14 15
NEW YORK RANGERS
PRESENTED BY CHASE
MADISON SQUARE GARDEN
CHASE
Welcome to
RANGERSTOWN
LET'S GO
STEPAN 21
NASH 61
Welcome to
RANGERSTOWN
2014-15 | NEW YORK RANGERS | MEDIA GUIDE

SEASON SCHEDULE

14 15

NEW YORK RANGERS

PRESENTED BY CHASE

SEPTEMBER

SUN	MON	TUE	WED	THU	FRI	SAT
	1	2	3	4	5	6
7	8	9	10	11	12	13
14	15	16	17	18	19	20
			PRESEASON BEGINS			
21	22 NJ	23	24	25	26 8:30 CHI	27
28	29 PHI	30 PHI				

OCTOBER

SUN	MON	TUE	WED	THU	FRI	SAT
			1	2	3 CHI	4 NJ
5	6	7	8	9 8:00 STL	10	11 CBJ
REGULAR SEASON BEGINS						
12 TOR	13	14 NYI	15	16 CAR	17	18
19 5:00 SJ	20	21 NJ	22	23	24	25 MTL
26	27 MIN	28	29	30	31	

NOVEMBER

SUN	MON	TUE	WED	THU	FRI	SAT
						1 WPG
2	3 STL	4	5 NJ 8:00 DET	6	7	8 NJ TOR
9 6:00 EDM	10	11 PIT	12	13 COL	14	15 PIT
16	17 TBL	18	19 M2 8:00 PHI	20	21 BUF	22
23 MTL	24	25	26 M2 7:30 TBL	27	28 N 1:00 PHI	29 1:00 PHI

DECEMBER

SUN	MON	TUE	WED	THU	FRI	SAT
30	1 TBL	2	3	4	5	6 DET
7	8 PIT	9	10	11	12	13 10:00 VAN
14 M+ 9:30 EDM	15	16 M+ 9:00 CGY	17	18	19	20 CAR
21 CAR	22	23 WSH	24	25	26	27 NJ
28	29 8:30 DAL	30	31 M2 6:00 FLA			

JANUARY

SUN	MON	TUE	WED	THU	FRI	SAT
				1	2	3 BUF
4	5	6	7 NJ 10:30 ANA	8 10:30 LA	9	10 10:00 SJ
11	12	13 NYI	14	15 BOS	16 CBJ	17
18 N 12:30 PIT	19	20 OTT	21	22	23	24
25	26	27 NYI	28	29 NJ MTL	30	31 CAR

FEBRUARY

SUN	MON	TUE	WED	THU	FRI	SAT
1	2 FLA	3	4 NJ 8:00 BOS	5	6	7 3:00 NSH
8 5:00 DAL	9	10 7:30 TOR	11	12 9:00 COL	13	14 8:00 ARI
15	16 NYI	17	18	19 VAN	20	21
22 7:30 CBJ	23	24 CGY	25	26 ARI	27	28 N 8:00 PHI

MARCH

SUN	MON	TUE	WED	THU	FRI	SAT
1	2 NSH	3	4 NJ 8:00 DET	5	6	7
8 N NJ TBD CHI	9	10 NJ NYI	11 NJ 6:00 WSH	12	13	14 BUF
15 5:00 FLA	16	17	18 NJ 8:00 CHI	19	20	21 CAR
22 NJ 7:30 ANA	23	24 NJ LA	25	26 7:30 OTT	27	28 1:00 BOS
29 3:00 WSH	30	31 8:00 WPG				

APRIL

SUN	MON	TUE	WED	THU	FRI	SAT
			1	2 8:00 MIN	3	4 NJ
5	6 CBJ	7 NJ	8	9 OTT	10	11 TBD WSH
12	13	14	15	16	17	18
		NHL PLAYOFFS BEGIN				
19	20	21	22	23	24	25
26	27	28	29	30		

All games are scheduled for **7PM EST** unless otherwise noted. TBD game times to be announced 13 days prior to game date by NHL. MSG Network will broadcast all games unless otherwise noted.

M2 - MSG2 M+ - MSG+

N - NBC NS - NBC SPORTS

HOME AWAY

FOR NEW YORK RANGERS TICKETS

VISIT **NEWYORKRANGERS.COM**

MADISON SQUARE GARDEN®

THE WORLD'S MOST FAMOUS ARENA®

2014-15
NEW YORK RANGERS HOCKEY CLUB
OFFICIAL GUIDE AND RECORD BOOK



TABLE OF CONTENTS

FRONT OFFICE

About The Madison Square Garden Company 8
New York Rangers Directory 9
James L. Dolan 11
Tad Smith 12
Glen Sather 13
Jim Schoenfeld 14
Jeff Gorton 15
Alain Vigneault 16
Scott Arniel 17
Ulf Samuelsson 18
Darryl Williams 19
Benoit Allaire 20
Jerry Dineen 21
Jim Sullivan 22
Hockey Operations 23
Scouting Staff 27
Training Staff 33
Medical Staff 35
Rod Gilbert 37
Adam Graves 38
Rangers Staff 39

THE PLAYERS

Player Biographies 47
In the System 141
Future Blue 164
2014 NHL Entry Draft Selections 171
New York Rangers 2014-15 Roster 175
How the Rangers Were Built 177
Hartford Wolf Pack 178
MSG Network Broadcast Team 185
Garden of Dreams Foundation 187

2013-14 IN REVIEW

Final NHL Standings 191
NHL Statistical Leaders 193
Game Summaries 195
Final Rangers Scoring 208
Scoring Breakdown 209
Special Teams Scoring Breakdown 210
Scoring Breakdown by Month 211
Scoring Breakdown by Division 212
Miscellaneous Statistics 213
Hat Tricks, Shorthanded Goals,
Penalty Shots and Empty Net Goals 215
Shootout Statistics 216
Transactions 217

2013-14 IN REVIEW (CONT'D)

2014 Off-Season Activity and
Manpower Games Lost to Injury or Illness 218
Overall Schedule and Results 219
Home and Road Schedule and Results 221
Game-by-Game Power Play Totals 223
Game-by-Game Penalty Killing Totals 224
Game-by-Game Home Attendance 225
Scoring of Rangers Prospects 226

RANGERS VS. NHL

Rangers vs. Each NHL Club 229

2014 PLAYOFFS

Flyers vs. Rangers 259
Penguins vs. Rangers 260
Canadiens vs. Rangers 261
Kings vs. Rangers 262
Final Rangers Playoff Scoring 263
2014 Stanley Cup Playoff Results 264

CAREER RECORDS

All-Time Scoring List 267
All-Time Leaders 268
Single Season Leaders 269
All-Time Scoring Streaks 270
All-Time Regular Season Coaching Leaders 271
All-Time Regular Season Records 272

PLAYOFF HISTORY AND RECORDS

All-Time Playoff Series Record vs. NHL 281
All-Time Playoff Results Year-by-Year 282
All-Time Playoff Results Game-by-Game 283
All-Time Playoff OT Results 290
All-Time Playoff Scoring List 291
All-Time Playoff Leaders 292
Single Season Playoff Leaders 293
Stanley Cup Winning Goals, All-Time Playoff
Hat Tricks and All-Time Playoff Hat Tricks Against 294
Playoff Scoring Statistics Year-by-Year 295
Playoff Goaltending Statistics Year-by-Year 303
All-Time Playoff Shutouts 305
All-Time Playoff Coaching Records and Leaders 306
All-Time Playoff Coaching Records Year-by-Year 307
All-Time Playoff Records 308
Stanley Cup Championship Teams 313

RANGERS HERITAGE

Madison Square Garden History 317
New York Rangers Franchise History 325

TABLE OF CONTENTS

RANGERS HERITAGE (CONT'D)

All-Time Team Management and All-Time Captains 332
NYR Retired Numbers 333
NYR Jersey History 337
NYR Logo History 341
NHL Award Winners 343
Hall of Fame Selections 345
NHL All-Star and All-Rookie Team Selections 346
NHL All-Star Game Selections and
Statistics Year-by-Year 347
Team Award Winners 349

IN THE PAST

All-Time Record vs. NHL 355
Special Teams Statistics Year-by-Year 357
All-Time Longest Team Streaks 358
Most Recent Team Starts 359
Most Recent Team Streaks 360
Current Home and Road Streaks vs. NHL 361
Longest Team Streaks Year-by-Year 363
Longest Home Team Streaks Year-by-Year 365
Longest Road Team Streaks Year-by-Year 367
Rangers vs. NHL Year-by-Year 369
Last 20 Game Results vs. NHL 373
All-Time Record Year-by-Year 375
All-Time Home and Away Record Year-by-Year 377

IN THE PAST (CONT'D)

The Last Time 379
Last Shutout vs. NHL 380
Last Overtime Win and Loss vs. NHL 381
All-Time Hat Trick Leaders and All-Time Hat Tricks 382
All-Time Shutouts, Most Decisive
Victories and Most Decisive Defeats 386
All-Time 10-goal Games 387
All-Time 0-0 Games 388
All-Time Penalty Shots 389
Scoring Leaders Year-by-Year 391
Longest Goal Streaks Year-by-Year 393
Longest Assist Streaks Year-by-Year 395
Longest Point Streaks Year-by-Year 397
Scoring Statistics Year-by-Year 399
Regular Season Goaltending Statistics Year-by-Year 416
All-Time Regular Season Coaching Results 419
All-Time Results Game-by-Game 420
All-Time Transactions 447
All-Time NHL Entry Draft Selections 468
All-Time Player Register 472
All-Time Goaltending Register 491
Faces in the Crowd 493
Lustgarten Foundation 494
MSG Training Center 495
Media Information 497

IN MEMORIAM

DOUG JARRETT
APR. 22, 1944 – FEB. 10, 2014

EDGAR LAPRADE
OCT. 10, 1919 – APR. 28, 2014



ALLAN STANLEY
MAR. 1, 1926 – OCT. 18, 2013

GUY TROTTIER
APR. 1, 1941 – JUNE 19, 2014

CAROL VADNAIS
SEPT. 25, 1945 – AUG. 31, 2014

EDITORIAL

Executive Editor: John Rosasco
Editor: Michael Rappaport
Associate Editors: Lindsay Ganghamer, Ryan Nissan
Editorial Assistants: Luke Dixon, Erica Joseph, Melissa Katz, Mandi Montondo, Thomas Quicker, Sammi Ragsdale, Rob Roberts, Kara Sienkiewicz
Statistical Consultants: Elias Sports Bureau

DESIGN, PRODUCTION, & PRINTING

Design & Production: Tarek Awad, Ethan Gabriel Hunt, Maria Spina
Photography: MSG Photos, Rangers Archive, Rebecca Taylor, Getty Images
Printed by: Artistic Group

RANGERS
BAUER
BAUER
BAUER
BAUER

ABOUT THE MADISON SQUARE GARDEN COMPANY

The Madison Square Garden Company (MSG) is a fully integrated sports, entertainment and media business comprised of dynamic and powerful assets and brands. MSG's business grew from the legendary venue widely known as "The World's Most Famous Arena." Drawing on its celebrated history, the Company builds iconic brands that set the standard for excellence and innovation while forging deep connections with diverse and passionate audiences. With an unparalleled portfolio of strategically aligned venues, content and distribution channels, the Company's three business segments — MSG Sports, MSG Media and MSG Entertainment — work together to deliver exceptional experiences that endure for generations.

MSG Sports owns and operates the New York Knicks (NBA), the New York Rangers (NHL), the New York Liberty (WNBA), the Westchester Knicks (NBADL) and the Hartford Wolf Pack (AHL). MSG Sports also promotes, produces, and/or partners on a broad array of world-class live sporting events, including world championship boxing, college basketball (BIG EAST Championship, St. John's Red Storm, Jimmy V Classic and others), tennis (BNP Paribas Showdown), WWE, Professional Bull Riders, Harlem Globetrotters, college hockey (Red Hot Hockey, The Frozen Apple) and college wrestling.

MSG Entertainment (MSGE) is one of the country's leaders in live entertainment and is recognized for its signature combination of event production, entertainment marketing and iconic venues. MSGE creates, produces and/or presents live productions, including the number one live holiday family show in America, the Radio City Christmas Spectacular, featuring the legendary Rockettes. In spring 2015, MSGE will showcase the Rockettes in a brand new theatrical production – called New York Spring Spectacular -- that embodies the energy and excitement of New York City and features dynamic, new choreography by the world renowned dance troupe. In addition, MSGE presents or hosts live entertainment events, including concerts, family shows and special events, in its diverse collection of venues, which include the Madison Square Garden Arena, The Theater at Madison Square Garden, Radio City Music Hall, the Beacon Theatre, the Forum in Inglewood, CA, The Chicago Theatre and the Wang Theatre in Boston.

MSG Media is a leader in production and content development for multiple distribution platforms, including content originating from the Company's venues, and is comprised of regional sports networks, MSG Network and MSG+, collectively referred to as "MSG Networks." MSG Networks are home to seven professional sports teams: the Knicks, Rangers, Liberty, New York Islanders, New Jersey Devils, Buffalo Sabres and New York Red Bulls, as well as award-winning original programming. The two networks are among the nation's largest regional cable channels and together telecast more than 3,100 hours of live original programming each year, including approximately 700 live sporting events.

The Company also has more than 20 interactive websites, social networking sites and mobile applications that support these three business segments. More information on the Company is available at www.themadisonsquaregardencompany.com.

RANGERS DIRECTORY, 2014-15

TEAM EXECUTIVE MANAGEMENT

Executive Chairman,
The Madison Square Garden Company . . . . . James L. Dolan
President & Chief Executive Officer,
The Madison Square Garden Company . . . . . Tad Smith
President & General Manager . . . . . Glen Sather
Executive Vice President, Marketing, MSG Sports . . . . Michael Guth
Executive Vice President,
Tickets, Clubs & Corporate Hospitality . . . . . Howard Jacobs
Senior Vice President,
Marketing Rangers/Sports Properties . . . . . Janet Duch
Senior Vice President,
Legal & Business Affairs, Sports Operations. . . . . .John Master
Senior Vice President, Sports Team Operations . . . . . Mark Piazza
Senior Vice President,
Public Relations & Player Recruitment . . . . . .John Rosasco
Deputy General Counsel & Senior Vice President,
Legal & Business Affairs, Team Operations . . . . . Marc Schoenfeld
Senior Vice President, Finance & Controller . . . . .Michael Whitehead

MADISON SQUARE GARDEN EXECUTIVE MANAGEMENT

Vice Chairman,
The Madison Square Garden Company . . . . . Hank J. Ratner
Executive Vice President,
General Counsel & Secretary . . . . . .
Lawrence J. Burian
Executive Vice President & Chief Financial Officer . . . . Sean Creamer
Executive Vice President, Facilities . . . . . .Stephen Collins
President, Productions & Live Entertainment . . . . . David Goodman
Executive Vice President, Marketing Partnerships . . . Ron Skotarczak
Executive Vice President,
Communications & Administration . . . . . .Barry Watkins
Senior Vice President, Human Resources . . . . . Lisa Nadler

HOCKEY CLUB PERSONNEL

Assistant General Manager, Player Personnel &
General Manager, Hartford Wolf Pack . . . . . Jim Schoenfeld
Assistant General Manager. . . . . Jeff Gorton
Head Coach . . . . . Alain Vigneault
Associate Coach. . . . . Scott Arniel
Assistant Coaches. . . . . Ulf Samuelsson, Darryl Williams
Assistant Coach & Goaltending Coach . . . . . Benoit Allaire
Video Coach . . . . . .Jerry Dineen
Director, Player Care
& Development/Analytics and Hockey Technology . . . . . Jim Sullivan
Director, Player Personnel . . . . . Gordie Clark
Director of Professional Scouting . . . . . .Kevin Maxwell
Senior Advisor to the President & General Manager . . . Mike Barnett
Hockey Consultant . . . . . Doug Risebrough
Hockey & Business Operations . . . . . Adam Graves
Head Professional Scout, Europe . . . . . .Anders Hedberg
European Scouts . . . . . Jan Gajdosik, Oto Hascak,
Anders Kallur, Vladimir Lutchenko
Amateur Scouts . . . . . Larry Bernard, Rich Brown, Brendon Clark,
Daniel Dore, Ernie Gare, Peter Stephan, Tom Thompson
Professional Scouts. . . . . Rick Kehoe, Gilles Leger, Justin Sather
Head Athletic Trainer . . . . . Jim Ramsay
Assistant Athletic Trainer. . . . . Daniel Helbig
Equipment Manager. . . . . .Acacio Marques
Assistant Equipment Manager . . . . . Billy Southard
Massage Therapist/Assistant Trainer. . . . . Bruce Lifrieri
Strength & Conditioning Coach . . . . . Reg Grant
Assistant Strength & Conditioning Coach . . . . . Adam Virgile
Strength & Conditioning Consultant – Europe. . . . . .Daniel Hedin
Manager, MSG Training Center Operations. . . . . Alex Case

SPORTS TEAM OPERATIONS

Vice President, Sports Team Operations . . . . . Jason Vogel
Manager, Sports Team Operations . . . . . .Caroline Giglio
Administrator, Sports Team Operations. . . . . Brian Wendth

HOCKEY OPERATIONS

Manager, Scouting . . . . . .Victor Saljanin
Manager, Hockey Administration . . . . . Katie Condon
Executive Administrative Assistant . . . . . Barbara Steppe
Director of Operations, MSG Training Center . . . . . Miguel Vazquez
Manager, Building Operations, MSG Training Center . . Steve Kaminski

MEDICAL STAFF

Chief Medical Officer
& Vice President, Player Care . . . . . Dr. Lisa Callahan
Head Team Physician . . . . . .Dr. Bryan Kelly
Team Physician . . . . . Dr. Kenton Fibel
Medical Consultant . . . . . .Dr. Ronald Weissman
Team Dentist . . . . . Dr. Don Salomon
Team Dentist . . . . . .Dr. Joe Esposito

PUBLIC RELATIONS

Vice President, Communications, MSG Sports. . . . . Carmine Tiso
Director, Public Relations . . . . . .Ryan Nissan
Director, Publicity, Sports Teams . . . . . Ryan Watson
Manager, Public Relations . . . . . Lindsay Ganghamer
Coordinator, Public Relations . . . . . Michael Rappaport

MARKETING

Manager, Marketing, Rangers . . . . . Anthony Zucconi
Design Director . . . . . Joanecy Kagalingan
Art Director. . . . . Tarek Awad

MARKETING OPERATIONS

Vice President,
Marketing Operations, MSG Sports . . . . . Jeanie Baumgartner
Managers, Marketing Operations,
MSG Sports . . . . . Shelly Calem, Stephanie Kwok
Coordinator, Marketing Operations, MSG Sports . . . Christelle Durand

EVENT PRESENTATION

Vice President, Event Presentation . . . . . Greg Kwizak
Music Director, MSG Sports . . . . . .Ray Castoldi
Manager, Event Presentation . . . . . Justin Casserly

COMMUNITY RELATIONS & FAN DEVELOPMENT

Vice President, Fan Development & Community Relations . Rick Nadeau
Director, Fan Development . . . . . Alexandra Setoodeh
Director, Community Relations. . . . . .David Martella
Coordinator, Field Marketing & Fan Development. . . . . Mike Fasulo
Director, Special Projects
& Community Relations Representative . . . . . .Rod Gilbert

MERCHANDISE

Vice President, Merchandise Sports . . . . . Shirley Short
Director, Merchandise Analytics & Planning. . . . . .Paula Garcia
Manager, Brand Management & Licensing. . . . Ciji Danielle Robinson
Managers, Sr. Merchandise Buyer . . . . . .Alexis Michaelides,
Justin Poidomani

DIGITAL

Vice President, Digital, MSG Sports. . . . . Vicki Shapiro
Director, Digital – Rangers . . . . . Brian Schiazza
Manager, Marketing Digital Programming . . . . . Adam Skollar
Manager, Content Producer – Rangers . . . . . Jim Cerny
Digital Specialist – Rangers . . . . . Matt Calamia

RANGERS DIRECTORY, 2014-15

MSG PHOTO SERVICES

Official Photographer of Madison Square Garden . . . . George Kalinsky
Vice President, MSG Photo Services . . . . . Rebecca Taylor
Manager, MSG Photo Services . . . . . Kevin McMahon
Editor, MSG Photo Services . . . . . Carly Boyle

FINANCE

Vice President, Finance – Rangers . . . . . Jeanine McGrory
Director, Accounting – Rangers . . . . . Scott Levine
Director, Accounting Suites & Teams . . . . . Dean Cannizzo
Staff Accountant . . . . . Ahmed Abady
Coordinator, Accounts Payable . . . . . Dularie Harris

LEGAL & BUSINESS AFFAIRS

Vice President,
Legal & Business Affairs, Team & Sports Operations . . Jamaal Lesane
Vice President,
Legal & Business Affairs, Sports Operations. . . . . Christina Song
Manager, Contracts Administration . . . . . Kimberlie LaSalle
Senior Administrative Assistants . . . . . Maria Roubos, Mary Vukas

HUMAN RESOURCES

Vice President,
Human Resources, MSG Sports . . . . . Kamilah Mitchell-Thomas
Director, Human Resources, MSG Sports . . . . . Brad Kogut

TICKET SALES, SERVICE, RETENTION & OPERATIONS

Vice President,
Subscription Sales & Ticket Operations . . . . . Bill Goldstein
Vice President,
Sales Planning & Analytics – MSG Sports . . . . . Andrew Rentmeester
Vice President, Ticket Sales- MSG Sports . . . . . Adam Campbell
Vice President, Service & Retention . . . . . Courtney Jeffries
Director, New Sales & Campaign Planning . . . . . Mark Gallego
Manager, Service & Retention - Rangers . . . . . Dan Asip
Manager, Ticket Sales Operations. . . . . Stephen Cerasoli
Manager, New Business – Teams . . . . . Keith Doran
Premium Experience Specialists. . Tyson Christensen, Brittany Fantozzi
Client Relationship Specialists - Rangers . . . . . Boris Bereza, Mandy Flikier, Nicole Melfi, Gretchen Muller, Kiersten Taddeo
Senior Account Executive . . . . . Sari Brandwine
Account Executives, Season Subscriptions . . . . . Jeffrey Altimar, Kevin Becker, Cole Gargione, Gabriel McFarlane, Scott Minor, Solomon Schwartz, Daniel Shagawat
Account Coordinators. . . . . Michael Rucker, Elizabeth Johnston
Account Executives, Group Sales . . . . Matt Fields, Stephanie Webber
Group Sales Specialists. . . . . Chris Farnkopf, Mike Kitlas, Cameron Nichols, Brittany Ramos, Philip Valente
Coordinator, Group Sales & Campaign Integration . . . . Jane Stanton
Coordinator, Individual Sales. . . . . Eric Handler
Administrative Assistant . . . . . Joe Hayward

MARKETING PARTNERSHIPS - ACCOUNT MANAGEMENT

Senior Vice President, Account Management . . . . . Justin Johnson
Vice Presidents, Account Planning . . . . Lisa Aulebach, Tom Cerasoli, Kristofor Elvgren, Andrew Karson
Vice President, Activation & Development . . . . . John Alfano
Directors, Account Planning . . . . . Andrew Berkowitz, David DiLello, Catie Fenzel, Bryan Miranda, Maggie Rowan
Directors, Account Activation . . . . . Julie Hamm, Mike Verna
Managers, Account Planning . . Ronald Beach, Jr., Jennifer Crawford, Dylan Kramer, Steven Olwell, David Rothstein
Managers, Account Activation . . . . . Stephen Smyth, Don Gregory, Zach Lazare
Coordinator, Account Management . . . . . Kevin Delledonne
Coordinator, Activation & Development . . . . . Joseph Monte

CORPORATE HOSPITALITY

Vice President, Suites & Hospitality Sales . . . . . Patrick Jones
Vice President, Corporate Hospitality Service . . . . Dashawnda Brown
Director, Corporate Hospitality Service . . . . . Hope Newman
Director, Forecast and Analytics. . . . . Matt Synakowski
Manager, Corporate Hospitality Rentals . . . . . Melinda Churchville
Managers, Corporate Hospitality Sales. . . . Ken Lisi, Terry Tsouratakis
Account Coordinators,
Corporate Hospitality . . . Julia Lavelle, Clara Lilley, Jacqueline Malleo, Brian Murphy, Jillian Vaccaro
Senior Administrative Assistant . . . . . Katrina Schaefer

MARKETING PARTNERSHIPS - BUSINESS SOLUTIONS

Senior Vice President, Business Solutions . . . . . Evan Frankel
Vice President, Integrated Sales Strategy . . . . . Lauren Stangel
Vice President, Business Solutions . . . . . Branden Templeton
Director, Platform Development . . . . . Nicole Marinake
Manager, Integrated Sales Strategy. . . . . Matthew Ungaro
Coordinators, Creative Services . . . . Alexandra Faccas, Rayna Mengel

MARKETING PARTNERSHIPS - SALES

Senior Vice President, Team Sales. . . . . Mike Lehr
Vice President, Sports & Entertainment Sales. . . . . Amos Varon
Vice President, Business Operations . . . . . Laura Lash
Vice President, Team Sales. . . . . Bill Smith
Directors, Team Sales. . . . . TJ Ciro, Dave Decina, Shannon Fox, Joseph Grippo, Kate Pratt
Directors, Sports & Entertainment Sales. . . . . Susan Hamlin, Peter Joseph, Corey Norkin
Managers, Team Sales . . . . . Garrett Dolgon, Christina Milano
Managers, Sports & Entertainment Sales . . . Sean Finley, Ryan Redler
Managers, Sales Operations . . . . . Marysa Cole, Joshua Jacoby
Coordinator, Team Sales . . . . . Janan Morgul
Senior Administrative Assistants . . . . Morgan Fischer, Kaitlin Lannon

BROADCAST INFORMATION

Television
MSG Network: . . . . . Sam Rosen, Joe Micheletti, John Giannone
Radio
MSG Radio:. . . . . Kenny Albert, Dave Maloney

ADDITIONAL INFORMATION

Home Ice . . . . . Madison Square Garden
Website . . . . . newyorkrangers.com
Twitter . . . . . @NYRangers
Media Entrance . . . . . 8 Penn Plaza, 8th Avenue & 33rd Street
Press Room . . . . . 6th Floor, Madison Square Garden
Club Colors . . . . . Home: blue base, trimmed w/red & white
Away: white base, trimmed w/blue & red
Practice Facility . . . . . Madison Square Garden Training Center

JAMES L. DOLAN

EXECUTIVE CHAIRMAN, THE MADISON SQUARE GARDEN COMPANY

As executive chairman of The Madison Square Garden Company (MSG), James L. Dolan oversees the company's many entities, including its world-famous arena complex, professional sports teams, sports and entertainment networks, and historic showplaces. Mr. Dolan also serves as chief executive officer of Cablevision Systems Corporation, one of the nation's leading media and telecommunications companies.

In his role at The Madison Square Garden Company, Mr. Dolan is responsible for the Company's overall growth strategy and manages all of its operations. He also serves as governor to the National Basketball Association and the National Hockey League on behalf of the New York Knicks and Rangers.

To ensure the standing of the Company's premier venues, Mr. Dolan has taken on a number of restoration projects throughout his tenure. In January 2014, the legendary Forum arena in Inglewood, California re-opened after undergoing a reinvention that created the largest indoor performance venue in the country focused on music and entertainment. This followed the October 2013 completion of a three-year Transformation of the Madison Square Garden Arena designed to significantly enhance the experience of customers, athletes, entertainers, suite holders and partners. Mr. Dolan was also the catalyst for a restoration of the Company's Beacon Theatre, which was renewed to its former grandeur in early 2009. Among his most significant accomplishments as MSG chairman, Mr. Dolan also spearheaded a multimillion-dollar restoration of Radio City Music Hall in 1999, returning the national landmark and MSG showpiece to its original splendor.

Over the past few years, Mr. Dolan has taken additional steps to expand MSG's entertainment properties. They include the addition of The Chicago Theatre, which was built in 1921 as one of the country's most opulent motion picture houses, and the Forum, which has been a celebrated arena in the Greater Los Angeles area since its opening in 1967.

Mr. Dolan has led MSG's response to local and national tragedies. He played a principal role in organizing several extraordinary benefit concerts, including "12-12-12," which raised more than $50 million for the victims of Hurricane Sandy; "The Concert For New York City," which generated more than $35 million in aid for 9/11 victims and heroes; and "From The Big Apple to The Big Easy," which raised nearly $9 million for Hurricane Katrina relief. Mr. Dolan also supports The Madison Square Garden Company's ongoing commitment to the community, particularly through the Garden of Dreams Foundation, the non-profit charity that works closely with all areas at the company to help children throughout the New York metropolitan area.

In addition to his leadership role at The Madison Square Garden Company, Mr. Dolan is chief executive officer of Cablevision Systems Corporation, which served as MSG's parent company until February 2010, when the sports, media and entertainment business became a standalone, public company. Mr. Dolan oversees Cablevision's comprehensive portfolio of advanced Optimum-branded telecommunications products, including its digital cable television, digital voice and high-speed Internet services, and Optimum WiFi, the nation's most robust wireless Internet network.

Also under his purview, and serving the New York tri-state area, are Cablevision's local media and programming properties, which include News 12 Networks and Newsday Media Group, featuring Long Island's leading daily newspaper, Newsday.

Prior to assuming his present posts at Cablevision and The Madison Square Garden Company, Mr. Dolan was chief executive officer of Rainbow Media Holdings, the former Cablevision programming subsidiary that became a separate, public company named AMC Networks Inc. in June 2011. Mr. Dolan began his career with Cablevision in the 1970s and held a variety of executive positions before overseeing Rainbow Media.

Mr. Dolan serves on the board of directors for The Madison Square Garden Company and AMC Networks, and is a member of Cablevision's board of directors and its executive committee. He is also on the board of The Lustgarten Foundation, an organization he helped found in 1998 which today is the nation's largest private supporter of pancreatic cancer research. In addition, he sits on the boards of Tribeca Enterprises, C-SPAN and the Breathe Easy Play Hard Foundation, and is a member of the New York University Steinhardt Dean's Council.

TAD SMITH

PRESIDENT AND CHIEF EXECUTIVE OFFICER, THE MADISON SQUARE GARDEN COMPANY

Tad Smith serves as president and chief executive officer of The Madison Square Garden Company (MSG), overseeing all aspects of the company, including the overall strategy and day-to-day operations of MSG Sports, MSG Media and MSG Entertainment, as well as its administrative areas, including Finance, Legal, Human Resources, Communications and Business Operations. He also serves as alternate governor to the National Hockey League on behalf of the New York Rangers.

The Madison Square Garden Company's signature assets include an unparalleled portfolio of iconic venues: New York's Madison Square Garden, Radio City Music Hall and Beacon Theatre; the Forum in Inglewood, California; The Chicago Theatre; and the Wang Theatre in Boston. In addition, MSG owns and operates professional sports teams, the New York Knicks, Rangers and Liberty; MSG Entertainment and its entertainment properties, including the Radio City Christmas Spectacular, featuring the legendary Rockettes; and regional sports and entertainment networks, MSG and MSG+.

Previously, Mr. Smith served as President, Local Media at Cablevision Systems Corporation, where he was responsible for Cablevision Media Sales, the company's digital and linear television advertising sales division; News 12 Networks, the tri-state area leader in local cable news, weather and traffic for the communities Cablevision serves; and Newsday Media Group with assets such as Long Island's leading daily newspaper Newsday, its popular digital products including, Newsday.com; and amNewYork, the nation's most widely circulated free daily serving New York City.

Prior to joining Cablevision, Mr. Smith worked for Reed Elsevier Group PLC, a worldwide provider of business information. An accomplished veteran of both print and electronic operations, he most recently served as chief executive officer of the company's U.S. business-to-business division, Reed Business Information (RBI), where he had leadership and operational oversight for a number of well-known brands, including Variety, Daily Variety, Publishers Weekly, Multichannel News and Broadcasting & Cable. He also was responsible for developing and running RBI's digital media businesses, including its extensive e-commerce operations.

Mr. Smith previously served as senior vice president of e-commerce for Starwood Resorts and Hotels Worldwide, tasked with developing and implementing a comprehensive global Internet strategy for the company. Prior to then, he was a vice president with BMG Entertainment, a subsidiary of global publisher Bertelsmann AG, where he served as head of the company's merchandising unit, and managed strategy, acquisition and restructuring for its North American business units, including Arista Records, RCA Records, BMG Direct Record Clubs and BMG Music Publishing. Mr. Smith began his business career as a management consultant for McKinsey & Company, Inc., a leading global management consulting firm, where he advised media, energy, and healthcare clients on all aspects of strategy and performance improvement.

Mr. Smith has been teaching at the Stern School of Business at New York University since 1999, where he is currently an Adjunct Professor in the Finance Department. His course, Strategy and Finance for Technology, Media, and Entertainment Companies, has been a favorite among Mr. Smith's 800+ former students.

He received a Master of Business Administration from Harvard Business School, where he was a George F. Baker Scholar and a Horace W. Goldsmith Fellow. Mr. Smith holds a Bachelor of Arts from Princeton University's Woodrow Wilson School of Public and International Affairs, where he received the R.W. Van de Velde Prize. In 2007 and 2008, Mr. Smith also served on the Dean's Leadership Council of the Woodrow Wilson School.

Mr. Smith serves on the board of directors for Tribeca Enterprises and SiTV Media, Inc. He is also a past member of the board and the executive committee of the Long Island Association, and the boards of the Interactive Advertising Bureau, the Online Publishers Association, and American Business Media. He won Folio's Executive of the Year in 2008, min's Top Executive of the Year in 2007, and Media Business' Top Innovator in 2007, and was inducted into the Digital Media Hall of Fame in 2006.

GLEN SATHER

PRESIDENT AND GENERAL MANAGER

Through the selection of franchise cornerstones in the draft and acquisition of significant pieces in trades and free agent signings, Rangers President and General Manager Glen Sather continues to illustrate why he is one of the great architects in the history of hockey management. With 37 years of hockey experience on his Hall of Fame resume, which includes five Stanley Cup Championships, he is the league's longest tenured general manager, serving the past 14 seasons with New York and prior to that, 21 years in Edmonton.

By constructing a roster with a combination of exciting, homegrown talent and veteran leadership, Sather has laid the foundation for long-term success. Since 2005-06, the Blueshirts have totaled 375 wins and a .587 points percentage, ranking fourth in the Eastern Conference. Last season, the Rangers advanced to the Stanley Cup Final after finishing the regular season with a 45-31-6 record, and defeating Philadelphia, Pittsburgh, and Montreal in the playoffs.

The Rangers have won 40 or more games in seven of the last eight full seasons, and seven of the last nine seasons overall. It is the first time in franchise history the Rangers have registered seven 40-win seasons in a nine-season span. The Blueshirts are also one of six teams that have reached the 40-win mark at least seven times since the 2005-06 season, along with San Jose, Detroit, Nashville, Philadelphia, and Pittsburgh. New York is also one of four teams in the NHL to advance to the playoffs in eight of the last nine seasons, along with Pittsburgh, Detroit, and San Jose. The Rangers are one of three teams, along with Los Angeles and Chicago, to advance to the Conference Finals in at least two of the last three seasons. The Blueshirts have played 57 playoff games over the last three seasons, which ranks second among NHL teams.

Sather became New York's 12th President and 10th General Manager on June 1, 2000. He also served as head coach from January 30, 2003 to February 25, 2004. Sather led the Edmonton Oilers to five Stanley Cup Championships between 1984 – 1990, overseeing the development of a revolutionary team concept as well as some of the finest individual talents ever to play the game. Sather's achievements were recognized and honored on September 9, 1997 when he became the first member of the Edmonton Oilers organization to be selected to the Hockey Hall of Fame.

During his tenure with the Oilers, the club posted a 791-660-215 record in 1,666 regular season games (.539 winning percentage), capturing three Presidents' Trophies, six division titles and six conference championships. In Stanley Cup playoff action, Sather's teams compiled a 133-82 record in 215 games (.619 winning percentage), leading to the club's five Stanley Cup titles.

Upon his retirement as a player following the 1976-77 season, Sather immediately joined the coaching ranks, guiding the Edmonton Oilers to 12 straight WHA and NHL playoff appearances, four Stanley Cup Championships and five Stanley Cup Finals appearances between 1977 and 1989. Sather added the title of General Manager on June 15, 1979, and was named the team's President prior to the 1982-83 seasons.

Before embarking on his executive career, Sather put together one of the most impressive coaching records in NHL history. He has served as a Head Coach in 932 NHL regular season games, compiling a record of 497-307-128 (.602 winning percentage), ranking 20th on the NHL's all-time coaching list in victories. In 127 Stanley Cup playoff games, Sather posted a record of 89-37-1. He ranks seventh on the all-time list for playoff wins and first all-time with a .705 playoff winning percentage. He received the Jack Adams Trophy as the NHL's Coach of the Year in 1985-86 and is one of only six coaches to coach in five or more NHL All-Star Games.

Sather's knowledge of the game, tactical negotiating strategies, strong developmental skills, and keen ability to get the best out of his players are keys to his managerial success. During his administration in Edmonton, Sather developed a dynasty by nurturing talented draft picks Mark Messier, Kevin Lowe, Jari Kurri, Grant Fuhr, Paul Coffey, Esa Tikkanen and Glenn Anderson, along with the acquisition of a rising star named Wayne Gretzky.

Sather's management experience and success also carries over to the international arena. He served as Team Canada's General Manager and Coach for the 1996 World Cup of Hockey. He also guided Team Canada's 1994 Canada Cup Championship and was the General Manager of the gold medal-winning team in the 1994 World Hockey Championships.

A native of High River, Alberta, Sather enjoyed a successful junior career with the Edmonton Oil Kings. Following the completion of his amateur days, he became property of the Detroit Red Wings but would never wear a Winged Wheel jersey. After a season with the Central League's Memphis Wings, Sather was drafted away from the Red Wings by the Boston Bruins in 1965, and would make his National Hockey League debut with the Bruins in the 1966-67 season. Sather would go on to play 10 seasons in the NHL with the Boston Bruins, Pittsburgh Penguins, New York Rangers, St. Louis Blues, Montreal Canadiens and Minnesota North Stars. In 658 regular season games, the feisty winger registered 80 goals and 113 assists for 193 points, along with 724 penalty minutes.

As a member of the New York Rangers from 1970 through 1974, Sather appeared in 188 regular season games, recording 18 goals and 24 assists for 42 points, along with 193 penalty minutes. In addition, he was a member of the 1971-72 Rangers club which advanced to the Stanley Cup Finals.

Sather and his wife, Ann, have two sons, Justin and Shanon.

JIM SCHOENFELD

ASSISTANT GENERAL MANAGER, PLAYER PERSONNEL AND GENERAL MANAGER, HARTFORD WOLF PACK

Jim Schoenfeld begins his eighth season as Assistant General Manager, Player Personnel of the Rangers. In his role, he assists President and General Manager Glen Sather on all player transactions. He is also responsible for all hockey-related matters for the Hartford Wolf Pack.

Schoenfeld has spent the past 11 seasons as General Manager of the Hartford Wolf Pack and served as head coach of the team for two seasons from 2005-06 to 2006-07. He assumed head coaching duties for the organization on July 13, 2005, when he became the fourth head coach in franchise history. Schoenfeld has played a key role in developing the organization's pool of prospects.

Prior to joining Hartford, he served as an assistant coach with the Rangers for the 2002-03 campaign. He joined the Rangers after serving as a lead analyst for ESPN's National Hockey Night from 1999 through 2002. A veteran of 10 seasons in the National Hockey League as a head coach, Schoenfeld compiled a 256-246-78 record (.509 winning percentage) with the Buffalo Sabres, New Jersey Devils, Washington Capitals and the Phoenix Coyotes. His most recent NHL head coaching stint was with Phoenix in 1997-98 and 1998-99 compiling a record of 72-66-24. Schoenfeld guided the team to a 39-31-12 record in 1998-99, which ranks second in franchise history for most victories in a single season. Schoenfeld represented the Coyotes that year at the NHL All-Star Game, as a member of the North American team's coaching staff.

After leaving ESPN to assume head coaching duties of the Washington Capitals on January 27, 1994, Schoenfeld posted a record of 113-102-34 in 249 games. He ranks fourth in Capitals' history in games coached (249), victories (113) and winning percentage (.522). Schoenfeld guided the New Jersey Devils from January 26, 1988 through November 6, 1990, leading the club to a record of 50-59-15 in 124 games. During the 1987-88 season, he was responsible for leading the Devils to the team's first-ever Stanley Cup Playoff appearance, taking the club to within one game of the Stanley Cup Finals.

Schoenfeld made his NHL head coaching debut with the Buffalo Sabres during the 1985-86 season, where he directed the team until General Manager Scotty Bowman resumed his coaching career on January 15th. He also served as head coach of Buffalo's top American Hockey League affiliate, the Rochester Americans, for a portion of the 1984-85 season. Schoenfeld's stint behind the Americans' bench ended when he came out of retirement and rejoined the Sabres' active lineup on December 19, 1984.

Schoenfeld skated in 719 career NHL games with the Sabres, Detroit Red Wings and Boston Bruins from 1972-73 through 1984-85. A former captain of the Sabres, he registered 51 goals and 204 assists for 255 points, along with 1,132 penalty minutes. Originally selected by Buffalo in the first round, 5th overall, of the 1972 NHL Entry Draft, Schoenfeld is a member of the Buffalo Sports Hall of Fame and the Buffalo Sabres Hall of Fame.

A native of Galt, Ontario, Schoenfeld and his wife, Theresa, have a daughter, Katie, and three sons, Justin, Adam and Nathan.

JEFF GORTON

ASSISTANT GENERAL MANAGER

Jeff Gorton enters his eighth season with the Rangers and his fourth as Assistant General Manager. He previously served three seasons with the Rangers as Assistant Director, Player Personnel, after serving one season as a professional scout.

In his role, Gorton is responsible for all aspects of hockey administration for the team, including matters relating to the hockey club's salary structure and to the team's interaction with the National Hockey League regarding player contracts, player movement and Collective Bargaining Agreement issues. He oversees the day to day work of the hockey operations area, including the administration of all player and staff contracts. Gorton represents the club in salary arbitration matters, assists in negotiation of player contracts and coordinates team research projects. He also continues his involvement with the club's professional and amateur scouting operations.

Prior to joining the Rangers, Gorton spent 15 seasons with the Boston Bruins organization, serving as the Bruins Assistant General Manager during the final seven years of his tenure. As Assistant General Manager, he was involved in contract negotiations, scouting operations and the team's American Hockey League (AHL) affiliate in Providence, Rhode Island.

Gorton served as Boston's Interim General Manager from March 27 to July 8, 2006, directing the Bruins' efforts at the 2006 NHL Entry Draft and negotiating contracts and trades at the start of the 2006 free agency period. At the 2006 draft, Gorton was instrumental in landing Bruins' star players Milan Lucic, Brad Marchand and Tuukka Rask, as well as former Bruins' star Phil Kessel. He also acquired key All-Star free agents Zdeno Chara and Marc Savard.

Gorton originally joined the Bruins organization in their public relations department at the beginning of the 1992-1993 season. He became the Bruins' Director of Scouting Information in October 1994, where he created the scouting database which networks the club's scouts via computer, and coordinated video on prospects in preparation of scouting assignments and the annual NHL Entry Draft. Gorton holds a degree in physical education from Bridgewater State College, and a Masters in sports management from Springfield College.

Gorton resides in Somers, New York, with his wife, Cyndi, and sons, Jack and Sam.

ALAIN VIGNEAULT

HEAD COACH

Alain Vigneault begins his second season with the Rangers after being named the 35th head coach in franchise history on June 21, 2013. He enters the season ranked 23rd on the NHL's all-time wins list with 467 career victories, and is the eighth fastest coach in league history to register 400 career wins.

Under Vigneault's guidance, the Rangers posted a 45-31-6 record in his first season as Head Coach. The Blueshirts ranked fourth in the NHL in goals against per game (2.32), and allowed one goal or fewer in a league-best, 31 games during the regular season. On January 29, 2014, he became the 26th coach in NHL history to reach the 1,000-point milestone with a 2-1 victory against the NY Islanders. In the playoffs, the Rangers defeated Philadelphia, Pittsburgh, and Montreal to advance to the Stanley Cup Final.

Prior to joining the Rangers, Vigneault served as Head Coach of the Vancouver Canucks for seven seasons. During his tenure, Vancouver compiled a 313-170-57 record for a .632 winning percentage in 540 games. He led the Canucks to back-to-back Presidents' Trophies in 2010-11 and 2011-12, and captured the Northwest Division title in six of his seven seasons in Vancouver. Vigneault also won the Jack Adams Award as the NHL's top head coach in 2006-07.

In 2010-11, Vigneault guided Vancouver to franchise records with 54 wins and 117 points to capture the first Presidents' Trophy in club history, as the Canucks advanced to the Stanley Cup Finals for the first time since 1994.

The Quebec City, Quebec native previously served as Head Coach of the Montreal Canadiens from 1997-98 to 2000-01, becoming the second youngest coach in the club's history at the age of 36. Vigneault also served as an Assistant Coach with the Ottawa Senators from 1992-93 to 1995-96.

In 2005-06, Vigneault led Vancouver's American Hockey League (AHL) affiliate, the Manitoba Moose, to a 44-24-12 record and the second round of the Calder Cup Playoffs. He also has 10 seasons of head coaching experience in the Quebec Major Junior Hockey League (QMJHL).

Prior to joining the coaching ranks, Vigneault appeared in 42 games over two seasons with the St. Louis Blues from 1981-82 to 1982-83. Originally selected by the Blues in the eighth round, 167th overall, of the 1981 NHL Entry Draft, the defenseman registered two goals, five assists and 82 penalty minutes in his NHL career.

Vigneault has two daughters, Andreane and Janie.

			REGULAR SEASON						PLAYOFFS			
SEASON	TEAM	LEAGUE	GC	W	L	T	OT	PTS%	GC	W	L	WIN%
1986-87	Trois Rivieres	QMJHL	70	28	40	2	0	.414	–	–	–	–
1987-88	Hull	QMJHL	70	43	23	4	0	.643	19	12	7	.632
1988-89	Hull	QMJHL	70	40	25	5	0	.607	9	5	4	.556
1989-90	Hull	QMJHL	70	36	29	5	0	.550	11	4	7	.364
1990-91	Hull	QMJHL	70	36	27	7	0	.564	6	2	4	.333
1991-92	Hull	QMJHL	70	41	24	5	0	.621	6	2	4	.333
1995-96	Beauport	QMJHL	31	19	7	5	0	.694	15	9	6	.600
1996-97	Beauport	QMJHL	70	24	44	2	0	.357	4	1	3	.250
1997-98	**Canadiens**	**NHL**	**82**	**37**	**32**	**13**	**0**	**.530**	**10**	**4**	**6**	**.400**
1998-99	**Canadiens**	**NHL**	**82**	**32**	**39**	**11**	**0**	**.457**	**–**	**–**	**–**	**–**
1999-00	**Canadiens**	**NHL**	**82**	**35**	**34**	**9**	**4**	**.506**	**–**	**–**	**–**	**–**
2000-01	**Canadiens**	**NHL**	**20**	**5**	**13**	**2**	**0**	**.300**				
2003-04	P.E.I.	QMJHL	70	40	19	5	6	.650	11	6	5	.545
2004-05	P.E.I.	QMJHL	70	24	39	7	0	.393	–	–	–	–
2005-06	Manitoba	AHL	80	44	24	–	12	.625	13	7	6	.538
2006-07	**Canucks**	**NHL**	**82**	**49**	**26**	**–**	**7**	**.640**	**12**	**5**	**7**	**.417**
2007-08	**Canucks**	**NHL**	**82**	**39**	**33**	**–**	**10**	**.537**	**–**	**–**	**–**	**–**
2008-09	**Canucks**	**NHL**	**82**	**45**	**27**	**–**	**10**	**.610**	**10**	**6**	**4**	**.600**
2009-10	**Canucks**	**NHL**	**82**	**49**	**28**	**–**	**5**	**.628**	**12**	**6**	**6**	**.500**
2010-11	**Canucks**	**NHL**	**82**	**54**	**19**	**–**	**9**	**.713**	**25**	**15**	**10**	**.600**
2011-12	**Canucks**	**NHL**	**82**	**51**	**22**	**–**	**9**	**.677**	**5**	**1**	**4**	**.200**
2012-13	**Canucks**	**NHL**	**48**	**26**	**15**	**–**	**7**	**.615**	**4**	**0**	**4**	**0**
2013-14	**RANGERS**	**NHL**	**82**	**45**	**31**	**-**	**6**	**.585**	**25**	**13**	**12**	**.520**
	NHL TOTALS		**888**	**467**	**319**	**35**	**67**	**.583**	**103**	**50**	**53**	**.485**
	NYR TOTALS		**82**	**45**	**31**	**-**	**6**	**.585**	**25**	**13**	**12**	**.520**

SCOTT ARNIEL

Associate Coach | Scott Arniel begins his second season with the Rangers coaching staff after being named Associate Coach on August 14, 2013. He brings 14 years of professional coaching experience to the Rangers' bench, which includes serving as Head Coach for the NHL's Columbus Blue Jackets for 123 games during the 2010-11 and 2011-12 seasons.

Prior to joining the Rangers organization, the Kingston, Ontario native spent one season as Head Coach of the American Hockey League's (AHL) Chicago Wolves, where he posted a 37-30-5-4 record. Arniel compiled a 218-136-21-21 record for a .604 winning percentage in five seasons as a head coach in the AHL, including four seasons with the Manitoba Moose from 2006-07 to 2009-10. In 2008-09, Arniel guided the Moose to the Calder Cup Finals after posting franchise records with 50 wins and 107 points to finish atop the AHL standings. He captured the Louis A.R. Pieri Memorial Award that season as the AHL coach of the year.

Arniel previously served as an Assistant Coach with the Buffalo Sabres from 2002-03 to 2005-06, and with Manitoba from 1999-00 to 2001-02.

Prior to joining the coaching ranks, Arniel appeared in 730 NHL games as a player with the Winnipeg Jets (1981-86; 1990-91), Buffalo Sabres (1986-90), and Boston Bruins (1991-92), registering 149 goals and 189 assists for 338 points in 11 seasons. The left winger was originally selected by Winnipeg in the second round, 22nd overall, in the 1981 NHL Entry Draft.

Arniel also recorded 14 points (seven goals, seven assists) in 25 AHL games with the Maine Mariners and New Haven Nighthawks in 1991-92, and 460 points (194 goals, 266 assists) in 530 International Hockey League contests with the San Diego Gulls (1992-94), Houston Aeros (1994-96), Utah Grizzlies (1996), and Manitoba Moose (1996-99). He split the 1995-96 season with Houston and Utah, beginning the campaign as a player/assistant coach with the Aeros. He went on to win the 1996 Turner Cup with the Grizzlies.

Arniel and his wife, Lia, have a son, Brendan, and daughter, Stephanie.

ULF SAMUELSSON

Assistant Coach | Ulf Samuelsson enters his second season with the Rangers coaching staff after being named Assistant Coach on August 14, 2013. He joined the Rangers' organization after spending the previous two seasons as Head Coach of the Swedish Hockey League's (SHL) Modo Hockey, where he posted a 38-15-16-41 record. He guided Modo to a playoff appearance in each of his two seasons with the team from 2011-12 to 2012-13.

Prior to joining Modo, Samuelsson spent five seasons as an Associate Coach with the Phoenix Coyotes from 2006-07 to 2010-11. During his tenure, the Coyotes posted a 198-173-39 record, and advanced to the playoffs on two occasions (2009-10, 2010-11). In 2009-10, he helped guide Phoenix to franchise records with 50 wins and 107 points. The former NHL defenseman was instrumental in developing the team's core defensemen, including Keith Yandle, Oliver Ekman- Larsson, and Zbynek Michalek.

Samuelsson began his coaching career in the AHL as an Assistant Coach with the Hartford Wolf Pack in 2005-06, serving alongside Head Coach Jim Schoenfeld and Assistant Coach Ken Gernander. The Wolf Pack advanced to the Eastern Conference Semifinals following a 48-24-0-8 campaign.

A veteran of 16 NHL seasons, Samuelsson appeared in 1,080 career games as a player with the Hartford Whalers (1984-91), Pittsburgh Penguins (1991-95), New York Rangers (1995-99), Detroit Red Wings (1999), and Philadelphia Flyers (1999-00). Originally selected by Hartford in the fourth round, 67th overall, of the 1982 NHL Entry Draft, he registered 57 goals and 275 assists for 332 points, along with 2,453 penalty minutes and a plus-172 rating. During his career, Samuelsson won two Stanley Cups with the Penguins (1990-91, 1991-92), and skated as an NHL All-Star in the two-game Rendez-vous '87 series against the Soviet National Team.

In four seasons with the Rangers, Samuelsson registered 14 goals and 46 assists for 60 points, along with 475 penalty minutes and a plus-19 rating in 287 regular season games. The Fagerstad, Sweden native has also represented Sweden in several international competitions, including in the 1998 Winter Olympic Games in Nagano, Japan, and with the silver medal-winning team in the 1990 IIHF World Championships.

Samuelsson and his wife, Jeanette, have three sons, Philip, Henrik and Adam, and daughter, Victoria.

DARRYL WILLIAMS

Assistant Coach | Darryl Williams begins his first season with the Rangers coaching staff after being named Assistant Coach on August 5, 2014. He joins the Rangers' bench after spending the last six seasons as an Assistant Coach with the Vancouver Canucks. Vancouver reached the playoffs in five of the six years when Williams was a member of the coaching staff, won two Presidents' Trophies, and advanced to the Stanley Cup Final in 2010-11.

Prior to joining the Canucks, Williams was the Associate Coach, Video Coordinator, and Strength and Conditioning Coach for the St. John's Fog Devils of the Quebec Major Junior Hockey League (QMJHL) from 2005-06 – 2007-08. The Fog Devils reached the playoffs in each of Williams' three seasons with the team.

Williams has held numerous coaching roles in his career. He served as an assistant coach with the Cincinnati Mighty Ducks of the American Hockey League (AHL) and as a head coach with the Kansas City Outlaws of the United Hockey League (UHL).

Before joining the coaching ranks, Williams played 11 seasons of professional hockey. He skated in two games with the Los Angeles Kings during the 1992-93 season, making his NHL debut on March 2, 1993 vs. Calgary. Williams registered 126 goals and 157 assists for 283 points in 676 career games in the AHL and the International Hockey League (IHL).

Williams and his wife, Nancy, have a son, Ben, and a daughter, Sophia.

BENOIT ALLAIRE

Assistant Coach & Goaltending Coach | Benoit Allaire enters his 11th season with the Rangers coaching staff after being named Assistant Coach and Goaltending Coach on July 15, 2004. Under the direction of Allaire, Rangers' standout Henrik Lundqvist has achieved considerable success, becoming the Rangers' all-time leader in wins and shutouts. Lundqvist also became the first goalie in NHL history to record 30 or more wins in each of his first seven seasons and won the Vezina Trophy as the league's top goaltender in 2011-12. In 2005-06, with Allaire, Lundqvist enjoyed a breakout rookie season and was among the league leaders in several categories for goaltenders en route to being selected to the NHL's All-Rookie Team. Under Allaire's guidance, Lundqvist established a career-high in 2010-11 with a league-leading, 11 shutouts. In 2011-12, Lundqvist recorded career-highs in wins (39), GAA (1.97), and save percentage (.930).

Prior to joining the Rangers organization, Allaire spent seven seasons as the goaltending coach for the Phoenix Coyotes. He also served as the goaltending instructor for the Montreal Canadiens for one season in 1997. Allaire was the first to implement the hybrid style of goaltending, a combination of stand-up and butterfly, relying on quickness and reaction to the puck, while utilizing butterfly technique in certain situations. Under the direction of Allaire, the Coyotes goaltenders enjoyed tremendous improvement and success. Before joining the Coyotes organization in 1999, Sean Burke appeared in 536 NHL matches and posted a 3.21 goals against average and .895 save percentage and 19 shutouts. While with Allaire, Burke's play improved enormously, appearing in 211 matches with Phoenix and recording a 2.39 goals against average, a .919 save percentage and 15 shutouts. He was also nominated for both the Vezina and Lester B. Pearson trophies following the 2001-02 season and appeared in the NHL All-Star Game twice (2001, 2002). Additionally, Coyotes goaltender Brian Boucher established a new modern NHL record shutout streak from December 22, 2003 to January 11, 2004, going 332:01 without allowing a goal and recording five shutouts.

Stanley Cup winning goaltender Nikolai Khabibulin also posted significantly improved statistics under the tutelage of Allaire. Prior to Allaire joining Phoenix, Khabibulin posted a 3.02 goals against average and a .906 save percentage with nine shutouts (1994-95 - 1996-97). Over his two seasons with Allaire (1997-98, 1998-99), Khabibulin twice participated in the NHL All-Star Game and shaved more than half a goal off his goals against average. In 133 games under Allaire, he registered a 2.45 goals against average, and a .911 save percentage and 12 shutouts.

A native of St. Janvier, Quebec, Allaire served as a goaltending instructor for six seasons (1989-95) in the Quebec Major Junior Hockey League (QMJHL) with three different teams: Laval, Verdun and Granby. During his stay in the QMJHL, the goaltenders under Allaire's supervision won two President's Cups (QMJHL's championship) and played in two Memorial Cup Tournaments (Canadian Hockey League championship). Over the course of his career, Allaire has helped develop some of the game's best goaltenders including Jose Theodore, Jean-Sebastien Giguere, Mathieu Garon, Tomas Vokoun and Jonathan Bernier.

Allaire and his wife, Lyne Chalut, live in New York City.

JERRY DINEEN

Video Coach | Jerry Dineen begins his 21st season with the New York Rangers. In his role as Video Coach, Dineen assists the coaching staff with analysis of game video and pre-scouting film. He also provides video for the coaches during game intermissions detailing both Rangers and opponents' tactics to either exploit offensively or make corrections defensively. In addition, Dineen prepares pre-game and post-game meetings in coordination with the other coaches.

Under his guidance, the Rangers now utilize advancements in technology to record and archive all NHL games to track other players and teams for management. He also creates highlight and specialty video for the coaching staff and players.

In addition to his responsibilities with the team, Dineen also assisted the Rangers' American Hockey League affiliate in the year 2000 to help them capture a Calder Cup Championship.

Prior to coming to New York , Dineen skated in 86 career East Coast Hockey League games in two seasons with the Winston–Salem Thunderbirds and Raleigh Ice Caps, registering 14 goals and 23 assists for 37 points along with 105 penalty minutes. The Seattle, Washington native also played four years of college hockey at SUNY Plattsburgh of the ECAC-W before turning pro. He captured the Division III NCAA Championship with the Cardinals during his freshman year, and reached the NCAA finals once again during his senior year.

Dineen comes from a rich hockey background. His father played in the NHL for the Detroit Red Wings and worked in various roles in professional hockey before retiring as a scout with the St. Louis Blues. His brother, Kevin, is an assistant coach with the Chicago Blackhawks, and led Team Canada's women team to a gold medal at the 2014 Winter Olympics in Sochi, Russia. Three of Dineen's brothers, Shawn, Peter and Gordon, are also employed in professional hockey.

Dineen resides in Somers, NY with his wife, Sandy, three daughters Ashley, Haley and Megan, and son Daniel.

JIM SULLIVAN

Director of Player Development/Analytics & Hockey Technology | Jim Sullivan begins his first season as Director of Player Development/Analytics & Hockey Technology. In his role, Sullivan is responsible for all aspects of player development for the Rangers, and their AHL affiliate, the Hartford Wolf Pack. He works directly with general manager Glen Sather and assistant general managers Jim Schoenfeld and Jeff Gorton to provide reporting and analysis of player progress, skill building plans, and improvement metrics.

Under Sullivan's guidance, the Rangers are expanding their use of analytics. The team will now utilize a software platform to import tracking data, statistics, and salary information in order to assist in player valuation and analysis.

Sullivan originally joined the Rangers organization in 2009 as a video analyst, and was promoted to Director of Hockey Technology after two seasons. He will retain his role as Director of Hockey Technology, and continue to research and implement solutions in accordance with the Rangers' organizational strategy.

Sullivan resides in Westchester, New York with his wife, Melissa.

GORDIE CLARK

Director, Player Personnel | Enters his 13th season with the Rangers and his eighth as Director, Player Personnel, after being promoted to the post on July 23, 2007 ... In his role, Clark oversees all facets of both the team's professional and amateur scouting operations, including overseeing the amateur draft ... He was instrumental in selecting current Rangers Marc Staal, Derek Stepan, and Chris Kreider, as well as top prospects J.T. Miller, and Dylan McIlrath, and Brady Skjei ... Before joining the Rangers, Clark spent the previous six seasons with the New York Islanders, most recently as Assistant General Manager and Director of Player Personnel ... With the Islanders, he was responsible for overseeing the NHL Draft process, selecting current NHLer's Roberto Luongo, and Raffi Torres, among others ... Prior to his stay on Long Island, he spent four seasons with the scouting department of the Boston Bruins, serving as director of scouting in his final two seasons ... Served as an assistant coach in Boston from 1989 to 1992 before joining the team's scouting department ... As a player, he was drafted by the Bruins in 1972 and played professional hockey for nine years in the American Hockey League (AHL) ... Also played college hockey at the University of New Hampshire, becoming the first two-time All-American in school history ... Is a member of the UNH Hall of Fame, and was rated in the top 50 ECAC players for the ECAC's 50th Anniversary ... Gordie and his wife, Carol, have two children: daughter, Ashley, married to Sean, son, Brendon, grandson, Corson Quinn, and granddaughter, Kennedy Quinn.

MIKE BARNETT

Senior Advisor to the President & General Manager | Begins his fifth full season with the Rangers, and his fourth season Senior Advisor to the President and General Manager after serving that role from 2008-09 to 2010-11 ... In his role, Barnett works closely with Glen Sather on player transactions and player personnel ... He served as an Amateur Scout in 2013-14, where he was responsible for scouting amateur players and free agents in North America ... Before joining the Rangers, he spent six seasons as the General Manager, Senior Executive Vice President and Alternate Governor for the Phoenix Coyotes ... Prior to his stay in Phoenix, Mike Served as President of International Management Group's (IMG) hockey division for 12 years, compiling a player list that included several high-profile players such as Wayne Gretzky, Brett Hull, Paul Coffey, Jaromir Jagr, Joe Thornton, Mats Sundin, and Sergei Fedorov ... Played two seasons of professional hockey with the Chicago Cougars and Houston Aeros organizations of the World Hockey Association (WHA) from 1973 74 to 1974-75, following his junior hockey and collegiate careers ... Recognized for his creativity and resourcefulness in hockey, The Sporting News named Barnett to its annual list of the "Top 100 Most Powerful People in Sports" on seven occasions, The Hockey News has ranked him every year in their "People of Power and Influence" issue, and Inside Hockey Magazine named Barnett as one of the "12 Men of Power and Influence in the NHL" ... Internationally, Barnett was named to Team Canada's management team for the 2006 World Hockey Championship in Riga, Latvia ... A St. Lawrence University and University of Calgary graduate, Mike has two sons, Jesse and J.T., and three daughters, Joey, Janie, and Jenna.

KEVIN MAXWELL

Director of Professional Scouting | Enters his seventh season with the Rangers and fourth as Director of Professional Scouting ... Maxwell served as a professional scout in the three seasons prior ... In his expanded role, he oversees the club's professional scouting operations ... Maxwell joined the Rangers after serving as a professional scout with the Dallas Stars in 2007-08, where he focused on both North America and Europe ... Prior to joining Dallas, he spent 10 seasons with the New York Islanders organization, serving as the Islanders Director of Professional Scouting during the final two years of his tenure after serving as a professional scout for the previous eight years ... Maxwell also served as Director of Player Personnel with the Hartford Whalers during the 1994-95 season ... A veteran of four NHL seasons with the Minnesota North Stars, Colorado Rockies and New Jersey Devils, Maxwell registered six goals and 15 assists for 21 points, along with 61 penalty minutes in 66 games ... The Edmonton, Alberta native was originally drafted by the Minnesota North Stars in the third round, 63rd overall, in the 1979 NHL Entry Draft ... Internationally, Maxwell represented Canada in the 1980 Winter Olympic Games at Lake Placid, New York ... Maxwell and his wife, Jennifer, have four children: daughter, Kendal, and sons, Tyler, Jackson and Chase.

DOUG RISEBROUGH

Hockey Consultant | Enters his sixth season with the Rangers after being named Hockey Consultant on October 1, 2009 ... In his role, Risebrough works closely with President and General Manager, Glen Sather, on player transactions and personnel decisions ... Risebrough also served as Assistant General Manager for Team Canada at the 2010 World Championship in Germany ... Prior to joining the Rangers, he spent 10 seasons with the Minnesota Wild, the last seven of which were as President of Minnesota Sports and Entertainment (MSE) ... Was the Wild's first Executive Vice President and General Manager, residing in that position for three seasons before ascending to the role of President ... During his tenure with the Wild, he was responsible for all business aspects of MSE, including the Houston Aeros of the American Hockey League, the Wild's minor league affiliate ... He was also responsible for overseeing the hockey operations department and making decisions relating to player transactions, player personnel, coaching staff, scouting department, and minor league personnel ... Prior to his stay in Minnesota, Doug served as the Vice President of Hockey Operations for the Edmonton Oilers from 1996 to 1999 ... After retiring as a player, Risebrough served two seasons as an assistant coach with the Calgary Flames, helping guide Calgary to two consecutive Presidents' Trophies (1987-88 and 1988-89) and the 1989 Stanley Cup championship, his fifth Stanley Cup championship as a player or coach ... Risebrough was named Calgary's Assistant General Manager before the 1989-90 season, and ascended to Head Coach the following season ... Was named the second General Manager in Flames' history following the 1990-91 season ... Served as the General Manager and Head Coach of the Calgary Flames for part of the 1991-92 season, before relinquishing his head coaching duties and continuing as General Manager ... As a player, was the first pick of the Montreal Canadiens in the 1974 NHL Amateur Draft ... Helped lead the Canadiens to four consecutive Stanley Cups from 1976-1979 ... In 740 career games, Risebrough tallied 185 goals and 471 points ... He and his wife, Marilyn, have two daughters, Lindsay and Allison, and reside in Edina, Minnesota.

JOHN ROSASCO

Senior Vice President, Public Relations and Player Recruitment | Enters his 27th season with the Rangers and second as Senior Vice President, Public Relations and Player Recruitment, after being promoted to the post on September 23, 2013 ... In his role, Rosasco is responsible for all aspects of the communications activities of the organization, as well as for the oversight and implementation of all aspects of the team's player recruitment efforts ... Serves as team spokesperson and oversees all media relations functions for the team, including important team announcements, traditional team coverage, team publications and photography, and proactive public relations initiatives to non-traditional media outlets ... Oversees the development and execution of public relations strategies that elevate the Rangers brand both locally and nationally, heighten player awareness and visibility, and support marketing and community relations initiatives ... Rosasco is also responsible for all aspects of the team's NHL player recruitment process, including assisting in the research and evaluation of prospective free agents for the hockey operations staff and team management ... Helps develop and manage all communications materials to be used during the recruitment process and serves as senior team representative during free agent visits, overseeing tours of Madison Square Garden, MSG Training Center, and New York City ... Over his tenure with the Rangers, which began in 1987, Rosasco has served a number of roles in the public relations department, including as a Statistician, Public Relations Manager, and Assistant Director of Public Relations ... Has overseen the team's public relations department since being named Public Relations Director in 1996, and was promoted to Vice President in 1998 ... His role was expanded in 2007 to include all aspects of the team's player recruitment efforts after being named Vice President, Public Relations and Player Recruitment ... Was the Guest of Honor at The John Vanbiesbrouck Pro-Am to benefit the Alan T Brown Foundation in August of 2014.

ALEX CASE
Manager,
MSG Training Center
Operations

KATIE CONDON
Manager,
Hockey Administration

LINDSAY GANGHAMER
Manager, Public Relations

CAROLINE GIGLIO
Manager,
Sports Team Operations

DANIEL HELBIG
Assistant Athletic Trainer

STEVEN KAMINSKI
Manager, Building Operations,
MSG Training Center

RYAN NISSAN
Director, Public Relations

MARK PIAZZA
Senior Vice President, Sports
Team Operations

MICHAEL RAPPAPORT
Coordinator, Public Relations

VICTOR SALJANIN
Manager, Scouting

BARBARA STEPPE
Executive Administrative
Assistant

MIGUEL VAZQUEZ
Director of Operations,
MSG Training Center

ADAM VIRGILE
Assistant Strength
and Conditioning Coach

JASON VOGEL
Vice President,
Sports Team Operations

BRIAN WENDTH
Administrator,
Sports Team Operations

SCOUTING STAFF

ANDERS HEDBERG

Head Professional Scout-Europe | Begins his eighth season with the Rangers after returning to the organization on August 16, 2007 ... Responsible for covering European territories ... Joins the team after working with the Ottawa Senators for five seasons ... Served as Ottawa's Director of Player Personnel from 2002 to 2006 and spent the 2006-07 season as the team's North American and European Hockey Coordinator ... Prior to joining the Senators, served as General Manager of the Swedish National Hockey Program from 2000-2002, including Team Sweden at the 2002 Winter Olympics in Salt Lake City, Utah ... Before accepting the position with Swedish National Program, assumed the role of Assistant General Manager and Director of Player Development for the Toronto Maple Leafs for three seasons and was the Leafs' Chief European Scout from 1991 to 1997 ... Also managed Stockholm's A.I.K. hockey team after serving as an assistant to the Rangers General Manager Craig Patrick for the 1985-86 season ... Became the first European to ever serve in a top management position in the NHL ... As a player, collected 236 goals and 222 assists for 458 points in 286 career games with the Winnipeg Jets of the World Hockey Association from 1974 to 1978 ... Was the WHA's rookie of the year in 1975 and led the league with 70 goals in 1976-77 ... Appeared in 465 career games over seven NHL seasons with the Rangers from 1978 to 1985, registering 172 goals and 225 assists for 397 points ... The two time NHL All-Star is the highest-scoring European player in Rangers history with 397 career points and currently ranks ninth on the Rangers' all-time playoff scoring list with 46 points in 58 career postseason games.

JAN GAJDOSIK

European Scout | Begins his 15th season as a full-time European scout with the Rangers after spending seven seasons as a part-time scout ... Responsible for covering Sweden, Finland, Russia, Czech Republic and Slovakia territories ... Native of Trencin, Slovakia began his scouting career in 1993 ... A former goaltender, Gajdosik was forced to retire from hockey at the age of 16 because of an injury ... Makes his home in Trencin, a hockey town which has produced such top-flight NHL players as Zdeno Chara, Marian Gaborik, Zigmund Palffy, Pavol Demitra, and Marian Hossa ... Married: wife, Beata; sons: Martin and Stefan; daughter, Maria Ines.

OTO HASCAK

European Scout | Begins his fifth season as a European scout with the Rangers after spending four seasons as a professional scout with the Los Angeles Kings ... Responsible for covering European amateurs as well as professional Czech Republic and Slovakian territories ... Prior to his tenure in Los Angeles, Hascak spent three years as an amateur scout with the Boston Bruins, and was instrumental in bringing in top young players David Krejci and Vladimir Sobotka ... Born in Martin, Slovakia, Hascak served 12 seasons with Dukla Trencin, beginning as player (1983-1990) and team captain, and later as General Manager (1999-2002) ... Produced top-flight NHL players including Marian Gaborik as well as Zdeno Chara, Marian Hossa, Marcel Hossa and Pavol Demitra ... As a player, Hascak appeared in 140 games for the Czechoslovakian national team and 90 games for Team Slovakia ... Is a three-time Olympian, having represented Czechoslovakia in 1988 and his native Slovakia in the 1994 and 1998 Winter Olympic Games ... Married: wife, Jana; daughter, Nicola; son, Marek.

ANDERS KALLUR

European Scout | Begins his second season as an amateur scout with the Rangers ... Responsible for scouting amateur players in Sweden, as well as covering various tournaments ... Joins the team after spending the previous two seasons as a scout with the New York Islanders ... Is a four-time Stanley Cup Champion as a player with the New York Islanders (1979-80, 1980-81, 1981-82, 1982-83) ... Was the first European-born player to win the Stanley Cup (1979-80), along with teammate Stefan Persson ... Appeared in 383 career NHL games over six seasons with the Islanders from 1979-80 to 1984-85, registering 101 goals and 110 assists for 211 points, along with 149 penalty minutes ... Prior to joining the Islanders, skated for four seasons in the Swedish Hockey League (SHL) with Modo Hockey, Sodertalje SK, and Djurgardens IF Stockholm ... Captured the Guldpucken as the SEL's best player following the 1978-79 season ... Married: wife, Lisa; daughters, Jenny and Susanna; son, Martin.

VLADIMIR LUTCHENKO

European Scout | Begins his 11th season with the Rangers as an amateur scout ... Responsible for scouting the Russian leagues ... Played 15 years (1966-1981) with the USSR League ... Is an 11-time Champion with CSKA, becoming one of the finest defenseman in Soviet Hockey history ... Captured two Olympic gold medals (1972, 1976) ... Skated in the Super Series USSR vs. Canada in 1972 and 1974 ... Was a member of the USSR Squad that won the 1976 Canada Cup ... Eight-time winner at the World Championships ... Married: wife, Natella; daughters, Ekaterina and Olga.

LARRY BERNARD

Amateur Scout | Begins his seventh season with the Rangers as an amateur scout after spending five seasons with the Tampa Bay Lightning organization ... Primarily responsible for scouting amateur talent in the United States ... Prior to joining the Rangers, served as an amateur scout with Tampa Bay beginning in 2003 ... Native of Prince George, British Columbia, Bernard was selected by the Rangers in the eighth round, 154th overall, of the 1985 NHL Entry Draft ... The former left winger appeared in 69 games in the AHL over two seasons with the Moncton Hawks, registering 14 goals and 18 assists for 32 points, along with 95 penalty minutes ... Also appeared in 21 ECHL games with the Knoxville Cherokees, recording 12 goals and 17 assists for 29 points, along with 41 penalty minutes ... Following his playing career, served five seasons as an assistant coach with the Surrey Eagles of the BCJHL, as well as with Prince George and Prince Albert of the WHL and Sarnia of the OHL ... Married: wife, Tami; daughter, Taylor; son, Kyle.

RICH BROWN

Amateur Scout | Begins his 14th season as a full-time scout with the Rangers ... Responsible for scouting the Ontario Hockey League, along with other North American junior leagues and Europe ... Prior to joining the Rangers, Brown served as the Associate General Manager/Head Coach of the Sarnia Sting of the Ontario Hockey League (OHL) for two seasons ... Spent three seasons as an Assistant Coach with the St. John's Maple Leafs of the American Hockey League (AHL) from 1996-1999 ... Also served as an Assistant Coach for Canada's National Under-18 Team, which captured the gold medal at the 2000 Four Nations Cup ... Married: wife, Kandie-Rae; daughter, Emma; sons, Ryan and Owen.

BRENDON CLARK

Amateur Scout | Begins his fifth season with the Rangers as an amateur scout ... Responsible for scouting junior, college, prep and high schools in New England area ... Prior to joining the Rangers, spent three years coaching top midget level hockey with the East Coast Selects Program ... Native of Reading, Massachusetts, Clark skated four seasons with Merrimack College of Hockey East ... Following college, Clark played one season in the United Hockey League (UHL).

DANIEL DORE

Amateur Scout | Begins his eighth season with the Rangers as an amateur scout after spending 11 seasons with the Boston Bruins organization ... Primarily responsible for scouting amateur talent in the North American and European territories ... Native of Ferme-Neuve, Quebec, Daniel was a first round selection, fifth overall, in the 1988 NHL Entry Draft by the Quebec Nordiques ... The former right winger played 17 games in the NHL over two seasons with the Nordiques, collecting two goals and three assists, along with 59 penalty minutes ... Also appeared in 144 games for the Halifax Citadels and Hershey Bears of the American Hockey League (AHL), registering 23 goals and 21 assists, along with 376 penalty minutes ... Married: wife, Teresa Tomas; daughter, Claudia; son, Paul.

SCOUTING STAFF

ERNIE GARE

Amateur Scout | Begins his 15th season with the Rangers as an amateur scout after spending three years with the Boston Bruins organization ... Primarily scouts amateur talent in the Western regions of Canada and the United States ... Prior to his tenure in Boston, Gare spent five years with the Toronto Maple Leafs scouting staff ... Native of Nelson, British Columbia, Gare began his coaching career as head coach of the Spokane Chiefs of the Western Hockey League (WHL) in 1985-86 and continued his coaching career with the Vernon Lakers of the British Columbia Hockey League, capturing league titles in 1987 and 1988 and reaching the National Jr. A finals in 1989 ... His brother, Dan, played in the NHL for 13 seasons with Buffalo, Detroit, and Edmonton, and the Sabres retired his number 18 jersey in 2005 ... Married; wife, Debi; sons, Skyler, Lanny, Grady and Leath.

PETER STEPHAN

Amateur Scout | Begins his 13th full season with the Rangers and fourth as an amateur scout ... Responsible for scouting the Ontario Hockey League (OHL), along with other North American junior leagues ... Previously served six seasons as a professional scout with the Rangers after spending three seasons as Vice President of Hockey Administration and Scouting ... Began his tenure in New York as an amateur scout for the organization in 2001-02 ... Prior to joining the Rangers, spent three years with the Edmonton Oilers as Director of Hockey Administration/ Legal Counsel from 1998-2000, handling all legal matters relating to the hockey club, including player contracts, Collective Bargaining Agreement issues, arbitration hearings and general operational contracts ... Married: wife, Debbie; son, Kyle; daughters, Kendall and Kara.

TOM THOMPSON

Amateur Scout | Begins his fifth season as an Amateur Scout with the Rangers ... Principal areas of responsibility are Western Canada and the Northwest United States ... Joined the Rangers after spending 11 years (1999-2010) with the Minnesota Wild, where he served as Chief Scout for three years and then Assistant General Manager for eight years (2002-2010) ... Was responsible for overseeing all aspects of Minnesota's scouting department and played a large role in the organization's preparation and selections at the NHL Entry Draft ... Thompson was instrumental in selecting Marian Gaborik, Derek Boogaard, Mikko Koivu, Brent Burns, Pierre-Marc Bouchard, Cal Clutterbuck and Nick Leddy ... A 28-year NHL scouting veteran, Thompson joined the Wild after spending two years (1997-99) as a Scout with the Edmonton Oilers and 12 years (1985-97) with the Calgary Flames, where he served as a Scout for nine years and then Director of Amateur Scouting for three years (1994-97) ... The Winnipeg, Manitoba native obtained a Master's degree in History and a Law degree from the University of Manitoba and practiced as a litigation lawyer from 1976 to 1995 ... Currently resides in Eagan, Minnesota with his wife Linda and their two sons, Paul and Eric.

RICK KEHOE

Professional Scout | Begins his ninth season as a professional scout with the Rangers ... Joined the Rangers after spending the previous 32 years with the Pittsburgh Penguins' organization as a player, assistant coach, head coach and professional scout ... In his two seasons as head coach for the Pittsburgh Penguins (2001-02 – 2002-03), Kehoe compiled a 55-81-14-10 record ... Was an assistant coach for the Penguins on their 1991 and 1992 Stanley Cup Champion teams ... A veteran of 14 NHL seasons, Kehoe appeared in 906 games with the Toronto Maple Leafs and Penguins, registering 371 goals and 396 assists for 767 points ... Won the Lady Byng Trophy for sportsmanship in 1981 and was selected to play in the NHL All-Star Game in 1981 and 1983 before retiring in 1985 ... Native of Windsor, Ontario, Kehoe is a charter member of the Penguins Hall of Fame, a member of the Western Pennsylvania Sports Hall of Fame and a member of the Windsor/Essex County Sports Hall of Fame ... Married: wife, Peg; daughter, Karrie.

GILLES LEGER

Professional Scout | Begins his 15th season as a professional scout with the Rangers ... Responsible for covering select teams in the NHL and minor leagues in the United States and Canada ... Joined the Rangers staff after serving three years as a professional scout to the Edmonton Oilers, as well as president of Gilles Leger Consultants, Inc., a private sports consulting organization ... Played an integral role in Edmonton trades to acquire players such as Bill Guerin, Roman Hamrlik and Janne Niinimaa ... Held various positions within the Quebec Nordiques organization from 1981 to 1995 ... In addition to his extensive NHL experience, Gilles held various management positions with the WHA's Birmingham Bulls and Toronto Toros ... Married: wife, Bess; daughter, Kim; son, Michael.

JUSTIN SATHER

Professional Scout | Begins his fourth season with the Rangers as a professional scout ... Responsible for covering select teams in the NHL and minor leagues in the United States and Canada ... Resides in Calgary, Alberta.

TRAINING STAFF

JIM RAMSAY

Head Athletic Trainer | Begins his 21st season as the team's Head Athletic Trainer ... Spent five seasons with the Winnipeg Jets prior to joining the Rangers ... Served as the Head Athletic Trainer for the gold medal-winning Team Canada at the 2014 Winter Olympics in Sochi, Russia, the 2010 Winter Olympics in Vancouver, British Columbia, and the 2002 Winter Olympics in Salt Lake City, Utah, as well as the 2006 Winter Olympics in Torino, Italy ... Was the Athletic Trainer for the Canadian Team that won the 2004 World Cup ... Was a part of the training staff for the Canadian team that won silver at the 2005 World Championship in Austria and served as part of the training staff for the Western Conference team at the 1994 NHL All-Star Game held at Madison Square Garden ... Graduated with honors in Athletic Therapy from the University of Manitoba, and earned his Master's of Science from California University of Pennsylvania ... Married: wife, Anita; sons, Mason, Chase; daughter, Sloane.

REG GRANT

Strength and Conditioning Coach | Begins his 13th season with the Rangers as Strength and Conditioning Coach ... Responsible for the off-ice conditioning of the hockey club, coordinating his efforts with medical trainer Jim Ramsay ... Joined New York after being the Head Strength and Conditioning Coach and Assistant Athletic Therapist at Concordia University in Montreal ... Has been a member of the Certification Committee for the Canadian Athletic Therapists Association since 1998 ... A member of National Strength and Conditioning Association ... Co-developed The Hockey Conference in 1999 and 2000, a three-day conference on specific conditioning for hockey with delegates from the United States, Canada and Europe ... Married: wife, Natalie; daughters, Ellison, Ava and McKenna.

BILLY SOUTHARD

Assistant Equipment Manager | Begins his first season as the team's Assistant Equipment Manager ... Assists Head Equipment Manager Acacio Marques with the handling of all team equipment matters ... Prior to starting his current role, served as the Rangers Special Assistant to the Equipment Manager for 12 years ... Worked with the New York Police Department as a detective in Bronx Narcotics before joining the Rangers ... Played and coached for the NYPD Hockey Team for 28 years ... Married: wife, Eileen; daughters, Allie, Emma.

BRUCE LIFRIERI

Massage Therapist/Assistant Trainer | Begins his 22nd season as a full-time member of the Rangers training staff ... Worked with the club on a part-time basis from 1986-87 to 1992-93 ... Served as Massage Therapist for the United States Men's silver medal-winning Olympic Team at the 2010 Winter Olympic Games in Vancouver ... Worked the 1994 NHL All-Star Game at Madison Square Garden ... Served as Massage Therapist for Team USA at the 2004 World Championships and 2006 Winter Olympics in Torino, Italy ... Attended Westchester Community College, Pace University and the Dr. Victor Scherer Academy of Physiotherapy ... A lifelong resident of Westchester County and spends the summer months in Montauk.

ACACIO MARQUES

Equipment Manager | Begins his 15th season as Equipment Manager after spending the previous four as an assistant equipment manager for the Rangers ... Oversees all equipment ordering, inventory and repair issues along with general operational matters at the Rangers practice facility ... Joined the team in 1997 after assisting the club on a part-time basis since 1993 ... Native of New York, Marques received a Bachelors degree of Business Administration from Iona College in 1990 ... Prior to working with the Rangers, Marques operated a pro shop in Rye, NY ... Hobbies include boating and golf ... Resides in Harrison, NY ... Married: wife, Vera; son, Nicholas; daughter, Natalie.

DANIEL HEDIN

Strength and Conditioning Consultant | Begins his 15th season as the Rangers Strength and Conditioning Consultant – Europe ... Works closely with Rangers Strength and Conditioning Coach Reg Grant to develop comprehensive training methods and regimens for all New York Rangers players ... Specifically focuses on monitoring the progress and work habits of Rangers prospects playing in Europe ... Joined the Rangers after working as a personal trainer for eight years ... Licensed Personal Trainer working in Sweden and Monaco ... Certified by the Scandinavian Academy of Fitness Education ... Developed the personal training manual for S.A.T.S. in Stockholm, Sweden ... Strength and Conditioning trainer for ATP Tennis players in Monaco ... Single.

MEDICAL STAFF

DR. LISA CALLAHAN

Chief Medical Officer and Senior Vice President of Player Care | Begins her first season with the Rangers as the Chief Medical Officer and Senior Vice President of Player Care, MSG Sports after being promoted to the post in July 2014 ... Oversees the medical staffs of the Rangers and the team's AHL affiliate, the Hartford Wolf Pack, as well as the NBA's New York Knicks and the NBA Development League's Westchester Knicks ... Had been named one of the city's Best Doctors in New York magazine's annual Best Doctors issue ... Has also appeared on Castle Connelly's list of the Best Sports Doctors in the metropolitan area and Who's Who in American Medicine ... Named NBA Team Physician of the Year in Spring of 2014 ... Founding director of the Primary Care Sports Medicine Fellowship Program at the Hospital for Special Surgery ... Has previously served as a team physician for the NFL's New York Giants, the WUSA's New York Power, and at Stanford University and San Jose State University ... Also serves as associate professor of clinical medicine at the Weill Medical College of Cornell University ... Has completed two terms on the board of directors of the American Medical Society for Sports Medicine ... Married: husband, Mark.

DR. BRYAN KELLY

Head Team Physician | Begins his first season with the Rangers as Head Team Physician ... Has a faculty appointment at Weill Cornell Medical College and a medical staff appointment at Hospital for Special Surgery ... Has served as the Associate Team Physician for the New York Giants for the last 11 years ... Received his medical degree from Duke University Medical School ... Completed a two-year fellowship at Hospital for Special Surgery, specializing in Sports Medicine and Shoulder Surgery, as well as a fellowship in Hip Sports Injuries and Arthroscopy at the University of Pittsburgh Medical Center, Center for Sports Medicine ... Has received numerous awards, including the Excellence in Research Award from the American Orthopaedic Society for Sports Medicine in 2011 ... Married: wife, Lois; sons, Conor, Jack, and Bryan; daughter, Emma.

DR. KENTON FIBEL

Team Physician and Orthopedic Surgeon | Begins his first season with the Rangers as Team Physician and Orthopedic Surgeon ... Serves as an Assistant Attending Physician at Hospital for Special Surgery ... Also is a faculty member of the Weill Cornell Medical College ... Has served as an assistant team physician for several teams, including the New York Giants, New York Mets, and St. John's Athletics ... Also has served as an event physician for the New York City Marathon and Lake Placid Ironman ... Earned his medical degree from the University of California, San Diego. Engaged: Fiancée, Cindy.

DR. RONALD WEISSMAN

Medical Consultant | Begins his 31st season with the Rangers ... Affiliated with White Plains Hospital and Columbia Presbyterian ... A member of the American College of Cardiology and is Board Certified in Internal Medicine and Cardiology ... Attended Trinity College in Hartford, Connecticut and received his medical degree from New York Medical College in 1977 ... A member of the American College of Physicians, Medical Society of the State of New York and the Westchester County Medical Society ... Married: wife, Wendy: sons, Matthew and Seth.

DR. DONALD SALOMON

Team Dentist | Begins his 30th season as the Team Dentist with the Rangers ... Earned a Doctorate in Medical Dentistry from the University of Pennsylvania ... Completed post-graduate studies at the Pankey Institute and at the Institute of Advanced Dental Studies ... Has given a range of lectures on cosmetic dentistry ... Serves as President of the Academy of Sports Team Dentists ... A member of the American Dental Association, Ninth District Dental Society and Scarsdale Dental Society ... Married: wife, Fran; daughters, Taylor and Morgan.

DR. JOSEPH V. ESPOSITO

Assistant Team Dentist | Begins his 13th season with the Rangers as Assistant Team Dentist ... Earned a Doctorate of Dental Surgery from New York University College of Dentistry ... Completed post-graduate studies with The Seattle Institute for Advanced Dental Education ... Currently serves as President of the Scarsdale Dental Society ... A member of the Academy of Sports Team Dentists, American Dental Association, Ninth District Dental Society, Academy of Cosmetic Dentistry, and the Academy of General Dentistry ... Lives in Garden City, New York ... Married: wife, Jeannie; son, Joseph; daughter, Kate.

ROD GILBERT

Director, Special Projects and Community Relations Representative | Now in his 26th season with the Rangers, currently serving as the Director, Special Projects and Community Relations Representative. Gilbert rejoined the club on August 1, 1989 to administer the growth and development of the NY Rangers Alumni Association, as well as assist in many areas of community and sponsor relations. He also serves as a goodwill ambassador for Madison Square Garden, and lends his support to the Garden of Dreams Foundation through appearances, media interviews and visiting with children from Garden of Dreams' charity partners during special games at the Garden.

An integral part of the New York Sports scene for years, Gilbert has made countless appearances on behalf of the team in order to help raise funds and generate awareness for various charitable groups throughout the Tri-State area.

Born on July 1, 1941, Gilbert won the hearts of New York fans while becoming a NHL legend during his 16-year career, all as a Ranger, from 1960-61 to 1977-78. During his career, Gilbert set or equaled 20 team scoring records, and at the time of his retirement in 1977, was second only to Gordie Howe in total points scored by a right winger in NHL history. He was inducted into the Hockey Hall of Fame in 1982.

The Montreal, Quebec native finished his NHL career with 406 goals and 615 assists for 1,021 points in 1,065 NHL games, along with 34 goals and 33 assists in 79 playoff matches. He ranks first on the Rangers' all-time goals and points lists, and is the only Blueshirt to tally at least 400 career goals or at least 1,000 career points.

Playing with Jean Ratelle and Vic Hadfield on the 'GAG Line' (goal-a-game) in 1971-72, Gilbert established career-highs with 43 goals and 97 points and earned First Team All-Star honors. Over the course of his career, he appeared in eight NHL All-Star Games, and was voted a Second Team All-Star in 1967-68.

In 1976, Gilbert was awarded the Masterton Trophy, which is awarded annually to the player "who best exemplifies the qualities of perseverance, sportsmanship and dedication to hockey." The award was a fitting tribute to the courage and spirit of Gilbert, recognizing the hard work and determination that helped him overcome major back surgery early in his career, including two follow-up spinal fusion operations, to establish himself as one of hockey's all-time greats.

In September 2007, the National Hockey League Alumni Association honored Rod Gilbert with the 2007 Man of the Year Award.

Gilbert is immortalized in New York hockey history, as his #7 was raised to the Garden rafters on October 14, 1979. He and his wife, Judy, reside in Manhattan and serve on the board of the Ronald McDonald House.

ADAM GRAVES

Hockey And Business Operations | Returned to the Rangers organization on July 19, 2005 in a dual role that uses his myriad of abilities in both the on-ice and off-ice areas of the organization. In this capacity, Graves works with the club's hockey personnel to advance the development of key Rangers prospects, while also assisting in the development and execution of the organization's many community outreach programs as well as marketing and sponsorship initiatives.

Graves plays an integral role in strengthening the bond between the team and its fans while developing future Blueshirt loyalists. He is involved in a variety of youth hockey and season subscription events, and is instrumental in supporting the efforts of the Garden of Dreams Foundation through appearances, media interviews and participation in the fulfillment of fundraising auction experiences.

With a keen eye for talent, Graves has become an essential member of the hockey operations department. His ability to lend support and direction, both on and off the ice, has benefited many key prospects within the Rangers system. He is also involved in free agency signings and the NHL Draft with the Rangers as well as the development of players with the Hartford Wolf Pack.

Extremely active in the community throughout his career and after, Graves was recognized by the NHL with its King Clancy Memorial Trophy in 1994, presented annually to the NHL player "who best exemplifies leadership qualities on and off the ice and has made noteworthy humanitarian contributions to his community." In 2000, he was honored with the NHL Players Foundation award, "recognizing the NHL player who applies the core values of hockey - commitment, perseverance and teamwork - to enrich the lives of people in his community." Graves added his name to the Bill Masterton Trophy in 2001, an award given annually by the Professional Hockey Writer's Association (PHWA) to the "NHL player who best exemplifies the qualities of perseverance, sportsmanship and dedication to hockey."

During his 10-year playing career with the Rangers, he worked tirelessly in the greater metropolitan area with various charitable organizations, including Family Dynamics, Toys for Tots, Muscular Dystrophy Association, Dime Hometown Heroes, and Big Brothers/Big Sisters. As a result of his extensive civic efforts, Graves was also recognized with honors from countless organizations and publications, including USA Weekend's "Most Caring Athlete" Award, Sports Illustrated for Kids' "Good Sport" Award and 'The Sporting News' "Good Guy" Award.

As a Ranger, Graves collected 280 goals and 227 assists for 507 points in 772 games. He ranks third on the Rangers' all-time goals list and is 10th on the club's all-time scoring list. He established a Rangers single-season record for most goals scored with 52 during the 1993-94 campaign, breaking Vic Hadfield's 22-year old club record of 50. His record stood for 12 years until Jaromir Jagr scored 54 goals in 2005-06. A two-time Stanley Cup champion, capturing titles with the 1989-90 Edmonton Oilers and the 1993-94 Rangers, Graves represented the Blueshirts at the 1994 NHL All-Star Game and was selected as a NHL Second Team All-Star in 1994.

In addition, Graves received numerous Rangers team awards, including: Most Valuable Player (92-93, 93-94); Player's Player (91-92, 92-93, 94-95, 98-99); Ceil Saidel Memorial Award (94-95, 95-96, 96-97, 97-98, 98-99, 99-00, 00-01); Steven McDonald Award (91-92, 92-93, 93-94, 98-99, 99-00); Good Guy Award (92-93); Frank Boucher Trophy (93-94); and Crumb Bum Award (1993).

A native of Toronto, Ontario, Graves signed with New York as a free agent on September 3, 1991. He was originally drafted by the Detroit Red Wings in the second round, 22nd overall, of the 1986 NHL Entry Draft. Over his 16-year NHL career, the left winger played in 1,152 career games with the Detroit Red Wings, Oilers, Rangers, and San Jose Sharks, registering 329 goals and 287 assists for 616 points.

Graves joined a select group of New York hockey immortals when his #9 was raised to the Garden rafters on February 3, 2009. He and his wife, Violet, have three children: daughters, Madison and Montana, and son, Logan.

RANGERS STAFF

EXECUTIVE MANAGEMENT

MICHAEL GUTH
Executive Vice President,
Marketing,
MSG Sports

EXECUTIVE MANAGEMENT

HOWARD JACOBS
Executive Vice President,
Tickets, Clubs
& Corporate Hospitality

EXECUTIVE MANAGEMENT

JANET DUCH
Senior Vice President,
Marketing
Rangers/Sports Properties

EXECUTIVE MANAGEMENT

JOHN MASTER
Senior Vice President,
Legal & Business Affairs,
Sports Operations

EXECUTIVE MANAGEMENT

MARC SCHOENFELD
Deputy General Counsel
& Senior Vice President,
Legal & Business Affairs,
Team Operations

EXECUTIVE MANAGEMENT

MICHAEL WHITEHEAD
Senior Vice President,
Finance & Controller

PUBLIC RELATIONS

CARMINE TISO
Vice President,
Communications,
MSG Sports

PUBLIC RELATIONS

RYAN WATSON
Director,
Publicity,
Sports Teams



MARKETING

ANTHONY ZUCCONI
Manager, Marketing, Rangers

MARKETING

JOANECY KAGALINGAN
Design Director

MARKETING

TAREK AWAD
Art Director



MARKETING OPERATIONS

JEANIE BAUMGARTNER
Vice President,
Marketing Operations,
MSG Sports



MARKETING OPERATIONS

SHELLY CALEM
Manager,
Marketing Operations,
MSG Sports



MARKETING OPERATIONS

STEPHANIE KWOK
Manager,
Marketing Operations,
MSG Sports

MARKETING OPERATIONS

CHRISTELLE DURAND
Coordinator,
Marketing Operations,
MSG Sports

EVENT PRESENTATION

GREG KWIZAK
Vice President,
Event Presentation

EVENT PRESENTATION

RAY CASTOLDI
Music Director,
MSG Sports

EVENT PRESENTATION

JUSTIN CASSERLY
Manager,
Event Presentation

COMMUNITY RELATIONS

RICK NADEAU
Vice President,
Fan Development
& Community Relations

COMMUNITY RELATIONS

ALEXANDRA SETOODEH
Director,
Fan Development

COMMUNITY RELATIONS

DAVID MARTELLA
Director,
Community Relations

COMMUNITY RELATIONS

MIKE FASULO
Coordinator,
Field Marketing
& Fan Development

MERCHANDISE

SHIRLEY SHORT
Vice President,
Merchandise Sports



MERCHANDISE

PAULA GARCIA
Director,
Merchandise Analytics
& Planning

MERCHANDISE

CIJI DANIELLE ROBINSON
Manager,
Brand Management and Licensing



MERCHANDISE

ALEXIS MICHAELIDES
Manager,
Sr Merchandise Buyer



MERCHANDISE

JUSTIN POIDOMANI
Manager,
Sr Merchandise Buyer

DIGITAL

VICKI SHAPIRO
Vice President,
Digital,
MSG Sports

DIGITAL

BRIAN SCHIAZZA
Director,
Digital – Rangers

DIGITAL

ADAM SKOLLAR
Manager,
Marketing Digital Programming

DIGITAL

JIM CERNY
Manager,
Content Producer – Rangers



DIGITAL

MATT CALAMIA
Digital Specialist – Rangers

PHOTO SERVICES

GEORGE KALINSKY
Official Photographer
of Madison Square Garden

PHOTO SERVICES

REBECCA TAYLOR
Vice President,
MSG Photo Services

PHOTO SERVICES

KEVIN MCMAHON
Manager,
MSG Photo Services

PHOTO SERVICES

CARLY BOYLE
Editor, MSG Photo Services

FINANCE

JEANINE MCGRORY
Vice President,
Finance – Rangers

FINANCE

SCOTT LEVINE
Director, Accounting – Rangers



FINANCE

DEAN CANNIZZO
Director,
Accounting Suites & Teams



FINANCE

AHMED ABADY
Staff Accountant

RANGERS STAFF

FINANCE

DULARIE HARRIS
Coordinator,
Accounts Payable

LEGAL & BUSINESS AFFAIRS

JAMAAL LESANE
Vice President,
Legal & Business Affairs,
Team & Sports Operations

LEGAL & BUSINESS AFFAIRS

CHRISTINA SONG
Vice President,
Legal & Business Affairs,
Sports Operations

LEGAL & BUSINESS AFFAIRS

KIMBERLIE LASALLE
Manager,
Contracts Administration

LEGAL & BUSINESS AFFAIRS

MARIA ROUBOS
Senior Administrative Assistant

LEGAL & BUSINESS AFFAIRS

MARY VUKAS
Senior Administrative Assistant

HUMAN RESOURCES

KAMILAH MITCHELL-THOMAS
Vice President,
Human Resources,
MSG Sports

HUMAN RESOURCES

BRAD KOGUT
Director
Human Resources,
MSG Sports

TICKET SALES, SERVICE & RETENTION

BILL GOLDSTEIN
Vice President, Subscription
Sales & Ticket Operations

TICKET SALES, SERVICE & RETENTION

ANDREW RENTMEESTER
Vice President,
Sales Planning & Analytics –
MSG Sports

TICKET SALES, SERVICE & RETENTION

ADAM CAMPBELL
Vice President,
Ticket Sales – MSG Sports

TICKET SALES, SERVICE & RETENTION

COURTNEY JEFFRIES
Vice President,
Service & Retention

TICKET SALES, SERVICE & RETENTION

MARK GALLEGO
Director,
New Sales & Campaign Planning

TICKET SALES, SERVICE & RETENTION

DAN ASIP
Manager,
Service & Retention – Rangers

TICKET SALES, SERVICE & RETENTION

STEPHEN CERASOLI
Manager,
Ticket Sales Operations

TICKET SALES, SERVICE & RETENTION

KEITH DORAN
Manager,
New Business – Teams

TICKET SALES, SERVICE & RETENTION

TYSON CHRISTENSEN
Premium Experience Specialist

TICKET SALES, SERVICE & RETENTION

BRITTANY FANTOZZI
Premium Experience Specialist

TICKET SALES, SERVICE & RETENTION

BORIS BEREZA
Client Relationship
Specialist – Rangers

TICKET SALES, SERVICE & RETENTION

MANDY FLIKIER
Client Relationship
Specialist – Rangers

TICKET SALES, SERVICE & RETENTION

NICOLE MELFI
Client Relationship Specialist – Rangers


TICKET SALES, SERVICE & RETENTION

GRETCHEN MULLER
Client Relationship Specialist – Rangers

TICKET SALES, SERVICE & RETENTION

KIERSTEN TADDEO
Client Relationship Specialist – Rangers

TICKET SALES, SERVICE & RETENTION

SARI BRANDWINE
Senior Account Executive

TICKET SALES, SERVICE & RETENTION

JEFFREY ALTIMAR
Account Executive, Season Subscriptions


TICKET SALES, SERVICE & RETENTION

KEVIN BECKER
Account Executive, Season Subscriptions


TICKET SALES, SERVICE & RETENTION

COLE GARGIONE
Account Executive, Season Subscriptions

TICKET SALES, SERVICE & RETENTION

GABRIEL MCFARLANE
Account Executive, Season Subscriptions


TICKET SALES, SERVICE & RETENTION

SOLOMON SCHWARTZ
Account Executive, Season Subscriptions

TICKET SALES, SERVICE & RETENTION

DANIEL SHAGAWAT
Account Executive, Season Subscriptions

TICKET SALES, SERVICE & RETENTION

MICHAEL RUCKER
Account Coordinator

TICKET SALES, SERVICE & RETENTION

ELIZABETH JOHNSTON
Account Coordinator

TICKET SALES, SERVICE & RETENTION

MATT FIELDS
Account Executive, Group Sales

TICKET SALES, SERVICE & RETENTION

STEPHANIE WEBBER
Account Executive, Group Sales

TICKET SALES, SERVICE & RETENTION

CHRIS FARNKOPF
Group Sales Specialist

TICKET SALES, SERVICE & RETENTION

MIKE KITLAS
Group Sales Specialist


TICKET SALES, SERVICE & RETENTION

CAMERON NICHOLS
Group Sales Specialist

TICKET SALES, SERVICE & RETENTION

BRITTANY RAMOS
Group Sales Specialist


TICKET SALES, SERVICE & RETENTION

PHILIP VALENTE
Group Sales Specialist

TICKET SALES, SERVICE & RETENTION

JANE STANTON
Coordinator, Group Sales & Campaign Integration

RANGERS STAFF

TICKET SALES, SERVICE & RETENTION

ERIC HANDLER
Coordinator,
Individual Sales

TICKET SALES, SERVICE & RETENTION

JOE HAYWARD
Administrative Assistant

MARKETING PARTNERSHIPS

JUSTIN JOHNSON
Senior Vice President,
Account Management

MARKETING PARTNERSHIPS

LISA AULEBACH
Vice President,
Account Planning

MARKETING PARTNERSHIPS

TOM CERASOLI
Vice President,
Account Planning

MARKETING PARTNERSHIPS

KRISTOFOR ELVGREN
Vice President, Account Planning

MARKETING PARTNERSHIPS

ANDREW KARSON
Vice President, Account Planning

MARKETING PARTNERSHIPS

JOHN ALFANO
Vice President, Activation & Development

MARKETING PARTNERSHIPS

ANDREW BERKOWITZ
Director, Account Planning

MARKETING PARTNERSHIPS

DAVID DILELLO
Director, Account Planning

MARKETING PARTNERSHIPS

CATIE FENZEL
Director,
Account Planning

MARKETING PARTNERSHIPS

BRYAN MIRANDA
Director,
Account Planning

MARKETING PARTNERSHIPS

MAGGIE ROWAN
Director,
Account Planning

MARKETING PARTNERSHIPS

JULIE HAMM
Director,
Account Activation



MARKETING PARTNERSHIPS

MIKE VERNA
Director,
Account Activation

MARKETING PARTNERSHIPS

RONALD BEACH JR
Manager,
Account Planning

MARKETING PARTNERSHIPS

JENNIFER CRAWFORD
Manager,
Account Planning

MARKETING PARTNERSHIPS

DYLAN KRAMER
Manager,
Account Planning

MARKETING PARTNERSHIPS

STEVEN OLWELL
Manager,
Account Planning

MARKETING PARTNERSHIPS

DAVID ROTHSTEIN
Manager,
Account Planning

MARKETING PARTNERSHIPS

STEPHEN SMYTH
Manager,
Account Activation

MARKETING PARTNERSHIPS

DON GREGORY
Manager,
Account Activation

MARKETING PARTNERSHIPS

ZACH LAZARE
Manager,
Account Activation

MARKETING PARTNERSHIPS

KEVIN DELLEDONNE
Coordinator,
Account Management

MARKETING PARTNERSHIPS

JOSEPH MONTE
Coordinator,
Activation & Development

CORPORATE HOSPITALITY

PATRICK JONES
Vice President,
Suites & Hospitality Sales

CORPORATE HOSPITALITY

DASHAWNDA BROWN
Vice President,
Corporate Hospitality Service

CORPORATE HOSPITALITY

HOPE NEWMAN
Director,
Corporate Hospitality Service

CORPORATE HOSPITALITY

MATT SYNAKOWSKI
Director,
Forecaster & Analytics

CORPORATE HOSPITALITY

MELINDA CHURCHVILLE
Manager,
Corporate Hospitality Rentals

CORPORATE HOSPITALITY

KEN LISI
Manager,
Corporate Hospitality Sales

CORPORATE HOSPITALITY

TERRY TSOURATAKIS
Manager,
Corporate Hospitality Sales

CORPORATE HOSPITALITY

JULIA LAVELLE
Account Coordinator,
Corporate Hospitality

CORPORATE HOSPITALITY

CLARA LILLEY
Account Coordinator,
Corporate Hospitality

CORPORATE HOSPITALITY

JACQUELINE MALLEO
Account Coordinator,
Corporate Hospitality

CORPORATE HOSPITALITY

BRIAN MURPHY
Account Coordinator,
Corporate Hospitality

CORPORATE HOSPITALITY

JILLIAN VACCARO
Account Coordinator,
Corporate Hospitality

CORPORATE HOSPITALITY

KATRINA SCHAEFER
Senior Administrative Assistant

MARKETING PARTNERSHIPS

EVAN FRANKEL
Senior Vice President,
Business Solutions

MARKETING PARTNERSHIPS

LAUREN STANGEL
Vice President,
Integrated Sales Strategy

RANGERS STAFF

MARKETING PARTNERSHIPS

BRANDEN TEMPLETON
Vice President,
Business Solutions

MARKETING PARTNERSHIPS

NICOLE MARINAKE
Director,
Platform Development

MARKETING PARTNERSHIPS

ALEXANDRA FACCAS
Coordinator,
Creative Services

MARKETING PARTNERSHIPS

RAYNA MENGEL
Coordinator,
Creative Services

MARKETING PARTNERSHIPS

MIKE LEHR
Senior Vice President,
Team Sales

MARKETING PARTNERSHIPS

AMOS VARON
Vice President,
Sports & Entertainment Sales

MARKETING PARTNERSHIPS

LAURA LASH
Vice President,
Business Operations

MARKETING PARTNERSHIPS

BILL SMITH
Vice President,
Team Sales

MARKETING PARTNERSHIPS

TJ CIRO
Director,
Team Sales

MARKETING PARTNERSHIPS

DAVE DECINA
Director,
Team Sales

MARKETING PARTNERSHIPS

SHANNON FOX
Director,
Team Sales

MARKETING PARTNERSHIPS

JOSEPH GRIPPO
Director,
Team Sales

MARKETING PARTNERSHIPS

KATE PRATT
Director,
Team Sales

MARKETING PARTNERSHIPS

COREY NORKIN
Director,
Sports & Entertainment Sales

MARKETING PARTNERSHIPS

SUSAN HAMLIN
Director,
Sports & Entertainment Sales

GARRETT DOLGON
Manager,
Team Sales

CHRISTINA MILANO
Manager,
Team Sales

SEAN FINLEY
Manager,
Sports & Entertainment Sales

RYAN REDLER
Manager,
Sports & Entertainment Sales

MARYSA COLE
Manager,
Sales Operations

JOSHUA JACOBY
Manager,
Sales Operations



JANAN MORGUL
Coordinator,
Team Sales

MORGAN FISCHER
Senior Administrative Assistant

KAITLIN LANNON
Senior Administrative Assistant

RANGERS

THE PLAYERS

DAN BOYLE

DEFENSEMAN

22

HEIGHT **5'11"** WEIGHT **190** SHOOTS **RIGHT** BORN **JUL 12, 1976** BIRTHPLACE **OTTAWA, ON**

CAREER HIGHLIGHTS: 2013-14: Led the team in average ice time (21:16), ranked third on the team in power play goals (six), tied for third on the team in power play assists (12), and finished fourth on the team in power play points (18) ... Led all Sharks defensemen in goals (12), points (36), shots on goal (154), power play goals, power play assists, and power play points, and ranked second among team defensemen in assists (24) ... Tallied nine points (four goals, five assists) in the final 10 games of the regular season, including a six-game point streak from Mar. 24 at CGY to Apr. 3 vs. LAK (three goals, three assists over the span) ... Tied a career-high with a three-game goal streak from Mar. 27 vs. WPG to Apr. 1 vs. EDM (three goals over the span) ... Recorded his 400th career NHL assist on Dec. 3 at TOR ... Skated in his 900th career NHL game on Dec. 5 at PIT ... Tallied four assists and recorded eight penalty minutes in seven playoff games ... Led the team in average ice time (21:51), power play assists (three), and power play points (three), tied for the team lead in assists, and led San Jose defensemen in points (four) in the playoffs. **2012-13:** Tied for fourth among NHL defensemen and tied for third on the team in power play goals (five) ... Led the team in average ice time (22:47), tied for second on the team in power play assists (eight) and blocked shots (81), ranked third on San Jose in power play points (13), and tied for fifth on the team in assists (13) and points (20) ... Registered six points (two goals, four assists) in the first five games of the season from Jan. 20 at CGY to Jan. 27 vs. VAN ... Recorded three goals and five assists in 11 playoff games ... Led the team in average ice time (22:11) and blocked shots (29), ranked third on the team in power play assists (four), finished fourth on the team in goals, assists, and power play points (five), and tied for fourth on the team in points (eight) in the playoffs ... Led Sharks defensemen in goals, assists, and points in the playoffs ... Tallied two points (one goal, one assist), including the game-winning goal in Game 1 of the Western Conference Quarterfinals at VAN on May 1. **2011-12:** Established a career-high, and ranked second among NHL defensemen, in shots on goal (252) ... Tied for fifth among NHL defensemen in assists (39) and ranked seventh among NHL defensemen in points (48) ... Led the team and ranked seventh in the NHL in average ice time (25:34) ... Finished second on the team in assists, third in blocked shots (137), fourth in power play assists (14), tied for fourth in plus/minus rating (plus-10), and ranked fifth in points and power play points (17) ... Posted nine multi-point efforts ... Named "Sharks Player of the Month" for January, as he registered 13 points (two goals, 11 assists) in 14 games ... Tied a single-game career-high with three assists and posted a plus-three rating on Jan. 7 vs. WSH ... Recorded consecutive three-point games for the first time in his NHL career on Jan. 7 vs. WSH and Jan. 10 at MIN (one goal, five assists, and a plus-six rating in the two games) ... Skated in his 800th career NHL game on Jan. 31 vs. CBJ ... Tallied his 500th career NHL point with an assist on Mar. 26 vs. COL ... Recorded two assists in five playoff games ... Led the team in average ice time (28:22), ranked fourth on the team in assists, and tied for fifth on the team in points (two) in the playoffs ... Led Sharks defensemen in assists and tied for first among team defensemen in points in the playoffs. **2010-11:** Ranked second in the NHL in average ice time (26:14), tied for fifth among NHL defensemen in power play assists (23), tied for sixth among NHL defensemen in points (50), ranked seventh among NHL defensemen in power play points (27), and tied for seventh among NHL defensemen in assists (41) ... Ranked third on the team – and first among Sharks defensemen – in assists, led defensemen on the team in goals (nine), points, power play goals (four), power play assists, and power play points, and tied for first among Sharks defensemen in game-winning goals (two) ... Tallied at least 50 points for the third consecutive season ... Tied a career-high with a seven-game point streak from Nov. 6 vs. TBL to Nov. 18 at DAL (two goals, six assists over the span) ... Recorded an assist while skating in his 700th career NHL game on Dec. 2 at OTT ... Moved into first on the Sharks' all-time scoring list for defensemen by tallying an assist on Mar. 15 at CHI; became the fourth defenseman in NHL history to lead two different franchises in points by a defenseman (Tampa Bay and San Jose) ... Registered an assist while skating in his second career All-Star Game ... Established playoff career-highs in goals (four), points (16), power play goals (two), and shots on goal (67), and tied a playoff career-high in assists (12) ... Led all NHL defensemen in assists and points, and tied for first among NHL defensemen in power play points (eight) in the playoffs ... Ranked second on the Sharks in assists and points, and finished sixth in goals ... Posted five multi-point games and tallied a point in 11 of 18 games ... Established a playoff career-high with a four-game assist streak and tied a playoff career-high with a four-game point streak from Game 7 of the Western Conference Semifinals vs. DET on May 12 to Game 3 of the Western Conference Finals vs. VAN on May 20 (one goal, five assists over the span). **2009-10:** Tied a career-high in assists (43) ... Ranked fourth in the NHL in average ice time (26:12), tied for second among NHL defensemen in power play assists (23), finished fourth among NHL defensemen in points (58) and power play points (29), tied for fourth among NHL defensemen in goals (15), and tied for fifth among NHL defensemen in assists ... His 43 assists were the most a Sharks defenseman had in one season in franchise

22
BAUER
22
RANGERS
EASTO

history ... Ranked second on the team in power play assists, tied for second on the team in assists and power play points, and ranked fourth in points and power play goals (six) ... Recorded 10 multi-point games and tallied a point in 46 of 76 games ... Tied a career-high with a seven-game point streak from Dec. 5 vs. CGY to Dec. 22 at CHI, including a five-game assist streak from Dec. 11 vs. DAL to Dec. 22 at CHI ... Tallied his 100th career NHL goal on Dec. 31 at PHX ... Posted a six-game assist/point streak from Mar. 25 vs. DAL to Apr. 4 at COL (two goals, six assists over the span) ... Registered his 400th career NHL point with a goal on Mar. 25 vs. DAL ... Recorded his 300th career NHL assist on Apr. 4 at COL ... Established playoff career-highs in assists (12), power play assists (eight) and power play points (nine) ... Led all NHL defensemen in power play assists and power play points, ranked third among NHL defensemen in points (14) and tied for third among NHL defensemen in assists in the playoffs ... Led the team in assists, average ice time (27:10), power play assists, and power play points, and ranked second on San Jose in points in the playoffs ... Established a single-game playoff career-high and tied a Sharks record for assists by a defenseman in one playoff game with three in Game 1 of the Western Conference Semifinals vs. DET on Apr. 29. **2008-09:** Tied a career-high in game-winning goals (four) ... Tied for fourth among NHL defensemen in power play assists (24) and power play points (32), tied for fifth among NHL defensemen in goals (16), ranked sixth among NHL defensemen in points (57), tied for sixth among NHL defensemen in shots on goal (213), and ranked eighth among NHL defensemen in assists (41) ... Led the team in average ice time (24:46), tied for the team lead in power play assists, ranked second on the team in assists and power play points, tied for third on the team in game-winning goals, and tied for fifth on the team in power play goals (eight) ... Led San Jose defensemen in goals, assists, points, power play goals, power play assists, power play points, shots on goal, and game-winning goals ... Recorded 10 multi-point games and tallied a point in 45 of 77 games ... Skated in his first NHL All-Star Game and recorded two points (one goal, one assist) on Jan. 25 ... Tallied his first point as a Shark with an assist in his debut with San Jose on Oct. 9 vs. ANA ... Registered three points (one goal, two assists) and tallied the game-winning goal in overtime on Oct. 18 vs. PHI ... Tied a single-game career-high with three assists on Nov. 13 vs. CGY ... Tied for the team lead in goals (two) and power play points (three), ranked second in average ice time (23:16) and power play assists (two), tied for second on the team in points (four), and tied for third on the team in assists (two) in the playoffs. **2007-08:** Established a career-high in average ice time (27:24) ... Missed 36 games due to wrist surgery ... Ranked fourth on Tampa Bay in power play assists (12) and ranked fifth in power play points (14) ... Led Lightning defensemen in power play assists and power play points, tied for second among defensemen on the team in assists (21), ranked third among defensemen on the team in points (25), and tied for third among team defensemen in goals (four) ... Registered 25 points (four goals, 21 assists) in 33 games after returning from injury on Jan. 24. **2006-07:** Established career-highs in games played (82), goals (20), assists (43), points (63), power play goals (10), power play assists (27), and power play points (37), and tied a career-high in game-winning goals (four) ... Set the single-season record for goals by a Tampa Bay defenseman ... Ranked second among NHL defensemen in goals, fourth among NHL defensemen in points and power play points, tied for sixth among NHL defensemen in power play goals, and tied for seventh among NHL defensemen in power play assists ... Led the team in average ice time (27:03), power play assists, and power play points, ranked third in game-winning goals, and ranked fourth on the team – and first among Tampa Bay defensemen – in goals, assists, points, and power play goals ... Posted 18 multi-point efforts ... Established single-game career-highs with three goals and four points on Dec. 23 vs. NYR... Tallied his first career NHL shorthanded goal on Mar. 13 at TOR ... Recorded one assist in six playoff contests. **2005-06:** Established a career-high in game-winning goals (four) ... Led the team in average ice time (23:25), tied for third in power play assists (19), ranked fourth on the team in assists (38), tied for fourth in game-winning goals, and finished fifth in power play points (25) ... Led Tampa Bay defensemen in goals (15), assists, points (53), power play goals (six), and game-winning goals ... Tallied a point in 16 of 18 games from Nov. 5 at TOR to Dec. 15 at PHX (six goals, 15 assists over the span) ... Registered a career-high, seven-game assist streak from Nov. 27 vs. PIT to Dec. 15 at PHX (eight assists over the span) ... Tied a single-game career-high with three assists and posted a plus-three rating on Feb. 11 at BOS ... Led the team in average ice time (25:53), and tied for third on the team in assists (three) and points (four) in the playoffs. **2003-04:** Established a career-high and tied for fourth on Tampa Bay in plus/minus rating (plus-23) ... Led the team in average ice time (22:45), and ranked fifth on the team in assists (30) and power play points (15) ... Led Lightning defensemen in assists, points (39), power play assists (12), and power play points, and ranked second among defensemen on the team in goals (nine), plus/minus rating, power play goals (three), game-winning goals (two), and shots on goal (137) ... Helped Tampa Bay capture the Stanley Cup ... Led all NHL defensemen in power play points (seven) and tied for the NHL lead among defensemen in points (10) and power play assists (six) in the playoffs ... Tallied his first career playoff goal in Game 4 of the Eastern Conference Semifinals at MTL on Apr. 29. **2002-03:** Ranked fifth among NHL defensemen in points (53), tied for fifth among NHL defensemen in assists (40) and power play goals (eight), tied for seventh among NHL defensemen in goals (13), and ranked eighth among NHL defensemen in power play points (27) ... Reached the 40-assist and 50-point plateaus for the first time in his career ... Led Tampa Bay in average ice time (24:12), tied for second on the team in plus/minus rating (plus-nine), and led all team defensemen in goals, assists, points, power play goals, power play assists (19), and power play points ... Established a single-game career-high with three assists on Oct. 21 at NYR ... Ranked fifth among NHL defensemen in assists (seven) and tied for 10th among NHL defensemen in points (seven) in the playoffs ... Made his NHL playoff debut in Game 1 of the Eastern Conference Quarterfinals vs. WSH on Apr. 10 ... Tallied his first career NHL playoff point with an assist in Game 2 vs. WSH on Apr. 12. **2001-02:** Split the season between Florida and Tampa Bay ... Made his Tampa Bay debut on Jan. 8 vs. DAL ... Recorded his first point as a member of the Lightning with an assist on Jan. 21 vs. NJD ... Established a career-high with a three-game goal streak from Mar. 8 vs. PHI to Mar. 12

at ATL (three goals over the span). **2000-01:** Led the Panthers in power play assists (12) and tied for second in power play points (13) ... Led defensemen on the team in power play points, ranked second among defensemen on the team in points (22), and finished third among defensemen on the team in goals (four) and assists (18). **1999-00:** Tallied three assists in a four-game span from Feb. 2 vs. MTL to Feb. 16 vs. NYR. **1998-99:** Made his NHL debut on Feb. 18 at STL ... Recorded his first career NHL point with an assist on Feb. 20 vs. PHX ... Tallied his first career NHL goal as part of a three-point effort (one goal, two assists) on Feb. 24 vs. PHI.

MINOR LEAGUE CAREER: 2000-01: Tallied five assists in six games with Louisville (AHL). **1999-00:** Established AHL career-highs in games played (58), goals (14), assists (38), points (52), and plus/minus rating (plus-28) with Louisville ... Ranked second on the team in plus/minus rating, tied for third on the team in assists, and tied for fifth on the team in points ... Led all Louisville defensemen in goals, assists, points, and plus/minus rating ... Recorded two assists in four playoff games. **1998-99:** Ranked fourth on Kentucky in assists (34) and tied for third in plus/minus rating (plus-21) ... Led all defensemen on the team in assists and points (42), and ranked second among defensemen on the team in goals (eight) and plus/minus rating ... Established AHL playoff career-highs in games played (12), goals (three), assists (five), and points (eight) ... Tied for fifth on the team in goals and assists in the playoffs ... Led defensemen on the team in goals and ranked second among defensemen on the team in assists and points in the playoffs. **1997-98:** Registered three assists in eight games with Cincinnati (IHL) ... Recorded one assist in five playoff games.

COLLEGE CAREER: 1997-98: Selected as a finalist for the Hobey Baker Award as the nation's top collegiate player ... Named the CCHA's Best Offensive Defenseman, selected as a First Team All-Star in the CCHA for the second consecutive season, and named to the NCAA (West) First All-American Team for the second consecutive season ... Established a collegiate career-high in goals (14) ... Ranked second among NCAA defensemen in goals, tied for fifth among NCAA defensemen in points (40), and tied for 10th among NCAA defensemen in assists (26) ... Led Miami (OH) in plus/minus rating (plus-17), tied for the team lead in points, ranked second on the team in assists, and ranked in goals ... Served as an assistant captain. **1996-97:** Named to the NCAA (CCHA) First All-Star Team and the NCAA (West) First All-American Team ... Established collegiate career-highs in games played (40), assists (43), points (54), and plus/minus rating (plus-20) ... Ranked second among NCAA defensemen in assists and points and tied for 10th among NCAA defensemen in goals ... Led Miami in assists, ranked second in points, tied for second in plus/minus rating, and tied for fifth in goals. **1995-96:** Ranked third on the team in assists (20), fourth in points (27), and tied for seventh in goals (seven) ... Led all Miami defensemen in goals, assists, and points. **1994-95:** Named to the CCHA All-Rookie Team ... Tied for fourth on the team in assists (18) and points (26), and ranked sixth on the team in goals (eight) ... Led all Miami defensemen in goals, assists, and points.

EUROPEAN CAREER: 2004-05: Registered nine goals and nine assists for 18 points, along with 47 penalty minutes in 32 games with Djurgarden in the Swedish Hockey League (SHL) ... Tied for fifth on the team in assists (nine) and points (18), and ranked seventh in goals (nine) ... Tallied two goals and three assists in 12 playoff games.

INTERNATIONAL CAREER: 2010: Helped Team Canada capture the gold medal at the 2010 Winter Olympics in Vancouver, British Columbia ... Registered six points (one goal, five assists), along with a plus-five rating in seven games ... Tied for first among Team Canada defensemen in points and tied for second among defensemen on the team in assists. **2005:** Registered three points and posted a plus-four rating in nine games while helping Team Canada win a silver medal at the 2005 IIHF World Championship in Austria ... Ranked fifth on the team in plus/minus rating and tied for first among Team Canada defensemen in assists in the tournament.

BACKGROUND: Nickname is "Boyler" ... Lists Rick Tocchet as his hockey idol, and wears #22 because of Tocchet ... Growing up, he emulated his game after Brian Leetch ... Favorite food is Indian ... His first job was stocking fridges for Pepsi ... His favorite hockey moment was winning the Stanley Cup with Tampa Bay in 2004 ... Married - Wife, Amber; daughter, Eastin; son, Wesley.

CAREER TRANSACTIONS: March 30, 1998 – Signed by Florida as a free agent. **January 7, 2002** – Acquired by Tampa Bay in exchange for a fifth round pick (Martin Tuma) in the 2003 NHL Entry Draft. **July 4, 2008** – Acquired by San Jose with Brad Lukowich in exchange for Matt Carle, Ty Wishart, a first round pick in the 2009 NHL Entry Draft (later traded), and a fourth round pick in the 2010 NHL Entry Draft (James Mullin). **July 1, 2014** – Signed by the Rangers as a free agent.

CAREER STATISTICS

			REGULAR SEASON					PLAYOFFS				
SEASON	TEAM	LEAGUE	GP	G	A	PTS	PIM	GP	G	A	PTS	PIM
1994-95	Miami (OH)	NCAA	35	8	18	26	24	-	-	-	-	-
1995-96	Miami (OH)	NCAA	36	7	20	27	70	-	-	-	-	-
1996-97	Miami (OH)	NCAA	40	11	43	54	52	-	-	-	-	-
1997-98	Miami (OH)	NCAA	37	14	26	40	58	-	-	-	-	-
1998-99	**Panthers**	**NHL**	**22**	**3**	**5**	**8**	**6**	-	-	-	-	-
	Kentucky	AHL	53	8	34	42	87	12	3	5	8	16
1999-00	**Panthers**	**NHL**	**13**	**0**	**3**	**3**	**4**	-	-	-	-	-
	Louisville	AHL	58	14	38	52	75	4	0	2	2	8
2000-01	**Panthers**	**NHL**	**69**	**4**	**18**	**22**	**28**	-	-	-	-	-
	Louisville	AHL	6	0	5	5	12	-	-	-	-	-
2001-02	**Panthers**	**NHL**	**25**	**3**	**3**	**6**	**12**	-	-	-	-	-
	Lightning	**NHL**	**41**	**5**	**15**	**20**	**27**	-	-	-	-	-
2002-03	**Lightning**	**NHL**	**77**	**13**	**40**	**53**	**44**	**11**	**0**	**7**	**7**	**6**
2003-04	**Lightning**	**NHL**	**78**	**9**	**30**	**39**	**60**	**23**	**2**	**8**	**10**	**16**
2004-05	Djurgardens IF Stockholm	SHL	32	9	9	18	47	12	2	3	5	26
	Canada	WC	9	0	3	3	6	-	-	-	-	-
2005-06	**Lightning**	**NHL**	**79**	**15**	**38**	**53**	**38**	**5**	**1**	**3**	**4**	**6**
	Canada	OLYMPICS	-	-	-	-	-	-	-	-	-	-
2006-07	**Lightning**	**NHL**	**82**	**20**	**43**	**63**	**62**	**6**	**0**	**1**	**1**	**2**
2007-08	**Lightning**	**NHL**	**37**	**4**	**21**	**25**	**57**	-	-	-	-	-
2008-09	**Sharks**	**NHL**	**77**	**16**	**41**	**57**	**52**	**6**	**2**	**2**	**4**	**8**
2009-10	**Sharks**	**NHL**	**76**	**15**	**43**	**58**	**70**	**15**	**2**	**12**	**14**	**8**
	Canada	OLYMPICS	7	1	5	6	2	-	-	-	-	-
2010-11	**Sharks**	**NHL**	**76**	**9**	**41**	**50**	**67**	**18**	**4**	**12**	**16**	**8**
2011-12	**Sharks**	**NHL**	**81**	**9**	**39**	**48**	**57**	**5**	**0**	**2**	**2**	**4**
2012-13	**Sharks**	**NHL**	**46**	**7**	**13**	**20**	**27**	**11**	**3**	**5**	**8**	**2**
2013-14	**Sharks**	**NHL**	**75**	**12**	**24**	**36**	**32**	**7**	**0**	**4**	**4**	**8**
	NHL TOTALS		**954**	**144**	**417**	**561**	**643**	**107**	**14**	**56**	**70**	**68**

STATISTICAL BREAKDOWN

SEASON	PPG	SHG	GWG	+/-	SH	SH%	TF	F%	H	BS	MIN
1998-99	1	0	1	E	31	9.7	0	0.0	-	-	18:50
1999-00	0	0	0	-2	9	0.0	0	0.0	-	-	16:57
2000-01	1	0	0	-14	83	4.8	0	0.0	-	-	16:56
2001-02	3	0	1	-16	99	8.1	0	0.0	-	-	19:53
2002-03	8	0	1	9	136	9.6	0	0.0	36	46	24:31
2003-04	3	0	2	23	137	6.6	0	0.0	-	-	22:46
2005-06	6	0	4	-8	153	9.8	0	0.0	63	83	23:26
2006-07	10	1	4	-5	203	9.8	0	0.0	103	118	27:03
2007-08	2	0	1	-29	74	5.4	0	0.0	49	68	27:24
2008-09	8	0	4	6	213	7.5	0	0.0	51	95	24:46
2009-10	6	0	3	6	180	8.3	0	0.0	51	130	26:13
2010-11	4	0	2	2	199	4.5	0	0.0	55	139	26:14
2011-12	3	0	2	10	252	3.6	0	0.0	58	137	25:35
2012-13	5	0	0	3	97	7.2	0	0.0	29	81	22:48
2013-14	6	0	1	-8	154	7.8	0	0.0	46	92	21:17
TOTALS	**66**	**1**	**26**	**-23**	**2020**	**7.1**	**0**	**0.0**	**541**	**989**	**23:33**

CAREER STATISTICS

CAREER HIGHLIGHTS

CAREER HIGHS (LAST TIME)			
GOALS	3, 12/23/06 vs. NYR	**SHOTS**	9 (3x), 10/12/13 vs. OTT
ASSISTS	3 (5x), 1/7/12 vs. WSH	**GOAL STREAK**	3 (3x), 3/27/14 – 4/1/14 (3)
POINTS	4, 12/23/06 vs. NYR (3G-1A)	**ASSIST STREAK**	7, 11/27/05 – 12/15/05 (8)
PIM	19 (2x), 4/4/11 vs. LAK	**POINT STREAK**	7 (4x), 11/6/10 – 11/18/10 (2G-6A)

SCORING VS. NHL

TEAM	GP	G	A	PTS
ANA	38	3	18	21
ARI	40	4	11	15
BOS	32	5	12	17
BUF	36	2	13	15
CGY	26	5	17	22
CAR	42	5	21	26
CHI	25	4	11	15
COL	29	6	13	19
CBJ	27	1	12	13
DAL	34	6	13	19
DET	24	3	8	11
EDM	31	6	13	19
FLA	39	5	20	25
LAK	40	8	15	23
MIN	28	5	12	17
MTL	29	1	12	13
NSH	28	7	12	19
NJD	32	1	9	10
NYI	33	5	13	18
NYR	32	8	17	25
OTT	30	6	12	18
PHI	35	9	22	31
PIT	33	5	11	16
SJS	9	0	5	5
STL	31	2	17	19
TBL	14	2	7	9
TOR	31	6	14	20
VAN	28	4	14	18
WSH	54	8	29	37
WPG	44	12	14	26
TOTALS	**954**	**144**	**417**	**561**

NHL FIRSTS	
GAME	2/18/99 at STL
GOAL	2/24/99 vs. PHI (Vanbiesbrouck)
ASSIST	2/20/99 vs. PHX

NHL AWARDS
NHL Stanley Cup Champion, 2003-04

CAREER SHOOTOUTS

GOALS	SHOTS	SHOT%	GDG
10	36	27.8	2

CAREER HAT TRICKS (1)

DATE	OPPONENT	GOALTENDER
12/23/06	NYR	Lundqvist

CAREER PENALTY SHOTS (3)

DATE	OPPONENT	GOALTENDER (RESULT)
2/26/02	DET	Hasek (Save)
1/27/04	at PIT	Fleury (Save)
3/4/10	MTL	Price (Save)

ALL STAR GAME SCORING

SEASON	TEAM	G	A
2008-09	Western Conference	1	1
2010-11	Team Staal	0	1



DERICK BRASSARD 16

CENTER

HEIGHT **6'1"** WEIGHT **205** SHOOTS **LEFT** BORN **SEP 22, 1987** BIRTHPLACE **HULL, QC**

CAREER HIGHLIGHTS: 2013-14: Established career-highs in games played (81), goals (18), power play goals (seven), power play assists (11), power play points (18), and game-winning goals (four) ... Tied for the team lead in power play goals, tied for second in power play points, tied for third in game-winning goals, ranked fourth in goals and points (45), tied for fourth in power play assists, and ranked fifth in assists (27) ... The Rangers were 26-11-1 when he registered a point, and 13-3-1 when he tallied a goal ... Notched the game-winning goal with 13 seconds remaining in overtime on Oct. 26 at DET ... Recorded a point in 14 of 22 games from Nov. 19 vs. BOS to Jan. 4 at TOR (three goals, 13 assists over the span) ... Registered his 200th career NHL point with an assist on Dec. 29 at TBL ... Tied a career-high with an eight-game point streak from Jan. 26 at NJD to Mar. 1 at PHI (five goals, five assists over the span), and also tied his career-high with a three-game goal streak from Jan. 31 vs. NYI to Feb. 6 vs. EDM during the stretch; his point streak was the longest for any Ranger during the season ... Established a single-game career-high with eight shots on goal on Jan. 31 vs. NYI ... Tallied his second career multi-goal game, registered a season-high, three points (two goals, one assist), and posted a single-game career-high, plus-four rating on Mar. 18 at OTT ... Tallied an assist while skating in his 400th career NHL game on Apr. 5 vs. OTT ... Established playoff career-highs in games played (23), goals (six), plus/minus rating (plus-four), game-winning goals (two), power play assists (three), and shots on goal (45), and tied playoff career-highs in points (12) and power play points (three) ... Tied for sixth in the NHL in game-winning goals ... Tied for second on the team in game-winning goals, ranked third on the team in goals, tied for fourth in plus/minus rating and power play assists, and tied for sixth in points ... Recorded the primary assist on the game-winning goal and posted a plus-two rating in Game 7 of the Metropolitan Division Semifinals vs. PHI on Apr. 30 ... Led all skaters in game-winning goals (two), tied for the series lead in goals (four), and led the team in points (five) in the Metropolitan Division Finals against PIT ... Tallied the game-winning goal in overtime in Game 1 at PIT on May 2; the goal was his first career playoff overtime goal ... Established a single-game playoff career-high by registering two goals, including the game-winning goal, tied a single-game playoff career-high with three points, and posted a plus-two rating in Game 5 at PIT on May 9; became the first Ranger to record two game-winning goals on the road in one playoff series since Adam Graves in the Eastern Conference Quarterfinals in 1996 against Montreal ... Was one of two Rangers to tally three points in Game 5 (Mats Zuccarello); the pair became the first Rangers to record three points in the same playoff game on the road since Game 2 of the Eastern Conference Finals on May 18, 1997 at PHI (Wayne Gretzky and Mark Messier) ... Tallied five points (two goals, three assists) in his final eight playoff games ... Tied for the team lead in plus/minus rating (plus-two), and tied for second on the team in assists (two) and points (three) in the Stanley Cup Final against LAK ... Recorded two points (one goal, one assist) and posted a plus-two rating in Game 2 at LAK on June 7. **2012-13:** Split the season between the Rangers and Columbus... Tallied a single-game career-high, four points (one goal, three assists), including a single-game career-high, three power play points, and won 11 of 15 faceoffs (73%) while skating his Rangers debut on Apr. 3 vs. PIT; became the first Ranger to register four points while making their debut with the team since Doug Bentley on Jan. 20, 1954 vs. BOS ... Tallied 11 points (five goals, six assists) in 13 games as a Ranger ... Tallied an assist while skating in his 300th career NHL game on Mar. 12 vs. VAN ... Established playoff career-highs in assists (10), points (12), and power play points (three) ... Led the team – and tied for ninth in the NHL – in assists, led the team in points and faceoff win percentage (50%), and tied for fourth in goals (two) in the playoffs ... Became the 13th Ranger in franchise history to record at least 10 assists in one playoff year, and the first since Jaromir Jagr in 2008 ... Tallied a point in seven of 12 playoff games, and recorded four multi-point games ... Made his NHL playoff debut in Game 1 of the Eastern Conference Quarterfinals at WSH on May 2 ... Registered a playoff career-high, six-game point streak from Game 3 vs. WSH on May 6 to Game 1 of the Eastern Conference Semifinals at BOS on May 16 (two goals, eight assists over the span), the longest streak by any Ranger during the playoffs since Wayne Gretzky in 1997 (nine-game point streak) ... Tallied his first career playoff goal and assist as part of a three-point effort (one goal, two assists) in Game 3 vs. WSH. **2011-12:** Led Columbus in shooting percentage (11.2%), tied for the team lead in game-winning goals (three), tied for second in power play points (15), ranked third in assists (27) and points (41), tied for third in power play goals (five), tied for fourth in power play assists (10), and ranked fifth in goals (14) ... Notched the franchise's 2,000th goal on Oct. 18 vs. DAL ... Recorded the first multi-goal game of his NHL career with two goals, including his first NHL overtime game-winner, on Feb. 3 at ANA ... Tied a career-high with a five-game assist streak from Feb. 28 vs. DET to Mar. 8 vs. LAK (one goal, five assists over the span) ... Tied a single-game career-high with three assists on Mar. 23 vs. CAR ... Registered his 100th career NHL assist on Apr. 7 vs. NYI. **2010-11:** Established career-highs in assists (30), points (47), shots on goal (183), and average ice time (17:01) ... Led Columbus in power play points (16),

ranked second in power play assists (10), tied for second in power play goals (six) and game-winning goals (three), tied for third in points and shots on goal, and ranked fourth in goals (17) and assists ... Registered a point in 14 of 16 games from Oct. 23 at CHI to Nov. 28 at DET (six goals, 11 assists over the span) ... Recorded a career-high, eight-game point streak from Oct. 23 at CHI to Nov. 10 vs. STL (five goals, six assists over the span) ... Established a single-game career-high with three assists, and posted a plus-three rating on Nov. 10 vs. STL ... Tied a career-high with a three-game goal streak from Oct. 30 at COL to Nov. 4 at ATL (three goals over the span) ... Recorded the first multi-point game of his career with two points (one goal, one assist), and posted a plus-two rating on Oct. 30 at COL ... Tallied a five-game assist/point streak from Nov. 17 at LAK to Nov. 24 at NYI (five assists over the span) ... Notched his 100th career NHL point with an assist on Feb. 8 at PIT ... Tallied a goal while skating in the 200th game of his NHL career on Apr. 8 at NSH. **2009-10:** Tied for fifth on Columbus in games played (79) ... Recorded three separate four-game point streaks during the season, including two different four-game assist streaks ... Skated in the 100th game of his NHL career on Jan. 21 at BOS. **2008-09:** Established a career-high in plus/minus rating (plus-12) ... Led all NHL rookies in points before suffering a season-ending shoulder injury on Dec. 18 ... Notched a point in 20 of 31 games he played during the season ... Led all Columbus rookies in goals (10), plus/minus rating, power play goals (three), and power play points (seven), tied for first in power play assists (four), and ranked second in assists (15) and points (25) ... Registered a point in 15 of his first 18 games of the season from Oct. 10 at DAL to Nov. 18 vs. EDM (eight goals, 11 assists over the span) ... Named NHL's Rookie of the Month for Oct. 2008 (four goals, five assists in 10 games) ... Began the season with a four-game point streak (two goals, two assists over the span) ... Established a career-high with a three-game goal streak from Nov. 8 vs. CGY to Nov. 14 at BUF (three goals over the span) ... Tallied his first career game-winning goal on Nov. 8 vs. CGY. **2007-08:** Made his NHL debut on Jan. 11 vs. STL ... Recorded his first career NHL point with an assist on Jan. 20 at COL ... Tallied his first NHL goal on Feb. 2 vs. MIN.

AHL CAREER: 2007-08: Tied for third among AHL rookies in assists (36) and points (51) ... Led Syracuse in assists, ranked third in points (51), and fifth in goals (15) and power play goals (six) ... Named AHL Rookie of the Month for Oct. 2007 (four goals and 12 assists in 12 games) and Apr. 2008 (four goals and 10 assists in seven games) ... Tallied his first career AHL point with a goal while skating in his AHL debut on Oct. 5 at Rochester ... Recorded his first career AHL assist on Oct. 6 at Wilkes-Barre/Scranton ... Registered a six-game point streak over the first six games of his AHL career (three goals, six assists over the span) ... Established single-game career-highs with four assists, five points, and a plus-four rating on Apr. 6 at Rochester ... Selected to the 2007-08 AHL Canadian All-Star Team ... Led the team in assists (nine), and ranked second in goals (four) and points (13) in the playoffs ... Tallied his first career AHL playoff point with an assist in his AHL playoff debut on Apr. 18 vs. Manitoba ... Registered his first career AHL playoff goal in a three-point effort (one goal, two assists) on Apr. 26 at Manitoba ... Recorded a six-game point streak from Apr. 26 at Manitoba to May 7 vs. Toronto (three goals, six assists over the span).

JUNIOR CAREER: 2006-07: Registered 25 points (six goals, 19 assists) in 14 regular season games ... Established playoff career-highs in games played (12), goals (nine), assists (15), points (24), and plus/minus rating ... Tied for sixth in the QMJHL in points, ranked seventh in assists, and tied for ninth in goals in the playoffs ... Led Drummondville in assists and points, tied for first in goals, and ranked fourth in plus/minus rating in the playoffs. **2005-06:** Established QMJHL career-highs in goals (44), assists (72), points (116), and plus/minus rating (plus-19) ... Named First Team QMJHL All-Star ... Received the Michael Bossy Trophy as the league's best professional prospect ... Was selected to play in the CHL Top Prospects Game ... Ranked sixth in the league in assists and seventh in points ... Led Drummondville in goals, assists, and points, and ranked fourth in plus/minus rating ... Tallied five goals and four assists in seven playoff games with Drummondville ... Led the team in goals and points, and tied for third in assists. **2004-05:** Named the QMJHL Rookie of the Year, and was awarded the Michel Bergeron Trophy as the QMJHL Offensive Rookie of the Year ... Named to the QMJHL All-Rookie Team and the CHL All-Rookie Team ... Led Drummondville in assists (51), ranked second in points (76), and finished fourth in goals (25) ... Ranked second on the team in assists (five) and fourth in points (six) in the playoffs. **2003-04:** Recorded one assist in 10 games with Drummondville ... Skated in seven playoff games.

EUROPEAN CAREER: 2012-13: Tallied four goals and one assist for five points, along with six penalty minutes and a plus-two rating in six games with EC Red Bull Salzburg of the Erste Bank Eishockey Liga (EBEL).

INTERNATIONAL CAREER: 2005: Tallied four assists and posted a plus-three rating in six games to help Team Canada capture a silver medal at the 2005 IIHF World Under-18 Junior Championship ... Tied for fourth among all skaters in the tournament – and led Team Canada – in assists and tied for fifth on the team in points. **2004:** Captured a bronze medal with Team Quebec at the Under-17 World Hockey Challenge.

BACKGROUND: Nickname is "Brass" ... Began playing hockey at the age of 5 and idolized Joe Sakic growing up ... Lists his favorite TV shows as Homeland, Sons of Anarchy, Dexter and Two and Half Men ... First job was cutting grass ... His favorite meal is Italian food ... Single.

CAREER TRANSACTIONS: June 24, 2006 – Selected by Columbus in the first round, sixth overall, of the 2006 NHL Entry Draft. **April 3, 2013** – Acquired by the Rangers with Derek Dorsett, John Moore, and a sixth round pick in the 2014 NHL Entry Draft (later traded) in exchange for Marian Gaborik, Steven Delisle, and Blake Parlett.

CAREER STATISTICS

			REGULAR SEASON					PLAYOFFS				
SEASON	TEAM	LEAGUE	GP	G	A	PTS	PIM	GP	G	A	PTS	PIM
2003-04	Drummondville	QMJHL	10	0	1	1	0	7	0	0	0	0
2004-05	Drummondville	QMJHL	69	25	51	76	25	6	1	5	6	6
	Canada	WJ18-A	6	0	4	4	6	-	-	-	-	-
2005-06	Drummondville	QMJHL	58	44	72	116	92	7	5	4	9	10
2006-07	Drummondvile	QMJHL	14	6	19	25	24	12	9	15	24	12
2007-08	**Blue Jackets**	**NHL**	**17**	**1**	**1**	**2**	**6**	-	-	-	-	-
	Syracuse	AHL	42	15	36	51	51	13	4	9	13	10
2008-09	**Blue Jackets**	**NHL**	**31**	**10**	**15**	**25**	**17**	-	-	-	-	-
2009-10	**Blue Jackets**	**NHL**	**79**	**9**	**27**	**36**	**48**	-	-	-	-	-
2010-11	**Blue Jackets**	**NHL**	**74**	**17**	**30**	**47**	**55**	-	-	-	-	-
2011-12	**Blue Jackets**	**NHL**	**74**	**14**	**27**	**41**	**42**	-	-	-	-	-
2012-13	**Blue Jackets**	**NHL**	**34**	**7**	**11**	**18**	**16**	-	-	-	-	-
	RANGERS	**NHL**	**13**	**5**	**6**	**11**	**0**	**12**	**2**	**10**	**12**	**2**
	EC Red Bull Salzburg	EBEL	6	4	1	5	6	-	-	-	-	-
2013-14	**RANGERS**	**NHL**	**81**	**18**	**27**	**45**	**46**	**23**	**6**	**6**	**12**	**8**
	NHL TOTALS		**403**	**81**	**144**	**225**	**230**	**35**	**8**	**16**	**24**	**10**
	NYR TOTALS		**94**	**23**	**33**	**56**	**46**	**35**	**8**	**16**	**24**	**10**

STATISTICAL BREAKDOWN

SEASON	PPG	SHG	GWG	+/-	SH	SH%	TF	F%	H	BS	MIN
2007-08	0	0	0	-4	13	7.7	80	42.5	11	0	9:03
2008-09	3	0	1	12	59	16.9	332	48.5	40	3	14:25
2009-10	4	0	0	-17	125	7.2	503	41.8	97	11	14:56
2010-11	6	0	3	-11	183	9.3	888	46.6	121	14	17:01
2011-12	5	0	3	-20	125	11.2	617	45.0	137	16	16:20
2012-13	3	0	1	1	88	13.6	446	48.2	83	8	16:33
2013-14	7	0	4	2	159	11.3	977	48	124	19	16:48
TOTALS	**28**	**0**	**12**	**-37**	**752**	**10.8**	**3843**	**46.3**	**562**	**68**	**16:39**

CAREER STATISTICS

CAREER HIGHLIGHTS

CAREER HIGHS (LAST TIME)			
GOALS	2 (2x), 3/18/14 at OTT	**SHOTS**	8, 1/31/14 vs. NYI
ASSISTS	3 (3x), 4/3/13 vs. PIT	**GOAL STREAK**	3 (3x), 1/31/14 – 2/6/14 (3)
POINTS	4, 4/3/13 (1G-3A)	**ASSIST STREAK**	5 (2x), 2/28/12 – 3/8/12 (5)
PIM	10 (2x), 4/5/14 vs. OTT	**POINT STREAK**	8 (2x), 1/26/14 – 3/1/14 (5G-5A)

SCORING VS. NHL

TEAM	GP	G	A	PTS
ANA	18	9	3	12
ARI	21	7	9	16
BOS	7	1	2	3
BUF	10	2	4	6
CGY	15	4	5	9
CAR	9	1	3	4
CHI	26	6	9	15
COL	17	5	7	12
CBJ	3	1	0	1
DAL	20	4	5	9
DET	28	6	8	14
EDM	18	5	5	10
FLA	9	5	1	6
LAK	18	2	5	7
MIN	17	2	7	9
MTL	6	1	1	2
NSH	25	3	9	12
NJD	9	0	3	3
NYI	11	1	6	7
NYR	4	1	2	3
OTT	6	2	3	5
PHI	8	3	1	4
PIT	10	3	8	11
SJS	17	0	9	9
STL	22	3	14	17
TBL	7	1	3	4
TOR	8	0	2	2
VAN	18	1	5	6
WSH	10	0	3	3
WPG	6	2	2	4
TOTALS	**403**	**81**	**144**	**225**

NHL FIRSTS	
GAME	1/11/08 vs. STL
GOAL	2/2/08 vs. MIN (Backstrom)
ASSIST	1/20/08 at COL

CAREER SHOOTOUTS

GOALS	SHOTS	SHOT%	GDG
2	8	25.0	1

JESPER FAST

91

RIGHT WING

HEIGHT **6'0"** WEIGHT **185** SHOOTS **RIGHT** BORN **DEC 2, 1991** BIRTHPLACE **NASSJO, SWEDEN**

CAREER HIGHLIGHTS: 2013-14: Was credited with one shot on goal in 10:13 of ice time while making his NHL debut on Oct. 3 at PHX ... Led all Rangers with five hits in 12:00 of ice time on Apr. 10 vs. BUF ... Tallied his first career NHL playoff point with an assist in his NHL playoff debut in Game 1 of the Metropolitan Division Semifinals vs. PHI on Apr. 17; was one of two Rangers to record their first NHL playoff point during their NHL playoff debut during the 2014 playoffs (J.T. Miller).

AHL CAREER: 2013-14: Tied for fourth in the AHL in game-winning goals (six) ... Led the team in power play goals (eight), tied for the team lead in game-winning goals, tied for second in plus/minus rating (plus-14), ranked third in goals (17), and finished seventh in assists (17) and points (34) ... Led all rookies on the team in plus/minus rating, ranked second in goals and points, and finished third in assists ... Led the team and was tied for eighth among AHL rookies in power play goals at the time of his recall on Apr. 7 ... Tallied a point in 25 of 48 contests ... Registered a five-game point streak from Jan. 24 vs. Springfield to Jan. 31 vs. Providence (six goals, two assists over the span) ... Recorded seven points (four goals, three assists), in seven games from Mar. 22 at Adirondack to Apr. 6 vs. Norfolk. **2012-13:** Tallied his first professional point with a goal in his AHL debut on Apr. 5 vs. Springfield.

EUROPEAN CAREER: 2012-13: Established Swedish Hockey League (SHL) career-highs in games played (47), goals (18), assists (17), points (35) and plus-minus rating (plus-13) ... Tied for the team lead in goals and ranked third in points ... Established playoff career-highs in assists (four), points (five), and plus/minus rating (plus-four), and tied a career-high in playoff games played (five) ... Tied for second on HV71 in playoff assists and points, and tied for team lead in plus-minus rating. **2011-12:** Missed three months with a fractured ankle suffered on Nov. 29 ... Established playoff career-highs in games played (five) and goals (two) ... Tied for first on Team Sweden and tied for eighth in the tournament in scoring with two assists in three games at the 2011 Karjala Tournament. **2010-11:** Registered 16 points (seven goals, nine assists) in 36 games during his rookie season in the SHL ... Tallied three goals and seven assists for 10 points in six SuperElit games. **2009-10:** Established SuperElit career-highs in goals (23), assists (26) and points (49), and matched a career- high in games played (37) ... Ranked second on the team – and tied for fifth in the league – in points ... Tied for the team lead and tied for fourth in the SHL in goals ... Established a playoff career high in assists (two) ... Skated in two SHL games with HV71. **2008-09:** Established SuperElit career-highs in games played (37) and penalty minutes (16) ... Established playoff career-highs in games played (seven), goals (two), and points (three). **2007-08:** Tallied 15 goals and 11 assists for 26 points in 30 games with the HV71 U18 team.

INTERNATIONAL CAREER: 2011: Tallied four goals and two assists for six points, along with a plus-four rating in six games while representing Sweden at the 2011 IIHF World Junior Championship ... Tied for the team lead in goals and points, and tied for second on the team in plus/minus rating. **2010:** Tallied one goal and one assist four games with Sweden at the 2010 U-20 USA National Junior Evaluation Camp at Lake Placid.

BACKGROUND: His favorite hockey player as a kid was Daniel Alfredsson ... Wears number 91 because he was born in 1991 ... Since coming to the United States from Sweden, his favorite music is country ... Lists Liam Neeson as his favorite actor ... Single.

CAREER TRANSACTIONS: June 26, 2010 – Selected by the Rangers in the sixth round, 157th overall, of the 2010 NHL Entry Draft.

CAREER STATISTICS

			REGULAR SEASON					PLAYOFFS				
SEASON	TEAM	LEAGUE	GP	G	A	PTS	PIM	GP	G	A	PTS	PIM
2007-08	HV71 U18	SWE-U18	30	15	11	26	14	-	-	-	-	-
	HV71 Jr.	SWE-JR.	3	0	0	0	2	-	-	-	-	-
2008-09	HV71 U18	SWE-U18	3	2	2	4	2	-	-	-	-	-
	HV71 Jr.	SWE-JR.	37	7	7	14	16	7	2	1	3	6
2009-10	HV71 Jr.	SWE-JR.	37	23	26	49	10	3	0	2	2	0
	HV71	SHL	2	0	0	0	0	-	-	-	-	-
2010-11	HV71	SHL	36	7	9	16	6	3	0	0	0	0
	HV71 Jr.	SWE-JR.	6	3	7	10	4	3	2	2	4	2
	Sweden	WJC-A	6	4	2	6	0	-	-	-	-	-
2011-12	HV71	SHL	21	5	11	16	4	5	2	1	3	0
2012-13	Connecticut	AHL	1	1	0	1	2	-	-	-	-	-
	HV71	SHL	47	18	17	35	4	5	1	4	5	0
2013-14	**RANGERS**	**NHL**	**11**	**0**	**0**	**0**	**2**	**3**	**0**	**1**	**1**	**0**
	Hartford	AHL	48	17	17	34	30	-	-	-	-	-
	NYR/NHL TOTALS		**11**	**0**	**0**	**0**	**2**	**3**	**0**	**1**	**1**	**0**

STATISTICAL BREAKDOWN

SEASON	PPG	SHG	GWG	+/-	SH	SH%	TF	F%	H	BS	MIN
2013-14	0	0	0	-5	7	0.0	0	0.0	20	7	11:17
TOTALS	**0**	**0**	**0**	**-5**	**7**	**0.0**	**0**	**0.0**	**20**	**7**	**11:17**

CAREER HIGHLIGHTS

CAREER HIGHS (LAST TIME)			
GOALS	N/A	**SHOTS**	2, 10/28/13 vs. MTL
ASSISTS	N/A	**GOAL STREAK**	N/A
POINTS	N/A	**ASSIST STREAK**	N/A
PIM	2, 10/28/13 vs. MTL	**POINT STREAK**	N/A

SCORING VS. NHL

TEAM	GP	G	A	PTS
ANA	1	0	0	0
ARI	1	0	0	0
BOS	0	0	0	0
BUF	1	0	0	0
CGY	0	0	0	0
CAR	1	0	0	0
CHI	0	0	0	0
COL	0	0	0	0
CBJ	0	0	0	0
DAL	0	0	0	0
DET	1	0	0	0
EDM	0	0	0	0
FLA	0	0	0	0
LAK	0	0	0	0
MIN	0	0	0	0
MTL	2	0	0	0
NSH	0	0	0	0
NJD	1	0	0	0
NYI	0	0	0	0
NYR	0	0	0	0
OTT	0	0	0	0
PHI	1	0	0	0
PIT	0	0	0	0
SJS	0	0	0	0
STL	1	0	0	0
TBL	0	0	0	0
TOR	0	0	0	0
VAN	0	0	0	0
WSH	1	0	0	0
WPG	0	0	0	0
TOTALS	**11**	**0**	**0**	**0**

NHL FIRSTS	
GAME	10/3/13 at PHX
GOAL	N/A
ASSIST	N/A



DAN GIRARDI

DEFENSEMAN

5

HEIGHT **6'1"** WEIGHT **203** SHOOTS **RIGHT** BORN **APR 29, 1984** BIRTHPLACE **WELLAND, ON**

CAREER HIGHLIGHTS: 2013-14: Led the team and tied for eighth in the NHL in blocked shots (174) ... Led the team in hits (191), ranked second in average ice time (23:07), tied for second in shorthanded assists (two), tied for fourth in games played (81), and tied for fifth in shorthanded points (two) ... Tied career-highs in shorthanded assists and shorthanded points ... Tied for fifth among NHL defensemen in shorthanded assists and tied for eighth in shorthanded points ... Led defensemen on the team in shorthanded assists, and ranked second in goals (five), assists (19), points (24), and shorthanded points ... Skated 25 minutes or more in 21 contests ... Was credited with a team-high, four hits, while skating in his 500th career NHL game on Oct. 31 vs. BUF ... Tied his career-high with a three-game point streak from Dec. 31 at FLA to Jan. 4 at TOR (one goal, two assists over the span) ... Recorded his 20th point of the season with an assist on the game-winning goal, was credited with two blocked shots, and posted a plus-two rating in 21:42 of ice time on Mar. 18 at OTT ... Registered the game-tying goal, assisted on the game-winning goal, and posted a plus-three rating in 28:17 of ice time on Mar. 24 vs. PHX ... Established playoff career-highs in games played (25), hits (80), and blocked shots (67) ... Led the NHL in blocked shots and tied for third in the NHL in hits in the playoffs ... Led the team in hits and blocked shots, ranked second in average ice time (24:18), and finished second Rangers defensemen in assists (six) and points (seven) in the playoffs ... Ranks among the top 10 in franchise history in playoff goals, assists, and points by defensemen (six goals – is tied for ninth; 20 assists – is tied for ninth; 26 points – ranks eighth) ... Tied for the series lead among defensemen in points (three) in the Metropolitan Division Semifinals against PHI ... Tied a single-game playoff career-high with two points (one goal, one assist) and led all skaters with five blocked shots in 22:42 of ice time in Game 3 at PHI on Apr. 22 ... Established a single-game playoff career-high with two assists in Game 1 of the Metropolitan Division Finals at PIT on May 2 ... Led all skaters with six blocked shots and recorded two shots on goal in 36:18 of ice time in Game 2 of the Stanley Cup Final at LAK on June 7; skated in his 86th career playoff game, passing Don Maloney for second on the Rangers' all-time playoff games played list. **2012-13:** Led the NHL in blocked shots (125) and ranked eighth in average ice time (25:24) ... Led the team in average ice time and blocked shots, and ranked third among Rangers defensemen in assists (12) and points (14) ... Captured the John Halligan Good Guy Award, selected by the NY chapter of the PHWA, recognizing cooperation with the media ... Notched his first career overtime goal on Apr. 13 at NYI ... Tied his career-high with a three-game point streak from Feb. 10 vs. TBL to Feb. 14 vs. NYI (one goal, three assists over the span) ... Tied single-game career-highs with two assists/points and posted a career-high, plus-four rating on Feb. 10 vs. TBL ... Established a playoff career-high in power play goals (two) ... Led the Rangers and ranked ninth in the NHL in blocked shots (36) in the playoffs ... Led the team in power play goals and average ice time (25:58), ranked third in hits (37) in the playoffs ... Led Rangers defensemen in goals (two) and plus/minus rating (plus-two), tied for first among defensemen on the team in points (four), and tied for second among defensemen on the team in assists (two) in the playoffs. **2011-12:** Established career-highs in plus/minus rating (plus-13), hits (211), power play assists (nine), and game-winning goals (two) ... Was one of seven Rangers who skated in all 82 games ... Selected as the Rangers' nominee for the Bill Masterton Memorial Trophy, awarded annually to the player who "best exemplifies the qualities of perseverance, sportsmanship and dedication to hockey" ... Ranked fourth in the NHL in average ice time (26:14), and tied for fifth in blocked shots (185) ... Led the team in average ice time and blocked shots, ranked third in hits, and fifth in power play assists ... Tied for first among Rangers defensemen in game-winning goals, ranked second in power play assists, power play points (10), and shots on goal (122), and finished third in goals (five), assists (24) and points (29) ... Tallied an assist while making his first career All-Star Game appearance on Jan. 29 ... Led all skaters with a career-high, 33:46 of ice time on Jan. 31 at NJD ... Tallied his 100th career NHL assist and led all skaters with 33:31 of ice time on Jan. 21 at BOS ... Was credited with four hits and four blocked shots in a game-high, 28:35 of ice time in the 2012 Bridgestone NHL Winter Classic on Jan. 2 at PHI ... Established playoff career-highs in goals (three), assists (nine), points (12), plus/minus rating (plus-six), game-winning goals (three), power play assists (three), power play points (four), and shots on goal (35) ... Tied for the first in the NHL – and led all NHL defensemen – in game-winning goals in the playoffs ... Ranked third in the NHL in blocked shots (54) ... Ranked third among NHL defensemen in assists and points, tied for second in power play points, tied for third in goals, power play goals (one) and power play assists, tied for fourth in shots on goal, and ranked ninth in plus/minus rating ... Led the team and ranked ninth in the NHL in average ice time (26:51) in the playoffs ... Notched his first career playoff goal with the game-winning goal in Game 7 of the Eastern Conference Quarterfinals vs. OTT on Apr. 26 ... Registered seven points (two goals, five assists) in an eight-game span from Game 3 of the Eastern Conference Semifinals on May 2 at WSH to Game 3 of the Eastern Conference Finals on May 19 at

5
EASTON
5
EASTON
TON

NJD ... Tallied an assist on the game-winning goal in overtime, was credited with six hits and six blocked shots, and logged a playoff career-high, 44:26 of ice time in the Rangers' triple overtime victory in Game 3 on May 2 at WSH. **2010-11:** Established career-highs in assists (27), points (31), blocked shots (236), shorthanded assists (two), and shorthanded points (two) ... Led the NHL in blocked shots ... Led all Rangers defensemen and ranked second and seventh on the team, respectively, in assists and points, and ranked second on the team in average ice time (24:34) ... Skated in his 300th career NHL contest on Nov. 19 at COL ... Was credited with a season-high, nine blocked shots in 30:11 at SJS on Mar. 12 ... Led the Rangers in blocked shots (26), ranked second in average ice time (27:01), and fifth in hits (16) in the playoffs. **2009-10:** Led the team and ranked sixth in the NHL in blocked shots (180) ... Ranked third among team defensemen in goals (six) and points (24), and fourth in assists (18) ... Tied for first among team defensemen and second on the team in hits (178), ranked second on the Rangers in average ice time (21:28), and finished third on the team with a plus-nine rating at home ... Was one of four Rangers to skate in all 82 games ... Recorded his first career multi-goal game with two goals on Oct. 12 vs. TOR ... Registered one assist and a plus-three rating while skating in his 200th career NHL game on Oct. 3 vs. OTT. **2008-09:** Was one of six Rangers to skate in all 82 games ... Tied for 15th in the NHL with 207 hits. **2007-08:** Tied for 20th in the NHL among defensemen in goals (10) ... Placed second on the team among defensemen in goals, assists (18), points (28), and power play goals (five) ... Finished third on the team in hits (179) ... Ranked second on the team with 123 blocked shots ... Was one of five Rangers to skate in all 82 games ... Notched his first career NHL goal, on the power play, on Oct. 18 at ATL. **2006-07:** Tied for ninth among NHL rookies with a plus-seven rating ... Posted a plus or even rating in 28 of his first 34 NHL games ... Registered two assists, his first career NHL points, and posted a plus-one rating on Feb. 17 vs. PHI ... Made his Rangers/NHL debut on Jan. 27 at PHI.

MINOR LEAGUE CAREER: 2006-07: At the time of his recall, ranked first on the Wolf Pack in assists (22) and fourth on the team in scoring with 24 points ... Was voted a starter in the 2007 AHL All-Star Classic, but was unable to play due to his recall to the Rangers on Jan. 25. **2005-06:** Ranked second among Wolf Pack defensemen in points (39) ... Named to the AHL All-Rookie Team ... Notched his first career AHL goal on Nov. 23 vs. Albany.

JUNIOR CAREER: 2004-05: Won the OHL Championship and Memorial Cup Championship with London ... Served as alternate captain. **2003-04:** Named an alternate captain ... Led team defensemen with 47 points ... Captured the OHL Championship with Guelph. **2002-03:** Split the season between Barrie and Guelph. **2001-02:** Helped Barrie advance to the OHL Finals. **2000-01:** Appeared in six games with the Barrie Colts.

BACKGROUND: Hockey idol growing up was Mark Messier ... Lists his most memorable hockey moments as his first NHL game vs. Philadelphia and winning the 2005 Memorial Cup ... Enjoys playing golf in the off-season ... Made a guest appearance, along with fellow teammates, on the Sept. 30, 2009 episode of Late Show with David Letterman to present the Top 10 list ... Lists U2 as his favorite band ... First job was as a dishwasher in a Chinese restaurant ... Claims to be the most organized player on the team ... His favorite television show is Family Guy ... Married – wife, Pamela; son, Landon, daughter, Shaye.

CAREER TRANSACTIONS: July 1, 2006 - Signed by the Rangers as an undrafted free agent.

CAREER STATISTICS

			REGULAR SEASON					PLAYOFFS				
SEASON	TEAM	LEAGUE	GP	G	A	PTS	PIM	GP	G	A	PTS	PIM
2000-01	Barrie	OHL	6	0	0	0	0	-	-	-	-	-
2001-02	Barrie	OHL	21	0	1	1	0	20	0	0	0	0
2002-03	Barrie	OHL	31	3	13	16	24	-	-	-	-	-
	Guelph	OHL	36	1	13	14	20	11	0	9	9	14
2003-04	Guelph	OHL	68	8	39	47	55	22	2	17	19	10
2004-05	Guelph	OHL	38	5	20	25	24	-	-	-	-	-
	London	OHL	31	4	10	14	14	18	0	6	6	10
2005-06	Charlotte	ECHL	7	1	4	5	6	-	-	-	-	-
	Hartford	AHL	66	8	31	39	44	13	4	5	9	8
2006-07	**RANGERS**	**NHL**	**34**	**0**	**6**	**6**	**8**	**10**	**0**	**0**	**0**	**4**
	Hartford	AHL	45	2	22	24	16	-	-	-	-	-
2007-08	**RANGERS**	**NHL**	**82**	**10**	**18**	**28**	**14**	**10**	**0**	**3**	**3**	**6**
2008-09	**RANGERS**	**NHL**	**82**	**4**	**18**	**22**	**53**	**7**	**0**	**0**	**0**	**6**
2009-10	**RANGERS**	**NHL**	**82**	**6**	**18**	**24**	**53**	-	-	-	-	-
2010-11	**RANGERS**	**NHL**	**80**	**4**	**27**	**31**	**37**	**5**	**0**	**0**	**0**	**0**
2011-12	**RANGERS**	**NHL**	**82**	**5**	**24**	**29**	**20**	**20**	**3**	**9**	**12**	**2**
2012-13	**RANGERS**	**NHL**	**46**	**2**	**12**	**14**	**16**	**12**	**2**	**2**	**4**	**2**
2013-14	**RANGERS**	**NHL**	**81**	**5**	**19**	**24**	**16**	**25**	**1**	**6**	**7**	**10**
	NHL / NYR TOTALS		**569**	**36**	**142**	**178**	**217**	**89**	**6**	**20**	**26**	**30**

STATISTICAL BREAKDOWN

SEASON	PPG	SHG	GWG	+/-	SH	SH%	TF	F%	H	BS	MIN
2006-07	0	0	0	7	33	0.0	0	0.0	36	41	15:49
2007-08	5	0	1	E	147	6.8	1	0.0	179	123	21:11
2008-09	2	0	1	-14	122	3.3	0	0.0	207	82	21:31
2009-10	1	1	1	-2	108	5.6	0	0.0	178	180	21:29
2010-11	2	0	1	7	110	3.6	0	0.0	195	236	24:34
2011-12	1	0	2	13	122	4.1	0	0.0	211	185	26:14
2012-13	0	0	1	-1	81	2.5	0	0.0	102	125	25:25
2013-14	1	0	0	6	100	5.0	0	0.0	191	174	23:07
TOTALS	**12**	**1**	**7**	**16**	**823**	**4.4**	**1**	**0.0**	**877**	**900**	**23:46**

CAREER HIGHLIGHTS

CAREER HIGHS (LAST TIME)			
GOALS	2, 10/12/09 vs. TOR	**SHOTS**	8, 4/23/13 at FLA
ASSISTS	2 (18x), 1/19/14 vs. WSH	**GOAL STREAK**	2, 10/11/09 – 10/12/09 (3)
POINTS	2 (28x), 3/24/14 vs. PHX (1G-1A)	**ASSIST STREAK**	3 (5x), 12/12/10 – 12/16/10 (4)
PIM	17, 3/15/09 vs. PHI	**POINT STREAK**	3 (10x), 12/31/13 – 1/4/14 (1G-2A)

SCORING VS. NHL

TEAM	GP	G	A	PTS
ANA	9	1	0	1
ARI	9	4	2	6
BOS	29	0	6	6
BUF	26	0	5	5
CGY	7	2	4	6
CAR	29	3	6	9
CHI	9	0	0	0
COL	8	0	2	2
CBJ	9	2	3	5
DAL	8	0	1	1
DET	8	0	0	0
EDM	7	1	1	2
FLA	25	2	1	3
LAK	8	0	3	3
MIN	8	0	4	4
MTL	28	3	6	9
NSH	6	1	1	2
NJD	43	2	15	17
NYI	44	5	8	13
NYR	0	0	0	0
OTT	27	1	4	5
PHI	45	0	23	23
PIT	45	2	15	17
SJS	7	0	2	2
STL	9	0	0	0
TBL	28	1	7	8
TOR	28	4	5	9
VAN	7	0	1	1
WSH	27	0	10	10
WPG	26	2	7	9
TOTALS	**569**	**36**	**142**	**178**

NHL FIRSTS	
GAME	1/27/07 at PHI
GOAL	10/18/07 at ATL (Hedberg)
ASSIST	2/17/07 vs. PHI

ALL STAR GAME SCORING

SEASON	TEAM	G	A
2011-12	Team Alfredsson	0	1



TANNER GLASS

15

LEFT WING

HEIGHT **6'1"** WEIGHT **210** SHOOTS **LEFT** BORN **NOV 29, 1983** BIRTHPLACE **REGINA, SK**

CAREER HIGHLIGHTS: 2013-14: Established career-highs in hits (247) and blocked shots (57) ... Led Pittsburgh and ranked eighth in the NHL in hits; led the Penguins in hits for the second consecutive season and led his team in hits for the third straight year ... Ranked second among forwards on the team in blocked shots ... The Penguins were 10-2-0 when he recorded a point and 4-0-0 when he tallied a goal ... Registered three points (one goal, two assists) in the first four games of the season from Oct. 3 vs. NJD to Oct. 11 at FLA ... Recorded two points (one goal, one assist), and posted a plus-two rating in 14:46 of ice time on Jan. 27 vs. BUF ... Ranked fifth on the team in hits (26) and second among team forwards in blocked shots (eight) in the playoffs. **2012-13:** Led Pittsburgh in hits (125) and penalty minutes (62) and ranked fifth among team forwards in blocked shots (21) ... Was one of six Penguins to skate in all 48 regular season games ... Was credited with three hits and one blocked shot in 13:02 of ice time in his Penguins debut on Jan. 19 at PHI ... Recorded three hits and a single-game career-high, 17 penalty minutes while skating in his 300th career NHL game on Apr. 3 at NYR ... Tallied a power play goal, recorded four shots on goal, and was credited with a game-high six hits on Apr. 11 at TBL ... Recorded an assist and was credited with four hits on Apr. 20 at BOS ... Registered his first career playoff goal in Game 1 of the Eastern Conference Quarterfinals vs. NYI on May 1. **2011-12:** Established career-highs in games played (78), goals (five), assists (11), points (16), and shots on goal (86) ... Led the team – and ranked 10th in the NHL – in hits (246), tied for fourth on the team in games played, and ranked second among forwards on the team in blocked shots (51) ... Tallied his first goal as a Jet, which was the game-winning goal, on Oct. 17 vs. PIT ... Established single-game career-highs with two assists and three points, and tied a single-game career-high with a plus-two rating on Oct. 27 at PHI ... Skated in his 200th career NHL game on Nov. 10 vs. FLA. **2010-11:** Ranked third on Vancouver in hits (130), and third among forwards on the team in blocked shots (29) ... Vancouver posted an 8-1-0 record when he recorded a point ... Notched an assist and tied a career-high with a plus-two rating while skating in a season-high, 15:36 of ice time on Nov. 26 vs. SJS ... Tallied the first game-winning goal of his career and posted a plus-one rating on Dec. 3 at CHI ... Skated in a career-high, 20 playoff games while helping the Canucks advance to the Stanley Cup Final ... Ranked 10th on the team in hits (33) in the playoffs. **2009-10:** Established career-highs in plus/minus rating (plus-five) and penalty minutes (115) ... Led the team in hits (165) and ranked fourth on the team in penalty minutes ... The Canucks were 9-1-0 when he registered a point ... Posted a plus-one rating in his debut with Vancouver on Oct. 7 vs. MTL ... Registered the first multi-point game of his career with two points (one goal, one assist) and established a single-game career-high with a plus-two rating on Nov. 14 at COL ... Tallied a goal in consecutive games for the first time in his career on Nov. 26 vs. LAK and Nov. 28 vs. EDM (two goals over the span) ... Skated in his 100th career NHL game on Mar. 2 at CBJ ... Made his NHL playoff debut in Game 3 of the Western Conference Quarterfinals at LAK on Apr. 19. **2008-09:** Was credited with five hits and recorded seven penalty minutes in three games with Florida. **2007-08:** Made his NHL debut on Nov. 12 vs. CAR ... Recorded his first career NHL point with a goal on Jan. 22 vs. OTT ... Registered his first career NHL assist on Feb. 27 vs. TOR.

AHL CAREER: 2008-09: Established career-highs in games played (44), assists (nine), points (13), and penalty minutes (100) ... Recorded the first multi-assist/point game of his career with two assists on Oct. 24 vs. Quad City ... Posted a "Gordie Howe Hat Trick" by tallying two points (one goal, one assist), posting a plus-two rating, registering three shots on goal, and recording 11 penalty minutes on Dec. 7 vs. Albany. **2007-08:** Established a career-high in goals (six) ... Tallied his first career AHL goal on Oct. 12 at Hamilton ... Registered a three-game point streak from Mar. 26 vs. Manitoba to Mar. 29 at Grand Rapids (two goals, one assist over the span). **2006-07:** Made his AHL debut on Mar. 24 at San Antonio ... Recorded his first career AHL point with an assist and posted a plus-one rating on Mar. 25 vs. Syracuse.

COLLEGE CAREER: 2006-07: Established career-highs in assists (20), penalty minutes (92), and game-winning goals (two), and tied a career-high in points (28) ... Served as Dartmouth's captain in his senior year ... Presented with Dartmouth's McInnis Award, which is awarded to the player who best reflects the spirit, camaraderie, loyalty, and dedication to the team ... Ranked second on the team in assists, tied for third on the team in game-winning goals, finished fourth on the team in points, and tied for fourth on the team in power play goals (four) ... Tied a single-game career-high with three assists in the season opener on Oct. 27 vs. Harvard ... Skated in his 100th career collegiate game on Nov. 18 vs. Brown. **2005-06:** Established career-highs in goals (12), points (28), and power play goals (six), and tied a career-high in games played (33) ... Served as an alternate captain in his junior season ... Tied for the team lead in power play goals, ranked fourth on the team in goals and points, and tied for fourth on the team in assists ... Registered a career-high, five-game assist/point streak, including three multi-point games, from Jan. 28 vs. RPI to Feb. 11 vs.

15
BAUER
RANGERS
15
BAUER
BAUER
EASTON

Princeton (three goals, five assists) ... Established a single-game career-high with three assists on Feb. 24 vs. Clarkson ... Tied a single-game career-high with two goals and established a single-game career-high with four points on Mar. 10 vs. Yale. **2004-05:** Established career-highs in games played (33) and shorthanded goals (two) ... Led the team in shorthanded goals and tied for fourth on the team in power play goals (three) ... Registered the first multi-goal game of his career with two tallies on Oct. 31 vs. UConn ... Recorded three points (one goal, two assists) on Feb. 26 vs. Brown. **2003-04:** Led all Freshmen on the team in goals (four) and ranked second among Freshmen on the team in assists (seven), points (11), power play goals (one), and game-winning goals (one) ... Tallied his first career collegiate point with an assist in his collegiate debut on Nov. 1 vs. Holy Cross ... Registered his first career collegiate goal in his second career collegiate game on Dec. 13 at Maine ... Recorded the first multi-point game of his collegiate career with two points (one goal, one assist) on Feb. 21 vs. Yale.

EUROPEAN CAREER: 2012-13: Tallied one assist and recorded 75 penalty minutes in six games with HC Banska Bystrica of the Slovakian Extraliga.

BACKGROUND: Enjoys listening to every music genre ... His favorite hockey moment is reaching the Stanley Cup Final in 2011 with Vancouver ... His favorite hockey player growing up was Pavel Bure ... Majored in history at Dartmouth College ... Married – wife, Emily; son, Sawyer.

CAREER TRANSACTIONS: June 22, 2003 – Selected by Florida in the ninth round, 265th overall, in the 2003 NHL Entry Draft. **July 22, 2009** – Signed by Vancouver as a free agent. **July 2, 2011** – Signed by Winnipeg as a free agent. **July 1, 2012** – Signed by Pittsburgh as a free agent. **July 1, 2014** – Signed by the Rangers as a free agent.

CAREER STATISTICS

			REGULAR SEASON					PLAYOFFS				
SEASON	TEAM	LEAGUE	GP	G	A	PTS	PIM	GP	G	A	PTS	PIM
2000-01	Yorkton	SMHL	39	31	29	60	120	4	3	1	4	10
2001-02	Penticton	BCHL	57	11	28	39	171	-	-	-	-	-
2002-03	Penticton	BCHL	32	15	25	40	108	-	-	-	-	-
	Nanaimo	BCHL	18	8	14	22	46	-	-	-	-	-
2003-04	Dartmouth	ECAC	26	4	7	11	18	-	-	-	-	-
2004-05	Dartmouth	ECAC	33	7	8	15	32	-	-	-	-	-
2005-06	Dartmouth	ECAC	33	12	16	28	56	-	-	-	-	-
2006-07	Dartmouth	ECAC	32	8	20	28	92	-	-	-	-	-
2007-08	**Panthers**	**NHL**	**41**	**1**	**1**	**2**	**39**	-	-	-	-	-
	Rochester	AHL	43	6	5	11	84	-	-	-	-	-
2008-09	**Panthers**	**NHL**	**3**	**0**	**0**	**0**	**7**	-	-	-	-	-
	Rochester	AHL	44	4	9	13	100	-	-	-	-	-
2009-10	**Canucks**	**NHL**	**67**	**4**	**7**	**11**	**115**	**4**	**0**	**0**	**0**	**0**
2010-11	**Canucks**	**NHL**	**73**	**3**	**7**	**10**	**72**	**20**	**0**	**0**	**0**	**18**
2011-12	**Jets**	**NHL**	**78**	**5**	**11**	**16**	**73**	-	-	-	-	-
2012-13	**Penguins**	**NHL**	**48**	**1**	**1**	**2**	**62**	**5**	**1**	**0**	**1**	**4**
	HC '05 Banska Bystrica	Slovakia	6	0	1	1	75	-	-	-	-	-
2013-14	**Penguins**	**NHL**	**67**	**4**	**9**	**13**	**90**	**8**	**0**	**0**	**0**	**4**
	NHL TOTALS		**377**	**18**	**36**	**54**	**458**	**37**	**1**	**0**	**1**	**26**

STATISTICAL BREAKDOWN

SEASON	PPG	SHG	GWG	+/-	SH	SH%	TF	F%	H	BS	MIN
2007-08	0	0	0	-5	11	9.1	2	0.0	29	5	4:25
2008-09	0	0	0	E	1	0.0	1	100.0	5	1	6:45
2009-10	0	0	0	5	52	7.7	18	16.7	165	19	10:28
2010-11	0	0	0	-5	45	6.7	62	40.3	130	29	8:55
2011-12	0	0	1	-12	86	5.8	73	39.7	246	51	13:25
2012-13	1	0	1	-11	38	2.6	51	43.1	125	21	10:04
2013-14	0	0	0	-8	56	7.1	19	47.4	247	57	11:47
TOTALS	**1**	**0**	**2**	**-36**	**289**	**6.2**	**226**	**39.4**	**947**	**183**	**10:16**

CAREER HIGHLIGHTS

CAREER HIGHS (LAST TIME)			
GOALS	1 (18x), 1/30/14 at LAK	**SHOTS**	4 (6x), 4/11/13 at TBL
ASSISTS	2, 10/27/11 at PHI	**GOAL STREAK**	2, 11/26/09 – 11/28/09 (2)
POINTS	3, 10/27/11 at PHI (1G-2A)	**ASSIST STREAK**	N/A
PIM	17, 4/3/13 at NYR	**POINT STREAK**	2, 11/26/09 – 11/28/09 (2G)

SCORING VS. NHL

TEAM	GP	G	A	PTS
ANA	10	0	2	2
ARI	11	1	0	1
BOS	13	0	2	2
BUF	14	2	2	4
CGY	12	0	1	1
CAR	19	2	2	4
CHI	12	1	2	3
COL	14	2	5	7
CBJ	11	0	1	1
DAL	11	0	0	0
DET	10	0	1	1
EDM	17	1	0	1
FLA	12	0	1	1
LAK	10	2	0	2
MIN	13	0	0	0
MTL	16	1	0	1
NSH	10	0	1	1
NJD	15	0	1	1
NYI	15	0	1	1
NYR	15	0	0	0
OTT	15	2	3	5
PHI	18	1	3	4
PIT	7	1	1	2
SJS	8	0	2	2
STL	11	0	2	2
TBL	13	2	1	3
TOR	15	0	1	1
VAN	4	0	0	0
WSH	18	0	1	1
WPG	8	0	0	0
TOTALS	**377**	**18**	**36**	**54**

NHL FIRSTS	
GAME	11/12/07 vs. CAR
GOAL	1/22/08 vs. OTT (Emery)
ASSIST	2/27/08 vs. TOR

CARL HAGELIN

LEFT WING

62

HEIGHT **6'0"** WEIGHT **186** SHOOTS **LEFT** BORN **AUG 23, 1988** BIRTHPLACE **SODERTALJE, SWEDEN**

CAREER HIGHLIGHTS: 2013-14: Established career-highs in games played (72), goals (17), game-winning goals (five), penalty minutes (44), and shots on goal (144) ... Ranked second on the team in game-winning goals and tied for fifth in goals ... The Rangers were 11-1-1 when he tallied a goal, 20-5-1 when he recorded a point, and 42-24-6 when he was in the lineup ... Recorded the primary assist on the game-winning goal in his season debut on Oct. 29 at NYI ... Tied a career-high with a five-game point streak from Nov. 2 vs. CAR to Nov. 10 vs. FLA (four goals, three assists over the span) ... Tallied a goal, added an assist, and posted a plus-three rating on Jan. 4 at TOR ... Recorded his first career NHL hat trick and registered the game-winning goal on Mar. 14 at WPG ... Established playoff career-highs in games played (25), goals (seven), assists (five), points (12), shots on goal (56), shorthanded goals (two), and shorthanded points (three) ... Led the NHL in shorthanded goals, tied for the NHL lead in shorthanded points, and tied for eighth in the NHL in goals in the playoffs ... Led the team in shorthanded goals, tied for the team lead in shorthanded points, ranked second on the team in goals, and third on the team in shots on goal ... Tied for the team lead in goals (two) and tied for third on the team in points (four) in the Metropolitan Division Semifinals against PHI ... Tied for second on the team in goals (two) and tied for fourth on the team in points (three) in the Metropolitan Division Finals against PIT ... Registered the first game-winning goal of his career in the playoffs and posted a plus-two rating in Game 6 vs. PIT on May 11 ... Tallied the first shorthanded goal/point of his career in the playoffs, added an assist on the game-winning goal in overtime, and posted a plus-two rating in 23:44 of ice time in Game 4 of the Eastern Conference Finals vs. MTL on May 25 ... Recorded a shorthanded goal and tied for the game-high with five shots on goal in Game 1 of the Stanley Cup Final at LAK on June 4 ... Registered his first career shorthanded assist in postseason play in Game 5 at LAK on June 13. **2012-13:** Ranked third on the team in shots on goal (132), fifth in goals (10) and points (24), and tied for fifth in plus/minus rating (plus-10) ... The Rangers posted a record of 14-2-1 when he tallied a point, 8-1-1 when he registered a goal, and 5-0-1 when he recorded two or more points ... Registered two shots on goal and was credited with two takeaways while skating in his 100th career NHL contest on Apr. 3 vs. PIT ... Posted a career-high, five-game point streak from Feb. 10 vs. TBL to Feb. 19 vs. MTL (five goals, three assists over the span), including a career-high, four-game goal streak from Feb. 10 to Feb. 17 vs. WSH (five goals) ... Established playoff career-highs in plus/minus rating (plus-six), and average ice time (18:05) ... Led the Rangers in plus/minus rating, tied for second on the team in goals (three) and ranked third in points (six) and shots on goal (35) in the playoffs ... Tallied his first career playoff goal in Game 1 of the Eastern Conference Quarterfinals at WSH on May 2 ... Registered single-game playoff career-highs with three points (one goal, two assists) and a plus-three rating in Game 4 vs. WSH on May 8. **2011-12:** Established career-highs in assists (24), points (38), and plus/minus rating (plus-21) ... Tallied a point in four straight games to begin his career from Nov. 25 at WSH to Dec. 1 at CAR (one goal, three assists over the span), becoming the first Ranger rookie to do so since Steven King in 1992-93 ... Tallied an assist while making his NHL debut on Nov. 25 at WSH, following his recall from Connecticut on Nov. 24 ... Notched his first career goal while making his Madison Square Garden debut on Nov. 26 vs. PHI ... Led all NHL rookies in plus/minus rating, tied for seventh in goals (14), ranked sixth in points, fourth in assists, tied for second in shorthanded goals (two), and third in shorthanded points (two) ... Ranked third among NHL rookies in points, assists and shots on goal (131), and fourth in goals after his NHL debut on Nov. 25 ... Ranked second on the team in plus/minus rating, tied for first in shorthanded goals and fourth in shorthanded points ... The Rangers posted a record of 7-1-1 when he recorded two or more points ... Won the Fastest Skater event (13.218 seconds) as one of 12 rookies participating in the NHL All-Star Skills Competition ... Established single-game career-highs with three points (one goal, two assists) and a plus-four rating on Mar. 13 vs. CAR ... Tied for the game-high with five shots in 13:46 of ice time at the 2012 NHL Bridgestone Winter Classic on Jan. 2 at PHI ... Posted his first career multi-point effort with two goals, including his first career shorthanded goal/point, and a plus-three rating on Dec. 10 at BUF ... Tallied an assist while making his NHL playoff debut in Game 1 of the Eastern Conference Quarterfinals on Apr. 12 vs. OTT, becoming the first Rangers rookie to record a point while making his playoff debut since 2008 (Lauri Korpikoski).

AHL CAREER: 2011-12: Led Connecticut with a plus-12 rating, tied for first in goals (seven), second in points (13), and fifth in assists (six) at the time of his recall on Nov. 24 ... Was tied for 10th among AHL rookies in scoring and tied for sixth in goals, while his plus-12 rating was tied for second in the AHL at the time of his recall. **2010-11:** Tallied his first professional point with an assist on Apr. 21 at Portland ... Registered two points (one goal, one assist) in five playoff contests.

COLLEGE CAREER: 2010-11: Captured the Hal Downes Award as team MVP, the Hazel M. Losh award as Michigan's top scorer, and the Carl Isaacson award as the

62
CCM
Reebok
RANGERS
CCM

best student athlete for the second consecutive season ... Tied for 14th in the nation in points (49) and 11th in assists (31) ... Helped lead the Wolverines to the 2010-11 NCAA Championship game versus University of Minnesota-Duluth on Apr. 9 ... Registered an assist in their Frozen Four semifinals victory vs. the top-ranked University of North Dakota on Apr. 7 ... Led Michigan skaters in points, goals (18), assists, game-winning goals (six), power play goals (seven), and plus/minus rating (plus-21) ... Ranked third among all Central Collegiate Hockey Association (CCHA) skaters in conference assists (22), fourth in the conference in goals (15) and points (37), and tied for fourth in the CCHA in power play goals (six) en route to being named the CCHA Best Defensive Forward award and a finalist for CCHA Player of the Year ... Was nominated to the All-CCHA First Team and CCHA Scholar-Athlete Team ... Tallied two goals and one assist to earn Second Star honors in the "Big Chill" outdoor game vs. Michigan State University on Dec. 11 ... Established a career-high in penalty minutes (39) and tied his career-high in assists. **2009-10:** Won the CCHA Championship with Michigan, and advanced to the second round of the NCAA Tournament, tallying two goals and one assist in a first-round win over Bemidji State on Mar. 27 ... Established career-highs in games played (45), goals (19), assists (31), and points (50) ... Ranked 11th in the NCAA in points, tied for 12th in assists, and 29th in goals ... Led the CCHA in assists and points, and tied for fourth in goals ... Led Michigan in assists and points, tied for first in shorthanded goals (two), ranked second in goals, and tied for third in power-play goals (five) ... Named CCHA Offensive Player of the Week for the week ending Jan. 11. **2008-09:** Ranked third on Michigan in points (31), tied for third in goals (13) and fourth in assists (18) ... Tied for third in the CCHA in shorthanded goals (two) and ranked fourth in shorthanded points (three) ... Tied for fifth in the CCHA with four game-winning goals. **2007- 08:** Ranked seventh on Michigan in goals (11) and eighth in points (22) as a freshman.

EUROPEAN CAREER: 2012-13: Registered five goals and six assists for 11 points in eight games with Södertälje SK of Allsvenskan. **2006-07:** Established career-highs in goals (24), assists (31), and points (55), and tied his career-high in penalty minutes (24) ... Tied for the league lead in points (55) ... Led the team in points and assists, and tied for first on the club in goals ... Also led the team in playoff assists (five). **2005-06:** Established a Sweden U-20 career-high in games played (41) ... Ranked 12th in the league and led the team in points (40) ... Tied for the team lead in assists, and ranked second in goals ... Also tied for first on the team in playoff scoring with three points (one goal, two assists) in four games. **2004-05:** Led the team in goals (10), assists (seven) and points (17) ... Also led the team in playoff scoring with two assists in two games.

INTERNATIONAL CAREER: 2014: Registered two goals in six games while helping Sweden capture a silver medal at the 2014 Winter Olympics in Sochi, Russia. **2008:** Captured a silver medal with Sweden at the 2008 IIHF World Junior Championship in Czech Republic.

BACKGROUND: His first job was as a coach at a sports summer camp ... Loves listening to Avicii, Swedish House Mafia and Eminem ... Lists his favorite movies as Superbad, Inception, Armageddon and Remember the Titans ... Enjoys traveling, playing tennis, boating and watching movies ... Single.

CAREER TRANSACTIONS: June 23, 2007 – Selected by the Rangers in the sixth round, 168th overall, of the 2007 NHL Entry Draft

CAREER STATISTICS

			REGULAR SEASON					PLAYOFFS				
SEASON	TEAM	LEAGUE	GP	G	A	PTS	PIM	GP	G	A	PTS	PIM
2004-05	Sodertalje U-18	SWE-2	14	10	7	17	16	2	0	2	2	0
2005-06	Sodertalje U-18	SWE-2	7	4	8	12	2	-	-	-	-	-
	Sodertalje Jr.	SWE-JR.	41	20	20	40	42	4	1	2	3	22
2006-07	Sodertalje Jr.	SWE-JR.	40	24	31	55	42	3	1	5	6	20
2007-08	Michigan	CCHA	41	11	11	22	28	-	-	-	-	-
	Sweden	WJC	6	0	0	0	0	-	-	-	-	-
2008-09	Michigan	CCHA	41	13	18	31	32	-	-	-	-	-
2009-10	Michigan	CCHA	45	19	31	50	34	-	-	-	-	-
2010-11	Michigan	CCHA	44	18	31	49	39	-	-	-	-	-
	Connecticut	AHL	-	-	-	-	-	5	1	1	2	4
2011-12	**RANGERS**	**NHL**	**64**	**14**	**24**	**38**	**24**	**17**	**0**	**3**	**3**	**17**
	Connecticut	AHL	17	7	6	13	6	-	-	-	-	-
2012-13	**RANGERS**	**NHL**	**48**	**10**	**14**	**24**	**18**	**12**	**3**	**3**	**6**	**0**
	Sodertalje SK	Allsvenskan	8	5	6	11	0	-	-	-	-	-
2013-14	**RANGERS**	**NHL**	**72**	**17**	**16**	**33**	**44**	**25**	**7**	**5**	**12**	**16**
	Sweden	OLYMPICS	6	2	0	2	0	-	-	-	-	-
	NHL/ NYR TOTALS		**184**	**41**	**54**	**95**	**86**	**54**	**10**	**11**	**21**	**33**

STATISTICAL BREAKDOWN

SEASON	PPG	SHG	GWG	+/-	SH	SH%	TF	F%	H	BS	MIN
2011-12	0	2	2	21	131	10.7	6	16.7	78	23	15:02
2012-13	1	0	1	10	132	7.6	17	41.2	49	28	17:18
2013-14	0	1	5	8	144	11.8	5	0.0	64	33	15:31
TOTALS	**1**	**3**	**8**	**39**	**407**	**10.1**	**28**	**28.6**	**191**	**84**	**15:49**

CAREER HIGHLIGHTS

CAREER HIGHS (LAST TIME)			
GOALS	3, 3/14/14 at WPG	**SHOTS**	7 (2x), 2/26/13 vs. WPG
ASSISTS	2 (7x), 3/24/14 vs. PHX	**GOAL STREAK**	4, 2/10/13 – 2/17/13 (5)
POINTS	3 (3x), 3/14/14 at WPG (3G)	**ASSIST STREAK**	3, 3/7/13 – 3/10/13 (4)
PIM	4 (5x), 2/7/14 at PIT	**POINT STREAK**	5 (2x), 11/2/13 – 11/10/13 (4G-3A)

SCORING VS. NHL

TEAM	GP	G	A	PTS
ANA	1	0	1	1
ARI	3	0	3	3
BOS	10	2	2	4
BUF	10	4	1	5
CGY	2	1	1	2
CAR	10	4	6	10
CHI	4	2	2	4
COL	3	0	2	2
CBJ	5	3	1	4
DAL	3	0	1	1
DET	3	0	0	0
EDM	2	0	0	0
FLA	9	2	2	4
LAK	1	0	0	0
MIN	3	1	0	1
MTL	7	0	2	2
NSH	3	0	1	1
NJD	14	4	7	11
NYI	13	3	4	7
NYR	0	0	0	0
OTT	8	0	2	2
PHI	14	1	3	4
PIT	15	3	3	6
SJS	1	0	0	0
STL	2	0	0	0
TBL	10	4	4	8
TOR	9	2	3	5
VAN	2	0	0	0
WSH	10	2	3	5
WPG	7	3	0	3
TOTALS	**184**	**41**	**54**	**95**

NHL FIRSTS	
GAME	11/25/11 at WSH
GOAL	11/26/11 vs. PHI (Bobrovsky)
ASSIST	11/25/11 at WSH



KEVIN KLEIN

8

DEFENSEMAN

HEIGHT **6'1"** WEIGHT **199** SHOOTS **RIGHT** BORN **DEC 13, 1984** BIRTHPLACE **KITCHENER, ON**

CAREER HIGHLIGHTS: 2013-14: Was credited with two blocked shots in 15:46 of ice time while making his Rangers debut on Jan. 23 vs. STL ... Tallied his first point as a Ranger with a goal on Mar. 11 at CAR ... Recorded his first assist as a Ranger and tied single-game career-highs with two assists and two points on Mar. 14 at WPG ... Registered one goal and two assists in 47 games with Nashville prior to being traded ... Skated in his 400th career NHL game on Jan. 11 vs. OTT ... Established playoff career-highs in games played (25), assists (three), plus/minus rating (plus-seven), shots on goal (18), hits (53), and blocked shots (30), and tied a playoff career-high in points (four) ... Tied for second on the team and tied for eighth in the NHL in plus/minus rating in the playoffs ... Ranked fifth on the team in blocked shots and sixth on the team in hits ... Posted a plus or even rating in 22 of 25 playoff contests ... Made his Rangers playoff debut in Game 1 of the Metropolitan Division Semifinals vs. PHI on Apr. 17 ... Recorded his first playoff point as a Ranger with an assist in Game 7 vs. PHI on Apr. 30 ... Registered three points (one goal, two assists) in a four-game span from Game 5 of the Metropolitan Division Finals at PIT on May 9 to Game 1 of the Eastern Conference Finals at MTL on May 17 ... Notched his first playoff goal as a Ranger in Game 5 at PIT on May 9. **2012-13:** Ranked in the top 30 in the NHL in blocked shots for the third consecutive season ... Finished second on Nashville in blocked shots (89), third in average ice time (20:25), fourth in hits (66), and fourth in even-strength points (14) ... Tied a career-high with a three-game point streak from Apr. 1 at CHI to Apr. 4 vs. CBJ (one goal, two assists over the span) ... Notched a goal and recorded a single-game career-high, six shots on goal on Apr. 4 vs. CBJ ... Posted two multi-assist efforts – Feb. 7 vs. LAK and Mar. 21 vs. CGY. **2011-12:** Established career-highs in assists (17), points (21), and game-winning goals (two), and tied a career-high in goals (four) ... Led Nashville in blocked shots (151), ranked third in average ice time (19:56), and sixth in hits (84) ... Ranked third among Nashville defensemen in assists and points and tied for fourth in goals ... Skated in his 300th career NHL game on Mar. 20 vs. EDM ... Recorded the first game-winning goal of his career on Oct. 8 at STL ... Established playoff career-highs in goals (two) and points (four) ... Led the team in playoff blocked shots (22), and tied for fourth on the team – and tied for first among Nashville defensemen – in goals and points in the playoffs ... Registered a single-game playoff career-high two points (one goal, one assist) in Game 3 of the Western Conference Quarterfinals at DET on Apr. 15 ... Tallied the first game-winning goal of his career in postseason action in Game 4 at DET on Apr. 17 ... Notched a goal in consecutive games in Game 3 and Game 4 of the Western Conference Quarterfinals at DET on Apr. 15 and Apr. 17. **2010-11:** Established career-highs in plus/minus rating (plus-nine), blocked shots (173), hits (128), average ice time (20:47), and shots on goal (99), and tied a career-high in games played (81) ... Was one of 10 NHL defensemen with at least 150 blocked shots and 125 hits ... Led Nashville in blocked shots and ranked fifth on the team in hits ... Skated in his 200th career NHL game on Jan. 5 at ANA ... Registered a career-best, three-game point streak from Dec. 1 at CBJ to Dec. 6 at ATL (one goal, two assists over the span) ... Led the team in blocked shots (27) and ranked fourth in hits (27) in the playoffs ... Tallied his first career NHL playoff goal in Game 5 of the Western Conference Quarterfinals at ANA on Apr. 22. **2009-10:** Established career-highs in games played (81) and penalty minutes (27) ... Led Nashville in blocked shots (147) and ranked fourth in hits (101) ... Recorded two assists, including an assist on the game-winning goal, and posted a plus-two rating in 23:21 of ice time on Dec. 14 at CBJ ... Tallied an assist and posted a single-game career-high, plus-three rating on Nov. 28 vs. FLA ... Skated in his 100th career NHL game on Nov. 17 vs. SJS ... Registered points in consecutive games on Oct. 29 vs. CHI and Oct. 31 vs. DAL ... Tied for third on Nashville, and tied for first among team defensemen, in assists (two), ranked second on the team in blocked shots (10), and finished fifth on the team in hits (15) in the playoffs ... Made his NHL playoff debut in Game 1 of the Western Conference Quarterfinals at CHI on Apr. 16 ... Tallied his first career NHL playoff point with an assist in Game 3 vs. CHI on Apr. 20. **2008-09:** Established career-highs in goals (four) and power play goals (one) ... Tied for fifth among NHL rookie defensemen in goals and tied for seventh among NHL rookie defensemen in points (12) ... Recorded his first career multi-point game with two assists on Mar. 3 vs. EDM ... Registered his first career NHL power play goal on Dec. 26 vs. DET ... Tallied a point in three straight games from Oct. 13 at CHI to Oct. 23 vs. CGY (one goal, two assists over the span). **2007-08:** Registered his first career NHL assist and posted a plus-two rating on Oct. 25 vs. ATL. **2006-07:** Tallied his first career NHL point with a goal and posted a plus-two rating on Jan. 26 at CHI. **2005-06:** Made his NHL debut on Dec. 3 vs. PHI.

MINOR LEAGUE CAREER: 2007-08: Registered three assists in nine games with Milwaukee. **2006-07:** Established an AHL career-high in penalty minutes (67) ... Ranked third among Milwaukee defensemen in goals (five), assists (15), and points (20) ... Registered one goal in four playoff games. **2005-06:** Established AHL career-highs in games played (76), goals (10), assists (33), and points (43) ... Led all Milwaukee defensemen in assists and points, and ranked second among

RANGERS
EASTON
10:30

team defensemen in goals ... Established playoff career-highs in games played (21), goals (three), assists (seven), points (10), plus-minus rating (plus-11), and penalty minutes (31) ... Tied for first on the team and fifth in the AHL in plus-minus rating in the playoffs. **2004-05:** Split his first professional season between Milwaukee (AHL) and Rockford (UHL) ... Registered four goals and 12 assists for 16 points in 65 games with Milwaukee ... Tallied two goals and one assist in three games with Rockford.

JUNIOR CAREER: 2003-04: Split the season between St. Michael's and Guelph ... Tallied 21 points (10 goals, 11 assists) in 22 playoff games to help lead Guelph to the OHL championship ... Tied for second on the team in points and ranked third in goals in the playoffs ... Represented the Western Conference at the 2004 OHL All-Star Game ... Named the OHL Western Conference's best defensive defenseman. **2002-03:** Established career-highs in goals (11), assists (33), points (44), and penalty minutes (88) ... Ranked third on St. Michael's in points. **2001-02:** Registered five goals and 22 assists for 27 points in 68 games with St. Michael's. **2000-01:** Registered three goals and 16 assists for 19 points in 58 games during his rookie season with St. Michael's.

EUROPEAN CAREER: 2012-13: Registered one goal and two assists for three points in eight games with the Herlev Eagles in the AL-Bank Ligaen in Denmark.

INTERNATIONAL CAREER: 2004: Captured a silver medal with Team Canada at the 2004 IIHF World Junior Championship. **2001:** Captured a gold medal with Team Canada's U-18 team at the 2001 Six Nations tournament in the Czech Republic.

BACKGROUND: Nickname is "Kleiner"... Enjoys golfing, reading and playing cards... If he could change places with one person for a day, it would be someone from American Pickers ... Would like to run an eco-friendly Bed & Breakfast in Canada after retiring from hockey ... Lists Gandhi as the historical figure he would have most like to have met ... Married – wife, Jody; sons, Joseph and Oliver.

CAREER TRANSACTIONS: June 22, 2003 – Selected by Nashville in the second round, 37th overall, of the 2003 Entry Draft. **January 22, 2014** – Acquired by the Rangers in exchange for Michael Del Zotto.

CAREER STATISTICS

			REGULAR SEASON					PLAYOFFS				
SEASON	TEAM	LEAGUE	GP	G	A	PTS	PIM	GP	G	A	PTS	PIM
1999-00	Kitchener	ON	54	12	29	41	40	–	–	–	–	–
2000-01	Toronto	OHL	58	3	16	19	21	18	0	5	5	17
2001-02	Toronto	OHL	68	5	22	27	35	15	2	7	9	12
2002-03	Toronto	OHL	67	11	33	44	88	17	1	9	10	8
2003-04	Toronto	OHL	5	0	1	1	2	–	–	–	–	–
	Guelph	OHL	46	6	23	29	40	22	10	11	21	12
	Guelph	M-Cup	–	–	–	–	–	3	0	0	0	0
	Canada	WJC	6	0	0	0	0	–	–	–	–	–
2004-05	Milwaukee	AHL	65	4	12	16	22	7	0	0	0	11
	Rockford	AHL	3	2	1	3	0	–	–	–	–	–
2005-06	**Predators**	**NHL**	**2**	**0**	**0**	**0**	**0**	–	–	–	–	–
	Milwaukee	AHL	76	10	33	43	31	21	3	7	10	31
2006-07	**Predators**	**NHL**	**3**	**1**	**0**	**1**	**0**	–	–	–	–	–
	Milwaukee	AHL	70	5	15	20	67	4	1	0	1	0
2007-08	**Predators**	**NHL**	**13**	**0**	**2**	**2**	**6**	–	–	–	–	–
	Milwaukee	AHL	9	0	3	3	2	–	–	–	–	–
2008-09	**Predators**	**NHL**	**63**	**4**	**8**	**12**	**19**	–	–	–	–	–
2009-10	**Predators**	**NHL**	**81**	**1**	**10**	**11**	**27**	**6**	**0**	**2**	**2**	**4**
2010-11	**Predators**	**NHL**	**81**	**2**	**16**	**18**	**24**	**12**	**1**	**2**	**3**	**6**
2011-12	**Predators**	**NHL**	**66**	**4**	**17**	**21**	**4**	**10**	**2**	**2**	**4**	**2**
2012-13	**Predators**	**NHL**	**47**	**3**	**11**	**14**	**9**	–	–	–	–	–
	Herlev	Denmark	8	1	2	3	29	–	–	–	–	–
2013-14	**Predators**	**NHL**	**47**	**1**	**2**	**3**	**21**	–	–	–	–	–
	RANGERS	**NHL**	**30**	**1**	**5**	**6**	**0**	**25**	**1**	**3**	**4**	**6**
	NHL TOTALS		**433**	**17**	**71**	**88**	**110**	**53**	**4**	**9**	**13**	**18**
	NYR TOTALS		**30**	**1**	**5**	**6**	**0**	**25**	**1**	**3**	**4**	**6**

STATISTICAL BREAKDOWN

SEASON	PPG	SHG	GWG	+/-	SH	SH%	TF	F%	H	BS	MIN
2005-06	0	0	0	-1	0	0.0	0	0.0	4	3	14:40
2006-07	0	0	0	3	2	50	0	0.0	3	6	17:37
2007-08	0	0	0	-3	14	0.0	0	0.0	7	15	14:24
2008-09	1	0	0	-2	41	9.8	0	0.0	57	47	13:40
2009-10	0	0	0	-13	67	1.5	0	0.0	101	147	20:55
2010-11	0	0	0	9	99	2.0	0	0.0	128	173	21:48
2011-12	0	0	2	-8	91	4.4	0	0.0	84	151	20:56
2012-13	0	0	0	-1	54	5.6	0	0.0	66	89	20:25
2013-14	0	0	0	-7	73	2.7	0	0.0	111	137	17:20
TOTALS	**1**	**0**	**2**	**-23**	**441**	**3.9**	**0**	**0.0**	**561**	**768**	**18:24**

CAREER HIGHLIGHTS

CAREER HIGHS (LAST TIME)			
GOALS	1 (17x), 3/11/14 at CAR	**SHOTS**	6, 4/4/13 vs. CBJ
ASSISTS	2 (8x), 3/14/14 at WPG	**GOAL STREAK**	N/A
POINTS	2 (10x), 3/14/14 at WPG (2A)	**ASSIST STREAK**	2 (7x), 4/19/13 – 4/23/13 (2)
PIM	7 (2x), 2/3/11 at PHI	**POINT STREAK**	3 (2x), 4/1/13 – 4/4/13 (1G-2A)

SCORING VS. NHL

TEAM	GP	G	A	PTS
ANA	19	0	6	6
ARI	21	0	2	2
BOS	7	0	1	1
BUF	4	0	0	0
CGY	22	1	7	8
CAR	9	1	1	2
CHI	34	3	8	11
COL	20	0	6	6
CBJ	31	2	6	8
DAL	21	2	0	2
DET	30	2	3	5
EDM	21	1	4	5
FLA	9	0	1	1
LAK	19	0	4	4
MIN	21	0	4	4
MTL	7	0	3	3
NSH	0	0	0	0
NJD	8	0	1	1
NYI	8	0	0	0
NYR	6	0	1	1
OTT	7	0	1	1
PHI	8	0	2	2
PIT	6	0	1	1
SJS	20	1	2	3
STL	29	4	0	4
TBL	4	0	0	0
TOR	7	0	0	0
VAN	19	0	2	2
WSH	5	0	0	0
WPG	11	0	5	5
TOTALS	**433**	**17**	**71**	**88**

NHL FIRSTS	
GAME	12/3/05 vs. PHI
GOAL	1/26/07 at CHI
ASSIST	10/25/07 vs. ATL

MICHAEL KOSTKA

4

DEFENSEMAN

HEIGHT **6'1"** WEIGHT **210** SHOOTS **RIGHT** BORN **NOV 28, 1985** BIRTHPLACE **ETOBICOKE, ON**

CAREER HIGHLIGHTS: 2013-14: Split the season between Chicago and Tampa Bay ... Established career-highs in goals (four), points (11), and plus/minus rating (plus-10), and tied a career-high in shots on goal (49) ... Posted a plus or even rating in 24 of 28 games he played ... Tallied his first career NHL goal on Oct. 19 vs. TOR ... Recorded the first multi-point game of his career by tallying two points (one goal, one assist) on Dec. 10 at DAL ... Made his debut with Tampa Bay on Mar. 1 at DAL and registered his first point as a member of the Lightning with an assist on Mar. 2 at COL ... Recorded two assists and posted a plus-two rating in three playoff games ... Led the team in plus/minus rating, tied for the team lead in assists, and tied for fourth on the team in points (two) and blocked shots (four) in the playoffs ... Recorded his first career NHL playoff point with an assist in Game 1 of the Atlantic Division Semifinals vs. MTL on Apr. 16. **2012-13:** Established career-highs in games played (35), assists (eight), power play assists (five), power play points (five), and shots on goal (49) ... Ranked third among Toronto defensemen in power play assists and power play points ... Registered his first career NHL point with an assist in his NHL debut on Jan. 19 at MTL ... Posted a career-high, three-game assist/point streak in the first three games of his NHL career from Jan. 19 at MTL to Jan. 23 at PIT (three assists over the span) ... Made his NHL playoff debut in Game 1 of the Eastern Conference Quarterfinals at BOS on May 1.

AHL CAREER: 2013-14: Recorded one assist and posted a plus-three rating in two games with Rockford. **2012-13:** Tied for the team lead in assists (28) and ranked fifth on the team in points (34) ... Registered a point in 20 of 24 games from Nov. 9 at Texas to Jan. 5 vs. Rockford (four goals, 25 assists over the span) ... Tied a single-game career-high with three assists on two occasions – Nov. 13 at Oklahoma City and Jan. 5 vs. Rockford ... Registered two seven-game point streaks – from Nov. 9 at Texas to Nov. 22 at Binghamton (one goal, nine assists) and from Dec. 2 vs. Lake Erie to Dec. 21 vs. San Antonio (two goals, seven assists). **2011-12:** Split the season between San Antonio and Norfolk ... Established an AHL career-high in plus/minus rating (plus-22) ... Made his Norfolk debut on Dec. 3 vs. Adirondack ... Registered six goals and six assists, along with a plus-14 rating in 18 playoff games to help Norfolk win the Calder Cup ... Tied for the AHL lead in plus/minus rating and led all AHL defensemen in goals and points in the playoffs ... Tied for second on the team in goals and tied for fifth on the team in points ... Tallied two goals, including the game-winning goal, in Game 4 of the Calder Cup Finals at Toronto on June 9. **2010-11:** Established AHL career-highs in goals (16), assists (38), points (54), and shots on goal (199) and tied a career-high in games played (80) ... Led all AHL defensemen in goals ... Led Rochester in games played and points, ranked second on the team in assists, and tied for second on the team in goals. **2009-10:** Ranked second among Portland defensemen in assists (25) and points (27) ... Registered a six-game assist/point streak from Mar. 6 at Syracuse to Mar. 16 vs. Lowell (seven assists over the span). **2008-09:** Established an AHL career-high in games played (80) ... Ranked third on Portland in plus/minus rating (plus-eight) and finished second among defensemen on the team in goals (four), assists (26), and points (30) ... Recorded his first career AHL point with an assist on Oct. 18 at Springfield ... Tallied his first career AHL playoff point with a goal on Apr. 24 at Providence. **2007-08:** Made his AHL debut with Rochester on Mar. 26 vs. Manitoba.

COLLEGE CAREER: 2007-08: Established career-highs in goals (nine), points (21), and power play goals (seven) ... Named to Hockey East's Second All-Star Team ... Named to the Hockey East All-Academic Team for the fourth consecutive year ... Led the team in plus/minus rating (plus-nine) and power play goals, tied for third on the team in goals, ranked fifth on the team in points, and ranked sixth on the team in assists. **2006-07:** Established career-highs in games played (39), assists (15), and plus/minus rating (plus-11) ... Tied for third on the team in assists, ranked fourth on the team in plus/minus rating, and ranked second among defensemen on the team in points (18). **2005-06:** Led the team in plus/minus rating (plus-five) ... Ranked third among defensemen on the team in goals (two), assists (six), and points (eight). **2004-05:** Named to the Hockey East All-Academic Team ... Recorded his first career collegiate point with an assist on Oct. 16 vs. Canisius ... Tallied his first career collegiate goal on Dec. 30 vs. Nebraska-Omaha.

BACKGROUND: Lists Cam Neely as his favorite player growing up ... His favorite NHL memory was making his NHL debut on Hockey Night in Canada as a member of the Maple Leafs in a Toronto-Montreal game ... Lists Frank Sinatra as his favorite singer ... Single.

CAREER TRANSACTIONS: March 25, 2008 – Signed by Buffalo as a free agent. **June 30, 2011** – Signed by Florida as a free agent. **December 2, 2011** – Acquired by Tampa Bay along with Evan Oberg in exchange for James Wright and Mike Vernace. **July 1, 2012** – Signed by Toronto as a free agent. **July 19, 2013** – Signed by Chicago as a free agent. **February 23, 2014** – Claimed off waivers by Tampa Bay. **July 1, 2014** – Signed by the Rangers as a free agent.

CAREER STATISTICS

			REGULAR SEASON					PLAYOFFS				
SEASON	TEAM	LEAGUE	GP	G	A	PTS	PIM	GP	G	A	PTS	PIM
2001-02	Ajax	OPJHL	19	1	4	5	8	-	-	-	-	-
2002-03	Ajax	OPJHL	39	4	11	15	32	-	-	-	-	-
2003-04	Aurora	OPJHL	42	9	27	36	4	-	-	-	-	-
2004-05	Massachusetts	Hockey East	32	1	5	6	14	-	-	-	-	-
2005-06	Massachusetts	Hockey East	36	2	6	8	20	-	-	-	-	-
2006-07	Massachusetts	Hockey East	39	3	15	18	20	-	-	-	-	-
2007-08	Massachusetts	Hockey East	36	9	12	21	20	-	-	-	-	-
	Rochester	AHL	1	0	0	0	2	-	-	-	-	-
2008-09	Portland	AHL	80	4	26	30	33	4	1	0	1	6
2009-10	Portland	AHL	76	2	25	27	37	4	0	0	0	0
2010-11	Rochester	AHL	80	16	38	54	46	-	-	-	-	-
2011-12	San Antonio	AHL	18	2	4	6	14	-	-	-	-	-
	Norfolk	AHL	52	7	25	32	43	18	6	6	12	8
2012-13	**Maple Leafs**	**NHL**	**35**	**0**	**8**	**8**	**27**	**1**	**0**	**0**	**0**	**0**
	Toronto	AHL	34	6	28	34	38	-	-	-	-	-
2013-14	**Blackhawks**	**NHL**	**9**	**2**	**1**	**3**	**8**	**-**	**-**	**-**	**-**	**-**
	Lightning	**NHL**	**19**	**2**	**6**	**8**	**0**	**3**	**0**	**2**	**2**	**0**
	NHL TOTALS		**63**	**4**	**15**	**19**	**35**	**4**	**0**	**2**	**2**	**0**

STATISTICAL BREAKDOWN

SEASON	PPG	SHG	GWG	+/-	SH	SH%	TF	F%	H	BS	MIN
2012-13	0	0	0	-7	49	0.0	0.0	0.0	49	66	22:04
2013-14	0	0	1	10	49	8.2	0.0	0.0	26	33	15:26
TOTALS	**0**	**0**	**1**	**3**	**98**	**4.1**	**0.0**	**0.0**	**75**	**99**	**19:07**

CAREER HIGHLIGHTS

CAREER HIGHS (LAST TIME)			
GOALS	1 (4x), 3/15/14 vs. NJD	**SHOTS**	7, 3/6/14 vs. BUF
ASSISTS	2 (2x), 4/10/14 vs. PHI	**GOAL STREAK**	2 (2x), 3/13/14 – 3/15/14 (2)
POINTS	2 (4x), 4/10/14 vs. PHI	**ASSIST STREAK**	3, 1/19/13 – 1/23/13 (3)
PIM	7, 2/9/13 at MTL	**POINT STREAK**	3, 1/19/13 – 1/23/13 (3A)

SCORING VS. NHL

TEAM	GP	G	A	PTS
ANA	0	0	0	0
ARI	1	0	0	0
BOS	4	0	0	0
BUF	5	0	2	2
CGY	0	0	0	0
CAR	3	0	0	0
CHI	0	0	0	0
COL	1	0	2	2
CBJ	1	0	1	1
DAL	2	1	1	2
DET	2	0	0	0
EDM	0	0	0	0
FLA	4	1	0	1
LAK	0	0	0	0
MIN	3	1	1	2
MTL	4	0	1	1
NSH	1	0	0	0
NJD	3	1	1	2
NYI	4	0	1	1
NYR	1	0	0	0
OTT	6	0	2	2
PHI	4	0	2	2
PIT	3	0	1	1
SJS	0	0	0	0
STL	0	0	0	0
TBL	3	0	0	0
TOR	3	1	0	1
VAN	1	0	0	0
WSH	3	0	1	1
WPG	3	0	0	0
TOTALS	**63**	**4**	**15**	**19**

NHL FIRSTS	
GAME	1/19/13 at MTL
GOAL	10/19/13 vs. TOR
ASSIST	1/19/13 at MTL

CAREER SHOOTOUTS

GOALS	SHOTS	SHOT%	GDG
1	2	50.0	0



CHRIS KREIDER

20

LEFT WING

HEIGHT **6'3"** WEIGHT **226** SHOOTS **LEFT** BORN **APR 30, 1991** BIRTHPLACE **BOXFORD, MA**

CAREER HIGHLIGHTS: 2013-14: Ranked fifth among NHL rookies in goals (17), sixth in points (37), ninth in plus/minus rating (plus-14), and tied for second in power play goals (six) ... Led the team in plus/minus rating, ranked third in power play goals, and tied for fifth in goals ... Recorded an assist and led all skaters with a career-high, six hits, while making his season debut on Oct. 24 at PHI ... Registered 15 points (six goals, nine assists) in a 17-game span from Oct. 29 at NYI to Nov. 30 vs. VAN ... Recorded his first career NHL power play goal on Oct. 29 at NYI ... Tallied a single-game career-high, three assists, and posted a plus-two rating on Nov. 2 vs. CAR ... Recorded his first career NHL hat trick, and established single-game career-highs with a plus-three rating and six shots on goal on Nov. 30 vs. VAN; became the first Ranger rookie to record a hat trick since Derek Stepan (Oct. 9, 2010 at BUF) ... Registered a power play assist and was awarded his first career penalty shot on Nov. 19 vs. BOS (save – Rask) ... Tied his single-game career-high by recording three points (one goal, two assists), including his 30th point of the season, on Jan. 21 vs. NYI ... Established playoff career-highs in assists (eight), points (13), power play goals (three), and power play points (five), and tied playoff career-highs in goals (five) and shots on goal (29) ... Led the team in power play goals and shooting percentage (17.2%), tied for third on the team in assists, and tied for fourth in goals, points, and power play points ... Ranked second on the team in points and tied for second in goals and assists after his return to the lineup in Game 4 of the Metropolitan Division Finals vs. PIT on May 7 ... Registered 13 points (five goals, eight assists) in the team's final 14 playoff games ... Tied for the team lead in goals (three) and ranked second on the team in assists (five) and points (eight) in the Eastern Conference Finals against MTL ... Tied a playoff career-high with a three-game point streak from Game 1 at MTL on May 17 to Game 3 vs. MTL on May 22 (two goals, two assists over the span) ... Tallied the game-tying goal at 19:31 of the third period in Game 3 vs. MTL on May 22 ... Registered single-game playoff career-highs with three assists and four points, including three points (one goal, two assists) in the second period in Game 5 at MTL on May 27; became the first Ranger to record three points in one period of a playoff game since Game 3 of the Eastern Conference Quarterfinals vs. ATL on Apr. 17, 2007 (Jaromir Jagr – three assists in the first period) ... Tied for second on the team in assists (two) and points (three) in the Stanley Cup Final against LAK ... Notched a point in three of five Stanley Cup Final games. **2012-13:** Made his NHL regular season debut in the season opener on Jan. 19 at BOS ... Notched his first career NHL regular season point with a goal on Feb. 5 at NJD ... Recorded his first career NHL regular season assist on Feb. 7 vs. NYI ... Tallied a point in consecutive games on Feb. 5 at NJD (goal) and Feb. 7 vs. NYI (assist) ... Registered an assist on the game-winning goal in Game 7 of the Eastern Conference Quarterfinals at WSH on May 13 ... Tallied the game-winning goal in overtime and established a single-game playoff career-high with a plus-two rating in Game 4 of the Eastern Conference Semifinals vs. BOS on May 23. **2011-12:** Established an NHL record for most playoff goals (five) and points (seven) by a player before skating in a regular season game ... Tied for first among NHL rookies in goals and power play goals (two), tied for second in game-winning goals (two) and power play points (two), and ranked fourth in points during the playoffs ... Tied for first on the team in power play goals, tied for third on the team in goals, and tied for second in game-winning goals ... Logged 11:11 of ice time while making his NHL debut in Game 3 of the Eastern Conference Quarterfinals at OTT on Apr. 16; became the first Rangers player to make his NHL debut in the playoffs since Lauri Korpikoski in 2008 ... Became the first player to win an NCAA title and make his NHL debut in that year's playoffs since 1990 (John Byce – University of Wisconsin; Boston Bruins) ... Tallied his first career professional point with the game-winning goal in Game 6 at OTT on Apr. 23 ... Notched his first career goal at Madison Square Garden with the game-winner, and added his first professional assist in Game 1 of the Eastern Conference Semifinals vs. WSH on Apr. 28, becoming the youngest Ranger to record two points in a playoff game since 1996 and the first Blueshirt rookie to register two GWGs in the playoffs since 1981 ... Tied for the series lead in goals (three) and power play goals (two), and third on the Rangers in points (four) during the Eastern Conference Finals against NJD ... Posted a three-game goal/point streak from Game 1 vs. NJD on May 14 to Game 3 at NJD on May 19 (three goals, one assist), including a two-point effort in Game 1 (one goal, one assist).

AHL CAREER: 2013-14: Was tied for first on the Wolf Pack in power play goals (two), third in goals (two), fourth in points (four), and ranked second in shots (16) in six games at the time of his recall ... Tallied a three-game point streak from Oct. 5 vs. Norfolk to Oct. 11 vs. Adirondack (two goals, one assist). **2012-13:** Was tied for sixth on Connecticut in goals (12) and ranked third in power play goals (six) at the time of his recall on Apr. 17 ... Registered a point in six of eight games following his assignment to Connecticut on Feb. 28 (six goals, one assist over the span).

COLLEGE CAREER: 2011-12: Established collegiate career-highs in games played (44), goals (23), assists

(22), points (45), and penalty minutes (66) ... Led Boston College in goals, points and shots (139), tied for first in penalty minutes, and ranked fourth in assists ... Captured his second NCAA Championship in three seasons with Boston College ... Led all skaters with six shots in the National Championship game, a 4-1 victory on Apr. 7 against Ferris State ... Tallied a goal and an assist in a 6-1 win on Apr. 5 over Minnesota in the NCAA National Semifinal game ... Notched both of Boston College's goals in a 2-0 victory on Mar. 24 against Air Force in the NCAA Northeast Regional semifinals ... Helped the Eagles capture their third consecutive Beanpot and Hockey East Tournament titles ... Registered one goal and one assist, along with 14 shots in two Beanpot contests, and recorded four assists and 12 shots in four games during the Hockey East Tournament. **2010-11:** Named MVP of the 2011 Beanpot Tournament ... Tallied two goals and one assist in Boston College's 7-6 overtime victory in the Beanpot Championship vs. Northeastern on Feb. 14. **2009-10:** Led Boston College to its fourth NCAA National Championship, recording a goal in the Championship Game against Wisconsin on Apr. 10 ... Concluded the NCAA tournament with two points (one goal, one assist) ... Named to the Hockey East All-Rookie Team, ranking second among conference freshmen in goals (15) and tied for ninth in points (23) ... Helped the Eagles secure the 2010 Hockey East Championship, tying for second on the team in game-winning goals (three), and ranking fifth in goals and ninth in points on the season ... Captured the 2010 Beanpot Tournament title with Boston College, tying for the team-high with two goals in two contests.

INTERNATIONAL CAREER: 2011: Tied for second on Team USA in goals (two) and fifth in points (three) in seven games at the 2011 World Championship ... Led Team USA to the bronze medal at the 2011 World Junior Championship, leading the United States and finished tied for fifth and first in the tournament, respectively, in goals (four) and power play goals (three), tied for first in points (six) and second in shots (20). **2010:** Registered a goal and an assist, and posted a plus-three rating in six games at the 2010 World Championship ... Helped Team USA capture the gold medal at the 2010 World Junior Championship, tying for the team lead with six goals in seven games ... Tallied a hat trick in a first round matchup on Dec. 29 against Latvia.

PREP SCHOOL CAREER: 2008-09: Ranked sixth among all high school players in point per game average (2.15) ... Led Phillips-Andover Academy (NEPSIHA) and established career-highs in goals (33), assists (23) and points (56) in 26 contests. **2007-08:** Recorded 41 points (26 goals and 15 assists) in 24 games for Phillips-Andover.

BACKGROUND: Became the first hockey player to win a World Junior Championship gold medal, Collegiate Conference Playoff Championship and NCAA Championship in a single season (2009-10) ... Entered the 2009 NHL Entry Draft rated 14th among all North American skaters in the Central Scouting final rankings, and as the highest ranked high school player ... Single.

CAREER TRANSACTIONS: June 26, 2009 - Selected by the Rangers in the first round, 19th overall, of the 2009 NHL Entry Draft.

CAREER STATISTICS

			REGULAR SEASON					PLAYOFFS				
SEASON	TEAM	LEAGUE	GP	G	A	PTS	PIM	GP	G	A	PTS	PIM
2007-08	Andover	NEPSAC	24	26	15	41	-	-	-	-	-	-
2008-09	Andover	NEPSAC	26	33	23	56	10	-	-	-	-	-
2009-10	Boston College	H-EAST	38	15	8	23	26	-	-	-	-	-
	United States	WC	6	1	1	2	0	-	-	-	-	-
	United States	WJC	7	6	1	7	2	-	-	-	-	-
2010-11	Boston College	H-EAST	32	11	13	24	37	-	-	-	-	-
	United States	WC	7	2	1	3	6	-	-	-	-	-
	United States	WJC-A	6	4	2	6	0	-	-	-	-	-
2011-12	Boston College	H-EAST	44	23	22	45	66	-	-	-	-	-
	RANGERS	**NHL**	-	-	-	-	-	**18**	**5**	**2**	**7**	**6**
2012-13	**RANGERS**	**NHL**	**23**	**2**	**1**	**3**	**6**	**8**	**1**	**1**	**2**	**0**
2013-14	**RANGERS**	**NHL**	**66**	**17**	**20**	**37**	**72**	**15**	**5**	**8**	**13**	**14**
	Hartford	AHL	6	2	2	4	16	–	–	–	–	–
	NHL/NYR TOTALS		**89**	**19**	**21**	**40**	**78**	**41**	**11**	**11**	**22**	**20**

STATISTICAL BREAKDOWN

SEASON	PPG	SHG	GWG	+/-	SH	SH%	TF	F%	H	BS	MIN
2012-13	0	0	0	-1	19	10.5	1	0.0	36	6	10:06
2013-14	6	0	0	14	136	12.5	19	42.1	146	18	15:43
TOTALS	**6**	**0**	**0**	**13**	**155**	**12.3**	**20**	**40.0**	**182**	**24**	**14:16**

CAREER STATISTICS

CAREER HIGHLIGHTS

CAREER HIGHS (LAST TIME)			
GOALS	3, 11/30/13 vs. VAN	**SHOTS**	6 (2x), 11/30/13 vs. VAN
ASSISTS	3, 11/2/13 vs. CAR	**GOAL STREAK**	2, 10/29/13 – 10/31/13 (2)
POINTS	3 (3x), 1/21/14 vs. NYI (1G-2A)	**ASSIST STREAK**	2 (2x), 1/10/14 – 1/12/14 (2)
PIM	17, 1/6/14 vs. CBJ	**POINT STREAK**	3 (2x), 12/20/13 – 12/23/13 (1G-2A)

SCORING VS. NHL

TEAM	GP	G	A	PTS
ANA	1	0	0	0
ARI	1	0	0	0
BOS	6	0	2	2
BUF	3	1	0	1
CGY	1	1	0	1
CAR	4	0	3	3
CHI	2	0	0	0
COL	1	0	0	0
CBJ	4	0	1	1
DAL	2	1	1	2
DET	3	2	0	2
EDM	1	0	0	0
FLA	6	0	2	2
LAK	1	0	0	0
MIN	2	1	0	1
MTL	5	0	0	0
NSH	2	0	0	0
NJD	7	2	3	5
NYI	6	2	4	6
NYR	0	0	0	0
OTT	4	0	1	1
PHI	4	3	2	5
PIT	5	0	1	1
SJS	1	0	0	0
STL	1	0	0	0
TBL	4	1	0	1
TOR	3	1	1	2
VAN	1	3	0	3
WSH	4	0	0	0
WPG	4	1	0	1
TOTALS	**89**	**19**	**21**	**40**

CAREER SHOOTOUTS

GOALS	SHOTS	SHOT%	GDG
0	1	0.0	0

CAREER HAT TRICKS (1)

DATE	OPPONENT	GOALTENDER
11/30/13	VAN	Luongo (2), Lack (1)

CAREER PENALTY SHOTS (1)

DATE	OPPONENT	GOALTENDER (RESULT)
11/19/13	BOS	Rask (Save)

MATTHEW LOMBARDI 45

CENTER

HEIGHT **5'11"** WEIGHT **195** SHOOTS **LEFT** BORN **MAR 18, 1982** BIRTHPLACE **MONTREAL, QC**

EUROPEAN CAREER: 2013-14: Led the NLA in assists (30) and points (50), and tied for sixth in the league – and led Genève-Servette – in goals (20) ... Registered three goals and six assists for nine points in 12 playoff games ... Tied for fifth in the league in assists and tied for seventh in points in the playoffs ... Ranked second on the team in assists and points, and tied for fourth on the team in goals ... Registered eight points (four goals, four assists) in three games to help Genève-Servette win the Spengler Cup ... Named to the Spengler Cup All-Star Team ... Led all skaters in the tournament in points, and tied for first among all skaters in goals and assists.

CAREER HIGHLIGHTS: 2012-13: Split the season between Phoenix and Anaheim ... Registered his 100th career NHL goal on Mar. 28 at NSH ... Made his Anaheim debut on Apr. 5 vs. DAL. **2011-12:** Registered the game-winning goal with a shorthanded tally while making his Toronto debut on Oct. 6 vs. MTL ... Recorded two goals, including the game-winning goal, and posted a plus-two rating on Jan. 23 vs. NYI ... Tallied a goal while skating in his 500th career NHL game on Mar. 20 vs. NYI. **2010-11:** Made his Nashville debut on Oct. 9 vs. ANA ... Suffered a season-ending injury on Oct. 13 at CHI. **2009-10:** Established career-highs in assists (34), points (53), average ice time (17:56), power play assists (12), and power play points (16) ... Led Phoenix in power play assists, tied for the team lead in power play points, ranked second in goals (19), assists, and points, finished third in shots on goal (174), tied for fifth in power play goals (four) and game-winning goals (two), and ranked fourth among forwards on the team in average ice time ... Tallied a point in 39 of 78 games, and registered nine multi-point contests ... Recorded a single-game career-high, three assists and posted a plus-two rating on Nov. 27 vs. DAL ... Registered his 200th career NHL point with an assist on Dec. 10 at LAK ... Tallied an assist while skating in his 400th career NHL game on Dec. 23 vs. ANA ... Established single-game career-highs with five points (two goals, three assists) and a plus-five rating, and tallied the game-winning goal on Feb. 8 vs. EDM ... Registered a four-game point streak from Mar. 14 at ATL to Mar. 20 vs. CHI (two goals, two assists over the span) ... Established playoff career-highs in plus/minus rating (plus-two), shots on goal (19), and average ice time (17:36), and tied playoff career-highs in assists (five) and points (six) ... Led the Coyotes in assists and points, ranked second in plus/minus rating, finished third in power play assists (two), tied for third in power play points (two), and ranked fourth in shots on goal ... Tied a playoff career-high with a three-game point streak from Game 1 of the Western Conference Quarterfinals vs. DET on Apr. 14 to Game 3 at DET on Apr. 18 (one goal, four assists over the span) ... Registered single-game playoff career-highs with two assists and two points on two occasions – Game 1 vs. DET on Apr. 14 and Game 3 at DET on Apr. 18. **2008-09:** Split the season between Calgary and Phoenix ... Established a career-high in plus/minus rating (plus-13) ... Tallied an assist while skating in his 300th career NHL game on Oct. 14 vs. COL ... Registered three points (two goals, one assist), including his 100th career NHL assist, tallied the game-winning goal, and posted a plus-three rating on Feb. 14 at PHX ... Made his Phoenix debut on Mar. 5 at BOS ... Recorded a point in nine of his final 12 games (four goals, eight assists over the span) ... Registered a five-game point streak from Mar. 26 vs. EDM to Apr. 2 vs. LAK (two goals, five assists). **2007-08:** Established career-highs in games played (82) and shots on goal (181) ... Was one of four Flames to skate in all 82 games ... Tied for the team lead in shorthanded goals (two) and shorthanded points (three), and tied for third in game-winning goals (four) ... Recorded a point in seven of 12 games in October, and posted two separate three-game point streaks during the month ... Tallied two goals, including the game-winning goal, and posted a plus-two rating on Oct. 12 at DAL ... Tied for third on the team with 16 shots on goal in seven playoff games. **2006-07:** Established career-highs in goals (20), power play goals (five), shorthanded goals (four), shorthanded points (five), and game-winning goals (five) ... Tied for fifth in the NHL in shorthanded goals and shorthanded points ... Led Calgary in shorthanded goals and shorthanded points, ranked fourth in game-winning goals and shots on goal (176), finished fifth in goals, and tied for fifth in power play goals ... Registered a career-high, six-game point streak from Oct. 12 at OTT to Oct. 28 vs. NSH (three goals, five assists over the span) ... Tallied three game-winning goals in a six-game span from Nov. 17 vs. DET to Nov. 28 vs. COL, and four game-winning goals in a 10-game span from Nov. 17 vs. DET to Dec. 9 vs. VAN ... Recorded his 100th career NHL point with an assist on Mar. 25 at CHI ... Tied for fourth on the Flames with two points (one goal, one assist) in six playoff games. **2005-06:** Led Calgary in shorthanded goals (two), tied for second on the team in shorthanded points (two), and won 264 of 499 faceoffs he took (52.9%) ... Registered a point in 12 of 19 games from Dec. 29 vs. MIN to Feb. 8 vs. ANA (four goals, nine assists over the span) ... Tallied an assist on the game-winning goal and posted a plus-one rating while skating in his 100th career NHL game on Jan. 19 vs. MTL ... Recorded two assists in seven playoff games. **2003-04:** Ranked second among NHL rookies in shorthanded goals (two), tied for second in game-winning goals (four), tied for third in shorthanded points (two), and tied for fifth in goals (16) ...

45
RANGERS
BAUER

Ranked third on Calgary in shorthanded goals, fourth in game-winning goals, fifth in goals, and tied for fifth in shorthanded points ... Made his NHL debut on Oct. 9 at VAN ... Registered his first career NHL point with an assist on Oct. 11 vs. SJS ... Tallied his first career NHL goal and recorded his first multi-point game in the NHL with two points (one goal, one assist) on Oct. 21 at MIN ... Registered his first career hat trick with three goals and recorded four points on Nov. 12 at CHI ... Established playoff career-highs in assists (five) and points (six) while helping Calgary advance to the Stanley Cup Final ... Recorded his first career NHL playoff point with an assist in his NHL playoff debut in Game 1 of the Western Conference Quarterfinals at VAN on Apr. 7 ... Registered his first career NHL playoff goal with the game-winning tally in Game 2 at VAN on Apr. 9 ... Posted a playoff career-high, three-game point streak in his first three career playoff games from Game 1 at VAN on Apr. 7 to Game 3 vs. VAN on Apr. 11 (one goal, two assists over the span).

AHL CAREER: 2005-06: Tallied two points (one goal, one assist) in his only AHL appearance of the season on Dec. 14 vs. Milwaukee. **2004-05:** Registered three goals and one assist in nine games with the Lowell Lock Monsters ... Established AHL playoff career-highs in games played (11), assists (three), and points (three) ... Tied for sixth on the team in assists in the playoffs. **2002-03:** Established AHL career-highs in games played (76), goals (25), assists (21), and points (46) ... Ranked second on Saint John in goals, third in games played and points, and tied for third in assists.

JUNIOR CAREER: 2001-02: Established QMJHL career-highs in goals (57), assists (73), and points (130) ... Ranked second in the league in points, tied for second in goals, and finished seventh in assists ... Led Victoriaville in goals and points, ranked second in plus/minus rating (plus-24), and finished third in assists ... Established QMJHL playoff career-highs in games played (22), goals (17), assists (18), points (35), and plus/minus rating (plus-eight) while helping Victoriaville win the President's Cup as QMJHL Champions and advance to the Memorial Cup ... Led the league in goals, ranked second in points, finished third in assists, and tied for eighth in plus/minus rating in the playoffs ... Registered nine points (two goals, seven assists) in six games while helping Victoriaville advance to the Memorial Cup Final ... Named to the CHL Memorial Cup All-Star Team, and received the Ed Chynoweth Award for leading all skaters in points during the Memorial Cup ... Led all skaters in the Memorial Cup in assists and tied for fifth in goals. **2000-01:** Established career-highs in games played (72) and plus/minus rating (plus-28) ... Tied for fourth on Victoriaville in goals (28) and ranked sixth in assists (39) and points (67) ... Tied for fourth in the league – and tied for the team lead – in goals (12) and tied for third on Victoriaville in points (18) in the playoffs. **1999-00:** Registered 44 points (18 goals, 26 assists) in 65 games with Victoriaville ... Tied for fifth on the team in goals ... Appeared in the CHL Top Prospects Game ... Skated in six playoff contests. **1998-99:** Recorded six goals and 10 assists in 47 games with Victoriaville in his rookie season ... Skated in five playoff games.

INTERNATIONAL CAREER: 2009: Registered two goals and two assists for four points, along with a plus-nine rating in nine games to help Team Canada win a silver medal at the 2009 IIHF World Championship ... Ranked second among all skaters in the tournament in plus/minus rating. **2007:** Tallied six goals and six assists for 12 points, along with a plus-four rating in nine games to help Team Canada capture a gold medal at the 2007 IIHF World Championship ... Tied for third among all skaters in goals and tied for fourth among all skaters in points in the tournament.

BACKGROUND: Nickname is Lombo...Most memorable hockey moment came in the 2004 Playoffs against Vancouver when he scored the game-winning goal (his first career NHL playoff goal)...Prior to joining the Rangers, his favorite NHL road city was New York... His favorite jersey number to wear growing up was #66...Favorite T.V. show is Seinfeld...Favorite movie is The Usual Suspects...Favorite band is The Smashing Pumpkins ...Enjoys spending time with his family in the off-season ...Works with numerous charities including the Garth Brooks Teammates for Kids Foundation...Has a Great Dane, "Kenya"...Favorite tech gadget is his laptop ... Married - wife, Joanie; daughters, Rosalie and Mila.

CAREER TRANSACTIONS: June 25, 2000 – Selected by Edmonton in the seventh round, 215th overall, of the 2000 NHL Entry Draft. **June 23, 2002** – Selected by Calgary in the third round, 90th overall, of the 2002 NHL Entry Draft. **March 4, 2009** – Acquired by Phoenix with Brandon Prust and a first round pick in the 2010 NHL Entry Draft (Brandon Gormley) in exchange for Olli Jokinen, and a third round pick in the 2009 NHL Entry Draft (later traded). **July 2, 2010** – Signed by Nashville as a free agent. **July 3, 2011** – Acquired by Toronto with Cody Franson in exchange for Robert Slaney, Brett Lebda, and a fourth round pick in the 2013 NHL Entry Draft (later traded). **January 16, 2013** – Acquired by Phoenix in exchange for a fourth round pick in the 2014 NHL Entry Draft (J.J. Piccinich). **April 3, 2013** – Acquired by Anaheim in exchange for Brandon McMillan. **July 16, 2014** – Signed by the Rangers as a free agent.

CAREER STATISTICS

			REGULAR SEASON					PLAYOFFS				
SEASON	TEAM	LEAGUE	GP	G	A	PTS	PIM	GP	G	A	PTS	PIM
1998-99	Victoriaville	QMJHL	47	6	10	16	8	5	0	0	0	0
1999-00	Victoriaville	QMJHL	65	18	26	44	28	6	0	0	0	6
2000-01	Victoriaville	QMJHL	72	28	39	67	66	13	12	6	18	10
2001-02	Victoriaville	QMJHL	66	57	73	130	70	22	17	18	35	18
	Victoriaville	M-Cup	-	-	-	-	-	6	2	7	9	4
2002-03	St. John	AHL	76	25	21	46	41	-	-	-	-	-
2003-04	**Flames**	**NHL**	**79**	**16**	**13**	**29**	**32**	**13**	**1**	**5**	**6**	**4**
2004-05	Lowell	AHL	9	3	1	4	9	11	0	3	3	16
2005-06	**Flames**	**NHL**	**55**	**6**	**20**	**26**	**48**	**7**	**0**	**2**	**2**	**2**
	Omaha	AHL	1	1	1	2	0	-	-	-	-	0
2006-07	**Flames**	**NHL**	**81**	**20**	**26**	**46**	**48**	**6**	**1**	**1**	**2**	**0**
	Canada	WC-A	9	6	6	12	4	-	-	-	-	0
2007-08	**Flames**	**NHL**	**82**	**14**	**22**	**36**	**67**	**7**	**0**	**0**	**0**	**4**
2008-09	**Flames**	**NHL**	**50**	**9**	**21**	**30**	**30**	**-**	**-**	**-**	**-**	**-**
	Canada	WC-A	9	2	2	4	6	-	-	-	-	-
2009-10	**Coyotes**	**NHL**	**19**	**5**	**11**	**16**	**14**	**7**	**1**	**5**	**6**	**2**
2010-11	**Predators**	**NHL**	**2**	**0**	**0**	**0**	**0**	**-**	**-**	**-**	**-**	**-**
2011-12	**Maple Leafs**	**NHL**	**62**	**8**	**10**	**18**	**10**	**-**	**-**	**-**	**-**	**-**
2012-13	**Coyotes**	**NHL**	**21**	**4**	**4**	**8**	**4**	**-**	**-**	**-**	**-**	**-**
	Ducks	**NHL**	**7**	**0**	**0**	**0**	**4**	**-**	**-**	**-**	**-**	**-**
2013-14	Genève-Servette	NLA	46	20	30	50	54	12	3	6	9	12
	NHL TOTALS		**536**	**101**	**161**	**262**	**293**	**40**	**3**	**13**	**16**	**12**

STATISTICAL BREAKDOWN

SEASON	PPG	SHG	GWG	+/-	SH	SH%	TF	F%	H	BS	MIN
2003-04	3	2	4	4	130	12.3	992	47.9	-	-	14:26
2005-06	1	2	2	-1	72	8.3	499	52.9	30	33	14:09
2006-07	5	4	5	10	176	11.4	965	49.1	51	40	16:22
2007-08	2	2	4	-6	181	7.7	955	47.6	72	53	17:19
2008-09	1	1	2	13	177	7.9	843	52.0	43	38	17:41
2009-10	4	0	2	8	174	10.9	910	49.7	62	27	17:56
2010-11	0	0	0	-1	6	0.0	29	55.2	0	0	14:50
2011-12	0	1	2	-19	101	7.9	306	49.4	58	34	13:34
2012-13	1	0	1	-2	44	9.1	236	44.5	24	14	13:58
TOTALS	**17**	**12**	**22**	**6**	**1061**	**9.5**	**5735**	**49.3**	**340**	**239**	**15:56**

CAREER HIGHLIGHTS

CAREER HIGHS (LAST TIME)			
GOALS	3, 11/12/03 at CHI	**SHOTS**	7 (3x), 1/17/12 vs. OTT
ASSISTS	3 (2x), 2/8/10 vs. EDM	**GOAL STREAK**	2 (14x), 1/21/12 – 1/23/12 (3)
POINTS	5, 2/8/10 vs. EDM (2G-3A)	**ASSIST STREAK**	3 (6x), 12/19/09 – 12/23/09 (4)
PIM	5, 2/9/08 vs. EDM	**POINT STREAK**	6, 10/12/06 – 10/28/06 (3G-5A)

SCORING VS. NHL

TEAM	GP	G	A	PTS
ANA	31	5	14	19
ARI	17	3	7	10
BOS	9	0	5	5
BUF	11	2	1	3
CGY	8	1	1	2
CAR	5	0	1	1
CHI	24	5	6	11
COL	36	6	15	21
CBJ	24	4	7	11
DAL	26	4	11	15
DET	22	4	4	8
EDM	41	14	16	30
FLA	8	0	2	2
LAK	29	6	8	14
MIN	37	3	10	13
MTL	13	5	3	8
NSH	24	7	5	12
NJD	7	1	3	4
NYI	9	3	6	9
NYR	9	2	1	3
OTT	12	1	4	5
PHI	7	1	2	3
PIT	6	0	0	0
SJS	27	5	8	13
STL	24	5	8	13
TBL	8	1	4	5
TOR	5	1	2	3
VAN	42	8	5	13
WSH	7	2	1	3
WPG	8	2	1	3
TOTALS	**536**	**101**	**161**	**262**

NHL FIRSTS	
GAME	10/9/03 at VAN
GOAL	10/21/03 at MIN (Roloson)
ASSIST	10/11/03 vs. SJS

CAREER SHOOTOUTS

GOALS	SHOTS	SHOT%	GDG
2	10	20.0	1

CAREER HAT TRICKS (1)

DATE	OPPONENT	GOALTENDER
11/12/03	at CHI	Leighton (2), Anderson (1)

CAREER PENALTY SHOTS (2)

DATE	OPPONENT	GOALTENDER (RESULT)
3/31/06	COL	Budaj (Goal)
3/20/10	CHI	Niemi (Save)

HENRIK LUNDQVIST 30

GOALTENDER

HEIGHT **6'1"** WEIGHT **195** CATCHES **LEFT** BORN **MAR 2, 1982** BIRTHPLACE **ARE, SWEDEN**

CAREER HIGHLIGHTS: 2013-14: Tied for fourth in the NHL in shutouts (five), tied for seventh in wins (33), and tied for first among goalies in assists (four) ... Registered a 2.36 GAA and a .920 SV%; posted a save percentage of .920 or better for the fifth consecutive season and the sixth time in nine NHL seasons ... Became the Rangers' all-time wins leader by recording his 302nd career victory in an 8-4 win on Mar. 18 at OTT ... Became the Rangers' all-time leader in shutouts by recording his 50th career shutout on Mar. 22 at NJD; became the 27th goalie in NHL history to record 50 career shutouts ... Made 30 or more saves on 19 occasions, posting a 13-4-2 record, along with a 2.14 GAA, a .940 SV%, and two shutouts in those contests ... Made 22 saves to post his first shutout of the season on Oct. 16 at WSH ... Made a season-high, 41 saves and tallied a power play assist on Nov. 21 at DAL; established a single-period career-high with 21 saves in the first period ... Posted a 2-0-0 record with a 2.00 GAA and a .925 SV% in two contests at Yankee Stadium as part of the 2014 Coors Light NHL Stadium Series; became the first goalie to win two outdoor games in one season and three outdoor games in his career ... Has a 3-0-0 record with a 2.00 GAA and a .933 SV% in three career outdoor games ... Posted a personal five-game winning streak on two occasions – from Jan. 26 at NJD to Feb. 7 at PIT (1.77 GAA, .940 SV%) and from Mar. 18 at OTT to Mar. 26 vs. PHI (1.79 GAA, .935 SV%, 1 SO); tied for the third longest winning streak of his career ... Recorded his 300th career NHL win with a 30-save shutout on Mar. 9 vs. DET; became the 29th goalie in NHL history to win 300 games and the 11th to win 300 games with one team; tied Ed Giacomin's franchise record for career shutouts with 49 ... Made 30 saves in a 4-2 win on Mar. 14 at WPG; tied Mike Richter for the franchise record in career wins (301) ... Established playoff career-highs in appearances (25) and wins (13) ... Established a franchise record for playoff appearances is one year ... Ranked second in the NHL in wins, GAA (2.14), and SV% (.927) ... Stopped 26 of 27 shots in Game 7 of the Metropolitan Division Semifinals vs. PHI on Apr. 30; became one of four goalies in NHL history to win four consecutive Game 7s (Patrick Roy, Ed Belfour, Cam Ward) ... Posted a 1.87 GAA and a .940 SV% in the Metropolitan Division Finals against PIT ... Appeared in his 77th career playoff game in Game 3 vs. PIT on May 5; passed Richter for first on the team's all-time playoff appearances list ... Stopped 36 of 37 shots while making his 80th career playoff appearance in Game 6 vs. PIT on May 11; became the 23rd goalie in NHL history to appear in 80 playoff games, and the 18th to do so with one franchise ... Made 35 saves in Game 7 at PIT on May 13; became the first goalie in NHL history to win five consecutive Game 7s, posting a 0.80 GAA and a .973 SV% in the five games ... Registered a playoff career-high, five-game winning streak from Game 5 at PIT on May 9 to Game 2 of the Eastern Conference Finals at MTL on May 19 (1.20 GAA, .964 SV% over the span) ... Made 40 saves to record his 40th career playoff victory in Game 2 at MTL on May 19; became the ninth goalie in NHL history to win 300 career regular season games and 40 career playoff games with one franchise ... Stopped all 18 shots he faced in Game 6 vs. MTL on May 29; passed Richter for first on the Rangers' all-time playoff wins list with his 42nd career playoff victory, and tied Richter for first on the team's all-time playoff shutouts list with his ninth career playoff shutout ... Made at least 40 saves in three of five Stanley Cup Final games against LAK ... Made 40 saves while making his 90th consecutive playoff start in Game 4 vs. LAK on June 11; improved to 8-0 with a 0.99 GAA, a .968 SV%, and 2 SO in his last eight games when facing elimination at MSG ... Became the third goalie in NHL history to start at least 90 consecutive playoff games with one team (Brodeur – NJD; Roy – COL) ... Stopped 48 of 51 shots he faced in Game 5 at LAK on June 13; became the first Rangers goalie to make at least 40 saves in consecutive playoff games and at least 40 saves in four playoff games in one year. **2012-13:** Tied for the NHL lead in wins (24) to become the first Rangers goaltender to lead the league in wins since Mike Richter in 1993-94 (42) ... Tied for fifth in the NHL in SV% (.926) and ranked seventh in the league in GAA (2.05) ... Nominated for the Vezina Trophy as the NHL's top goaltender for the fifth time in his career ... Captured Rangers' MVP honors for the seventh time and the for the seventh consecutive season, both Rangers records ... Allowed two or fewer goals in 16 of his final 20 games of the season, posting a record of 13-5-2 with a 1.78 GAA, .930 SV% and 2 SO over the span, and held opponents to two or fewer goals in 29 games during the season ... Posted 30+ saves in nine games, posting a record of 4-4-1 with a 2.09 GAA and .942 SV% in those contests ... Posted his second shutout of the season, and 45th of his career, on Apr. 27 vs. NJD to pass Ed Giacomin as the franchise leader in career total shutouts (regular season + playoffs) with 51 total shutouts in his career ... Made 34 saves to record his 20th win of the season on Apr. 18 vs. FLA ... Turned aside 29 shots to post his first shutout of the season, 44th of his career, in a 1-0 OT win on Apr. 13 at NYI ... Named the NHL's Third Star for the week ending Apr. 7, posting a 3-0-1 mark with a 1.22 GAA and .962 SV% over the span ... Made a season-high, 48 saves in a 4-1 win on Apr. 6 at CAR ... Made 26 saves in a 2-1 shootout loss on Apr. 5 at PIT, while appearing in his 500th career NHL contest; became the fourth Rangers goalie to appear in 500 games (Richter, Lorne "Gump" Worsley, Giacomin) ... Stopped 26 shots in a 6-1 win on

30
BAUER
BAUER
BAUER

Apr. 3 vs. PIT to record his 268th career win, passing Giacomin for second on the Rangers' all-time goalie wins list ... Posted two, four-game winning streaks – from Feb. 7 vs. NYI to Feb. 17 vs. WSH, and Feb. 28 vs. TBL to Mar. 7 at NYI ... Established a playoff career-high in SV% (.934) ... Tied for second in the league in SV% and ranked sixth in GAA (2.14) in the playoffs ... Posted back-to-back shutouts in Game 6 of the Eastern Conference Quarterfinals vs. WSH on May 12 and Game 7 at WSH on May 13, becoming the first goaltender since Dominik Hasek to record consecutive shutouts in Games 6 and 7 of a playoff series (2002 Western Conference Finals) ... Registered his eighth career playoff shutout with a 35-save performance on in Game 7 at WSH on May 13; passed Dave Kerr for second on the Rangers all-time playoffs shutout list ... Posted a playoff career-high shutout streak of 152:23 from the beginning of Game 6 vs. WSH on May 12 vs. to 12:23 of the second period of Game 1 of the Eastern Conference Semifinals at BOS on May 16 ... Made 37 saves in a 4-3 overtime victory in Game 4 vs. BOS on May 23; passed Giacomin on the Rangers' all-time list in playoff appearances (66) and playoff wins (30) ... Became the 29th goaltender to win 30 playoff games with one franchise ... Posted a .900 or higher SV% in 11 of 12 postseason contests. **2011-12:** Established career-bests in wins (39), GAA (1.97), and SV% (.930) ... Ranked third in the NHL in wins, tied for third in SV% and shutouts (eight), and tied for fourth in GAA ... Captured Rangers' MVP honors for the sixth consecutive year, which established a franchise record, and tied him with Brian Leetch for the most in franchise history ... Held opponents to two or fewer goals in 41 contests ... Made 37 saves to record his career-high, 39th win of the season, in a 5-3 win on Apr. 3 at PHI; His 39 wins rank second all-time on the Rangers' single season wins list ... Became the 45th goaltender in NHL history to record 250 career wins on Mar. 28 at WPG ... Made 26 saves and tallied a PP assist in a 2-1 OT win on Mar. 21 vs. DET ... Made 13 saves to post his 30th win and eighth shutout of the season on Feb. 27 vs. NJD; Became the fourth goalie in NHL history to post 30+ wins in seven or more straight seasons, joining T. Esposito (7 from 1969-76), P. Roy (8 from 1995-2003) and M. Brodeur (12 from 1995-2008), and increased his own NHL record of most 30+ win seasons to begin his career ... Made 42 saves to post his seventh shutout of the season in a 3-0 win on Feb. 14 at BOS ... Posted a career-high shutout streak of 182:33 from 19:11 of the second period on Jan. 21 at BOS to 12:02 of the second period on Feb. 5 vs. PHI ... Posted his sixth shutout of the season, and second in as many starts, stopping 34 shots through regulation/overtime and four of five shootout attempts on Feb. 1 at BUF; passed Kerr for second on the Rangers' all-time shutouts list with 41 career shutouts and marked the first time in his career he posted shutouts in two consecutive appearances ... Stopped nine of 12 shots in the first period while making his third career All-Star appearance on Jan. 29; Also helped Team Alfredsson win the All-Star Skills Competition on Jan. 28 by stopping an event-best, six of seven shootout attempts in the Elimination Shootout ... Made 22 saves to post his fifth shutout of the season and 40th of his career on Jan. 24 vs. WPG; Moved into a tie with Kerr for second place on the Rangers' all-time shutouts list ... Made 27 saves to post his fourth shutout and 20th win of the season on Jan. 17 vs. NSH; became the third Rangers' goalie to post 20+ wins in seven straight seasons (Richter: 1995-02; Giacomin: 1966-74 ... Posted a career-high, seven-game winning streak from Dec. 20 - Jan. 10 (1.13 GAA, .962 SV% and 1 SO over the span) ... Made 34 saves, and stopped the first penalty shot attempt in an NHL Winter Classic game with 0:20 remaining, in a 3-2 win at the 2012 NHL Bridgestone Winter Classic on Jan. 2 at PHI ... Made a career-high 32 consecutive starts from Feb. 11, 2011 at ATL to Oct. 22 at EDM (37 straight including playoffs) ... Stopped all 40 shots he faced for his first win and shutout of the season on Oct. 18 at VAN ... Established playoff career-bests in shutouts (three), and GAA (1.82) ... Tied for the NHL lead in shutouts, ranked second in GAA, third in wins, and fifth in SV%... Registered his sixth career playoff shutout with a 36-save performance in a 3-0 win in Game 3 of the Eastern Conference Finals at NJD on May 19; Passed John Ross Roach for third on the Rangers' all-time playoff shutouts list ... Posted his fifth career playoff shutout with 21 saves while appearing in his 50th career postseason contest in Game 1 vs. NJD on May 14; Passed Kerr for second on the Rangers all-time in total shutouts (48; 43 regular season, five playoff) ... Made 46 saves in a triple overtime victory in Game 3 of the Eastern Conference Semifinals at WSH on May 2 ... Recorded his 20th career playoff victory with 17 saves in Game 1 vs. WSH on Apr. 28 ... Registered a three-game winning streak from Game 6 of the Eastern Conference Quarterfinals at OTT on Apr. 23 to Game 1 vs. WSH on Apr. 28, posting a 1.33 GAA and a .944 SV% over the span ... Passed Kerr for third on the Rangers' all-time playoff wins list (18) with a 25-save effort in Game 6 at OTT on Apr. 23 ... Posted a 39-save effort in a 1-0 win in Game 3 at OTT on Apr. 16; became the third goaltender in NHL history, and second in as many days (Jonathan Quick, LAK), to post 39 or more saves in a 1-0 shutout victory in a non-overtime game. **2010-11:** Established a career-high in shutouts (11) ... Led the NHL in shutouts and road wins (20), ranked fifth in saves (1,813), tied for fifth in appearances (68), tied for sixth in wins (36), ranked seventh in GAA (2.28), and tied for seventh in SV% (.923) ... Captured the Rangers' MVP Award for a franchise record, fifth consecutive year ... Named NHL's Third Star of the Week for the period ending Mar. 27 after posting a 2-0-1 record, 0.32 GAA, a .987 SV% and 2 SO in three games... Posted his career-high, 11th shutout of the season, while appearing in his 400th career NHL game with 26 saves in a 1-0 win at BOS on Mar. 26; moved into a tie for second place in team history for most shutouts in a season ... Registered his 30th win of the season on Mar. 18 vs. MTL, extending his NHL record with six consecutive 30-win seasons to begin his career, and his franchise record with six consecutive 30-win seasons ... Stopped all 24 shots he faced to post his ninth shutout of the season, and the 33rd of his career, on Mar. 6 vs. PHI; passed Roach for third on the Rangers' all-time total shutouts list with 36 career shutouts ... Made 25 saves and stopped two of three shootout attempts in a 4-3 win vs. LAK on Feb. 17 to record his 200th career NHL win and move into a tie for fourth on the team's all-time wins list ... Turned aside the first penalty shot attempt in NHL All-Star Game history at 6:13 of the third period, and stopped 11 of 14 shots in the third while making his second career All-Star Game appearance on Jan. 30 in Carolina ... Stopped 22 shots he faced on Jan. 19 vs. TOR, to record his seventh shutout and pass Roach for third on the Rangers' all-time career regular season shutouts

Children present Lundqvist with the annual Garden of Dreams Foundation Hero Award, which honors an individual's spirit and commitment to the Garden of Dreams Foundation, with active, on-going dedication to children facing obstacles.

AS SPOKESPERSON FOR THE GARDEN OF DREAMS FOUNDATION, HENRIK LUNDQVIST IS COMMITTED TO HELPING THE FOUNDATION FULFILL ITS MISSION TO MAKE DREAMS COME TRUE FOR CHILDREN IN THE AREA FACING OBSTACLES.

Lundqvist jamming with band-mate, John McEnroe, at the annual Rock of Dreams concert, with net proceeds benefitting the Garden of Dreams Foundation.

list (31); also passed Richter for fourth on the Rangers' all-time career shutouts list (34); ... Turned aside 31 shots, posting his sixth shutout of the season and 30th of his career in a 1-0 win vs. VAN on Jan. 13, moving into a tie with Roach for third on the team's all-time regular season shutouts list, and fourth (Richter) on the team's all-time shutouts list (including playoffs) with 33 ... Tied the NHL record for longest assist streak by a goaltender (Tom Barrasso - 1984-85, 1988-89; Ed Belfour - 2001-02) becoming the first Rangers goalie to record an assist in three consecutive games (goalie games played) on Jan. 5 vs. CAR, Jan. 7 at DAL and Jan. 11 vs. MTL ... Turned aside a season-high, 43 shots, including all 20 shots he faced in the second period, in a 3-1 win at NJD on Dec. 29 ... Stopped 40 shots in a 3-0 win on Nov. 26 at FLA, marking his ninth career 40-save effort and first of the season, and his second career 40-save shutout (Jan. 12, 2010 vs. NJD, 45 saves in a 1-0 shootout loss) ... Posted his 25th career shutout, and first of the season, stopping 36 shots in a 2-0 win on Oct. 30 at TOR, passing Richter, Chuck Rayner and Worsley and moving into fourth place on the Rangers' all-time regular season shutouts list ... Made a single-game playoff career-high, 49 saves in Game 4 of the Eastern Conference Quarterfinals vs. WSH on Apr. 20. **2009-10:** Established career-highs in appearances (73) and saves (1,942) ... Tied for second in the NHL in appearances, ranked fourth in saves, fifth in ice time (4,203:49), eighth in GAA (2.38), and tied for seventh in SV% (.921) and 10th in wins (35) ... Captured the Rangers' MVP Award for the fourth consecutive year ... Established a single-season franchise record for appearances by a goalie ... Made 35 saves through regulation/overtime, and stopped all three shots faced in the shootout, to post his 30th win of the season on Mar. 25 at NJD, becoming the only goalie in NHL history to post 30 or more wins in each of his first five NHL seasons, and the first Rangers goaltender in team history to post five straight 30-win seasons ... Established single-game career-highs in saves (50) and shots faced (55), on Mar. 4 vs. PIT ... Made his 300th career NHL appearance on Dec. 30 vs. PHI ... Recorded his 150th career NHL win with a 29-save shutout on Nov. 1 vs. BOS, becoming the fastest goalie to reach the 150-win mark in franchise history (279 games; Richter – 295). **2008-09:** Ranked third in the NHL in saves (1,839), and fourth in wins (38) and appearances (70) ... Held opponents to two or fewer goals in 44 games ... Stopped 38 shots on Mar. 30 vs. NJD to record his 20th career shutout ... Became the first goaltender in NHL history to reach the 30-win mark in each of his first four seasons on Mar. 12 at NSH ... Appeared in his first career NHL All-Star Game on Jan. 25 in Montreal. **2007-08:** Led the NHL in shutouts (10), tied for fourth in wins (37) and ranked sixth in GAA (2.23); became the first Rangers goalie to lead the league in shutouts since 1970-71 (Giacomin – eight) ... Nominated as a finalist for the Vezina Trophy, as the NHL's top goaltender, for the third consecutive season ... Turned aside all 25 shots he faced to record his 10th shutout of the season on Apr. 3 at NYI; became the first Ranger goalie to register at least 10 shutouts in one season since Roach in 1928-29 ... Recorded his 100th career win on Mar. 18 vs. PIT, becoming the fastest Rangers goalie to reach the mark (187 games; 2nd - Richter, 198 games) ... Stopped 26 shots on Mar. 6 at NYI for his 30th win of the season, becoming only the second goalie in NHL history to record three straight 30-win seasons to begin their career at the time (Ron Hextall, 1986-87 to 1988-89); Marked the second time a Rangers goalie posted at least three consecutive 30-win seasons (Giacomin, 1966-67 to 1969-70). **2006-07:** Ranked fifth in the NHL in appearances (70), tied for sixth in the NHL in shutouts (five), ranked eighth in GAA (2.34), tied for eighth in wins (37), and tied for ninth in SV% (.917) ... Tied for fourth in the NHL with eight shootout wins ... Named a finalist for the Vezina Trophy, as the league's top goaltender, for the second consecutive season ... Became the second Ranger goaltender to win at least 30 games in back-to-back seasons on Mar. 17 vs. BOS (Giacomin - 1966-67 to 1969-70); Also joined Giacomin and Richter as the only Ranger goaltenders to win 30 or more games in a season more than once ... Started his 19th consecutive contest on Mar. 1 vs. PIT, the most by a Rangers' goalie since John Davidson started 24 straight games from Feb. 7 to Mar. 27, 1976 ... Ranked third in the NHL in SV% (.924) and fifth in GAA (2.07) in the playoffs ... Made 21 saves to record his first career NHL playoff win in Game 1 of the Eastern Conference Quarterfinals at ATL on Apr. 12 ... Stopped all 21 shots he faced to register his first career NHL playoff shutout in Game 3 vs. ATL on Apr. 17. **2005-06:** Finished fourth in the NHL in SV% (.922), fifth in GAA (2.24), and tied for 11th in wins (30) ... Named a finalist for the Vezina Trophy as the NHL's top goaltender (finished third); became the first NHL rookie to be a Vezina Trophy finalist since 1995 (Jim Carey) ... Named to the NHL's All-Rookie Team ... Posted his 30th win of the season on Mar. 29 at NYI, breaking the Rangers rookie goaltending wins record previously held by Jim Henry (1941-42) and Johnny Bower (1953-54) ... Became the first Ranger rookie to post 20 wins in a season since Richter recorded 21 in 1990-91 on Jan. 22 vs. NJD ... Made 38 saves to record his second shutout of the season on Jan. 7 vs. FLA, becoming the first Rangers rookie to record two shutouts in a single season since Gilles Villemure recorded four in 1970 ... Posted his first career NHL shutout on Oct. 17 vs. FLA; Became the first rookie goaltender to record a shutout for the Rangers since John Vanbiesbrouck on Jan. 2, 1985 ... Recorded his first NHL win on Oct. 13 vs. NJD ... Made his Rangers/NHL debut on Oct. 8 at NJD, posting 24 saves in a 3-2 overtime loss.

EUROPEAN CAREER: 2004-05: Led the SHL in wins (33), GAA (1.79), SV% (.936) and shutouts (six) while capturing the SHL championship with Frolunda ... Established multiple national playoff records, including GAA (1.05), SV% (.962), shutout streak (172:29), and shutouts (six) ... Captured Sweden's Best Player Award and the league's MVP. **2003-04:** Voted to the Swedish Media All-Star Team for the second consecutive season. **2002-03:** Ranked first in the league in shutouts and GAA ... Captured the SHL championship. **2001-02:** Made his SHL debut.

INTERNATIONAL CAREER: 2014: Posted a 5-1-0 record, a 1.50 GAA, a .943 SV%, and 2 SO in six games while helping Sweden capture a silver medal at the 2014 Winter Olympics in Sochi, Russia ... His 12 wins rank second all-time in Olympic competition (Vladislav Tretiak – 17). **2010:** Made his second career Olympic appearance, representing Sweden at the 2010 Winter Olympic Games ... Led all tournament goaltenders in GAA (1.34) and shutouts (two), and ranked fourth in SV% (.927). **2008:** Posted a 3-2-0 record, along with

a 2.97 GAA and a .911 SV% in five games while representing Sweden at the 2008 IIHF World Championship. **2006:** Captured a Gold Medal with Team Sweden at the 2006 Winter Olympics, posting a 5-1-0 record, along with a 2.33 GAA. **2005:** Appeared in nine games for Sweden at the 2005 World Championship, posting a 6-3-0 record, along with a 2.35 GAA. **2004:** Captured a silver medal with Sweden at the 2004 World Championship, finishing third in the tournament in GAA (1.64) and saves (160), fourth in shutouts (one) and sixth in SV%(.924). **2003:** Represented Sweden at the 2003 World Championship. **2002:** Ranked second overall in minutes played (259:15), fourth in GAA (2.15), and fifth in SV% (.906) with Sweden at the 2002 World Junior Championship. **2001:** Represented Sweden at the 2001 World Junior Championship. **2000:** Represented Sweden at the 2000 U-18 World Junior Championship.

BACKGROUND: Became the official spokesperson for the Garden of Dreams Foundation in Jan. 2009 ... He conceived and created the Crown Collection, a collection of apparel he designed with a percentage of proceeds benefitting the Garden of Dreams Foundation ... Recipient of the 2012 Garden of Dreams Hero Award, an award established in 2009 to annually honor a person or organization who embodies the spirit and commitment of the Garden of Dreams Foundation, with active, on-going dedication to children facing obstacles ... He teamed up with tennis great John McEnroe to create Rock of Dreams, a fundraiser featuring their band "Noise Upstairs" at the Canal Room in New York City, to raise over $60,000 for charity, including $48,000 for the Garden of Dreams Foundation ... Auctioned off the customized mask he created for the Winter Classic following the Rangers' victory, raising over $37,000 for the Garden of Dreams ... Was the first hockey player to be featured on HBO's award winning series, "Real Sports with Bryant Gumbel." ... Named to Vanity Fair's 2013 International Best Dressed List ... Appeared in the "Ice Cold Killers" fashion feature in the Nov. 2012 issue of Esquire Magazine ... Named one of the most stylist New Yorkers by US Weekly Magazine ... Was awarded "Most Stylish Athlete" at the 2012 Style Awards during Mercedes Benz Fashion Week ... Made a guest appearance, along with fellow teammates, on the Sept. 30, 2009 episode of Late Show with David Letterman to present the Top 10 list ... Named to Page Six Magazine's "Best-Dressed of NYC Fashion Week" list (Sept. 2008) ... Inducted into Grey Line New York's "Ride of Fame" on Aug. 31, 2010, joining the ranks of Donald Trump, Rachel Ray and Whoopi Goldberg, as a personalized bus was unveiled featuring his likeness ... Featured in spread of 2010 Vogue magazine's celebrated September issue ... Named to People Magazine's "100 Most Beautiful People" list in 2006 ... Opened Tiny's Restaurant in Tribeca with Sean Avery in April of 2011 ... Twin brother Joel, was drafted by Dallas in the third round of the 2000 NHL Entry Draft, and they have played against each other three times in the NHL ... Is a fan of Bruce Springsteen, the Foo Fighters and Slash from Guns 'N Roses ... Played guitar with a band in Frolunda ... Also enjoys golf and soccer ... Nickname is Hank ... Married – wife, Therese; daughter, Charlise.

CAREER TRANSACTIONS: June 25, 2000 – Selected by the Rangers in the seventh round , 205th overall, of the 2000 NHL Entry draft.

CAREER STATISTICS

REGULAR SEASON

SEASON	TEAM	LEAGUE	GP	W	L	T	OT	SO	GA	SA	SV%	GAA	MIN	A	PIM
1998-99	Frolunda Jr.	SWE-JR.	35	-	-	-	-	0	95	-	-	2.73	2,100	-	-
1999-00	Frolunda Jr.	SWE-JR.	30	-	-	-	-	0	73	-	-	2.54	1,726	-	-
2000-01	Frolunda Jr.	SWE-JR.	19	-	-	-	-	2	50	-	-	2.64	1,140	-	-
	Molndal	SWE-2	7	-	-	-	-	0	29	-	-	4.22	420	-	-
	Frolunda	SHL	4	-	-	-	-	0	11	-	-	3.47	190	-	-
	Sweden	WJC	7	3	4	0	-	0	13	-	-	1.86	419	-	-
2001-02	Frolunda	SHL	20	-	-	-	-	2	52	-	-	2.71	1,152	-	-
	Frolunda Jr.	SWE-JR.	1	1	0	0	-	0	4	-	-	4.00	60	-	-
	Sweden	WJC	7	3	2	2	-	1	15	-	-	2.15	419	-	-
2002-03	Frolunda	SHL	28	-	-	-	-	6	40	-	-	1.45	1,650	-	-
	Frolunda Jr.	SWE-JR.	1	1	0	0	-	0	4	-	-	4.00	60	-	-
	Sweden	WC	-	-	-	-	-	-	-	-	-	-	-	-	-
2003-04	Frolunda	SHL	48	-	-	-	-	7	105	-	-	2.17	2,897	-	-
	Sweden	WC	8	5	2	1	-	1	13	-	-	1.64	476	-	-
2004-05	Sweden	W-CUP	-	-	-	-	-	-	-	-	-	-	-	-	-
	Frolunda	SHL	44	33	8	3	-	6	79	-	-	1.79	2,642	-	-
	Sweden	WC	9	6	3	0	-	1	20	188	-	2.35	510	-	-
2005-06	**RANGERS**	**NHL**	**53**	**30**	**12**	**-**	**9**	**2**	**116**	**1,485**	**.922**	**2.24**	**3,112**	**2**	**0**
	Sweden	OLYMPICS	6	5	1	0	-	0	14	-	-	2.33	360	-	-
2006-07	**RANGERS**	**NHL**	**70**	**37**	**22**	**-**	**8**	**5**	**160**	**1,927**	**.917**	**2.34**	**4,109**	**0**	**0**
2007-08	**RANGERS**	**NHL**	**72**	**37**	**24**	**-**	**10**	**10**	**160**	**1,823**	**.912**	**2.23**	**4,305**	**0**	**2**
	Sweden	WC	5	3	2	0	-	0	14	157	-	2.97	-	-	-
2008-09	**RANGERS**	**NHL**	**70**	**38**	**25**	**-**	**7**	**3**	**168**	**2,007**	**.916**	**2.43**	**4,153**	**2**	**0**
2009-10	**RANGERS**	**NHL**	**73**	**35**	**27**	**-**	**10**	**4**	**167**	**2,109**	**.921**	**2.38**	**4,204**	**1**	**0**
	Sweden	OLYMPICS	3	2	1	0	-	2	4	55	.927	1.34	179	-	-
2010-11	**RANGERS**	**NHL**	**68**	**36**	**27**	**-**	**5**	**11**	**152**	**1,965**	**.923**	**2.28**	**4,007**	**4**	**6**
2011-12	**RANGERS**	**NHL**	**62**	**39**	**18**	**-**	**5**	**8**	**123**	**1,753**	**.930**	**1.97**	**3,754**	**2**	**4**
2012-13	**RANGERS**	**NHL**	**43**	**24**	**16**	**-**	**3**	**2**	**88**	**1,190**	**.926**	**2.05**	**2,575**	**1**	**0**
2013-14	**RANGERS**	**NHL**	**63**	**33**	**24**	**–**	**5**	**5**	**144**	**1,810**	**.920**	**2.36**	**3,655**	**4**	**0**
	Sweden	OLYMPICS	6	5	1	0	-	2	9	159	.943	1.50	360	0	0
	NHL / NYR TOTALS		**574**	**309**	**195**	**-**	**62**	**50**	**1,278**	**16,069**	**.920**	**2.26**	**33,874**	**16**	**12**

PLAYOFFS

SEASON	TEAM	LEAGUE	GP	W	L	SO	GA	SA	SV%	GAA	MIN
1999-00	Frolunda Jr.	SWE-JR.	5	4	1	2	7	-	-	1.40	300
2001-02	Frolunda	SHL	8	8	0	2	18	-	-	2.21	49
2002-03	Frolunda	SHL	12	-	-	2	26	-	-	2.11	739
2003-04	Frolunda	SHL	10	-	-	0	20	-	-	1.97	610
2004-05	Frolunda	SHL	14	12	2	6	15	-	-	1.05	854
2005-06	**RANGERS**	**NHL**	**3**	**0**	**3**	**0**	**13**	**79**	**.835**	**4.41**	**177**
2006-07	**RANGERS**	**NHL**	**10**	**6**	**4**	**1**	**22**	**291**	**.924**	**2.07**	**637**
2007-08	**RANGERS**	**NHL**	**10**	**5**	**5**	**1**	**26**	**287**	**.909**	**2.57**	**608**
2008-09	**RANGERS**	**NHL**	**7**	**3**	**4**	**1**	**19**	**207**	**.908**	**3.00**	**380**
2010-11	**RANGERS**	**NHL**	**5**	**1**	**4**	**0**	**13**	**156**	**.917**	**2.25**	**346**
2011-12	**RANGERS**	**NHL**	**20**	**10**	**10**	**3**	**38**	**554**	**.931**	**1.82**	**1,251**
2012-13	**RANGERS**	**NHL**	**12**	**5**	**7**	**2**	**27**	**411**	**.934**	**2.14**	**756**
2013-14	**RANGERS**	**NHL**	**25**	**13**	**11**	**1**	**54**	**737**	**.927**	**2.14**	**1,516**
	NHL / NYR TOTALS		**92**	**43**	**48**	**9**	**212**	**2,722**	**.922**	**2.24**	**5,671**

RECORD VS. NHL

TEAM	GP	W	L	T	OT	SO	GA	GAA	SV%
ANA	8	3	4	0	1	0	22	2.70	.902
ARI	6	5	1	0	0	0	14	2.29	.916
BOS	33	21	10	0	2	6	62	1.85	.937
BUF	27	15	10	0	2	2	58	2.23	.922
CGY	6	3	3	0	0	0	18	2.93	.878
CAR	27	17	9	0	1	1	60	2.19	.923
CHI	8	5	1	0	2	0	16	1.98	.934
COL	7	2	3	0	2	0	16	2.43	.918
CBJ	8	4	3	0	1	0	20	2.77	.902
DAL	8	5	3	0	0	0	16	1.99	.934
DET	7	3	3	0	1	2	16	2.28	.931
EDM	4	1	1	0	2	0	10	2.53	.909
FLA	28	18	9	0	1	5	49	1.76	.939
LAK	8	3	4	0	1	0	20	2.47	.916
MIN	6	3	3	0	0	0	16	2.76	.883
MTL	27	13	11	0	2	0	74	2.84	.897
NSH	7	4	3	0	0	1	12	1.71	.939
NJD	50	30	14	0	6	8	93	1.87	.932
NYI	47	29	12	0	5	5	95	2.07	.925
NYR	-	-	-	-	-	-	-	-	-
OTT	31	12	15	0	3	1	66	2.17	.929
PHI	45	27	13	0	3	4	107	2.49	.916
PIT	51	25	19	0	7	2	126	2.46	.913
SJS	6	2	3	0	0	0	13	2.66	.919
STL	5	0	4	0	0	0	12	2.81	.905
TBL	32	17	9	0	6	2	69	2.19	.922
TOR	24	12	7	0	5	2	63	2.66	.905
VAN	6	3	3	0	0	2	12	2.22	.934
WSH	27	16	8	0	3	4	69	2.55	.908
WPG	25	11	7	0	6	2	54	2.18	.918
TOTALS	**574**	**309**	**195**	**0**	**62**	**50**	**1278**	**2.26**	**.920**

CAREER STATISTICS

CAREER HIGHLIGHTS

CAREER HIGHS (LAST TIME)	
SHOTS FACED	55, 3/4/10 vs. PIT
WIN STREAK	7 (2x), 12/20/11 – 1/10/12
SHUTOUT STREAK	182:37, 1/21/12 – 2/5/12
POINT STREAK	10, 3/16/07 – 4/5/07 (8-0-2)

NHL FIRSTS	
GAME	10/8/05 at NJD (2-3, OT)
WIN	10/13/05 vs. NJD
SHUTOUT	10/17/05 vs. FLA (4-0)

NHL AWARDS

Vezina Trophy, 2011-12

CAREER SHOOTOUTS

W	L	SA	GA	SV%
48	33	310	76	.755

40 OR MORE SAVE GAMES (9-0-5)

DATE	OPPONENT	RESULT	SAVES
12/14/06	at DAL	5-2	43
3/24/07	at BOS	2-1 (SO)	40
10/18/08	at DET	4-5 (OT)	40
2/13/09	at FLA	1-2 (SO)	42
1/12/10	NJD	0-1 (SO)	45
2/6/10	NJD	3-1	41
3/4/10	PIT	4-5 (OT)	50
4/11/10	at PHI	1-2 (SO)	46
11/26/10	at FLA	3-0	40
12/29/10	at NJD	3-1	43
10/18/11	at VAN	4-0	40
2/14/12	at BOS	3-0	42
4/6/13	at CAR	4-1	48
11/21/13	at DAL	3-2	41

CAREER PENALTY SHOTS(14)

DATE	OPPONENT	PLAYER (RESULT)
11/25/06	at PIT	Jordan Staal (Save)
12/7/06	PIT	Nils Ekman (Goal)
1/20/07	ATL	Marian Hossa (Save)
10/23/07	at PIT	Jordan Staal (Save)
10/29/07	TBL	Vincent Lecavalier (Goal)
2/3/08	at MTL	Sergei Kostitsyn (Goal)
1/18/09	at PIT	Sidney Crosby (Save)
1/9/10	at BOS	Marco Sturm (Save)
3/21/10	at BOS	Daniel Paille (Save)
1/2/12	at PHI	Danny Briere (Save)
12/8/13	WSH	Mikhail Grabovski (Goal)
12/20/13	NYI	Cal Clutterbuck (Goal)
3/5/14	TOR	Tyler Bozak (Goal)
3/7/14	at CAR	Jeff Skinner (Goal)

ALL STAR GAME STATISTICS

SEASON	TEAM	MINS	GA
2008-09	Eastern Conference	20:00	6
2010-11	Team Staal	18:36	3
2011-12	Team Alfredsson	19:49	3

CAREER SHUTOUTS (50)

DATE	OPPONENT	SCORE	SAVES
10/17/05	FLA	4-0	23
1/7/06	FLA	4-0	38
11/21/06	CAR	4-0	34
2/9/07	TBL	5-0	29
2/27/07	MTL	4-0	19
3/17/07	BOS	7-0	30
3/21/07	PHI	5-0	17
10/20/07	at BOS	0-1	19
10/25/07	NJD	2-0	22
11/1/07	WSH	2-0	31
11/5/07	PHI	2-0	30
12/9/07	NJD	1-0	17
12/18/07	PIT	4-0	18
1/22/08	ATL	4-0	14
2/24/08	FLA	5-0	23
3/9/08	BOS	1-0	29
4/3/08	at NYI	3-0	25
1/5/09	PIT	4-0	27
1/10/09	at OTT	2-0	33
3/30/09	NJD	3-0	38
11/1/09	BOS	1-0	29
1/12/10	NJD	0-1	45
3/24/10	NYI	5-0	27
4/2/10	at TBL	5-0	30
10/30/10	at TOR	2-0	36
11/5/10	at NJD	3-0	33
11/26/10	FLA	3-0	40
12/03/10	NYI	2-0	17
12/12/10	WSH	7-0	31
1/13/11	VAN	1-0	31
1/19/11	TOR	7-0	22
2/25/11	WSH	6-0	35
3/6/11	PHI	7-0	24
3/22/11	FLA	1-0	22
3/26/11	at BOS	1-0	26
10/18/11	at VAN	4-0	40
11/26/11	PHI	2-0	29
12/26/11	NYI	3-0	28
1/17/12	NSH	3-0	27
1/24/12	WPG	3-0	22
2/1/12	at BUF	1-0	34
2/14/12	at BOS	3-0	42
2/27/12	NJD	2-0	13
4/13/13	at NYI	1-0	29
4/27/13	NJD	4-0	20
10/16/13	at WSH	2-0	22
10/31/13	BUF	2-0	29
1/16/14	DET	1-0	38
3/9/14	DET	3-0	30
*3/22/14	at NJD	2-0	21

*Became the Rangers' all-time leader in shutouts

RYAN MALONE 24

LEFT WING

HEIGHT **6'4"** WEIGHT **224** SHOOTS **LEFT** BORN **DEC 1, 1979** BIRTHPLACE **PITTSBURGH, PA**

CAREER HIGHLIGHTS: 2013-14: Ranked seventh on Tampa Bay in hits (75) and finished seventh among forwards on the team in blocked shots (26) ... The Lightning posted a 9-2-0 record when he recorded a point ... Registered two points (one goal, one assist), including the game's opening goal 19 seconds into the contest, and posted a plus-three rating on Oct. 15 vs. LAK ... Tallied a goal and posted a plus-one rating while skating in his 600th career NHL game on Nov. 9 at DET ... Recorded two goals on Jan. 11 at PHI. **2012-13:** Tied for fifth on Tampa Bay in power play goals (two) ... Registered two goals, including the game-winning goal, and posted a plus-two rating on Jan. 25 vs. OTT. **2011-12:** Established career-highs in assists (28) and power play assists (10) ... Ranked second on Tampa Bay in hits (142), tied for third in power play goals (five), ranked fourth in assists, power play assists, and power play points (15), finished fifth in goals (20), points (48), and shots on goal (144), tied for fifth in game-winning goals (two), finished fourth among forwards on the team in average ice time (17:41), and ranked fifth among forwards on the team in blocked shots (36) ... Reached the 20-goal and 40-point marks for the fourth time in five seasons, and the sixth time in his career ... Tallied his 300th career NHL point with a goal in the season opener on Oct. 7 at CAR ... Skated in his 500th career NHL game on Oct. 22 vs. BUF ... Tied a single-game career-high with three assists on Dec. 31 vs. CAR; tallied three assists in one period for the first time in his career ... Registered a seven-game point streak from Feb. 28 vs. MTL to Mar. 13 vs. BOS (three goals, four assists over the span) ... Tallied six goals in a four-game span from Mar. 26 at PHI to Mar. 31 vs. WPG, including his fourth career NHL hat trick on Mar. 29 at NJD. **2010-11:** Established a career-high in power play points (18) ... Ranked third on Tampa Bay in power play goals (nine) and hits (125), and finished fifth in assists (24) and power play points ... Registered a point in 31 of 54 contests and recorded six multi-point games ... Tallied three points (one goal, two assists), including the game-winning goal in overtime, on Oct. 13 at MTL ... Recorded a point in 17 of 21 games from Nov. 17 at NYI to Dec. 30 vs. MTL (eight goals, 13 assists over the span), including a seven-game point streak from Nov. 27 vs. FLA to Dec. 11 at VAN (four goals, six assists during the streak) ... Registered a three-game goal streak on two occasions – from Dec. 4 vs. COL to Dec. 10 vs. EDM (three goals over the span) and from Apr. 2 at MIN to Apr. 8 vs. FLA ... Tied for the team lead in hits (43) in the playoffs ... Recorded two points (one goal, one assist) and posted a plus-one rating in Game 6 of the Eastern Conference Quarterfinals vs. PIT on Apr. 25 ... Registered a three-game point streak from Game 2 of the Eastern Conference Semifinals at WSH on May 1 to Game 4 vs. WSH on May 4 (two goals, one assist over the span), and tallied a goal in consecutive playoff games for the first time in his career in Game 3 vs. WSH on May 3 and Game 4 vs. WSH on May 4 ... Recorded the game-winning goal in Game 3 vs. WSH on May 3. **2009-10:** Established career-highs in game-winning goals (seven), shots on goal (172), and hits (178) ... Tied for fourth in the NHL in game-winning goals ... Led Tampa Bay in hits for the second consecutive season, tied for the team lead in game-winning goals, tied for second in power play goals (seven), ranked fourth in points (47) and shots on goal, fifth in goals (21) and power play points (15), and fourth among forwards on the team in average ice time (18:45) ... Reached the 20-goal and 40-point plateaus for the third consecutive season, and the for the fifth time in the first six seasons of his career ... Tallied his third career NHL hat trick, recorded the game-winning goal, and posted a plus-three rating on Oct. 10 vs. CAR ... Registered the game-winning goal in consecutive contests for the first time in his career on Oct. 10 vs. CAR to Oct. 12 vs. FLA ... Recorded a five-game point streak from Nov. 7 at MTL to Nov. 19 at ANA (four goals, five assists, plus-five rating over the span) ... Skated in his 400th career NHL game on Dec. 11 at COL ... Tallied two assists and tied a single-game career-high with a plus-four rating on Dec. 18 at STL ... Tied a single-game career-high with four points (two goals, two assists) and registered the game-winning goal on Dec. 21 at NYI. **2008-09:** Established a career-high, and led the NHL, in shooting percentage (21.0%) ... Ranked second on Tampa Bay in hits (173), tied for second on Tampa Bay in game-winning goals (three), ranked third in goals (26), tied for third in power play goals (seven), finished fourth in points (45), fifth in shots on goal (124), and third among forwards on the team in average ice time (17:45) ... Reached the 20-goal and 40-point marks for the second consecutive season and the fourth time in five seasons in his career ... Skated in his 300th career NHL game while making his Lightning debut on Oct. 4 vs. NYR ... Recorded his first point as a member of the Lightning with a goal on Oct. 16 vs. NYI ... Registered a five-game point streak from Oct. 21 vs. NSH to Nov. 29 at COL (four goals, four assists over the span), including a four-game goal streak from Nov. 23 vs. NJD to Nov. 29 at COL ... Tied single-game career-highs with three assists, four points, and a plus-four rating, and tallied the game-winning goal on Dec. 27 vs. FLA ... Registered his 100th career NHL goal on Jan. 17 vs. FLA ... Tallied his 200th career NHL point with a goal on Feb. 14 vs. WSH ... Recorded his 100th career NHL assist on Mar. 27 at WSH. **2007-08:** Established career-highs in goals (27), points (51), plus/minus rating (plus-14), power play goals (11), average ice time (19:04), and penalty minutes (103) ... Led Pittsburgh in game-winning goals (six) and shorthanded points (three), tied for the team lead in shorthanded goals (two), ranked second in hits (138),

third in goals, plus/minus rating, power play goals, and penalty minutes, fifth in points, and finished sixth on the team – and third among Pittsburgh forwards – in ice time ... Was one of three players to register at least 25 goals, 50 points, and 100 penalty minutes (Corey Perry and Brenden Morrow) ... Recorded 14 multi-point games, and five multi-goal contests ... Registered a point in 12 of 15 games from Jan. 21 vs. WSH to Feb. 23 vs. OTT (10 goals, 10 assists over the span), including a career-high, four-game goal streak from Feb. 2 vs. CAR to Feb. 9 vs. LAK (four goals, one assist during the streak) ... Posted three consecutive multi-point contests from Feb. 17 at BUF to Feb. 21 at MTL (three goals, three assists) ... Established playoff career-highs in games played (20), goals (six), assists (10), points (16), plus/minus rating (plus-four), power play goals (three), game-winning goals (two), shots on goal (43), average ice time (18:42), and hits (79) while helping Pittsburgh advance to the Stanley Cup Final ... Tied for seventh in the NHL in game-winning goals, tied for eighth in points, tied for ninth in power play goals, and tied for 10th in goals and assists in the playoffs ... Ranked second on Pittsburgh in hits, tied for second in game-winning goals, ranked third in power play goals, tied for third in goals, ranked fourth in points and shots on goal, fifth in assists and power play points (seven), and ranked fourth among forwards on the team in average ice time (18:42) ... Recorded his first career NHL playoff point with an assist and established a single-game playoff career-high with a plus-two rating in Game 1 of the Eastern Conference Quarterfinals vs. OTT on Apr. 9 ... Registered single-game playoff career-highs with two goals and three points, including his first career NHL playoff goal and his first career game-winning goal in the playoffs in Game 2 vs. OTT on Apr. 11; tallied two goals in a span of 55 seconds, and recorded the game-winning goal with 1:02 remaining in regulation ... Tallied a playoff career-high, four-game point streak from Game 5 of the Eastern Conference Semifinals vs. NYR on May 4 to Game 3 of the Eastern Conference Finals at PHI on May 13 (one goal, three assists over the span) ... Tied single-game playoff career-highs with two goals and three points, and led all skaters with a single-game playoff career-high, seven shots on goal in Game 5 vs. PHI on May 18. **2006-07:** Was one of only 13 players to have at least two hat tricks during the season ... Ranked fifth on Pittsburgh in short-handed points (two) and hits (87) ... Recorded an assist and established a single-game career-high with 19 penalty minutes on two occasions – Oct. 21 vs. CBJ and Jan. 16 vs. NYI ... Established single-game career-highs with three assists and four points, and posted a plus-three rating on Dec. 13 vs. PHI ... Tallied his first career NHL hat trick and posted a single-game career-high, plus-four rating on Dec. 15 vs. NYI ... Recorded a five-game point streak from Jan. 16 vs. NYI to Jan. 27 at PHX (three goals, three assists over the span) ... Registered his second career NHL hat trick on Feb. 19 at NYI ... Skated in his 200th career NHL game on Feb. 22 at FLA ... Ranked third on Pittsburgh in hits (16) in the playoffs ... Made his NHL playoff debut in Game 1 of the Eastern Conference Quarterfinals at OTT on Apr. 11. **2005-06:** Established career-highs in shorthanded goals (five), shorthanded assists (two), shorthanded points (seven), and blocked shots (41) ... Tied for third in the NHL in shorthanded goals and shorthanded points ... Led Pittsburgh in shorthanded goals and shorthanded points, tied for the team lead in shorthanded assists, ranked second in hits (110), tied for third in goals (22), finished fourth in power play goals (10) and shots on goal (153), and ranked fifth in points (44) ... Tallied two points (one goal, one assist) while skating in his 100th career NHL game on Nov. 16 at PHI ... Recorded a five-game point streak from Mar. 1 vs. OTT to Mar. 11 vs. NJD (three goals, four assists over the span) ... Tallied seven points (four goals, three assists) in the final seven games of the season from Apr. 7 at FLA to Apr. 18 at TOR. **2003-04:** Led all NHL rookies in shorthanded goals (three), shorthanded points (four), and overtime goals (three), tied for second in game-winning goals (four), ranked fourth in goals (22) and points (43), finished fifth in shots on goal (139), tied for fifth in assists (21), ranked sixth in power play points (13), tied for sixth in power play goals (five), and led all rookie forwards in average ice time (18:53) ... Named to the NHL's All-Rookie Team ... Tied for 10th in the NHL in shorthanded goals ... Led Pittsburgh in goals and shorthanded goals, tied for the team lead in shorthanded points and overtime goals, ranked third in points and shots on goal, tied for third in assists, and finished sixth in power play goals and power play points ... Made his NHL debut on Oct. 10 vs. LAK ... Tallied his first career NHL point with an assist on Oct. 11 at PHI ... Registered his first career multi-point game with two assists, and posted a plus-two rating on Oct. 18 vs. DET ... Recorded his first career NHL goal on Oct. 29 vs. NYI ... Registered a point in seven straight games in which he played from Jan. 29 at TBL to Feb. 16 vs. TOR (six goals, two assists over the span).

AHL CAREER: 2002-03: Tallied one assist in three games with Wilkes-Barre/Scranton.

COLLEGE CAREER: 2002-03: Established a collegiate career-high in shorthanded goals (two) ... Ranked second on St. Cloud State in shorthanded goals, finished in assists (20), tied for third in goals (16) and points (36), and ranked fourth in power play goals (six) ... Tallied his second career hat trick and established a single-game career-high with five points on Nov. 8 vs. North Dakota. **2001-02:** Established collegiate career-highs in games played (41), goals (24), assists (25), points (49), power play goals (12), and game-winning goals (two) ... Tied for 10th in the NCAA in goals ... Tied for the team lead in power play goals, ranked second on St. Cloud State in goals, third in points, fourth in assists, and tied for fifth in game-winning goals ... Tallied a point in 28 of 41 games ... Registered a six-game goal/point streak from Dec. 15 vs. Bemidji State to Jan. 12 vs. Minnesota-Duluth (10 goals, five assists over the span), including his first career hat trick on Dec. 22 vs. Minnesota State. **2000-01:** Tied for third on St. Cloud State in power play goals (five) ... Tied a single-game career-high with three assists on Feb. 17 at Wisconsin. **1999-00:** Led all St. Cloud State freshmen in games played (38), assists (21), and points (29), and ranked second in goals (eight) and power play goals (two) ... Established a single-game career-high with three assists while making his collegiate debut on Oct. 15 vs. Miami (OH) ... Registered his first career collegiate goal on Oct. 29 at Vermont.

EUROPEAN CAREER: 2004-05: Split the season between Blues Espoo of SM-liiga in Finland, SV Renon of Serie A in Italy, and HC Ambri-Piotta of National League A (NLA) in Switzerland ... Recorded three points (two goals, one assist) in nine games for Blues ... Registered six goals and two assists in 10 games for SV Renon ... Led SV Renon in goals (four), assists (four), points (eight), and penalty minutes (36) in six playoff games ... Skated in one playoff game with HC Ambri-Piotta.

USHL CAREER: 1998-99: Registered 14 goals and 22 assists for 36 points, along with 81 penalty minutes in 51 games for the Omaha Lancers ... Tied for fifth on the team in assists and penalty minutes, and tied for sixth in points ... Tallied six points (two goals, four assists) in 12 playoff games ... Ranked third on the team in penalty minutes (23) in the playoffs.

PREP SCHOOL CAREER: 1997-98: Recorded 41 goals and 44 assists for 85 points with Shattuck St. Mary's.

INTERNATIONAL CAREER: 2010: Captured a silver medal with Team USA at the 2010 Winter Olympics in Vancouver, British Columbia, as he registered five points (three goals, two assists) and posted a plus-two rating in six games ... Tied for third on Team USA in goals and points. **2006:** Registered two goals and two assists for four points in seven games while representing Team USA at the 2006 World Championship ... Ranked second on the team in goals and points, and tied for second in assists. **2004:** Captured a bronze medal with Team USA at the 2004 World Championship, as he tallied three goals in nine games ... Tied for second on Team USA in goals in the tournament.

BACKGROUND: Nickname is "Bugsy" ... Wore number 12 in Pittsburgh and Tampa Bay as a tribute to his father, former NHL forward Greg Malone ... Was the first Pittsburgh native to play for the Penguins ... Lists making his NHL debut as his favorite hockey moment ... Enjoys listening to modern rock and classic rock music ... His favorite players growing up were Mario Lemieux and Ron Francis ... sons – Will, Cooper.

CAREER TRANSACTIONS: June 26, 1999 – Selected by Pittsburgh in the fourth round, 115th overall, in the 1999 NHL Entry Draft. **June 28, 2008 –** Acquired by Tampa Bay with Gary Roberts in exchange for a third-round draft pick (Ben Hanowski) in the 2009 NHL Entry Draft. **September 11, 2014 –** Signed by the Rangers as a free agent.

CAREER STATISTICS

			REGULAR SEASON					PLAYOFFS				
SEASON	TEAM	LEAGUE	GP	G	A	PTS	PIM	GP	G	A	PTS	PIM
1997-98	Shattuck-St. Mary's	HS-MN	50	41	44	85	69	-	-	-	-	-
1998-99	Omaha	USHL	51	14	22	36	81	12	2	4	6	23
1999-00	St. Cloud State	WCHA	38	9	21	30	68	-	-	-	-	-
2000-01	St. Cloud State	WCHA	36	7	18	25	52	-	-	-	-	-
2001-02	St. Cloud State	WCHA	41	24	25	49	76	-	-	-	-	-
2002-03	St. Cloud State	WCHA	27	16	20	36	85	-	-	-	-	-
	Wilkes-Barre/Scranton	AHL	3	0	1	1	2	-	-	-	-	-
2003-04	**Penguins**	**NHL**	**81**	**22**	**21**	**43**	**64**	-	-	-	-	-
	United States	WC-A	9	3	0	3	2	-	-	-	-	-
2004-05	Espoo Blues	SM-liiga	9	2	1	3	36	-	-	-	-	-
	SV Renon	Serie A	10	6	2	8	20	6	4	4	8	36
	HC Ambri-Piotta	NLA	-	-	-	-	-	1	0	0	0	2
2005-06	**Penguins**	**NHL**	**77**	**22**	**22**	**44**	**63**	-	-	-	-	-
	United States	WC-A	7	2	2	4	12	-	-	-	-	-
2006-07	**Penguins**	**NHL**	**64**	**16**	**15**	**31**	**71**	**5**	**0**	**0**	**0**	**0**
2007-08	**Penguins**	**NHL**	**77**	**27**	**24**	**51**	**103**	**20**	**6**	**10**	**16**	**25**
2008-09	**Lightning**	**NHL**	**70**	**26**	**19**	**45**	**98**	-	-	-	-	-
2009-10	**Lightning**	**NHL**	**69**	**21**	**26**	**47**	**68**	-	-	-	-	-
	United States	OLYMPICS	6	3	2	5	6	-	-	-	-	-
2010-11	**Lightning**	**NHL**	**54**	**14**	**24**	**38**	**51**	**18**	**3**	**3**	**6**	**24**
2011-12	**Lightning**	**NHL**	**68**	**20**	**28**	**48**	**82**	-	-	-	-	-
2012-13	**Lightning**	**NHL**	**24**	**6**	**2**	**8**	**22**	-	-	-	-	-
2013-14	**Lightning**	**NHL**	**57**	**5**	**10**	**15**	**67**	-	-	-	-	-
	NHL TOTALS		**641**	**179**	**191**	**370**	**689**	**43**	**9**	**13**	**22**	**49**

STATISTICAL BREAKDOWN

SEASON	PPG	SHG	GWG	+/-	SH	SH%	TF	F%	H	BS	MIN
2003-04	5	3	4	-23	139	15.8	230	27.4	-	-	18:53
2005-06	10	5	1	-22	153	14.4	728	39.6	110	41	18:05
2006-07	1	1	0	4	125	12.8	109	44.0	87	34	16:15
2007-08	11	2	6	14	159	17.0	38	31.6	138	34	19:04
2008-09	7	0	3	4	124	21.0	47	29.8	173	23	17:45
2009-10	7	0	7	-8	172	12.2	97	39.2	178	22	18:45
2010-11	9	0	1	-3	149	9.4	143	39.2	125	19	16:01
2011-12	5	1	2	-11	144	13.9	79	36.7	142	36	17:41
2012-13	2	0	1	-3	37	16.2	23	39.1	49	9	15:44
2013-14	0	0	0	-7	95	5.3	7	28.6	75	26	11:46
TOTALS	**57**	**12**	**25**	**-55**	**1,297**	**13.8**	**1,501**	**37.5**	**1,077**	**244**	**17:17**

CAREER HIGHLIGHTS

CAREER HIGHS (LAST TIME)			
GOALS	3 (4x), 3/29/12 at NJD	**SHOTS**	9, 12/4/10 vs. COL
ASSISTS	3 (4x), 12/31/11 vs. CAR	**GOAL STREAK**	4 (2x), 11/23/08 – 11/29/08 (4)
POINTS	4 (3x), 12/21/09 at NYI (2G-2A)	**ASSIST STREAK**	3 (3x), 2/21/12 – 2/25/12 (3)
PIM	19 (2x), 1/16/07 vs. NYI	**POINT STREAK**	7 (2x), 2/28/12 – 3/13/12 (3G-4A)

SCORING VS. NHL

TEAM	GP	G	A	PTS
ANA	9	4	3	7
ARI	8	2	5	7
BOS	29	7	10	17
BUF	30	6	10	16
CGY	9	4	0	4
CAR	38	14	12	26
CHI	9	0	2	2
COL	11	2	3	5
CBJ	7	2	3	5
DAL	9	0	3	3
DET	7	1	3	4
EDM	9	3	2	5
FLA	39	13	16	29
LAK	7	3	2	5
MIN	12	5	3	8
MTL	31	7	13	20
NSH	9	1	7	8
NJD	44	16	7	23
NYI	44	19	9	28
NYR	41	7	7	14
OTT	32	13	12	25
PHI	44	9	17	26
PIT	15	2	2	4
SJS	10	1	1	2
STL	7	1	2	3
TBL	15	4	2	6
TOR	32	13	8	21
VAN	9	1	4	5
WSH	36	7	12	19
WPG	39	12	11	23
TOTALS	**641**	**179**	**191**	**370**

NHL AWARDS
NHL All-Rookie Team, 2003-04

NHL FIRSTS	
GAME	10/10/03 vs. LAK
GOAL	10/29/03 vs. NYI (Snow)
ASSIST	10/11/03 at PHI

CAREER SHOOTOUTS

GOALS	SHOTS	SHOT%	GDG
3	14	21.4	3

CAREER HAT TRICKS (4)

DATE	OPPONENT	GOALTENDER
12/15/06	NYI	DiPietro (1), Dunham (2)
2/19/07	at NYI	DiPietro
10/10/09	CAR	Ward (2), empty net (1)
3/29/12	at NJD	Brodeur

CAREER PENALTY SHOTS(3)

DATE	OPPONENT	PLAYER (RESULT)
1/25/06	WSH	Kolzig (Goal)
11/23/08	NJD	Clemmensen (Goal)
12/2/08	at PHI	Biron (Save)



RYAN McDONAGH 27

DEFENSEMAN

HEIGHT **6'1"** WEIGHT **216** SHOOTS **LEFT** BORN **JUN 13, 1989** BIRTHPLACE **ST. PAUL, MN**

CAREER HIGHLIGHTS: 2013-14: Established career-highs in goals (14), assists (29), points (43), power play goals (two), power play assists (11), power play points (13), shorthanded goals (three), shorthanded points (four), game-winning goals (four), shots on goal (177), and average ice time (24:49) ... Tied for fifth in the NHL in shorthanded goals, tied for 10th in shorthanded points, tied for sixth among defensemen in goals and tied for 17th among defensemen in points ... Led the Rangers in average ice time, ranked second in blocked shots (131), tied for third in plus/minus rating (plus-11) and game-winning goals, ranked fourth in assists, tied for fourth in power play assists, and ranked fifth in points and power play points ... Named Team MVP and received the Players' Player Award; became the first Ranger to win both awards in the same season since Brian Leetch in 2002-03 and the 10th defenseman to be named Team MVP in franchise history ... Played 25 minutes or more in 40 of 77 contests ... The Rangers posted a 27-8-2 record when he recorded a point, including a 10-3-1 record when he tallied a goal ... Notched his first career shorthanded goal on Oct. 7 at LAK ... Tallied his first career power play goal on Oct. 29 at NYI ... Tied for the game-high with four shots on goal and three blocked shots while skating in his 200th career NHL game on Dec. 8 vs. WSH ... Recorded a career-high, two power play assists on Dec. 29 at TBL ... Posted a career-high, six-game point streak from Nov. 27 at FLA to Dec. 7 vs. NJD (one goal, six assists over the span), including a career-high, four-game assist streak from Nov. 30 vs. VAN to Dec. 7 vs. NJD (five assists); became the first Rangers defenseman to post a six-game point streak since Leetch in 2003-04 ... Registered a career-high, three-game goal streak from Mar. 2 vs. BOS to Mar. 7 at CAR (three goals over the span) ... Tallied a shorthanded goal in back-to-back games on Mar. 5 vs. TOR to Mar. 7 at CAR; became the first Rangers defenseman to tally a shorthanded goal in consecutive games since Michal Rozsival in 2007-08 ... Recorded his third shorthanded goal of the season on Mar. 7 at CAR; tied the franchise record for shorthanded goals by a defenseman in one season (Leetch – 1988-89) ... Tallied a single-game career-high, three points (one goal, two assists), including the game-winning goal in overtime, on Mar. 24 vs. PHX; recorded the 100th point of his NHL career in the contest ... Registered the game-winning goal on Mar. 26 vs. PHI; notched three game-winning goals in a five-game span from Mar. 18-26 ... Became the first Rangers defenseman to tally the winning goal in consecutive games since Dec. 29-30, 2003 (Tom Poti) ... Registered six goals in March, the most by a Rangers defenseman in one calendar month since Jan. 1998 (six – Leetch) ... Established playoff career-highs in games played (25), goals (four), assists (13), points (17), power play goals (two), power play assists (five), power play points (seven), shorthanded assists (two), shorthanded points (two), and hits (52) ... Tied for first in the NHL in shorthanded assists, tied for third in shorthanded points, tied for fourth in assists and power play assists, tied for fifth in power play points, tied for seventh in points, ranked eighth in blocked shots (48), and ranked ninth in average ice time (26:48) ... Tied for first among all NHL defensemen in assists and ranked second among all NHL defensemen in points ... Tied for fourth in franchise history in assists during one playoff year (Don Maloney – 1978-79) and ranked third in franchise history for points by a defenseman in one playoff year ... Is tied for seventh among defensemen in franchise history in career playoff assists (20) and ranks ninth among defensemen in franchise history in career playoff points (25) ... Tallied his first career power play goal and his first career power play assist in playoff action as part of a two-point effort in Game 5 of the Metropolitan Division Finals at PIT on May 9 ... Led all skaters in assists (eight) and points (10), led all defensemen in goals (two), led the team in shots on goal (17), and ranked second on the team in plus/minus rating (plus-three) in the Eastern Conference Finals against MTL ... Became the first defenseman in franchise history to register eight assists in one playoff series and the second defenseman in franchise history to tally at least 10 points in one playoff series (Leetch – 11 points in the 1994 SCF against VAN) ... Established single-game playoff career-highs with three assists and four points, and posted a plus-two rating in Game 1 at MTL on May 17; tied a franchise-record for the most points by a defenseman in a playoff game (Leetch – twice, Dave Maloney and Brad Park) ... Tallied two points (one goal, one assist) and led the team with a single-game playoff career-high, six shots on goal in Game 2 at MTL on May 19; became the first Ranger to record six points in the first two games of a playoff series since Bernie Nicholls in the Patrick Division Finals against WSH in 1990 ... Registered a five-game assist/point streak from Game 4 vs. MTL on May 25 to Game 2 of the Stanley Cup Final at LAK on June 7 (one goal, six assists over the span); became the first Rangers defenseman to record a five-game assist streak in the playoffs since James Patrick (Apr. 23 – May 1, 1992) and the first Blueshirts defenseman to tally a five-game point streak in the playoffs since Sergei Zubov (May 14 – May 24, 1995) ... Notched the first shorthanded assist of his career in postseason play and posted a plus-two rating in Game 4 vs. MTL on May 25 ... Led all defensemen, and led the Rangers, in assists (three) and points (four) in the Stanley Cup Final against LAK ... Registered two points (one goal, one assist) in Game 2 at LAK on June 7; became the first Rangers defenseman to record four

RANGERS
BAUER
TOTALONE

goals in one playoff year since Leetch tallied six in the 1995 playoffs. **2012-13:** Ranked second on the team in blocked shots (78), third in average ice time (24:21), and fourth in plus/minus rating (plus-13) ... Tied for first among Rangers defensemen in goals (four), and ranked second in assists (15) and points (19) ... The Rangers posted a 13-1-1 record in games when he registered a point ... Recorded a three-game assist streak from Apr. 18 vs. FLA to Apr. 21 vs. NJD (three assists over the span) ... Ranked second on the Rangers in average ice time (25:52) and blocked shots (28) during the playoffs ... Led all Rangers defensemen in assists (three) and shots on goal (21), and tied for first among team defensemen in points (four) in the playoffs ... Tallied his first career playoff goal in Game 1 of the Eastern Conference Semifinals at BOS on May 16. **2011-12:** Established career-highs in games played (82) and plus/minus rating (plus-25) ... Ranked 11th in the league – fifth among NHL defensemen – and led the team in plus/minus rating ... Tied for eighth in the NHL in blocked shots (182) ... Ranked second on the Rangers in average ice time (24:44) and blocked shots, and ranked second among Rangers defensemen in goals (seven), assists (25) and points (32) ... Was one of seven Rangers who skated in all 82 games ... Reached the 30-point plateau for the first time in his career with an assist on the game-winning goal on Mar. 28 at WPG ... Recorded the lone assist on the game-winning goal in overtime on Feb. 25 vs. BUF, while skating in his 100th career NHL contest ... Established single-game career-highs with seven blocked shots and 32:04 of ice time on Jan. 21 at BOS... Tallied his first career overtime goal with 1.8 seconds remaining on Oct. 20 at CGY ... Posted his first career multi-point effort with a goal and an assist on Oct. 18 at VAN ... Established playoff career-highs in plus/minus rating (plus-two), average ice time (26:49), and blocked shots (62) ... Led the NHL in blocked shots and ranked 10th in the NHL, and second on the team, in average ice time during the playoffs ... Ranked third among team defensemen in assists ... Registered his first career playoff point with an assist in Game 1 of the Eastern Conference Semifinals vs. WSH on Apr. 28 ... Established a single-game playoff career-high, and led all skaters, with 53:17 of ice time in the Rangers' triple overtime victory in Game 3 at WSH on May 2; became the first NHL player since 2009 (Ryan Whitney, PIT) to log at least 50:00 of ice time in a single game ... Tallied two assists in Game 6 of the Eastern Conference Finals at NJD on May 25. **2010-11:** Established a career-high in shorthanded assists (two) ... Made his NHL debut on Jan. 7 at DAL ... Ranked second on the team and sixth among NHL rookies with a plus-16 rating (fourth among rookie defensemen), posting a plus or even rating in 32 of his 40 games ... Notched his first career goal with the game-winning tally vs. NJD on April 9 ... Tallied his first career NHL point with an assist on Jan. 20 at CAR ... Tallied one assist and posted a single-game career-high, plus-four rating on Mar. 6 vs. PHI ... Made his NHL playoff debut in Game 1 of the Eastern Conference Quarterfinals at WSH on Apr. 13.

AHL CAREER: 2010-11: Ranked second among team defensemen in assists (seven) and points (eight) at the time of his recall on Jan. 3 ... Made his professional debut on Oct. 9 vs. Charlotte ... Registered his first career AHL point with an assist on Nov. 7 vs. Bridgeport ... Tallied his first professional goal with a power play tally on Dec. 11 vs. Manchester.

COLLEGE CAREER: 2009-10: Established collegiate career-highs in games played (43), assists (14), points (18), plus/minus rating (plus-23), power play goals (two), and penalty minutes (73) for NCAA runner-up University of Wisconsin Badgers ... Named to the WCHA Second All-Star Team and the WCHA All-Academic Team ... Ranked ... Recorded two assists in the NCAA tournament ... Served as team tri-captain. **2008-09:** Tied his career-high in goals (five), ranking third among Badgers defensemen ... Named to Academic All-Big Ten and WCHA All-Academic teams ... **2007-08:** Named to the 2008 WCHA All-Rookie team ... Established a career-high, and tied for first among defensemen in goals (five) ... Tallied his first career collegiate goal with the game-winner on Oct. 19 vs. Robert Morris.

EUROPEAN CAREER: 2012-13: Recorded three assists, along with six penalty minutes in 10 games for HC Barys Astana in the Kontinental Hockey League (KHL.)

INTERNATIONAL CAREER: 2014: Tallied one goal and one assist in six games while representing Team USA at the 2014 Winter Olympics in Sochi, Russia ... Ranked second on Team USA in average ice time (20:44). **2011:** Registered one assist and two penalty minutes in seven games with Team USA at the 2011 World Championship in Slovakia. **2009:** Appeared in six games for Team USA at the 2009 World Junior Championship, recording three assists and two penalty minutes. **2007:** Captured a silver medal with Team USA at the 2007 U18 World Junior Championships, registering three assists and four penalty minutes in seven contests. **2006:** Skated with the silver medal-winning Team USA at the 2006 U-18 World Junior Championship. **2005:** Placed first with 2005 US NTDP U17 team at the 2005 Five Nations Cup.

HIGH SCHOOL CAREER: 2006-07: Named 2007 Minnesota "Mr. Hockey" after recording 10 goals and 23 assists for 33 points, along with 44 penalty minutes in 23 games with Cretin- Derham High School. **2005-06:** Led Cretin-Derham High School to the 2006 Minnesota High School State Championship, registering 12 goals and 28 assists for 40 points, along with 24 penalty minutes in 31 contests.

BACKGROUND: Was a member of the Big Ten All-Academic and WCHA All-Academic teams while at the University of Wisconsin ... Was teammates with current Ranger forward and teammate, Derek Stepan, while at Wisconsin ... In high school, his baseball team won the Wisconsin state championship ... His uncle is former NFL Quarterback and NCAA Champion with the University of Miami (1987), Steve Walsh ... Lists his favorite hockey moment as his NHL debut at Madison Square Garden ... Married - wife, Kaylee.

CAREER TRANSACTIONS: June 22, 2007 – Selected by Montreal in the first round, 12th overall, of the 2007 NHL Entry Draft. **June 30, 2009** - Acquired by the Rangers, along with forward Chris Higgins and defenseman Pavel Valentenko in exchange for forwards Scott Gomez and Tom Pyatt, and defenseman Mike Busto.

CAREER STATISTICS

			REGULAR SEASON					PLAYOFFS				
SEASON	TEAM	LEAGUE	GP	G	A	PTS	PIM	GP	G	A	PTS	PIM
2005-06	Cretin-Derham Hall	USHS	31	12	28	40	24	-	-	-	-	-
2006-07	Cretin-Derham Hall	USHS	23	10	23	33	44	-	-	-	-	-
2007-08	Wisconsin	WCHA	40	5	7	12	42	-	-	-	-	-
2008-09	Wisconsin	WCHA	82	5	11	16	59	-	-	-	-	-
2009-10	Wisconsin	WCHA	75	4	14	18	73	-	-	-	-	-
2010-11	**RANGERS**	**NHL**	**40**	**1**	**8**	**9**	**14**	**5**	**0**	**0**	**0**	**4**
	Connecticut	AHL	38	1	7	8	12	-	-	-	-	-
2011-12	**RANGERS**	**NHL**	**82**	**7**	**25**	**32**	**44**	**20**	**0**	**4**	**4**	**11**
2012-13	**RANGERS**	**NHL**	**47**	**4**	**15**	**19**	**22**	**12**	**1**	**3**	**4**	**6**
	Barys Astana	KHL	10	0	3	3	6	-	-	-	-	-
2013-14	**RANGERS**	**NHL**	**77**	**14**	**29**	**43**	**36**	**25**	**4**	**13**	**17**	**8**
	United States	OLYMPICS	6	1	1	2	0	-	-	-	-	-
	NHL/ NYR TOTALS		**246**	**26**	**77**	**103**	**116**	**62**	**5**	**20**	**25**	**29**

STATISTICAL BREAKDOWN

SEASON	PPG	SHG	GWG	+/-	SH	SH%	TF	F%	H	BS	MIN
2010-11	0	0	1	16	27	3.7	0	0.0	56	69	18:44
2011-12	0	0	1	25	123	5.7	2	50.0	118	182	24:44
2012-13	0	0	1	13	83	4.8	1	0.0	69	78	24:21
2013-14	2	3	4	11	177	7.9	0	0.0	88	131	24:49
TOTALS	**2**	**3**	**7**	**65**	**410**	**6.3**	**3**	**33.3**	**331**	**460**	**23:42**

CAREER HIGHLIGHTS

CAREER HIGHS (LAST TIME)			
GOALS	1 (26x), 3/26/14 vs. PHI	**SHOTS**	7, 1/16/14 vs. DET
ASSISTS	2 (9x), 3/24/14 vs. PHX	**GOAL STREAK**	3, 3/2/14 – 3/7/14 (3)
POINTS	3, 3/24/14 vs. PHX (1G-2A)	**ASSIST STREAK**	4, 11/30/13 – 12/7/13 (5)
PIM	4 (6x), 3/26/14 vs. PHI	**POINT STREAK**	6, 11/27/13 – 12/7/13 (1G-6A)

SCORING VS. NHL

TEAM	GP	G	A	PTS
ANA	5	0	1	1
ARI	4	1	3	4
BOS	12	3	0	3
BUF	11	0	5	5
CGY	3	1	0	1
CAR	12	2	5	7
CHI	4	0	2	2
COL	2	0	1	1
CBJ	5	1	2	3
DAL	4	0	0	0
DET	5	0	3	3
EDM	3	0	0	0
FLA	12	0	6	6
LAK	4	1	0	1
MIN	4	0	4	4
MTL	13	0	1	1
NSH	3	1	0	1
NJD	18	1	4	5
NYI	17	3	3	6
NYR	0	0	0	0
OTT	10	2	1	3
PHI	19	2	6	8
PIT	18	3	3	6
SJS	4	1	0	1
STL	4	0	1	1
TBL	11	0	9	9
TOR	11	2	3	5
VAN	4	1	2	3
WSH	13	1	7	8
WPG	11	0	5	5
TOTALS	**246**	**26**	**77**	**103**

NHL FIRSTS	
GAME	1/7/11 at DAL
GOAL	4/9/11 vs. NJD (Brodeur)
ASSIST	1/20/11 at CAR

J.T. MILLER

10

CENTER

HEIGHT **6'1"** WEIGHT **200** SHOOTS **LEFT** BORN **MAR 14, 1993** BIRTHPLACE **EAST PALESTINE, OH**

CAREER HIGHLIGHTS: 2013-14: Established career-highs in games played (30), goals (three), assists (three), points (six), and power play assists (two), and tied a career-high in power play points (two) ... Registered a goal and a recorded a single-game career-high, five shots on goal on Dec. 23 vs. TOR ... Tallied three points (one goal, two assists) in the five NHL games he played between Jan. 4 at TOR and Mar. 2 vs. BOS ... Ranked sixth on the team in plus/minus rating (plus-three) in the playoffs ... Tallied his first career NHL playoff point with an assist and posted a single-game playoff career-high with a plus-two rating in his NHL playoff debut in Game 5 of the Metropolitan Division Semifinals vs. PHI on Apr. 27; was one of two Rangers to record their first NHL playoff point during their NHL playoff debut during the 2014 playoffs (Jesper Fast). **2012-13:** Was credited with two shots and posted a plus-one rating in 14:25 of ice time while making his NHL debut on Feb. 5 at NJD ... Tallied his first two career NHL goals on Feb. 7 vs. NYI, becoming the first Ranger to have a multi-goal game as a teenager since Alexei Kovalev on Dec. 27, 1992 ... Recorded his first career NHL assist on Feb. 21 at OTT.

AHL CAREER: 2013-14: Established AHL career-highs in goals (15), assists (27), points (42), plus/minus rating (plus-10), and shots on goal (128) ... Ranked third on Hartford in assists and plus/minus rating, fourth in points, and fifth in goals ... Recorded a point in 25 of 41 games ... Registered a single-game career-high, four points (two goals, two assists) on Feb. 14 at Springfield ... Tallied a single-game career-high, three assists on Jan. 26 at Adirondack. **2012-13:** Ranked third among Connecticut rookies in goals (eight) and assists (15), and tied for fourth in points (23) ... Tallied his first professional regular season point with an assist in his professional regular season debut on Oct. 12 vs. Bridgeport ... Recorded his first professional goal on Oct. 24 at Albany ... Represented the Eastern Conference at the 2013 AHL All-Star Game on Jan. 28. **2011-12:** Made his professional debut on Apr. 21 at Bridgeport ... Tallied his first professional point with an assist on May 2 at Norfolk.

JUNIOR CAREER: 2011-12: Ranked second on Plymouth in game-winning goals (six), fourth in assists (37), tied for fourth in points (62), finished fifth in goals (25), and tied for fifth in power play goals (six) ... Tallied an assist while making his OHL debut on Sept. 24 vs. Erie ... Tallied a single-game career-high, four assists on Dec. 3 vs. Guelph ... Registered a career-high, eight-game point streak from Nov. 6 at Saginaw to Nov. 23 vs. Saginaw (three goals, 11 assists), including a seven-game assist streak during the stretch ... Tied for second on the team in assists (eight) and tied for fifth in points (10) in the playoffs ... Notched the series-clinching goal in overtime on Apr. 1 at Guelph in Game 6 of their Western Conference Quarterfinals series ... Tallied a goal while making his OHL playoff debut on Mar. 23 vs. Guelph.

USHL CAREER: 2010-11: Established USHL career-highs in games played (48), assists (26), points (37), penalty minutes (80), shorthanded goals (two), and game-winning goals (three) ... Notched a US U-18 career-high in power play goals (two) ... Ranked third on the team in points, and second in assists and penalty minutes ... Tied for the team lead in shorthanded goals and fourth in game-winning goals. **2009-10:** Established USHL career-highs in goals (15) and power play goals (four) ... Tied for second on the team in points (31) and goals ... Tied for the team lead in goals (nine), and ranked second on the team in points (17) in 14 games vs. international opponents.

MEHL CAREER: 2008-09: Led the team in goals (21) and points (42) ... Named Offensive Player of the Year for the Hornets.

INTERNATIONAL CAREER: 2013: Captured a gold medal with Team USA at the 2013 IIHF World Junior Championship in Ufa, Russia ... Tied for second among all tournament skaters in assists (seven) and tied for fifth in points (nine) ... Led Team USA in assists and tied for the team lead in points ... Served as an alternate captain. **2012:** Represented the United States at the 2012 IIHF World Junior Championship in Alberta, Canada ... Tied for first on the team in power play goals (two). **2011:** Captured a gold medal with Team USA at the 2011 IIHF U-18 World Junior Championship in Germany ... Tied for third among all tournament skaters in points (13), fourth in assists (nine), sixth in goals (four), and seventh in plus/minus rating (plus-eight) in six contests ... Selected by tournament coaches as Team USA's top player during the elite tournament.

BACKGROUND: Lists playing against Montreal in last year's Eastern Conference Finals as his favorite NHL moment ... Idolized Alexei Kovalev as a kid ... Enjoys listening to country music ... Single.

CAREER TRANSACTIONS: June 24, 2011 – Selected by the Rangers in the first round, 15th overall, of the 2011 NHL Entry Draft

CAREER STATISTICS

			REGULAR SEASON					PLAYOFFS				
SEASON	TEAM	LEAGUE	GP	G	A	PTS	PIM	GP	G	A	PTS	PIM
2008-09	Pittsburgh	TIEHL	45	21	21	42	76	-	-	-	-	-
2009-10	U.S. Nat'l Team	USHL	29	5	7	12	32	-	-	-	-	-
	U.S. Nat'l Team U-17	USHL	17	10	9	19	47	-	-	-	-	-
	U.S. Nat'l Team U-18	USHL	1	0	0	0	0	-	-	-	-	-
2010-11	U.S. Nat'l Team	USHL	21	3	12	15	48	-	-	-	-	-
	U.S. Nat'l Team U-18	USHL	35	12	23	35	38	-	-	-	-	-
	United States	WJ18-A	6	4	8	12	6	-	-	-	-	-
2011-12	Connecticut	AHL	-	-	-	-	-	8	0	1	1	2
	Plymouth	OHL	61	25	37	62	61	13	2	8	10	18
	United States	WJC-A	6	2	2	4	0	-	-	-	-	-
2012-13	**RANGERS**	**NHL**	**26**	**2**	**2**	**4**	**8**	**-**	**-**	**-**	**-**	**-**
	Connecticut	AHL	42	8	15	23	29	-	-	-	-	-
	United States	WJC-A	7	2	7	9	2	-	-	-	-	-
2013-14	**RANGERS**	**NHL**	**30**	**3**	**3**	**6**	**18**	**4**	**0**	**2**	**2**	**2**
	Hartford	AHL	41	15	27	42	47	-	-	-	-	-
	NHL/ NYR TOTALS		**56**	**5**	**5**	**10**	**26**	**4**	**0**	**2**	**2**	**2**

STATISTICAL BREAKDOWN

SEASON	PPG	SHG	GWG	+/-	SH	SH%	TF	F%	H	BS	MIN
2012-13	1	0	0	-7	43	4.7	118	53.4	47	12	13:31
2013-14	0	0	0	-6	46	6.5	51	51.0	44	17	11:27
TOTALS	**1**	**0**	**0**	**-13**	**89**	**5.6**	**169**	**52.7**	**91**	**29**	**12:24**

CAREER HIGHLIGHTS

CAREER HIGHS (LAST TIME)			
GOALS	2, 2/7/13 vs. NYI	**SHOTS**	5, 12/23/13 vs. TOR
ASSISTS	1 (5x), 2/27/14 vs. CHI	**GOAL STREAK**	N/A
POINTS	2, 2/7/13 vs. NYI (2G)	**ASSIST STREAK**	N/A
PIM	2 (13x), 3/26/14 vs. PHI	**POINT STREAK**	N/A

SCORING VS. NHL

TEAM	GP	G	A	PTS
ANA	0	0	0	0
ARI	1	0	0	0
BOS	2	1	0	1
BUF	3	0	1	1
CGY	1	0	0	0
CAR	2	0	0	0
CHI	1	0	1	1
COL	0	0	0	0
CBJ	2	0	0	0
DAL	0	0	0	0
DET	1	0	0	0
EDM	0	0	0	0
FLA	3	1	0	1
LAK	1	0	0	0
MIN	1	0	0	0
MTL	5	0	0	0
NSH	0	0	0	0
NJD	5	0	0	0
NYI	5	2	0	2
NYR	0	0	0	0
OTT	3	0	1	1
PHI	5	0	0	0
PIT	2	0	0	0
SJS	0	0	0	0
STL	0	0	0	0
TBL	3	0	1	1
TOR	2	1	1	2
VAN	0	0	0	0
WSH	5	0	0	0
WPG	3	0	0	0
TOTALS	**56**	**5**	**5**	**10**

NHL FIRSTS	
GAME	2/5/13 at NJD
GOAL	2/7/13 vs. NYI (Nabokov)
ASSIST	2/21/13 at OTT

CAREER SHOOTOUTS

GOALS	SHOTS	SHOT%	GDG
1	2	50.0	0

DOMINIC MOORE

28

CENTER

HEIGHT **6'0"** WEIGHT **192** SHOOTS **LEFT** BORN **AUG 3, 1980** BIRTHPLACE **THORNHILL, ON**

CAREER HIGHLIGHTS: 2013-14: Received the Bill Masterton Memorial Trophy for being the player who "best exemplifies the qualities of perseverance, sportsmanship, and dedication to hockey"; became the fifth Ranger to receive the trophy (Jean Ratelle – 1970-71; Rod Gilbert – 1975-76; Anders Hedberg – 1984-85; Adam Graves – 2000-01) ... Established career-highs in shorthanded assists (two) and shorthanded points (three) ... Tied for second on the team in shorthanded assists and tied for third in shorthanded points ... Won 54.6% of faceoffs (354-for-648), including 232 of 406 (57.1%) in his last 49 games ... Recorded an assist, two shots on goal, and two hits in 12:02 of ice time on Oct. 26 at DET; the assist was his first point as a Ranger since Apr. 15, 2006 at PHI ... Tied a single-game career-high with two goals, and tallied the game-winning goal, on Jan. 4 at TOR ... Registered his first career shorthanded assist, was credited with three hits, and won six of nine faceoffs (67%) on Jan. 19 vs. WSH ... Tied for the team-high with three points (one goal, two assists), registered four shots on goal, and won 10 of 15 faceoffs (66.7%) in two Stadium Series games at Yankee Stadium ... Established a single-game career-high with two shorthanded points (one goal, one assist) on Mar. 5 vs. TOR ... Registered his 200th career NHL point with an assist on the game-winning goal on Mar. 9 vs. DET ... Skated in his 600th career NHL game on Apr. 5 vs. OTT ... Established playoff career-highs in games played (25), game-winning goals (two), and shots on goal (28) ... Led the team in faceoff win percentage (54.5%; 175-for-321), and tied for second on the team – and tied for sixth in the NHL – in game-winning goals in the playoffs ... Tied a single-game playoff career-high with two points (one goal, one assist), notched the game-winning goal, and won six of seven faceoffs (86%) in Game 5 of the Metropolitan Division Semifinals vs. PHI on Apr. 27 ... Tied single-game playoff career-highs with two assists, two points, and a plus-two rating in Game 1 of the Eastern Conference Finals at MTL on May 17 ... Registered the only goal in Game 6 vs. MTL on May 29. **2011-12:** Split the season between Tampa Bay and San Jose ... Won 55% of faceoffs he took (419-for-762) ... Tallied his 100th career NHL assist on Oct. 25 at BUF ... Registered a four-game point streak from Dec. 8 at NYR to Dec. 15 vs. CGY (one goal, three assists over the span) ... Recorded the game-deciding goal in a shootout on Dec. 8 at NYR ... Tallied two points (one goal, one assist), including the game-winning goal, and posted a plus-two rating on Jan. 17 vs. BOS ... Recorded an assist while skating in his 500th career NHL game on Jan. 31 vs. WSH ... Registered an assist while making his San Jose debut on Feb. 17 at CAR ... Skated in three playoff games with the Sharks. **2010-11:** Established career-highs in goals (18), power play goals (six), game-winning goals (three) and shots on goal (175) ... Led Tampa Bay in faceoff winning percentage (53.2%; 475-for-892), ranked fourth in goals, tied for fourth in game-winning goals, and tied for fifth in power play goals ... Recorded five points (four goals, one assist) in the first five games of the season from Oct. 9 vs. ATL to Oct. 18 vs. DAL ... Tallied two goals, including the game-winning goal, on Oct. 18 vs. DAL ... Skated in his 400th career NHL game on Dec. 15 vs. ATL ... Registered six points (four goals, two assists) in a six-game span from Mar. 22 vs. NYI to Apr. 2 at MIN ... Tied single-game career-highs with two goals, three points, and a plus-three rating on Mar. 29 vs. OTT ... Established playoff career-highs in assists (eight), points (11), and average ice time (17:46) ... Ranked fifth on Tampa Bay in assists and fourth among forwards in average ice time in the playoffs ... Registered a playoff career-high, four-game point streak on two occasions – from Game 5 of the Eastern Conference Quarterfinals at PIT on Apr. 23 to Game 1 of the Eastern Conference Semifinals at WSH on Apr. 29 (two goals, three assists over the span) and from Game 3 vs. WSH on May 3 to Game 2 of the Eastern Conference Finals at BOS on May 17 (one goal, four assists over the span). **2009-10:** Split the season between Florida and Montreal ... Posted a 55.1% faceoff winning percentage (365-for-663) ... Made his Panthers debut on Oct. 16 vs. PHI ... Registered two points (one goal, one assist) and posted a plus-two rating on Nov. 18 at BUF ... Tallied two goals on Dec. 7 vs. EDM ... Registered a goal in his Montreal debut on Feb. 12 at PHI ... Recorded seven points (one goal, six assists) in an eight-game span from Mar. 2 at BOS to Mar. 16 at NYR ... Established playoff career-highs in goals (four) and plus/minus rating (plus-one) ... Tied for second on Montreal in plus/minus rating and tied for third in goals in the playoffs ... Registered his first career NHL playoff point with a goal in Game 4 of the Eastern Conference Quarterfinals vs. WSH on Apr. 21 ... Tallied his first career NHL game-winning goal in the playoffs in Game 7 at WSH on Apr. 28 ... Recorded his first career NHL playoff assist and his first career multi-point effort in postseason play in Game 3 of the Eastern Conference Finals vs. PHI on May 20 vs. (one goal, one assist). **2008-09:** Split the season between Toronto and Buffalo ... Established career-highs in assists (32), points (45), power play assists (five), power play points (nine), and penalty minutes (92) ... Posted a 54.1 % faceoff winning percentage (673-for-1,244) ... Ranked fourth on Toronto in assists (29) ... Posted 12 multi-point efforts, including seven multi-assist contests ... Tallied a goal and posted a plus-two rating in the season opener on Oct. 9 at DET ... Recorded six points (two goals, four assists) in a six-game span from Oct. 23 at BOS to Nov. 2 at CAR ... Registered 17 points (three goals, 14 as-

RANGERS

sists) in a 13-game span from Jan. 15 at CAR to Feb. 14 vs. PIT, including a career-high, five-game assist/point streak from Jan. 21 vs. BOS to Feb. 3 vs. FLA (two goals, seven assists over the span) ... Made his Buffalo debut on Mar. 6 vs. PHX ... Registered his 100th career NHL point with an assist on Mar. 27 vs. TOR ... Skated in his 300th career NHL game on Apr. 3 at WSH. **2007-08:** Split the season between Minnesota and Toronto ... Posted a 51.4% faceoff winning percentage (362-for-704) ... Registered two assists, including one on the game-winning goal, and posted a plus-two rating on Nov. 24 at NSH ... Made his Toronto debut on Jan. 12 at SJS ... Tallied four points in a five-game span on two occasions – from Jan. 29 vs. STL to Feb. 7 at MTL (one goal, three assists) and from Mar. 12 at PHI to Mar. 22 at OTT (four assists). **2006-07:** Split the season between Pittsburgh and Minnesota ... Tied a career-high with a plus/four rating ... Posted a 52.6% faceoff winning percentage (391-for-744) ... Tallied an assist and posted a plus-two rating in his Pittsburgh debut on Oct. 5 vs. PHI ... Registered three goals in a span of four games from Oct. 28 at PHI to Nov. 6 at ANA ... Posted a plus-two rating while making his Minnesota debut on Mar. 1 at EDM ... Recorded two goals, including the game-winning goal, and tied a single-game career-high with a plus-three plus/minus rating on Mar. 9 at BUF. **2005-06:** Established career-highs in games played (82), plus/minus rating (plus-four), and blocked shots (56) ... Was one of four Rangers to play in all 82 regular season games ... Finished fourth among Rangers forwards in blocked shots ... Led all Rangers rookies in plus/minus rating, ranked second in goals (nine), and finished third in assists (nine) and points (18) ... Tallied his first career NHL goal on Oct. 6 vs. MTL ... Recorded the first multi-goal game of his career with two goals on Oct. 29 at MTL ... Tied a single-game career-high with three assists and established a single-game career-high with a plus/three rating on Jan. 16 at CBJ ... Skated in four playoff games with the Rangers ... Made his NHL playoff debut in Game 1 of the Eastern Conference Quarterfinals at NJD on Apr. 22. **2003-04:** Registered three assists in his Rangers/NHL debut on Nov. 1 at MTL.

AHL CAREER: 2004-05: Established AHL career-highs in games played (78), goals (19), assists (31), points (50), plus/minus rating (plus-14), penalty minutes (78), power play goals (eight), and shorthanded goals (two) ... Ranked second on Hartford in assists, third in points, and fourth in goals ... Tallied one goal and one assist in six playoff games. **2003-04:** Established an AHL career-high in game-winning goals (three) ... Ranked third on the team in goals (14) and points (39), and finished fourth in assists (25) ... Established AHL playoff career-highs in games played (16), goals (three), assists (three), points (six), plus-minus rating (plus-four), and penalty minutes (eight).

COLLEGE CAREER: 2002-03: Established career-highs in games played (34), goals (24), points (51) and power play goals (10) ... Named to the ECAC First All-American Team ... Was one of six Harvard players to skate in all 34 games ... Led the team in goals, points, and power play goals, tied for first on the team in shorthanded goals (two), tied for second in game-winning goals (three), and ranked third in assists (27) ... Tallied his 100th career collegiate point on Nov. 9 vs. Vermont ... Tallied his second career collegiate hat trick and established a single-game career-high with five points (three goals, two assists) on Feb. 14 vs. Colgate. **2001-02:** Ranked second on Harvard in power play goals (five), tied for second in points (29), ranked third in goals (13), and tied for third in assists (16) and game-winning goals (two). **2000-01:** Established career-highs in assists (28), game-winning goals (six) and shorthanded goals (three) ... Led Harvard in goals (15), assists, points (43), power play goals (nine), and game-winning goals, and tied for the team lead in shorthanded goals ... Tallied his first career hat trick on Jan. 6 vs. Rensselaer. **1999-00:** Led Harvard in goals (12), tied for team lead in game-winning goals (two), tied for second in points (23), and tied for third in assists (11) and power play goals ... Made his collegiate debut on Oct. 30 at Brown ... Tallied his first career collegiate point with a goal as part of a two-goal effort on Nov. 5 vs. Dartmouth.

BACKGROUND: Lists Doug Gilmour as his hockey idol ... Founded the Katie Moore Foundation in 2013 to help patients and families dealing with rare cancers through research, advocacy, and community ... Created and hosted "Smashfest", a charity fundraiser where guests mix and mingle with NHL stars and other celebrities at a ping pong themed party in downtown Toronto ... His first job was as a landscaper ... Is a fan of musical groups The Killers, Coldplay, Bruce Springsteen, U2, and The Rolling Stones ... Enjoys watching the Jason Bourne movie series and Braveheart.

CAREER TRANSACTIONS: June 25, 2000 – Selected by the Rangers in the third round, 95th overall, of the 2000 NHL Entry Draft. **July 19, 2006** –Acquired by Nashville in exchange for Adam Hall. **July 19, 2006** – Acquired by Pittsburgh in exchange for a third-round pick in the 2007 NHL Entry Draft. **February 27, 2007** – Acquired by Minnesota in exchange for a third-round pick in the 2007 NHL Entry Draft. **January 11, 2008** – Claimed off waivers by Toronto. **March 4, 2009** – Acquired by Buffalo in exchange for a second-round pick in the 2009 NHL Entry Draft. **October 5, 2009** – Signed by Florida as a free agent. **February 11, 2010** – Acquired by Montreal in exchange for a second round pick in the 2011 NHL Entry Draft. **July 30, 2010** – Signed by Tampa Bay as a free agent. **February 16, 2012** – Acquired by San Jose, along with a seventh-round pick in the 2012 NHL Entry Draft in exchanged for a second-round pick in the 2012 NHL Entry Draft. **July 5, 2013** – Signed by the Rangers as a free agent.

CAREER STATISTICS

			REGULAR SEASON					PLAYOFFS				
SEASON	TEAM	LEAGUE	GP	G	A	PTS	PIM	GP	G	A	PTS	PIM
1996-97	Thornhill	MTJHL	29	4	6	10	48	1	0	1	1	0
1997-98	Aurora	OPJHL	51	10	15	25	16	-	-	-	-	-
1998-99	Aurora	OPJHL	51	34	53	87	70	-	-	-	-	-
1999-00	Harvard	ECAC	30	12	24	28	16	-	-	-	-	-
2000-01	Harvard	ECAC	32	15	28	43	40	-	-	-	-	-
2001-02	Harvard	ECAC	32	13	16	29	37	-	-	-	-	-
2002-03	Harvard	ECAC	34	24	27	51	30	-	-	-	-	-
2003-04	**RANGERS**	**NHL**	**5**	**0**	**3**	**3**	**0**	-	-	-	-	-
	Hartford	AHL	70	14	25	39	60	16	3	3	6	8
2004-05	Hartford	AHL	78	19	31	50	78	6	1	1	2	4
2005-06	**RANGERS**	**NHL**	**82**	**9**	**9**	**18**	**28**	**4**	**0**	**0**	**0**	**2**
2006-07	**Penguins**	**NHL**	**59**	**6**	**9**	**15**	**46**	-	-	-	-	-
	Wild	**NHL**	**10**	**2**	**0**	**2**	**10**	-	-	-	-	-
2007-08	**Wild**	**NHL**	**30**	**1**	**2**	**3**	**10**	-	-	-	-	-
	Maple Leafs	**NHL**	**38**	**4**	**10**	**14**	**14**	-	-	-	-	-
2008-09	**Maple Leafs**	**NHL**	**63**	**12**	**29**	**41**	**69**	-	-	-	-	-
	Sabres	**NHL**	**18**	**1**	**3**	**4**	**23**	-	-	-	-	-
2009-10	**Panthers**	**NHL**	**48**	**8**	**9**	**17**	**35**	-	-	-	-	-
	Canadiens	**NHL**	**21**	**2**	**9**	**11**	**8**	**19**	**4**	**1**	**5**	**6**
2010-11	**Lightning**	**NHL**	**77**	**18**	**14**	**32**	**52**	**18**	**3**	**8**	**11**	**18**
2011-12	**Lightning**	**NHL**	**56**	**4**	**15**	**19**	**48**	-	-	-	-	-
	Sharks	**NHL**	**23**	**0**	**6**	**6**	**6**	**3**	**0**	**0**	**0**	**5**
2013-14	**RANGERS**	**NHL**	**73**	**6**	**12**	**18**	**18**	**25**	**3**	**5**	**8**	**24**
	NHL TOTALS		**603**	**73**	**130**	**203**	**367**	**69**	**10**	**14**	**24**	**55**
	NYR TOTALS		**160**	**15**	**24**	**39**	**46**	**29**	**3**	**5**	**8**	**26**

STATISTICAL BREAKDOWN

SEASON	PPG	SHG	GWG	+/-	SH	SH%	TF	F%	H	BS	MIN
2003-04	0	0	0	E	3	0.0	36	30.6	-	-	9:18
2005-06	2	0	1	4	139	6.5	817	53.4	29	56	12:28
2006-07	0	0	1	4	111	7.2	744	52.6	40	34	12:39
2007-08	1	0	0	-4	100	5.0	704	51.4	40	29	13:18
2008-09	4	1	1	-2	165	7.9	1244	54.1	75	37	16:50
2009-10	2	2	0	-3	119	8.4	663	55.1	57	34	14:50
2010-11	6	0	3	-12	175	10.3	892	53.2	80	42	15:36
2011-12	0	1	1	-18	103	3.9	762	55.0	52	23	15:32
2013-14	0	1	1	E	96	6.3	648	54.6	62	24	11:42
TOTALS	**15**	**5**	**8**	**-31**	**1,011**	**7.2**	**6507**	**52.7**	**435**	**279**	**14:07**

CAREER HIGHLIGHTS

CAREER HIGHS (LAST TIME)			
GOALS	2 (8x), 1/4/14 at TOR	**SHOTS**	6 (5x), 3/19/11 at OTT
ASSISTS	3 (2x), 1/16/06 at CBJ	**GOAL STREAK**	2 (5x), 3/26/11 – 3/29/11 (3)
POINTS	3 (4x), 3/29/11 vs. OTT (2G-1A)	**ASSIST STREAK**	5, 1/21/09 – 2/3/09 (7)
PIM	10, 2/21/09 vs. VAN	**POINT STREAK**	5, 1/21/09 – 2/3/09 (2G-7A)

SCORING VS. NHL

TEAM	GP	G	A	PTS
ANA	8	1	1	2
ARI	12	0	5	5
BOS	32	4	8	12
BUF	31	4	6	10
CGY	11	1	3	4
CAR	34	4	7	11
CHI	9	1	1	2
COL	12	3	3	6
CBJ	15	1	8	9
DAL	13	2	2	4
DET	16	1	3	4
EDM	14	2	1	3
FLA	30	2	6	8
LAK	11	1	1	2
MIN	7	0	2	2
MTL	28	4	13	17
NSH	12	0	3	3
NJD	32	4	4	8
NYI	37	2	7	9
NYR	21	3	5	8
OTT	28	7	6	13
PHI	38	8	9	17
PIT	24	1	5	6
SJS	10	3	0	3
STL	10	1	2	3
TBL	17	2	1	3
TOR	23	5	5	10
VAN	11	0	1	1
WSH	28	3	7	10
WPG	29	3	5	8
TOTALS	**603**	**73**	**130**	**203**

NHL FIRSTS	
GAME	11/1/03 at MTL
GOAL	10/6/05 vs. MTL (Théodore)
ASSIST	11/1/03 at MTL

NHL AWARDS

Bill Masterton Trophy, 2013-14

CAREER SHOOTOUTS

GOALS	SHOTS	SHOT%	GDG
6	14	42.9	4

JOHN MOORE

17

DEFENSEMAN

HEIGHT **6'3"** WEIGHT **210** SHOOTS **LEFT** BORN **NOV 19, 1990** BIRTHPLACE **WINNETKA, IL**

CAREER HIGHLIGHTS: 2013-14: Established career-highs in games played (74), goals (four), assists (11), points (15), plus/minus rating (plus-seven), game-winning goals (two), penalty minutes (25), power play assists (two), power play points (two), and shots on goal (115) ... Ranked third among Rangers defensemen in goals, points, and plus/minus rating, tied for fourth in assists, and ranked second in game-winning goals ... Skated in his 100th career NHL game on Oct. 3 at PHX ... Tallied the first game-winning goal of his career on Oct. 16 at WSH ... Recorded his first career power play point with an assist on Nov. 19 vs. BOS ... Registered the second multi-point effort of his career with two assists, recorded three shots on goal, and posted a plus-two rating on Dec. 18 vs. PIT ... Tied for the game-high by recording a single-game career-high, seven shots on goal on Dec. 27 at WSH ... Established playoff career-highs in games played (21), assists (two), points (two), plus/minus rating (plus-two) and shots on goal (19) ... Ranked seventh on the team – and third among defensemen – in plus/minus rating in the playoffs ... Tallied his first career power play point in postseason action with an assist, and was credited with three blocked shots in Game 1 of the Eastern Conference Finals at MTL on May 17 ... Tied a single-game playoff career-high with a plus-two rating in Game 5 at MTL on May 27 ... Registered an assist in Game 4 of the Stanley Cup Final vs. LAK on June 11. **2012-13:** Notched a goal and logged 14:09 of ice time while making his Rangers debut on Apr. 3 vs. PIT ... Tallied six points (one goal, five assists) and posted a plus-nine rating in 13 games after being acquired by the Rangers ... Assessed his first NHL career fighting major on Apr. 18 vs. FLA ... Tied for sixth on the Rangers in blocked shots (18) in the playoffs ... Made his NHL playoff debut in Game 1 of the Eastern Conference Quarterfinals at WSH on May 2 ... Tallied his first NHL playoff point with an assist on the game-winning goal in Game 6 vs. WSH on May 12 ... Was credited with a game-high, four blocked shots in 13:01 of ice time in Game 3 of the Eastern Conference Semifinals vs. BOS on May 21. **2011-12:** Established a career-high in average ice time (15:49) ... Tallied his first career NHL point with a goal on Oct. 25 vs. DET ... Notched two assists, including his first career NHL assist, for his first career multi-point performance on Dec. 29 at DAL ... Registered points in back-to-back games for the first time in his career, recording two assists on Dec. 29 at DAL and Dec. 31 vs. WSH ... Tallied an assist and logged a single-game career-high, 26:37 of ice time on Feb. 3 at ANA. **2010-11:** Made his NHL debut on Feb. 5 vs. EDM.

AHL CAREER: 2012-13: Established an AHL career-high in plus/minus rating (plus-14) ... Registered three goals and six assists in 24 games with Springfield before being recalled prior to the start of the NHL season. **2011-12:** Recorded a goal and an assist in five games with Springfield prior to his recall on Oct. 22. **2010-11:** Established AHL career-highs in games played (73), goals (five), assists (19), and points (24) ... Notched the first point of his professional career with an assist on Oct. 29 at Connecticut ... Registered his first professional goal and added an assist on Oct. 30 vs. Connecticut ... Tallied one assist for the Eastern Conference while skating in the AHL All-Star Game.

JUNIOR CAREER: 2009-10: Ranked fourth on Kitchener in assists (37) and fifth in points (47) ... Led Kitchener defensemen in goals (10), assists, points, and power play goals (six) ... Named to the OHL Western Conference All-Star Team and won the Bob "Snowy" Schlieman Award given to the Rangers' best offensive defenseman ... Won the Rangers' Ted Scharf Humanitarian Award and was named the Fan Choice Chicago Defenseman of the Year ... Helped lead Kitchener to the semifinals of the Ontario Hockey League (OHL) playoffs ... Registered four goals and 12 assists in 20 playoff games with Kitchener... Tied for fifth in the OHL in power play assists (seven) in the playoffs.

USHL CAREER: 2008-09: Recorded 14 goals and 25 assists in 57 games with the Chicago Steel ... Ranked first among team defensemen and third on the team in points ... Ranked fourth among USHL defensemen in points and was named USHL Defenseman of the Year. **2007-08:** Recorded four goals and 11 assists in 56 games for Chicago in his first season in the USHL.

INTERNATIONAL CAREER: 2008: Captured a gold medal as a member of Team USA at the 2008 World Junior "A" Challenge.

BACKGROUND: Nicknames are "Mooresy" and "Jo-Mo" ... Began playing hockey at the age of 3 and idolized Scott Niedermayer growing up ... His parents had the greatest influence on his hockey career ... Scoring his first NHL goal is his most memorable hockey moment ... Favorite movie is Forrest Gump ... Lists U2 as his favorite musical band ... Enjoys Italian food ... His first job was as a golf caddie ... Enjoys playing video games and reading in his spare time ... Single.

CAREER TRANSACTIONS: June 26, 2009 – Selected by Columbus in the first round, 21st overall, of the 2009 NHL Entry Draft. **April 3, 2013** – Acquired by the Rangers with Derick Brassard, Derek Dorsett and a sixth-round pick in the 2014 NHL Entry Draft for Marian Gaborik, Blake Parlett and Steven Delisle.

CAREER STATISTICS

			REGULAR SEASON					PLAYOFFS				
SEASON	TEAM	LEAGUE	GP	G	A	PTS	PIM	GP	G	A	PTS	PIM
2006-07	Chicago	MWEHL	31	1	12	13	26	-	-	-	-	-
	Chicago	EXHIB.	30	13	37	50	14	-	-	-	-	-
2007-08	Chicago	USHL	56	4	11	15	26	7	0	2	2	2
2008-09	Chicago	USHL	57	14	25	39	50	-	-	-	-	-
2009-10	Kitchener	OHL	61	10	37	47	53	20	4	12	16	2
2010-11	**Blue Jackets**	**NHL**	**2**	**0**	**0**	**0**	**0**	-	-	-	-	-
	Springfield	AHL	73	5	19	24	23	-	-	-	-	-
2011-12	**Blue Jackets**	**NHL**	**67**	**2**	**5**	**7**	**8**	-	-	-	-	-
	Springfield	AHL	5	1	1	2	2	-	-	-	-	-
2012-13	**Blue Jackets**	**NHL**	**17**	**0**	**1**	**1**	**2**	-	-	-	-	-
	RANGERS	**NHL**	**13**	**1**	**5**	**6**	**5**	**12**	**0**	**1**	**1**	**2**
2013-14	**RANGERS**	**NHL**	**74**	**4**	**11**	**15**	**25**	**21**	**0**	**2**	**2**	**16**
	NHL TOTALS		**173**	**7**	**22**	**29**	**40**	**33**	**0**	**3**	**3**	**18**
	NYR TOTALS		**87**	**5**	**16**	**21**	**30**	**33**	**0**	**3**	**3**	**18**

STATISTICAL BREAKDOWN

SEASON	PPG	SHG	GWG	+/-	SH	SH%	TF	F%	H	BS	MIN
2010-11	0	0	0	E	0	0.0	0	0.0	1	2	11:28
2011-12	0	0	0	-23	64	3.1	0	0.0	47	70	15:49
2012-13	0	0	0	4	29	3.4	0	0.0	38	32	13:20
2013-14	0	0	2	7	115	3.5	0	0.0	59	57	15:19
TOTALS	**0**	**0**	**2**	**-12**	**208**	**3.4**	**0**	**0.0**	**45**	**161**	**15:07**

CAREER HIGHLIGHTS

CAREER HIGHS (LAST TIME)			
GOALS	1 (7x), 4/3/14 at COL	**SHOTS**	7, 12/27/13 at WSH
ASSISTS	2 (2x), 12/18/13 vs. PIT	**GOAL STREAK**	N/A
POINTS	2 (2x), 12/18/13 vs. PIT (2A)	**ASSIST STREAK**	2 (3x), 3/7/14 – 3/9/ 14 (2A)
PIM	5 (2x), 1/12/14 vs. PHI	**POINT STREAK**	2 (6x), 4/3/14 – 4/5/14 (1G-1A)

SCORING VS. NHL

TEAM	GP	G	A	PTS
ANA	7	0	1	1
ARI	7	0	1	1
BOS	4	0	1	1
BUF	6	0	1	1
CGY	5	0	0	0
CAR	7	0	1	1
CHI	11	0	0	0
COL	5	1	0	1
CBJ	4	0	1	1
DAL	6	1	2	3
DET	10	1	2	3
EDM	5	0	0	0
FLA	6	0	2	2
LAK	6	0	1	1
MIN	6	0	0	0
MTL	3	0	0	0
NSH	9	0	0	0
NJD	7	0	2	2
NYI	6	0	0	0
NYR	1	0	0	0
OTT	4	1	1	2
PHI	5	0	2	2
PIT	7	1	2	3
SJS	6	0	0	0
STL	8	0	0	0
TBL	5	0	0	0
TOR	6	0	2	2
VAN	4	0	0	0
WSH	5	2	0	2
WPG	2	0	0	0
TOTALS	**173**	**7**	**22**	**29**

NHL FIRSTS	
GAME	2/5/11 vs. EDM
GOAL	10/25/11 vs. DET (Conklin)
ASSIST	12/29/11 at DAL

RICK NASH

LEFT WING

61

HEIGHT **6'4"** WEIGHT **220** SHOOTS **LEFT** BORN **JUN 16, 1984** BIRTHPLACE **BRAMPTON, ON**

CAREER HIGHLIGHTS: 2013-14: Established a career-high in game-winning goals (nine) ... Tied for third in the NHL and led the team in game-winning goals; tied the Rangers franchise-record for game-winning goals in one season ... Tied for the team lead and tied for 10th in the NHL in shorthanded points (four) ... Led the team in goals (26), ranked second in shots on goal (258) and shorthanded goals (two), and tied for fifth in plus/minus rating (plus-10) ... The Rangers were 16-4-1 when he registered a goal ... Tallied three points (one goal, two assists), recorded five shots on goal, and posted a plus-three rating on Nov. 30 vs. VAN ... Registered his 600th career NHL point with a goal on Dec. 10 vs. NSH ... Tallied 11 goals in an 11-game stretch for the first time in his career from Jan. 6 vs. CBJ to Jan. 26 at NJD, and registered a five-game goal streak from Jan. 18 at OTT to Jan. 26 at NJD (seven goals in the five contests) ... Notched the opening goal in two straight games – Jan. 19 (1:10 of the 1st) and Jan. 21 (1:02 of the 1st); according to the Elias Sports Bureau, he became the first Ranger to score a goal within the game's opening 70 seconds in consecutive games since Jan Hlavac in 1999-00 ... Credited with the game-winning goal in four straight games in which he scored a goal from Jan. 10 vs. DAL to Jan. 19 vs. WSH; became the first Ranger to do so since Tom Poti in 2003-04 ... Recorded the game-winning goal with less than two minutes remaining in regulation on two occasions – Jan. 10 vs. DAL (18:02 of the third period) and Apr. 10 vs. BUF (18:18 of the third period) ... Tallied his 20th goal of the season, added an assist, and tied for the game-high with five shots on goal on Mar. 7 at CAR; is the only player in the NHL with an active streak of 10 straight 20-goal seasons ... Established playoff career-highs in games played (25), goals (three), assists (seven), points (10), and shots on goal (83) ... Led the NHL in shots on goal in the playoffs ... Tied for fifth on the team in assists and game-winning goals (one), and ranked fourth among forwards on the team in average ice time (17:25) in the playoffs ... Established a playoff career-high with a three-game assist streak and tied a playoff career-high with a three-game point streak from Game 1 of the Metropolitan Division Semifinals vs. PHI on Apr. 17 to Game 3 at PHI on Apr. 22 (four assists over the span) ... Established a single-game playoff career-high with two assists and tied a single-game playoff career-high with a plus-two rating in Game 3 at PHI on Apr. 22 ... Tied for the team lead in goals (three) and tied for fourth on the team in points (five) in the Eastern Conference Finals against MTL ... Registered a goal in consecutive playoff games for the first time in his career in Games 1 and 2 at MTL on May 17 and May 19 ... Tallied the first game-winning goal of his career in postseason play in Game 2 at MTL on May 19 ... Tied a single-game playoff career-high with eight shots on goal in Game 2 of the Stanley Cup Final at LAK on June 7. **2012-13:** Established a career-high in plus/minus rating (plus-16) ... Led the Rangers in goals (21) and shots on goal (176), ranked second on the team in points (42), third in assists (21), tied for second in power play assists (six) and power play points (nine), and tied for third in power play goals (three) ... Tied for 10th in the NHL in goals and ranked fifth in shots on goal ... Recorded 14 multi-point performances, including four multi-goal efforts ... Notched 14 points (nine goals, five assists) in 14 games during the month of April ... Tallied two goals, including his 20th goal of the season, a game-high, seven shots, and posted a plus-two rating in the season finale on Apr. 27 vs. NJD ... Notched two goals, including his 300th career NHL goal, added an assist on the game-winning goal, tied for the team-high with five shots on goal, and posted a plus-three rating on Mar. 26 at PHI ... Tallied an assist on Mar. 21 vs. FLA, while skating in his 700th career NHL contest ... Registered a point in 10 straight appearances from Feb. 10 vs. TBL to Mar. 10 at WSH (seven goals, nine assists over the span), including a five-game goal streak (six goals) and a six-game assist streak (six assists) ... Notched his first goal as a Ranger with a shorthanded tally on Jan. 20 vs. PIT ... Tallied his first point with an assist in 21:41 of ice time while making his Rangers debut on Jan. 19 at BOS ... Established a playoff career-high in plus/minus rating (plus-three) ... Led the team in shots on goal (42), ranked third on the team in assists (four) and plus/minus rating, and tied for fourth on the team in points (five) in the playoffs ... Made his Rangers playoff debut in Game 1 of the Eastern Conference Quarterfinals at WSH on May 2 ... Recorded his first playoff point as a Ranger with an assist in Game 3 vs. WSH on May 6 ... Registered four points in a five-game span from Game 7 at WSH on May 13 to Game 4 of the Eastern Conference Semifinals vs. BOS on May 23 (one goal, three assists) ... Tallied his first playoff goal as a Ranger in Game 2 at BOS on May 19 ... Recorded an assist on the game-winning goal in overtime in Game 4 vs. BOS on May 23. **2011-12:** Established a career-high in games played (82) and tied his career-high in power play assists (13) ... Was one of two Blue Jackets to skate in all 82 games ... Led the team in goals (30), points (59), power play assists, power play points (19), and shots on goal (306), tied for first in shorthanded goals (two), and ranked second in assists (29) and power play goals (six) ... Ranked fourth in the NHL in shots on goal ... Reached the 30-goal mark for the fifth consecutive season and seventh season overall ... Tallied his 30th goal in the season finale on Apr. 7 vs. NYI ... Registered his 500th career point with an assist on Nov. 10 vs. CHI ... Tallied a power play goal and recorded six shots on goal while skating in his 600th career NHL game on Oct. 22 at OTT. **2010-11:** Led Columbus in goals (32), assists (34), points (66), game-winning goals (seven), shots on

61
BAUER
61
NEWYO
WINNW
BAUER

goal (305), and multi-point games (16), ranked second in power play points (14), tied for second in power play goals (six), and tied for fourth in power play assists (eight) ... Ranked sixth in the NHL in shots on goal, tied for 12th in game-winning goals and tied for 14th in goals ... Was one of four NHL players to record 30 goals and 60 points in each of the four seasons from 2007-08 to 2010-11 ... Skated in his fifth NHL All-Star Game, registering one goal and one assist in the contest ... Tied his single-game career-high with four points (two goals, two assists) on Mar. 19 at MIN ... Tied his career-high for longest point streak with a nine-game point streak from Jan. 8 at LAK to Feb. 1 vs. CHI (five goals, seven assists) ... Notched a goal in six straight games in which he played from Nov. 6 vs. MIN to Nov. 22 vs. NSH (nine goals). **2009-10:** Led Columbus in goals (33), points (67), power play goals (10), game-winning goals (six), shorthanded points (four), and shots on goal (254), tied for first in shorthanded goals (two) and shorthanded assists (two), tied for second in power play points (22), tied for third in assists (34), and tied for fourth in power play assists (12) ... Tallied an assist while skating in his 500th career NHL game on Feb. 4 vs. DAL ... Notched his 400th career NHL point with the game-winning goal on Jan. 18 vs. STL ... Tallied three points (two goals, one assist), including the 200th goal of his NHL career, on Oct. 24 at ANA ... Registered four consecutive multi-point performances from Oct. 5 at VAN to Oct. 13 vs. CGY, recording nine points (two goals, seven assists) over the span ... Tallied three assists on Oct. 5 at VAN. **2008-09:** Named the NHL Foundation Player Award winner, presented annually to a player "in recognition of his commitment and service to charities in his community" ... Established career-highs in assists (39), points (79), shorthanded goals (five), shorthanded points (six), and average ice time (21:09), and tied a career-high in power play assists (13) ... Led the team in goals (40), assists, points, power play points (19), shorthanded goals, shorthanded points, and shots on goal (263), ranked second in power play goals and game-winning goals (five), tied for third in plus/minus rating, and ranked fourth on the team – first among forwards – in average ice time ... Tied for fifth in the NHL in goals, tied for second in shorthanded goals, and tied for fifth in shorthanded points ... Established a Columbus franchise record with a career-high, 24 multi-point performances ... Tallied a single-game career-high, four assists and tied a single-game career-high with four points on Mar. 26 vs. CGY ... Skated in his fourth NHL All-Star Game, registering one goal and two assists in the contest ... Named the NHL's Third Star of the Month for March, recording 17 points (10 goals, seven assists) and a plus-seven rating in 15 games ... Notched an unassisted hat trick on Mar. 7 at DET, becoming the first player in the NHL to accomplish the feat since Maurice Richard on Mar. 14, 1948 at NYR ... Recorded an assist while skating in his 400th career NHL game on Dec. 31 at ANA ... Registered his 300th career NHL point with a goal on Dec. 4 at SJS ... Posted a five-game goal/point streak from Nov. 12 vs. PHX to Nov. 22 at ATL, (five goals, three assists over the span) ... Led the team in power play assists (two) and shots (13) on goal, and tied for the team lead in assists (two), points (three), and power play points (two) while skating in four playoff contests ... Made his NHL playoff debut in Game 1 of the Western Conference Quarterfinals at DET on Apr. 16 ... Tallied his first career NHL playoff point with a power play assist in Game 3 vs. DET on Apr. 21 ... Registered his first career playoff goal and added an assist in Game 4 vs. DET on Apr. 23. **2007-08:** Established career-highs in shots on goal (329) and penalty minutes (95) ... Led Columbus in goals (38), points (69), power play goals (10), shorthanded goals (four), shorthanded points (four), game-winning goals (six) and shots on goal, ranked second in assists (31), tied for second in power play points (22), finished third in power play assists (12), and tied for fourth in penalty minutes ... His 329 shots on goal established a single-season franchise record for the Blue Jackets ... Tied for fifth in the NHL in shorthanded goals, ranked sixth in shots on goal, and tied for 11th in goals ... Named the fifth captain in Columbus franchise history on Mar. 12 ... Skated in his third NHL All-Star Game, establishing an All-Star Game record for the fastest goal to begin the game (0:12) and became the 15th player in All-Star Game history to record a hat trick (three goals) ... Tallied his second career hat trick on Dec. 31 vs. EDM (three goals) ... Recorded his 100th career assist on Nov. 18 vs. DET ... Skated in his 300th career NHL game on Nov. 12 vs. NSH ... Posted two, five-game goal streaks from Oct. 17 vs. DAL to Oct. 25 vs. STL (six goals, three assists) and Nov. 14 vs. CHI to Nov. 23 at MIN (five goals, four assists) ... Established a single-game career-high with four points (two goals, two assists) in the season opener on Oct. 5 vs. ANA. **2006-07:** Led Columbus in goals (27), power play goals (nine), game-winning goals (five) and shots on goal (228), tied for first in shorthanded assists (two), ranked second in assists (30), points (57) and shorthanded points (three), and finished third in power play assists (13) and power play points (22) ... Skated in his second NHL All-Star Game, registering two goals and two assists in the contest ... Tallied his first career shorthanded goal, which was the game-winner, on Feb. 24 at NYR ... Notched his 100th career goal and added an assist on Dec. 16 vs. CHI. **2005-06:** Led the team in goals (31), tied for first in power play goals (11), ranked second in shorts on goal (170), tied for second in points (54), ranked third in game-winning goals (four), finished fourth in power play points (19), and tied for fourth in assists (23) ... Established a Columbus franchise record for fastest goal to begin a game, tallying a goal at 0:10 of the first period on Jan. 11 vs. PIT ... Established a career-high, nine-game point streak from Dec. 30 at CHI to Jan. 16 vs. NY Rangers (nine goals, seven assists), including a career-high, six-game goal streak from Dec. 30 at CHI to Jan. 11 vs. PIT (seven goals). **2003-04:** Captured the Maurice "Rocket" Richard Trophy, along with Ilya Kovalchuk (ATL) and Jarome Iginla (CGY), as the league's top goal scorer, becoming the youngest player in NHL history to win the award ... Became the first teenager to surpass the 40-goal mark since Jimmy Carson in 1987-88 ... Established career-highs in goals (41), power play goals (19), and power play points (29) ... Led the team in goals, points (57), power play goals, power play points and game-winning goals, and ranked third in power play assists (10) and penalty minutes (87) ... Notched his 40th goal of the season on Mar. 27 at NSH ... Skated in his first NHL All-Star Game at 19 years, 237 days old, becoming the youngest participant since Toronto's Wendell Clark (19 years, 102 days) in 1986 and the first teenager to play in the All-Star Game since Quebec's Owen Nolan (19 years, 340 days) and Pittsburgh's Jaromir Jagr (19 years, 337 days) in 1992 ... Tallied his 30th goal of the season on Jan. 24 vs. CHI. **2002-03:** Named to the NHL All-Rookie Team ... Was voted a finalist for the Calder Memorial Trophy as the NHL's Rookie of the Year ... Led

NHL rookies in power play points (16), ranked second in power play goals (six), power play assists (10) and shots on goal (154), tied for second in points (39), tied for third in assists (22), and finished fourth in goals (17) ... Ranked fourth on Columbus in shots on goal, fifth in power play goals, and tied for fifth in game-winning goals (two) ... Notched a goal while making his NHL debut on Oct. 10 vs. CHI, becoming just the eighth No. 1 overall pick to tally a goal in his first NHL game ... Became the fourth-youngest player in NHL history to tally an overtime goal with his game-winner on Mar. 6 vs. VAN ... Selected to participate in the Topps/YoungStars Game as part of NHL All-Star Weekend, registering two goals and an assist in the contest ... Registered a season-high, five-game point streak from Jan. 8 at MIN to Jan. 15 vs. ANA, recording eight points (three goals, five assists) over the span ... Named the NHL Rookie of the Month for November, recording nine points (four goals, five assists) in 15 games ... Posted his first career multi-point performance with two goals on Nov. 9 vs. NYR ... Tallied his first career NHL assist on Oct. 25 vs. CHI.

JUNIOR CAREER: 2001-02: Established OHL career-highs in goals (32), assists (40), points (72), power play goals (15), power play assists (24), power play points (39), shorthanded assists (three), shorthanded points (five), and penalty minutes (88) ... Led London in goals, ranked second in points and power play goals, third in assists, and tied for first in shorthanded goals (two) ... Tied for eighth in the league in power play goals, ninth in power play assists and 11th in shorthanded assists ... Tallied single-game career-highs with four assists and five points on Nov. 22 at Erie ... Established OHL playoff career-highs in games played (12), goals (10), assists (nine), points (19), power play goals (six), power play assists (five), power play points (11), and penalty minutes (21) ... Tied for third in the OHL in power play goals, ranked sixth in goals, and tied for ninth in points in the playoffs ... Led the team in goals, points and power play goals, and tied for third in assists in the playoffs. **2000-01:** Captured the "Emms Family Award" as OHL Rookie of the Year and was selected to the OHL First All-Rookie Team, as well as the CHL All-Rookie Team ... Led all OHL rookies in power play assists (21), power play points (33), shorthanded goals (four), and shorthanded points (four), ranked second in power play goals (12), third in goals (31), tied for third in points (66), and finished fifth in assists (35) ... Led London in goals and shorthanded goals, ranked second in assists and points, and tied for fourth in power play goals ... Led the team in shorthanded goals (one), tied for the team lead in power play goals (two), ranked second in points (six), tied for second in goals (three), and tied for third in assists (three) while skating in four playoff contests ... Tallied two points (one goal, one assist) while skating in his first career OHL playoff contest on Mar. 25 at Erie.

EUROPEAN CAREER: 2012-13: Registered 12 goals and six assists, along with eight penalty minutes and a plus-five rating in 17 games with HC Davos of the Swiss National League A (NLA). **2004-05:** Ranked second in the NLA in goals (26) ... Led HC Davos in goals and penalty minutes (83), ranked second in points (46), and finished fifth in assists (20) ... Captured the Spengler Cup, with HC Davos, registering seven points (four goals, three assists) in five tournament contests ... Led all tournament skaters points, tied for first among all skaters in goals, and tied for third in assists en route to being named to the All-Tournament Team ... Recorded 11 points (nine goals, two assists) in 15 playoff games to help HC Davos win the NLA Championship.

INTERNATIONAL CAREER: 2014: Captured his second Olympic gold medal while representing Team Canada at the 2014 Winter Olympics in Sochi, Russia ... Tallied one assist in six games. **2011:** Tied for second on Team Canada in assists (three) and fourth in points (five) while skating in seven tournament contests at the World Championship in Bratislava/Kosice, Slovakia. **2010:** Captured a gold medal with Canada at the 2010 Winter Olympic Games in Vancouver, British Columbia, registering five points (two goals, three assists) in seven tournament contests ... Notched his first career Olympic goal on Feb. 23 against Germany. **2008:** Captured a silver medal with Canada at the World Championship in Quebec City/Halifax, Canada ... Tied for second among all tournament skaters in goals (six), tied for third in points (13), tied for seventh in assists (seven), and tied for 10th in plus/minus rating (plus-nine), while skating in nine tournament contests ... Tied for the team lead in power play goals (three), ranked second in goals and shots on goal (36), third in points, tied for fourth in plus/minus rating, and ranked fifth in assists. **2007:** Captured a gold medal with Canada at the World Championship in Moscow, Russia ... Selected by the Directorate as Tournament MVP and was named to the All-Tournament Team for the second time ... Tied for third among all tournament skaters in goals (six), tied for fourth in plus/minus rating (plus-eight), and tied for sixth in points (11) while skating in nine tournament contests. **2006:** Tallied one assist in six games while making his Olympic debut with Canada at the 2006 Winter Olympic Games in Torino, Italy ... Registered his first career Olympic point with an assist in a preliminary round contest on Feb. 16 against Germany. **2005:** Captured a silver medal with Canada at the World Championship in Vienna/Innsbruck, Austria ... Led all tournament skaters in goals (nine), ranked second in points (15), tied for fourth in plus/minus rating (plus-seven), and tied for sixth in assists (six). **2002:** Captured a silver medal with Canada at the World U-20 Junior Championship in Pardubice/Hradec Kralove, Czech Republic. Tallied three points (one goal, two assists) and posted a plus-three rating in seven tournament contests.

BACKGROUND: His nickname is "Nasher" ... He first started playing hockey at age three ... His first car was a Chevy Blazer ... Lists Mats Sundin as his childhood hockey idol ... Enjoys listening to punk and country music ... Lists Matt Damon as his favorite actor, and Jessica Simpson as his favorite female celebrity ... Is a fan of the TV series True Blood and Dexter ... Enjoys reading and lists Of Mice and Men his favorite book ... Married - wife, Jessica.

CAREER TRANSACTIONS: June 22, 2002 – Selected by Columbus in the first round, first overall, of the 2002 NHL Entry Draft. **July 23, 2012** – Acquired by the Rangers, along with Steven Delisle and a third-round pick in the 2013 NHL Entry Draft (Pavel Buchnevich), in exchange for Brandon Dubinsky, Artem Anisimov, Tim Erixon and a first round selection in the 2013 NHL Entry Draft (Kerby Rychel).

CAREER STATISTICS

			REGULAR SEASON					PLAYOFFS				
SEASON	TEAM	LEAGUE	GP	G	A	PTS	PIM	GP	G	A	PTS	PIM
2000-01	London	OHL	58	31	35	66	56	4	3	3	6	8
2001-02	London	OHL	54	32	40	72	88	12	10	9	19	21
	Canada	WJC	7	1	2	3	2	–	–	–	–	–
2002-03	**Blue Jackets**	**NHL**	**74**	**17**	**22**	**39**	**78**	**–**	**–**	**–**	**–**	**–**
2003-04	**Blue Jackets**	**NHL**	**80**	**41**	**16**	**57**	**87**	**–**	**–**	**–**	**–**	**–**
2004-05	Davos	NLA	44	26	20	46	83	15	9	2	11	26
	Canada	WC	9	9	6	15	8	–	–	–	–	–
2005-06	**Blue Jackets**	**NHL**	**54**	**31**	**23**	**54**	**51**	**–**	**–**	**–**	**–**	**–**
	Canada	OLYMPICS	6	0	1	1	10	–	–	–	–	–
2006-07	**Blue Jackets**	**NHL**	**75**	**27**	**30**	**57**	**73**	**–**	**–**	**–**	**–**	**–**
	Canada	WC	9	6	5	11	4	–	–	–	–	–
2007-08	**Blue Jackets**	**NHL**	**80**	**38**	**31**	**69**	**95**	**–**	**–**	**–**	**–**	**–**
	Canada	WC	9	6	7	13	6	–	–	–	–	–
2008-09	**Blue Jackets**	**NHL**	**78**	**40**	**39**	**79**	**52**	**4**	**1**	**2**	**3**	**2**
2009-10	**Blue Jackets**	**NHL**	**76**	**33**	**34**	**67**	**58**	**–**	**–**	**–**	**–**	**–**
	Canada	OLYMPICS	7	2	3	5	0	–	–	–	–	–
2010-11	**Blue Jackets**	**NHL**	**75**	**32**	**34**	**66**	**34**	**–**	**–**	**–**	**–**	**–**
	Canada	WC	7	2	3	5	2	–	–	–	–	–
2011-12	**Blue Jackets**	**NHL**	**82**	**30**	**29**	**59**	**40**	**–**	**–**	**–**	**–**	**–**
2012-13	**RANGERS**	**NHL**	**44**	**21**	**21**	**42**	**26**	**12**	**1**	**4**	**5**	**0**
	Davos	NLA	17	12	6	18	8	-	-	-	-	-
2013-14	**RANGERS**	**NHL**	**65**	**26**	**13**	**39**	**36**	**25**	**3**	**7**	**10**	**8**
	Canada	OLYMPICS	6	0	1	1	2	–	–	–	–	–
	NHL TOTALS		**783**	**336**	**292**	**628**	**630**	**41**	**5**	**13**	**18**	**10**
	NYR TOTALS		**109**	**47**	**34**	**81**	**62**	**37**	**4**	**11**	**15**	**8**

STATISTICAL BREAKDOWN

SEASON	PPG	SHG	GWG	+/-	SH	SH%	TF	F%	H	BS	MIN
2002-03	6	0	2	-27	154	11.0	14	35.7	31	2	13:57
2003-04	19	0	7	-35	269	15.2	21	28.6	–	–	17:38
2005-06	11	0	4	5	170	18.2	38	50.0	43	7	18:16
2006-07	9	1	5	-8	228	11.8	143	42.6	71	26	19:12
2007-08	10	4	6	2	329	11.6	44	31.8	67	30	20:29
2008-09	6	5	5	11	263	15.2	18	27.8	71	29	21:10
2009-10	10	2	6	-2	254	13.0	22	50.0	121	25	20:56
2010-11	6	0	7	2	305	10.5	24	29.2	91	19	18:56
2011-12	6	2	2	-19	306	9.8	19	31.6	104	21	19:05
2012-13	3	1	3	16	176	11.9	12	41.7	46	25	19:58
2013-14	4	2	9	10	258	10.1	2	100.0	11	29	17:01
TOTALS	**90**	**17**	**56**	**-45**	**2,712**	**12.4**	**357**	**39.5**	**656**	**213**	**19:47**

CAREER STATISTICS

CAREER HIGHLIGHTS

CAREER HIGHS (LAST TIME)			
GOALS	3 (5x), 11/20/10 at SJS	**SHOTS**	12, 2/28/13 vs. TBL
ASSISTS	4, 3/26/09 vs. CGY	**GOAL STREAK**	6, 12/30/05 – 1/11/06 (7)
POINTS	4 (4x), 3/19/11 at MIN (2G-2A)	**ASSIST STREAK**	5 (4x), 3/25/12 – 3/31/12 (6)
PIM	9 (3x), 3/21/14 at CBJ	**POINT STREAK**	9, 12/30/05 – 1/16/06 (9G-7A)

SCORING VS. NHL

TEAM	GP	G	A	PTS
ANA	34	18	16	34
ARI	36	17	17	34
BOS	15	3	5	8
BUF	15	10	4	14
CGY	36	9	15	24
CAR	15	5	6	11
CHI	57	25	27	52
COL	34	12	12	24
CBJ	3	2	0	2
DAL	35	20	9	29
DET	57	25	22	47
EDM	36	14	13	27
FLA	14	4	7	11
LAK	35	15	16	31
MIN	34	13	15	28
MTL	10	3	4	7
NSH	53	21	16	37
NJD	13	6	1	7
NYI	17	7	7	14
NYR	9	8	1	9
OTT	13	9	0	9
PHI	15	7	7	14
PIT	18	7	5	12
SJS	35	17	7	24
STL	50	21	19	40
TBL	16	7	6	13
TOR	14	4	6	10
VAN	37	15	17	32
WSH	15	9	8	17
WPG	12	3	4	7
TOTALS	**783**	**336**	**292**	**628**

NHL FIRSTS	
GAME	10/10/02 vs. CHI
GOAL	10/10/02 vs. CHI (Thibault)
ASSIST	10/25/02 vs. SJS

NHL AWARDS
NHL All-Rookie Team, 2003-04
Maurice "Rocket" Richard Trophy, 2003-04
NHL Foundation Player Award, 2008-09

CAREER SHOOTOUTS

GOALS	SHOTS	SHOT%	GDG
29	78	37.2	11

CAREER HAT TRICKS (5)

DATE	OPPONENT	GOALTENDER
4/7/06	at DET	Legace
12/31/07	EDM	Roloson
1/27/09	DET	Osgood
3/7/09	at DET	Osgood (2), Conklin (1)
11/20/10	at SJS	Niittymaki (2), empty net (1)

CAREER PENALTY SHOTS (10)

DATE	OPPONENT	GOALTENDER (RESULT)
2/6/06	at VAN	Auld (Save)
12/31/06	CHI	Khabibulin (Save)
10/19/07	at BUF	Miller (Save)
11/26/07	at EDM	Roloson (Save)
2/8/08	at SJS	Nabokov (Save)
1/2/09	at COL	Budaj (Goal)
4/8/09	at CHI	Khabibulin (Save)
10/25/09	at LAK	Quick (Save)
3/25/12	EDM	Dubnyk (Goal)
11/21/13	at DAL	Lehtonen (Save)

ALL STAR GAME SCORING

SEASON	TEAM	G	A
2003-04	Western Conference	0	0
2006-07	Western Conference	2	2
2007-08	Western Conference	3	0
2008-09	Western Conference	1	2
2010-11	Team Staal	1	1

MARTIN ST. LOUIS

26

RIGHT WING

HEIGHT **5'8"** WEIGHT **180** SHOOTS **LEFT** BORN **JUN 18, 1975** BIRTHPLACE **LAVAL, QC**

CAREER HIGHLIGHTS: 2013-14: Registered three shots on goal in 20:11 of ice time in his Rangers debut on Mar. 5 vs. TOR ... Tallied his first point as a Ranger with an assist on the game-winning goal on Mar. 7 at CAR ... Registered his first goal as a Ranger with a shorthanded tally on Apr. 1 at VAN ... Reached the 30-goal plateau for the seventh time in his career ... Tied for 16th in the NHL in goals (30), tied for 19th in points (69), and tied for seventh among NHL forwards in average ice time (20:56) ... Registered the first four-goal game of his career on Jan. 18 vs. SJS ... Established a playoff career-high in games played (25) and tied a playoff career-high in game-winning goals (three) ... Tied for third in the NHL in game-winning goals, tied for fifth in goals (eight), tied for eighth in power play goals (two) and power play points (six), and tied for 10th in points (15) in the playoffs ... Led the Rangers in goals and game-winning goals, ranked second on the team in shooting percentage (14.5%), tied for second in points, power play goals, and power play points, and tied for fifth in assists in the playoffs (seven) ... Tied for the series lead in assists (four) and points (six), and tied for the team lead in goals (two) in the Metropolitan Division Semifinals against PHI ... Registered a three-game point streak from Game 1 vs. PHI on Apr. 17 to Game 3 at PHI on Apr. 22 (two goals, three assists over the span) ... Tied a playoff career-high with a six-game point streak from Game 6 of the Metropolitan Division Finals vs. PIT on May 11 to Game 4 of the Eastern Conference Finals vs. MTL on May 25 (four goals, three assists over the span) ... Recorded the primary assist on the game-winning goal in Game 7 at PIT on May 13 ... Tied for the team lead in goals (three) and tied for fourth on the Rangers in points (five) in the Eastern Conference Finals against MTL ... Registered the game-winning goal in overtime in Game 4 vs. MTL on May 25 ... Tied for the series lead in goals (two) and tied for fourth on the team in points (two) in the Stanley Cup Final against LAK ... Registered the game-winning goal in Game 4 vs. LAK on June 11. **2012-13:** Captured his second Art Ross Trophy as the NHL's leading scorer with 60 points (17 goals, 43 assists); became the oldest player in NHL history to win the Art Ross Trophy ... Won the Lady Byng Trophy, awarded to the player who exhibited the best type of sportsmanship and gentlemanly conduct combined with a high standard of playing ability, for the third time in four seasons ... Nominated for the Ted Lindsay Award as the NHL's Most Outstanding Player as voted by members of the NHL Players' Association ... Led the NHL in assists, ranked fifth in power play assists (17), ninth in power play points (20), and finished third among NHL forwards in average ice time (21:59) ... Led Tampa Bay in power play assists and power play points, tied for first on the team in games played (48) and game-winning goals (two), and ranked second in goals and shots on goal (112) ... Was one of five Lightning players to skate in all 48 games ... Registered a point in 36 of 48 contests ... Was one of only two NHL players to not have consecutive point-less games (Chris Kunitz) ... Tallied a season-high, seven-game point streak from Feb. 28 at NYR to Mar. 12 at FLA (three goals, nine assists over the span), including a six-game assist streak from Mar. 2 at BOS to Mar. 12 at FLA ... Registered the seventh hat trick of his career on Apr. 24 vs. TOR. **2011-12:** Led Tampa Bay in assists (49) and takeaways (66), ranked second on the team in goals (25), points (74), shots on goal (185), and power play assists (12), finished third in power play points (16), and tied for third in game-winning goals (three) ... Finished second among NHL forwards in average ice time (22:37) ... Registered at least 70 points for the sixth consecutive season, extending his franchise record ... Posted 20 multi-point games, including four three-point games ... Tallied a nine-game point streak from Jan. 13 at WSH to Feb. 4 vs. FLA (six goals, 10 assists over the span), including an eight-game assist streak from Jan. 13 at WSH to Feb. 2 vs. WPG ... Posted four consecutive multi-point games from Jan. 20 at DAL to Jan. 31 vs. WSH (three goals, five assists over the span) ... Registered his fifth career hat trick while skating in his 900th career NHL game on Feb. 4 vs. FLA ... Recorded his sixth career hat trick assist on Feb. 26 at NJD ... Registered his 800th career point with a goal on Dec. 6 at NYI. **2010-11:** Established career-highs in assists (68), power play assists (37), and power play points (41), and tied a career-high in game-winning goals (seven) ... Won the Lady Byng Trophy, awarded to the player who exhibited the best type of sportsmanship and gentlemanly conduct combined with a high standard of playing ability, for the second consecutive season ... Named a finalist for the Hart Memorial Trophy as the NHL's Most Valuable Player ... Tied the Lightning single-season franchise record in assists ... Led Tampa Bay and ranked second in the NHL in assists and points (99) ... Led the NHL in power play assists and ranked second in the NHL in power play points ... Finished second on the team in goals (31) ... Posted his eighth straight 25-goal season and tallied at least 80 points for the fifth consecutive season ... Skated in all 82 games for the fifth consecutive season, and the seventh time in eight seasons ... Was one of four Lightning players to skate in all 82 games ... Made his sixth consecutive All-Star Game appearance ... Registered a nine-game point streak on two occasions – from Feb. 6 vs. STL to Feb. 27 at NYR (four goals, nine assists over the span) and from Mar. 25 vs. CAR to Apr. 9 at CAR (five goals, nine assists over the span) ... Established a single-game career-high with five assists and tied a single-game career-high with five points on Nov. 18 at PHI ... Established playoff career-highs in goals (10), power play goals (four), and power

26
BAUER
NEW YORK
26
BAUER

play points (11) ... Tied for first in the NHL in power play points, tied for second in power play goals, ranked third in goals and tied for third in points (20) in the playoffs ... Led Tampa Bay in goals, points, power play goals, and power play points, ranked second on the team in shots on goal (50), and finished fourth in assists (10) ... Posted eight multi-point games during the playoffs ... Recorded four consecutive multi-point games from Game 2 of the Eastern Conference Quarterfinals at PIT on Apr. 15 to Game 5 at PIT on Apr. 23 (four goals, four assists) over the span ... Tied single-game playoff career-highs with two goals and three points, and tallied the game-winning goal, in Game 6 of the Eastern Conference Finals vs. BOS on May 25. **2009-10:** Tied a career-high in game-winning goals (seven) ... Led the NHL in power play assists (30), tied for fourth in game-winning goals and power play points (37), finished fifth in assists (65), sixth in points (94), and ranked third among NHL forwards in average time on ice (21:48) ... Led Tampa Bay in assists, tied for first on the team in game-winning goals, ranked second in goals (29), points, and power play points, tied for second in power play goals, and finished third in shots on goal (242) ... Tied a career-high and a franchise record with a 10-game assist streak from Oct. 6 at CAR to Oct. 31 vs. NJD (12 assists over the stretch) ... Tied a career-high with a five-game goal streak from Jan. 27 vs. MTL to Feb. 4 vs. NYI (five goals over the span). **2008-09:** Led Tampa Bay in goals (30), assists (50), points (80), power play assists (18), power play points (25), shorthanded goals (two), shorthanded points (three), and takeaways (74) ... Ranked second on the team in shots on goal (262), tied for second in plus/minus rating (plus-four) and game-winning goals (three), tied for third in power play goals (seven), and led all forwards on the team in average ice time (21:17) ... Made his fifth career All-Star Game appearance, representing the Eastern Conference ... Tallied the game-winning goal in overtime on Mar. 24 vs. CBJ. **2007-08:** Established a career-high in average ice time (24:17) ... Led Tampa Bay and tied for seventh in the NHL in assists (58) ... Led the team in shorthanded goals (two) and takeaways (65), tied for the team lead in power play goals (10), power play assists (19), and power play points (29), ranked second on the team in points (83), shorthanded points (three), game-winning goals (five), and shots on goal (241), and finished third in goals (25) ... Led all NHL forwards in average ice time ... Recorded two assists in his fourth career All-Star Game appearance, representing the Eastern Conference ... Registered his 500th career point on Mar. 19 at BUF ... Tallied three points (one goal, two assists) and posted a single-game career-high, plus-five rating on Nov. 14 vs. CAR ... Registered a point in 18 of 23 games from Oct. 20 vs. ATL to Dec. 6 vs. CAR, including an eight-game point streak from Nov. 3 vs. ATL to Nov. 19 at ATL (six goals, nine assists over the span). **2006-07:** Established career-highs in goals (43), points (102), power play goals (14), shorthanded assists (six), shots on goal (273), and tied career-highs in game-winning goals (seven) and shorthanded points (11) ... Led the NHL in shorthanded assists and shorthanded points, ranked fifth in points, tied for fifth in goals, tied for ninth in assists, and led all NHL forwards in average ice time (24:09) ... Led Tampa Bay in assists, tied for the team lead in game-winning goals, ranked second in goals, points, plus/minus rating (plus-seven), average ice time, power play goals, and shots on goal ... Posted a career-high, 10-game assist streak from Dec. 30 vs. MTL to Jan. 16 vs. TOR (11 assists over the span) ... Recorded a career-high, five points (one goal, four assists) on Dec. 7 vs. ATL ... Tallied a career-high, five-game goal streak from Dec. 12 at TOR to Dec. 21 at OTT (six goals over the span) ... Registered 14 goals in 18 games from Nov. 20 at BUF to Dec. 28 vs. PHI ... Established a franchise record for the fastest three goals scored by one player (six minutes, 17 seconds) on Oct. 26 vs. CAR ... Established a playoff career-high in average ice time (28:06) ... Ranked seventh in the NHL and led all forwards in average ice time ... Led Tampa Bay in plus/minus rating (plus-six), tied for the team lead in assists (five) and points (eight), and tied for second in goals (three) in six playoff games ... Tied a single-game playoff career-high with three assists/points, and recorded an assist on the game-winning goal, in Game 3 vs. NJD on Apr. 16. **2005-06:** Tied a career-high in game-winning goals (seven) ... Tied for first on Tampa Bay in game-winning goals, tied for second in goals (31), ranked second in shorthanded goals (three) and shorthanded points (four), ranked fourth in points (61), and sixth in assists (30) ... Ranked second among forwards and fourth on the team in average ice time (20:59) ... Registered a six-game point streak from Nov. 25 vs. NJD to Dec. 10 vs. NSH (five goals, four assists over the span), including a four-game goal streak from Nov. 30 vs. TOR to Dec. 10 vs. NSH (four goals over the span) ... Led Tampa Bay with four goals and tied for third on the team with four points in five playoff contests ... Registered a three-game goal streak from Game 2 of the Eastern Conference Quarterfinals at OTT on Apr. 23 to Game 4 vs. OTT on Apr. 27 ... Registered two goals, including the game-winning goal, in Game 2 at OTT on Apr. 23. **2003-04:** Won the Hart Memorial Trophy as the NHL's Most Valuable Player as selected by the Professional Hockey Writers' Association and the Ted Lindsay Award as the NHL's Most Outstanding Player as selected by members of the NHLPA ... Captured the Art Ross Trophy as the NHL's leading scorer with 94 points (38 goals, 56 assists) ... Established career-highs in plus/minus rating (plus-35), game-winning goals (seven), shorthanded goals (eight), and shorthanded points (11) ... Led the NHL in shorthanded goals and shorthanded points, tied for first in plus/minus rating and assists, and tied for fourth in goals ... Led Tampa Bay in goals, assists, points, plus/minus rating, power play assists (22), power play points (30), shorthanded goals, shorthanded points, and game-winning goals, tied for the team lead in shorthanded assists (three), and ranked third in power play goals (eight) ... Posted 26 multi-point efforts, including 10 contests with three or more points ... Registered a point in 23 of 24 games from Jan. 15 vs. CAR to Mar. 3 at CHI (17 goals, 24 assists over the span), including a career-high, 13 game-point streak from Feb. 5 at NSH to Mar. 3 at CHI (eight goals, 15 assists over the span); tied a Tampa Bay record for the longest point streak in franchise history ... Tallied his 100th career NHL goal on Feb. 17 vs. PHI ... Recorded his 100th career NHL assist on Oct. 25 vs. MIN ... Set a Tampa Bay record with three shorthanded points (two goals, one assist) in one game on Dec. 27 vs. BOS ... Registered nine goals and 15 assists for 24 points in 23 playoff games to help Tampa Bay win the Stanley Cup ... Established playoff career-highs in assists, points, and plus/minus rating (plus-six) ... Led the NHL in assists, tied for first in overtime goals (two), ranked second in points, tied for second in game-winning goals, tied for third in power play points (seven), and tied for fourth in goals ... Registered a playoff career-high, six-game point streak from Game

3 of the Eastern Conference Quarterfinals at NYI on Apr. 12 to Game 3 of the Eastern Conference Semifinals at MTL on Apr. 27 (four goals, seven assists over the span) ... Tallied the series-clinching goal in overtime of Game 5 vs. NYI on Apr. 16 ... Established a single-game playoff career-high with three assists and tied a single-game playoff career-high with a plus-three rating in Game 1 vs. MTL on Apr. 23 ... Tallied six points (four goals, two assists) in seven Stanley Cup Final games against CGY ... Registered two points (one goal, one assist), including the game-winning goal in the second overtime of Game 6 at CGY on June 5. **2002-03:** Tied for first the NHL in game-tying goals (three) and tied for seventh in shorthanded goals (three) ... Led the team in plus/minus rating (plus-10), shorthanded goals, and shorthanded points (four), tied for the team lead in goals (33), ranked second in power play goals (12) and game-winning goals (five), fourth in points (70), fifth in assists (37), and sixth in power play points (19) ... Selected to his first NHL All-Star Game ... Recorded his 100th career NHL point with an assist on Oct. 18 vs. ATL ... Tallied his first career NHL hat trick on Jan. 30 vs. CAR ... Tied for third in the NHL in game-winning goals (three) and tied for fourth in goals (seven) in the playoffs ... Led Tampa Bay in goals, points (12), plus/minus rating (plus-five), shorthanded goals (two), shorthanded points (two), and game-winning goals, tied for first in power play points (three), and tied for second in assists (five) and power play assists (two) ... Made his NHL playoff debut in Game 1 of the Eastern Conference Quarterfinals vs. WSH on Apr. 10 ... Tallied a five-game point streak from Game 2 vs. WSH on Apr. 12 to Game 6 at WSH on Apr. 20 (five goals, four assists over the span), including a playoff career-high, four-game goal streak from Game 3 at WSH on Apr. 15 to Game 6 at WSH on Apr. 20 (five goals over the span) ... Recorded his first career NHL playoff point with an assist in Game 2 vs. WSH on Apr. 12 ... **2001-02:** Led Tampa Bay in plus/minus rating (plus-four), tied for the team lead in shorthanded points (two), tied for second in shorthanded goals (one), ranked third in power play goals (six) and finished fifth in goals (16), assists (19), and points (35) ... Tallied 14 points (nine goals, five assists) during a 16-game stretch from Dec. 17 at MTL to Jan. 21 vs. NJD. **2000-01:** Led Tampa Bay – and tied for 10th in the NHL – in shorthanded goals (three) and tied for the team lead in game-winning goals (four) ... Finished fourth on the team in goals (18) and points (40), and ranked sixth in assists (22) ... Made his Tampa Bay debut on Oct. 6 vs. NYI ... Registered his first goal with Tampa Bay on Nov. 22 vs. ATL. **1999-00:** Registered the first multi-point game of his NHL career on Dec. 4 at NJD (one goal, one assist) ... Posted his first career multi-goal game in the NHL and recorded his first career game-winning goal on Mar. 1 vs. PIT (two goals). **1998-99:** Made his NHL debut on Oct. 9 vs. SJS ... Registered the first point of his NHL career with a goal on Oct. 20 at DAL ... Recorded his first career NHL assist on Oct. 23 at NSH.

MINOR LEAGUE CAREER: 1999-00: Registered 26 points (15 goals, 11 assists) in 17 games with Saint John of the AHL. **1998-99:** Established AHL career-highs in games played (53), goals (28), assists (34), and points (62) ... Led Saint John in goals and points, and ranked second on the team in assists ... Registered eight points (four goals, four assists) in seven playoff games. **1997-98:** Split the season between Cleveland in the IHL and Saint John in the AHL ... Registered 50 points (16 goals, 34 assists) in 56 games with Cleveland ... Ranked second on Cleveland in assists and tied for fourth in points ... Tallied 26 points (15 goals, 11 assists) in 25 games with Saint John after signing with Calgary on Feb. 19 ... Established AHL playoff career-highs in games played (20), goals (five), assists (15), and points (20) ... Led Saint John in assists and tied for first in points in the playoffs.

COLLEGE CAREER: 1996-97: Named a finalist for the Hobey Baker Award as the top player in college hockey for the third consecutive season ... Led Vermont in scoring for the fourth consecutive season, registering 60 points (24 goals, 36 assists) in 36 games ... Became Vermont's all-time leader in assists (176) and points (267), and finished his career third on Vermont's all-time goals list (91) ... Served as captain for the second consecutive season. **1995-96:** Established career-highs in goals (29), assists (56), points (85), and shorthanded goals (six) ... Tied for the most assists and points in one season in Vermont history ... Named a finalist for the Hobey Baker Award as the top player in college hockey for the second consecutive season ... Set a Vermont record for shorthanded goals in one season ... Served as captain. **1994-95:** Selected as ECAC player of the year ... Named a finalist for the Hobey Baker Award as the top player in college hockey ... Led the team in scoring with 71 points (23 goals, 48 assists) in 35 games ... Led the team in assists ... **1993-94:** Led Vermont in scoring with 51 points (15 goals, 36 assists) as a freshman ... Led the team in assists ... Selected as the ECAC Rookie of the Year.

EUROPEAN CAREER: 2004-05: Registered nine goals and 16 assists for 25 points, along with 16 penalty minutes in 23 games for Lausanne HC of the Swiss National League A (NLA) ... Tallied two goals in five games while helping HC Davos win the Spengler Cup.

INTERNATIONAL CAREER: 2014: Captured a gold medal with Team Canada at the 2014 Winter Olympics in Sochi, Russia. **2009:** Won a silver medal with Team Canada at the 2009 World Championship ... Named to the All-Tournament Team after registering 15 points (four goals, 11 assists), along with a plus-eight rating in nine games ... Led all skaters in the tournament in assists and points, and was tied for third in plus/minus rating ... **2008:** Won a silver medal with Team Canada at the 2008 World Championship ... Registered 10 points (two goals, eight assists) in nine games. **2006:** Represented Canada at the 2006 Winter Olympics in Turin, Italy ... Registered three points (two goals, one assist) in six games ... Tied for the team lead in goals ... **2004:** Registered four points (two goals, two assists) in six games while helping Canada win the 2004 World Cup of Hockey.

BACKGROUND: Lists golf as his favorite sport other than hockey ... Enjoys spending time with his family ... His favorite movie is Forest Gump ... Married - wife, Heather; sons, Ryan, Lucas and Mason.

CAREER TRANSACTIONS: February 19, 1998 – Signed by Calgary as a free agent. **July 31, 2000** – Signed by Tampa Bay as a free agent. **March 5, 2014** – Acquired by the Rangers in exchange for Ryan Callahan, a first round pick in the 2014 NHL Entry Draft (later traded) and a first round pick in the 2015 NHL Entry Draft.

CAREER STATISTICS

			REGULAR SEASON					PLAYOFFS				
SEASON	TEAM	LEAGUE	GP	G	A	PTS	PIM	GP	G	A	PTS	PIM
1991-92	Laval-Laurentides	QAAA	42	29	74	103	38	12	7	15	22	16
1992-93	Hawkesbury	CJHL	31	37	50	87	70	–	–	–	–	–
1993-94	Univ. of Vermont	ECAC	33	15	36	51	24	–	–	–	–	–
1994-95	Univ. of Vermont	ECAC	35	23	48	71	36	–	–	–	–	–
1995-96	Univ. of Vermont	ECAC	35	29	56	85	38	–	–	–	–	–
1996-97	Univ. of Vermont	ECAC	36	24	36	60	65	–	–	–	–	–
1997-98	Cleveland	IHL	56	16	34	50	24	–	–	–	–	–
	St. John	AHL	25	15	11	26	20	20	5	15	20	16
1998-99	**Flames**	**NHL**	**13**	**1**	**1**	**2**	**10**	–	–	–	–	–
	St. John	AHL	53	28	34	62	30	7	4	4	8	2
1999-00	**Flames**	**NHL**	**56**	**3**	**15**	**18**	**22**	–	–	–	–	–
	St. John	AHL	17	15	11	26	14	–	–	–	–	–
2000-01	**Lightning**	**NHL**	**78**	**18**	**22**	**40**	**12**	–	–	–	–	–
2001-02	**Lightning**	**NHL**	**53**	**16**	**19**	**35**	**20**	–	–	–	–	–
2002-03	**Lightning**	**NHL**	**82**	**33**	**37**	**70**	**32**	**11**	**7**	**5**	**12**	**0**
2003-04	**Lightning**	**NHL**	**82**	**38**	**56**	**94**	**24**	**23**	**9**	**15**	**24**	**14**
2004-05	Canada	WC	6	2	2	4	0	–	–	–	–	–
	Lausanne	HC-Swiss	23	9	16	25	16	–	–	–	–	–
2005-06	**Lightning**	**NHL**	**80**	**31**	**30**	**61**	**38**	**5**	**4**	**0**	**4**	**2**
	Canada	OLYMPICS	6	2	1	3	0	–	–	–	–	–
2006-07	**Lightning**	**NHL**	**82**	**43**	**59**	**102**	**28**	**6**	**3**	**5**	**8**	**8**
2007-08	**Lightning**	**NHL**	**82**	**25**	**58**	**83**	**26**	–	–	–	–	–
	Canada	WC	9	2	8	10	0	–	–	–	–	–
2008-09	**Lightning**	**NHL**	**82**	**30**	**50**	**80**	**14**	–	–	–	–	–
	Canada	WC	9	4	11	15	2	–	–	–	–	–
2009-10	**Lightning**	**NHL**	**82**	**29**	**65**	**94**	**12**	–	–	–	–	–
2010-11	**Lightning**	**NHL**	**82**	**31**	**68**	**99**	**12**	**18**	**10**	**10**	**20**	**4**
2011-12	**Lightning**	**NHL**	**77**	**25**	**49**	**74**	**16**	–	–	–	–	–
2012-13	**Lightning**	**NHL**	**48**	**17**	**43**	**60**	**14**	–	–	–	–	–
2013-14	**Lightning**	**NHL**	**62**	**29**	**32**	**61**	**6**	–	–	–	–	–
	RANGERS	**NHL**	**19**	**1**	**7**	**8**	**4**	**25**	**8**	**7**	**15**	**2**
	Canada	OLYMPICS	5	0	0	0	2	–	–	–	–	–
	NHL TOTALS		**1,060**	**370**	**611**	**981**	**290**	**88**	**41**	**42**	**83**	**30**
	NYR TOTALS		**19**	**1**	**7**	**8**	**4**	**25**	**8**	**7**	**15**	**2**

STATISTICAL BREAKDOWN

SEASON	PPG	SHG	GWG	+/-	SH	SH%	TF	F%	H	BS	MIN
1998-99	0	0	0	-2	14	7.1	0	0.0	–	–	8:15
1999-00	0	0	1	-5	73	4.1	0	0.0	–	–	15:41
2000-01	3	3	4	-4	141	12.8	48	41.7	–	–	15:14
2001-02	6	1	2	4	105	15.2	33	39.4	–	–	19:41
2002-03	12	3	5	10	201	16.4	37	37.8	10	13	20:43
2003-04	8	8	7	35	212	17.9	24	33.3	–	–	21:35
2005-06	9	3	7	-3	221	14.0	13	23.1	23	31	21:59
2006-07	14	5	7	7	273	15.8	20	35.0	44	44	24:09
2007-08	10	2	5	-23	241	10.4	12	25.0	34	45	24:17
2008-09	7	2	3	4	262	11.5	30	46.7	17	48	21:17
2009-10	7	1	7	-8	242	12.0	157	45.2	20	40	22:49
2010-11	4	0	7	0	254	12.2	131	38.2	37	64	21:59
2011-12	4	0	3	-3	185	13.5	41	43.9	17	39	23:38
2012-13	3	0	2	0	112	15.2	28	42.9	23	32	22:59
2013-14	9	1	5	13	204	14.7	167	40.7	24	38	20:56
TOTALS	**96**	**29**	**65**	**25**	**2,740**	**13.5**	**741**	**40.6**	**121**	**213**	**21:34**

CAREER STATISTICS

CAREER HIGHLIGHTS

CAREER HIGHS (LAST TIME)			
GOALS	4, 1/18/14 vs. SJS	**SHOTS**	9 (6x), 10/27/10 vs. PIT
ASSISTS	5, 11/18/10 at PHI	**GOAL STREAK**	5 (3x), 1/27/10 – 2/4/10 (5)
POINTS	5 (2x), 11/18/10 at PHI (5A)	**ASSIST STREAK**	10 (2x), 10/6/09 – 10/31/09 (12)
PIM	12, 4/5/00 at STL	**POINT STREAK**	13, 2/5/04 – 3/3/04 (8G, 15A)

SCORING VS. NHL

TEAM	GP	G	A	PTS
ANA	17	3	9	12
ARI	19	8	8	16
BOS	50	15	19	34
BUF	49	15	27	42
CGY	11	8	5	13
CAR	79	38	53	91
CHI	20	8	12	20
COL	22	2	9	11
CBJ	15	7	7	14
DAL	17	5	10	15
DET	21	1	5	6
EDM	17	2	10	12
FLA	73	31	40	71
LAK	15	6	9	15
MIN	17	3	6	9
MTL	49	18	22	40
NSH	18	6	9	15
NJD	51	19	27	46
NYI	47	14	23	37
NYR	47	20	26	46
OTT	52	15	29	44
PHI	46	15	43	58
PIT	50	17	30	47
SJS	20	11	4	15
STL	19	4	14	18
TBL	2	0	0	0
TOR	52	18	33	51
VAN	16	5	15	20
WSH	74	29	51	80
WPG	75	27	56	83
TOTALS	**1060**	**370**	**611**	**981**

NHL FIRSTS	
GAME	10/9/98 vs. SJS
GOAL	10/20/98 at DAL (Turek)
ASSIST	10/23/98 at NSH

NHL AWARDS
NHL Stanley Cup Champion, 2003-04
Art Ross Trophy, 2003-04
Hart Memorial Trophy, 2003-04
Ted Lindsay Award, 2003-04
NHL First All-Star Team, 2003-04
Lady Byng Memorial Trophy, 2009-10
Lady Byng Memorial Trophy, 2010-11
Art Ross Trophy, 2012-13
Lady Byng Memorial Trophy, 2012-13

CAREER SHOOTOUTS

GOALS	SHOTS	SHOT%	GDG
8	36	22.2	5

CAREER HAT TRICKS (8)

DATE	OPPONENT	GOALTENDER
1/30/03	CAR	Weekes
1/15/04	CAR	Weekes (1), Storr (2)
1/24/04	at CGY	Turek
10/26/06	CAR	Ward
2/4/12	FLA	Clemmensen (2), empty net (1)
2/26/12	at NJD	Brodeur
4/24/13	TOR	Reimer (2), empty net (1)
1/18/14	SJS	Niemi

CAREER PENALTY SHOTS (6)

DATE	OPPONENT	GOALTENDER (RESULT)
1/12/02	OTT	Hurme (Save)
3/24/03	at SJS	Nabokov (Save)
11/11/06	ATL	Lehtonen (Save)
1/30/09	PHI	Niittymaki (Save)
10/29/09	OTT	Elliott (Save)
1/14/10	FLA	Vokoun (Save)

ALL STAR GAME SCORING

SEASON	TEAM	G	A
2002-03	Eastern Conference	0	0
2003-04	Eastern Conference	0	0
2006-07	Eastern Conference	1	0
2007-08	Eastern Conference	0	2
2008-09	Eastern Conference	2	1
2010-11	Team Lidstrom	1	1

MARC STAAL

18

DEFENSEMAN

HEIGHT **6'4"** WEIGHT **207** SHOOTS **LEFT** BORN **JAN 13, 1987** BIRTHPLACE **THUNDER BAY, ON**

CAREER HIGHLIGHTS: 2013-14: Ranked third on the Rangers in average ice time (20:31) and blocked shots (84) ... Registered the Rangers' first goal of the season with a power play tally on Oct. 3 at PHX ... Was credited with two hits while skating in his 400th career NHL game on Oct. 31 vs. BUF ... Recorded the 100th point of his NHL career with a goal on Nov. 12 vs. NJD ... Recorded two points (one goal, one assist,) registered four shots on goal, was credited with two blocked shots, and tied a single-game career-high with a plus-four rating on Jan. 26 against NJD at Yankee Stadium; established a new NHL record for highest plus/minus rating by a player in a regular season outdoor game (tied with Anton Stralman) ... Established playoff career-highs in games played (25), assists (four), and blocked shots (53) ... Ranked second on the team – and third in the NHL – in blocked shots in the playoffs ... Finished third on the team in average ice time (21:49), ranked second among defensemen on the team in shots on goal (27), tied for third among defensemen on the team in points (five), and ranked fourth among defensemen on the team in assists in the playoffs ... Is tied for ninth in franchise history in career playoff goals by a defenseman (six – tied with Girardi) ... Led all skaters in plus/minus rating (plus-six) and tied for second among defensemen on the team in points (two) in the Metropolitan Division Semifinals against PHI ... Established a single-game playoff career-high with a plus-three rating in Game 3 at PHI on Apr. 22 ... Registered the first goal of the contest and posted a plus-two rating in Game 5 vs. PHI on Apr. 27 ... Tied for the game-high with five hits and was credited with three blocked shots while skating in a game-high, 24:28 of ice time in Game 7 vs. PHI on Apr. 30 ... Tied for fourth on the team – and tied for second among defensemen on the team – in assists (two) in the Eastern Conference Finals against MTL. **2012-13:** Missed the final 27 games of the season due to an eye injury sustained on Mar. 5 vs. PHI ... Led all Rangers defensemen in assists (nine) and points (11) at the time of his injury ... The Rangers posted a record of 6-1-2 record in games when he registered a point ... Named the Rangers' nominee for the Bill Masterton Memorial Trophy, an annual award under the trusteeship of the Professional Hockey Writers' Association to the "player who best exemplifies the qualities of perseverance, sportsmanship and dedication to hockey." **2011-12:** Made his season debut at the 2012 NHL Bridgestone Winter Classic on Jan. 2 against PHI after missing the first 36 games of the season with a concussion; was credited with one hit and posted a plus-one rating in 12:41 of ice time in the contest ... Established playoff career-highs in goals (three), points (six), power play goals (two), power play points (two), and shots on goal (30) ... Tied for eighth in the NHL and first among NHL defensemen in power play goals in the playoffs ... Tied for third among NHL defensemen in goals, and tied for eighth in points and shots on goal ... Ranked fifth in the league in blocked shots (39) ... Tied for the team lead in power play goals and tied for fifth in goals ... Was credited with six hits and three blocked shots, and logged a single-game playoff career-high, 49:34 of ice time in the Rangers triple overtime victory in Game 3 of the Eastern Conference Semifinals at WSH on May 2 ... Tied a single-game career-high with two points (one goal, one assist), and tallied his first career overtime playoff goal in Game 5 vs. WSH on May 7. **2010-11:** Named alternate captain on Oct. 9 ... Established career-highs in assists (22), points (29), power play goals (four), power play assists (seven), power play points (11), shorthanded goals (two), shorthanded assists (two), shorthanded points (four), average ice time (25:44), and shots on goal (116) ... Led the team and ranked fourth in the NHL in average ice time, ranked second in blocked shots (109), tied for third on the Rangers in power play goals and power play points, and tied for fourth in power play assists ... Led all NHL defensemen in shorthanded points, tied for first in shorthanded goals, and tied for third in shorthanded assists ... Led all team defensemen in goals (seven), and shots on goal, ranked second in assists, points and blocked shots, and finished third in hits (140) ... Registered a career-high, four-game point streak from Dec. 11 at CBJ to Dec. 16 vs. PHX (two goals, three assists over the span), including a career-high, three-game assist streak from Dec. 12 vs. WSH to Dec. 16 vs. PHX ... Made his first career NHL All-Star Game appearance on Jan. 30 ... Skated in his 300th career NHL game on Feb. 7 at DET ... Led the Rangers and ranked third in the NHL in average ice time (28:01), and ranked second on the team in blocked shots (15) during the playoffs. **2009-10:** Established career-highs in goals (eight), plus/minus rating (plus-11), and game-winning goals (two), and tied his career-high in games played (82) ... Led the team in average ice time (23:07), tied for third in blocked shots (97), ranked fourth in even strength points (27), tied for fourth in road goals (seven), and tied for fifth in road points (14) ... Skated in his 200th career NHL game on Dec. 26 vs. NYI ... Registered a career-high, three-game goal streak from Mar. 30 at NYI to Apr. 3 at FLA (three goals over the span). **2008-09:** Established career-highs in games played (82) and penalty minutes (64) ... Was one of six Rangers to skate in all 82 games ... Selected to skate in his second consecutive NHL YoungStars Game at the 2009 NHL All-Star Weekend on Jan. 24 in Montreal ... Skated in his 100th career NHL game on Nov. 15 vs. BOS ... Recorded two points (one goal, one assist), including his first career NHL game-winning goal on Mar. 12 at NSH ... Ranked

BAUER
NEW Y
BAUER

third on the team in average ice time (21:32) in the playoffs. **2007-08:** Ranked sixth in the NHL among rookies with 124 hits ... Tallied a goal and an assist in the NHL YoungStars Game on Jan. 26 in ATL ... Notched his first NHL goal on Nov. 14 at NJD ... Registered his first career NHL point with an assist on the game-winning goal on Nov. 1 vs. WSH ... Logged 16:04 while making his NHL debut on Oct. 4 vs. FLA ... Won the Lars-Erik Sjoberg Award as the top rookie in training camp.

AHL CAREER: 2005-06: Appeared in 12 playoff games with Hartford, registering two assists, along with eight penalty minutes ... Made his AHL debut in Game One of the Division Semifinals vs. Manchester on Apr. 18 ... Recorded his first professional point with an assist in Game 4 vs. Manchester on Apr. 23.

JUNIOR CAREER: 2006-07: Named a First Team OHL All-Star and a First Team CHL All-Star ... Winner of the Max Kaminsky Trophy as the Most Outstanding Defenseman ... Named captain of Sudbury upon his return from Rangers Training Camp ... Recorded six multi-point games, including four assists on Jan. 19 ... Represented the Eastern Conference at the 2007 OHL All-Star Classic ... In the OHL Eastern Conference Coaches Poll, was voted first for "Best Penalty Killer"... Represented the OHL in the 2006 ADT Canada/Russia Challenge ... Helped lead the Wolves to the OHL's Championship Series ... Ranked first among all OHL defensemen in post-season scoring with 20 points ... Tied for first among all players in the playoffs with a plus-17 rating ... **2005-06:** Served as captain of the Wolves ... Led team defensemen in scoring with 49 points ... Ranked first among team defensemen in goals (11) and second among team defensemen in assists (38) ... Led all team defensemen in postseason assists (eight) and points (eight). **2004-05:** Ranked second among team defensemen in scoring with 26 points ... Tied for first among team defensemen with six goals ... Was a Nominee for the Max Kaminsky Trophy as the League's Most Outstanding Defenseman ... Participated in the 2005 CHL Top Prospects Game in Vancouver, where he won the puck control competition ... Selected to the Eastern Conference's 2005 OHL All-Star Roster ... Represented the OHL in the 2004 ADT Canada/Russia Challenge. **2003-04:** Was a nominee for the Max Kaminsky Trophy as the League's Most Outstanding Defenseman ... Named to the First All-Rookie Team.

INTERNATIONAL CAREER: 2010: Selected to represent Team Canada at the 2010 World Championship in Germany. **2007:** Captured his second consecutive gold medal as a member of Team Canada at the World Junior Championship in Sweden. **2006:** Named the top defenseman at the World Junior Championship to help lead Team Canada to the gold medal. **2004:** Captured gold at the World Under-17 Hockey Challenge in St. John's, Newfoundland as a member of Team Ontario ... Won a gold medal with Team Canada at the Junior World Cup in the Czech Republic.

BACKGROUND: One of three brothers currently playing in the NHL - older brother, Eric, was selected second overall by Carolina in the 2003 NHL Entry Draft; younger brother, Jordan, was selected second overall by Pittsburgh in the 2006 NHL Entry Draft ... His youngest brother, Jared, is a prospect in the Carolina Hurricanes organization ... Is a fan of rock music, and lists Kings of Leon, OAR and Mumford and Sons as his favorite bands ... Enjoys reading non-fiction books ... Lists The Deadliest Catch as his favorite television show ... His first job was working on his father's sod farm ... Enjoys freshwater fishing ... Married – wife, Lindsay; daughter, Anna.

CAREER TRANSACTIONS: July 30, 2005 – Selected by the Rangers in the first round, 12th overall, of the 2005 NHL Entry Draft.

CAREER STATISTICS

			REGULAR SEASON					PLAYOFFS				
SEASON	TEAM	LEAGUE	GP	G	A	PTS	PIM	GP	G	A	PTS	PIM
2003-04	Sudbury	OHL	61	1	13	14	34	7	1	2	3	2
2004-05	Sudbury	OHL	65	6	20	26	53	12	0	4	4	15
2005-06	Sudbury	OHL	57	11	38	49	60	10	0	8	8	8
	Hartford	AHL	-	-	-	-	-	12	0	2	2	8
2006-07	Sudbury	OHL	53	5	29	34	68	21	5	15	20	22
2007-08	**RANGERS**	**NHL**	**80**	**2**	**8**	**10**	**42**	**10**	**1**	**2**	**3**	**8**
2008-09	**RANGERS**	**NHL**	**82**	**3**	**12**	**15**	**64**	**7**	**1**	**0**	**1**	**0**
2009-10	**RANGERS**	**NHL**	**82**	**8**	**19**	**27**	**44**	**-**	**-**	**-**	**-**	**-**
2010-11	**RANGERS**	**NHL**	**77**	**7**	**22**	**29**	**50**	**5**	**0**	**1**	**1**	**0**
2011-12	**RANGERS**	**NHL**	**46**	**2**	**3**	**5**	**16**	**20**	**3**	**3**	**6**	**12**
2012-13	**RANGERS**	**NHL**	**21**	**2**	**9**	**11**	**14**	**1**	**0**	**0**	**0**	**0**
2013-14	**RANGERS**	**NHL**	**72**	**3**	**11**	**14**	**24**	**25**	**1**	**4**	**5**	**6**
	NHL/ NYR TOTALS		**460**	**27**	**84**	**111**	**254**	**68**	**6**	**10**	**16**	**26**

STATISTICAL BREAKDOWN

SEASON	PPG	SHG	GWG	+/-	SH	SH%	TF	F%	H	BS	MIN
2007-08	0	0	0	2	78	2.6	0	0.0	124	62	18:48
2008-09	0	0	1	-7	96	3.1	0	0.0	189	75	21:07
2009-10	0	0	2	11	78	10.3	0	0.0	178	97	23:07
2010-11	4	2	2	8	116	6.0	0	0.0	140	109	25:44
2011-12	1	0	0	-7	61	3.3	0	0.0	55	68	19:53
2012-13	1	0	0	4	20	10.0	0	0.0	47	36	24:27
2013-14	1	0	0	-1	92	3.3	1	100.0	83	84	20:31
TOTALS	**7**	**2**	**5**	**10**	**541**	**5.0**	**1**	**100.0**	**816**	**531**	**22:47**

CAREER HIGHLIGHTS

CAREER HIGHS (LAST TIME)			
GOALS	1 (27x), 1/26/14 at NJD	**SHOTS**	5 (2x), 4/1/12 vs. BOS
ASSISTS	2 (8x), 1/31/14 vs. NYI	**GOAL STREAK**	3, 3/30/10 – 4/3/10 (3)
POINTS	2 (13), 1/31/14 vs. NYI (2A)	**ASSIST STREAK**	3, 12/12/10 – 12/16/10 (3)
PIM	14, 1/16/09 at CHI	**POINT STREAK**	4 (2x), 12/11/10 – 12/16/10 (2G-3A)

SCORING VS. NHL

TEAM	GP	G	A	PTS
ANA	7	0	0	0
ARI	8	1	1	2
BOS	26	1	4	5
BUF	21	0	4	4
CGY	5	0	0	0
CAR	22	2	3	5
CHI	8	1	2	3
COL	8	1	3	4
CBJ	7	1	1	2
DAL	7	0	1	1
DET	7	0	2	2
EDM	6	0	2	2
FLA	19	1	4	5
LAK	7	0	1	1
MIN	7	1	0	1
MTL	23	0	5	5
NSH	5	1	1	2
NJD	37	3	2	5
NYI	34	3	11	14
NYR	0	0	0	0
OTT	22	0	5	5
PHI	37	0	3	3
PIT	35	3	8	11
SJS	5	0	1	1
STL	7	0	0	0
TBL	22	4	6	10
TOR	21	2	4	6
VAN	6	0	0	0
WSH	20	1	6	7
WPG	21	1	4	5
TOTALS	**460**	**27**	**84**	**111**

NHL FIRSTS	
GAME	10/4/07 vs. FLA
GOAL	11/14/07 at NJD (Brodeur)
ASSIST	11/1/07 vs. WSH

CAREER SHOOTOUTS

GOALS	SHOTS	SHOT%	GDG
0	1	0.0	0

ALL STAR GAME SCORING

SEASON	TEAM	G	A
2010-11	Team Staal	0	0

LEE STEMPNIAK 12

RIGHT WING

HEIGHT **5'11"** WEIGHT **196** SHOOTS **RIGHT** BORN **FEB 4, 1983** BIRTHPLACE **WEST SENECA, NY**

CAREER HIGHLIGHTS: 2013-14: Split the season between Calgary and Pittsburgh ... Established career-highs in average ice time (18:28), shorthanded goals (two), and shorthanded points (five) ... Tied for fourth in the NHL in shorthanded assists (three) and shorthanded points ... Tallied a point in nine of the first 10 games of the season from Oct. 3 at WSH to Oct. 24 at DAL (four goals, five assists over the span) ... Registered a five-game point streak from Oct. 16 at ANA to Oct. 24 at DAL (three goals, two assists) ... Recorded three shots on goal while skating in his 600th career NHL game on Jan. 7 at PHX ... Notched an assist and registered a game-high, eight shots on goal on Jan. 18 at VAN ... Tallied a four-game point streak from Jan. 24 vs. NSH to Feb. 1 vs. MIN (one goal, five assists over the span) ... Tied a single-game career-high by registering three assists, including one on the game-winning goal in overtime, and posted a plus-two rating on Jan. 28 vs. CHI ... Made his Penguins debut on Mar. 6 at SJS ... Tallied his first point as a Penguin with an assist, and recorded the primary assist on the game-winning goal on Mar. 10 at WSH ... Registered three points (one goal, two assists), including an assist on the game-winning goal, on Mar. 18 vs. DAL ... Established playoff career-highs in games played (13), goals (two), points (three), shots on goal (22), average ice time (15:02), and hits (19) ... Tied for fifth on Pittsburgh in goals and tied for seventh in hits ... Tallied his first career NHL playoff goal in Game 3 of the Metropolitan Division Semifinals at CBJ on Apr. 21 ... Recorded an assist on the game-winning goal and posted a plus-one rating in Game 5 vs. CBJ on Apr. 26. **2012-13:** Established a career-high in shorthanded assists (four) ... Led the NHL in shorthanded assists and tied for the NHL lead in shorthanded points (four) ... Led Calgary in assists (23), shots on goal (113), shorthanded goals, and shorthanded points, tied for the team lead in games played (47) and points (32), ranked second in plus/minus rating (plus-two), tied for third in power play goals (four) and game-winning goals (two), and tied for fifth in goals (nine) and power play points (six) ... Registered three points (one goal, two assists), including the game-winning goal, and posted a plus-two rating on Jan. 26 vs. EDM ... Established a single-game career-high with nine shots on goal on Feb. 2 vs. CHI ... Tallied two assists, including the primary assist on the game-winning goal, and posted a plus-three rating on Feb. 13 vs. DAL ... Tied a career-high with a five-game assist streak from Mar. 13 vs. DET to Mar. 22 at CBJ (one goal, six assists over the span) ... Recorded two points (one goal, one assist), including the game-winning goal, and posted a plus-three rating on Mar. 13 vs. DET ... Registered a point in nine of his final 13 games from Apr. 3 vs. EDM to Apr. 26 at CHI (two goals, seven assists over the span) ... Tallied his 300th career NHL point with an assist on Apr. 6 at VAN. **2011-12:** Ranked fourth on Calgary in goals (14) and tied for fifth in game-winning goals (two) ... Made his Flames debut on Oct. 8 vs. PIT ... Tallied his first point with Calgary with an assist on Oct. 10 at STL ... Recorded consecutive multi-point games on Dec. 6 vs. CAR and Dec. 8 vs. COL (two goals, two assists in the two contests) ... Tallied two points (one goal, one assist) and posted a plus-two rating while skating in his 500th career NHL game on Jan. 10 vs. NJD ... Registered his second career hat trick, tied a single-game career-high with four points, and established a single-game career-high with a plus-five rating on Jan. 21 at EDM. **2010-11:** Established career-highs in plus/minus rating (plus-four) and hits (124), and tied a career-high in games played (82) ... Was one of three Coyotes to skate in all 82 games ... Tied for second on Phoenix in goals (19), tied for third in shots on goal (199), and ranked fifth in hits ... Registered his first career hat trick and posted a plus-three rating on Oct. 21 vs. LAK ... Recorded his 100th career NHL goal with a power play tally on Nov. 3 vs. NSH ... Tallied three points (two goals, one assist) and posted a plus-two rating on Nov. 23 vs. EDM ... Recorded a goal while skating in his 400th career NHL game on Dec. 5 at ANA ... Registered a seven-game point streak from Jan. 15 vs. ANA to Jan. 26 at COL (five goals, six assists over the span) ... Recorded three points (one goal, two assists), including an assist on the game-winning goal, and posted a plus-three rating on Jan. 15 vs. ANA ... Registered eight shots on goal in four playoff contests. **2009-10:** Split the season between Toronto and Phoenix ... Established career-highs in goals (28), power play goals (nine), and shots on goal (212) ... Skated in his 300th career NHL game on Oct. 13 vs. COL ... Registered a single-game career-high, four points (one goal, three assists), including the game-winning goal, on Oct. 26 at ANA ... Tallied two points (one goal, one assist), including his 100th career NHL assist, and posted a plus-two rating on Dec. 7 vs. ATL ... Recorded his first career shorthanded goal on Dec. 12 vs. WSH ... Named the NHL's First Star of the Month for March, as he tallied 13 goals and three assists, along with a plus-seven rating in 15 games ... Registered a career-high, nine-game point streak from Mar. 2 vs. CAR to Mar. 20 vs. CHI (nine goals, three assists over the span) ... Recorded 18 points (14 goals, four assists) and posted a plus-10 rating in 18 games with the Coyotes ... Ranked fifth on the Coyotes in goals and plus/minus rating, and tied for fifth in power play goals (four) ... Posted four multi-goal games with Phoenix ... Tallied a goal and posted a plus-one rating in his Coyotes debut on Mar. 4 vs. COL ... Registered his 200th career NHL point with a goal on Mar. 18 at FLA ... Established a playoff career-high in assists (two) ... Tied for fifth on Phoenix in assists and tied for sixth in shots on goal (14) in the playoffs ...

12
EASTON
12
TON
STON

Recorded four shots on goal while making his NHL playoff debut in Game 1 of the Western Conference Quarterfinals vs. DET on Apr. 14 ... Registered his first career NHL playoff point with an assist in Game 3 at DET on Apr. 18. **2008-09:** Split the season between St. Louis and Toronto ... Established a career-high in assists (30) ... Registered a career-high, five-game assist streak from Nov. 5 at ANA to Nov. 14 at CHI (two goals, eight assists over the span) ... Recorded a single-game career-high, three assists, including the primary assist on the game-winning goal in overtime, on Nov. 14 at CHI ... Tallied an assist and recorded four shots on goal while making his Maple Leafs debut on Nov. 25 vs. ATL ... Tied a single-game career-high with three assists and posted a plus-two rating on Feb. 22 at NYR. **2007-08:** Ranked fourth on St. Louis in assists (25), points (38), and shots on goal (162), tied for fourth in games played (80) and game-winning goals (two), and tied for fifth in goals (13) and power play goals (three) ... Registered a six-game point streak from Nov. 30 at MIN to Dec. 11 vs. EDM (four goals, three assists over the span) ... Tallied his 100th career NHL point with a goal and posted a plus-two rating on Dec. 22 at BOS ... Recorded a three-game goal streak from Nov. 30 at MIN to Dec. 4 at CGY (three goals over the span) ... Tallied a three-game assist streak from Dec. 7 at EDM to Dec. 11 vs. EDM (one goal, three assists over the span). **2006-07:** Established career-highs in games played (82), points (52), game-winning goals (four), power play assists (11), and power play points (19) ... Tied for the team lead in power play goals (eight), ranked second in goals (27), points, game-winning goals, and power play points, tied for second in power play assists, and finished fifth in assists (25) ... Posted 14 multi-point efforts ... Registered a seven-game point streak from Dec. 26 at NSH to Jan. 9 at CBJ (three goals, five assists over the span) ... Skated in his 100th career NHL game on Jan. 10 at NJD. **2005-06:** Tied for the team lead in game-winning goals (two) and tied for fifth on St. Louis in power play goals (five) ... Made his NHL debut on Oct. 6 vs. DET ... Tallied his first career NHL point with an assist on Nov. 2 vs. CHI ... Registered his first career NHL goal on Nov. 4 vs. EDM ... Recorded his first career multi-point game with two points (one goal, one assist), including his first career NHL game-winning goal, and posted a plus-two rating on Nov. 16 at CBJ ... Registered the game-winning goal in overtime on Mar. 10 vs. MIN.

AHL CAREER: 2005-06: Made his AHL debut on Oct. 14 vs. Houston ... Recorded his first career AHL point with an assist on Oct. 21 at Manitoba ... Tallied his first career AHL goal in a three-point effort (two goals, one assist) on Oct. 28 at San Antonio ... Registered a four-game goal/point streak from Jan. 20 at San Antonio to Jan. 24 vs. Houston (five goals, one assist over the span) ... Ranked second on Peoria in assists (three), tied for second in points (three), and tied for third in plus/minus rating (plus-one) in the playoffs ... Recorded three assists and posted a plus-two rating in his AHL playoff debut on Apr. 21 at Houston.

COLLEGE CAREER: 2004-05: Established collegiate career-highs in games played (35) and assists (29) ... Served as Dartmouth's captain for the second straight season ... Led the team in assists and points (43), tied for second in shorthanded goals (one), tied for third in game-winning goals (two), and ranked fourth in goals (14) ... Named to the NCAA East Second All-American Team and the ECAC First All-Star Team ... Recorded a career-high, six-game assist streak from Jan. 12 vs. New Hampshire to Jan. 29 vs. RPI (two goals, 10 assists over the span) ... Tied a career-high with an eight-game point streak from Feb. 19 at Yale to Mar. 12 at Vermont (four goals, nine assists over the span). **2003-04:** Led Dartmouth in points (38), tied for the team lead in goals (16), assists (22), and shorthanded goals (one), and tied for second in power play goals (five) and game-winning goals (two) in his first season as captain ... Named to the NCAA East First-All American Team and the ECAC First All-Star Team ... Tallied an assist while skating in his 100th career collegiate game on Mar. 20 vs. Colgate. **2002-03:** Established career-highs in goals (21), points (49), power play goals (eight), and game-winning goals (three) ... Led Dartmouth in points and power play goals, tied for the team lead in assists (28), ranked second in goals, and tied for third in game-winning goals ... Established single-game career-highs with five assists and five points on Dec. 29 vs. UMass-Lowell ... Registered a career-high, eight-game point streak from Feb. 21 vs. Harvard to Mar. 21 vs. Harvard. **2001-02:** Tied for second on Dartmouth in goals (12), and led all freshmen in goals, assists (nine), and points (21) ... Made his collegiate debut on Nov. 4 at Harvard ... Tallied his first career collegiate point with a goal on Nov. 9 vs. Brown.

INTERNATIONAL CAREER: 2009: Tallied two goals in nine games while representing Team USA at the 2009 IIHF World Championship in Switzerland ... Tied for fifth on the team in goals. **2008:** Registered three assists in seven games at the 2008 IIHF World Championship in Canada ... Tied for sixth on Team USA in assists. **2007:** Registered 10 points (six goals, four assists) in seven games at the 2007 IIHF World Championship in Moscow, Russia ... Tied for third among all skaters in goals and tied for 10th among all skaters in points ... Led Team USA in goals and points, tied for second on the team in assists, and tied for fourth on the team in plus/minus rating (plus-two)

BACKGROUND: Idolized Joe Sakic and Steve Yzerman when he was growing up ... Lists current Rangers teammate, and former college teammate at Dartmouth, Tanner Glass as his closest friend in hockey ... Prior to joining the Rangers, his favorite road arena to play in was Madison Square Garden ... His favorite NHL moment was scoring his first NHL goal ... Married – wife, Lindsay; daughters, Reese, Lucy.

CAREER TRANSACTIONS: June 22, 2003 – Selected by St. Louis in the fifth round, 148th overall, of the 2003 NHL Entry Draft. **November 24, 2008** – Acquired by Toronto in exchange for Alex Steen and Carlo Colaiacovo. **March 3, 2010** – Acquired by Phoenix in exchange for Matt Jones, a fourth round pick in the 2010 NHL Entry Draft (later traded) and a seventh round pick in the 2010 NHL Entry Draft (later traded). **August 29, 2011** – Acquired by Calgary in exchange for Daymond Langkow. **March 5, 2014** – Acquired by Pittsburgh in exchange for a third round pick in the 2014 NHL Entry Draft (later traded). **July 19, 2014** – Signed by the Rangers as a free agent.

CAREER STATISTICS

			REGULAR SEASON					PLAYOFFS				
SEASON	TEAM	LEAGUE	GP	G	A	PTS	PIM	GP	G	A	PTS	PIM
2000-01	Buffalo	OPJHL	48	34	51	85	36	-	-	-	-	-
2001-02	Dartmouth	ECAC	32	12	9	21	8	-	-	-	-	-
2002-03	Dartmouth	ECAC	34	21	28	49	32	-	-	-	-	-
2003-04	Dartmouth	ECAC	34	16	22	38	42	-	-	-	-	-
2004-05	Dartmouth	ECAC	35	14	29	43	34	-	-	-	-	-
2005-06	**Blues**	**NHL**	**57**	**14**	**13**	**27**	**22**	-	-	-	-	-
	Peoria	AHL	26	8	7	15	32	3	0	3	3	2
2006-07	**Blues**	**NHL**	**82**	**27**	**25**	**52**	**33**	-	-	-	-	-
	United States	WC	7	6	4	10	27	-	-	-	-	-
2007-08	**Blues**	**NHL**	**80**	**13**	**25**	**38**	**40**	-	-	-	-	-
	United States	WC	7	0	3	3	6	-	-	-	-	-
2008-09	**Blues**	**NHL**	**14**	**3**	**10**	**13**	**2**	-	-	-	-	-
	Maple Leafs	**NHL**	**61**	**11**	**20**	**31**	**31**	-	-	-	-	-
	United States	WC	9	2	0	2	6	-	-	-	-	-
2009-10	**Maple Leafs**	**NHL**	**62**	**14**	**16**	**30**	**18**	-	-	-	-	-
	Coyotes	**NHL**	**18**	**14**	**4**	**18**	**10**	**7**	**0**	**2**	**2**	**0**
2010-11	**Coyotes**	**NHL**	**82**	**19**	**19**	**38**	**19**	**4**	**0**	**0**	**0**	**0**
2011-12	**Flames**	**NHL**	**61**	**14**	**14**	**28**	**16**	-	-	-	-	-
2012-13	**Flames**	**NHL**	**47**	**9**	**23**	**32**	**12**	-	-	-	-	-
2013-14	**Flames**	**NHL**	**52**	**8**	**15**	**23**	**28**	-	-	-	-	-
	Penguins	**NHL**	**21**	**4**	**7**	**11**	**4**	**13**	**2**	**1**	**3**	**6**
	NHL TOTALS		**637**	**150**	**191**	**341**	**233**	**24**	**2**	**3**	**5**	**6**

STATISTICAL BREAKDOWN

SEASON	PPG	SHG	GWG	+/-	SH	SH%	TF	F%	H	BS	MIN
2005-06	5	0	2	-10	100	14.0	7	42.9	45	18	14:22
2006-07	8	0	4	-2	166	16.3	7	14.3	64	19	14:42
2007-08	3	0	2	E	162	8.0	11	36.4	103	13	15:53
2008-09	3	0	1	-12	171	8.2	13	30.8	107	37	16:32
2009-10	9	1	2	E	212	13.2	39	43.6	87	25	17:19
2010-11	2	0	0	4	199	9.5	45	40.0	124	21	15:15
2011-12	2	0	2	-2	130	10.8	26	26.9	55	22	16:13
2012-13	4	0	2	2	113	8.0	23	13.0	47	17	17:54
2013-14	0	2	1	-16	178	6.7	33	30.3	104	21	18:27
TOTALS	**36**	**3**	**16**	**-36**	**1,431**	**10.5**	**204**	**32.8**	**736**	**193**	**16:15**

CAREER HIGHLIGHTS

CAREER HIGHS (LAST TIME)			
GOALS	3 (2x), 1/21/12 at EDM	**SHOTS**	9, 2/2/13 vs. CHI
ASSISTS	3 (4x), 1/28/14 vs. CHI	**GOAL STREAK**	3 (6x), 3/15/11 – 3/18/11 (3)
POINTS	4 (2x), 1/21/12 at EDM (3G-1A)	**ASSIST STREAK**	5 (2x), 3/13/13 – 3/22/13 (6)
PIM	7, 2/25/11 at CBJ	**POINT STREAK**	9, 3/2/10 – 3/20/10 (9G-3A)

SCORING VS. NHL

TEAM	GP	G	A	PTS
ANA	27	9	12	21
ARI	20	3	3	6
BOS	13	3	3	6
BUF	17	2	4	6
CGY	20	8	5	13
CAR	14	6	4	10
CHI	39	15	14	29
COL	32	9	15	24
CBJ	39	6	17	23
DAL	27	6	16	22
DET	38	9	6	15
EDM	30	14	12	26
FLA	13	2	0	2
LAK	30	9	10	19
MIN	31	5	8	13
MTL	14	1	3	4
NSH	37	8	11	19
NJD	10	2	3	5
NYI	12	3	3	6
NYR	9	0	3	3
OTT	15	1	3	4
PHI	14	4	1	5
PIT	14	1	4	5
SJS	32	5	5	10
STL	14	1	1	2
TBL	14	3	3	6
TOR	4	0	1	1
VAN	32	7	11	18
WSH	14	4	5	9
WPG	12	4	5	9
TOTALS	**637**	**150**	**191**	**341**

NHL FIRSTS	
GAME	10/6/05 vs. DET
GOAL	11/4/05 vs. EDM
ASSIST	11/2/05 vs. CHI

CAREER SHOOTOUTS

GOALS	SHOTS	SHOT%	GDG
12	37	32.4	5

CAREER PENALTY SHOTS (1)

DATE	OPPONENT	GOALTENDER (RESULT)
10/30/07	PHX	Tellqvist (Save)

CAREER HAT TRICKS (2)

DATE	OPPONENT	GOALTENDER
10/21/10	LAK	Quick (2), empty net (1)
1/21/12	at EDM	Khabibulin (2), empty net (1)



DEREK STEPAN

CENTER

21

HEIGHT **6'0"** WEIGHT **196** SHOOTS **RIGHT** BORN **JUN 18, 1990** BIRTHPLACE **HASTINGS, MN**

CAREER HIGHLIGHTS: 2013-14: Established career-highs in assists (40), points (57), shots on goal (199), power play goals (five), power play assists (13), and power play points (18), and tied career-highs in games played (82) and shorthanded assists (three) ... Led the team in shorthanded assists, tied for first on the team in games played and assists, ranked second in points and plus/minus rating (plus-12), tied for second in power play assists and power play points, tied for third in shorthanded points (three), tied for fourth in power play goals, and tied for fifth in goals (17) ... Has skated in every regular season game in each of his first four seasons in the NHL; the last Ranger to play in all of the team's games in his first four seasons in the NHL was Andy Hebenton (1955-56 –1958-59) ... Became the third Ranger to play in all of his team's games in the first four seasons of his career, starting with the season in which he made his NHL debut, joining Hebenton and Murray Murdoch (1926-27 – 1929-30) ... Became the first Blueshirt to have played every game in four straight seasons since Brian Leetch (1993-94 – 1996-97) ... The Rangers were 12-2-1 when he tallied a goal and 30-9-2 when he registered a point ... Tallied his second career hat trick on Nov. 2 vs. CAR ... Recorded a five-game point streak from Jan. 18 at OTT to Jan. 26 at NJD (three goals, five assists over the span) ... Registered a penalty shot goal, added an assist, and posted a plus-two rating on Jan. 26 at NJD; was the first NHL player to have a successful penalty shot attempt in an outdoor game in NHL history (two prior attempts) ... Tallied 22 points (seven goals, 15 assists) in 23 games following the Olympic break ... Tied a career-high with a six-game point streak from Feb. 27 vs. CHI to Mar. 9 vs. DET (one goal, eight assists over the span), including a career-high, six-game assist streak ... Registered a three-game goal streak from Mar. 18 at OTT to Mar. 22 at NJD (three goals, one assist over the span) ... Tied a single-game career-high with three assists on Mar. 30 at EDM ... Reached the 40-assist plateau for the first time in his NHL career with an assist on Apr. 10 vs. BUF ... Established playoff career-highs in games played (24), goals (five), assists (10), points (15), power play goals (two), power play assists (four), power play points (six), and shots on goal (50) ... Tied for eighth in the NHL in power play points, and tied for 10th in the NHL in assists and points in the playoffs ... Ranked second on the team in assists, tied for second in points, power play goals, power play assists, and power play points, tied for fourth in goals, and ranked fifth on the team – and first among forwards on the team – in average ice time (19:46) in the playoffs ... Tied for the team lead in goals (two), tied for third on the team in points (four), and tied for fourth on the team in assists (two) in the Metropolitan Division Semifinals against PHI ... Registered a three-game point streak from Game 1 vs. PHI on Apr. 17 to Game 3 at PHI on Apr. 22 (two goals, one assist over the span) ... Tied for fourth on the team in assists (two) in the Metropolitan Division Finals against PIT ... Established a playoff career-high with a five-game assist/point streak from Game 6 vs. PIT on May 11 to Game 3 of the Eastern Conference Finals vs. MTL on May 22 (one goal, six assists over the span) ... Tallied a point in six consecutive games in which he played from Game 6 vs. PIT on May 11 to Game 5 at MTL on May 27 (missed Game 4 vs. MTL due to a fractured jaw) ... Tied for the team lead in goals (three) and ranked third on the team in assists (four) and points (seven) in the Eastern Conference Finals against MTL ... Established a single-game playoff career-high with two goals in Game 5 at MTL on May 27 ... Tied for second on the team in assists (two) and tied for fourth on the team in points (two) in the Stanley Cup Final against LAK ... Tallied an assist on the game-winning goal in Game 4 vs. LAK on June 11. **2012-13:** Established career-highs in plus/minus rating (plus-25), game-winning goals (six), shorthanded goals (one), shorthanded assists (three), and shorthanded points (four) ... Tied for the NHL lead in shorthanded points, tied for second in the league in game-winning goals and shorthanded assists, and ranked fifth in plus/minus rating ... Led the Rangers in assists (26), points (44), game-winning goals, plus/minus rating, and power play points (10), ranked second in goals (18), power play goals (four), and tied for third in power play assists (six) ... Was one of four Rangers to skate in all 48 regular season games ... Eclipsed the 40-point mark for the third consecutive season ... Named the NHL's Third Star for the month of April, finishing second among league skaters with 19 points (eight goals, 11 assists) and posting a plus-14 rating in 14 games ... Registered 35 points (15 goals, 20 assists) in the final 30 games of the season ... Recorded 11 multi-point performances, including a single-game career-high, four points (one goal, three assists) on Mar. 26 at PHI ... The Rangers posted a record of 13-3-1 in games when he registered a goal, and were 22-6-3 when he tallied a point ... Recorded an assist while skating in his 200th career NHL game on Apr. 3 vs. PIT ... Tallied two goals and posted a single-game career-high, plus-four rating on Apr. 1 vs. WPG ... Notched his first career NHL shorthanded goal on Mar. 12 at BUF ... Registered his 100th career NHL point with an assist on Jan. 26 vs. TOR ... Tallied two assists, including his first career shorthanded point, on Jan. 20 vs. PIT ... Established playoff career-highs in plus/minus rating (plus-four) and game-winning goals (two) ... Led the team in goals (four) and game-winning goals, ranked second on the team in plus/minus rating, fourth in shots on goal (32), and tied for fourth in points (five) in the playoffs ... Tal-

CCM
21
NEW YORK
STEPAN
BAUER
BAUER

lied the game-winning goal in Game 3 of the Eastern Conference Quarterfinals vs. WSH on May 6 and Game 4 vs. WSH on May 8; became the first Ranger to record the game-winning goal in back-to-back playoff games since Adam Graves in Games 4 and 5 of the Eastern Conference Semifinals in 1997 against NJD ... Registered a goal and was credited with two blocked shots in 25:18 of ice time in Game 1 of the Eastern Conference Semifinals at BOS on May 16. **2011-12:** Ranked third on the Rangers in assists (34) and power play assists (12), fourth in points (51), goals (17), and power play points (16), and tied for fourth in power play goals (four) ... Registered 13 multi-point games, including three three-point contests ... Tallied a single-game career-high, three assists and posted a plus-three rating on Dec. 20 at NJD ... Notched a goal and was credited with three hits in 16:52 of ice time while skating in his 100th career NHL game on Nov. 23 at FLA ... Tied for third on the team in assists (eight) and tied for fifth in power play points (three) in the playoffs ... Registered a single-game playoff career-high, three points (one goal, two assists), including his first career NHL playoff goal/assist/point, in Game 6 of the Eastern Conference Quarterfinals at OTT on Apr. 23 ... Posted a four-game assist/point streak from Game 6 at OTT on Apr. 23 to Game 2 of the Eastern Conference Semifinals vs. WSH on Apr. 30 (one goal, five assists over the span) ... Skated in a single-game playoff career-high, 37:50 of ice time in the Rangers' triple overtime victory in Game 3 at WSH on May 2. **2010-11:** Tallied three goals and posted a plus-three rating while making his NHL debut in the season opener on Oct. 9 at BUF; tied the franchise record for goals in a season opener, and became the fourth player in NHL history, and the first Ranger, to register a hat trick in his NHL debut ... Captured the Lars-Erik Sjoberg Award as the top rookie in Rangers Training Camp ... Ranked fifth among NHL rookies in points (45), tied for fifth in goals (21), ranked fourth in road points (25), tied for fourth in road goals (14), and tied for seventh in assists (24) ... Ranked fourth on the Rangers in points, tied for fourth in goals and power play assists (seven), tied for fifth in power play points (10) and plus/minus rating (plus-eight), and finished sixth in assists ... Was one of four Rangers to skate in all 82 games ... Tallied his 20th goal of the season in a 1-0 win at BOS on Mar. 26, marking the first time since 2005-06 that a Ranger rookie reached the 20-goal plateau (Petr Prucha – 30 goals) ... Registered a career-high, six-game point streak from Nov. 17 vs. BOS to Nov. 26 at FLA (three goals, four assists over the span) ... Made his NHL playoff debut in Game 1 of the Eastern Conference Quarterfinals at WSH on Apr. 13.

COLLEGE CAREER: 2009-10: Established career-highs in games played (41), goals (12), assists (42), points (54), and game-winning goals (three) ... Tied for first in the NCAA in assists and ranked second in points ... Led the WCHA in points, assists and power play assists (22), and tied for fifth in power play points (23) ... Ranked second on the team in shots (136) ... Registered six points (two goals and four assists), including the game-winning goal, in the NCAA Semifinal contest vs. R.I.T. on Apr. 8. **2008-09:** Led all Wisconsin freshmen in goals (nine), assists (24) and points (33), and ranked second on the team in assists and points ... Led the team in shorthanded goals (three), and ranked second in power play assists (13) and third in power play points (16) ... Notched his first career point with an assist in his collegiate debut on Oct. 10 at Boston College.

EUROPEAN CAREER: 2012-13: Registered two goals and two assists for four points in 12 games with KalPa Kuopio of SM-liiga ... Made his SM-liiga debut on Nov. 13 vs. Lahti ... Recorded his first SM-liiga point with an assist on Nov. 15 at TPS Turku ... Tallied his first SM-liiga goal on Nov. 24 vs. HIFK Helsinki.

PREP SCHOOL CAREER: 2007-08: Led Shattuck St. Mary's in scoring with career-highs in goals (44), assists (67) and points (111) in 60 games ... Led Shattuck St. Mary's to 2008 U.S. Youth National Tier-I U18 title by leading the team with six goals and seven assists for 13 points in six games. **2006-07:** Led team to 2007 U.S. Youth National Tier-I U18 title with 70 points (38 goals and 32 assists) in 63 games.

INTERNATIONAL CAREER: 2014: Represented Team USA at the 2014 Winter Olympics in Sochi, Russia. **2011:** Led Team USA in scoring and tied for 13th among all tournament skaters with seven points (two goals, five assists) in seven games at the 2011 World Championship in Slovakia ... Was selected by tournament coaches as Team USA's best player ... Also led the team and tied for seventh in the tournament with five assists. **2010:** Served as team captain for the gold medal-winning Team USA at the 2010 World Junior Championship ... Led all tournament skaters in assists (10) and points (14) in seven games ... Named to the tournament All-Star Team.

BACKGROUND: Was teammates with current Ranger defenseman and teammate, Ryan McDonagh, while at the University of Wisconsin ... His father, Brad Stepan, was drafted by the Rangers in the fifth round of the 1985 NHL Entry Draft; they are the only father-son duo who have both been drafted by the Rangers ... Attended Shattuck-St. Mary's Prep School, which has produced NHL All-Stars such as Sidney Crosby, Jonathan Toews and Zach Parise ... His first job was working at his father's sporting goods store ... Is an avid fan of the show Glee, and considers himself a "Gleek"... If he wasn't a hockey player he would want to be a professional tennis player ... Married – wife, Stephanie.

CAREER TRANSACTIONS: June 21, 2008 – Selected by the Rangers in the second round, 51st overall, of the 2008 NHL Entry Draft

CAREER STATISTICS

			REGULAR SEASON					PLAYOFFS				
SEASON	TEAM	LEAGUE	GP	G	A	PTS	PIM	GP	G	A	PTS	PIM
2006-07	Shattuck-St. Mary's	HS-MN	63	38	32	70	22	-	-	-	-	-
2007-08	Shattuck-St. Mary's	HS-MN	60	44	67	111	22	-	-	-	-	-
2008-09	Wisconsin	WCHA	40	9	24	33	12	-	-	-	-	-
2009-10	Wisconsin	WCHA	41	12	42	54	8	-	-	-	-	-
	United States	WJC	7	4	10	14	4	-	-	-	-	-
2010-11	**RANGERS**	**NHL**	**82**	**21**	**24**	**45**	**20**	**5**	**0**	**0**	**0**	**2**
2011-12	**RANGERS**	**NHL**	**82**	**17**	**34**	**51**	**22**	**20**	**1**	**8**	**9**	**4**
2012-13	**RANGERS**	**NHL**	**48**	**18**	**26**	**44**	**12**	**12**	**4**	**1**	**5**	**2**
	Kalpa	SM-liiga	12	2	2	4	0	-	-	-	-	-
2013-14	**RANGERS**	**NHL**	**82**	**17**	**40**	**57**	**18**	**24**	**5**	**10**	**15**	**2**
	United States	OLYMPICS	1	0	0	0	0	-	-	-	-	-
	NHL/ NYR TOTALS		**294**	**73**	**124**	**197**	**72**	**61**	**10**	**19**	**29**	**10**

STATISTICAL BREAKDOWN

SEASON	PPG	SHG	GWG	+/-	SH	SH%	TF	F%	H	BS	MIN
2010-11	3	0	3	8	166	12.7	719	38.5	83	26	16:26
2011-12	4	0	4	14	169	10.1	867	44.5	137	44	18:56
2012-13	4	1	6	25	108	16.7	977	45.8	52	28	20:55
2013-14	5	0	2	12	199	8.5	1512	45.2	30	46	18:03
TOTALS	**16**	**1**	**15**	**59**	**642**	**11.4**	**4075**	**44.0**	**302**	**144**	**18:19**

CAREER HIGHLIGHTS

CAREER HIGHS (LAST TIME)			
GOALS	3 (2x), 11/2/13 vs. CAR	**SHOTS**	7 (4x), 12/18/13 vs. PIT
ASSISTS	3 (3x), 3/30/14 at EDM	**GOAL STREAK**	4, 12/16/10 – 12/27/10 (4)
POINTS	4, 3/26/13 at PHI (1G-3A)	**ASSIST STREAK**	6, 2/27/14 – 3/9/14 (8)
PIM	4, 3/11/12 vs. NYI	**POINT STREAK**	6 (3x), 2/27/14 – 3/9/14 (1G-8A)

SCORING VS. NHL

TEAM	GP	G	A	PTS
ANA	5	0	1	1
ARI	5	1	2	3
BOS	14	4	5	9
BUF	14	5	4	9
CGY	4	1	3	4
CAR	15	8	7	15
CHI	5	0	1	1
COL	5	2	1	3
CBJ	6	2	1	3
DAL	4	0	2	2
DET	5	1	2	3
EDM	4	0	5	5
FLA	14	5	6	11
LAK	4	0	2	2
MIN	5	1	1	2
MTL	14	0	8	8
NSH	4	1	0	1
NJD	21	6	11	17
NYI	21	3	9	12
NYR	0	0	0	0
OTT	14	5	7	12
PHI	21	6	13	19
PIT	21	3	5	8
SJS	4	1	1	2
STL	5	1	3	4
TBL	14	6	6	12
TOR	14	2	9	11
VAN	4	0	2	2
WSH	15	5	2	7
WPG	13	4	5	9
TOTALS	**294**	**73**	**124**	**197**

NHL FIRSTS	
GAME	10/9/10 at BUF
GOAL	10/9/10 at BUF (Miller)
ASSIST	10/18/10 vs. COL

CAREER SHOOTOUTS

GOALS	SHOTS	SHOT%	GDG
3	13	23.1	2

CAREER PENALTY SHOTS (1)

DATE	OPPONENT	GOALTENDER (RESULT)
1/26/14	at NJD	Schneider (Goal)

CAREER HAT TRICKS (2)

DATE	OPPONENT	GOALTENDER
10/9/10	at BUF	Miller
11/2/13	CAR	Peters

CAM TALBOT

GOALTENDER

33

HEIGHT **6'3"** WEIGHT **195** CATCHES **LEFT** BORN **JUL 5, 1987** BIRTHPLACE **CALEDONIA, ON**

CAREER HIGHLIGHTS: 2013-14: Led all first-year goalies (min. 15 games) in GAA (1.64) and SV% (.941), tied for third in shutouts (three), and tied for fourth in wins (12) ... Allowed two goals or fewer in 16 of 19 starts, including 11 of 12 road starts ... Made 25 saves while making his NHL debut on Oct. 24 at PHI ... Stopped 32 of 34 shots he faced to post his first career NHL victory on Oct. 26 at DET ... Recorded his first career NHL shutout on Nov. 16 at MTL, stopping all 22 shots he faced; posted the Rangers' first shutout on the road against MTL since Feb. 25, 1967 ... Made 17 saves to record his fifth straight victory and second career shutout on Nov. 23 at NSH; became the third goalie in team history to post two shutouts in their first six career starts (Lorne Chabot and Hal Winkler, 1926-27) ... Posted a shutout streak of 165:27 (59 straight saves), from 13:38 of the second period on Nov. 7 at CBJ to 18:59 of the third period on Nov. 25 at TBL ... Recorded his sixth straight victory while making a season-high, 35 saves on Nov. 30 vs. VAN; became the first Ranger to win six straight decisions in his first year since Jim Henry in 1941-42 (seven straight), and became the first goalie in franchise history to hold opponents to two or fewer goals in each of his first seven career NHL starts, and the first NHL goalie to do so since Frank Brimsek with Boston in 1938-39 (first 12 starts) ... Made 26 saves to record his third shutout of the season on Mar. 30 at EDM; became the first Rangers goalie other than Henrik Lundqvist to have at least three shutouts in a season since Mike Dunham in 2002-03 ... Stopped all five shots he faced while making his NHL playoff debut in Game 6 of the Metropolitan Division Semifinals at PHI on Apr. 29. **2010-11:** Recalled by the Rangers from Greenville on Feb. 28, and dressed as Henrik Lundqvist's backup on Mar. 1 vs. BUF.

MINOR LEAGUE CAREER: 2013-14: Posted a 4-0-1 record, along with a 2.49 GAA and a .924 SV% in five appearances with Hartford ... Was tied for the AHL lead in wins, ranked third in the league in saves, and led the Wolf Pack in GAA and SV% at the time of his recall. **2012-13:** Established AHL career-highs in appearances (55), wins (25), saves (1,532) and minutes (3,105) ... Ranked eighth in the AHL in wins ... Tied a single-game career-high with 43 saves in a 2-1 shootout victory on Nov. 2 at Albany ... Made 30 or more saves in 23 contests. **2011-12:** Established an AHL career-high in shutouts (four) ... Tied for eighth in the league in shutouts ... Stopped a single-game career-high, 43 shots on Jan. 8 at Springfield ... Established AHL playoff career-highs in appearances (nine), wins (five), GAA (2.10), SV% (.939), and shutouts (two) ... Ranked second in the AHL in SV%, third in shutouts, and fifth in GAA in the playoffs ... Recorded his first career AHL playoff win and shutout in Game 1 at Bridgeport on Apr. 19 ... Posted shutouts in Games 1 (42 saves) and 2 (41 saves) against Bridgeport on Apr. 19 and Apr. 21; Became the first goaltender in franchise history to record back-to-back postseason shutouts ... His 42-save shutout in Game 1 marked a franchise record for most saves in a postseason shutout ... Made 44 saves in a 4-3 overtime victory on Apr. 22 vs. Bridgeport ... Stopped 44 shots in a 2-1 overtime loss on May 11 at Norfolk. **2010-11:** Tied for the team lead with two shutouts ... Turned aside 41 shots to post his first professional win with a shutout while making his first professional start on Oct. 17 at Providence, becoming the first Connecticut goaltender ever to post a shutout in his first professional start; Tied the Connecticut franchise record for saves while posting a shutout, and was the most since Johan Holmqvist made 41 saves in a 3-0 win vs. Lowell on Dec. 23, 2000 ... Made his AHL playoff debut, a relief appearance, on Apr. 21 at Portland ... Posted a 1-0-1-0 record in two appearances with Greenville (ECHL). **2009-10:** Made his professional debut in a relief appearance, stopping eight shots in 19 minutes of ice time on Apr. 7 vs. Worcester.

COLLEGE CAREER: 2009-10: Named the 2010 College Hockey America (CHA) tournament MVP and selected to the CHA All-Tournament Team after backstopping the University of Alabama-Huntsville Chargers to their second CHA tournament championship ... Established career-bests in appearances (33), wins (12), GAA (2.60) and SV% (.925) ... Led all CHA goaltenders and ranked fifth in the NCAA in SV%, while he ranked second in the conference in wins and GAA... Registered five, 40-plus save performances, including a single-game career-high, 48 saves on Oct. 10 at Notre Dame. **2008-09:** Made at least 30 saves in nine contests ... Registered his first career collegiate shutout with a 33-save effort in a 1-0 win at Yale on Nov. 21. **2007-08:** Recorded his first career collegiate win on Nov. 24 vs. American International.

OPJHL CAREER: 2006-07: Established a career-best in GAA (2.08) ... Established playoff career-bests in appearances (19), wins (13), and GAA (2.46). **2005-06:** Established career-highs in appearances (35) and wins (21).

BACKGROUND: Lists Patrick Roy as his hockey idol as a youth, and wears number 33 in honor of Roy ... Is a fan of the movie "Ghostbusters", and incorporates the movie into his masks ... Is one of only two graduates of the University of Alabama-Huntsville to play in the NHL (Jared Ross) ... Married – wife, Kelly.

CAREER TRANSACTIONS: March 30, 2010 – Signed by the Rangers as an undrafted free agent

CAREER STATISTICS

REGULAR SEASON

SEASON	TEAM	LEAGUE	GP	W	L	T	OT	SO	GA	SA	SV%	GAA	MIN	A	PIM
2005-06	Hamilton	OPJHL	35	21	13	1	–	1	87	–	–	2.55	2,046	–	–
2006-07	Hamilton	OPJHL	28	19	5	2	–	1	57	–	–	2.08	1,644	–	–
2007-08	Univ. of Alabama - Huntsville	CHA	13	1	10	0	–	0	45	322	–	4.63	583	–	–
2008-09	Univ. of Alabama - Huntsville	CHA	24	2	16	3	–	1	65	700	–	2.95	1,320	–	–
2009-10	Univ. of Alabama - Huntsville	CHA	33	12	18	3	–	1	85	–	–	2.61	1,958	–	–
	Hartford	AHL	1	0	0	0	–	0	3	11	.727	9.70	19	–	–
2010-11	Connecticut	AHL	22	11	9	2	–	2	62	570	.902	2.84	1,308	–	–
	Greenville	ECHL	2	1	0	1	–	0	5	63	.921	2.46	122	–	–
2011-12	Connecticut	AHL	33	14	15	1	–	4	81	935	.913	2.61	1,865	–	–
2012-13	Connecticut	AHL	55	25	28	1	–	2	136	1,668	.918	2.63	3,105	–	–
2013-14	**RANGERS**	**NHL**	**21**	**12**	**6**	**–**	**1**	**3**	**33**	**560**	**.941**	**1.64**	**1,211**	**0**	**0**
	Hartford	AHL	5	4	0	-	1	0	13	171	.924	2.49	314	0	0
	NHL/ NYR TOTALS		**21**	**12**	**6**	**-**	**1**	**3**	**33**	**560**	**.941**	**1.64**	**1,211**	**0**	**0**

PLAYOFFS

SEASON	TEAM	LEAGUE	GP	W	L	SO	GA	SA	SV%	GAA	MIN
2005-06	Hamilton	OPJHL	14	8	6	1	52	–	–	3.46	903
2006-07	Hamilton	OPJHL	19	13	6	0	51	–	–	2.46	1,243
2010-11	Connecticut	AHL	1	0	1	0	2	24	.917	3.13	38
2011-12	Connecticut	AHL	9	5	4	2	20	327	.939	2.10	571
2013-14	**RANGERS**	**NHL**	**2**	**0**	**1**	**0**	**2**	**13**	**.846**	**2.61**	**46**
	NHL / NYR TOTALS		**2**	**0**	**1**	**0**	**2**	**13**	**.846**	**2.61**	**46**

CAREER HIGHLIGHTS

CAREER HIGHS (LAST TIME)	
SHOTS FACED	37, 11/30/13 vs. VAN
WIN STREAK	5, 10/26/13 – 11/23/13
SHUTOUT STREAK	165:27, 11/7/13 – 11/25/13
POINT STREAK	5, 10/26/13 – 11/23/13

NHL FIRSTS	
GAME	10/24/13 at PHI (1-2)
WIN	10/26/13 at DET
SHUTOUT	11/16/13 at MTL (1-0)

CAREER SHUTOUTS (3)

DATE	OPPONENT	SCORE	SAVES
11/16/13	at MTL	1-0	22
11/23/13	at NSH	2-0	17
3/30/14	at EDM	5-0	26

CAREER SHOOTOUTS

W	L	SA	GA	SV%
1	0	3	1	.667

CAREER PENALTY SHOTS(1)

DATE	OPPONENT	PLAYER (RESULT)
4/12/14	at MTL	Brian Gionta (Goal)

RECORD VS. NHL

TEAM	GP	W	L	T	OT	SO	GA	GAA	SV%
ANA	0	0	0	0	0	0	0	0.00	.000
ARI	0	0	0	0	0	0	0	0.00	.000
BOS	0	0	0	0	0	0	0	0.00	.000
BUF	0	0	0	0	0	0	0	0.00	.000
CGY	0	0	0	0	0	0	0	0.00	.000
CAR	0	0	0	0	0	0	0	0.00	.000
CHI	1	1	0	0	0	0	1	1.00	.969
COL	0	0	0	0	0	0	0	0.00	.000
CBJ	2	1	0	0	0	0	3	1.67	.938
DAL	0	0	0	0	0	0	0	0.00	.000
DET	1	1	0	0	0	0	2	1.85	.941
EDM	2	1	1	0	0	1	2	1.01	.965
FLA	0	0	0	0	0	0	0	0.00	.000
LAK	0	0	0	0	0	0	0	0.00	.000
MIN	2	1	1	0	0	0	3	1.53	.941
MTL	2	1	0	0	1	1	1	0.49	.980
NSH	1	1	0	0	0	1	0	0.00	1.000
NJD	0	0	0	0	0	0	0	0.00	.000
NYI	2	1	1	0	0	0	6	3.03	.900
NYR	0	0	0	0	0	0	0	0.00	.000
OTT	1	1	0	0	0	0	1	1.00	.967
PHI	1	0	1	0	0	0	2	2.03	.926
PIT	0	0	0	0	0	0	0	0.00	.000
SJS	0	0	0	0	0	0	0	0.00	.000
STL	0	0	0	0	0	0	0	0.00	.000
TBL	1	0	0	0	0	0	1	3.00	.667
TOR	2	2	0	0	0	0	2	0.96	.962
VAN	1	1	0	0	0	0	2	2.00	.946
WSH	1	0	1	0	0	0	3	3.10	.912
WPG	1	0	1	0	0	0	4	4.07	.862
TOTALS	**21**	**12**	**6**	**0**	**1**	**3**	**33**	**1.64**	**.941**

MATS ZUCCARELLO 36

RIGHT WING

HEIGHT **5'8"** WEIGHT **179** SHOOTS **LEFT** BORN **SEP 1, 1987** BIRTHPLACE **OSLO, NORWAY**

CAREER HIGHLIGHTS: 2013-14: Established career-highs in games played (77), goals (19), assists (40), points (59), plus/minus rating (plus-11), power play goals (four), power play assists (13), power play points (17), game-winning goals (four), shots on goal (170), and average ice time (17:08) ... Led the Rangers in points and shootout attempts (seven), tied for first in assists and shootout goals (three), tied for second in power play assists, ranked third in goals, tied for third in game-winning goals and plus/minus rating, and ranked fourth in power play points ... Received the Steven McDonald Extra Effort Award, as voted by the fans, for being the Ranger who goes above and beyond the call of duty; became the third European-born player to win the award, joining Jan Erixon (1987-88; 1990-91), and Henrik Lundqvist (2005-06) ... The Rangers were 11-3-2 when he recorded a goal and 31-8-3 when he tallied a point ... Registered a point in 42 of 70 games from Oct. 26 at DET to the end of the season, tallying 59 points (19 goals, 40 assists) during the stretch ... Tied a single-game career-high with three assists/points on Nov. 2 vs. CAR ... Skated in his 100th career NHL game on Dec. 15 vs. CGY ... Posted a career-high, six-game point streak on two occasions – from Jan. 26 at NJD to Feb. 7 at PIT (two goals, six assists over the span), and from Mar. 30 at EDM to Apr. 10 vs. BUF (four goals, five assists over the span) ... Registered a career-high, five-game assist streak from Jan. 29 at NYI to Feb. 7 at PIT ... Tallied 24 points (six goals, 18 assists) in his final 25 regular season games ... Tied single-game career-highs with two goals and three points, and registered his first career NHL shorthanded goal on Mar. 30 at EDM ... Recorded his 54th point of the season with an assist on Apr. 1 at VAN, passing Espen Knutsen for the most points by a Norwegian-born player in one season in NHL history ... Tallied an assist on Apr. 10 vs. BUF; reached the 40-assist plateau for the first time in his NHL career ... Established playoff career-highs in games played (25), goals (five), assists (eight), points (13), plus-minus rating (plus-seven), shots on goal (54), average ice time (17:40), hits (54), and blocked shots (28), and tied playoff career-highs in power play assists (three) and power play points (three) ... Tied for second on the team – and tied for eighth in the NHL – in plus/minus rating in the playoffs ... Tied for third on the team in assists, tied for fourth in goals, points, and power play assists, ranked fifth on the team in shots on goal and hits, and tied for second among NHL forwards in blocked shots in the playoffs ... Tied for the team lead in goals (two), tied for third on the team in points (four) and plus/minus rating (plus-three), and tied for fourth in assists (two) in the Metropolitan Division Semifinals against PHI ... Tied for the team lead in assists (three) and tied for second on the team in points (four) and plus/minus rating (plus-two) in the Metropolitan Division Finals against PIT ... Established single-game playoff career-highs with three assists/points, and tied a single-game playoff career-high with a plus-two rating in Game 5 at PIT on May 9; was one of two Rangers to tally three points in the contest (Derick Brassard); the pair became the first two Rangers to record three points in the same playoff game on the road since Game 2 of the Eastern Conference Finals on May 18, 1997 at PHI (Wayne Gretzky and Mark Messier) ... Tied single-game playoff career-highs with three points (one goal, two assists) and a plus-two rating in Game 1 of the Eastern Conference Finals at MTL on May 17 ... Tied for the team lead in plus/minus rating (plus-two) and tied for fourth on the team in points (two) in the Stanley Cup Final against LAK ... Recorded two points (one goal, one assist) and posted a plus-two rating in Game 2 at LAK on June 7. **2012-13:** Tied for fifth on the Rangers in plus/minus rating (plus-10) ... Tallied six points (three goals, three assists) in the final seven games of the season ... Tallied his first career shorthanded point with an assist on Apr. 1 vs. WPG ... Registered the game-deciding goal in the shootout on Apr. 10 vs. TOR ... Established playoff career-highs in power play assists (three) and power play points (three) ... Led the team in power play assists, tied for the team lead in power play points, ranked second in assists (six) and points (seven), and tied for fifth in shots on goal (22) in the playoffs ... Recorded his first career NHL playoff point with an assist in a two-point effort in Game 3 of the Eastern Conference Quarterfinals vs. WSH on May 6 ... Registered his first career NHL playoff goal, recorded five shots on goal, and established a single-game playoff career-high with a plus-two rating in Game 7 at WSH on May 13. **2011-12:** Tallied his first career NHL power play goal, which was the game-winning goal, on Mar. 19 vs. NJD ... Missed the final eight games of the regular season with a fractured wrist sustained on Mar. 23 vs. BUF ... **2010-11:** Led the Rangers in shootout attempts (nine), tied for the team lead in power play assists (nine) shootout goals (five), and game-deciding goals (three), and ranked second in shootout percentage (55.6%) ... Tied for second in the NHL in game-deciding goals and tied for fifth in shootout goals ... Tied for fifth on the team with 13 assists at home ... Notched his first NHL goal, the overtime game-winner, added an assist, and posted a plus-two rating on Jan. 5 vs. CAR ... Recorded his first NHL point with a power play assist vs. NYI on Dec. 27 ... Tallied a shootout goal while making his NHL debut on Dec. 23 vs. TBL ... Made his NHL playoff debut in Game 1 of the Eastern Conference Quarterfinals at WSH on Apr. 13.

AHL CAREER: 2011-12: Established AHL career-highs in games played (37), assists (24), points (36), plus/

minus rating (plus-five), and power play goals (five) ... Ranked fourth on Connecticut in assists and points, fifth in power play goals , and was tied for fifth in goals (12) at the time of his recall on Mar. 11 ... Tallied four shootout goals on four shootout attempts, and recorded one game-deciding goal ... Registered two points (one goal, one assist) and posted a plus-two rating while representing the Eastern Conference at the 2012 AHL All-Star Game on Jan. 30. **2010-11:** Established AHL career-highs in goals (13) and shots on goal (107) ... Recorded 27 points (11 goals, 16 assists) in his last 24 AHL games, including four goals and nine assists in his last 10 contests ... Led all Connecticut rookies in goals, points (29), shots on goal, and power play goals (three), and ranked second in assists (16) at the time of his recall on Apr. 8 ... Made his AHL debut on Oct. 9 vs. Charlotte ... Tallied his first career AHL point with a goal on Oct. 15 at Albany ... Posted a single-game AHL career-high, four points (three goals, one assist), including his first career hat trick on Nov. 7 vs. Bridgeport.

EUROPEAN CAREER: 2012-13: Tied for fifth on Magnitogorsk in goals (11), and ranked sixth in assists (17) and points (28) ... Tied for second on the team in goals (two), tied for third in points (four), and tied for fourth in assists (two) in the playoffs. **2009-10:** Led the Swedish Hockey League (SHL) in scoring and captured the Guldhjälmen award as the league's Most Valuable Player ... Named Norwegian Player of the Year for the second time in his career ... Established SHL career-highs in games played (55), goals (23), assists (41), points (64) and penalty minutes (62) ... Ranked third in the league in goals and shots on goal (163), and tied for third in assists ... Led all SHL forwards in average ice time (22:17). **2008-09:** Established an SHL career-high in plus/minus rating (plus-10) ... Ranked third on Modo in assists (28) and points (40), fourth in goals (12), and fifth in plus/minus rating in 35 games. **2007-08:** Named Norwegian Player of the Year after tallying 64 points (24 goals and 40 assists) in 33 games with Frisk Asker ... Established GET-liagen career-highs in assists, points and penalty minutes (48) ... Ranked second in the league in assists, third in points, and tied for sixth in goals ... Established GET-liagen playoff career-highs, and led the league, in goals (12), assists (15), and points (27) while helping Frisk Asker advance to the Finals. **2006-07:** Established GET-liagen career-highs in games played (43) and goals (34) ... Ranked second in GET-liagen in goals (34) and tied for third in points (59) ... Led Frisk Asker in goals and points ... Tallied a team-leading eight points (four goals and four assists) in seven playoff games. **2005-06:** Split season between Frisk Asker (GET-liagen) and Frisk Asker (U19) ... Made GET-liagen playoff debut, recording two penalty minutes in four games. **2004-05:** Made his GET-liagen debut.

INTERNATIONAL CAREER: 2014: Represented Norway at the 2014 Winter Olympics in Sochi, Russia ... Skated in three games and led all forwards on the team in average ice time (22:25) ... **2010:** Skated for Norway at the 2010 Winter Olympics in Vancouver, Canada, ranking third on the team in scoring with three points (one goal, two assists) in four contests ... Represented Norway at the 2010 World Championship in Germany ... Tied for the team lead in goals (three) and tied for second in points (four) in six contests in the tournament. **2009:** Led Norway with three goals in six games at the 2009 World Championship in Switzerland. **2008:** Skated for Norway at the 2008 World Championship in Quebec and Nova Scotia, notching one goal in seven games. **2007:** Tied for sixth in scoring at the 2007 U20 Division I World Junior Championship with seven points (two goals, five assists) in five games. **2006:** Tied for the team lead in assists (two) and tied for third on Norway in points (two) while skating in six games at the 2006 World Junior Championship. **2005:** Tied for sveenth among all skaters with five points (two goals, three assists) in five games while helping Norway capture a Division IB Gold Medal at the 2005 U18 World Junior Championship in the Czech Republic. **2004:** Made international debut with Team Norway at the 2004 U18 World Junior Championship in Belarus, tallying two assists and eight penalty minutes in six games.

BACKGROUND: Is an avid golfer ... Enjoys spending time with his friends ... Lists Rihanna as his favorite musician ... His favorite movies are The Hangover and Gladiator ... His favorite sport other than hockey is soccer, and his favorite team is Manchester United ... Is a fan of the television show Gossip Girl and King of Queens ... His first job was as a lifeguard ... Single.

CAREER TRANSACTIONS: May 26, 2010 – Signed with the Rangers as an undrafted free agent. **March 28, 2013** - Signed with the Rangers as a free agent.

CAREER STATISTICS

			REGULAR SEASON					PLAYOFFS				
SEASON	TEAM	LEAGUE	GP	G	A	PTS	PIM	GP	G	A	PTS	PIM
2003-04	IF Frisk Asker	Norway U19	20	7	14	21	14	-	-	-	-	-
2004-05	IF Frisk Asker	Norway U19	27	19	17	36	16	-	-	-	-	-
	IF Frisk Asker	GET	1	0	0	0	0	-	-	-	-	-
2005-06	IF Frisk Asker	Norway U19	2	7	0	7	0	-	-	-	-	-
	IF Frisk Asker	GET	21	5	3	8	12	4	0	0	0	2
2006-07	IF Frisk Asker	GET	43	34	25	59	36	7	4	4	8	2
2007-08	IF Frisk Asker	GET	33	24	40	64	48	15	12	15	27	24
2008-09	Modo	SHL	35	12	28	40	38	-	-	-	-	-
2009-10	Modo	SHL	55	23	41	64	62	-	-	-	-	-
	Norway	OLYMPICS	4	1	2	3	4	-	-	-	-	-
2010-11	**RANGERS**	**NHL**	**42**	**6**	**17**	**23**	**4**	**1**	**0**	**0**	**0**	**2**
	Connecticut	AHL	36	13	16	29	16	-	-	-	-	-
2011-12	**RANGERS**	**NHL**	**10**	**2**	**1**	**3**	**6**	-	-	-	-	-
2012-13	**RANGERS**	**NHL**	**15**	**3**	**5**	**8**	**8**	**12**	**1**	**6**	**7**	**4**
	Magnitogorsk	KHL	44	11	17	28	30	-	-	-	-	-
2013-14	**RANGERS**	**NHL**	**77**	**19**	**40**	**59**	**32**	**25**	**5**	**8**	**13**	**20**
	Norway	OLYMPICS	3	0	0	0	2	-	-	-	-	-
	NHL/ NYR TOTALS		**144**	**30**	**63**	**93**	**50**	**38**	**6**	**14**	**20**	**26**

STATISTICAL BREAKDOWN

SEASON	PPG	SHG	GWG	+/-	SH	SH%	TF	F%	H	BS	MIN
2010-11	0	0	2	3	74	8.1	15	53.3	56	19	14:10
2011-12	1	0	1	0	10	20.0	0	0.0	8	3	10:02
2012-13	0	0	0	10	27	11.1	4	0.0	27	15	16:25
2013-14	4	1	4	11	170	11.2	8	37.5	116	41	17:08
TOTALS	**5**	**1**	**7**	**24**	**281**	**10.7**	**27**	**40.7**	**207**	**78**	**16:42**

CAREER STATISTICS

CAREER HIGHLIGHTS

CAREER HIGHS (LAST TIME)			
GOALS	2 (5x), 4/5/14 vs. OTT	**SHOTS**	5 (8x), 4/8/14 vs. CAR
ASSISTS	3 (2x), 11/2/13 vs. CAR	**GOAL STREAK**	3, 12/2/13 – 12/7/13 (3)
POINTS	3 (4x), 3/30/14 at EDM (2G-1A)	**ASSIST STREAK**	5, 1/29/14 – 2/7/14 (6)
PIM	6, 4/1/13 vs. WPG	**POINT STREAK**	6 (2x), 3/30/14 – 4/10/14 (4G-5A)

SCORING VS. NHL

TEAM	GP	G	A	PTS
ANA	4	0	0	0
ARI	2	0	1	1
BOS	2	0	0	0
BUF	6	1	4	5
CGY	2	0	0	0
CAR	10	1	9	10
CHI	1	1	0	1
COL	3	1	3	4
CBJ	4	0	4	4
DAL	3	0	1	1
DET	5	2	0	2
EDM	2	2	2	4
FLA	8	4	5	9
LAK	4	0	0	0
MIN	3	1	0	1
MTL	8	1	1	2
NSH	2	0	2	2
NJD	12	4	5	9
NYI	11	0	7	7
NYR	0	0	0	0
OTT	5	4	2	6
PHI	6	3	3	6
PIT	10	2	7	9
SJS	3	0	0	0
STL	3	0	1	1
TBL	6	1	2	3
TOR	5	1	0	1
VAN	3	0	2	2
WSH	6	0	1	1
WPG	5	1	1	2
TOTALS	**144**	**30**	**63**	**93**

NHL FIRSTS	
GAME	12/23/10 vs. TBL
GOAL	1/5/11 vs. CAR (Ward)
ASSIST	12/27/10 vs. NYI

CAREER SHOOTOUTS

GOALS	SHOTS	SHOT%	GDG
9	19	47.4	4

CONOR ALLEN

DEFENSEMAN

HEIGHT **6'1"** WEIGHT **210** SHOOTS **LEFT** BORN **JAN 31, 1990** BIRTHPLACE **CHICAGO, IL**

NHL CAREER: 2013-14: Skated in three games with the Rangers ... Recorded two shots on goal while making his NHL debut on Dec. 29 at TBL.

AHL CAREER: 2013-14: Ranked fifth on Hartford in assists (25), finished second among team defensemen in goals (six), and ranked third among defensemen in points (31) ... Tallied his first career AHL point with an assist on Oct. 11 vs. Adirondack ... Registered his first career AHL goal on Oct. 19 at Portland ... Recorded two points (one goal, one assist), including a power play goal on Oct. 30 vs. Bridgeport ... Posted a four-game point streak from Dec. 7 at Springfield to Dec. 14 at Albany (one goal, four assists over the span), including a three-game assist streak from Dec. 8 vs. Springfield to Dec. 14 at Albany. **2012-13:** Made his AHL debut on Apr. 14 at Springfield.

COLLEGE CAREER: 2012-13: Established career-highs in assists (14), points (19), and penalty minutes (53) ... Led all UMass defensemen, and finished eighth among defensemen in Hockey East in points ... Led the team in blocked shots (57) ... Ranked second on the team in penalty minutes ... Recorded a career-high, two assists on two occasions – Nov. 2 vs. New Hampshire and Mar. 9 vs. Merrimack ... Tallied a career-high, six-game point streak from Dec. 7 vs. Colgate to Jan. 11 vs. Providence (two goals, four assists over the span), including a career-high, four-game assist streak from Dec. 8 vs. Colgate to Dec. 31 at Dartmouth (four assists over the span). **2011-12:** Established career-highs in games played (35) and goals (seven) ... Tied for first among defensemen and sixth on the team in goals ... Ranked third among defensemen on the team in points (14) ... Tallied a single-game career-high, three points, including his first career hat trick, on Nov. 11 vs. Holy Cross ... Registered a career-high, three-game goal streak from Jan. 13 vs. Boston College to Jan. 27 vs. UMass-Lowell (three goals over the span) ... Recorded six points (three goals, three assists) in a seven-game span from Jan. 13 vs. Boston College to Feb. 11 vs. Providence ... Named Hockey East Player of the Week for the week ending on Nov. 13 ... Named to Hockey East All-Academic Team for the second consecutive season. **2010-11:** Ranked third among freshmen defensemen on the team in goals (two) and points (six), and tied for third in assists (four) ... Made his collegiate debut on Oct. 8 at Minnesota ... Recorded his first collegiate point with a goal on Nov. 27 vs. Quinnipiac ... Registered his first collegiate assist on Dec. 4 vs. UMass-Lowell ... Named to Hockey East All-Academic Team.

USHL CAREER: 2009-10: Ranked third among defensemen on Sioux City in goals (seven) and points (15) ... Tied for fourth on the team in penalty minutes (69) ... Finished seventh on the team in plus/minus rating (plus-nine) ... Made his USHL debut on Oct. 2 vs. Des Moines ... Registered his first USHL point with an assist on Oct. 16 vs. Waterloo ... Tallied his first USHL goal on Dec. 18 vs. Fargo ... Registered four points (three goals, one assist) in a four-game span from Jan. 29 at Youngstown to Feb. 6 at Sioux City ... Posted a plus-two or better rating in nine contests ... Named Defensive Player of the Week for the week ending Mar. 7.

CAREER TRANSACTIONS: March 29, 2013 – Signed by the Rangers as an undrafted free agent

			REGULAR SEASON					PLAYOFFS				
SEASON	TEAM	LEAGUE	GP	G	A	PTS	PIM	GP	G	A	PTS	PIM
2008-09	St. Louis	NAHL	46	5	10	15	48	-	-	-	-	-
2009-10	Sioux Falls	USHL	48	7	8	15	69	-	-	-	-	-
2010-11	UMass Amherst	NCAA	31	2	4	6	42	-	-	-	-	-
2011-12	UMass Amherst	NCAA	35	7	7	14	28	-	-	-	-	-
2012-13	UMass Amherst	NCAA	33	5	14	19	53	-	-	-	-	-
	Connecticut	AHL	1	0	0	0	0	-	-	-	-	-
2013-14	**RANGERS**	**NHL**	**3**	**0**	**0**	**0**	**0**	-	-	-	-	-
	Hartford	AHL	72	6	25	31	71	-	-	-	-	-
	NHL TOTALS		**3**	**0**	**0**	**0**	**0**	-	-	-	-	-

MAT BODIE

DEFENSEMAN

HEIGHT **6'0"** WEIGHT **175** SHOOTS **LEFT** BORN **MAR 7, 1990** BIRTHPLACE **EAST ST. PAUL, MB**

COLLEGE CAREER: 2013-14: Established career-highs in assists (31), points (39), and plus/minus rating (plus-28), and tied career-highs in games played (40) and goals (eight) ... Led Union to the NCAA Championship in his second season as the team's captain ... Named to the NCAA First All-American Team ... Led the team in assists, ranked third on the team in points, and ranked second among defensemen on the team in goals ... Finished his collegiate career with 96 assists, the most in Union's history since the school began playing in Division I in the 1991-92 season ... Ranked second on the team and fifth in the nation in plus/minus rating ... Posted a career-high, seven-game assist streak from Oct. 12 vs. Bowling Green to Nov. 8 vs. Colgate (nine assists over the span) ... Tallied his 100th career collegiate point as part of a two-point effort (one goal, one assist) on Dec. 6 vs. Princeton ... Ended the season with a six-game point streak from Mar. 21 vs. Cornell to Apr. 12 vs. Minnesota (four goals, six assists), including a career-high, four-game goal streak from Mar. 28 vs. Vermont to Apr. 12 vs. Minnesota (four goals) ... Tallied two points (one goal, one assist) in the National Championship Game on Apr. 12 vs. Minnesota. **2012-13:** Tied a career-high in power play goals (two) ... Named to the ECAC Third All-Star Team ... Served as team captain in his junior season ... Tied for fourth on the team in assists (18) and tied for fifth in plus/minus rating (plus-11) ... Ranked third among defensemen on the team in goals (six), assists, and points (24) ... Tied a single-game career-high with three assists on Jan. 22 vs. Harvard ... Recorded a goal while skating in his 100th career collegiate game on Feb. 1 vs. Dartmouth. **2011-12:** Established career-highs in goals (eight) and power play goals (two), and tied a career-high in game-winning goals (two) ... Named to the ECAC First All-Star Team and the NCAA Second All-American Team; became the first defenseman in Union history to be named to an All-American Team ... Tied for second on the team in plus/minus rating (plus-18), ranked third in assists (21), tied for fourth in game-winning goals (two), and tied for fifth in goals ... Led all defensemen on the team in goals, assists, and points, and tied for first among defensemen in game-winning goals ... Tallied a point in 26 of 39 games ... Began the season with a career-high, nine-game point streak from Oct. 8 at Army to Nov. 5 at Clarkson (two goals, eight assists over the span). **2010-11:** Established career-highs in games played (40) and game-winning goals (two) ... Named to the ECAC All-Rookie Team ... Set the Union record for most points by a freshman defenseman (32) ... Led the team and tied for fourth in the nation in plus/minus rating (plus-27) ... Ranked second on the team in assists (26) and tied for fifth in points ... Led defensemen on the team in goals (six), assists, points, and plus/minus rating ... Made his collegiate debut on Oct. 8 vs. Sacred Heart ... Tallied his first career collegiate point with an assist on Oct. 9 vs. Sacred Heart ... Recorded his first career collegiate goal on Oct. 30 vs. Rensselaer ... Established single-game career-highs with three assists and four points on Dec. 11 vs. Army.

BCHL CAREER: 2009-10: Tallied eight goals and 34 assists for 42 points in 51 games with the Powell River Kings ... Established a career-high in goals and tied a career-high in points ... Named the BCHL (Coastal) Best Defenseman ... Led the team with 22 assists and 31 points in 23 playoff games while helping Powell reach the BCHL Cup Finals. **2008-09:** Established career-highs in games played (53), assists (41), and points (42) with Powell ... Named BCHL (Coastal) Rookie of the Year ... Tied for fourth on the team in assists and ranked sixth in points.

CAREER TRANSACTIONS: April 15, 2014 – Signed by the Rangers as an undrafted free agent

			REGULAR SEASON					PLAYOFFS				
SEASON	TEAM	LEAGUE	GP	G	A	PTS	PIM	GP	G	A	PTS	PIM
2008-09	Powell	BCHL	53	1	41	42	41	-	-	-	-	-
2009-10	Powell	BCHL	51	8	34	42	37	23	9	22	31	23
2010-11	Union	NCAA	40	6	26	32	18	-	-	-	-	-
2011-12	Union	NCAA	39	8	21	29	32	-	-	-	-	-
2012-13	Union	NCAA	35	6	18	24	32	-	-	-	-	-
2013-14	Union	NCAA	40	8	31	39	57	-	-	-	-	-



CHRIS BOURQUE

LEFT WING

HEIGHT **5'8"** WEIGHT **174** SHOOTS **LEFT** BORN **JAN 29, 1986** BIRTHPLACE **BOSTON, MA**

NHL CAREER: 2012-13: Registered the first game-winning goal of his career on Feb. 2 at TOR. **2009-10:** Tallied his first career NHL assist on Oct. 28 vs. MTL. **2008-09:** Recorded his first career NHL point with a goal on Dec. 30 at BUF. **2007-08:** Made his NHL debut on Nov. 6 at ATL.

AHL CAREER: 2012-13: Ranked fourth on Providence in assists (28). **2011-12:** Established career-highs in assists (66), points (93), power play goals (14), power play assists (39), and power play points (53) with Hershey. **2009-10:** Led Hershey in power play assists, ranked third in assists, tied for third in power play goals (nine) and finished fourth in points (70) ... Established playoff career-highs in goals (seven), assists (20), points (27), and plus/minus rating (plus-seven) while helping Hershey win the Calder Cup. **2008-09:** Ranked second on Hershey in assists (52) and power play assists (24), third in points (73), and tied for fourth in power play goals (seven) ... Ranked second in the AHL in assists (16) and fifth in points (21) while helping Hershey win the Calder Cup. **2007-08:** Established a career-high in goals (28). **2006-07:** Ranked second on Hershey in assists (33), fourth in goals (25) and points (58), and tied for fourth in power play goals (seven). **2005-06:** Registered 36 points (eight goals, 28 assists) in 52 games with Hershey. **2004-05:** Tallied two points (one goal, one assist) in six games with Portland.

EUROPEAN CAREER: 2013-14: Split the season between Ak Bars Kazan of the Kontinental Hockey League (KHL) and EHC Biel of National League A (NLA) in Switzerland. **2010-11:** Split the season between Atlant Moscow of the KHL and HC Lugano of the NLA ... Recorded 14 goals and 19 assists for 33 points in 39 games with HC Lugano.

COLLEGE CAREER: 2004-05: Tied for second on Boston University in game-winning goals (three), tied for third in power play goals (five), tied for fourth in goals (10) and assists (13), and tied for fifth in points (23).

HIGH SCHOOL CAREER: 2003-04: Registered 90 points (37 goals, 53 assists) in 31 games with Cushing Academy. **2002-03:** Recorded 57 points (31 goals, 26 assists) in 30 games with Cushing Academy.

INTERNATIONAL CAREER: 2006: Registered seven goals and one assist to help Team USA win the gold medal at the 2006 IIHF World Junior Championship. **2005:** Tallied two points (one goal, one assist) in three games at the 2005 IIHF World Junior Championship.

CAREER TRANSACTIONS: June 27, 2004 – Selected by Washington in the second round, 33rd overall, of the 2004 NHL Entry Draft. **September 30, 2009** – Claimed off waivers by Pittsburgh. **December 5, 2009** – Claimed off waivers by Washington. **May 26, 2012** – Acquired by Boston in exchange for Zach Hamill. **July 2, 2014** – Signed by the Rangers as a free agent.

			REGULAR SEASON					PLAYOFFS				
SEASON	TEAM	LEAGUE	GP	G	A	PTS	PIM	GP	G	A	PTS	PIM
2002-03	Cushing Academy	USHS	28	31	26	57	49	-	-	-	-	-
2003-04	Cushing Academy	USHS	31	37	53	90	96	-	-	-	-	-
2004-05	Boston University	Hockey East	35	10	13	23	50	-	-	-	-	-
	Portland	AHL	6	1	1	2	2	-	-	-	-	-
	United States	WJC-A	3	1	1	2	0	-	-	-	-	-
2005-06	Hershey	AHL	52	8	28	36	40	1	0	0	0	0
	United States	WJC-A	7	7	1	8	12	-	-	-	-	-
2006-07	Hershey	AHL	76	25	33	58	49	19	2	6	8	18
2007-08	**Capitals**	**NHL**	**4**	**0**	**0**	**0**	**0**	-	-	-	-	-
	Hershey	AHL	73	28	35	63	56	5	1	3	4	8
2008-09	**Capitals**	**NHL**	**8**	**1**	**0**	**1**	**0**	-	-	-	-	-
	Hershey	AHL	69	21	52	73	57	22	5	16	21	30
2009-10	**Penguins**	**NHL**	**20**	**0**	**3**	**3**	**10**	-	-	-	-	-
	Capitals	**NHL**	**1**	**0**	**0**	**0**	**0**	-	-	-	-	-
	Hershey	AHL	49	22	48	70	26	21	7	20	27	10
2010-11	Atlant Moscow	KHL	8	1	0	1	0	-	-	-	-	-
	HC Lugano	NLA	39	14	19	33	24	2	1	4	5	0
2011-12	Hershey	AHL	73	27	66	93	42	5	1	3	4	0
2012-13	**Bruins**	**NHL**	**18**	**1**	**3**	**4**	**6**	-	-	-	-	-
	Providence	AHL	39	10	28	38	34	12	5	9	14	14
2013-14	Ak Bars Kazan	KHL	11	2	0	2	6					
	HC Biel	NLA	21	6	7	13	14	12	4	4	8	4
	NHL TOTALS		**51**	**2**	**6**	**8**	**18**	-	-	-	-	-

RYAN BOURQUE

LEFT WING



HEIGHT **5'9"** WEIGHT **170** SHOOTS **LEFT** BORN **JAN 3, 1991** BIRTHPLACE **BOXFORD, MA**

AHL CAREER: 2013-14: Established career-highs in games played (74), goals (21), assists (16), points (37), plus/minus rating (plus-16), shots on goal (158), power play goals (seven), and game-winning goals (three) ... Led Hartford in plus/minus rating, ranked second in goals and shots on goal, tied for second in power play goals, and ranked sixth in points ... Registered a career-high, five-game point streak from Jan. 4 vs. Worcester to Jan. 17 at Adirondack (four goals, one assist over the span) ... Established single-game career-highs with two assists, three points, and a plus-four rating, and recorded the game-winning goal on Mar. 8 vs. Albany ... Tallied his first career shootout goal, which was the game-deciding goal, on Apr. 5 vs. Providence. **2012-13:** Registered goals in consecutive games for the first time in his career on Oct. 26 vs. Hershey and Oct. 27 vs. Providence (two goals) ... Recorded the first game-winning goal of his professional career on Nov. 17 at Worcester ... Tallied a career-high, four-game point streak from Nov. 17 at Worcester to Nov. 25 at Springfield (two goals, two assists over the span.) **2011-12:** Made his professional debut on Oct. 8 at Adirondack ... Tallied his first professional point with a goal on Nov. 4 vs. St. John's ... Posted his first career multi-point effort with two goals on Feb. 17 vs. Springfield ... Recorded a goal and added an assist while making his professional playoff debut on Apr. 19 at Bridgeport.

JUNIOR CAREER: 2010-11: Established career-highs in games played (49), goals (26), assists (33), points (59), and power play goals (six) ... Ranked third on the team in goals and points ... Posted a career-high, 16 multi-point performances, and tied his career-high with a four-point effort (two goals, two assists) on Nov. 13 at Prince Edward Island ... Registered at least one point in 27 of his first 32 games to begin the season, recording 45 points (23 goals, 22 assists) during the stretch ... Tallied a career-high, 11-game point streak from Dec. 3 at Victoriaville to Jan. 26 vs. Rimouski, registering 14 points (10 goals, four assists) over the span ... Skated in eighteen playoff games tallying five goals and 11 assists for 16 points, along with eight penalty minutes. **2009-10:** Ranked seventh among all QMJHL rookies in goals (19), 10th in points (43), and tied for 11th in assists (24) ... Tied for fourth on Quebec in playoff scoring with 10 points (three goals, seven assists) in nine games.

USHL CAREER: 2008-09: Registered 54 points (21 goals, 33 assists) in 57 games with the United States U-18 National Development Team (USDP). **2007-08:** Ranked third among all USDP players in scoring with 43 points (19 goals, 24 assists) in 68 games.

PREP SCHOOL CAREER: 2006-07: Ranked second on Cushing Academy (MA) with 50 points.

INTERNATIONAL CAREER: 2011: Captured a Bronze Medal as a member of the United States U-20 team in the 2011 IIHF World Junior Championship ... Tallied three assists in six tournament contests. **2010:** Captured a gold medal with the United States U-20 team at the 2010 IIHF World Junior Championships. **2009:** Captured a gold medal with the United States U-18 team at the 2009 IIHF U-18 World Championship ... Tallied one goal and six assists in seven tournament contests. **2008:** Captured a silver medal with the United States at the U-17 World Hockey Championship, and a bronze medal at the 2008 IIHF Under-18 World Championship.

CAREER TRANSACTIONS: June 27, 2009 – Selected by the Rangers in the third round, 80th overall, of the 2009 NHL Entry Draft.

			REGULAR SEASON					PLAYOFFS				
SEASON	TEAM	LEAGUE	GP	G	A	PTS	PIM	GP	G	A	PTS	PIM
2006-07	Cushing Academy	NEPSAC	29	19	31	50	-	-	-	-	-	-
2007-08	U.S. Nat'l Team	NAHL	34	11	9	20	14	-	-	-	-	-
	U.S. Nat'l Team U-17	NAHL	7	4	3	7	10	-	-	-	-	-
	U.S. Nat'l Team U-18	NAHL	27	4	12	16	18	-	-	-	-	-
	United States	WJ18-A	7	2	3	5	4	-	-	-	-	-
2008-09	U.S. Nat'l Team	NAHL	14	7	9	16	10	-	-	-	-	-
	U.S. Nat'l Team U-18	NAHL	43	14	24	38	48	-	-	-	-	-
	United States	WJ18-A	7	1	6	7	12	-	-	-	-	-
2009-10	Quebec	QMJHL	44	19	24	43	20	9	3	7	10	6
	United States	WJC-A	7	0	3	3	8	-	-	-	-	-
2010-11	Quebec	QMJHL	49	26	33	59	22	18	5	11	16	8
	United States	WJC-A	6	0	3	3	4	-	-	-	-	-
2011-12	Connecticut	AHL	69	6	8	14	10	9	2	1	3	4
2012-13	Connecticut	AHL	53	8	7	15	11	-	-	-	-	-
2013-14	Hartford	AHL	74	21	16	37	22		-	-	-	-

CEDRICK DESJARDINS

GOALTENDER

HEIGHT **6'0"** WEIGHT **192** CATCHES **LEFT** BORN **SEP 30, 1985** BIRTHPLACE **EDMUNDSTON, NB**

NHL CAREER: 2013-14: Made 11 saves in relief on Feb. 6 vs. TOR. **2012-13:** Appeared in three games with Tampa Bay. **2010-11:** Posted a 2-0-0 record, along with a 1.00 GAA and a .968 SV% in two appearances with Tampa Bay ... Stopped 27 of 28 shots to record his first NHL win while making his NHL debut on Dec. 30 vs. MTL ... Made a single-game career-high, 34 saves on Jan. 1 vs. NYR.

AHL CAREER: 2013-14: Registered a 3-3-1 record, along with a 1.85 GAA, a .936 SV%, and 2 SO, in November ... Posted a 28-save shutout to record his 100th career AHL win on Nov. 30 at Adirondack ... Made his 200th career AHL appearance on Dec. 28 vs. Norfolk. **2012-13:** Split the season between Hamilton and Syracuse ... Posted an 8-5-1 record, along with a 2.12 GAA, a .918 SV%, and 3 SO in 14 games with Syracuse ... Registered a four-game winning streak in his first four contests with Syracuse from Feb. 18 at Albany to Feb. 26 at Rochester, recording a 1.00 GAA, a .963 SV%, and 2 SO over the span ... Established AHL playoff career-bests in appearances (18), wins (13), GAA (2.30), SV% (.908), and shutouts (three) while helping Syracuse reach the Calder Cup Finals ... Ranked second in the league in wins and shutouts, and fourth in GAA. **2011-12:** Established a career-high in SV% (.932) ... Led the AHL in SV% and ranked third in GAA (2.11). **2010-11:** Registered a 15-6-1 record with a 2.59 GAA, a .905 SV%, and 1 SO in 24 appearances with Norfolk. **2009-10:** Established AHL career-bests in wins (29), GAA (2.00), and shutouts (six) with Hamilton ... Led the AHL in GAA, ranked second in shutouts, fourth in wins, and tied for sixth in SV% (.919) ... Named AHL Goaltender of the Month for December after posting an 8-0-0 record, a 1.16 GAA, a .949 SV%, and 3 SO during the month ... Stopped all 21 shots he faced to record his first AHL playoff win and shutout in while making his AHL playoff debut on Apr. 15 vs. Manitoba. **2008-09:** Posted a 16-12-1 record with a 2.55 GAA, a .919 SV%, and four shutouts ... Tied for second among AHL rookies – and tied for seventh in the AHL – in shutouts. **2007-08:** Recorded his first career AHL win on Apr. 5 vs. Lake Erie. **2006-07:** Made his AHL debut on Feb. 19 at Syracuse.

ECHL CAREER: 2007-08: Established an ECHL career-high in shutouts (five) ... Established ECHL playoff career-bests in appearances (16), wins (11), GAA (1.84), and SV% (.939) while helping Cincinnati win the Kelly Cup ... Named Kelly Cup Playoffs MVP. **2006-07:** Named to the ECHL All-Rookie Team ... Established ECHL career-highs in appearances (44) and wins (24) ... Posted a 6-4 record in 10 playoff appearances with Cincinnati.

JUNIOR CAREER: 2005-06: Helped Rimouski win the Memorial Cup. **2004-05:** Posted career-bests in appearances (44), wins (30), GAA (2.95), and SV% (.909). **2003-04:** Appeared in 20 games with Rimouski. **2003-04:** Appeared in 23 games with Rimouski.

CAREER TRANSACTIONS: July 26, 2006 – Signed as an undrafted free agent by Montreal. **August 16, 2010** – Acquired by Tampa Bay in exchange for Karri Ramo. **July 8, 2011** – Signed as a free agent by Colorado. **July 1, 2012** – Signed by Montreal as a free agent. **February 14, 2013** – Acquired by Tampa Bay in exchange for Dustin Tokarski. **July 1, 2014** – Signed by the Rangers as a free agent.

			REGULAR SEASON							PLAYOFFS					
SEASON	**TEAM**	**LEAGUE**	**GP**	**W**	**L**	**OT**	**SO**	**SV%**	**GAA**	**GP**	**W**	**L**	**SO**	**SV%**	**GAA**
2002-03	Rimouski	QMJHL	23	1	19	0	0	.870	5.28	-	-	-	-	-	-
2003-04	Rimouski	QMJHL	20	8	11	0	0	.901	3.86	1	0	0	0	1.000	0.00
2004-05	Rimouski	QMJHL	44	30	7	4	2	.909	2.95	13	12	1	1	.927	2.66
	Rimouski	M-Cup	-	-	-	-	-	-	-	5	3	2	0	.914	3.70
2005-06	Rimouski	QMJHL	41	28	10	0	5	.906	2.95	23	14	9	1	.927	2.55
	Rimouski	M-Cup	-	-	-	-	-	-	-	4	3	1	0	.924	2.84
2006-07	Hamilton	AHL	3	0	2	0	0	.879	2.96	-	-	-	-	-	-
	Cincinnati	ECHL	44	24	19	1	4	.917	2.54	10	6	4	2	.913	2.82
2007-08	Hamilton	AHL	12	4	4	1	0	.909	3.04	-	-	-	-	-	-
	Cincinnati	ECHL	22	16	4	2	5	.934	1.91	16	11	4	1	.939	1.84
2008-09	Hamilton	AHL	30	16	12	0	4	.919	2.55	-	-	-	-	-	-
2009-10	Hamilton	AHL	47	29	9	4	6	.919	2.00	10	6	4	1	.902	2.62
2010-11	**Lightning**	**NHL**	**2**	**2**	**0**	**0**	**0**	**.968**	**1.00**	-	-	-	-	-	-
	Norfolk	AHL	24	15	6	1	1	.905	2.59	-	-	-	-	-	-
2011-12	Lake Erie	AHL	32	16	11	5	3	.932	2.11	-	-	-	-	-	-
2012-13	**Lightning**	**NHL**	**3**	**0**	**3**	**0**	**0**	**.890**	**3.00**	-	-	-	-	-	-
	Hamilton	AHL	22	7	13	2	2	.905	2.94	-	-	-	-	-	-
	Syracuse	AHL	14	8	5	1	3	.918	2.12	18	13	5	3	.908	2.30
2013-14	**Lightning**	**NHL**	**1**	**0**	**1**	**0**	**0**	**.846**	**6.67**	-	-	-	-	-	-
	Syracuse	AHL	35	9	18	4	2	.900	2.81	-	-	-	-	-	-
	NHL TOTALS		**6**	**2**	**4**	**0**	**0**	**.919**	**2.42**	-	-	-	-	-	-

RYAN HAGGERTY

RIGHT WING

HEIGHT **6'0"** WEIGHT **201** SHOOTS **RIGHT** BORN **MAR 4, 1993** BIRTHPLACE **STAMFORD, CT**

COLLEGE CAREER: 2013-14: Established career-highs in goals (28), assists (15), points (43), plus/minus rating (plus-seven), power play goals (10), and game-winning goals (six) ... Ranked fourth in the nation in goals and tied for fifth in the nation in power play goals ... Led Rensselaer in goals, points, power play goals, and game-winning goals, ranked fourth in plus/minus rating and finished fifth in assists ... Recorded a point in 28 of 37 games ... Tallied eight multi-goal games, including three in the first four games of the season ... Registered a career-high, four-game goal streak from Oct. 18 at Boston University to Oct. 29 vs. Harvard (six goals over the span) ... Tallied his first career hat trick on Oct. 19 vs. Sacred Heart ... Recorded a point in eight straight games in which he played in from Jan. 11 at Quinnipiac to Feb. 15 at Cornell ... Skated in his 100th career collegiate game on Feb. 21 vs. St. Lawrence. **2012-13:** Established a career-high in games played (36) ... Tied for the team lead in goals (12), ranked third in power play goals (four), finished fourth on the team in points (26), and ranked fifth in assists (14) ... Tallied a four-game point streak on two occasions – from Oct. 12 vs. Ferris State to Oct. 20 at Minnesota State (two goals, two assists over the span), and from Feb. 8 at St. Lawrence to Feb. 16 vs. Yale (two goals, four assists) ... Registered three points (one goal, two assists) on Feb. 9 at Clarkson. **2011-12:** Ranked second on the team in power play goals (five), tied for second on the team in goals (seven), ranked fourth on the team in points (15), and tied for fifth on the team in assists (seven) ... Led all freshmen on the team in goals, points, and power play goals and ranked second among freshmen in assists ... Made his collegiate debut on Oct. 7 vs. Minnesota State ... Recorded his first career collegiate point with an assist on Oct. 8 vs. Minnesota State ... Tallied his first career collegiate goal on Nov. 4 at Clarkson.

USHL CAREER: 2010-11: Split the season between the U.S. National U18 Team and the U.S National Development Team ... Registered 11 goals and 18 assists for 29 points in 54 games with the U18 Team ... Tallied seven goals and eight assists for 15 points with the Development Team. **2009-10:** Recorded 10 goals and nine assists for 19 points in 52 games with the U.S. National U17 Team ... Recorded five goals and six assists for 11 points with the Development Team.

INTERNATIONAL CAREER: 2011: Tallied two goals and posted a plus-three rating in six games while helping Team USA capture a gold medal at the 2011 IIHF U-18 World Junior Championship in Germany ... Tied for fourth on the team in goals.

CAREER TRANSACTIONS: March 12, 2014 – Signed by the Rangers as an undrafted free agent

			REGULAR SEASON					PLAYOFFS				
SEASON	TEAM	LEAGUE	GP	G	A	PTS	PIM	GP	G	A	PTS	PIM
2009-10	U.S. NTDP Juniors	USHL	37	5	6	11	38	-	-	-	-	-
	U.S. Nat'l Team U-17	USHL	52	10	9	19	44	-	-	-	-	-
	U.S. Nat'l Team U-18	USHL	2	0	0	0	0	-	-	-	-	-
2010-11	U.S. NTDP Juniors	USHL	23	7	8	15	9	-	-	-	-	-
	U.S. Nat'l Team U-18	USHL	54	11	18	29	22	-	-	-	-	-
	United States	WJ18-A	6	2	0	2	0	-	-	-	-	-
2011-12	R.P.I.	NCAA	35	7	8	15	30	-	-	-	-	-
2012-13	R.P.I.	NCAA	36	12	14	26	30	-	-	-	-	-
2013-14	R.P.I.	NCAA	35	28	15	43	42	-	-	-	-	-



KEVIN HAYES

RIGHT WING

HEIGHT **6'5"** WEIGHT **225** SHOOTS **LEFT** BORN **MAY 8, 1992** BIRTHPLACE **DORCHESTER, MA**

COLLEGE CAREER: 2013-14: Named a finalist for the Hobey Baker Award as the top player in collegiate hockey ... Named to the NCAA East First All-American Team and Hockey East's First All-Star Team ... Established collegiate career-highs in goals (27), assists (38), points (65), plus/minus rating (plus-34), power play goals (six), and game-winning goals (six) ... Ranked second in the nation in points, third in plus/minus rating, fourth in assists, and fifth in goals ... Finished second on Boston College in goals, points, game-winning goals, and shots on goal (140), tied for second in power play goals, and ranked third in assists and plus/minus rating ... Tallied a career-high, 12-game point streak from November 29 vs. Holy Cross to January 25 at Penn State (13 goals, 14 assists over the span) ... Registered his first career hat trick and recorded a single-game career-high with five points on Jan. 18 vs. Maine ... Finished the season with five consecutive multi-point games, including a four-point effort (two goals, two assists) in the Northeast Regional Semifinal vs. Denver on Mar. 29. **2012-13:** Tied for third on Boston College in assists (19), tied for fourth in power play goals (four), and tied for fifth in points (25) ... Tallied seven multi-point games, including three multi-point performances ... Recorded a single-game career-high, three assists on two occasions – Dec. 1 vs. Boston University and Jan. 19 at Northeastern. **2011-12:** Established a career-high in games played (44) ... Tied for fifth on Boston College in assists (21), power play goals (three), and game-winning goals (three) while helping the Eagles win the National Championship ... Tallied a nine-game point streak from Oct. 14 vs. Denver to Nov. 11 vs. Northeastern, including a six-game assist streak from Oct. 14 vs. Denver to Oct. 29 vs. UMass-Lowell ... Registered an assist in the National Championship Game on Apr. 7 vs. Ferris State. **2010-11:** Led freshmen on the team in power play goals (two), tied for first among team freshmen in assists (10), and ranked second in goals (four) and points (14) ... Made his collegiate debut on Oct. 9 at Northeastern ... Tallied his first career collegiate goal and assist as part of a two-point effort on Oct. 15 at Denver.

USHL CAREER: 2009-10: Registered two goals in two games with the United States U-18 National Development Team (USDP).

HIGH SCHOOL CAREER: 2009-10: Tallied 69 points (25 goals, 44 assists) in 29 games with Noble & Greenough School. **2008-09:** Registered 55 points (28 goals, 27 assists) in 23 games with Noble & Greenough School. **2007-08:** Recorded 13 points (eight goals, five assists) in 29 games with Noble & Greenough School.

INTERNATIONAL CAREER: 2014: Registered two points (one goal, one assist) in eight games while representing Team USA at the 2014 IIHF World Championship.

CAREER TRANSACTIONS: June 25, 2010 – Selected by Chicago in the first round, 24th overall, of the 2010 NHL Entry Draft. **August 20, 2014 –** Signed by the Rangers as a free agent.

			REGULAR SEASON					PLAYOFFS				
SEASON	TEAM	LEAGUE	GP	G	A	PTS	PIM	GP	G	A	PTS	PIM
2007-08	Noble & Greenough School	HS-MA	29	8	5	13	2	-	-	-	-	-
2008-09	Noble & Greenough School	HS-MA	23	28	27	55	15	-	-	-	-	-
2009-10	Cape Cod	MINOR-MA	25	21	30	51	-	-	-	-	-	-
	Noble & Greenough School	HS-MA	29	25	44	69	8	-	-	-	-	-
	U.S. Nat'l Team U-18	USDP	2	2	0	2	0	-	-	-	-	-
2010-11	Boston College	NCAA	31	4	10	14	8	-	-	-	-	-
2011-12	Boston College	NCAA	44	7	21	28	10	-	-	-	-	-
2012-13	Boston College	NCAA	27	6	19	25	14	-	-	-	-	-
2013-14	Boston College	NCAA	40	27	38	65	16	-	-	-	-	-
	United States	WC-A	8	1	1	2	0	-	-	-	-	-

MAREK HRIVIK

LEFT WING



HEIGHT **6'2"** WEIGHT **200** SHOOTS **LEFT** BORN **AUG 28, 1991** BIRTHPLACE **ZILINA, SLOVAKIA**

AHL CAREER: 2013-14: Established AHL career-highs in games played (74), goals (13), points (27), plus/minus rating (plus-two), and shots on goal (119) ... Tied for sixth on Hartford in goals ... Tied a career-high with a five-game point streak from Oct. 12 at Adirondack to Oct. 25 at Albany (one goal, four assists over the span), and tied a career-high with a three-game assist streak from Oct. 19 at Portland to Oct. 25 at Albany (three assists) ... Registered the game-winning goal in consecutive games on Feb. 8 at Norfolk and Feb. 14 at Springfield. **2012-13:** Tied for seventh on the team in assists (19) ... Led all Connecticut rookies in assists and tied for fifth among Connecticut rookies in goals (seven) ... Recorded the first regular season assist of his career on Oct. 24 at Albany ... Tallied a career-high, five-game point streak from Nov. 23 at Bridgeport to Dec. 1 vs. Syracuse (two goals, five assists over the span) ... Established a career-high with three assists in a game on Nov. 24 vs. Norfolk ... Tallied his first professional regular season power play goal on Dec. 1 vs. Syracuse. **2011-12:** Made his professional debut on Mar. 31 vs. Adirondack ... Notched his first professional point with a goal on Apr. 11 at Portland ... Led Connecticut in playoff goals (five) and tied for the team lead in points (nine) ... Registered a playoff career-high, six-game point streak from Apr. 21 at Bridgeport to May 7 vs. Norfolk (five goals, three assists), including a three-game goal streak and a three-game assist streak ... Made his professional playoff debut on Apr. 19 at Bridgeport ... Notched his first career AHL playoff point with a goal on Apr. 21 at Bridgeport ... Tallied four goals in back-to-back games on Apr. 21 at Bridgeport and Apr. 22 vs. Bridgeport.

JUNIOR CAREER: 2011-12: Tied career-highs in assists (41) and power play goals (11) ... Ranked third on the team in goals (29), assists, points (70), and power play goals, and tied for second in plus/minus rating (plus-13) ... Tied for second on the team in playoff points (three) and assists (two.) **2010-11:** Established career-highs in goals (38), assists (41), points (79), power play goals (11), and penalty minutes (18) ... Led Moncton and tied for seventh in the league in goals, ranked second on the team in assists and power play goals, and ranked second on the club and tied for fifteenth in the league in points ... Recorded a career-high 12-game point streak from Jan. 15 vs. Chicoutimi to Feb. 17 vs. Victoriaville (six goals, 10 assists) ... Tallied 11 points (eight goals, three assists) over a four-game span from Feb. 20 vs. Val-d'Or to Feb. 27 at Montreal ... Registered a career-high 24 multi-point performances, including hat tricks on Nov. 28 at Shawinigan (three goals, one assist) and Dec. 14 vs. Cape Breton (three goals, one assist) ... Led the team in postseason assists (six) and points (six). **2009-10:** Established career-highs in games played (66) and plus/minus rating (plus-24) ... Ranked second on the team in goals (26), fourth in points (55), and tied for fourth in plus/minus rating (plus-24) ... Registered five goals and twelve assists for 17 points in 21 playoff games to help the Wildcats capture the President's Cup for the QMJHL Championship ... Tallied one assist in three contests at the 2010 Memorial Cup.

INTERNATIONAL CAREER: 2011: Skated with Slovakia at the 2011 IIHF World Junior Championship ... Ranked second on the team with two goals in six tournament games ... Tied for first in game-winning goals (one) and ranked second in power play goals (one). **2009:** Made international debut with Slovakia at the 2009 IIHF World U-18 Championship ... Tied for the team lead in goals (two) and points (five), and tied for second in assists (three) ... Notched one goal in seven games with Slovakia at the 2009 IIHF World Junior Championship.

CAREER TRANSACTIONS: May 30, 2012 – Signed by the Rangers as an undrafted free agent.

			REGULAR SEASON					PLAYOFFS				
SEASON	TEAM	LEAGUE	GP	G	A	PTS	PIM	GP	G	A	PTS	PIM
2007-08	MsHK Zilina Jr.	SLOVAK-JR.	47	17	17	34	24	-	-	-	-	-
2008-09	Slovakia	WJC-A	7	1	0	1	2	-	-	-	-	-
2009-10	Moncton	QMJHL	66	26	29	55	14	21	5	12	17	8
2010-11	Moncton	QMJHL	59	38	41	79	18	4	0	6	6	11
	Slovakia	WJC-A	6	2	0	2	2	-	-	-	-	-
2011-12	Moncton	QMJHL	54	29	41	70	8	4	1	2	3	0
	Connecticut	AHL	8	1	0	1	0	9	5	4	9	10
2012-13	Connecticut	AHL	40	7	19	26	10	-	-	-	-	-
2013-14	Hartford	AHL	74	13	14	27	22	-	-	-	-	-
	Slovakia	WC-A	6	0	0	0	0	-	-	-	-	-



TOMMY HUGHES

DEFENSEMAN

HEIGHT **6'2"** WEIGHT **225** SHOOTS **RIGHT** BORN **APR 7, 1992** BIRTHPLACE **LONDON, ON**

AHL CAREER: 2013-14: Made his AHL debut on Oct. 5 vs. Norfolk ... Registered his first career AHL goal and assist as part of a two-point effort on Oct. 12 at Adirondack ... Recorded an assist, posted a plus-one rating, and tied for the game-high with four shots on goal on Dec. 13 vs. Adirondack.

JUNIOR CAREER: 2012-13: Established career highs in games played (67), assists (15), points (16), and penalty minutes (66) ... Tied for third among London defensemen in plus-minus rating (plus-17) ... Registered the first multi-point game of his OHL career on Sept. 23 at Guelph (one goal, one assist) ... Tallied a career-high two assists on two occasions – Feb. 22 vs. Sault Ste. Marie and Mar. 3 vs. Kitchener ... Established an OHL playoff career-high in games played (20) and tied a playoff career-high in goals (one) ... Tallied his second career playoff goal on May 11 at Barrie. **2011-12:** Established career-highs in goals (two) and plus/minus rating (plus-30) ... Ranked second on the team in plus/minus rating ... Registered the first goal of his OHL career on Jan. 13 vs. Kingston ... Recorded two assists in a three-game span from Oct. 30 vs. Sarnia to Nov. 5 at Erie ... Established playoff career-highs in goals (one), assists (three), points (four), plus/minus rating (plus-nine) and penalty minutes (20) ... Registered his first career playoff point with an assist On Apr. 13 vs. Saginaw ... Recorded his first career playoff goal on Apr. 14 at Saginaw. **2010-11:** Ranked second on London and led defensemen on the team in plus/minus rating (plus-nine) ... Registered his first career OHL point with an assist on Dec. 9 vs. Guelph ... Made his OHL playoff debut on Mar. 25 at Owen Sound. **2009-10:** Posted a plus-one rating while making his OHL debut on Jan. 21 vs. Kitchener.

CAREER TRANSACTIONS: April 1, 2013 – Signed by the Rangers as an undrafted free agent.

			REGULAR SEASON					PLAYOFFS				
SEASON	TEAM	LEAGUE	GP	G	A	PTS	PIM	GP	G	A	PTS	PIM
2009-10	London	OHL	7	0	0	0	0	-	-	-	-	-
2010-11	London	GOJHL	24	2	11	13	54	-	-	-	-	-
	London	OHL	39	0	6	6	39	6	0	0	0	12
2011-12	London	OHL	56	2	8	10	64	19	1	3	4	20
2012-13	London	OHL	67	1	15	16	66	20	1	1	2	19
2013-14	Hartford	AHL	72	2	7	9	34	-	-	-	-	-

MATT HUNWICK

DEFENSEMAN

HEIGHT **5'11"** WEIGHT **190** SHOOTS **LEFT** BORN **MAY 21, 1985** BIRTHPLACE **WARREN, MI**

NHL CAREER: 2013-14: Skated in one game with Colorado. **2012-13:** Established a career-high in average ice time (21:31) ... Ranked second on Colorado in average ice time. **2011-12:** Registered three goals and three assists in 33 games with Colorado. **2010-11:** Split the season between Boston and Colorado. **2009-10:** Established a career-high in games played (76), and tied a career-high in goals (six) ... Established playoff career-highs in games played (13), assists (six), and points (six). **2008-09:** Established career-highs in goals (six), assists (21), points (27), plus/minus rating (plus-15), power play assists (eight), and power play points (eight) ... Registered his first career NHL goal on Nov. 17 at TOR. **2007-08:** Made his NHL debut on Nov. 10 vs. BUF ... Recorded his first career NHL point with an assist on Dec. 8 at TOR.

AHL CAREER: 2013-14: Established AHL career-highs in goals (10), points (31), and shots on goal (93), and tied a career-high in assists (21). **2008-09:** Tallied an assist in all three regular season games he played with Providence. **2007-08:** Established AHL career-highs in games played (55), assists (21), and plus/minus rating (plus-16).

COLLEGE CAREER: 2006-07: Established collegiate career-highs in assists (21) and plus/minus rating (plus-24), and tied a career-high in games played (41). **2005-06:** Established career-highs in goals (11), points (30), and power play goals (six), and tied a career-high in games played (41) ... Named to the CCHA Second All-Star Team. **2004-05:** Named to the CCHA Second All-Star Team. **2003-04:** Named to the CCHA All-Rookie Team.

USHL CAREER: 2002-03: Registered six goals and 16 assists in 40 games with the United States National U18 Team in the U.S. Development Program ... Recorded two goals and two assists in eight games with the United States National U18 Team in the North American Hockey League (NAHL). **2001-02:** Tallied two goals and one assist in 29 games with United States National U18 Team ... Recorded three goals and four assists in 14 games with the United States National U17 Team.

INTERNATIONAL CAREER: 2013: Tallied two goals and two assists, along with a plus-nine rating in 10 games to help Team USA capture the bronze medal at the 2013 IIHF World Championship. **2005:** Registered four assists in seven games at the 2005 IIHF World Junior Championship. **2004:** Skated in six games while helping Team USA capture a gold medal at the 2004 IIHF World Junior Championship. **2003:** Recorded three assists in six games at the 2003 IIHF World U18 Junior Championship.

CAREER TRANSACTIONS: June 27, 2004 – Selected by Boston in the seventh round, 224th overall, of the 2004 NHL Entry Draft. **November 29, 2010** – Acquired by Colorado in exchange for Colby Cohen. **July 1, 2014** – Signed by the Rangers as a free agent.

			REGULAR SEASON					PLAYOFFS				
SEASON	TEAM	LEAGUE	GP	G	A	PTS	PIM	GP	G	A	PTS	PIM
2001-02	U.S. Nat'l U17 Team	USDP	14	3	4	7	6	-	-	-	-	-
	U.S. Nat'l U18 Team	NAHL	29	2	1	3	30	-	-	-	-	-
2002-03	U.S. Nat'l U18 Team	NAHL	40	6	16	22	40	-	-	-	-	-
	U.S. Nat'l U18 Team	USDP	8	2	2	4	23	-	-	-	-	-
	United States	WJ18-A	6	0	3	3	6	-	-	-	-	-
2003-04	Univ. of Michigan	NCAA	41	1	14	15	62	-	-	-	-	-
	United States	WJC-A	6	0	0	0	0	-	-	-	-	-
2004-05	Univ. of Michigan	NCAA	40	6	19	25	60	-	-	-	-	-
	United States	WJC-A	7	0	4	4	0	-	-	-	-	-
2005-06	Univ. of Michigan	NCAA	41	11	19	30	70	-	-	-	-	-
2006-07	Univ. of Michigan	NCAA	41	6	21	27	64	-	-	-	-	-
2007-08	**Bruins**	**NHL**	**13**	**0**	**1**	**1**	**4**	-	-	-	-	-
	Providence	AHL	55	2	21	23	49	10	0	5	5	8
2008-09	**Bruins**	**NHL**	**53**	**6**	**21**	**27**	**31**	**1**	**0**	**0**	**0**	**0**
	Providence	AHL	3	0	3	3	0	-	-	-	-	-
2009-10	**Bruins**	**NHL**	**76**	**6**	**8**	**14**	**32**	**13**	**0**	**6**	**6**	**2**
2010-11	**Bruins**	**NHL**	**22**	**1**	**2**	**3**	**9**	-	-	-	-	-
	Avalanche	**NHL**	**51**	**0**	**10**	**10**	**16**	-	-	-	-	-
2011-12	**Avalanche**	**NHL**	**33**	**3**	**3**	**6**	**8**	-	-	-	-	-
2012-13	**Avalanche**	**NHL**	**43**	**0**	**6**	**6**	**16**	-	-	-	-	-
	United States	WC-A	10	2	2	4	2	-	-	-	-	-
2013-14	**Avalanche**	**NHL**	**1**	**0**	**0**	**0**	**0**	-	-	-	-	-
	Lake Erie	AHL	52	10	21	31	33	-	-	-	-	-
	NHL TOTALS		**292**	**16**	**51**	**67**	**116**	**14**	**0**	**6**	**6**	**2**



STEVEN KAMPFER

DEFENSEMAN

HEIGHT **5'11"** WEIGHT **192** SHOOTS **RIGHT** BORN **SEP 24, 1988** BIRTHPLACE **ANN ARBOR, MI**

NHL CAREER: 2011-12: Split the season between Boston and Minnesota ... Made his Minnesota debut on Mar. 4 vs. COL ... Recorded his first point as a member of the Wild with a goal on Mar. 8 at PHX ... **2010-11:** Made his NHL debut on Dec. 9 vs. NYI ... Tallied his first career NHL point with an assist on Dec. 15 at BUF ... Registered his first career NHL goal and posted a plus-two rating on Dec. 28 at TBL ... Posted the first multi-point game of his career with two points (one goal, one assist), and tallied the first game-winning goal of his career on Jan. 13 vs. PHI.

AHL CAREER: 2013-14: Established career-highs in games played (69), goals (six), assists (20), points (26), and shots on goal (145) ... Ranked second among Iowa defensemen in goals and finished third among defensemen on the team in assists and points ... Tied a career-high with a three-game point streak from Dec. 20 vs. Hamilton to Dec. 26 vs. Rockford (two goals, two assists over the span). **2012-13:** Ranked second among Houston defensemen in assists (17) and points (21) and tied for third among defensemen on the team in goals (four) ... Registered one goal and one assist in five playoff games ... Recorded his first career playoff point with an assist and posted a plus-two rating on Apr. 26 vs. Grand Rapids ... Tallied his first career playoff goal on May 3 at Grand Rapids. **2011-12:** Registered one goal and three assists for four points in 12 games with Providence ... Skated in four playoff games with Houston. **2010-11:** Established an AHL career-high, and tied for the team lead, with a plus-10 rating. **2009-10:** Made his AHL debut on Apr. 2 vs. Worcester ... Tallied his first career AHL goal and assist as part of a two-point effort on Apr. 9 vs. Springfield.

COLLEGE CAREER: 2009-10: Established collegiate career-highs in games played (45), goals (three), assists (23), points (26), and power play goals (two) while helping Michigan win the CCHA ... Ranked third on the team in assists and plus/minus rating (plus-18), led all Michigan defensemen in points, and tied for second among defensemen on the team in power play goals ... Recorded a career-high, four-game assist/point streak over the final four games of his collegiate career from Mar. 19 vs. Miami to Mar. 28 vs. Miami (seven assists over the span). **2008-09:** Ranked third among defensemen on the team in assists (12). **2007-08:** Established a career-high in plus/minus rating (plus-27) ... Tied for fourth on the team – and tied for fifth in the NCAA – in plus/minus rating while helping Michigan win the CCHA. **2006-07:** Tallied his first career collegiate point with a goal in his collegiate debut on Oct. 13 vs. Alabama-Huntsville ... Recorded his first collegiate assist on Oct. 19 vs. Miami.

USHL CAREER: 2005-06: Established a USHL career-high in games played (56) and tied a career-high in goals (six). **2004-05:** Established career-highs in goals (six), assists (13), and points (19) ... Tallied two goals and five assists in 13 playoff games.

CAREER TRANSACTIONS: June 23, 2007 – Selected by Anaheim in the fourth round, 93rd overall, of the 2007 NHL Entry Draft. **March 2, 2010** – Acquired by Boston in exchange for a conditional fourth round pick (later traded) in the 2010 NHL Entry Draft. **February 27, 2012** – Acquired by Minnesota in exchange for Greg Zanon. **July 1, 2014** – Signed by the Rangers as a free agent.

			REGULAR SEASON					PLAYOFFS				
SEASON	TEAM	LEAGUE	GP	G	A	PTS	PIM	GP	G	A	PTS	PIM
2004-05	Sioux City	USHL	47	6	13	19	91	13	2	5	7	12
2005-06	Sioux City	USHL	56	6	10	16	99	-	-	-	-	-
2006-07	Univ. of Michigan	NCAA	35	1	3	4	24	-	-	-	-	-
2007-08	Univ. of Michigan	NCAA	42	2	15	17	36	-	-	-	-	-
2008-09	Univ. of Michigan	NCAA	25	1	12	13	24	-	-	-	-	-
2009-10	Univ. of Michigan	NCAA	45	3	23	26	50	-	-	-	-	-
	Providence	AHL	6	1	2	3	4	-	-	-	-	-
2010-11	**Bruins**	**NHL**	**38**	**5**	**5**	**10**	**12**	-	-	-	-	-
	Providence	AHL	22	3	13	16	12	-	-	-	-	-
2011-12	**Bruins**	**NHL**	**10**	**0**	**2**	**2**	**4**	-	-	-	-	-
	Wild	**NHL**	**13**	**2**	**1**	**3**	**2**	-	-	-	-	-
	Providence	AHL	12	1	3	4	8	-	-	-	-	-
	Houston	AHL	-	-	-	-	-	4	0	0	0	2
2012-13	Houston	AHL	55	4	17	21	28	5	1	1	2	9
2013-14	Iowa	AHL	69	6	20	26	48	-	-	-	-	-
	NHL TOTALS		**61**	**7**	**8**	**15**	**18**	-	-	-	-	-

MICHAEL KANTOR

RIGHT WING



HEIGHT **6'1"** WEIGHT **196** SHOOTS **RIGHT** BORN **FEB 2, 1992** BIRTHPLACE **NEW YORK, NY**

AHL CAREER: 2013-14: Ranked third on Hartford with 113 penalty minutes in 27 games ... Made his AHL debut on Oct. 5 vs. Norfolk.

ECHL CAREER: 2013-14: Tallied three assists in three games with Greenville ... Recorded his first career ECHL point as part of a two-point effort while making his ECHL debut on Oct. 30 at Reading.

JUNIOR CAREER: 2012-13: Established OHL career-highs in goals (20) and points (33) ... Ranked third on the team in penalty minutes (93), tied for third on the team in power play goals (six), and ranked fourth on the team in goals ... Registered six points (three goals, three assists) in a five-game span from Jan. 18 vs. Barrie to Jan. 27 vs. Windsor ... Tallied a season-high three points (two goals, one assist) on Nov. 3 vs. Ottawa ... Established playoff career-highs in games played (nine), goals (two), assists (two), points (four), and penalty minutes (12) ... Tied for second on the team in power play goals (one), tied for third on the team in penalty minutes, ranked fourth on the team in goals, and tied for fifth on the team in points in the playoffs ... Recorded the first playoff point of his junior career with a goal on Mar. 24 at Brampton ... Tallied the first playoff assist of his junior career on Mar. 26 vs. Brampton. **2011-12:** Split the season between Sault Ste. Marie and Sudbury ... Established career-highs in games played (60), assists (21), and penalty minutes (136) ... Posted seven multi-point efforts ... Registered nine points (three goals, six assists) in a nine-game span from Feb. 3 vs. Sault Ste. Marie to Feb. 24 at Saginaw. **2010-11:** Split the season between Saginaw and Sault Ste. Marie ... Registered his first career OHL hat trick on Nov. 5 at Sarnia ... Tallied seven points (three goals, four assists) in a seven-game span from Jan. 20 at London to Feb. 3 at Niagara. 2009-10: Ranked third among rookies on the team in assists (eight) and tied for third among rookies on the team in points (12) ... Made his OHL debut on Jan. 7 at Windsor ... Tallied his first career point with an assist on Jan. 8 vs. Guelph ... Recorded his first career goal as part of a two-point effort on Jan. 9 vs. Owen Sound ... Made his OHL playoff debut on Mar. 19 at Kitchener.

CAREER TRANSACTIONS: April 18, 2013 – Signed by the Rangers as an undrafted free agent

			REGULAR SEASON					PLAYOFFS				
SEASON	TEAM	LEAGUE	GP	G	A	PTS	PIM	GP	G	A	PTS	PIM
2009-10	Saginaw	OHL	29	4	8	12	71	6	0	0	0	10
2010-11	Saginaw	OHL	35	8	5	13	85	-	-	-	-	-
	Sault Ste. Marie	OHL	17	3	4	7	35	-	-	-	-	-
2011-12	Sault Ste. Marie	OHL	34	2	8	10	76	-	-	-	-	-
	Sudbury	OHL	26	6	13	19	60	-	-	-	-	-
2012-13	Sudbury	OHL	56	20	13	33	93	9	2	2	4	12
2013-14	Hartford	AHL	27	0	0	0	113	-	-	-	-	-
	Greenville	ECHL	3	0	3	3	12	-	-	-	-	-

DANNY KRISTO

RIGHT WING

HEIGHT **6'0"** WEIGHT **195** SHOOTS **RIGHT** BORN **JUN 18, 1990** BIRTHPLACE **EDINA, MN**

AHL CAREER: 2013-14: Led Hartford – and tied for seventh among AHL rookies – in goals (25), tied for second on the team in power play goals (seven), ranked third in points (43) and game-winning goals (five), and finished fifth in shots on goal (146) ... Tallied his first career AHL goal in Hartford's season opener on Oct. 5 vs. Norfolk ... Registered a point in eight of the first 10 games of the season (seven goals, five assists over the span), and tallied the first of two three-game goal streaks during the year from Oct. 18 vs. Manchester to Oct. 23 vs. Portland ... Posted the first multi-goal effort of his career on Jan. 29 vs. Adirondack. **2012-13:** Recorded first AHL assist/point in his AHL debut on Apr. 5 at San Antonio ... Tallied points in consecutive games during a home-and-home series with Lake Erie on Apr. 12 and Apr. 13 (two assists).

COLLEGE CAREER: 2012-13: Established career-highs in goals (26), points (52), shorthanded goals (two), and game-winning goals (six), and tied a career-high in assists (26) ... Tied for second in the NCAA and led North Dakota in goals and points ... Led the team in game-winning goals and power play goals (six), and tied for the team lead in shorthanded goals ... Tallied an eight-game point streak from Jan. 26 vs. St. Cloud State to Mar. 1 vs. Bemjidi State (six goals, seven assists over the span) ... Tallied a seven-game goal streak from Dec. 8 vs. Denver to Jan. 12 vs. Colorado College (eight goals over the span.) **2011-12:** Established career-highs in games played (42) and penalty minutes (33) ... Led the team in assists (26) and ranked second on the team in goals (19) and points (45). **2010-11:** Registered an eight-game point streak from Dec. 4 vs. St. Cloud State to Jan. 15 vs. Minnesota (two goals, ten assists over the span.) **2009-10:** Established a career-high in power play goals (nine) ... Ranked third on North Dakota and led all freshmen in goals (15), assists (21), and points (36) ... Tallied his first collegiate point with an assist in his WCHA debut on Oct. 9 vs. Merrimack ... Registered his first WCHA goal on Nov. 6 at Michigan Tech.

USHL CAREER: 2008-09: Led Omaha in assists (35) and power play assists (18), tied for second on the team in points (57) and ranked fourth on the team in goals (22).

N**AHL CAREER: 2007-08:** Tallied 22 goals and 18 assists in 59 games with the U.S. National U18 Team ... Recorded two points (one goal, one assist) in two games with the U.S. National U17 Team. **2006-07:** Registered 27 points (12 goals, 15 assists) in 53 games with the U.S. National U17 Team.

INTERNATIONAL CAREER: 2013: Captured a bronze medal with Team USA at the 2013 IIHF World Championship in Stockholm, Sweden and Helsinki, Finland ... Registered one goal and two assists in ten games. **2010:** Captured a gold medal with Team USA at the 2010 World Junior Championship ... Ranked third on the team and ninth among tournament skaters in goals (five). **2009:** Registered one goal in six games at the 2009 World Junior Championship. **2008:** Captured a bronze medal at the 2008 IIHF U-18 World Junior Championship ... Tied for second on the team in goals (three) and tied for fourth in points (six).

CAREER TRANSACTIONS: June 21, 2008 – Selected by Montreal in the second round, 56th overall, of the 2008 NHL Entry Draft. **July 2, 2013** – Acquired by the Rangers in exchange for forward Christian Thomas.

			REGULAR SEASON					PLAYOFFS				
SEASON	TEAM	LEAGUE	GP	G	A	PTS	PIM	GP	G	A	PTS	PIM
2006-07	U.S. National U17	USDP	-	-	-	-	-	-	-	-	-	-
	U.S. National U18	NAHL	39	8	10	18	34	6	0	1	1	2
2007-08	U.S. National U17	USDP	2	1	1	2	2	-	-	-	-	-
	U.S. National U18	NAHL	14	4	4	8	6	-	-	-	-	-
	U.S. National U18	USDP	41	17	13	30	43	-	-	-	-	-
	United States U18	WJC-18	7	3	3	6	2	-	-	-	-	-
2008-09	Omaha	USHL	50	22	35	57	18	3	3	0	3	2
	United States U20	WJC-20	6	1	0	1	0	-	-	-	-	-
2009-10	North Dakota	NCAA	41	15	21	36	8	-	-	-	-	-
	United States U20	WJC-20	7	5	3	8	0	-	-	-	-	-
2010-11	North Dakota	NCAA	34	8	20	28	18	-	-	-	-	-
2011-12	North Dakota	NCAA	42	19	26	45	33	-	-	-	-	-
2012-13	North Dakota	NCAA	40	26	26	52	24	-	-	-	-	-
	Hamilton	AHL	9	0	3	3	2	-	-	-	-	-
	United States	WC-A	10	1	2	3	2	-	-	-	-	-
2013-14	Hartford	AHL	65	25	18	43	18	-	-	-	-	-

OSCAR LINDBERG

CENTER

HEIGHT **6'0"** WEIGHT **195** SHOOTS **LEFT** BORN **OCT 29, 1991** BIRTHPLACE **SKELLEFTEÅ, SWEDEN**

AHL CAREER: 2013-14: Tied for fourth in the AHL in game-winning goals (six) ... Led Hartford in shots on goal (183), tied for the team lead in game-winning goals and shorthanded goals (two), ranked second in points (44) and power play assists (12), tied for second in games played (75), ranked third in goals (18), fourth in assists (26), and tied for fifth in power play goals (four) ... Made his AHL debut on Oct. 5 vs. Norfolk ... Registered his first career AHL point with an assist on Oct. 6 vs. Albany ... Tallied his first career AHL goal as part of a two-point effort on Oct. 26 at Hershey ... Recorded his first career game-winning goal on Oct. 30 vs. Bridgeport ... Registered a point in 19 of 28 games from Dec. 26 at Bridgeport to Mar. 2 at Portland (nine goals, 16 assists over the span) ... Recorded a five-game point streak from Jan. 24 vs. Springfield to Jan. 31 vs. Providence (five goals, four assists over the span).

EUROPEAN CAREER: 2012-13: Established SHL career-highs in games played (55), goals (17), assists (25), points (42), penalty minutes (54) and plus/minus rating (plus-one) ... Ranked second on Skelleftea in assists ... Finished third on the team and eighth in the league in points ... Ranked fourth on the team in goals ... Established SHL playoff career-highs in goals (four), assists (eight), points (12), penalty minutes (16) and plus/minus rating (plus-13) while leading Skelleftea to the SHL Championship ... Tied for first in the SHL in playoff assists and playoff points ... Received the Stefan Liv Memorial Trophy as Most Valuable Player of the SHL Playoffs. **2011-12:** Split the season between Skelleftea of the SHL, Skelleftea Jr. of the SuperElit and Sundsvall IF of HockeyAllsvenskan (SWE-2) ... Tied a SHL career high in playoff games played (18). **2010-11:** Registered eight goals and four assists in nine games with Skelleftea Jr. ... Established a SHL playoff career-high in games played (18) ... Led the team in plus/minus rating (plus-five), tied for fifth in goals (three), ranked ninth in points (seven) and tied for ninth in assists (four) in the playoffs. **2009-10:** Established SuperElit career-highs in assists (23), points (37) and plus/minus rating (plus-15) and tied a career high in goals (14) ... Led Skelleftea Jr. in assists and points, ranked second in goals, and tied for fourth in plus/minus rating ... Made his SHL debut with Skelleftea ... Registered two goals in ten playoff games with Skelleftea. **2008-09:** Split the season between Skelleftea Jr. of the SuperElit and Skelleftea U18 of SWE-U18 ... Established SuperElit career-highs in games played (38), goals (14) and penalty minutes (54) ... Led the team in goals, assists (19) and points (33), and ranked second in penalty minutes ... Established SuperElit a playoff career-high in games played (five) and tied a career-high in assists (one) ... Registered 18 points (eight goals, ten assists) in six games with Skelleftea U18 ... Tied for third on the team in points (nine), tied for third in assists (five), and tied for fourth in goals (four) in the playoffs. **2007-08:** Established Skelleftea U18 career-highs in games played (31), goals (19), assists (29), points (48), penalty minutes (36), and plus/minus rating (plus-22).

INTERNATIONAL CAREER: 2013: Captured a gold medal representing Sweden at the 2013 IIHF World Championship. **2011:** Represented Sweden at the 2011 IIHF World Junior Championship in Buffalo, New York ... Registered two goals and two assists in six tournament games. **2009:** Represented Sweden at the 2009 IIHF World U18 Championship.

CAREER TRANSACTIONS: June 25, 2010 – Selected by the Coyotes in the second round, 57th overall, of the 2010 NHL Entry Draft. **May 8, 2011** – Acquired by the Rangers in exchange for Ethan Werek.

			REGULAR SEASON					PLAYOFFS				
SEASON	TEAM	LEAGUE	GP	G	A	PTS	PIM	GP	G	A	PTS	PIM
2007-08	Skelleftea U18	SWE-U18	31	19	29	48	36	-	-	-	-	-
	Skelleftea Jr.	SWE-JR.	1	0	0	0	2	2	0	1	1	0
2008-09	Skelleftea U18	SWE-U18	6	8	10	18	14	7	4	5	9	8
	Skelleftea Jr.	SWE-JR.	38	14	19	33	54	5	0	1	1	4
	Sweden	WJ18-A	6	0	2	2	8	-	-	-	-	-
2009-10	Skelleftea Jr.	SWE-JR.	30	14	23	37	44	1	1	1	2	12
	Skelleftea	SHL	36	1	1	2	35	10	2	0	2	2
2010-11	Skelleftea Jr.	SWE-JR.	9	8	4	12	8	-	-	-	-	-
	Skelleftea	SHL	41	5	9	14	31	18	3	4	7	4
	Sweden	WJC-A	6	2	2	4	6	-	-	-	-	-
2011-12	Skelleftea Jr.	SWE-JR.	2	1	3	4	2	-	-	-	-	-
	IF Sundsvall	SWE-2	5	1	1	2	2	-	-	-	-	-
	Skelleftea	SHL	46	5	5	10	18	18	1	3	4	10
2012-13	Skelleftea	SHL	55	17	25	42	54	13	4	8	12	16
	Sweden	WC	10	1	1	2	2					
2013-14	Hartford	AHL	75	18	26	44	58	-	-	-	-	-



CHRIS McCARTHY

LEFT WING

HEIGHT **6'1"** WEIGHT **206** SHOOTS **RIGHT** BORN **JUL 30, 1991** BIRTHPLACE **COLLEGEVILLE, PA**

AHL CAREER: 2013-14: Made his AHL debut with Hartford on Apr. 4 at Manchester ... Tallied his first career AHL point with a goal on Apr. 13 at St John's.

COLLEGE CAREER: 2013-14: Established collegiate career-highs in games played (38), goals (18), assists (24), points (42), plus/minus rating (plus-16), shorthanded goals (two), and game-winning goals (two) in his first season as captain of the University of Vermont ... Received the John C. Cunningham Award as the team's MVP for the second straight season ... Named to the Hockey East Second All-Star Team ... Led the team in assists, points, and shorthanded goals, ranked second in goals and plus/minus rating, and tied for third in game-winning goals ... Recorded a point in 25 of 38 games, and posted 12 multi-point efforts ... Registered a career-high, seven-game point streak from Jan. 25 at Boston University to Feb. 22 at Merrimack (five goals, nine assists over the span) ... Established a single-game career-high with four assists and tied a single-game career-high with four points on Feb. 21 at Merrimack. **2012-13:** Led Vermont in goals (13), assists (18), and points (31), tied for the team lead in plus/minus rating (plus-four), and ranked second in power play goals ... Received the league's Len Ceglarski Sportsmanship Award after taking just five penalties during the season ... Registered a five-game point streak on two occasions – from Dec. 15 at St. Lawrence to Jan. 5 vs. Merrimack (two goals, five assists over the span) and from Feb. 23 vs. New Hampshire to Mar. 9 vs. Boston College (four goals, two assists) ... Recorded two three-point performances – Feb. 9 vs. Maine (one goal, two assists) and Mar. 2 at Boston University (one goal, two assists) ... Tallied a career-high, four-game goal streak from Mar. 1 at Boston University to Mar. 9 vs. Boston College. **2011-12:** Missed 29 games with a shoulder injury ... Tallied three points (one goal, two assists) on Oct. 23 at Minnesota. **2010-11:** Established a career-high in power play goals (three) ... Ranked second on the team in points (20), tied for third in assists (12), ranked fourth in goals (eight) and power play goals (three) ... Tallied a four-game point streak from Nov. 5 at UMass Lowell to Nov. 13 vs. Boston College (three goals, two assists over the span) ... Established a single-game career-high with four points (one goal, three assists) on Feb. 11 at Maine. **2009-10:** Ranked second among freshmen on the team in assists (11) and points (17), and tied for first among freshmen on the team in goals (six) ... Tallied his first career collegiate goal and assist as part of a two-point effort in his collegiate debut on Oct. 18 vs. Boston College ... Named the Hockey East Rookie of the Week for the week ending on Oct. 19 ... Recorded a four-game point streak from Feb. 5 at Providence to Feb. 13 vs. Merrimack, including a three-game assist streak from Feb. 6 at Providence to Feb. 13 vs. Merrimack.

USHL CAREER: 2008-09: Registered 11 goals and 15 assists for 26 points in 42 games with the U.S. National U18 Team ... Recorded four assists in 17 games with the U.S. National U17 Team.

HIGH SCHOOL CAREER: 2007-08: Tallied 37 points (19 goals, 18 assists) in 29 games with the Berkshire School.

CAREER TRANSACTIONS: March 31, 2014 – Signed by the Rangers as an undrafted free agent.

			REGULAR SEASON					PLAYOFFS				
SEASON	TEAM	LEAGUE	GP	G	A	PTS	PIM	GP	G	A	PTS	PIM
2007-08	Berkshire School	USHS	29	19	18	37	12	-	-	-	-	-
2008-09	U.S. Nat'l U17 Team	USDP	17	0	4	4	22	-	-	-	-	-
	U.S. Nat'l U18 Team	USDP	42	11	15	26	26	9	0	1	1	4
2009-10	Univ. of Vermont	NCAA	35	6	11	17	23	-	-	-	-	-
2010-11	Univ. of Vermont	NCAA	36	8	12	20	20	-	-	-	-	-
2011-12	Univ. of Vermont	NCAA	5	1	3	4	4	-	-	-	-	-
2012-13	Univ. of Vermont	NCAA	36	13	18	31	10	-	-	-	-	-
2013-14	Univ. of Vermont	NCAA	38	18	24	42	12	-	-	-	-	-
	Hartford	AHL	8	1	0	1	2	-	-	-	-	-

DYLAN McILRATH

DEFENSEMAN

HEIGHT **6'5"** WEIGHT **220** SHOOTS **RIGHT** BORN **APR 20, 1992** BIRTHPLACE **WINNIPEG, MB**

NHL CAREER: 2013-14: Made his NHL debut on Dec. 12 vs. CBJ ... Registered his first career NHL fight on Dec. 15 vs. CGY.

AHL CAREER: 2013-14: Established career-highs in games played (62), goals (six), assists (11), points (17), shots on goal (76), and penalty minutes (165) ... Led Hartford in penalty minutes and tied for second among team defensemen in goals ... Tallied his first career AHL goal, which was the game-winning goal, on Oct. 6 vs. Albany ... Recorded an assist and posted a plus-two rating while skating in his 100th career AHL game on Mar. 29 vs. Bridgeport. **2012-13:** Missed the first 29 games of the season with a dislocated kneecap ... Ranked third among AHL rookies and finished third overall on the team in penalty minutes (125) ... Finished second among Connecticut rookies in plus-minus rating (plus-seven) ... Made his professional regular season debut on Dec. 27 vs. Bridgeport ... Recorded his first professional point with an assist on Jan. 15 at Portland ... Tallied his first multi-point game in professional hockey on Mar. 24 vs. Binghamton (two assists.) **2011-12:** Made his professional playoff debut on May 4 at Norfolk ... Was assessed nine penalty minutes in five playoff contests. **2010-11:** Made his professional debut on Apr. 9 vs. Bridgeport.

JUNIOR CAREER: 2011-12: Established a career-high in assists (20) ... Ranked second on the team in penalty minutes (127) ... Tied for second among team defensemen in points (23) and ranked second in assists (20) ... Tied for third on the team overall in shorthanded goals (one) ... Posted three multi-point performances, including two, two-assist efforts ... Established playoff career-highs in games played (14), assists (six), points (six), and plus/minus rating (plus-three) ... Led all team defensemen in playoff points and assists, and tied for fourth on the team overall in assists. **2010-11:** Ranked third among Moose Jaw defensemen in points (23), goals (five) and power play goals (two) ... Ranked third on the team in penalty minutes (153) ... Recorded seven points (two goals, five assists) in an eight-game span from Oct. 13 vs. Kootenay to Nov. 5 at Regina ... Posted a career-high, four-game point streak from Dec. 14 vs. Saskatoon to Dec. 28 at Calgary (one goal, four assists.) **2009-10:** Received Moose Jaw's Most Improved Player Award for the second consecutive season ... Established career-highs in games played (65), goals (seven), points (24), penalty minutes (169), plus/minus rating (plus-20) and game-winning goals (two) ... Ranked second on Moose Jaw with a plus-20 rating, and tied for third among team defensemen in goals, assists and points ... Led the Warriors and ranked seventh in the league in penalty minutes ... Selected to participate in the 2010 Canadian Hockey League (CHL) Top Prospects Game on Jan. 20 as a member of Team Orr ... Tallied 16 points (five goals, 11 assists) in 29 games after the New Year ... Registered four multi-point performances, including a single-game career-high, three-point effort on Feb. 15 at Portland (one goal, two assists) ... Notched his first career game-winning goal and his first goal of the season on Oct. 18 vs. Lethbridge ... Tallied his first career multi-point effort with two assists on Jan. 6 vs. Medicine Hat, including the primary assist on the game-winning goal ... Notched his first career multi-goal game with two goals on Jan. 17 vs. Edmonton ... Also tallied eight points (two goals, six assists) in an eight-game span from Jan. 30 vs. Regina to Feb. 15 at Portland ... Made his WHL playoff debut on Mar. 18 at Calgary ... Tallied his first career playoff point with an assist on Mar. 23 vs. Calgary. **2008-09:** Made his WHL debut on Sept. 19 vs. Swift Current ... Notched his first career point with a goal on Jan. 10 at Saskatoon.

CAREER TRANSACTIONS: June 25, 2010 – Selected by the Rangers in the first round, 10th overall, of the 2010 NHL Entry Draft.

			REGULAR SEASON					PLAYOFFS				
SEASON	**TEAM**	**LEAGUE**	**GP**	**G**	**A**	**PTS**	**PIM**	**GP**	**G**	**A**	**PTS**	**PIM**
2007-08	Winnipeg	MINOR-MB	34	5	17	22	68	-	-	-	-	-
2008-09	Moose Jaw	WHL	53	1	3	4	102	-	-	-	-	-
2009-10	Moose Jaw	WHL	65	7	17	24	169	7	0	1	1	21
2010-11	Moose Jaw	WHL	62	5	18	23	153	6	0	0	0	15
	Connecticut	AHL	2	0	0	0	7	-	-	-	-	-
2011-12	Moose Jaw	WHL	52	3	20	23	127	14	0	6	6	12
	Connecticut	AHL	-	-	-	-	-	5	0	0	0	9
2012-13	Connecticut	AHL	45	0	5	5	125	-	-	-	-	-
2013-14	**RANGERS**	**NHL**	**2**	**0**	**0**	**0**	**7**	-	-	-	-	-
	Hartford	AHL	62	6	11	17	165	-	-	-	-	-
	NHL TOTALS		**2**	**0**	**0**	**0**	**7**	-	-	-	-	-



JASON MISSIAEN

GOALTENDER

HEIGHT **6'8"** WEIGHT **206** CATCHES **LEFT** BORN **APR 25, 1990** BIRTHPLACE **CHATHAM, ON**

NHL CAREER: 2013-14: Recalled from Hartford on Oct. 17 and dressed as the backup for three games.

AHL CAREER: 2013-14: Stopped 23 of 26 shots to record a win in his season debut on Oct. 6 vs. Albany ... Tied a single-game career-high with 37 saves on Jan. 4 vs. Worcester. **2012-13:** Tied for the team lead in shutouts (two) ... Made his AHL debut on Oct. 12 vs. Bridgeport ... Registered his first AHL win with a 31-save performance in a 5-2 victory on Oct. 24 at Albany ... Notched his first AHL shutout in a 35-save effort on Jan. 6 vs. Wilkes-Barre/Scranton ... Recorded a season-high 37 saves in a 4-2 victory on Mar. 10 at Providence.

ECHL CAREER: 2013-14: Led Greenville in wins (14) ... Stopped all 40 shots he faced in his season debut on Jan. 18 vs. Wheeling ... Named CCM ECHL Goalie of the Week from Feb. 10-16, posting a 2-0-0 record, along with a 1.14 GAA and .963 SV% during the week ... Tied an ECHL career-high with a four-game win streak from Mar. 13 vs. Gwinnett to Mar. 28 vs. Gwinnett (3.00 GAA, .909 SV% over the span) ... Ranked fourth in the ECHL in wins (seven), fifth in SV% (.937), and eighth in GAA (2.12) in the playoffs ... Recorded his first career ECHL playoff win by stopping 35 of 36 shots he faced on Apr. 18 at Kalamazoo ... Registered his first career ECHL playoff shutout by stopping all 31 shots he faced on May 12 at Wheeling. **2012-13:** Recorded a season-high 38 saves in a 3-1 victory on Dec. 16 vs. Gwinnett. **2011-12:** Ranked fourth in shutouts in the ECHL in shutouts (three), sixth in saves (1,164), tied for seventh in wins (22), ranked ninth in minutes played (2,371), 10th in SV% (.916), and 14th in GAA (2.71) ... Made his professional debut on Nov. 5 vs. Florida ... Registered his first professional win with 37 saves in a 5-2 victory on Nov. 30 at Kalamazoo ... Named ECHL Goalie of the Week for the week ending Dec. 11, posting a 2-0-0 record, a 0.50 GAA and a .986 SV% over the span ... Recorded back-to-back shutouts on Dec. 9 vs. South Carolina and Dec. 16 vs. Florida (stopped all 69 shots he faced) ... Turned aside 29 of 33 shots in his first career ECHL playoff appearance on Apr. 4 at Florida.

JUNIOR CAREER: 2010-11: Ranked third in the league in saves (1,403) and fourth in minutes played (3,026:06) in his first QMJHL season ... Made his QMJHL debut on Oct. 1 at Prince Edward Island ... Registered his first QMJHL win with a 19-save effort in a 4-3 victory on Nov. 26 at Rouyn-Noranda ... Recorded his first QMJHL shutout with a 23-save performance vs. Rouyn-Noranda on Feb. 5. **2009-10:** Established an OHL career-high in appearances (59) and wins (27) ... Won six of his first eight appearances to begin the season from Sept. 17 vs. Brampton to Oct. 8 vs. Erie, posting a 6-2-0 record with a 2.88 GAA and a .930 SV% over the span ... Registered 40 or more saves in 10 contests, including a season-high, 53 saves in a 5-4 shootout loss on Dec. 3 vs. Sudbury. **2008-09:** Established an OHL single-game career-high with 55 saves on Jan. 24 at Saginaw ... Recorded his second career shutout with a 38-save effort on Mar. 7 vs. Niagara. **2007-08:** Established OHL career-bests in GAA (3.28) and SV% (.911). **2006-07:** Made his OHL debut on Oct. 15 at Mississauga ... Recorded his first career OHL win with a 43-save effort in a 3-2 shootout victory on Feb. 10 vs. Guelph.

CAREER TRANSACTIONS: June 21, 2008 – Selected by Montreal in the fourth round, 116th overall, of the 2008 NHL Entry Draft. **March 24, 2011** – Signed by the Rangers as a free agent.

			REGULAR SEASON							PLAYOFFS					
SEASON	TEAM	LEAGUE	GP	W	L	OT	SO	SV%	GAA	GP	W	L	SO	SV%	GAA
2004-05	Dresden	OHA-C	16	11	4	1	1	-	3.07	-	-	-	-	-	-
2005-06	Dresden	OHA-C	26	13	8	2	1	-	2.93	-	-	-	-	-	-
	Petrolia	OJHL-B	1	0	0	0	0	-	0.00	1	0	0	0	-	-
2006-07	Peterborough	OHL	12	1	7	0	0	.879	5.15	-	-	-	-	-	-
2007-08	Peterborough	OHL	22	8	8	1	1	.911	3.28	-	-	-	-	-	-
2008-09	Peterborough	OHL	38	12	21	2	1	.904	3.81	4	0	4	0	.904	4.23
2009-10	Peterborough	OHL	59	27	29	3	1	.901	3.68	4	0	4	0	.925	2.77
2010-11	Baie-Comeau	QMJHL	53	10	33	8	1	.893	3.33	-	-	-	-	-	-
2011-12	Greenville	ECHL	40	22	13	3	3	.916	2.71	1	0	1	0	.879	4.07
2012-13	Connecticut	AHL	25	10	8	2	2	.906	3.07	-	-	-	-	-	-
	Greenville	ECHL	5	4	1	0	0	.922	2.75	-	-	-	-	-	-
2013-14	Hartford	AHL	14	2	11	1	0	.864	3.83	-	-	-	-	-	-
	Greenville	ECHL	21	6	14	1	1	.919	2.76	12	7	4	0	.937	2.12

CHRIS MUELLER

CENTER



HEIGHT **5'11"** WEIGHT **210** SHOOTS **RIGHT** BORN **MAR 6, 1986** BIRTHPLACE **WEST SENECA, NY**

NHL CAREER: 2013-14: Skated in nine games with Dallas ... Won 29 of 54 faceoffs he took (53.7%). **2012-13:** Tallied his first career NHL goal on Mar. 19 at CBJ ... Registered the first game-winning goal of his career on Mar. 25 vs. EDM ... Recorded an assist on the game-winning goal on Apr. 23 vs. CGY ... Skated in four playoff games ... Made his NHL playoff debut in Game 3 of the Pacific Division Semifinals vs. Anaheim on Apr. 21. **2011-12:** Skated in four games with Nashville. **2010-11:** Made his NHL debut on Dec. 28 vs. DAL ... Record his first career NHL point with an assist on Jan. 16 at CHI ... Established single-game career-highs with two assists/points and a plus-two rating on Jan. 18 at PHX.

AHL CAREER: 2013-14: Established AHL career-highs in assists (32) and power play goals (15) ... Led Texas – and tied for third in the AHL – in power play goals, ranked fourth on the team in goals (25) and points (57), and tied for fourth in assists ... Established AHL playoff career-highs in games played (19) and goals (six), and tied AHL playoff career-highs in points (11) and shots on goal (35) while helping Texas win the Calder Cup ... Recorded a playoff career-high, five-game point streak from May 16 at Grand Rapids to May 28 at Toronto, including a playoff career-high, four-game goal streak from May 16 at Grand Rapids to May 26 vs. Toronto. **2012-13:** Ranked second on Milwaukee in goals (18) and third in points (36). **2011-12:** Established AHL career-highs in games played (73), goals (32), points (60), and shots on goal (196) ... Led Milwaukee – and tied for fifth in the AHL - in goals, led the team in points, shots on goal, and power play goals (11), and ranked third in assists (28). **2010-11:** Led Milwaukee in goals (24) and points (50), and tied for fourth in assists (26) ... Established AHL playoff career-highs in assists (seven), points (11), plus/minus rating (plus-three), and shots on goal (35). **2009-10:** Established an AHL career-high in plus/minus rating (plus-10) ... Tied for fifth on Milwaukee in goals (13) ... Tied for the team lead in goals (three) and tied for fifth in points (five) in the playoffs ... Tallied his first career AHL playoff point with an assist in his AHL playoff debut on Apr. 14 at Chicago. **2008-09:** Recorded his first career AHL point with an assist on Nov. 14 vs. Houston. **2007-08:** Posted a plus-one rating while making his AHL debut with Grand Rapids on Apr. 11 vs. Manitoba.

ECHL CAREER: 2009-10: Registered four goals and one assist in five games with Cincinnati. **2008-09:** Tallied three goals and three assists in three games with Johnstown.

COLLEGE CAREER: 2007-08: Tied collegiate career-highs in games played (42) and game-winning goals (two). **2006-07:** Established collegiate career-highs in games played (42), goals (16), points (32), power play goals (five), and plus/minus rating (plus-11), and tied career-highs in assists (16) and game-winning goals (two) while helping Michigan State win the National Championship. **2005-06:** Established a collegiate career-high in game-winning goals (two) and tied a collegiate career-high in assists (16). **2004-05:** Established a collegiate career-high, and tied for third on Michigan State, in assists (16).

CAREER TRANSACTIONS: December 27, 2010 – Signed by Nashville as an undrafted free agent. **July 8, 2013** – Signed by Dallas as a free agent. **July 1, 2014** – Signed by the Rangers as a free agent.

			REGULAR SEASON					PLAYOFFS				
SEASON	TEAM	LEAGUE	GP	G	A	PTS	PIM	GP	G	A	PTS	PIM
2004-05	Michigan State	NCAA	41	2	17	19	32	-	-	-	-	-
2005-06	Michigan State	NCAA	41	11	16	27	47	-	-	-	-	-
2006-07	Michigan State	NCAA	42	16	16	32	30	-	-	-	-	-
2007-08	Michigan State	NCAA	42	13	14	27	32	-	-	-	-	-
	Grand Rapids	AHL	2	0	0	0	0	-	-	-	-	-
2008-09	Lake Erie	AHL	59	5	11	16	23	-	-	-	-	-
	Johnstown	ECHL	3	3	3	6	2	-	-	-	-	-
2009-10	Milwaukee	AHL	67	13	14	27	37	7	3	2	5	4
	Cincinnati	ECHL	5	4	1	5	0	-	-	-	-	-
2010-11	**Predators**	**NHL**	**15**	**0**	**3**	**3**	**2**	-	-	-	-	-
	Milwaukee	AHL	67	24	26	50	34	13	4	7	11	13
2011-12	**Predators**	**NHL**	**4**	**0**	**0**	**0**	**0**	-	-	-	-	-
	Milwaukee	AHL	73	32	28	60	30	3	1	0	1	0
2012-13	**Predators**	**NHL**	**18**	**2**	**3**	**5**	**6**	-	-	-	-	-
	Milwaukee	AHL	55	18	18	36	35	2	0	0	0	2
2013-14	**Stars**	**NHL**	**9**	**0**	**0**	**0**	**0**	**4**	**0**	**0**	**0**	**2**
	Texas	AHL	60	25	32	57	29	19	6	5	11	12
	NHL TOTALS		**46**	**2**	**6**	**8**	**8**	**4**	**0**	**0**	**0**	**2**



JOSH NICHOLLS

RIGHT WING

HEIGHT **6'2"** WEIGHT **189** SHOOTS **RIGHT** BORN **APR 27, 1992** BIRTHPLACE **RICHMOND, BC**

AHL CAREER: 2013-14: Skated in six games with Hartford ... Recorded two shots on goal while making his AHL debut on Nov. 30 vs. Manchester.

ECHL CAREER: 2013-14: Ranked fourth on Greenville in goals (20) and shots on goal (156), fifth in assists (22) and points (42), and tied for fifth in power play goals (three) ... Made his ECHL debut on Oct. 18 at Gwinnett ... Recorded his first career ECHL point with an assist on Oct. 25 vs. South Carolina ... Tallied his first career ECHL goal on Nov. 9 at Gwinnett ... Registered a 13-game point streak from Feb. 17 vs. Toledo to Mar. 23 at South Carolina (10 goals, eight assists over the span), including a six-game goal streak from Feb. 24 vs. Cincinnati to Mar. 8 vs. Orlando (seven goals) ... Tied for seventh in the ECHL – and led all rookies – in game-winning goals (two), tied for eighth in the ECHL – and tied for first among all rookies – in points (15), and tied for 10th in the ECHL – and tied for second among all rookies – in assists (nine) in the playoffs ... Tied for the team lead in game-winning goals, ranked third on Greenville in shots on goal (62), tied for third in goals (six) and points, and finished fourth in assists in the playoffs ... Made his ECHL playoff debut on Apr. 18 at Kalamazoo ... Recorded his first career ECHL playoff point with an assist on Apr. 26 vs. Kalamazoo ... Tallied his first career ECHL playoff goal, which was the game-winning goal at 9:19 of the first overtime, on May 4 at Wheeling ... Registered a point in 12 of 13 playoff games from Apr. 26 vs. Kalamazoo to May 25 vs. Cincinnati (six goals, nine assists over the span) ... Tallied two goals, including the game-winning goal and his first career playoff shorthanded goal on May 20 at Cincinnati.

JUNIOR CAREER: 2012-13: Established WHL career-highs in goals (47) and shorthanded goals (six) and tied a career-high in games played (71) ... Ranked third in the WHL and led Saskatoon in goals ... Ranked 15th in the WHL and tied for the team-lead in points (85) ... Tied for second in the WHL and led the team in shorthanded goals ... Finished fourth on the team in assists (38) ... Recorded a six-game point streak on two occasions – from Dec. 8 vs. Regina to Dec. 15 vs. Kootenay (seven goals, seven assists over the span) and Mar. 5 vs. Calgary to Mar. 16 at Prince Albert (six goals, six assists over the span) ... Set a career-high with two shorthanded goals in one game on Mar. 8 vs. Medicine Hat ... Registered one assist and tallied nine penalty minutes in four playoff games. **2011-12:** Ranked second on the team in goals (30) and points (68) and tied for second on the team in assists (38) ... Tallied single-game WHL career-highs, four goals and six points on Oct. 18 at Portland ... Led Saskatoon in goals (two) and points (three) in the playoffs. **2010-11:** Established WHL career-highs in assists (53), points (87), and plus/minus rating (plus-50), and tied a career-high in games played (71) ... Ranked fourth in the WHL in plus/minus rating and 10th in the league in points ... Ranked second on the team in assists and points, and third in goals (34) and plus/minus rating ... Tallied a single-game, career-high four assists on Mar. 5 vs. Moose Jaw ... Established playoff career-highs in goals (four) and points (six), and tied a playoff career-high in games played (10) ... Tied for second on the team in goals and tied for sixth in points in the playoffs. **2009-10:** Established career-highs in games played (71) and penalty minutes (55) ... Established playoff career-highs in games played (10) and assists (five). **2008-09:** Ranked second among rookies on the team in assists (16) and points (25), and finished third among rookies on the team in goals (nine) ... Made his WHL debut on Sept. 19 vs. Prince Albert ... Tallied his first career WHL goal and assist as part of a two-point effort on Oct. 4 vs. Tri-City ... Made his WHL playoff debut on Mar. 20 vs. Lethbridge.

CAREER TRANSACTIONS: June 26, 2010 – Selected by Toronto in the seventh round, 182nd overall of the 2010 NHL Entry Draft. **March 5, 2013** – Signed by the Rangers as a free agent.

			REGULAR SEASON					PLAYOFFS				
SEASON	TEAM	LEAGUE	GP	G	A	PTS	PIM	GP	G	A	PTS	PIM
2008-09	Saskatoon	WHL	63	9	16	25	37	7	2	0	2	4
2009-10	Saskatoon	WHL	71	18	30	48	55	10	0	5	5	6
2010-11	Saskatoon	WHL	71	34	53	87	47	10	4	2	6	6
2011-12	Saskatoon	WHL	56	30	38	68	24	4	2	1	3	2
2012-13	Saskatoon	WHL	71	47	38	85	43	4	0	1	1	9
2013-14	Hartford	AHL	6	0	0	0	0	-	-	-	-	-
	Greenville	ECHL	63	22	20	42	20	18	6	9	15	14

SAMUEL NOREAU

DEFENSEMAN



HEIGHT **6'5"** WEIGHT **227** SHOOTS **RIGHT** BORN **JAN 31, 1993** BIRTHPLACE **MONTREAL, QC**

AHL CAREER: 2013-14: Skated in five games with Hartford ... Made his AHL debut on Dec. 26 at Bridgeport.

ECHL CAREER: 2013-14: Ranked second on Greenville in plus/minus rating (plus-16) and penalty minutes (90) ... Made his ECHL debut on Oct. 18 at Gwinnett ... Recorded his first career ECHL point with an assist on Jan. 10 vs. Evansville ... Registered the first multi-assist/point game of his career with two assists on Feb. 9 vs. South Carolina ... Tallied a three-game assist/point streak from Mar. 7 vs. Orlando to Mar. 13 vs. Gwinnett (four assists over the span) ... Recorded his first career ECHL goal on Apr. 4 at Gwinnett ... Tied for 10th in the ECHL in plus/minus rating (plus-eight) in the playoffs ... Led Greenville in plus/minus rating, ranked second in penalty minutes (29), tied for second among defensemen on the team in assists (four), and tied for third among Greenville defensemen in points (four) in the playoffs ... Made his ECHL playoff debut on Apr. 18 at Kalamazoo ... Tallied his first career ECHL playoff point with an assist, and posted a plus-three rating on Apr. 26 vs. Kalamazoo.

JUNIOR CAREER: 2012-2013: Established QMJHL career highs in goals (seven), assists (25), points (32), and plus-minus rating (plus-19) ... Ranked second among Baie-Comeau defensemen in goals, assists, and points ... Posted a career-best, four-game point streak, on two occasions – Nov. 9 at Rouyn-Noranda to Nov. 14 vs. Shawinigan (two goals, five assists over the span) and Jan. 11 vs. Rouyn-Noranda to Jan. 20 vs. Shawinigan (four assists over the span) ... Established playoff career-highs in games played (15), goals (two), assists (one) and points (three) ... Tallied his first career QMJHL playoff goal on Apr. 8 at Victoriaville. **2011-2012:** Ranked second on the team in penalty minutes (92) and fourth in plus/minus rating (plus-one) ... Ranked third among Baie-Comeau defensemen in goals (five), fourth in points (17), and tied for fourth in assists (12) ... Made his QMJHL playoff debut on Mar. 23 at Victoriaville ... Ranked second on the team in penalty minutes in the playoffs (18). **2010-2011:** Established a career high in penalty minutes (141) ... Ranked second on the team and seventh in the league in penalty minutes ... Recorded a single-game career-high in penalty minutes (nine) on Dec. 17 against Rimouski. **2009-2010:** Made his QMJHL debut on Nov. 8 vs. Victoriaville ... Registered his first career point with an assist on Jan. 29 at Shawinigan ... Tallied his first career QMJHL goal on Feb. 13 at Chicoutimi.

CAREER TRANSACTIONS: June 25, 2011 – Selected by the Rangers in the fifth round, 136th overall, of the 2011 NHL Entry Draft.

			REGULAR SEASON					PLAYOFFS				
SEASON	TEAM	LEAGUE	GP	G	A	PTS	PIM	GP	G	A	PTS	PIM
2008-09	Lac St-Louis	QU Minor	33	5	20	25	8	-	-	-	-	-
2009-10	Baie-Comeau	QMJHL	34	1	3	4	17	-	-	-	-	-
2010-11	Baie-Comeau	QMJHL	67	5	5	10	141	-	-	-	-	-
2011-12	Baie-Comeau	QMJHL	58	5	12	17	92	8	0	0	0	18
2012-13	Baie-Comeau	QMJHL	66	7	25	32	64	15	2	1	3	12
2013-14	Hartford	AHL	5	0	0	0	6	-	-	-	-	-
	Greenville	ECHL	61	1	9	10	90	14	0	4	4	29



MICHAEL ST. CROIX

CENTER

HEIGHT **5'11"** WEIGHT **180** SHOOTS **RIGHT** BORN **APR 10, 1993** BIRTHPLACE **WINNIPEG, MB**

AHL CAREER: 2013-14: Skated in 13 games with Hartford ... Made his AHL debut on Oct. 23 vs. Portland.

ECHL CAREER: 2013-14: Ranked ninth among ECHL rookies in points (48) and tied for 10th in assists (31) ... Led Greenville in power play assists (10), finished third in assists, fourth in points, and fifth in goals (17) ... Recorded a three-point game on six occasions ... Registered his first career ECHL goal and assist in a two-point effort while skating in his ECHL debut on Oct. 18 at Gwinnett ... Tallied a point in each of his first four ECHL games (two goals, four assists) ... Recorded three points (two goals, one assist), including his first career game-winning goal, on Dec. 21 at Florida ... Registered a six-game assist/point streak from Jan. 26 at Toledo to Feb. 8 at South Carolina (one goal, eight assists over the span) ... Led all rookies in assists (11), and tied for first among all rookies in points (15) and power play assists (four) in the playoffs ... Tied for fifth in the ECHL in assists and tied for eighth in points in the playoffs ... Tied for second on Greenville in assists and plus/minus rating (plus-seven) and tied for third in points in the playoffs ... Made his ECHL playoff debut on Apr. 18 at Kalamazoo ... Registered his first career ECHL playoff point with an assist on Apr. 23 vs. Kalamazoo ... Tallied his first career ECHL playoff goal on Apr. 29 at Kalamazoo ... Recorded a point in 12 of 13 games from Apr. 26 vs. Kalamazoo to May 25 vs. Cincinnati, and posted an eight-game point streak from Apr. 26 vs. Kalamazoo to May 12 at Wheeling.

JUNIOR CAREER: 2012-13: Established career-highs in power play goals (20) and power play assists (24), and tied a career-high in games played (72) ... Led the WHL in power play goals, tied for fifth in the WHL in power play assists, and ranked seventh in the WHL in points (92) ... Led Edmonton in points, tied for the team lead in power play assists, and ranked second in goals (37) and assists (55) ... Posted 29 multi-point efforts, and recorded three or more points in ten games ... Recorded a single-game WHL career-high, four-goals on Dec. 16 vs. Regina ... Tallied three goals in a game on two occasions – Oct. 19 vs. Moose Jaw and Mar. 6 at Regina ... Tied a career-high with a 12-game point streak from Jan. 18 vs. Medicine Hat to Feb. 8 at Brandon (seven goals, 12 assists over the span) ... Selected as WHL Player of the Week for Feb. 25 – Mar. 3, registering two goals and seven assists for nine points in three games ... Established playoff career-highs in games played (22), goals (13), assists (13), points (26), penalty minutes (14), and plus-minus rating (plus-17) ... Tied for first in the WHL in plus/minus rating, ranked second in goals, third in points, and ninth in assists in the playoffs ... Led Edmonton in goals and points, and ranked third in assists in the playoffs ... Registered a four-game point streak from Apr. 24 at Calgary to Apr. 30 vs. Calgary (four goals, four assists). **2011-12:** Established career-highs in games played (72), goals (45), assists (60), points (105), penalty minutes (49) and plus/minus rating (plus-40) ... Ranked fifth in the WHL in power play goals (18), seventh in goals and plus/minus rating and eighth in points ... Led Edmonton in goals, assists, points and power play goals, and ranked second in plus/minus rating... Posted a career-high 32 multi-point efforts, including six games with four or more points ... Recorded three hat tricks ... Tied for sixth in the WHL in playoff points (19), power play assists (six), and eighth in goals (seven). **2010-11:** Led Edmonton in assists (48), ranked second in points (75), and third in goals (27) and plus/minus rating (plus-28) ... Registered his first career WHL playoff goal in his WHL playoff debut on Mar. 25 at Red Deer. **2009-10:** Led the team in goals (18), assists (28), and points (46) as a rookie ... Tied for second on the team in power play goals (five). **2008-09:** Tallied his first career WHL goal in his WHL debut on Jan. 9 at Moose Jaw.

CAREER TRANSACTIONS: June 25, 2011 – Selected by the Rangers in the fourth round, 106th overall, of the 2011 NHL Entry Draft.

			REGULAR SEASON					PLAYOFFS				
SEASON	TEAM	LEAGUE	GP	G	A	PTS	PIM	GP	G	A	PTS	PIM
2008-09	Edmonton	WHL	2	1	1	2	0	-	-	-	-	-
2009-10	Edmonton	WHL	66	18	28	46	30	-	-	-	-	-
2010-11	Edmonton	WHL	68	27	48	75	48	4	1	0	1	9
2011-12	Edmonton	WHL	72	45	60	105	49	20	7	12	19	6
2012-13	Edmonton	WHL	72	37	55	92	36	22	13	13	26	14
2013-14	Hartford	AHL	13	0	0	0	2	-	-	-	-	-
	Greenville	ECHL	53	17	31	48	12	18	4	11	15	6

NICK TARNASKY

CENTER



HEIGHT **6'2"** WEIGHT **230** SHOOTS **LEFT** BORN **NOV 25, 1984** BIRTHPLACE **ROCKY MOUNTAIN HOUSE, AB**

NHL CAREER: 2009-10: Ranked 10th on the Panthers in hits (77) ... Tallied an assist on the game-winning goal on Mar. 6 vs. CAR. **2008-09:** Established a career-high in assists (six) ... Split the season between Nashville and Florida ... Tied for eighth on Florida in hits (68) ... Made his Panthers debut on Nov. 28 vs. NYR ... Skated in his 200th career NHL game on Jan. 31 at NYI ... Tallied his first goal with Florida on Apr. 11 vs. WSH. **2007-08:** Established career-highs in games played (80), goals (six), points (10), and hits (119) ... Skated in his 100th career NHL game on Oct. 31 at NJD ... Established a single-game career-high with two assists on Dec. 27 vs. MTL ... Registered the first multi-goal game of his career with two goals, and posted a plus-two rating on Jan. 12 at FLA. **2006-07:** Ranked seventh on Tampa Bay in hits (78) ... Registered his first career NHL goal on Nov. 28 vs. WSH. **2005-06:** Made his NHL debut on Oct. 20 at ATL ... Recorded his first career NHL point with an assist on Nov. 5 at TOR.

AHL CAREER: 2013-14: Led Hamilton in games played (76) and penalty minutes (144) and tied for fifth in goals (13) and power play goals (four). **2012-13:** Established AHL career-highs in goals (16) and points (26) ... Led Rochester in penalty minutes (138), ranked second in games played (74), and tied for second in goals ... Made his AHL playoff debut on Apr. 27 at Toronto ... Recorded his first career AHL playoff point with a goal on May 1 vs. Toronto. **2010-11:** Established AHL career-highs in assists (13) and plus/minus rating (plus-two) with Springfield ... Ranked second on the team in penalty minutes (150). **2009-10:** Tallied three goals in five games with Rochester. **2005-06:** Ranked fourth on Springfield in penalty minutes (100) and tied for fifth on Springfield in goals (14). **2004-05:** Established AHL career-highs in games played (80) and penalty minutes (176).

ECHL CAREER: 2010-11: Registered one goal and two assists in three games with the Florida Everblades.

EUROPEAN CAREER: 2011-12: Registered five goals and seven assists for 12 points, along with 173 penalty minutes in 36 games with Vityaz Chekhov of the Kontinental Hockey League (KHL).

JUNIOR CAREER: 2003-04: Established WHL career-highs in games played (71), goals (26), assists (23), points (49), and penalty minutes (108) ... Led Lethbridge in games played and goals, tied for the team lead in points, ranked third in penalty minutes, and fifth in assists. **2002-03:** Split the season between Kelowna and Lethbridge. **2001-02:** Tallied his first career WHL point with a goal on Oct. 14 at Kamloops. **2000-01:** Made his WHL debut on Jan. 1 at Regina.

CAREER TRANSACTIONS: June 22, 2003 – Selected by Tampa Bay in the ninth round, 287th overall, of the 2003 NHL Entry Draft. **September 29, 2008** – Acquired by Nashville in exchange for a fifth round pick in the 2009 NHL Entry Draft (Jaroslav Janus). **November 27, 2008** – Acquired by Florida in exchange for Wade Belak. **July 17, 2012** – Signed by Buffalo as a free agent. **July 6, 2013** – Signed by Montreal as a free agent. **July 3, 2014** – Signed by the Rangers as a free agent.

			REGULAR SEASON					PLAYOFFS				
SEASON	TEAM	LEAGUE	GP	G	A	PTS	PIM	GP	G	A	PTS	PIM
2000-01	Prince Albert	WHL	2	0	0	0	4	-	-	-	-	-
2001-02	Vancouver	WHL	10	1	0	1	5	-	-	-	-	-
2002-03	Kelowna	WHL	39	4	12	16	39	-	-	-	-	-
	Lethbridge	WHL	30	5	8	13	45	-	-	-	-	-
2003-04	Lethbridge	WHL	71	26	23	49	108	-	-	-	-	-
2004-05	Springfield	AHL	80	7	10	17	176	-	-	-	-	-
2005-06	**Lightning**	**NHL**	**12**	**0**	**1**	**1**	**4**	-	-	-	-	-
	Springfield	AHL	68	14	9	23	100	-	-	-	-	-
2006-07	**Lightning**	**NHL**	**77**	**5**	**4**	**9**	**80**	**6**	**0**	**0**	**0**	**10**
2007-08	**Lightning**	**NHL**	**80**	**6**	**4**	**10**	**78**	-	-	-	-	-
2008-09	**Predators**	**NHL**	**11**	**0**	**1**	**1**	**17**	-	-	-	-	-
	Panthers	**NHL**	**34**	**1**	**5**	**6**	**33**	-	-	-	-	-
2009-10	**Panthers**	**NHL**	**31**	**1**	**2**	**3**	**85**	-	-	-	-	-
	Rochester	AHL	5	3	0	3	7	-	-	-	-	-
2010-11	Springfield	AHL	66	7	13	20	150	-	-	-	-	-
	Florida	ECHL	3	1	2	3	0					
2011-12	Vityaz Chekhov	KHL	36	5	7	12	173	-	-	-	-	-
2012-13	Rochester	AHL	74	16	10	26	138	3	1	0	1	4
2013-14	Hamilton	AHL	76	13	9	22	144	-	-	-	-	-
	NHL TOTALS		**245**	**13**	**17**	**30**	**297**	**6**	**0**	**0**	**0**	**10**



ANDREW YOGAN

LEFT WING

HEIGHT **6'3"** WEIGHT **204** SHOOTS **LEFT** BORN **DEC 4, 1991** BIRTHPLACE **CORAL SPRINGS, FL**

AHL CAREER: 2013-14: Established an AHL career-high in game-winning goals (four) ... Ranked fourth on Hartford in game-winning goals ... Tallied two points (one goal, one assist), including the game-winning goal, and posted a plus-two rating on Feb. 22 at Springfield. **2012-13:** Tied for fifth on the team in plus-minus rating (plus-eight) ... Ranked sixth among Connecticut rookies in goals (seven), assists (12), and points (19) ... Tallied a single-game AHL career-high, three points (two goals, one assist) on Mar. 24 vs. Binghamton ... Recorded his first career AHL game-winning goal on Mar. 24 vs. Binghamton ... Registered a three-game point streak from Mar. 9 at Adirondack to Mar. 16 vs. Manchester (one goal, three assists over the span.) **2011-12:** Made his season debut on Mar. 23 vs. Portland ... Was assessed a single-game career-high, 15 penalty minutes on Mar. 24 vs. Providence. **2010-11:** Tallied two goals, including his first career AHL goal, while making his AHL debut on Apr. 9 vs. Bridgeport ... Recorded his first career AHL assist on Apr. 10 vs. Norfolk.

ECHL CAREER: 2013-14: Established ECHL career-highs in games played (16), assists (eight), points (15), and shots on goal (61) ... Registered a nine-game point streak over his first nine ECHL games of the season from Mar. 7 vs. Orlando to Mar. 29 at Gwinnett (four goals, seven assists over the span) ... Ranked fifth in the ECHL in points (18), tied for fifth in assists (11) and power play goals (two), and tied for eighth in goals (seven) in the playoffs ... Led Greenville in points, tied for the team lead in goals and power play goals, ranked second in shots on goal (65), tied for second in assists, and tied for fifth in plus/minus rating (plus-five) in the playoffs ... Tallied a point in 12 of 14 playoff games from Apr. 26 vs. Kalamazoo to May 27 at Cincinnati (seven goals, 11 assists over the span) ... Registered a six-game point streak from Apr. 26 vs. Kalamazoo to May 8 vs. Wheeling (four goals, five assists over the span). **2012-13:** Recorded his first career ECHL goal while making his ECHL debut on Nov. 30 at Florida.

JUNIOR CAREER: 2011-12: Established OHL career-highs in games played (66), goals (41), assists (37), points (78), power play goals (nine), and penalty minutes (96) ... Ranked sixth in the league in goals ... Led the team in goals, points, plus/minus rating (plus-eight) and power play goals, and tied for second in assists ... Registered 21 multi-point performances, including a single-game career-high, four goals on Mar. 18 at Oshawa. **2010-11:** Notched his third career hat trick with three goals on Mar. 12 vs. Kitchener ... Established playoff career-highs in assists (two) and points (two). **2009-10:** Established an OHL career-high in penalty minutes (97) ... Led the Otters in penalty minutes, ranked fifth in goals (25) and points (55), and tied for fourth on the team in assists (30). **2008-09:** Split the season between Windsor and Erie ... Ranked second on Erie in plus/minus rating (plus-15), tied for fifth in goals (17), and sixth in assists (17) and points (34) ... Recorded nine multi-point performances, including two hat tricks - the first of his career on Dec. 28 at Brampton and on Jan. 3 vs. Kitchener. **2007-08:** Notched two goals, including his first career OHL goal, while making his OHL debut on Sept. 21 vs. Erie ... Recorded two points (one goal, one assist), including his first career OHL assist, on Jan. 18 at Erie ... Made his OHL playoff debut on Mar. 20 vs. Sarnia.

CAREER TRANSACTIONS: June 26, 2010 – Selected by the Rangers in the fourth round, 100th overall, of the 2010 NHL Entry Draft.

			REGULAR SEASON					PLAYOFFS				
SEASON	TEAM	LEAGUE	GP	G	A	PTS	PIM	GP	G	A	PTS	PIM
2006-07	Florida Jr. Panthers	MINOR-FL	52	45	36	81	34	-	-	-	-	-
2007-08	Windsor	OHL	50	5	2	7	32	5	0	0	0	6
2008-09	Windsor	OHL	16	5	3	8	24	-	-	-	-	-
	Erie	OHL	35	17	17	34	32	-	-	-	-	-
2009-10	Erie	OHL	63	25	30	55	97	-	-	-	-	-
2010-11	Erie	OHL	10	3	1	4	6	3	0	2	2	4
	Connecticut	AHL	2	2	1	3	0	-	-	-	-	-
2011-12	Peterborough	OHL	66	41	37	78	96	-	-	-	-	-
	Connecticut	AHL	4	0	0	0	15	-	-	-	-	-
2012-13	Connecticut	AHL	43	7	12	19	35	-	-	-	-	-
	Greenville	ECHL	15	9	3	12	14	-	-	-	-	-
2013-14	Hartford	AHL	40	5	4	9	50	-	-	-	-	-
	Greenville	ECHL	16	7	8	15	22	17	7	11	18	22

NEW YORK
RANGERS
FUTURE BLUE

CALLE ANDERSSON

DEFENSEMAN

HEIGHT **6'2"** WEIGHT **211** SHOOTS **RIGHT**
BORN **MAY 16, 1994** BIRTHPLACE **MALMO, SWEDEN**

2013-14 NOTES:

- Split the season between Malmo in Allsvenskan, Malmo J20 in SuperElit, and IK Pantern in Division I in Sweden
- Tallied two goals and 10 assists for 12 points, along with 10 penalty minutes in 43 games with Malmo
- Tied for third among Malmo defensemen in assists and ranked fifth among defensemen on the team in points
- Recorded four goals and one assist for five points in eight games with Malmo J20

CAREER TRANSACTIONS: June 23, 2012 – Selected by the Rangers in the fourth round, 119th overall, of the 2012 NHL Entry Draft

			REGULAR SEASON					PLAYOFFS				
SEASON	TEAM	LEAGUE	GP	G	A	PTS	PIM	GP	G	A	PTS	PIM
2009-10	IF Malmo U18	SWE-U18	29	1	2	3	34	-	-	-	-	-
2010-11	IF Malmo U18	SWE-U18	21	2	5	7	38	-	-	-	-	-
	IF Malmo Jr.	SWE-JR	25	2	4	6	24	-	-	-	-	-
2011-12	Farjestads BK U18	SWE-U18	10	3	6	9	0	1	0	1	1	2
	Farjestads BK Jr.	SWE-JR	49	12	24	36	56	6	2	3	5	2
2012-13	Farjestad J20	SuperElit	22	11	16	27	14	4	1	0	1	4
	Farjestad	SHL	34	1	1	2	6	-	-	-	-	-
	Malmo	Allsvenskan	9	0	2	2	4	-	-	-	-	-
2013-14	Malmo J20	SuperElit	8	4	1	5	26	2	0	0	0	0
	Malmo	Allsvenskan	43	2	10	12	10	6	1	0	1	0
	IK Pantern	Division I	2	1	0	1	0	0	0	0	0	0



PAVEL BUCHNEVICH

LEFT WING

HEIGHT **6'1"** WEIGHT **176** SHOOTS **LEFT**
BORN **APR 17, 1995** BIRTHPLACE **CHEREPOVETS, RUSSIA**

2013-14 NOTES:

- Established KHL career-highs in games played (40), goals (seven), assists (11), and points (18)
- Ranked third on Severstal in assists, fourth in points, and tied for sixth in goals
- Tallied seven points (two goals, five assists) and posted a plus-three rating in seven games while helping Russia win the bronze medal at the 2014 IIHF World Junior Championship
- Tied for the team lead in assists, tied for second on Russia in points, and tied for fifth on the team in goals in the tournament
- Tied for third on Almaz (MHL) in goals (four), assists (five), and points (nine), and tied for fourth on the team in plus/minus rating (plus-three) in seven playoff games

CAREER TRANSACTIONS: June 30, 2013 – Selected by the Rangers in the third round, 75th overall, of the 2013 NHL Entry Draft

			REGULAR SEASON					PLAYOFFS				
SEASON	TEAM	LEAGUE	GP	G	A	PTS	PIM	GP	G	A	PTS	PIM
2011-12	Almaz Cherepovets Jr	MHL	45	15	19	44	55	10	4	3	7	4
2012-13	Severstal	KHL	12	1	1	2	0	6	0	0	0	0
	Almaz Cherepovets Jr	MHL	24	8	15	23	36	3	1	4	5	12
	Russia	WJ18-A	7	5	6	11	2	-	-	-	-	-
2013-14	Severstal	KHL	40	7	11	18	12	-	-	-	-	-
	Almaz Cherepovets Jr	MHL	2	0	2	2	2	7	4	5	9	12
	Russia U20	WJC-A	7	2	5	7	18					



TROY DONNAY

DEFENSEMAN

HEIGHT **6'7"** WEIGHT **185** SHOOTS **RIGHT**
BORN **FEB 18, 1994** BIRTHPLACE **FENTON, MICHIGAN**

2013-14 NOTES:

- Established OHL career-highs in goals (two), assists (17), points (19), and plus/minus rating (plus-40)
- Ranked sixth on Erie in plus/minus rating, and finished fourth among team defensemen in assists and points
- Tallied his first career game-winning goal and posted a plus-two rating on Oct. 23 vs. Plymouth
- Posted a plus-one rating while making his OHL playoff debut on Mar. 21 vs. Saginaw
- Recorded his first career playoff point with an assist on Apr. 2 at Sault Ste. Marie and tallied his first playoff goal by registering the game-winning tally on Apr. 7 vs. Sault Ste. Marie

CAREER TRANSACTIONS: July 31, 2013 – Signed by the Rangers as an undrafted free agent

			REGULAR SEASON					PLAYOFFS				
SEASON	TEAM	LEAGUE	GP	G	A	PTS	PIM	GP	G	A	PTS	PIM
2010-11	London	OHL	25	0	1	1	12	-	-	-	-	-
2011-12	London	OHL	23	0	3	3	16	-	-	-	-	-
	Erie	OHL	27	1	4	5	28	-	-	-	-	-
2012-13	Erie	OHL	68	1	7	8	48	-	-	-	-	-
2013-14	Erie	OHL	66	2	17	19	92	14	1	1	2	12



ANTHONY DUCLAIR

LEFT WING

HEIGHT **5'11"** WEIGHT **185** SHOOTS **LEFT**
BORN **AUG 26, 1995** BIRTHPLACE **POINTE-CLAIRE, QUEBEC**

2013-14 NOTES:

- Established QMJHL career-highs in goals (50), assists (49), points (99), power play goals (15), shorthanded goals (three), and game-winning goals (seven)
- Ranked third in the league in goals, sixth in points, seventh in power play goals, and tied for seventh in game-winning goals
- Registered at least one point in 45 of 59 regular season games and posted 30 multi-point efforts
- Posted a career-high, eight-game goal streak from Dec. 20 vs. Shawinigan to Jan. 10 vs. Rimouski (nine goals over the span)
- Named CHL Player of The Week for consecutive weeks (Jan. 20 – 26 and Jan. 27 – Feb. 2)
- Posted a career-best, seven-game assist streak from Jan. 23 at Gatineau to Feb. 7 vs. Drummondville (12 assists over the span)

CAREER TRANSACTIONS: June 30, 2013 – Selected by the Rangers in the third round, 80th overall, of the 2013 NHL Entry Draft

			REGULAR SEASON					PLAYOFFS				
SEASON	TEAM	LEAGUE	GP	G	A	PTS	PIM	GP	G	A	PTS	PIM
2009-10	Laurentides Consquerants	Minor - QU	59	81	47	128	32	14	9	14	23	20
2010-11	LAC St-Louis Lions	QAAA	34	25	32	57	36	7	5	7	12	8
	Canada Quebec U17	WHC-17	6	0	4	4	4	-	-	-	-	-
2011-12	Quebec	QMJHL	63	31	35	66	50	11	3	5	8	8
	Canada Quebec U17	WHC-17	4	0	1	1	8	-	-	-	-	-
2012-13	Quebec	QMJHL	55	20	30	50	22	11	3	5	8	12
2013-14	Quebec	QMJHL	59	50	49	99	56	-	-	-	-	-

STEVEN FOGARTY

CENTER

HEIGHT **6'2"** WEIGHT **194** SHOOTS **RIGHT**
BORN **APR 19, 1993** BIRTHPLACE **CHAMBERSBURG, PENNSYLVANIA**

2013-14 NOTES:
- Established collegiate career-highs in assists (eight) and points (11), and tied a career-high in plus/minus rating (plus-one) in his sophomore season with Notre Dame
- Registered two goals on Jan. 18 vs. Lake Superior
- Tallied four assists in a five-game span from Mar. 1 at Boston College to Mar. 16 at Boston College
- Posted a single-game career-high, two assists on Mar. 14 at Boston College
- Notre Dame posted a 9-0-0 record when he recorded a point

CAREER TRANSACTIONS: June 25, 2011 – Selected by the Rangers in the third round, 72nd overall, of the 2011 NHL Entry Draft

			REGULAR SEASON					PLAYOFFS				
SEASON	TEAM	LEAGUE	GP	G	A	PTS	PIM	GP	G	A	PTS	PIM
2009-10	Edina High	USHS	25	18	12	30	4	6	3	7	10	2
2010-11	Edina High	USHS	24	23	17	40	12	3	2	5	7	0
	Team South West	USHS	18	10	4	14	10	1	1	2	3	0
	Chicago Steel	USHL	6	2	0	2	2	-	-	-	-	-
2011-12	Penticton Vees	BCHL	60	33	48	81	32	15	4	3	7	12
2012-13	Univ. of Notre Dame	NCAA	41	5	5	10	4	-	-	-	-	-
2013-14	Univ. of Notre Dame	NCAA	33	3	8	11	10	0	-	-	-	-



RYAN GRAVES

DEFENSEMAN

HEIGHT **6'4"** WEIGHT **220** SHOOTS **LEFT**
BORN **MAY 21, 1995** BIRTHPLACE **YARMOUTH, NOVA SCOTIA**

2013-14 NOTES:
- Established QMJHL career-highs in goals (five), assists (17), points (22), plus/minus rating (plus-20), and shots on goal (166) while splitting the season between Charlottetown and Val-d'Or
- Registered six points (one goal, five assists) over a six-game span, including a career-high, four-game point streak from Dec. 11 vs. Moncton to Dec. 20 at Blainville-Boisbriand
- Established playoff career-highs in games played (24), goals (one), assists (seven), points (eight), plus/minus rating (plus-12), and shots on goal (27) while helping Val-d'Or win the QMJHL Championship
- Tallied two assists in four games during the Memorial Cup
- Represented the QMJHL All-Stars in the Jr. Super Series

CAREER TRANSACTIONS: June 30, 2013 – Selected by the Rangers in the fourth round, 110th overall, of the 2013 NHL Entry Draft

			REGULAR SEASON					PLAYOFFS				
SEASON	TEAM	LEAGUE	GP	G	A	PTS	PIM	GP	G	A	PTS	PIM
2010-11	South Shore	NSMHL	32	5	7	12	58	5	0	6	6	8
	Yarmouth Mariners	MJRHL	1	0	0	0	2	3	0	0	0	2
2011-12	P.E.I.	QMJHL	62	2	7	9	34	-	-	-	-	-
	Canada Atlantic U17	WHC-17	5	0	0	0	2	-	-	-	-	-
2012-13	P.E.I.	QMJHL	68	3	13	16	90	6	0	0	0	6
2013-14	Charlottetown	QMJHL	39	3	9	12	52	-	-	-	-	-
	Val d'Or	QMJHL	26	2	8	10	16	24	1	7	8	24



BOO NIEVES

CENTER

HEIGHT **6'3"** WEIGHT **192** SHOOTS **LEFT**
BORN **JAN 23, 1994** BIRTHPLACE **SYRACUSE, NEW YORK**

2013-14 NOTES:
- Ranked second on Michigan in assists (19) and ranked sixth on the team in points (22)
- Tied a collegiate career-high with a three-game assist streak on two occasions – from Nov. 15 at Omaha-Nebraska to Nov. 22 vs. Niagara and from Mar. 2 at Ohio State to Mar. 8 at Michigan State
- Tallied a point in eight of his final 10 games from Feb. 15 at Minnesota to Mar. 20 vs. Penn State (two goals, 10 assists over the span)
- Registered three consecutive multi-point games from Mar. 2 at Ohio State to Mar. 8 at Michigan State (one goal, six assists over the span)

CAREER TRANSACTIONS: June 23, 2012 – Selected by the Rangers in the second round, 59th overall, of the 2012 NHL Entry Draft

			REGULAR SEASON					PLAYOFFS				
SEASON	TEAM	LEAGUE	GP	G	A	PTS	PIM	GP	G	A	PTS	PIM
2009-10	Syracuse Jr. Nationals	MINOR-NY	60	30	42	72	70	-	-	-	-	-
2010-11	Kent	NEPSAC	22	11	28	39	6	-	-	-	-	-
2011-12	Kent	NEPSAC	26	7	32	39	24	-	-	-	-	-
	Indiana	USHL	13	2	8	10	2	-	-	-	-	-
2012-13	Univ. of Michigan	CCHA	40	8	21	29	18	-	-	-	-	-
2013-14	Univ. of Michigan	NCAA	34	3	18	21	18	-	-	-	-	-



MACKENZIE SKAPSKI

GOALTENDER

HEIGHT **6'3"** WEIGHT **191** CATCHES **LEFT**
BORN **JUN 15, 1994** BIRTHPLACE **ABBOTSFORD, BRITISH COLUMBIA**

2013-14 NOTES:
- Established WHL career-bests in goals against average (2.70) and save percentage (.916)
- Ranked sixth in the WHL in save percentage, tied for seventh in wins (28), and ranked 10th in goals against average
- Registered a career-high, 10-game winning streak from Jan. 12 to Feb. 11, posting a 1.80 goals against average and a .940 save percentage over the span
- Won 10 of 12 starts in February, registering a 2.09 goals against average and a .931 save percentage during the month
- Established WHL playoff career-highs in appearances (10) and wins (three)

CAREER TRANSACTIONS: June 30, 2013 – Selected by the Rangers in the sixth round, 170th overall, of the 2013 NHL Entry Draft

			REGULAR SEASON							PLAYOFFS					
SEASON	TEAM	LEAGUE	GP	W	L	OT	SO	SV%	GAA	GP	W	L	SO	SV%	GAA
2010-11	Ridge Meadow Flames	PIJHL	21	6	11	0	1	.890	4.56	6	3	3	0	.934	2.83
	Kootenay	WHL	4	3	1	0	0	.882	3.16	-	-	-	-		-
2011-12	Kootenay	WHL	19	9	6	2	0	.890	3.12	-	-	-	-	-	-
2012-13	Kootenay	WHL	65	34	25	1	7	.910	2.78	5	1	4	0	.892	3.95
2013-14	Kootenay	WHL	53	28	20	4	1	.916	2.70	10	3	4	0	.882	3.78



BRADY SKJEI

DEFENSEMAN

HEIGHT **6'3"** WEIGHT **200** SHOOTS **LEFT**
BORN **MAR 26, 1994** BIRTHPLACE **LAKEVILLE, MINNESOTA**

2013-14 NOTES:
- Established collegiate career-highs in games played (40), goals (six), assists (eight), points (14), and plus/minus rating (plus-15)
- Tied for second among Minnesota defensemen in goals
- Tallied the first multi-goal game of his career on Mar. 15 vs. Michigan (two goals)
- Registered the first multi-assist game of his career on Mar. 29 vs. Robert Morris
- Recorded seven points (three goals, four assists) in the final nine games of the season
- Tallied one assist and ranked second on Team USA with a plus-five rating in five games at the 2014 IIHF World Junior Championship

CAREER TRANSACTIONS: June 22, 2012 – Selected by the Rangers in the first round, 28th overall, of the 2012 NHL Entry Draft

			REGULAR SEASON					PLAYOFFS				
SEASON	TEAM	LEAGUE	GP	G	A	PTS	PIM	GP	G	A	PTS	PIM
2008-09	Lakeville North High	USHS	25	2	12	14	6	-	-	-	-	-
2009-10	Lakeville North High	USHS	25	7	16	23	24	5	4	2	6	6
2010-11	USNTDP Juniors	USHL	36	1	5	6	14	2	0	0	0	0
	U.S. National U17	USDP	55	5	14	19	24	-	-	-	-	-
	USA U17	WHC-17	5	1	2	3	0	-	-	-	-	-
2011-12	USNTDP Juniors	USHL	24	3	9	12	12	-	-	-	-	-
	U.S. National U18	USDP	60	4	19	23	36	-	-	-	-	-
	USA U18	WJC-18	6	0	1	1	4	-	-	-	-	-
2012-13	Univ. of Minnesota	NCAA	36	1	2	3	14	-	-	-	-	-
2013-14	Univ. of Minnesota	NCAA	40	6	8	14	30	0	0	0	0	0
	USA U20	WJC-A	5	0	1	1	0	0	0	0	0	0

ADAM TAMBELLINI

CENTER

HEIGHT **6'2"** WEIGHT **169** SHOOTS **LEFT**
BORN **NOV 1, 1994** BIRTHPLACE **PORT MOODY, BRITISH COLUMBIA**

2013-14 NOTES:
- Split the season between the University of North Dakota of the National Collegiate Hockey Conference (NCHC) and the Calgary Hitmen of the Western Hockey League (WHL)
- Registered 17 goals and 22 assists for 39 points in 31 games with Calgary
- Ranked fifth on the Hitmen in goals and seventh on the team in points
- Registered a four-game point streak on two occasions – from Jan. 18 at Medicine Hat to Jan. 26 vs. Edmonton (two goals, four assists) and from Feb. 5 at Victoria to Feb. 11 vs. Prince Albert (five goals, two assists)
- Led Calgary in goals (five), tied for the team lead in points (nine) and plus/minus rating (plus-five), and tied for fourth on the team in assists (fourth) in the playoffs

CAREER TRANSACTIONS: June 30, 2013 – Selected by the Rangers in the third round, 65th overall, of the 2013 NHL Entry Draft

			REGULAR SEASON					PLAYOFFS				
SEASON	TEAM	LEAGUE	GP	G	A	PTS	PIM	GP	G	A	PTS	PIM
2008-09	Southgate	AMBHL	33	6	13	19	4	11	1	3	4	2
2009-10	SSAC Bulldogs	Minor-AB	34	27	24	51	20	6	6	4	10	10
2010-11	SSAC Boston	AMHL	33	22	25	47	4	5	4	2	6	0
	Sherwood Park	AJHL	3	1	0	1	0	-	-	-	-	-
2011-12	Vernon	BCHL	55	27	29	56	28	-	-	-	-	-
2012-13	Vernon	BCHL	36	22	17	39	18	-	-	-	-	-
	Surrey	BCHL	16	14	12	26	8	17	10	8	18	6
2013-14	Univ. of North Dakota	NCAA	16	2	2	4	31	-	-	-	-	-
	Calgary	WHL	31	17	22	39	10	6	5	4	9	2

PETR ZAMORSKY

DEFENSEMAN

HEIGHT **6'0"** WEIGHT **190** SHOOTS **RIGHT**
BORN **AUG 3, 1992** BIRTHPLACE **ZLIN, CZECH REPUBLIC**

2013-14 NOTES:

- Named the Best Defenseman in Czech Extraliga
- Established Czech Extraliga career-highs in games played (44), assists (11), points (18), and plus/minus rating (plus-five)
- Established playoff career-highs in goals (four), assists (five), points (nine), and plus/minus rating (plus-eight) while helping HC Zlin win the Czech Extraliga Championship

CAREER TRANSACTIONS: June 11, 2014 – Signed by the Rangers as an undrafted free agent

			REGULAR SEASON					PLAYOFFS				
SEASON	TEAM	LEAGUE	GP	G	A	PTS	PIM	GP	G	A	PTS	PIM
2007-08	HC Zlin U18	Czech-U18	43	3	26	29	38	7	0	2	2	4
2008-09	HC Zlin U18	Czech-U18	39	6	15	21	150	-	-	-	-	-
2009-10	HC Zlin U20	Czech-U20	28	4	7	11	18	11	1	1	2	10
	HC Zlin U18	Czech-U18	9	1	8	9	26	-	-	-	-	-
	Czech Republic	WJ18-A	6	1	1	2	2	-	-	-	-	-
2010-11	HC Zlin U20	Czech-U20	46	6	8	14	79	3	0	2	2	2
2011-12	HC Zlin	Czech	37	1	4	5	34	12	0	0	0	6
	HC Hradec Kralove	Czech-2	1	0	1	1	0	-	-	-	-	-
	HC Zlin U20	Czech-U20	1	0	0	0	0	-	-	-	-	-
	Czech Republic	WJC-A	5	0	2	2	6	-	-	-	-	-
2012-13	HC Zlin	Czech	37	8	5	13	30	16	0	4	4	34
2013-14	HC Zlin	Czech	44	7	11	18	80	14	4	5	9	24
	Czech Republic	WC-A	10	0	3	3	12	-	-	-	-	-



BRANDON HALVERSON

SELECTED **SECOND ROUND, 59TH OVERALL**

GOALTENDER

HEIGHT **6'4"** WEIGHT **185** CATCHES **LEFT**
BORN **MAR 29, 1996** BIRTHPLACE **TRAVERSE CITY, MI**

SCOUTING REPORT: Consistently remains square to the shooter ... Exceptional puck-handling ability ... Possesses a combination of size, skill, and athleticism.

BACKGROUND: Entered the 2014 NHL Entry Draft ranked sixth among North American goaltenders ... Favorite TV show is South Park ... Lists his dad as his biggest influence in hockey ... Other than hockey, his favorite sport is basketball.

QUOTEBOOK: "He is one of the best puck handlers we've seen for someone his age and the best in the draft. He can pass the puck and skate as well as some defensemen, which is a tremendous asset to have." – Director of Player Personnel, Gordie Clark

			REGULAR SEASON							PLAYOFFS					
SEASON	TEAM	LEAGUE	GP	W	L	OT	SO	SV%	GAA	GP	W	L	SO	SV%	GAA
2013-14	Sault Ste. Marie	OHL	19	12	6	1	2	.904	2.96	-	-	-	-	-	-

KEEGAN IVERSON

SELECTED **THIRD ROUND, 85TH OVERALL**

RIGHT WING

HEIGHT **6'0"** WEIGHT **219** SHOOTS **RIGHT**
BORN **APR 5, 1996** BIRTHPLACE **ST. LOUIS PARK, MN**

2013-14 NOTES: Established WHL career-highs in games played (67), goals (22), assists (20), points (42), and plus/minus rating (plus-16) ... Tallied a four-game goal streak from October 19 at Tri-City to October 25 at Kitchener (four goals over the span) ... Tied a single-game career-high with three points (one goal, two assists) on February 7 at Tri-City ... Registered four goals and four assists for eight points, along with 12 penalty minutes in 21 playoff games.

SCOUTING REPORT: Enjoys playing a physical game ... Demonstrates good instincts at both ends of the ice ... Displays above average vision in the offensive zone

BACKGROUND: Entered the 2014 NHL Draft ranked 85th among North American skaters ... Won a Bronze Medal representing Team USA at the 2013 U17 World Hockey Challenge.

QUOTEBOOK: "He shows potential to be a strong, two-way power forward in the NHL. He can play in all situations, and there are no weaknesses in his game." – Amateur Scout, Tom Thompson

			REGULAR SEASON					PLAYOFFS				
SEASON	TEAM	LEAGUE	GP	G	A	PTS	PIM	GP	G	A	PTS	PIM
2013-14	Portland	WHL	67	22	20	42	70	21	4	4	8	12



RYAN MANTHA

SELECTED **FOURTH ROUND, 104TH OVERALL**

DEFENSEMAN

HEIGHT **6'4"** WEIGHT **225** SHOOTS **RIGHT**
BORN **JUN 18, 1996** BIRTHPLACE **CLARKSON, MI**

2013-14 NOTES: Split the season between the Sioux City Musketeers and the Indiana Ice of the United States Hockey League (USHL) ... Established USHL career-highs in games played (53), goals (three), assists (12), and points (15) ... Recorded three assists on February 7 at Cedar Rapids ... Registered three assists in 10 playoff games while helping Indiana capture the Clark Cup ... Tied for third among defensemen on the team in assists and tied for fourth among defensemen on the team in points (three) in the playoffs.

SCOUTING REPORT: Uses his size to play physical in the defensive zone ... Possesses solid puck-handling skills ... Makes a solid first pass coming out of his own zone

BACKGROUND: His uncle, Moe Mantha, played in 656 NHL games from 1980-1992 ... Represented Team USA at the 2013 Ivan Hlinka Memorial Cup.

QUOTEBOOK: "He was instrumental in helping Indiana win the Clark Cup. He is a good skater for a player his size, and has great size and strength." – Director of Player Personnel, Gordie Clark

			REGULAR SEASON					PLAYOFFS				
SEASON	TEAM	LEAGUE	GP	G	A	PTS	PIM	GP	G	A	PTS	PIM
2013-14	Sioux City	USHL	29	1	5	6	51	-	-	-	-	-
	Indiana	USHL	24	2	7	9	20	10	0	3	3	11



IGOR SHESTERKIN

SELECTED **FOURTH ROUND, 118TH OVERALL**

GOALTENDER

HEIGHT **6'1"** WEIGHT **187** CATCHES **LEFT**
BORN **DEC 30, 1995** BIRTHPLACE **MOSCOW, RUSSIA**

2013-14 NOTES: Split the season between MHK Spartak of the Junior Hockey League (MHL) and Spartak Moscow of the Kontinental Hockey League (KHL) ... Posted a 14-5-4 record, along with a 1.42 GAA, a .947 SV%, and five shutouts in 23 regular season appearances with MHK Spartak ... Registered a 12-7 record in 19 playoff games, along with a 1.75 GAA, a .937 SV%, and four shutouts to help MHK Spartak win the MHL Championship.

SCOUTING REPORT: Moves very well laterally ... Possesses a great glove and tremendous reflexes ... Exceptional stickhandling ability.

BACKGROUND: Was ranked seventh among European goaltenders heading into the 2014 NHL Entry Draft ... Was the starting goaltender for Russia at the 2013 Under-18 World Junior Championship ... Named MHL Goaltender of the Month for September of 2013.

QUOTEBOOK: "He is a very confident goalie; he is calm and doesn't panic. He was the main reason why MHK Spartak won the MHL Championship." – Amateur Scout, Vladimir Lutchenko

			REGULAR SEASON							PLAYOFFS					
SEASON	TEAM	LEAGUE	GP	W	L	OT	SO	SV%	GAA	GP	W	L	SO	SV%	GAA
2013-14	Spartak Moscow	KHL	9	1	5	2	1	.903	2.80	-	-	-	-	-	-
	MHK Spartak	MHL	23	14	5	4	4	.947	1.42	19	12	7	4	.937	1.75



RICHARD NEJEZCHLEB

SELECTED **FIFTH ROUND, 122ND OVERALL**

RIGHT WING

HEIGHT **6'2"** WEIGHT **203** SHOOTS **LEFT**
BORN **MAY 2, 1994** BIRTHPLACE **PRAGUE, CZECH REPUBLIC**

2013-14 NOTES: Established WHL career-highs in games played (66), goals (32), assists (25), and points (57) ... Led Brandon in goals and ranked fifth on the team in points ... Registered nine points (five goals, four assists) in nine playoff games ... Tied for the team lead in goals and ranked third on the team in points in the playoffs.

SCOUTING REPORT: Skilled forward with quick feet ... Possesses good hockey instincts and plays at a good pace.

BACKGROUND: Entered the 2014 NHL Draft ranked 50th overall among North American skaters ... Enjoys playing darts, watching movies, and bowling ... His favorite actor is Sylvester Stallone ... His favorite pre-game meal is pasta with salmon.

QUOTEBOOK: "He has potential to be an effective offensive winger in the NHL. His biggest assets are his size and scoring ability, and he elevated his game in order to help his junior team reach the playoffs last season." – Amateur Scout, Tom Thompson

			REGULAR SEASON					PLAYOFFS				
SEASON	TEAM	LEAGUE	GP	G	A	PTS	PIM	GP	G	A	PTS	PIM
2013-14	Brandon	WHL	66	32	25	57	75	9	5	4	9	13

DANIEL WALCOTT

SELECTED **FIFTH ROUND, 140th OVERALL**

DEFENSEMAN

HEIGHT **5'11"** WEIGHT **161** SHOOTS **LEFT**
BORN **FEB 19, 1994** BIRTHPLACE **ILE PEROT, QC**

2013-14 NOTES: Ranked second among Blainville-Boisbriand defensemen in goals (10), assists (29), and points (39) ... Made his QMJHL debut on Sept. 13 vs. Sherbrooke ... Tallied his first QMJHL point with a goal on Sept. 20 at Sherbrooke ... Registered a point in 17 of 18 games from Nov. 29 at Drummondville to Jan. 12 vs. Saint John (five goals, 15 assists over the span) ... Tallied four goals and six assists in 19 playoff games ... Led all defensemen on Blainville-Boisbriand in goals and points, and ranked second among team defensemen in assists in the playoffs ... Made his QMJHL playoff debut on Mar. 20 vs. Moncton ... Tallied his first career QMJHL playoff point with an assist on Mar. 21 vs. Moncton.

SCOUTING REPORT: Has exceptional skating ability ... Possesses a strong transition game ... Makes a solid first pass coming out of his own defensive zone

BACKGROUND: Represented the QMJHL All-Stars in the Jr. Super Series ... Played high school hockey at New Trier High School in Chicago, and college hockey at Lindenwood University in St. Louis.

QUOTEBOOK: "Daniel's determination stands out when he's on the ice, and with his skill level he can provide solid plays in both zones and all situations." – Amateur Scout, Daniel Dore

			REGULAR SEASON					PLAYOFFS				
SEASON	TEAM	LEAGUE	GP	G	A	PTS	PIM	GP	G	A	PTS	PIM
2013-14	Blainville-Boisbriand	QMJHL	67	10	29	39	71	19	4	6	10	18



TYLER NANNE

SELECTED **FIFTH ROUND, 142ND OVERALL**

DEFENSEMAN

HEIGHT **5'10"** WEIGHT **174** SHOOTS **RIGHT**
BORN **MAR 17, 1996** BIRTHPLACE **EDINA, MN**

2013-14 NOTES: Skated in 25 games with Edina High School in Minnesota, registering seven goals and 20 assists for 27 points, along with 41 penalty minutes ... Recorded 11 points (five goals, six assists) in five playoff games with Edina ... Tied for the team lead in goals and ranked second on the team in points in the playoffs ... Tallied two assists and recorded four penalty minutes in four games with the Sioux Falls Stampede of the United States Hockey League (USHL).

SCOUTING REPORT: Mobile, puck moving defenseman ... Likes to join the rush and contribute offensively ... Calm demeanor when under pressure

BACKGROUND: He is the grandson of former NHL player, coach, and general manager Lou Nanne ... Committed to play at Ohio State University next season.

QUOTEBOOK: "He has all the assets to be an effective player at his size. He is a strong-bodied individual, a good skater, and has the hands and creativity to be a solid offensive defenseman." – Director of Player Personnel, Gordie Clark.

			REGULAR SEASON					PLAYOFFS				
SEASON	TEAM	LEAGUE	GP	G	A	PTS	PIM	GP	G	A	PTS	PIM
2013-14	Edina High	USHS	25	7	20	27	41	5	5	6	11	11
	Team Southwest	USHS	20	2	6	8	18	3	0	3	3	4
	Sioux Falls	USHL	4	0	2	2	4	3	0	0	0	0
	U.S. Nat'l U18 Team	USDP	1	0	0	0	2	-	-	-	-	-

2014-15 NEW YORK RANGERS ROSTER

PLAYER: FORWARDS	HEIGHT	WEIGHT	SHOOTS	BIRTHPLACE
Bourque, Chris	5'8"	174	Left	Boston, Massachusetts
Bourque, Ryan	5'9"	185	Left	Boxford, Massachusetts
Brassard, Derick	6'1"	202	Left	Hull, Quebec
Fast, Jesper	6'0"	185	Right	Nassjo, Sweden
Glass, Tanner	6'1"	210	Left	Regina, Saskatchewan
Hagelin, Carl	6'0"	186	Left	Sodertalje, Sweden
Haggerty, Ryan	6'0"	200	Right	Stamford, Connecticut
Hayes, Kevin	6'5'	225	Left	Dorchester, Massachusetts
Hrivik, Marek	6'2"	200	Left	Cadca, Slovakia
Kantor, Michael	6'1"	196	Right	Lake Forest, Illinois
Kreider, Chris	6'3"	226	Left	Boxford, Massachusetts
Kristo, Danny	6'0"	195	Right	Edina, Minnesota
Lindberg, Oscar	6'1"	190	Left	Skelleftea, Sweden
Lombardi, Matthew	5'11"	195	Left	Montreal, Quebec
Malone, Ryan	6'4"	224	Left	Pittsburgh, Pennsylvania
McCarthy, Chris	6'1"	206	Right	Collegeville, Pennsylvania
Miller, J.T.	6'1"	205	Left	East Palestine, Ohio
Moore, Dominic	6'0"	192	Left	Thornhill, Ontario
Mueller, Chris	5'11"	210	Right	West Seneca, New York
Nash, Rick	6'4"	213	Left	Brampton, Ontario
Nicholls, Josh	6'2"	189	Right	Richmond, British Columbia
St. Croix, Michael	5'11"	180	Right	Winnipeg, Manitoba
St. Louis, Martin	5'8"	180	Left	Laval, Quebec
Stempniak, Lee	5'11"	196	Right	West Seneca, New York
Stepan, Derek	6'0"	196	Right	Hastings, Minnesota
Tarnasky, Nick	6'2"	230	Left	Rocky Mountain House, Alberta
Yogan, Andrew	6'3"	204	Left	Coral Springs, Florida
Zuccarello, Mats	5'7"	179	Left	Oslo, Norway

PLAYER: DEFENSEMEN	HEIGHT	WEIGHT	SHOOTS	BIRTHPLACE
Allen, Conor	6'1"	210	Left	Chicago, Illinois
Bodie, Mat	6'0"	175	Left	East St. Paul, Manitoba
Boyle, Dan	5'11"	190	Right	Ottawa, Ontario
Girardi, Dan	6'1"	203	Right	Welland, Ontario
Hughes, Tommy	6'2"	225	Right	London, Ontario
Hunwick, Matt	5'11"	190	Left	Warren, Michigan
Kampfer, Steven	5'11"	192	Right	Ann Arbor, Michigan
Klein, Kevin	6'1"	199	Right	Kitchener, Ontario
Kostka, Michael	6'1"	210	Right	Etobicoke, Ontario
McDonagh, Ryan	6'1"	216	Left	St. Paul, Minnesota
McIlrath, Dylan	6'5"	230	Right	Winnipeg, Manitoba
Moore, John	6'3"	202	Left	Winnetka, Illinois
Noreau, Samuel	6'5"	227	Right	Montreal, Quebec
Staal, Marc	6'4"	207	Left	Thunder Bay, Ontario

PLAYER: GOALTENDERS	HEIGHT	WEIGHT	CATCHES	BIRTHPLACE
Desjardins, Cedrick	6'0"	192	Left	Edmundston, Alberta
Lundqvist, Henrik	6'1"	188	Left	Are, Sweden
Missiaen, Jason	6'8"	206	Left	Chatham, Ontario
Talbot, Cam	6'3"	195	Left	Caledonia, Ontario

2014-15 NEW YORK RANGERS ROSTER

BIRTHDATE	2013-2014 TEAM	GP	G	A	PTS	PIM
1/29/86	Ak Bars Kazan (KHL)	11	2	0	2	6
	EHC Biel (NLA)	21	6	7	13	14
1/3/91	Hartford (AHL)	74	21	16	37	22
9/22/87	Rangers (NHL)	81	18	27	45	46
12/2/91	Rangers (NHL)	11	0	0	0	2
	Hartford (AHL)	48	17	17	34	30
11/29/83	Penguins (NHL)	67	4	9	13	90
8/23/88	Rangers (NHL)	72	17	16	33	44
3/4/93	Rensselaer Polytechnic Institute (NCAA/ECAC)	35	28	15	43	42
5/8/92	Boston College (NCAA/Hockey East)	40	27	38	65	16
8/28/91	Hartford (AHL)	74	13	14	27	22
	Slovakia (World Championship)	6	0	0	0	0
2/2/92	Hartford (AHL)	27	0	0	0	113
	Greenville (ECHL)	3	0	3	3	12
4/30/91	Rangers (NHL)	66	17	20	37	72
	Hartford (AHL)	6	2	2	4	16
6/18/90	Hartford (AHL)	65	25	18	43	18
10/29/91	Hartford (AHL)	75	18	26	44	58
3/18/82	Genève-Servette (NLA)	46	20	30	50	54
12/1/79	Lightning (NHL)	57	5	10	15	67
7/30/91	Hartford (AHL)	8	1	0	1	2
	University of Vermont (NCAA/Hockey East)	38	18	24	42	12
3/14/93	Rangers (NHL)	30	3	3	6	18
	Hartford (AHL)	41	15	27	42	47
8/3/80	Rangers (NHL)	73	6	12	18	18
3/6/86	Stars (NHL)	9	0	0	0	0
	Texas (AHL)	60	25	32	57	29
6/16/84	Rangers (NHL)	65	26	13	39	36
	Canada (OLYMPICS)	6	0	1	1	2
4/27/92	Hartford (AHL)	6	0	0	0	0
	Greenville (ECHL)	63	20	22	42	20
4/10/93	Hartford (AHL)	13	0	0	0	2
	Greenville (ECHL)	53	17	31	48	12
6/18/75	Lightning (NHL)	62	29	32	61	6
	Rangers (NHL)	19	1	7	8	4
	Canada (OLYMPICS)	5	0	0	0	2
2/4/83	Flames (NHL)	52	8	15	23	28
	Penguins (NHL)	21	4	7	11	4
6/18/90	Rangers (NHL)	82	17	40	57	18
	United States (OLYMPICS)	1	0	0	0	0
11/25/84	Hamilton (AHL)	76	13	9	22	144
12/4/91	Hartford (AHL)	40	5	4	9	50
	Greenville (ECHL)	16	7	8	15	22
9/1/87	Rangers (NHL)	77	19	40	59	32
	Norway (OLYMPICS)	3	0	0	0	2

BIRTHDATE	2013-2014 TEAM	GP	G	A	PTS	PIM
1/31/90	Rangers (NHL)	3	0	0	0	0
	Connecticut (AHL)	72	6	25	31	71
3/7/90	Union (NCAA/ECAC)	40	8	31	39	57
7/12/76	Sharks (NHL)	75	12	24	36	32
4/29/84	Rangers (NHL)	81	5	19	24	16
4/7/92	Hartford (AHL)	72	2	7	9	34
5/21/85	Avalanche (NHL)	1	0	0	0	0
	Lake Erie (AHL)	52	10	21	31	33
9/24/88	Iowa (AHL)	69	6	20	26	48
12/13/84	Predators (NHL)	47	1	2	3	21
	Rangers (NHL)	30	1	5	6	0
11/28/85	Blackhawks (NHL)	9	2	1	3	8
	Lightning (NHL)	19	2	6	8	0
	Rockford (AHL)	2	0	1	1	2
6/13/89	Rangers (NHL)	77	14	29	43	36
	United States (OLYMPICS)	6	1	1	2	0
4/20/92	Rangers (NHL)	2	0	0	0	7
	Hartford (AHL)	62	6	11	17	165
11/19/90	Rangers (NHL)	74	4	11	15	25
1/31/93	Hartford (AHL)	5	0	0	0	6
	Greenville (ECHL)	61	1	9	10	90
1/13/87	Rangers (NHL)	72	3	11	14	24

BIRTHDATE	2013-2014 TEAM	GP	W	L	OT	GAA
9/30/85	Lightning (NHL)	1	0	1	0	6.67
	Syracuse (AHL)	35	9	18	4	2.81
3/2/82	Rangers (NHL)	63	33	24	5	2.36
	Sweden (OLYMPICS)	6	5	1	0	1.50
4/25/90	Hartford (AHL)	14	2	11	1	3.83
	Greenville (ECHL)	21	14	6	1	2.76
7/5/87	Rangers (NHL)	21	12	6	1	1.64
	Hartford (AHL)	5	4	0	1	2.49

HOW THE RANGERS WERE BUILT

Conor Allen	Signed as an undrafted free agent on March 29, 2013.
Mat Bodie	Signed as an undrafted free agent on April 15, 2014.
Chris Bourque	Signed as a free agent on July 2, 2014.
Ryan Bourque	Rangers third round choice, 80th overall, in the 2009 NHL Entry Draft.
Dan Boyle	Signed as a free agent on July 1, 2014.
Derick Brassard	From the Columbus Blue Jackets with John Moore and Derek Dorsett and a sixth round pick in the 2014 NHL Entry Draft in exchange for Marian Gaborik, Steven Delisle, and Blake Parlett on April 3, 2013.
Cedrick Desjardins	Signed as a free agent on July 1, 2014.
Jesper Fast	Rangers sixth round choice, 157th overall, in the 2010 NHL Entry Draft.
Dan Girardi	Signed as an undrafted free agent on July 1, 2006.
Tanner Glass	Signed as a free agent on July 1, 2014.
Carl Hagelin	Rangers sixth round choice, 168th overall, in the 2007 NHL Entry Draft.
Ryan Haggerty	Signed as an undrafted free agent on March 12, 2014.
Kevin Hayes	Signed as a free agent on August 20, 2014.
Marek Hrivik	Signed as an undrafted free agent on May 30, 2012.
Tommy Hughes	Signed as an undrafted free agent on April 1, 2013.
Matt Hunwick	Signed as a free agent on July 1, 2014.
Steven Kampfer	Signed as a free agent on July 1, 2014.
Michael Kantor	Signed as an undrafted free agent on April 18, 2013.
Kevin Klein	From the Nashville Predators in exchange for Michael Del Zotto on January 22, 2014.
Michael Kostka	Signed as a free agent on July 1, 2014.
Chris Kreider	Rangers first round choice, 19th overall, in the 2009 NHL Entry Draft.
Danny Kristo	From the Montreal Canadiens in exchange for Christian Thomas on July 2, 2013.
Oscar Lindberg	From the Phoenix Coyotes in exchange for Ethan Werek on May 8, 2011.
Matthew Lombardi	Signed as a free agent on July 16, 2014.
Henrik Lundqvist	Rangers seventh round choice, 205th overall, in the 2000 NHL Entry Draft.
Ryan Malone	Signed as a free agent on September 11, 2014.
Chris McCarthy	Signed as an undrafted free agent on March 31, 2014.
Ryan McDonagh	From the Montreal Canadiens with Chris Higgins, Pavel Valentenko, and Doug Janik in exchange for Scott Gomez, Tom Pyatt, and Mike Busto on June 30, 2009.
Dylan McIlrath	Rangers first round choice, 10th overall, in the 2010 NHL Entry Draft.
J.T. Miller	Rangers first round choice, 15th overall, in the 2011 NHL Entry Draft.
Jason Missiaen	Signed as a free agent on March 24, 2011.
Dominic Moore	Signed as a free agent on July 5, 2013.
John Moore	From the Columbus Blue Jackets with Derick Brassard, Derek Dorsett, and a sixth round pick in the 2014 NHL Entry Draft in exchange for Marian Gaborik, Steven Delisle, and Blake Parlett on April 3, 2013.
Chris Mueller	Signed as a free agent on July 1, 2014.
Rick Nash	From the Columbus Blue Jackets with Steven Delisle and a third round pick in the 2013 NHL Entry Draft in exchange for Artem Anisimov, Brandon Dubinsky, Tim Erixon, and a first round pick in the 2013 NHL Entry Draft on July 23, 2012.
Josh Nicholls	Signed as a free agent on March 5, 2013.
Samuel Noreau	Rangers fifth round choice, 136th overall, in the 2011 NHL Entry Draft.
Michael St. Croix	Rangers fourth round choice, 106th overall, in the 2011 NHL Entry Draft.
Martin St. Louis	From the Tampa Bay Lightning in exchange for Ryan Callahan, a first round pick in the 2014 NHL Entry Draft, and a first round pick in the 2015 NHL Entry Draft on March 5, 2014.
Marc Staal	Rangers first round choice, 12th overall, in the 2005 NHL Entry Draft.
Lee Stempniak	Signed as a free agent on July 19, 2014.
Derek Stepan	Rangers second round choice, 51st overall, in the 2008 NHL Entry Draft.
Cam Talbot	Signed as an undrafted free agent on March 30, 2010.
Nick Tarnasky	Signed as a free agent on July 3, 2014.
Andrew Yogan	Rangers fourth round choice, 100th overall, in the 2010 NHL Entry Draft.
Mats Zuccarello	Signed as a free agent on March 28, 2013.

HARTFORD WOLF PACK

14|15 HARTFORD WOLF PACK SCHEDULE

THIS IS HARTFORD HOCKEY

HARTFORDWOLFPACK.COM • 855-762-6451

OCTOBER

SUN	MON	TUE	WED	THU	FRI	SAT
			1	2	3	4
5	6	7	8	9	10	11
SYR 12 5PM	13	14	15	16	17	POR 18 7PM
HER 19 3PM	20	WOR 21 7PM	22	23	ALB 24 7PM	ALB 25 5PM
NOR 26 3PM	27	28	29	30	31	

NOVEMBER

SUN	MON	TUE	WED	THU	FRI	SAT
						LV 1 7:05PM
WOR 2 3PM	3	4	ALB 5 11AM	6		HER 8 7PM
HER 9 5PM	10	11	12	13	BRI 14 7PM	BRI 15 7PM
MCH 16 3PM	17	18	SYR 19 7PM	20	PRO 21 7:05PM	BRI 22 7:30PM
23	24	25	ALB 26 7PM	27	NOR 28 7PM	BRI 29 7PM

HOME AWAY

DECEMBER

SUN	MON	TUE	WED	THU	FRI	SAT
	1	2	3	4	SYR 5 7PM	SPR 6 7PM
BNG 7 3PM	8	9	10	ALB 11 7PM	WOR 12 7PM	13
BRI 14 3PM	15	16	17	18	SYR 19 7PM	LV 20 5PM
21	22	23	24	25	SPR 26 7PM	POR 27 7PM
28	29	30	POR 31 7PM			

JANUARY

SUN	MON	TUE	WED	THU	FRI	SAT
				1	STJ 2 7PM	STJ 3 7PM
4	5	6	7	8	SYR 9 7PM	SPR 10 7PM
BRI 11 3PM	12	13	14	15	NOR 16 7:30PM	NOR 17 7:15PM
18	19	20	PRO 21 7PM	22	SPR 23 7PM	SYR 24 7PM
25	26	27	28	29	BRI 30 7PM	SPR 31 7PM

Pink in the Rink

FEBRUARY

SUN	MON	TUE	WED	THU	FRI	SAT
1	2	3	SYR 4 7PM	5	6	BRI 7 7PM
8	9	STJ 10 6PM	STJ 11 6PM	12	13	ALB 14 7:30PM
ALB 15 3PM	16	POR 17 7PM	18		SPR 20 7PM	LV 21 7:05PM
WBS 22 3PM	23	24	25	26	MCH 27 7PM	WBS 28 7PM

MARCH

SUN	MON	TUE	WED	THU	FRI	SAT
1	2	3	4	5	WOR 6 7:30PM	HER 7 7PM
MCH 8 3PM	9	10	11	12	SPR 13 7PM	BNG 14 7:05PM
WBS 15 4:05PM	16	17	18	19	LV 20 7PM	SPR 21 7PM
ALB 22 3PM	23	24	25	26	PRO 27 7PM	SPR 28 7PM
29	30	31				

APRIL

SUN	MON	TUE	WED	THU	FRI	SAT
			WBS 1 7:05PM	2	SYR 3 7PM	MCH 4 7PM
5	6	7	8	9	SPR 10 7PM	ALB 11 7PM
PRO 12 3:05PM	13	14	15	16	BRI 17 7PM	ALB 18 5PM
BRI 19 3PM	20	21	22	23	24	25
26	27	28	29	30		

Times listed are Eastern.

ALB	Albany Devils	POR	Portland Pirates
BRI	Bridgeport Sound Tigers	PRO	Providence Bruins
BNG	Binghamton Senators	SPR	Springfield Falcons
HER	Hershey Bears	STJ	St. John's IceCaps
LV	Lehigh Valley Phantoms	SYR	Syracuse Crunch
MCH	Manchester Monarchs	WBS	W-B/Scranton Penguins
NOR	Norfolk Admirals	WOR	Worcester Sharks

XL CENTER

/HARTFORDWOLFPACK @WOLFPACKAHL /HARTFORD_WOLFPACK HARTFORDWOLFPACK.COM

HARTFORD WOLF PACK TEAM PERSONNEL, 2014-15

EXECUTIVE MANAGEMENT

President and General Manager, New York Rangers/Governor, Hartford Wolf Pack	Glen Sather
General Manager, Hartford Wolf Pack	Jim Schoenfeld
General Manager, XL Center	Chris Lawrence
Assistant General Manager, XL Center	Casey Heverling

HOCKEY CLUB PERSONNEL

Head Coach	Ken Gernander
Assistant Coach	Jeff Beukeboom
Assistant Coach	Pat Boller
Strength and Conditioning Coordinator	Mark Cesari
Equipment Manager	Russell Holdredge
Assistant Equipment Manager	Craig Lewis

FRONT OFFICE

Vice-President, Corporate Sales	Bryan Dooley
Director of Sales	Ilkka Kortesluoma
Director of Business Development	Adam Goldberg
Director of Finance	Jeffrey McGarr
Director of Corporate Sales	Eric Horn
Director of Premium Seating	Allyson Boal
Director of Operations	Peter Miller
Director of Marketing, XL Center	Erin Bilton
Director of Broadcasting & Public Relations	Bob Crawford
Community Relations Manager	Franky Berrian
Corporate Sales Manager	Rose LeBlanc
Box Office Manager	Ruth Clarke-Olen
Assistant Box Office Manager	Paige Stouch
Account Executive	Dustin Boucher
Account Executive	Craig Cugno
Account Executive	Christopher Hart
Account Executive	Courtney Perzan
Account Executive	Dave Romeiko
Inside Sales Associate	Mark Girardi
Executive Assistant	Elyse Vernile
Graphic Designer	Gary Goldberg-O'Maxfield

KEN GERNANDER

Head Coach | Ken Gernander was named head coach of the Hartford Wolf Pack on July 23, 2007, becoming the fifth head coach in franchise history.

Gernander, 45, previously served as an assistant coach of the Wolf Pack for two seasons after concluding an illustrious 14-year playing career in April of 2005. A member of the Rangers organization since signing as a free agent in 1994, Gernander served as captain of the club's top minor league affiliate in each of his last 10 years on the ice (all eight years in Hartford, plus the final two seasons in Binghamton).

The native of Coleraine, Minnesota accumulated 637 points (300 goals, 337 assists) in 986 games with the Fort Wayne Komets of the International Hockey League (IHL) and the Moncton Hawks, Binghamton Rangers and Hartford Wolf Pack of the American Hockey League (AHL). Gernander retired as the highest-scoring American-born player (293-331-624) in AHL history and ranked eighth all-time in AHL games played (973). He is the Wolf Pack all-time franchise recordholder in games-played (599) and playoff games-played (78). Gernander also ranks second all-time in goals (160), assists (187) and points (347) in Wolf Pack franchise history. In Calder Cup playoff action, he has recorded 27 goals and 29 assists for 56 points, along with 20 penalty minutes in his 123 career post-season games. On April 26, 2005, he established a new AHL record (since surpassed) for most playoff game appearances when he skated in his 121st post-season outing vs. Lowell, surpassing Fred Glover.

A three-time AHL All-Star, Gernander also captained the 1999 PlanetUSA team at the AHL All-Star Classic in Philadelphia. He was twice voted recipient of the Fred T. Hunt Memorial Award for sportsmanship, determination and dedication to hockey in 1996 and 2004. As a member of the Wolf Pack, he was voted team MVP in 1998 and recipient of the "Bob Girouard Memorial Character" award in 2002, best defensive forward in 2002 and an American Specialty/AHL Man of the Year nominee in 2004.

A four-year letterman at the University of Minnesota, Gernander was originally drafted by Winnipeg with the 96th overall choice in the 1987 NHL Entry Draft. For his NHL career, he skated in 12 contests, all with the Rangers, registering two goals and three assists for five points, along with 15 penalty minutes. In addition, Gernander appeared in 15 Stanley Cup playoff games for New York.

He and his wife, Kerby, have one son, Micah, and two daughters, McKenna and Miranda.

			REGULAR SEASON					PLAYOFFS			
SEASON	TEAM	LEAGUE	GC	W	L	OT	PTS%	GC	W	L	WIN%
2007-08	Hartford	AHL	80	50	20	10	.688	5	1	4	.200
2008-09	Hartford	AHL	80	46	27	7	.619	6	2	4	.333
2009-10	Hartford	AHL	80	36	33	11	.519	-	-	-	-
2010-11	Hartford/Connecticut	AHL	80	40	32	8	.550	6	2	4	.333
2011-12	Connecticut	AHL	76	36	26	14	.566	9	5	4	.556
2012-13	Connecticut	AHL	76	35	32	9	.520	-	-	-	-
2013-14	Hartford	AHL	76	37	32	7	.533	-	-	-	-
	AHL TOTALS		548	280	202	66	.571	26	10	16	.385

PAT BOLLER

Assistant General Manager and Assistant Coach | Pat Boller enters his eighth season behind the Wolf Pack bench as an assistant coach. In his role, Boller serves the team as a bench coach and video analyst.

Boller, 41, joined Hartford after serving nine years in the Rangers organization as a Coaches Assistant and Director of Operations, Madison Square Garden Training Center. In this capacity, he worked closely with Video Analyst Jerry Dineen to prepare video, as well as assisting with pre-scouting and tracking statistics. Additionally, Boller helped coordinate team travel and scheduling.

Boller was also instrumental in organizing and assisting with summer prospect and development camps, working closely with Rangers' prospects on and off the ice. The summer months also involved setting up player rehab and offseason programs in preparation for the coming season.

A former college hockey player and assistant captain at SUNY Potsdam, Boller was a member of the coaching staff at Manhattanville College in Purchase, New York. During his tenure, Manhattanville won the ECAC Championship three-straight seasons (2005, 2006 and 2007). He also helped lead Manhattanville to an appearance in the Division III Final Eight in 2005 and 2006, and a Final Four appearance in 2007. The Queens, New York native made it to the international stage in 2006 as Video Coach for USA Hockey at the World Junior Championship in Vancouver, British Columbia, serving under Head Coach Walt Kyle. He also went on to coach at the USA Select 15 Festival in 2006 and 2007.

Boller and his wife, Claudia, reside in Danbury, Connecticut with their sons, Kyle and Jack.

JEFF BEUKEBOOM

Assistant Coach | Jeff Beukeboom begins his third season with the Wolf Pack coaching staff after being named Assistant Coach on July 6, 2012. He arrived in Hartford after spending the previous three seasons as an assistant coach with the Sudbury Wolves of the Ontario Hockey League (OHL). In 2011-12, his final season with the Wolves, he helped guide Sudbury to a 36-26-4-2 record for 78 points, a 16-point improvement over their 2010-11 record.

Prior to joining Sudbury, Beukeboom served as an assistant coach with the Barrie Colts (OHL) for the 2008-09 season. He began his coaching career in 2003-04 as an assistant coach for the Toronto Roadrunners (AHL). In 2005, Beukeboom became President and part-owner of the Lindsay Muskies of the Ontario Provincial Junior "A" Hockey League (OJHL).

Beukeboom, 49, has won four Stanley Cups, including one as a member of the Rangers in 1994. The defenseman skated in 804 career regular season games in 13 NHL seasons with the Rangers and Edmonton Oilers, registering 30 goals and 129 assists for 159 points, along with 1,890 penalty minutes and a plus-114 rating.

The Ajax, Ontario native was originally selected by Edmonton in the first round, 19th overall of in the 1983 NHL Entry Draft. He began his career with Edmonton in 1986-87, where he captured the Stanley Cup in three of his first four seasons. In 1987-88, he established career-highs in assists (20), points (25), and plus/minus rating (plus-27). Beukeboom also tallied three goals and 16 assists, along with 197 penalty minutes and a plus-17 rating in 99 career playoff contests with the Rangers and Oilers.

Beukeboom recorded 18 goals and 72 assists for 90 points, along with 1,157 penalty minutes and a plus-63 rating in 520 regular season games over eight seasons with the Rangers. He was traded to the Blueshirts in exchange for David Shaw on November 12, 1991, as part of the October 4, 1991 deal that sent Mark Messier to Broadway. Beukeboom notched a career-high, eight goals, during the 1993-94 season. He went on to set playoff career-highs in games played (22), assists/points (six), and plus/minus rating (plus-17) that postseason, while helping the Rangers win the Stanley Cup.

AMERICAN HOCKEY LEAGUE 2013-14 FINAL STANDINGS

	EASTERN CONFERENCE	GP	W	L	OTL	SL	PTS	PCT	GF	GA	STK	PIO	S/O	PIM
1	Manchester Monarchs	76	48	19	3	6	105	0.691	244	188	5-0-1-0	7-2-1-0	5-6	1005
2	Springfield Falcons	76	47	23	1	5	100	0.658	247	212	0-2-0-0	7-3-0-0	10-5	1255
3	Binghamton Senators	76	44	24	3	5	96	0.632	276	232	2-0-2-0	4-3-2-1	3-5	1481
4	St. John's IceCaps	76	46	23	2	5	99	0.651	258	207	3-0-0-0	5-2-1-2	4-5	1318
5	Albany Devils	76	40	23	5	8	93	0.612	220	193	5-0-0-0	6-2-1-1	7-8	1045
6	Wilkes-Barre/Scranton Penguins	76	42	26	3	5	92	0.605	206	185	0-3-0-0	6-4-0-0	4-5	1532
7	Providence Bruins	76	40	25	2	9	91	0.599	233	210	0-1-0-0	6-2-0-2	11-9	1103
8	Norfolk Admirals	76	40	26	3	7	90	0.592	201	192	0-1-0-0	6-3-1-0	10-7	1394
9	Hershey Bears	76	39	27	5	5	88	0.579	221	213	1-0-0-0	6-2-1-1	7-5	1330
10	**Hartford Wolf Pack**	**76**	**37**	**32**	**1**	**6**	**81**	**0.533**	**202**	**220**	**2-0-0-0**	**9-1-0-0**	**6-6**	**1493**
11	Worcester Sharks	76	36	34	4	2	78	0.513	189	226	1-0-0-0	4-4-1-1	10-2	1278
12	Syracuse Crunch	76	31	32	4	9	75	0.493	198	232	1-0-0-0	4-3-0-3	3-9	1751
13	Adirondack Phantoms	76	30	38	2	6	68	0.447	182	225	0-1-1-0	5-2-1-2	4-6	1822
14	Bridgeport Sound Tigers	76	28	40	2	6	64	0.421	183	238	0-1-0-0	1-8-0-1	4-6	1832
15	Portland Pirates	76	24	39	3	10	61	0.401	222	284	0-7-1-2	0-7-1-2	5-10	1568

	WESTERN CONFERENCE	GP	W	L	OTL	SL	PTS	PCT	GF	GA	STK	PIO	S/O	PIM
1	Texas Stars	76	48	18	3	7	106	0.697	274	197	0-1-0-0	8-1-0-1	2-7	923
2	Chicago Wolves	76	45	21	5	5	100	0.658	239	191	4-0-0-0	6-2-0-2	8-5	1026
3	Toronto Marlies	76	45	25	2	4	96	0.632	223	202	1-0-0-0	5-5-0-0	5-4	1644
4	Grand Rapids Griffins	76	46	23	2	5	99	0.651	238	187	0-1-0-1	5-4-0-1	5-5	945
5	Abbotsford Heat	76	43	25	5	3	94	0.618	237	215	6-0-0-1	8-1-0-1	5-3	966
6	Milwaukee Admirals	76	39	24	6	7	91	0.599	215	199	0-1-0-0	7-3-0-0	5-7	1211
7	Rochester Americans	76	37	28	6	5	85	0.559	216	217	0-1-0-0	7-2-0-1	3-5	1165
8	Oklahoma City Barons	76	36	29	2	9	83	0.546	239	256	2-0-0-0	6-2-0-2	4-9	1241
9	Rockford IceHogs	76	35	32	5	4	79	0.520	234	262	1-0-0-0	3-7-0-0	4-4	1159
10	Utica Comets	76	35	32	5	4	79	0.520	187	216	2-0-0-0	6-3-1-0	7-4	1092
11	Charlotte Checkers	76	37	36	1	2	77	0.507	228	241	0-3-0-0	4-6-0-0	4-2	1118
12	Lake Erie Monsters	76	32	33	1	10	75	0.493	197	232	2-0-0-0	4-4-1-1	8-10	1622
13	Hamilton Bulldogs	76	33	35	1	7	74	0.487	182	224	0-1-0-0	4-3-0-3	5-7	1350
14	San Antonio Rampage	76	30	37	3	6	69	0.454	206	235	0-2-0-0	3-7-0-0	12-6	1082
15	Iowa Wild	76	27	36	7	6	67	0.441	169	235	0-3-1-2	1-6-1-2	8-6	1221

HARTFORD WOLF PACK 2013-14 REGULAR SEASON SCORING

#	PLAYER		POS	GP	G	A	PTS	+/-	PIM	PP	SH	GW	SHOTS	SH%
25	Danny Syvret		D	76	9	37	46	6	34	4	2	0	149	6.0
16	Oscar Lindberg		C	75	18	26	44	2	58	4	2	4	183	9.8
29	Danny Kristo		RW	65	25	18	43	0	18	7	0	5	146	17.1
10	J.T. Miller		C	41	15	28	43	10	47	3	1	0	128	11.7
44	Aaron Johnson		D	75	4	36	40	-2	70	3	1	0	153	2.6
9	Ryan Bourque		LW	74	21	16	37	16	22	7	1	2	158	13.3
27	Jesper Fast		RW	48	17	17	34	14	30	8	0	6	76	22.4
28	T.J. Hensick		C	42	11	23	34	5	0	1	0	0	81	13.6
4	Conor Allen		D	72	6	25	31	-4	71	2	0	0	114	5.3
15	Marek Hrivik		LW	74	13	14	27	2	22	5	1	2	119	10.9
17	Darroll Powe		LW	73	13	11	24	-3	106	0	1	2	102	12.7
18	Micheal Haley		LW	53	7	11	18	3	131	0	0	0	76	9.2
8	Dylan McIlrath		D	62	6	11	17	2	165	0	0	2	76	7.9
14	Kyle Beach	Total	RW	46	6	5	11	-7	68	0	1	1	73	8.2
		HFD	RW	39	2	5	7	-10	58	0	0	0	51	3.9
24	Brendon Nash		D	30	0	11	11	-3	35	0	0	0	33	0
6	Andrew Yogan		LW	40	5	5	10	-3	50	0	0	4	36	13.9
21	Shawn O'Donnell		RW	57	3	7	10	-7	85	0	0	0	66	4.5
5	Tommy Hughes		D	72	2	7	9	-5	34	0	0	0	61	3.3
48	Bretton Stamler		D	39	2	6	8	6	48	0	0	0	17	11.8
41	Stu Bickel		D	24	1	7	8	-1	85	0	0	0	33	3
23	Brandon Mashinter		LW	11	1	6	7	3	15	0	0	0	14	7.1
91	Brodie Dupont		C	26	1	5	6	-9	25	0	0	1	26	3.8
78	Akim Aliu	Total	RW	23	4	1	5	-9	25	0	0	1	38	10.5
		HFD	RW	9	1	0	1	-3	7	0	0	0	16	6.3
45	Arron Asham		RW	23	3	2	5	1	32	0	0	0	11	27.3
23	Justin Vaive		LW	27	1	4	5	5	31	0	0	0	35	2.9
20	Chris Kreider		LW	6	2	2	4	0	16	2	0	0	16	12.5
7	Kyle Jean		C	41	2	2	4	-5	29	0	0	0	43	4.7
22	Andrew Rowe		C	7	2	1	3	0	4	0	0	0	5	40
3	Sam Klassen		D	9	1	1	2	-4	2	0	0	0	10	10
39	Nick Latta		C	11	1	1	2	1	7	0	0	0	5	20.0
3	Chris McCarthy		F	8	1	0	1	1	2	1	0	0	14	7.1
51	Justin Baker		D	1	0	0	0	0	0	0	0	0	1	0
26	Mike Marcou		D	2	0	0	0	2	2	0	0	0	2	0
2	Samuel Noreau		D	5	0	0	0	-1	6	0	0	0	3	0
33	Cam Talbot		G	5	0	0	0	0	0	0	0	0	0	0
35	Jeff Malcolm		G	6	0	0	0	0	2	0	0	0	0	0
19	Josh Nicholls		RW	6	0	0	0	-4	0	0	0	0	9	0
40	Scott Stajcer		G	8	0	0	0	0	17	0	0	0	0	0
37	Michael St. Croix		RW	13	0	0	0	-5	2	0	0	0	14	0
31	Jason Missiaen		G	14	0	0	0	0	0	0	0	0	0	0
32	David LeNeveu	Total	G	23	0	0	0	0	0	0	0	0	0	0
		HFD	G	19	0	0	0	0	0	0	0	0	0	0
11	Michael Kantor		RW	27	0	0	0	-8	113	0	0	0	14	0
1	Dov Grumet-Morris	Total	G	39	0	0	0	0	2	0	0	0	0	0
		HFD	G	31	0	0	0	0	2	0	0	0	0	0
	BENCH			76	6	-	6	-	10	-	-	-	6	-
	TOTALS			76	202	345	547	2	1493	47	9	28	2103	9.6

#	GOALTENDER		GP	MINS	W	L	OT	SO	EN	GA	GAA	SA	SV	SV%
32	David LeNeveu	Total	23	1230:06:00	12	9	0	3	1	49	2.39	589	540	.917
		HFD	22	1170:42:00	12	8	0	3	1	48	2.46	568	520	.915
33	Cam Talbot		5	313:38:00	4	0	1	0	0	13	2.49	171	158	.924
40	Scott Stajcer		8	311:01:00	2	2	0	0	1	13	2.51	122	109	.893
1	Dov Grumet-Morris	Total	39	2187:33:00	17	15	5	1	4	92	2.52	1084	992	.915
		HFD	31	1705:33:00	16	9	4	1	1	69	2.43	845	776	.918
35	Jeff Malcolm		6	315:43:00	1	3	0	0	0	15	2.85	134	119	.888
31	Jason Missiaen		14	782:49:00	2	11	1	0	3	50	3.83	369	319	.864
	Empty Net		-	26:10:00	-	-	-	-	-	6	-	6	-	-
	TOTALS		76	4625:36:00	37	33	6	4	6	214	2.78	2215	2001	0.903

SAM ROSEN

TV PLAY-BY-PLAY | Sam Rosen has been calling play-by-play for the New York Rangers on MSG since 1984 and the words he uttered on June 14, 1994 – "This one will last a lifetime!" – will be celebrated forever by the nearly two million Rangers fans that tuned in that evening to watch the Rangers clinch the Stanley Cup for the first time in 54 years.

One of the most knowledgeable and thorough play-by-play personalities in sports, Rosen has called games alongside some of hockey's greatest minds, including Hall-of-Famer Phil Esposito, former Rangers goaltender John Davidson and current partner Joe Micheletti. His broadcasting expertise extends beyond hockey as he continues to call weekly football games for the NFL on FOX. Rosen has won two New York Emmy Awards for MSG's Rangers coverage and has been nominated eight times for achievement in play-by-play.

JOE MICHELETTI

TV ANALYST | Joe Micheletti was named MSG's New York Rangers television analyst in September 2006 after spending eight years serving in the same capacity for the New York Islanders on MSG+. Micheletti is also an analyst for NBC's coverage of the NHL.

Micheletti broke into broadcasting in 1985 as part of the St. Louis Blues radio team after an eight year professional hockey career. He held the position for two years before joining the Blues in 1987 as an assistant coach. After spending three years behind the bench, Micheletti returned to broadcasting in 1991 as the color analyst for the Minnesota North Stars. He then returned to St. Louis, this time as the television analyst for the Blues. 5 Winter Olympics with CBS, TNT and NBC. 17 Stanley Cup Finals, 13 NHL All- Star games, and World Cup Of Hockey. Micheletti was nominated in 1999 and most recently in 2008 for a New York Emmy Award in the category of "On-Camera Talent: Sports Analyst."

JOHN GIANNONE

TV REPORTER/PLAY-BY-PLAY | John Giannone is a host and reporter for MSG's Rangers telecasts, providing in-game analysis and commentary while conducting player interviews during intermission and pre- and post-game shows. Giannone joined MSG in 2002 and has worked in a number of roles, including play-by-play, host, anchor and reporter for a variety of games and programs on the network. Giannone is a two-time Emmy winner as part of the Rangers' coverage on MSG in 2007 and 2009.

Prior to joining MSG, Giannone was a field reporter for CNNSI and spent nine years as a writer covering the Islanders, Jets, Giants, and Mets for the NY Post and the Mets, Rangers and Yankees for The Daily News.

AL TRAUTWIG

TV STUDIO HOST/REPORTER | Al Trautwig has been a staple on MSG since he joined the network in 1989 and is currently the pregame, postgame and intermission host for the Rangers and Knicks home telecasts, and serves as an in-game reporter for Rangers home games. Trautwig is also host of MSG's weekly hockey show "HOCKEY NIGHT LIVE" and the Emmy Award-winning original program "MSG's Vault."

Trautwig's work has been recognized numerous times throughout his career. He won the New York Sportscaster of the Year award in 2000 and has received five New York Emmy Awards for sports writing (2012) and on-camera achievement (1996, 1997, 2000, and 2008). Trautwig has also been part of seven New York Emmy Award-winning teams at MSG for "Outstanding Live Sports Coverage: Series" – for the Yankees in 1999 and 2000; the Knicks in 1992, 1997 and 2011; and the Rangers in 1994 and 2009. In addition to his duties with MSG, Trautwig has been a part of the Olympic broadcast team 16 times, including at the 2012 Olympic Games in London, Sochi 2014 and Rio de Janeiro in 2016.

BILL PIDTO

STUDIO HOST | Bill Pidto joined MSG in 2009 and currently serves as a studio host for Rangers and Knicks road games, as well as the "MSG 150."

Prior to his work with MSG Networks, Pidto was an anchor at ESPN from 1993 to 2008 where he hosted "SportsSmash" in the inaugural year of ESPN2 and anchored "NHL 2Night," "NFL Primetime," "Baseball Tonight" and "SportsCenter" during his tenure. Pidto began his broadcasting career as a sports anchor and reporter for WVBR radio in Ithaca, New York. After graduating from Cornell in 1987, Pidto worked as a sports director in Binghamton, NY and as a sports anchor in Syracuse, NY.

MSG NETWORK TEAM

RON DUGUAY

STUDIO ANALYST | Ron Duguay joined MSG in 2007 as a studio analyst for coverage of the New York Rangers and the weekly hockey show "HOCKEY NIGHT LIVE." Duguay was selected by the Rangers with the 13th pick of the 1977 NHL Entry Draft and quickly made an impression by scoring 20 goals in his rookie year. In the 1981-82 season, Duguay recorded a career-high 40 goals and was selected to play in the NHL All-Star Game. Duguay played 12 years in the NHL with the Rangers, Red Wings, Penguins and Kings, totaling 864 career games, 274 goals and 346 assists for 620 points.

BRIAN LEETCH

STUDIO ANALYST | Brian Leetch returns to MSG this season as a studio analyst for coverage of the New York Rangers. He served in this capacity for MSG in 2012-13.

Leetch was honored on January 24, 2008, as the fifth Ranger and first defenseman to join the team's all-time legends when his No. 2 was retired at Madison Square Garden.

Often referred to as the best defenseman to ever wear the Blueshirt, Leetch was drafted by the Rangers as their first round selection, ninth overall, on June 21, 1986. After a sparkling 18-year career, 17 of which were with the Rangers, Leetch finished with 247 goals and 781 assists for 1,028 points while skating in 1,205 games. As a Ranger, Leetch rewrote every scoring record by a defenseman with 240 goals, 741 assists and 981 points. Additionally, his 741 assists rank first all-time amongst all skaters and only fellow Ranger great, Rod Gilbert, sits ahead of him on the Blueshirts' all-time scoring list.

KENNY ALBERT

RADIO PLAY-BY-PLAY | Kenny Albert, one of the most versatile sportscasters in the country, returns for his 19th season as the radio play-by-play voice of the Rangers. During a professional career that began in 1990, Albert has called all four major sports, as well as hockey at the last four Winter Olympics for NBC. He has also called five NFC Divisional playoff games, the 2007 and 2009 Sugar Bowls, 2008 Orange Bowl, 2008 Pro Bowl and 2011 Cotton Bowl for FOX; the "world feed" of Super Bowl XLVI in February 2012; and selected Knicks games on MSG Network. Albert called the 2014 NHL Western Conference Final, as well as Game 1 of the Stanley Cup Final, for NBC.

He is currently in his 21st season as a play-by-play announcer for the NFL on FOX. Albert has also called Major League Baseball on various FOX networks for the last 18 seasons. Albert called the Stanley Cup Finals on NHL Radio in 1994 and 1995, as well as five seasons of the NHL on FOX (1995-99). He has also called NHL regular season and playoff games on OLN, Versus, NBCSN and NBC. From 1992-95, Albert was the television voice of the Washington Capitals following two seasons as radio voice of the American Hockey League's Baltimore Skipjacks. He lives in New Jersey with wife Barbara and daughters Amanda and Sydney.

DAVE MALONEY

RADIO/TV ANALYST | Former New York Rangers captain and defenseman Dave Maloney has been working in the Rangers radio booth as an analyst for MSG since the 2005-06 season. He also serves as an analyst on "HOCKEY NIGHT LIVE."

At the age of 18, Maloney became the youngest player in Rangers history when he played his first game on December 18, 1974 and in 1978 became the youngest player to be named Rangers captain. After a decade in the NHL, Maloney took his first step into broadcasting by joining the Rangers radio crew while recovering from an injury during the 1984-85 season. He officially traded his skates for a microphone following the season and landed several broadcasting jobs in the years to follow, including with CTV in Canada, the Minnesota North Stars, Sports Channel and WFAN radio in New York.

DAN RONAYNE
Executive Vice President
& General Manager, MSG Networks

JEFF FILIPPI
Senior Vice President
& Executive Producer, MSG Networks

KEVIN MEININGER
Senior Coordinating Producer,
Remote Production, MSG Network

LARRY ROTH
TV Director, MSG Network

CHRIS EBERT
TV Producer, MSG Network

GARDEN of DREAMS

The Garden of Dreams Foundation works with The Madison Square Garden Company to positively impact the lives of children facing obstacles. Through ongoing programs that use the magic of MSG – including the Rangers, Knicks, Liberty, MSG Entertainment and MSG Networks – the Foundation develops strong, long-term relationships that truly change lives.

Since its inception in September 2006, Garden of Dreams has created thousands of once-in-a-lifetime experiences that have brought joy and happiness to more than 250,000 children and their families, including those facing homelessness, extreme poverty, illness and foster care.

For more information on the Garden of Dreams Foundation, please call 212-465-4170 or visit gardenofdreamsfoundation.org.

Henrik Lundqvist and Carl Hagelin pose for a picture during the Rangers' annual Casino Night to benefit the Garden of Dreams Foundation on March 3, 2014

2013-14

SEASON IN REVIEW

FINAL NHL STANDINGS

EASTERN CONFERENCE

ATLANTIC		GP	W	L	OT	ROW	GF	GA	PTS
Boston	(1)	82	54	19	9	51	261	177	117
Tampa Bay	(3)	82	46	27	9	38	240	215	101
Montreal	(4)	82	46	28	8	40	215	204	100
Detroit	(8)	82	39	28	15	34	222	230	93
Ottawa	(11)	82	37	31	14	30	236	265	88
Toronto	(12)	82	38	36	8	29	231	256	84
Florida	(15)	82	29	45	8	21	196	268	66
Buffalo	(16)	82	21	51	10	14	157	248	52

METROPOLITAN		GP	W	L	OT	ROW	GF	GA	PTS
Pittsburgh	(2)	82	51	24	7	44	249	207	109
NY Rangers	**(5)**	**82**	**45**	**31**	**6**	**41**	**218**	**193**	**96**
Philadelphia	(6)	82	42	30	10	39	236	235	94
Columbus	(7)	82	43	32	7	38	231	216	93
Washington	(9)	82	38	30	14	28	235	240	90
New Jersey	(10)	82	35	29	18	35	197	208	88
Carolina	(13)	82	36	35	11	34	207	230	83
NY Islanders	(14)	82	34	37	11	25	225	267	79

WESTERN CONFERENCE

CENTRAL		GP	W	L	OT	ROW	GF	GA	PTS
Colorado	(2)	82	52	22	8	47	250	220	112
St. Louis	(3)	82	52	23	7	43	248	191	111
Chicago	(5)	82	46	21	15	40	267	220	107
Minnesota	(7)	82	43	27	12	35	207	206	98
Dallas	(8)	82	40	31	11	36	235	228	91
Nashville	(10)	82	38	32	12	36	216	242	88
Winnipeg	(11)	82	37	35	10	29	227	237	84

PACIFIC		GP	W	L	OT	ROW	GF	GA	PTS
Anaheim	(1)	82	54	20	8	51	266	209	116
San Jose	(4)	82	51	22	9	41	249	200	111
Los Angeles	(6)	82	46	28	8	38	206	174	100
Phoenix	(9)	82	37	30	15	31	216	231	89
Vancouver	(12)	82	36	35	11	31	196	223	83
Calgary	(13)	82	35	40	7	28	209	241	77
Edmonton	(14)	82	29	44	9	25	203	270	67

FINAL CONFERENCE STANDINGS

EASTERN	GP	W	L	OT	ROW	GF	GA	PTS
Boston	82	54	19	9	51	261	177	117
Pittsburgh	82	51	24	7	44	249	207	109
Tampa Bay	82	46	27	9	38	240	215	101
Montreal	82	46	28	8	40	215	204	100
NY Rangers	**82**	**45**	**31**	**6**	**41**	**218**	**193**	**96**
Philadelphia	82	42	30	10	39	236	235	94
Columbus	82	43	32	7	38	231	216	93
Detroit	82	39	28	15	34	222	230	93
Washington	82	38	30	14	28	235	240	90
New Jersey	82	35	29	18	35	197	208	88
Ottawa	82	37	31	14	30	236	265	88
Toronto	82	38	36	8	29	231	256	84
Carolina	82	36	35	11	34	207	230	83
NY Islanders	82	34	37	11	25	225	267	79
Florida	82	29	45	8	21	196	268	66
Buffalo	82	21	51	10	14	157	248	52

WESTERN	GP	W	L	OT	ROW	GF	GA	PTS
Anaheim	82	54	20	8	51	266	209	116
Colorado	82	52	22	8	47	250	220	112
St. Louis	82	52	23	7	43	248	191	111
San Jose	82	51	22	9	41	249	200	111
Chicago	82	46	21	15	40	267	220	107
Los Angeles	82	46	28	8	38	206	174	100
Minnesota	82	43	27	12	35	207	206	98
Dallas	82	40	31	11	36	235	228	91
Phoenix	82	37	30	15	31	216	231	89
Nashville	82	38	32	12	36	216	242	88
Winnipeg	82	37	35	10	29	227	237	84
Vancouver	82	36	35	11	31	196	223	83
Calgary	82	35	40	7	28	209	241	77
Edmonton	82	29	44	9	25	203	270	67

INDIVIDUAL SCORING LEADERS FOR ART ROSS TROPHY

PLAYER	TEAM	GP	G	A	PTS
Sidney Crosby	PIT	80	36	68	104
Ryan Getzlaf	ANA	77	31	56	87
Claude Giroux	PHI	82	28	58	86
Tyler Seguin	DAL	80	37	47	84
Corey Perry	ANA	81	43	39	82
Phil Kessel	TOR	82	37	43	80
Taylor Hall	EDM	75	27	53	80
Alex Ovechkin	WSH	78	51	28	79
Joe Pavelski	SJS	82	41	38	79
Jamie Benn	DAL	81	34	45	79
Nicklas Backstrom	WSH	82	18	61	79
Patrick Sharp	CHI	82	34	44	78
Joe Thornton	SJS	82	11	65	76
Erik Karlsson	OTT	82	20	54	74
Evgeni Malkin	PIT	60	23	49	72
Patrick Marleau	SJS	82	33	37	70
Anze Kopitar	LAK	82	29	41	70
Matt Duchene	COL	71	23	47	70
Martin St. Louis	**TBL, NYR**	**81**	**30**	**39**	**69**
Patrick Kane	CHI	69	29	40	69

GOAL SCORING AND ASSISTS LEADERS

GOALS

PLAYER	TEAM	GP	G
Alex Ovechkin	WSH	78	51
Corey Perry	ANA	81	43
Joe Pavelski	SJS	82	41
Max Pacioretty	MTL	73	39
Tyler Seguin	DAL	80	37
Phil Kessel	TOR	82	37
Sidney Crosby	PIT	80	36
Chris Kunitz	PIT	78	35
Jamie Benn	DAL	81	34
Patrick Sharp	CHI	82	34
Patrick Marleau	SJS	82	33
Ryan Johansen	CBJ	82	33
Alexander Steen	STL	68	33
Jeff Skinner	CAR	71	33
Ryan Getzlaf	ANA	77	31
Martin St. Louis	**TBL, NYR**	**81**	**30**

ASSISTS

PLAYER	TEAM	GP	A
Sidney Crosby	PIT	80	68
Joe Thornton	SJS	82	65
Nicklas Backstrom	WSH	82	61
Claude Giroux	PHI	82	58
Ryan Getzlaf	ANA	77	56
Duncan Keith	CHI	79	55
Erik Karlsson	OTT	82	54
Taylor Hall	EDM	75	53
David Krejci	BOS	80	50
Evgeni Malkin	PIT	60	49
Tyler Seguin	DAL	80	47
Matt Duchene	COL	71	47
Jamie Benn	DAL	81	45
Keith Yandle	PHX	82	45
Patrick Sharp	CHI	82	44

ROOKIE SCORING LEADERS

PLAYER	TEAM	GP	G	A	PTS
Nathan MacKinnon	COL	82	24	39	63
Ondrej Palat	TBL	81	23	36	59
Tyler Johnson	TBL	82	24	26	50
Torey Krug	BOS	79	14	26	40
Nick Bjugstad	FLA	76	16	22	38
Chris Kreider	**NYR**	**66**	**17**	**20**	**37**
Alex Chiasson	DAL	79	13	22	35
Sean Monahan	CGY	75	22	12	34
Valeri Nichushkin	DAL	79	14	20	34
Mark Scheifele	WPG	63	13	21	34

DEFENSEMEN SCORING LEADERS

PLAYER	TEAM	GP	G	A	PTS
Erik Karlsson	OTT	82	20	54	74
Duncan Keith	CHI	79	6	55	61
Shea Weber	NSH	79	23	33	56
Dustin Byfuglien	WPG	78	20	36	56
Victor Hedman	TBL	75	13	42	55
P.K. Subban	MTL	82	10	43	53
Keith Yandle	PHX	82	8	45	53
Alex Pietrangelo	STL	81	8	43	51
James Wisniewski	CBJ	75	7	44	51
Niklas Kronwall	DET	79	8	41	49
Mark Giordano	CGY	64	14	33	47
Matt Niskanen	PIT	81	10	36	46
Kevin Shattenkirk	STL	81	10	35	45
Oliver Ekman-Larsson	PHX	80	15	29	44
Andrej Sekera	CAR	74	11	33	44
Mark Streit	PHI	82	10	34	44
Ryan McDonagh	**NYR**	**77**	**14**	**29**	**43**
Ryan Suter	MIN	82	8	35	43
Andrei Markov	MTL	81	7	36	43
Marek Zidlicky	NJD	81	12	30	42

GOALTENDING LEADERS

GOALS AGAINST AVERAGE

GOALTENDER	TEAM	GPI	MINS	GA	GAA
Josh Harding	MIN	29	1,667:40	46	1.65
Brian Elliott	STL	31	1,624:19	53	1.96
Cory Schneider	NJD	45	2,679:54	88	1.97
Tuukka Rask	BOS	58	3,386:27	115	2.04
Jonathan Quick	LAK	49	2,904:26	100	2.07
Chad Johnson	BOS	27	1,510:49	53	2.10
Ben Bishop	TBL	63	3,586:21	133	2.23
Jaroslav Halak	STL, WSH	52	2,938:35	110	2.25
Corey Crawford	CHI	59	3,395:01	128	2.26
Frederik Andersen	ANA	28	1,569:26	60	2.29
Thomas Greiss	PHX	25	1,312:20	50	2.29
Anton Khudobin	CAR	36	2,084:18	80	2.30
Al Montoya	WPG	28	1,540:54	59	2.30
Carey Price	MTL	59	3,464:22	134	2.32
Henrik Lundqvist	**NYR**	**63**	**3,655:19**	**144**	**2.36**

WINS

GOALTENDER	TEAM	GPI	MINS	W	L	OT
Semyon Varlamov	COL	63	3,639:46	41	14	6
Marc-Andre Fleury	PIT	64	3,792:24	39	18	5
Antti Niemi	SJS	64	3,740:17	39	17	7
Ben Bishop	TBL	63	3,586:21	37	14	7
Tuukka Rask	BOS	58	3,386:27	36	15	6
Carey Price	MTL	59	3,464:22	34	20	5
Henrik Lundqvist	**NYR**	**63**	**3,655:19**	**33**	**24**	**5**
Kari Lehtonen	DAL	65	3,803:59	33	20	10
Steve Mason	PHI	61	3,485:36	33	18	7
Corey Crawford	CHI	59	3,395:01	32	16	10
Sergei Bobrovsky	CBJ	58	3,299:26	32	20	5
Jaroslav Halak	STL, WSH	52	2,938:35	29	13	7
Jonas Hiller	ANA	50	2,908:48	29	13	7
Jonathan Quick	LAK	49	2,904:26	27	17	4
Mike Smith	PHX	62	3,609:58	27	21	10

SAVE PERCENTAGE

GOALTENDER	TEAM	GPI	MINS	GA	SA	W	L	OT	SV%
Josh Harding	MIN	29	1,667:40	46	690	18	7	3	0.933
Tuukka Rask	BOS	58	3,386:27	115	1641	36	15	6	0.930
Semyon Varlamov	COL	63	3,639:46	146	2013	41	14	6	0.927
Carey Price	MTL	59	3,464:22	134	1828	34	20	5	0.927
Anton Khudobin	CAR	36	2,084:18	80	1076	19	14	1	0.926
Chad Johnson	BOS	27	1,510:49	53	708	17	4	3	0.925
Ben Bishop	TBL	63	3,586:21	133	1758	37	14	7	0.924
Frederik Andersen	ANA	28	1,569:26	60	783	20	5	0	0.923
Sergei Bobrovsky	CBJ	58	3,299:26	131	1699	32	20	5	0.923
Jonathan Bernier	TOR	55	3,083:34	138	1787	26	19	7	0.923
Brian Elliott	STL	31	1,624:19	53	681	18	6	2	0.922
Ben Scrivens	LAK, EDM	40	2,210:07	94	1205	16	16	4	0.922
Jaroslav Halak	STL, WSH	52	2,938:35	110	1385	29	13	7	0.921
Cory Schneider	NJD	45	2,679:54	88	1107	16	15	12	0.921
Henrik Lundqvist	**NYR**	**63**	**3,655:19**	**144**	**1810**	**33**	**24**	**5**	**0.920**

SHUTOUTS

GOALTENDER	TEAM	GPI	TOI	SO	W	L	OT
Tuukka Rask	BOS	58	3,386:27	7	36	15	6
Carey Price	MTL	59	3,464:22	6	34	20	5
Jonathan Quick	LAK	49	2,904:26	6	27	17	4
Marc-Andre Fleury	PIT	64	3,792:24	5	39	18	5
Ben Bishop	TBL	63	3,586:21	5	37	14	7
Henrik Lundqvist	**NYR**	**63**	**3,655:19**	**5**	**33**	**24**	**5**
Kari Lehtonen	DAL	65	3,803:59	5	33	20	10
Sergei Bobrovsky	CBJ	58	3,299:26	5	32	20	5
Jaroslav Halak	STL, WSH	52	2,938:35	5	29	13	7
Jonas Hiller	ANA	50	2,908:48	5	29	13	7
Antti Niemi	SJS	64	3,740:17	4	39	17	7
Steve Mason	PHI	61	3,485:36	4	33	18	7
Roberto Luongo	VAN, FLA	56	3,222:20	4	25	23	7
Craig Anderson	OTT	53	2,999:44	4	25	16	8
Braden Holtby	WSH	48	2,656:20	4	23	15	4

GAME SUMMARIES

OCTOBER

Oct. 3, Rangers 1 at Coyotes 4 – The Coyotes took an early lead, but Marc Staal answered with the Rangers' first goal of the season, while on the power play, at 3:38 of the second period. Radim Vrbata responded with three unanswered goals, including one later in the second period, and a pair of tallies in the third. Rick Nash and Derek Stepan each tallied an assist, while Henrik Lundqvist made 28 saves. The game marked the sixth consecutive year the Rangers opened their season on the road.

Shots on Goal:	NYR – 24	PHX – 32	Three Stars: 1. R. Vrbata (PHX)
Power Play:	NYR – 1-4/7:40	PHX – 1-3/4:08	2. M. Smith (PHX)
			3. O. Ekman-Larsson (PHX)

Oct. 7, Rangers 3 at Kings 1 – Brad Richards tallied two goals to give the Rangers a 2-0 lead at the mid-way point of the second period. Jake Muzzin put the Kings on the board less than two minutes later, but Ryan McDonagh responded with a shorthanded goal early in the third. Rick Nash tallied two assists, while Derek Stepan and Brian Boyle each registered an assist. Henrik Lundqvist made 28 saves. Ryan Callahan made his season debut after missing the season opener while recovering from off-season surgery.

Shots on Goal:	NYR – 28	LAK – 29	Three Stars: 1. R. Nash (NYR)
Power Play:	NYR – 0-3/6:00	LAK – 0-2/4:00	2. B. Richards (NYR)
			3. W. Mitchell (LAK)

Oct. 8, Rangers 2 at Sharks 9 – Brad Richards gave the Rangers an early lead with a power play goal at 3:27 of the first, before the Sharks responded with six straight goals. Derek Dorsett notched his first goal as a Ranger mid-way through the third, but San Jose added three more goals to complete the game's scoring. Sharks' rookie Tomas Hertl tallied four goals in the contest. Derick Brassard, Derek Stepan, Brian Boyle, and Anton Stralman each recorded an assist. The assist was Stralman's 100th career point. Henrik Lundqvist stopped 22 of 26 shots faced through the opening 29:19, while Martin Biron turned aside 16 of 21 shots in relief.

Shots on Goal:	NYR – 20	SJS – 47	Three Stars: 1. T. Hertl (SJS)
Power Play:	NYR – 1-3/4:31	SJS – 2-3/2:51	2. M. Nieto (SJS)
			3. J. Pavelski (SJS)

Oct. 10, Rangers 0 at Ducks 6 – The Ducks tallied three goals in the first period and three more in the second, while Jonas Hiller stopped all 34 shots faced to earn the shutout. Henrik Lundqvist made 31 saves.

Shots on Goal:	NYR – 34	ANA – 37	Three Stars: 1. B. Allen (ANA)
Power Play:	NYR – 0-2/3:39	ANA – 0-6/10:56	2. S. Vatanen (ANA)
			3. J. Hiller (ANA)

Oct. 12, Rangers 3 at Blues 5 – The Blues took an early lead with an Alex Steen (one goal, three assists) goal at 5:38 of the first, but Ryan Callahan (two goals) responded with a power play tally in the closing seconds of the opening frame. St. Louis reclaimed the lead with two straight goals to begin the second, before the two teams traded a pair of goals. Brad Richards (one goal, one assist) and David Backes (two goals, one assist) tallied goals in the second, while Callahan and Vladimir Tarasenko tallied goals in the third. Derek Stepan and Derick Brassard both registered two assists in the contest. Martin Biron (loss) stopped 13 of 17 shots through two periods, while Henrik Lundqvist turned aside 16 of 17 shots faced during the third period in relief.

Shots on Goal:	NYR – 29	STL – 34	Three Stars: 1. D. Backes (STL)
Power Play:	NYR – 2-5/7:03	STL – 2-6/5:27	2. A. Steen (STL)
			3. T. Oshie (STL)

Oct. 16, Rangers 2 at Capitals 0 – The Rangers tallied a pair of goals in the second period, and Henrik Lundqvist made 22 saves to post his first shutout of the season. John Moore opened the game's scoring with a four-on-four goal at 12:05 of the second, and Ryan Callahan extended the Blueshirts' lead to two less than two minutes later. Brad Richards recorded two assists, while Ryan McDonagh and Derick Brassard each registered an assist.

Shots on Goal:	NYR – 36	WSH – 22	Three Stars: 1. H. Lundqvist (NYR)
Power Play:	NYR – 0-3/3:32	WSH – 0-4/4:37	2. B. Richards (NYR)
			3. R. Callahan (NYR)

Oct. 19, Rangers 0 at Devils 4 – The Devils tallied two goals in the first period and added two more in the second, while Cory Schneider stopped all 22 shots faced in the shutout. Henrik Lundqvist made 15 saves.

Shots on Goal:	NYR – 22	NJD – 19	Three Stars: 1. C. Schneider (NJD)
Power Play:	NYR – 0-2/4:00	NJD – 1-4/4:54	2. A. Henrique (NJD)
			3. D. Zubrus (NJD)

GAME SUMMARIES

Oct. 24, Rangers 1 at Flyers 2 – The Flyers' Matt Read (one goal, one assist) opened up the game's scoring with a shorthanded goal at 9:07 of the first period, but Brad Richards responded with 1:04 remaining in the frame. After a scoreless second period, Braydon Coburn tallied the go-ahead goal for Philadelphia at 3:33 of the third. Chris Kreider tallied an assist while making his season debut with the Rangers, and John Moore also recorded an assist. Cam Talbot made 25 saves while making his NHL debut.

Shots on Goal:	NYR – 31	PHI – 27	Three Stars:	1. M. Read (PHI)
Power Play:	NYR – 0-2/4:00	PHI – 0-4/11:00		2. S. Mason (PHI)
				3. B. Coburn (PHI)

Oct. 26, Rangers 3 at Red Wings 2 (OT) – Drew Miller opened up the game's scoring with 2:48 remaining in the first period to give the Red Wings an early lead. The Rangers and Red Wings traded power play goals in the second period, with Benoit Pouliot's (one goal, one assist) tally at 17:20 and Daniel Alfredsson at 19:49 of the middle frame. Mats Zuccarello evened the score at 2:18 of the third to send the game into overtime, and Derick Brassard notched the game-winner with 13 seconds remaining in the extra frame. Brian Boyle, Ryan McDonagh, Dominic Moore, and Marc Staal each recorded an assist, while Cam Talbot made 32 saves to post his first career win.

Shots on Goal:	NYR – 40	DET – 34	Three Stars:	1. D. Brassard (NYR)
Power Play:	NYR – 1-3/4:15	DET – 1-4/7:05		2. J. Howard (DET)
				3. P. Datsyuk (DET)

Oct. 28, Rangers 0 vs. Canadiens 2 – After a scoreless first period, Montreal's Tomas Plekanec opened the game's scoring with a power play goal at 16:34 of the second. Alex Galchenyuk capped off the game's scoring with 2:51 remaining in the third period, and Peter Budaj stopped all 27 shots faced for the Canadiens. Henrik Lundqvist made 25 saves in the Rangers' home opener.

Shots on Goal:	NYR – 27	MTL – 27	Three Stars:	1. P. Budaj (MTL)
Power Play:	NYR – 0-5/8:18	MTL – 1-6/8:59		2. T. Plekanec (MTL)
				3. A. Galchenyuk (MTL)

Oct. 29, Rangers 3 at Islanders 2 – The Rangers came back from a 2-1 deficit in the third to win their second straight road game. Chris Kreider opened the game's scoring with a power play goal at 12:30 of the first period, but the Islanders responded with a pair of goals in the second. In the third, Ryan McDonagh evened the score with a power play tally at 4:59 of the frame, and Benoit Pouliot notched the game-winner with 6:14 remaining in regulation. Derek Stepan tallied two assists, while Michael Del Zotto, Brad Richards, and Carl Hagelin each recorded an assist. Hagelin was making his season debut after missing the opening 10 games of the season. Cam Talbot made 22 saves.

Shots on Goal:	NYR –24	NYI –24	Three Stars:	1. B. Pouliot (NYR)
Power Play:	NYR –2-4/5:15	NYI –0-3/5:18		2. C. Kreider (NYR)
				3. C. Clutterbuck (NYI)

Oct. 31, Rangers 2 vs. Sabres 0 – The Rangers registered their most shots on goal in a single game in over two seasons, and Henrik Lundqvist made 29 saves to post his second shutout of the season. Derick Brassard opened the game's scoring with a power play goal at 8:23 of the first period, and Chris Kreider notched his second goal in as many games with an even strength tally at 11:21 of the second. Michael Del Zotto, J.T. Miller, Mats Zuccarello, and Ryan McDonagh each tallied an assist.

Shots on Goal:	NYR – 46	BUF – 29	Three Stars:	1. M. Zuccarello (NYR)
Power Play:	NYR – 1-3/5:39	BUF – 0-1/2:00		2. H. Lundqvist (NYR)
				3. C. Kreider (NYR)

NOVEMBER

Nov. 2, Rangers 5 vs. Hurricanes 1 – Derek Stepan (three goals) posted his second career hat trick and Henrik Lundqvist made 27 saves to extend the Rangers' winning streak to three games. Carl Hagelin (two goals) opened the game's scoring with a pair of goals, at 8:26 of the first period and 8:16 of the second. Stepan's first of the game gave the Rangers a three-goal lead, before Andrej Sekera's deflected shot put Carolina on the board. Stepan completed his hat trick with two goals in the third period. Stepan and his linemates, Chris Kreider (three assists) and Mats Zuccarello (three assists) combined for nine points in the contest. Benoit Pouliot, Brad Richards, Taylor Pyatt, and Ryan McDonagh each tallied an assist.

Shots on Goal:	NYR – 38	CAR – 28	Three Stars:	1. H. Lundqvist (NYR)
Power Play:	NYR – 1-4/4:29	CAR – 1-3/3:38		2. D. Stepan (NYR)
				3. C. Hagelin (NYR)

Nov. 4, Rangers 1 vs. Ducks 2 – The Ducks took an early lead with goals at 2:29 and 9:09 of the first period. Michael Del Zotto cut Anaheim's lead in half with his first goal of the season at 18:36 of the second, but the Rangers were unable to complete the comeback. Carl Hagelin and Ryan Callahan each tallied an assist, while Henrik Lundqvist made 23 saves.

Shots on Goal:	NYR – 33	ANA – 25	Three Stars:	1. F. Andersen (ANA)
Power Play:	NYR – 0-3/5:26	ANA – 0-2/1:26		2. C. Perry (ANA)
				3. K. Palmieri (ANA)

GAME SUMMARIES

Nov. 6, Rangers 5 vs. Penguins 1 – The Rangers scored five goals for the second time in three games, and Henrik Lundqvist made 28 saves to end their four-game homestand with a win. New York opened up a three-goal lead with a pair of goals from Ryan McDonagh and Derek Stepan late in the first, and a goal mid-way through the second from Brian Boyle (one goal, one assist). Kris Letang put the Penguins on the board with a power play goal 84 seconds later, but Ryan Callahan responded just over a minute after that. Derick Brassard closed out the game's scoring at 9:57 of the third. Brad Richards tallied two assists, while Mats Zuccarello, Chris Kreider, Anton Stralman, Carl Hagelin, and Derek Dorsett each recorded an assist.

Shots on Goal:	NYR – 25	PIT – 29	Three Stars:	1. H. Lundqvist (NYR)
Power Play:	NYR – 0-4/6:30	PIT – 1-6/10:06		2. B. Boyle (NYR)
				3. M. Zuccarello (NYR)

Nov. 7, Rangers 4 at Blue Jackets 2 – The Rangers' Carl Hagelin (two goals) opened the game's scoring of 4:16 of the first period, but former Ranger defenseman Fedor Tyutin leveled the score late in the opening frame. The Blueshirts responded with two straight goals, from Ryan Callahan (one goal, one assist) on the power play at 4:17 and an unassisted tally at 12:44 of the second. The Blue Jackets answered 48 seconds later to pull to within one goal, but Cam Talbot (32 saves) held on to help the Rangers complete the sweep of their back-to-back set. Ryan McDonagh (one goal, one assist) added an empty net goal in the final minute of regulation, while Brad Richards, Mats Zuccarello, Dan Girardi, and Derek Stepan each tallied an assist.

Shots on Goal:	NYR – 34	CBJ – 34	Three Stars:	1. C. Hagelin (NYR)
Power Play:	NYR – 1-3/4:49	CBJ – 2-2/4:00		2. S. Bobrovsky (CBJ)
				3. R. Callahan (NYR)

Nov. 10, Rangers 4 vs. Panthers 3 – The Rangers' J.T. Miller opened the game's scoring at 9:49 of the first period, but Florida responded with a power play goal in the final minute of the opening frame. Brian Campbell (two goals) gave the Panthers the lead with his first goal of the game at 11:20 of the second, but the Rangers responded with three straight goals. Derek Dorsett tied the game at 13:58 of the second, while Brad Richards (one goal, one assist) and Mats Zuccarello gave the Blueshirts the lead early in the third period. Campbell brought Florida to within one with his second goal of the game at 12:57 of the third, but Henrik Lundqvist (24 saves) held on for the win. Chris Kreider, Ryan McDonagh, Brian Boyle, Michael Del Zotto, and Derek Stepan each tallied an assist.

Shots on Goal:	NYR – 29	FLA – 27	Three Stars:	1. B. Richards (NYR)
Power Play:	NYR – 1-3/4:53	FLA – 1-3/3:32		2. B. Campbell (FLA)
				3. M. Zuccarello (NYR)

Nov. 12, Rangers 2 vs. Devils 3 – After a scoreless first period, Ryan Carter (two goals) opened the game's scoring at 6:37 of the second. Marc Staal responded for the Rangers 18 seconds later, but Carter registered his second of the game in the final minute of the middle frame. Dan Girardi notched a goal at 13:18 of the third to tie the score at two goals apiece, but Dainius Zubrus tallied the game-winner with 2:55 remaining in regulation. Chris Kreider recorded two assists, while Mats Zuccarello and Ryan McDonagh registered one assist apiece. Henrik Lundqvist made 25 saves.

Shots on Goal:	NYR – 35	NJD – 28	Three Stars:	1. R. Carter (NJD)
Power Play:	NYR – 0-5/8:57	NJD – 0-3/4:57		2. M. Brodeur (NJD)
				3. D. Zubrus (NJD)

Nov. 16, Rangers 1 at Canadiens 0 – Ryan Callahan notched the game's lone goal while on the power play at 5:25 of the second period, and Cam Talbot made 22 saves to post his first career shutout. Brad Richards and Derek Stepan each assisted on Callahan's power play goal. The win was the Rangers' first in Montreal since Mar. 17, 2009, and was their first shutout since Feb. 25, 1967.

Shots on Goal:	NYR – 34	MTL – 22	Three Stars:	1. R. Callahan (NYR)
Power Play:	NYR – 1-3/4:03	MTL – 0-2/4:00		2. C. Talbot (NYR)
				3. C. Price (MTL)

Nov. 17, Rangers 0 vs. Kings 1 – Tyler Toffoli tallied the game's lone goal at 1:23 of the second period, and Ben Scrivens made 37 saves to shutout the Rangers. Henrik Lundqvist stoPower Played 29 of 30 Shots on Goal.

Shots on Goal:	NYR – 37	LAK – 30	Three Stars:	1. B. Scrivens (LAK)
Power Play:	NYR – 0-5/9:10	LAK – 0-1/2:00		2. H. Lundqvist (NYR)
				3. T. Toffoli (LAK)

Nov. 19, Rangers 1 vs. Bruins 2 – Boston opened up a two-goal lead in the second period, including a shorthanded goal by Danile Paille at 11:30. Derick Brassard notched a power play goal 61 seconds later, but the Rangers were unable to complete the comeback. John Moore and Chris Kreider each tallied an assist, and Henrik Lundqvist made 20 saves. Kreider also had an unsuccessful penalty shot attempt at 6:16 of the first period, while Rick Nash made his return to the lineup after missing the last 17 games to injury.

Shots on Goal:	NYR – 44	BOS – 22	Three Stars:	1. T. Rask (BOS)
Power Play:	NYR – 1-3/5:58	BOS – 0-3/6:00		2. D. Paille (BOS)
				3. C. Kreider (NYR)

GAME SUMMARIES

Nov. 21, Rangers 3 at Stars 2 – Henrik Lundqvist made 41 saves, including a career-high 23 saves in the first period, to give the Rangers' their fifth straight road win. Rick Nash opened the game's scoring with a power play goal, his first of the season, at 6:27 of the first. Dallas responded in the second, but Chris Kreider and John Moore notched a pair of goals in a span of 37 seconds early in the final frame to pull ahead. Ryan Callahan, Lundqvist, Derek Stepan, Dan Girardi, Derick Brassard, and Carl Hagelin each tallied an assist. Nash was also awarded a penalty shot at 8:39 of the third period (save), marking the second time in franchise history the Rangers attempted a penalty shot in consecutive games (Nov. 19-22, 1934).

Shots on Goal:	NYR – 27	DAL – 43	Three Stars:	1. H. Lundqvist (NYR)
Power Play:	NYR – 1-1/0:36	DAL – 1-5/7:41		2. S. Robidas (DAL)
				3. C. Kreider (NYR)

Nov. 23, Rangers 2 at Predators 0 – Cam Talbot turned aside all 17 Shots on Goal faced to post his fifth straight win and second consecutive shutout, while Ryan McDonagh and Derek Stepan each tallied a goal to extend the Rangers' road winning streak to six games. Mats Zuccarello registered two assists, and Dan Girardi recorded one assist in the contest. The six-game road winning streak is the team's longest since 1993-94, and Talbot became just the third goaltender in franchise history to post two shutouts in his first six career starts.

Shots on Goal:	NYR – 34	NSH – 17	Three Stars:	1. M. Zuccarello (NYR)
Power Play:	NYR – 0-3/6:00	NSH – 0-2/4:00		2. R. McDonagh (NYR)
				3. D. Stepan (NYR)

Nov. 25, Rangers 0 at Lightning 5 – The Lightning tallied a pair of goals in the first and second periods, and added a fifth with 61 seconds remaining in regulation, while Ben Bishop turned aside all 37 Shots on Goal faced to end the Rangers' road winning streak at six games. Henrik Lundqvist stoPower Played 18 of 22 Shots on Goal faced through 40:00 of play, and Cam Talbot turned aside two of three Shots on Goal faced in relief during the third.

Shots on Goal:	NYR – 37	TBL – 25	Three Stars:	1. M. St. Louis (TBL)
Power Play:	NYR – 0-6/10:58	TBL – 0-3/6:00		2. B. Bishop (TBL)
				3. N. Kucherov (TBL)

Nov. 27, Rangers 5 at Panthers 2 – The Rangers opened up a three-goal lead with a power play goal from Derick Brassard in the first period, and a pair of unassisted goals from Brad Richards in the second, and Rick Nash at 5:32 of the third. The Panthers responded with consecutive goals in a four-minute span at 12:28 and 16:17 of the final frame. Mats Zuccarello (one goal, one assist) answered two minutes later with the Blueshirts' second power play goal of the game, and Carl Hagelin added an empty net goal in the closing minute of regulation. Derek Stepan, Chris Kreider, John Moore, and Ryan McDonagh recorded one assist apiece, while Henrik Lundqvist made 31 saves.

Shots on Goal:	NYR – 22	FLA – 33	Three Stars:	1. R. Nash (NYR)
Power Play:	NYR – 2-3/3:36	FLA – 0-2/4:00		2. H. Lundqvist (NYR)
				3. N. Bjugstad (FLA)

Nov. 29, Rangers 2 at Bruins 3 – The Rangers responded to an early Boston goal with a pair of goals in an 82-second span, from Rick Nash at 13:04 and Ryan McDonagh at 14:26 of the first. After a scoreless middle frame, the Bruins tallied two unanswered goals in the third for the win, ending the Blueshirt's streak of 101 consecutive regular season games of recording at least a point when leading after two periods. Brad Richards, Carl Hagelin, Derick Brassard, and Ryan Callahan each tallied an assist, while Henrik Lundqvist made 25 saves.

Shots on Goal:	NYR – 19	BOS – 28	Three Stars:	1. Z. Chara (BOS)
Power Play:	NYR – 0-5/7:35	BOS – 0-2/1:35		2. B. Marchand (BOS)
				3. P. Bergeron (BOS)

Nov. 30, Rangers 5 vs. Canucks 2 – Chris Kreider posted his first career hat trick and Cam Talbot made a career-high, 35 saves while making his MSG debut to lead the Rangers to victory. Kreider tallied two goals in the first, while Rick Nash (one goal, two assists) and Michael Del Zotto notched goals in the second to give New York a four-goal lead. The Canucks responded with a goal late in the second period, before Kreider completed his hat trick mid-way through the third. Vancouver tallied a power play goal late in regulation to complete the game's scoring. Derek Stepan registered two assists, while Dan Girardi, Anton Stralman, Derick Brassard, Brad Richards, Ryan McDonagh, and Mats Zuccarello each recorded an assist.

Shots on Goal:	NYR – 24	VAN – 37	Three Stars:	1. C. Kreider (NYR)
Power Play:	NYR – 2-3/2:49	VAN – 1-3/2:50		2. R. Nash (NYR)
				3. C. Talbot (NYR)

GAME SUMMARIES

DECEMBER

Dec. 2, Rangers 2 vs. Jets 5 – The Rangers took an early lead with a Mats Zuccarello tip-in goal at 2:49 of the first period. The Jets responded with a pair of goals mid-way through the second. Ryan Callahan tied it up at 15:50 of the middle frame, but Winnipeg tallied three unanswered goals in the third for the win. Ryan McDonagh, Brad Richards, and Benoit Pouliot each registered an assist, while Cam Talbot stoPower Played 25 of 29 Shots on Goal.

Shots on Goal:	NYR – 37	WPG – 30	Three Stars:	1. O. Jokinen (WPG)
Power Play:	NYR – 0-2/4:00	WPG – 0-2/4:00		2. D. Byfuglien (WPG)
				3. O. Pavelec (WPG)

Dec. 5, Rangers 3 at Sabres 1 – The Rangers had three players register two points – Brad Richards (one goal, one assist), Mats Zuccarello (one goal, one assist), and Ryan McDonagh (two assists) – and Henrik Lundqvist made 27 saves in the win. Rick Nash opened the game's scoring at 17:47 of the first period, while Richards and Zuccarello each tallied goals in the third to give the Blueshirts a three-goal lead. Tyler Ennis tallied the Sabres' lone goal with 2:06 remaining to end Lundqvist's shutout bid. Derek Stepan and Derick Brassard both recorded an assist.

Shots on Goal:	NYR – 31	BUF – 28	Three Stars:	1. R. Nash (NYR)
Power Play:	NYR – 1-2/3:18	BUF – 0-2/4:00		2. B. Richards (NYR)
				3. T. Ennis (BUF)

Dec. 7, Rangers 3 vs. Devils 4 (OT) – The Rangers took an early lead with a Brad Richards goal at 3:32 of the first period, and Mats Zuccarello (one goal, one assist) gave the Blueshirts a two-goal lead at 0:57 of the second. The Devils responded with three straight goals, including a pair of goals in the third period. Chris Kreider notched a power play goal with 22 seconds remaining in regulation to send the game into overtime, but Eric Gelinas answered with a power play goal at 1:15 of extra time. Ryan Callahan tallied two assists, while Dan Girardi, Ryan McDonagh, and Justin Falk each recorded an assist. Henrik Lundqvist made 20 saves.

Shots on Goal:	NYR – 24	NJD – 24	Three Stars:	1. E. Gelinas (NJD)
Power Play:	NYR – 1-4/6:49	NJD – 1-3/2:13		2. T. Zajac (NJD)
				3. M. Zuccarello (NYR)

Dec. 8, Rangers 1 vs. Capitals 4 – After a scoreless first period, the Capitals tallied three goals in the second, including a pair of goals in a 25-second span and a penalty shot at 18:26 of the middle frame. Washington added a fourth goal late in the third, and Benoit Pouliot responded with the Rangers' lone goal a minute later with 1:53 remaining in regulation. Michael Del Zotto registered an assist, while Henrik Lundqvist made 32 saves.

Shots on Goal:	NYR – 31	WSH – 36	Three Stars:	1. P. Grubauer (WSH)
Power Play:	NYR – 0-2/4:00	WSH – 0-2/4:00		2. S. Oleksy (WSH)
				3. J. Chimera (WSH)

Dec. 10, Rangers 1 vs. Predators 4 – Nashville took an early lead with a pair of goals in the first period, but Rick Nash responded for the Rangers at 6:38 of the second to cut the deficit in half. The Predators notched a goal early in the third period to extend their lead back to two, and finished the game's scoring with an empty net goal in the closing minutes. Brad Richards and Derick Brassard each tallied an assist, while Henrik Lundqvist stoPower Played 22 of 25 Shots on Goal.

Shots on Goal:	NYR – 29	NSH – 26	Three Stars:	1. M. Hendricks (NSH)
Power Play:	NYR – 0-2/4:00	NSH – 0-2/4:00		2. C. Hutton (NSH)
				3. R. Clune (NSH)

Dec. 12, Rangers 2 vs. Blue Jackets 4 – The Blue Jackets took an early lead with three, first period goals, including one 38 seconds into the game. Dominic Moore responded with a goal at 14:08 of the opening frame, and Dan Girardi made it a one-goal game mid-way through the third period. Columbus' Ryan Johansen answered with 1:32 remaining in regulation to end the Blueshirts' comeback bid. Brad Richards, Mats Zuccarello, and Michael Del Zotto each tallied an assist. Henrik Lundqvist (L) stoPower Played 10 of 13 Shots on Goal faced through the game's opening 11:10, while Cam Talbot turned aside 13 of 14 Shots on Goal in relief.

Shots on Goal:	NYR – 34	CBJ – 27	Three Stars:	1. M. Calvert (CBJ)
Power Play:	NYR – 0-3/6:00	CBJ – 0-2/2:03		2. R. Johansen (CBJ)
				3. A. Anisimov (CBJ)

GAME SUMMARIES

Dec. 15, Rangers 4 vs. Flames 3 (SO) – Calgary opened the game's scoring with a power play tally at 7:28 of the first, and extended their lead to two with an even strength goal at 15:00 of the opening frame. The Rangers' Derek Stepan (one goal, one assist) responded 25 seconds later to cut the deficit in half, and Carl Hagelin tied it up mid-way through the second. The Flames reclaimed the lead early in the third, but Chris Kreider answered with 7:53 remaining in regulation to send the game into overtime. After a scoreless extra frame, Benoit Pouliot (one assist) notched the game-deciding goal in the seventh round of the shootout to give the Blueshirts the extra point. Dan Girardi, Brian Boyle, Dominic Moore, and Rick Nash recorded one assist apiece, while Mats Zuccarello, Brad Richards, and Dominic Moore each converted their shootout attempt. Henrik Lundqvist made 18 saves through regulation and overtime, and stoPower Played four of seven shootout attempts.

Shots on Goal:	NYR – 32	CGY – 21	Three Stars:	1. C. Hagelin (NYR)
Power Play:	NYR – 0-4/6:00	CGY – 1-5/7:25		2. D. Stepan (NYR)
				3. C. Glencross (CGY)

Dec. 18, Rangers 3 vs. Penguins 4 (SO) – The Penguins' Chris Kunitz (one goal, one assist) notched a power play attempt to open the game's scoring at 12:44 of the second period, but Carl Hagelin responded less than three minutes later with a four-on-four goal off a feed from John Moore (two assists) and Brad Richards. Pittsburgh reclaimed the lead with a pair of goals in a 61-second span early in the third. The Rangers answered with a goal from Mats Zuccarello (one goal, one assist) at 12:43, and a power play tally from Derick Brassard with 1:46 remaining in regulation. After a scoreless extra frame, the Penguins notched a goal in the fifth round of the shootout to earn the extra point. Justin Falk and Benoit Pouliot also tallied one assist apiece. Henrik Lundqvist made 29 saves through regulation and overtime, and stoPower Played four of five shootout attempts.

Shots on Goal:	NYR – 32	PIT – 32	Three Stars:	1. S. Crosby (PIT)
Power Play:	NYR – 1-4/6:57	PIT – 1-2/3:23		2. P. Dupuis (PIT)
				3. M. Zuccarello (NYR)

Dec. 20, Rangers 3 vs. Islanders 5 – The Islanders opened up a two-goal lead late in the first period with a pair of shorthanded goals in a span of 2:27, including a successful penalty shot at 14:42 of the frame. The Rangers responded with three straight goals to take the lead mid-way through the second. Benoit Pouliot began the rally with a power play goal just 30 seconds after the Islanders' second goal, while Derek Dorsett and Derek Stepan tallied goals early in the middle frame. The Islanders tied it up at 11:26 of the second, and reclaimed the lead at 1:18 of the third. Michael Grabner (two goals) notched an empty net goal in the closing minute to complete the game's scoring. The Blueshirts had nine different players register a point in the contest, including one assist apiece from Anton Stralman, Derick Brassard, Chris Kreider, Dominic Moore, Mats Zuccarello, and Rick Nash. Henrik Lundqvist turned aside 15 of 19 Shots on Goal faced.

Shots on Goal:	NYR – 24	NYI – 20	Three Stars:	1. T. Vanek (NYI
Power Play:	NYR – 2-7/12:15	NYI – 1-4/7:18		2. M. Grabner (NYI)
				3. D. Dorsett (NYR)

Dec. 22, Rangers 4 vs. Wild 1 – The Rangers tallied four unanswered goals to erase an early 1-0 deficit, and Cam Talbot made 24 saves in the win. The Wild's Jason Pominville opened the game's scoring at 4:08 of the first, but Benoit Pouliot responded with a power play goal at 16:08 of the opening frame. Carl Hagelin and Mats Zuccarello notched a pair of goals in the second, and Chris Kreider completed the game's scoring at 12:46 of the third. Derick Brassard tallied two assists, while Derek Dorsett, Brian Boyle, Ryan McDonagh, and Rick Nash registered one assist apiece.

Shots on Goal:	NYR – 36	MIN – 25	Three Stars:	1. M. Zuccarello (NYR)
Power Play:	NYR – 1-2/2:22	MIN – 0-2/4:00		2. C. Hagelin (NYR)
				3. D. Brassard (NYR)

Dec. 23, Rangers 2 vs. Maple Leafs 1 (SO) – The Rangers closed out their franchise-record, nine-game homestand with a 2-1 shootout victory against the Maple Leafs in their third shootout in the last five games. After two scoreless periods, J.T. Miller opened the game's scoring at 7:04 of the third, off a feed from Chris Kreider and Benoit Pouliot. Toronto's Nazem Kadri responded with 1:24 remaining in regulation to force overtime. In the shootout, Mats Zuccarello and Derek Stepan converted their attempts, while Cam Talbot (25 saves) stoPower Played two of three shootout attempts for the win.

Shots on Goal:	NYR – 43	TOR – 26	Three Stars:	1. C. Talbot (NYR)
Power Play:	NYR – 0-4/6:51	TOR – 0-4/7:05		2. J. Bernier (TOR)
				3. D. Stepan (NYR)

Dec. 27, Rangers 2 at Capitals 3 – The Rangers tallied two special teams goals and registered 40 Shots on Goal for the second straight game, but were defeated by the Capitals as they began a five-game road trip. Washington took an early lead with a power play goal at 6:55 of the first period, but the Blueshirts responded with a power play goal from Benoit Pouliot at 1:37 of the second. Washington reclaimed the lead with an even strength goal at 18:55 of the second. Carl Hagelin answered with a shorthanded goal just 17 seconds into the third, but the Capitals' Eric Fehr notched the game-winning goal with 5:09 remaining in regulation. Dan Girardi, Derick Brassard, Ryan McDonagh, and Brad Richards each tallied an assist, while Cam Talbot made 31 saves.

Shots on Goal:	NYR – 40	WSH – 34	Three Stars:	1. E. Fehr (WSH)
Power Play:	NYR – 1-3/4:39	WSH – 1-4/7:46		2. P. Grubauer (WSH)
				3. R. McDonagh (NYR)

GAME SUMMARIES

Dec. 29, Rangers 4 at Lightning 3 – The Rangers notched three power play goals and Henrik Lundqvist made 37 saves to help the Blueshirts win their third game in the last four contests. Rick Nash opened the game's scoring at 4:30 of the first period, but the Lightning responded with a pair of goals to take the lead. The Rangers answered with three straight power play goals, from Mats Zuccarello (one goal, two assists), Chris Kreider, and Benoit Pouliot. Tampa Bay cut the Rangers' lead to one mid-way through the third period, but the Blueshirts held on for the win. Ryan McDonagh and Derick Brassard each tallied two power play assists, and Derek Stepan recorded one assist.

Shots on Goal:	NYR –29	TBL –40	Three Stars:	1. M. Zuccarello (NYR)
Power Play:	NYR –3-3/2:34	TBL –1-2/3:30		2. R. McDonagh (NYR)
				3. T. Purcell (TBL)

Dec. 31, Rangers 2 at Panthers 1 (SO) – The Rangers posted their 20th win of the season with a 2-1 shootout victory against the Florida Panthers at BB&T Center. Brad Boyes opened the game's scoring at 9:18 of the second to give the Panthers the lead, but Dan Girardi answered for the Rangers with 2:10 remaining in regulation to send the game into overtime. After a scoreless extra frame, Brad Richards notched the game-deciding goal in the third round of the shootout to give the Blueshirts the win. Derek Stepan and Rick Nash each tallied an assist. Henrik Lundqvist made 21 saves through regulation and overtime, and stoPower Played all three Shots on Goal faced in the shootout.

Shots on Goal:	NYR – 31	FLA – 22	Three Stars:	1. H. Lundqvist (NYR)
Power Play:	NYR – 0-3/6:00	FLA – 0-4/8:00		2. T. Thomas (FLA)
				3. B. Richards (NYR)

JANUARY

Jan. 3, Rangers 2 at Penguins 5 – Pittsburgh took a four-goal lead with a pair of goals in the first and second periods. The Rangers responded with goals from Mats Zuccarello (one goal, one assist) and Ryan McDonagh mid-way through the third period, but the Penguins' Chris Kunitz (two goals, one assist) closed out the game's scoring at 12:54 of the final frame. Benoit Pouliot, Derick Brassard, and Dan Girardi each tallied an assist, while Henrik Lundqvist made 23 saves. Ryan Callahan made his return to the lineup after missing the previous nine games with a knee injury.

Shots on Goal:	NYR – 35	PIT – 28	Three Stars:	1. C. Kunitz (PIT)
Power Play:	NYR – 0-3/6:00	PIT – 1-2/3:58		2. J. Jokinen (PIT)
				3. S. Crosby (PIT)

Jan. 4, Rangers 7 at Maple Leafs 1 – The Rangers tallied a season-high, seven goals, and Cam Talbot made 25 saves to close out their five-game road trip with a win in Toronto. The Blueshirts jumped out to a five-goal lead with tallies from Carl Hagelin (one goal, one assist), Benoit Pouliot, Chris Kreider, and a pair of unassisted goals from Dominic Moore (two goals). The Maple Leafs got on the board late in the second period, but the Blueshirts responded with two goals in the third from Brad Richards and a power play tally from Brian Boyle. The Rangers had 15 skaters register at least one point in the contest, including five defensemen, and nine players – Michael Del Zotto, Dan Girardi, J.T. Miller, Derick Brassard, John Moore, Marc Staal, Derek Stepan, Ryan Callahan, and Ryan McDonagh – recorded one assist apiece.

Shots on Goal:	NYR – 50	TOR – 26	Three Stars:	1. D. Moore (NYR)
Power Play:	NYR – 1-3/4:31	TOR – 0-1/2:00		2. C. Kreider (NYR)
				3. C. Talbot (NYR)

Jan. 6, Rangers 3 vs. Blue Jackets 4 (SO) – New York erased a two-goal deficit in the third period to force overtime and earn a point in the contest. The Blue Jackets opened the game's scoring at 17:07 of the first period. The Rangers responded with a power play goal from Rick Nash (two goals) two minutes later, but Columbus reclaimed the lead with a pair of goals in the second. Brian Boyle answered at 4:53 of the third, and Nash tallied his second power play goal at 6:55 of the final frame to force overtime. After a scoreless extra frame, Mark Letestu and Ryan Johansen converted in the shootout to give Columbus the win. John Moore and Dominic Moore each tallied an assist on Boyle's third period goal, while Michael Del Zotto, Brad Richards, Chris Kreider, and Ryan Callahan each registered a power play assist. Henrik Lundqvist made 36 saves in the contest.

Shots on Goal:	NYR – 43	CBJ – 39	Three Stars:	1. B. Dubinsky (CBJ)
Power Play:	NYR – 2-6/9:48	CBJ – 0-3/6:10		2. R. Nash (NYR)
				3. M. Letestu (CBJ)

Jan. 8, Rangers 3 at Blackhawks 2 – Carl Hagelin notched the game-winning goal with 5:57 remaining in regulation to give the Rangers their first regulation win in Chicago since Oct. 18, 2000 (4-2). The Blueshirts opened up a two-goal lead with a pair of first period goals, from Brad Richards (one goal, one assist) at 5:06 and a power play tally from Mats Zuccarello at 9:29. The Blackhawks responded with two goals in the second, but Hagelin tallied the decisive goal at 14:03 of the third. Marc Staal registered two assists, while Michael Del Zotto and Ryan Callahan each recorded an assist. Henrik Lundqvist made 35 saves and tallied a power play assist in the win.

Shots on Goal:	NYR – 32	CHI – 37	Three Stars:	1. C. Hagelin (NYR)
Power Play:	NYR – 1-2/3:28	CHI – 1-3/5:17		2. B. Bollig (CHI)
				3. H. Lundqvist (NYR)

GAME SUMMARIES

Jan. 10, Rangers 3 vs. Stars 2 – The Rangers erased two, one-goal deficits and Rick Nash notched the game-winning goal with 1:58 remaining in regulation to give the Blueshirts their seventh win in the last 10 games. Ryan Callahan responded to an early Dallas goal with an even strength tally at 11:20 of the first, and Derick Brassard answered a Stars goal early in the second with a power play goal at 8:22 of the middle frame. Brad Richards tallied two assists, while Chris Kreider, Derek Stepan, Mats Zuccarello, and Benoit Pouliot each registered an assist. Henrik Lundqvist made 24 saves.

Shots on Goal:	NYR – 34	DAL – 26	Three Stars:	1. R. Nash (NYR)
Power Play:	NYR – 1-3/2:30	DAL – 0-1/2:00		2. B. Richards (NYR)
				3. R. Garbutt (DAL)

Jan. 12, Rangers 4 vs. Flyers 1 – Daniel Carcillo and Rick Nash tallied a pair of goals in the opening three minutes of the game, and Henrik Lundqvist made 37 saves to give the Rangers their third consecutive win. The Blueshirts jumped out to a four-goal lead with first period goals from Carcillo, Nash, and Derick Brassard, and a power play goal from Chris Kreider (one goal, one assist) at 13:18 of the second. The Flyers tallied a power play goal at 6:49 of the third to complete the game's scoring. Brad Richards, Ryan McDonagh, Mats Zuccarello, and Benoit Pouliot each registered an assist.

Shots on Goal:	NYR – 35	PHI – 38	Three Stars:	1. H. Lundqvist (NYR)
Power Play:	NYR – 1-5/9:15	PHI – 1-3/5:53		2. C. Kreider (NYR)
				3. D. Carcillo (NYR)

Jan. 14, Rangers 1 vs. Lightning 2 – Brad Richards opened the game's scoring at 11:55 of the first period, but the Lightning responded with a pair of goals in a 19-second span early in the second to end the Rangers winning streak at three games. Ryan Callahan and Carl Hagelin each tallied an assist, while Henrik Lundqvist made 23 saves.

Shots on Goal:	NYR – 34	TBL – 25	Three Stars:	1. B. Bishop (TBL)
Power Play:	NYR – 0-2/4:00	TBL – 1-2/2:41		2. V. FilPower Playula (TBL)
				3. H. Lundqvist (NYR)

Jan. 16, Rangers 1 vs. Red Wings 0 – Mats Zuccarello notched the game's lone goal with 5:58 remaining in regulation, and Henrik Lundqvist stoPower Played all 38 Shots on Goal faced to end the Rangers' four-game homestand with a 3-1-0 mark. Derick Brassard and Benoit Pouliot each tallied an assist on Zuccarello's goal. It was the Blueshirts' second 1-0 win of the season, and the first time in 43 years New York defeated Detroit by a 1-0 score.

Shots on Goal:	NYR – 48	DET – 38	Three Stars:	1. H. Lundqvist (NYR)
Power Play:	NYR – 0-2/4:00	DET – 0-2/4:00		2. M. Zuccarello (NYR)
				3. J. Howard (DET)

Jan. 18, Rangers 4 at Senators 1 – After an early Ottawa goal, the Rangers responded with four unanswered goals from Brad Richards, Rick Nash, Derek Stepan (one goal, two assists), and Mats Zuccarello. Ryan McDonagh also tallied an assist in the contest, while Cam Talbot made 29 saves.

Shots on Goal:	NYR –31	OTT –30	Three Stars:	1. D. Stepan (NYR)
Power Play:	NYR –1-4/6:00	OTT – 0-2/2:25		2. M. Zuccarello (NYR)
				3. Z. Smith (OTT)

Jan. 19, Rangers 4 vs. Capitals 1 – The Rangers notched three goals in the first period, including a pair from Rick Nash (two goals), and Henrik Lundqivst made 24 saves in the win. Nash opened the game's scoring at 1:10 of the first, and again at 16:06 of the first while on a 5-on-3 power play. Derek Stepan extended the Blueshirts' lead to three late in the opening frame, but Alex Ovechkin responded with a power play goal early in the second. Ryan Callahan notched a shorthanded goal at 2:25 of the middle frame to complete the game's scoring. Dan Girardi tallied two assists, while Michael Del Zotto, Dominic Moore, Ryan McDonagh, and Brad Richards registered one assist apiece.

Shots on Goal:	NYR – 26	WSH – 25	Three Stars:	1. R. Nash (NYR)
Power Play:	NYR – 1-5/7:24	WSH – 1-4/7:04		2. R. McDonagh (NYR)
				3. H. Lundqvist (NYR)

Jan. 21, Rangers 3 vs. Islanders 5 – The Rangers opened up a 3-1 lead mid-way through the second, but the Islanders tallied four unanswered goals to end the Blueshirts' winning streak at three games. Rick Nash (two goals) scored the game's first goal at 1:02 of the first, and added his second of the game at 11:07 of the opening frame. After an Islander goal late in the first, Chris Kreider (one goal, two assists) notched a power play goal at 9:34 to give the Rangers a 3-1 lead. The Islanders responded with a pair of goals late in the second, and two more in the third for the win. Dan Girardi, Brad Richards, and Derek Stepan each tallied an assist, while Cam Talbot stoPower Played 32 of 36 Shots on Goal.

Shots on Goal:	NYR – 33	NYI – 37	Three Stars:	1. J. Tavares (NYI)
Power Play:	NYR – 1-4/5:29	NYI – 1-5/5:37		2. R. Nash (NYR)
				3. T. Vanek (NYI)

GAME SUMMARIES

Jan. 23, Rangers 1 vs. Blues 2 – Rick Nash notched the Rangers' lone goal late in the second period, but the Blues tallied a goal in the first and third periods for the win. Derek Stepan and Ryan McDonagh each recorded an assist, while Henrik Lundqvist made 23 saves.

Shots on Goal:	NYR – 35	STL – 25	Three Stars:	1. K. Shattenkirk (STL)
Power Play:	NYR – 0-3/6:00	STL – 1-2/2:09		2. J. Halak (STL)
				3. R. Nash (NYR)

Jan. 26, Rangers 7 at Devils 3 (Yankee Stadium) – The Rangers erased a two-goal deficit with six unanswered goals and established NHL scoring records for goals and goals in a single period in a regular season outdoor game in their first of two games at the 2014 Coors Light NHL Stadium Series at Yankee Stadium. The Devils took a 3-1 lead in the first period with a pair of goals from Patrik Elias and a goal from Travis Zajac at 16:07 of the opening frame, while Dominic Moore (one goal, one assist) put the Rangers on the board at 9:07. Marc Staal (one goal, one assist) responded to Zajac's goal less than a minute later to pull to within one. The Blueshirts tallied four goals in the second period, including a pair from Mats Zuccarello (two goals), and one each from Carl Hagelin and Rick Nash. Derek Stepan (one goal, one assist) completed the game's scoring midway through the third with the first successful penalty shot goal in a regular season NHL outdoor game. Anton Stralman and Derick Brassard each registered two assists, while John Moore, Brian Boyle, Ryan Callahan, and Benoit Pouliot tallied one assist apiece. Henrik Lundqvist made 19 saves.

Shots on Goal:	NYR – 26	NJD – 22	Three Stars:	1. M. Zuccarello (NYR)
Power Play:	NYR – 0-3/4:19	NJD – 1-2/0:41		2. P. Elias (NJD)
				3. A. Stralman (NYR)

Jan. 29, Rangers 2 at Islanders 1 (Yankee Stadium) – The Rangers tallied two unanswered goals and Henrik Lundqvist made 30 saves to complete a sweep of the two-game Stadium Series at Yankee Stadium. The Islanders opened the game's scoring at 18:33 of the second, but Benoit Pouliot responded 40 seconds later to head into the third tied at one goal apiece. Daniel Carcillo notched the go-ahead goal at 4:36 of the final frame. Derick Brassard, Mats Zuccarello, Dominic Moore, and Brian Boyle each tallied an assist.

Shots on Goal:	NYR – 34	NYI – 31	Three Stars:	1. H. Lundqvist (NYR)
Power Play:	NYR – 0-1/1:59	NYI – 0-4/6:03		2. E. Nabokov (NYI)
				3. D. Girardi (NYR)

Jan. 31, Rangers 4 vs. Islanders 1 – The Rangers notched three unanswered goals in the third period to earn their third straight victory and 30th of the season. Brian Boyle opened the game's scoring at 3:29 of the first, but Kyle Okposo responded at 14:28 of the second. The Blueshirts tallied three goals in the game's final 7:46 to break the 1-1 tie, from Derick Brassard, Brad Richards, and Ryan McDonagh. Marc Staal registered two assists, while Ryan Callahan, Dominic Moore, Mats Zuccarello, and Carl Hagelin each recorded one assist. Henrik Lundqvist made 38 saves.

Shots on Goal:	NYR – 37	NYI – 39	Three Stars:	1. H. Lundqvist (NYR)
Power Play:	NYR – 0-3/4:45	NYI – 0-3/6:00		2. M. Zuccarello (NYR)
				3. M. Staal (NYR)

FEBRUARY

Feb. 4, Rangers 5 vs. Avalanche 1 – Ryan Callahan (two goals, one assist) notched a pair of first-period goals and Henrik Lundqvist made 27 saves to help the Rangers win their season-high fourth consecutive game. Callahan opened the game's scoring with his two goals in the first, but Colorado responded with a power play goal in the second to pull to within one. The Blueshirts answered with three unanswered goals, beginning with a goal from Anton Stralman less than a minute later, and third-period goals from Derick Brassard (one goal, one assist) and Brad Richards (one goal, one assist). Mats Zuccarello and Carl Hagelin each tallied two assists.

Shots on Goal:	NYR – 43	COL – 28	Three Stars:	1. R. Callahan (NYR)
Power Play:	NYR – 0-3/6:00	COL – 1-3/3:51		2. C. Hagelin (NYR)
				3. H. Lundqvist (NYR)

Feb. 6, Rangers 1 vs. Oilers 2 – The Oilers notched a goal in the game's opening 2:56 and again in the final 1:38 of regulation to end the Rangers season-high winning streak at four games. Derick Brassard tallied the Blueshirts' lone goal at 0:22 of the second period, off a feed from Mats Zuccarello and Benoit Pouliot. Cam Talbot made 29 saves.

Shots on Goal:	NYR – 36	EDM – 31	Three Stars:	1. B. Scrivens (EDM)
Power Play:	NYR – 0-0/0:00	EDM – 0-1/2:00		2. C. Talbot (NYR)
				3. N. Yakupov (EDM)

GAME SUMMARIES

Feb. 7, Rangers 4 at Penguins 3 (SO) – Benoit Pouliot registered two goals and Brad Richards (one assist) notched the shootout game-decider in the Rangers' final game before the Olympic break. The Blueshirts and Penguins traded goals in the first, second, and third periods, with Pouliot tallying goals in the first and third, and Dan Girardi (one goal, one assist) scoring in the second. Richards and Mats Zuccarello (one assist) each converted in the shootout, while Henrik Lundqvist (26 saves) stoPower Played two of three shootout attempts. Derick Brassard and Marc Staal also tallied one assist apiece.

Shots on Goal:	NYR – 41	PIT – 29	Three Stars:	1. B. Pouliot (NYR)
Power Play:	NYR – 2-5/4:13	PIT – 2-4/5:29		2. O. Maatta (PIT)
				3. D. Girardi (NYR)

Feb. 27, Rangers 2 vs. Blackhawks 1 – Derick Brassard and Rick Nash each notched a goal for the Rangers, while Cam Talbot made 31 saves as the Blueshirts resumed their regular season campaign. Brassard opened the game's scoring at 10:14 of the first period, and Nash tallied the eventual game-winner at 15:53 of the third. Benoit Pouliot, J.T. Miller, Derek Stepan, and Carl Hagelin registered one assist apiece.

Shots on Goal:	NYR – 24	CHI – 32	Three Stars:	1. C. Talbot (NYR)
Power Play:	NYR – 0-1/2:00	CHI – 0-3/6:00		2. D. Brassard (NYR)
				3. M. Staal (NYR)

MARCH

Mar. 1, Rangers 2 at Flyers 4 – The Flyers opened up a two-goal lead with a pair of goals in a 66-second span mid-way through the first period. The Rangers responded with two straight goals, from Chris Kreider at 4:59 of the second and a power play tally from Derick Brassard at 11:42 of the middle frame. Philadelphia answered with a power play goal less than two minutes later, and completed the game's scoring with an even strength goal late in the third. Henrik Lundqvist made 27 saves and recorded a power play assist in the contest. Rick Nash, Brad Richards, and Derek Stepan tallied one assist apiece.

Shots on Goal:	NYR – 35	PHI – 31	Three Stars:	1. W. Simmonds (PHI)
Power Play:	NYR – 1-3/5:25	PHI – 1-4/7:04		2. S. Mason (PHI)
				3. D. Girardi (NYR)

Mar. 2, Rangers 3 at Bruins 6 – The Rangers took an early lead with a goal from J.T. Miller at 3:20 of the first period. Boston tied it up late in the first, and pulled ahead with a pair of goals early in the second. Brad Richards notched a goal at 16:53 of the second to cut the Blueshirts' deficit to one. The Bruins responded with two goals from Gregory Campbell mid-way through the third, including a shorthanded goal at 9:04, before Ryan McDonagh answered with a power play goal with 4:42 remaining in regulation. Milan Lucic tallied a goal in the closing minutes of regulation to complete the game's scoring. Derek Stepan recorded two assists, while Anton Stralman, Chris Kreider, and Ryan Callahan registered one assist apiece. Henrik Lundqvist made 27 saves.

Shots on Goal:	NYR – 42	BOS – 33	Three Stars:	1. T. Rask (BOS)
Power Play:	NYR – 1-4/6:05	BOS – 0-0/0:00		2. D. Hamilton (BOS)
				3. J. Iginla (BOS)

Mar. 5, Rangers 2 vs. Maple Leafs 3 (OT) – The Rangers erased a two-goal deficit with a pair of shorthanded goals in a 79-second span while killing the same penalty early in the third period to force overtime and earn a point in the contest. After a scoreless first period, Toronto tallied a penalty shot goal early in the second, and extended their lead early in the third. Ryan McDonagh and Dominic Moore (one goal, one assist) responded a few minutes later with shorthanded goals, but the Maple Leafs' Tyler Bozak notched his second goal of the game at 1:51 in overtime for the win. Brian Boyle and Derek Stepan each tallied an assist, while Henrik Lundqvist made 26 saves. Martin St. Louis registered three Shots on Goal in his Rangers debut.

Shots on Goal:	NYR – 37	TOR – 29	Three Stars:	1. T. Bozak (TOR)
Power Play:	NYR – 0-1/2:00	TOR – 0-2/4:00		2. D. Moore (NYR)
				3. J. Bernier (TOR)

Mar. 7, Rangers 4 at Hurricanes 2 – The Rangers tallied four goals in the third period in a comeback victory. Carolina opened the game's scoring late in the first, and carried that lead into the third period. Ryan McDonagh responded with his second shorthanded goal in two games, and the Rangers' third straight shorthanded goal, at 7:25 of the third period. Jeff Skinner gave the Hurricanes their second lead with a penalty shot goal at 12:07, but Rick Nash (one goal, one assist) responded 77 seconds later. Derek Stepan (one goal, one assist) notched the game-winning goal on the power play with 2:46 remaining in regulation, and Carl Hagelin clinched the win with an empty net goal in the final minute. Martin St. Louis registered his first point as a Ranger with the primary assist on Stepan's game-winning, power play goal, and Mats Zuccarello recorded an assist in his return to the lineup after missing the previous four games to injury. Dan Girardi, John Moore, and Brad Richards also tallied one assist apiece, while Henrik Lundqvist made 22 saves.

Shots on Goal:	NYR – 44	CAR – 24	Three Stars:	1. A. Khudobin (CAR)
Power Play:	NYR – 1-4/6:32	CAR – 0-4/7:17		2. R. Nash (NYR)
				3. D. Stepan (NYR)

GAME SUMMARIES

Mar. 9, Rangers 3 vs. Red Wings 0 – Henrik Lundqvist made 30 saves to record his 300th career win and 49th career shutout, as the Rangers swept their season series against Detroit. Brian Boyle opened the game's scoring at 5:14 of the first period, and Chris Kreider tallied a pair of goals in the third. Derek Stepan and Ryan McDonagh each recorded two assists, while John Moore and Dominic Moore registered one assist apiece.

Shots on Goal:	NYR –31	DET –30	Three Stars:	1. H. Lundqvist (NYR)
Power Play:	NYR –0-3/5:24	DET – 0-3/5:24		2. C. Kreider (NYR)
				3. D. Stepan (NYR)

Mar. 11, Rangers 1 at Hurricanes 3 – After a scoreless first period, Carolina's Jiri Tlusty opened the game's scoring 33 seconds into the second. Kevin Klein responded less than four minutes later with a goal, his first point as a Ranger, off a feed from Mats Zuccarello and Benoit Pouliot. The Hurricanes answered with a goal late in the second, and clinched the win with their third goal at 14:31 of the third. Henrik Lundqvist made 32 saves.

Shots on Goal:	NYR – 25	CAR – 35	Three Stars:	1. J. Staal (CAR)
Power Play:	NYR – 0-3/4:29	CAR – 0-4/7:06		2. J. Tlusty (CAR)
				3. A. Semin (CAR)

Mar. 13, Rangers 1 at Wild 2 – Derek Stepan notched a power play goal in the second period, but Minnesota tallied goals in the first and third periods for the win. Ryan McDonagh and Rick Nash each recorded an assist on Stepan's power play goal, while Cam Talbot made 24 saves.

Shots on Goal:	NYR – 30	MIN – 26	Three Stars:	1. M. Granlund (MIN)
Power Play:	NYR – 1-3/5:42	MIN – 0-3/6:00		2. D. Kuemper (MIN)
				3. Z. Parise (MIN)

Mar. 14, Rangers 4 at Jets 2 – Carl Hagelin (three goals) registered his first career hat trick, while Henrik Lundqvist made 30 saves to tie the franchise record with his 301st career win. Hagelin opened the game's scoring 75 seconds into the game, but Winnipeg answered a minute later with a pair of goals in a 53-second span. The Blueshirts responded with three unanswered goals, beginning with Chris Kreider's game-tying goal at 11:28 of the first. Hagelin notched his second goal of the game with eight seconds remaining in the second, and completed his hat trick at 8:50 of the third. Kevin Klein tallied two assists, while Dan Girardi, Brad Richards, Derek Stepan, Martin St. Louis, and Benoit Pouliot each registered one assist apiece.

Shots on Goal:	NYR – 23	WPG – 32	Three Stars:	1. C. Hagelin (NYR)
Power Play:	NYR – 0-4/8:00	WPG – 0-4/8:00		2. A. Ladd (WPG)
				3. C. Kreider (NYR)

Mar. 16, Rangers 0 vs. Sharks 1 – Logan Couture notched the game's lone goal with a shorthanded goal at 11:48 of the first period, while Antti Niemi turned aside all 41 Shots on Goal he faced. Henrik Lundqvist made 28 saves.

Shots on Goal:	NYR – 41	SJS – 29	Three Stars:	1. A. Niemi (SJS)
Power Play:	NYR – 0-3/6:00	SJS – 0-1/2:00		2. H. Lundqvist (NYR)
				3. L. Couture (SJS)

Mar. 18, Rangers 8 at Senators 4 – The Rangers notched a season-high, eight goals, and Henrik Lundqvist made 35 saves to register his 302nd career victory and become the franchise's all-time leader in wins. Rick Nash (two goals) notched a shorthanded goal at 8:02 of the first, but ended the frame down 2-1. The Blueshirts responded with four straight goals in the second period, from Derick Brassard (two goals, one assist), Benoit Pouliot, John Moore, and Ryan McDonagh. The Senators pulled to within two early in the third, but Derek Stepan answered 73-seconds later off a feed from Mats Zuccarello (two assists). Brassard and Nash each tallied their second goal of the game later in the frame. Dan Girardi, Kevin Klein, Chris Kreider, Martin St. Louis, Dominic Moore, and Carl Hagelin each recorded one assist in the contest.

Shots on Goal:	NYR – 39	OTT – 39	Three Stars:	1. D. Brassard (NYR)
Power Play:	NYR – 0-3/4:53	OTT – 1-2/2:49		2. M. Zuccarello (NYR)
				3. M. Zibanejad (OTT)

Mar. 21, Rangers 3 at Blue Jackets 1 – After two scoreless periods, the Blueshirts tallied three unanswered goals in the third to pull two points ahead of Columbus into third place in the Metropolitan Division standings. Nick Foligno opened the game's scoring with an unassisted goal at 1:12 of the third to give the Blue Jackets the lead, but Derek Stepan responded 44 seconds later off a feed from Ryan McDonagh and Anton Stralman (two assists). Derick Brassard notched the game-winning goal at 11:31 of the final frame, and Carl Hagelin clinched the win with an empty net goal in the closing minute. Mats Zuccarello tallied two assists, while Ryan McDonagh and Marc Staal each recorded an assist. Henrik Lundqvist made 25 saves.

Shots on Goal:	NYR – 32	CBJ – 26	Three Stars:	1. H. Lundqvist (NYR)
Power Play:	NYR – 0-4/7:31	CBJ – 0-3/6:00		2. S. Bobrovsky (CBJ)
				3. D. Brassard (NYR)

GAME SUMMARIES

Mar. 22, Rangers 2 at Devils 0 – Henrik Lundqvist made 21 saves to post his 50th career shutout and become the franchise leader in shutouts, as the Rangers finished their three-game road trip with a 3-0-0 record. After a scoreless first period, Rick Nash opened the game's scoring at 10:33 of the second period, and Derek Stepan (one goal, one assist) clinched the win with a power play, empty net goal in the closing minute of regulation. Chris Kreider, Henrik Lundqvist, and Ryan McDonagh each tallied an assist in the contest.

Shots on Goal:	NYR – 27	NJD – 21	Three Stars: 1. H. Lundqvist (NYR) 2. M. Brodeur (NJD)
Power Play:	NYR – 1-3/5:55	NJD – 0-1/2:00	3. R. Nash (NYR)

Mar. 24, Rangers 4 vs. Coyotes 3 (OT) – The Rangers erased a two-goal first-period deficit with two straight goals in the second, from Brad Richards at 6:10 and Derick Brassard at 10:53. Phoenix reclaimed the lead six minutes later, but Dan Girardi (one goal, one assist) notched the tying goal with 3:28 remaining in regulation and Ryan McDonagh (one goal, two assists) tallied the game-winner 1:56 into overtime. Carl Hagelin and Benoit Pouliot recorded two assists apiece, while Mats Zuccarello registered his 50th point of the season with an assist. Henrik Lundqvist made 18 saves.

Shots on Goal:	NYR – 36	PHX – 21	Three Stars: 1. R. McDonagh (NYR)
Power Play:	NYR – 0-2/3:12	PHX – 1-4/5:42	2. D. Girardi (NYR)
			3. K. Chipchura (PHX)

Mar. 26, Rangers 3 vs. Flyers 1 – Henrik Lundqvist made 30 saves to record his 30th win of the season, and Ryan McDonagh notched the game-winning goal for the second straight game to extend the Rangers' win streak to a season-high, five games. New York opened up a three-goal lead with tallies from Derek Dorsett, Ryan McDonagh, and Dominic Moore. Jakub Voracek registered the Flyers' lone goal in the closing minutes of regulation. Brian Boyle and Kevin Klein each recorded an assist.

Shots on Goal:	NYR – 29	PHI – 31	Three Stars: 1. H. Lundqvist (NYR)
Power Play:	NYR – 0-2/3:32	PHI – 0-2/3:28	2. R. McDonagh (NYR)
			3. D. Moore (NYR)

Mar. 28, Rangers 3 at Flames 4 – The Rangers began a four-game road trip with a loss in Calgary, ending their season-high winning streak at five games. The Flames opened up a two-goal lead with a pair of goals in the first period. The Blueshirts responded with three straight goals in the second to take the lead. Brian Boyle put the Rangers on the board at 2:12 of the second, and Raphael Diaz tied the score 39 seconds later with his first point as a Ranger at 2:51. Brad Richards (one goal, one assist) gave the Rangers the lead at 5:39 of the middle frame, but the Flames answered with two unanswered goals later in the second. Derek Dorsett, Dominic Moore, Carl Hagelin, and Benoit Pouliot each registered an assist. Henrik Lundqvist made 24 saves.

Shots on Goal:	NYR – 41	CGY – 28	Three Stars: 1. K. Ramo (CGY)
Power Play:	NYR – 0-1/2:00	CGY – 1-2/3:48	2. T. Brodie (CGY)
			3. B. Richards (NYR)

Mar. 30, Rangers 5 at Oilers 0 – The Rangers notched three goals on special teams, including two shorthanded goals, and Cam Talbot stoPower Played all 26 Shots on Goal he faced to give the Blueshirts a franchise-tying 24th road win of the season. Mats Zuccarello (two goals, one assist) opened the scoring off a feed from Anton Stralman and Benoit Pouliot at 16:30 of the first. New York tallied three goals in the second, beginning with a power play tally from Derick Brassard at 4:38. Rick Nash (two goals) notched a pair of goals later in the middle frame, including a shorthanded tally at 13:26 of the second. Zuccarello's second of the game, a shorthanded goal at 3:49 of the third, completed the game's scoring. Derek Stepan tallied three assists, while Marc Staal and Raphael Diaz recorded one assist apiece.

Shots on Goal:	NYR – 32	EDM – 26	Three Stars: 1. R. Nash (NYR)
Power Play:	NYR –1-6/11:42	EDM – 0-4/7:44	2. M. Zuccarello (NYR)
			3. C. Talbot (NYR)

APRIL

Apr. 1, Rangers 3 at Canucks 1 – The Rangers notched two goals on special teams, Martin St. Louis tallied his first goal as a Ranger and Henrik Lundqvist made 34 saves to give the Blueshirts a franchise-record 25th road win of the season. Daniel Carcillo opened the scoring 4:59 into the contest, and Benoit Pouliot scored a power play goal 14:43 into the first period off a feed from Derick Brassard. St. Louis registered a shorthanded goal on a 2-on-1 rush with 9:45 remaining in regulation to complete the game's scoring. Eight Rangers registered a point in the contest, including Brian Boyle, who recorded his 100th career NHL point with an assist on Carcillo's goal.

Shots on Goal:	NYR – 31	VAN – 35	Three Stars: 1. H. Lundqvist (NYR)
Power Play:	NYR – 1-3/3:58	VAN – 0-2/4:00	2. R. Kesler (VAN)
			3. B. Pouliot (NYR)

GAME SUMMARIES

Apr. 3, Rangers 2 at Avalanche 3 (SO) – John Moore opened the scoring in his return to the lineup after missing six games with a head injury. After Colorado tied the game midway through the second period, the Rangers regained the lead when Derek Stepan scored on a 2-on-1 rush with 4:30 remaining in the second period. Benoit Pouliot and Mats Zuccarello each tallied an assist on Moore's goal, extending their point streaks to four and three games, respectively. Henrik Lundqvist made 35 saves in regulation and overtime, and stoPower Played two of three shootout attempts.

Shots on Goal:	NYR – 32	EDM – 26	Three Stars:	1. R. Nash (NYR)
Power Play:	NYR – 1-6/11:42	EDM – 0-4/7:44		2. M. Zuccarello (NYR)
				3. C. Talbot (NYR)

Apr. 5, Rangers 2 vs. Senators 3 – The Rangers began a three-game homestand with a loss against the Senators, ending their point streak at three games. Despite trailing 2-0 after the first period, the Blueshirts cut two separate two-goal deficits in half during the middle frame. Mats Zuccarello scored twice for the Rangers, extending his point streak to four games. Benoit Pouliot added an assist on Zuccarello's first goal to extend his point streak to five games. Henrik Lundqvist stoPower Played 31 Shots on Goal in the contest.

Shots on Goal:	NYR –43	OTT –34	Three Stars:	1. M. Zuccarello (NYR)
Power Play:	NYR –0-2/4:00	OTT –0-1/2:00		2. R. Lehner (OTT)
				3. E. Karlsson (OTT)

Apr. 8, Rangers 4 vs. Hurricanes 1 – Brad Richards taliied two power play goals and Martin St. Louis posted his first multi-point game as a Ranger with three assists to lead the Blueshirts to the victory. After giving up the first goal, the Rangers answered with a power play goal, as Richards beat Cam Ward with a snap shot from the left circle. Less than a minute into the second period, Benoit Pouliot scored to give the Rangers a lead they would not relinquish. Richards' second power play goal gave the Blueshirts a two-goal lead after two periods, and Derek Stepan closed out the scoring with a goal off a nifty pass from St. Louis. Henrik Lundqvist stoPower Played 27 Shots on Goal to record his 32nd win of the season.

Shots on Goal:	NYR –36	CAR –28	Three Stars:	1. B. Richards (NYR)
Power Play:	NYR –2-3/2:37	CAR –0-0/0:00		2. M. St. Louis (NYR)
				3. H. Lundqvist (NYR)

Apr. 10, Rangers 2 vs. Sabres 1 – Henrik Lundqvist made 23 saves to record his 33rd win of the season and Rick Nash tallied his ninth game-winning goal as the Rangers concluded their regular season home schedule. After a scoreless first period, the Rangers outshot Buffalo, 18-1, in the middle frame, and Benoit Pouliot tallied a goal with 30.4 seconds remaining in the period to extend his point streak to seven games. Late in the third period, Nash took a pass from Martin St. Louis and fired a one-timer past Matt Hackett to put the Rangers ahead.

Shots on Goal:	NYR –30	BUF –24	Three Stars:	1. R. Nash (NYR)
Power Play:	NYR –0-4/8:00	BUF –0-2/4:00		2. B. Pouliot (NYR)
				3. M. Hackett (BUF)

Apr. 12, Rangers 0 at Canadiens 1 (OT) – The Rangers completed their 2013-14 regular season campaign with a 1-0 overtime loss at Montreal. Cam Talbot made 26 saves, with the lone goal in the contest coming off a Brian Gionta penalty shot at 2:04 of the overtime period.

Shots on Goal:	NYR – 41	MTL – 27	Three Stars:	1. C. Price (MTL)
Power Play:	NYR – 0-3/6:00	MTL – 0-3/6:00		2. C. Talbot (NYR)
				3. B. Gionta (MTL)

FINAL RANGERS SCORING

POS.	NO.	PLAYER			GP	G	A	P	+/-	PIM	PPG	SHG	GW	S	S%
R	26	**Martin St. Louis**		NYR	19	1	7	8	1	4	0	1	0	37	2.7
				TBL	62	29	32	61	12	6	9	0	5	167	17.4
				Total	81	30	39	69	13	10	9	1	5	204	14.7
L	36	**Mats Zuccarello**			77	19	40	59	11	32	4	1	4	170	11.2
C	21	**Derek Stepan**			82	17	40	57	12	18	5	0	2	199	8.5
C	19	**Brad Richards**			82	20	31	51	-8	18	5	0	2	259	7.7
C	16	**Derick Brassard**			81	18	27	45	2	46	7	0	4	159	11.3
D	27	**Ryan McDonagh**			77	14	29	43	11	36	2	3	4	177	7.9
L	61	**Rick Nash**			65	26	13	39	10	36	4	2	9	258	10.1
L	20	***Chris Kreider**			66	17	20	37	14	72	6	0	0	136	12.5
L	67	**Benoit Pouliot**			80	15	21	36	10	56	7	0	4	141	10.6
L	62	**Carl Hagelin**			72	17	16	33	8	44	0	1	5	144	11.8
R	24	**Ryan Callahan**	X		45	11	14	25	-3	16	4	1	2	109	10.1
D	5	**Dan Girardi**			81	5	19	24	6	16	1	0	0	100	5.0
C	22	**Brian Boyle**			82	6	12	18	1	56	1	0	1	137	4.4
C	28	**Dominic Moore**			73	6	12	18	E	18	0	1	1	96	6.3
D	17	**John Moore**			74	4	11	15	7	25	0	0	2	115	3.5
D	4	**Raphael Diaz**		NYR	11	1	1	2	5	4	0	0	0	18	5.6
				VAN	6	1	1	2	-3	0	0	0	0	9	11.1
				MTL	46	0	11	11	-4	12	0	0	0	41	0.0
				Total	63	2	13	15	-2	16	0	0	0	68	2.9
D	18	**Marc Staal**			72	3	11	14	-1	24	1	0	0	92	3.3
D	6	**Anton Stralman**			81	1	12	13	9	26	0	0	0	104	1.0
D	4	**Michael Del Zotto**	X		42	2	9	11	-5	10	1	0	0	64	3.1
D	8	**Kevin Klein**		NYR	30	1	5	6	4	0	0	0	0	24	4.2
				NSH	47	1	2	3	-11	21	0	0	0	49	2.0
				Total	77	2	7	9	-7	21	0	0	0	73	2.7
R	15	**Derek Dorsett**			51	4	4	8	-1	128	0	0	0	67	6.0
C	10	**J.T. Miller**			30	3	3	6	-6	18	0	0	0	46	6.5
L	13	**Daniel Carcillo**		NYR	31	3	0	3	E	43	0	0	1	22	13.6
				LAK	26	1	1	2	-1	57	0	0	1	22	4.5
				Total	57	4	1	5	-1	100	0	0	2	44	9.1
G	30	**Henrik Lundqvist**			63	0	4	4	-	0	0	0	0	0	-
D	44	**Justin Falk**			21	0	2	2	-5	20	0	0	0	10	0.0
L	14	**Taylor Pyatt**	X		22	0	1	1	-9	10	0	0	0	22	0.0
R	12	***Jesper Fast**			11	0	0	0	-5	2	0	0	0	7	0.0
R	45	**Arron Asham**			6	0	0	0	-5	14	0	0	0	1	0.0
D	37	***Conor Allen**			3	0	0	0	-1	0	0	0	0	2	0.0
L	40	***Brandon Mashinter**	X		6	0	0	0	-1	10	0	0	0	3	0.0
D	42	***Dylan McIlrath**			2	0	0	0	-1	7	0	0	0	0	0.0
C	8	**Darroll Powe**			1	0	0	0	-2	0	0	0	0	0	0.0
G	33	**Cam Talbot**			21	0	0	0	-	0	0	0	0	0	-
G	43	**Martin Biron**	R		2	0	0	0	-	0	0	0	0	0	-

GOALTENDING

NO.	GOALTENDER		GPI	TOI	GAA	W	L	OT	EN	SO	GA	SV%	G	A	PIM
30	**Henrik Lundqvist**		63	3,655:19	2.36	33	24	5	2	5	144	.920	0	4	0
33	**Cam Talbot**		21	1,210:40	1.64	12	6	1	2	3	33	.941	0	0	0
43	**Martin Biron**	R	2	70:38	7.61	0	1	0	0	0	9	.763	0	0	0

* Denotes rookie "X" Denotes traded player "R" Denotes retired player

SCORING BREAKDOWN

	HOME			ROAD			GAME WINNING			GAME-DECIDING GOALS
PLAYER	G	A	PTS	G	A	PTS	G	A	PTS	G
Allen, Conor	0	0	0	0	0	0	0	0	0	0
Asham, Arron	0	0	0	0	0	0	0	0	0	0
Biron, Martin	0	0	0	0	0	0	0	0	0	0
Boyle, Brian	4	6	10	2	6	8	1	2	3	0
Brassard, Derick	11	9	20	7	18	25	4	7	11	0
Callahan, Ryan	6	8	14	5	6	11	2	0	2	0
Carcillo, Daniel	1	0	1	2	0	2	1	0	1	0
Del Zotto, Michael	2	6	8	0	3	3	0	2	2	0
Diaz, Raphael	0	0	0	1	1	2	0	0	0	0
Dorsett, Derek	3	2	5	1	2	3	0	1	1	0
Falk, Justin	0	2	2	0	0	0	0	0	0	0
Fast, Jesper	0	0	0	0	0	0	0	0	0	0
Girardi, Dan	3	8	11	2	11	13	0	4	4	0
Hagelin, Carl	5	10	15	12	6	18	5	4	9	0
Klein, Kevin	0	1	1	1	4	5	0	1	1	0
Kreider, Chris	11	16	27	6	4	10	0	4	4	0
Lundqvist, Henrik	0	0	0	0	4	4	0	0	0	0
Mashinter, Brandon	0	0	0	0	0	0	0	0	0	0
McDonagh, Ryan	6	15	21	8	14	22	4	4	8	0
McIlrath, Dylan	0	0	0	0	0	0	0	0	0	0
Miller, J.T.	3	2	5	0	1	1	0	1	1	0
Moore, Dominic	3	7	10	3	5	8	1	5	6	0
Moore, John	0	6	6	4	5	9	2	1	3	0
Nash, Rick	13	5	18	13	8	21	9	1	10	0
Pouliot, Benoit	5	13	18	10	8	18	4	4	8	1
Powe, Darroll	0	0	0	0	0	0	0	0	0	0
Pyatt, Taylor	0	1	1	0	0	0	0	1	1	0
Richards, Brad	9	16	25	11	15	26	2	7	9	2
St. Louis, Martin	0	4	4	1	3	4	0	3	3	0
Staal, Marc	1	3	4	2	8	10	0	2	2	0
Stepan, Derek	8	15	23	9	25	34	2	6	8	1
Stralman, Anton	1	6	7	0	6	6	0	3	3	0
Talbot, Cam	0	0	0	0	0	0	0	0	0	0
Zuccarello, Mats	8	20	28	11	20	31	4	3	7	0
TOTALS	103	181	284	111	183	294	41	66	107	4

SPECIAL TEAMS SCORING BREAKDOWN

	EVEN STRENGTH			POWER PLAY			SHORTHANDED			TOTALS		
PLAYER	G	A	PTS	G	A	PTS	G	A	PTS	G	A	PTS
Allen, Conor	0	0	0	0	0	0	0	0	0	0	0	0
Asham, Arron	0	0	0	0	0	0	0	0	0	0	0	0
Biron, Martin	0	0	0	0	0	0	0	0	0	0	0	0
Boyle, Brian	5	9	14	1	1	2	0	2	2	6	12	18
Brassard, Derick	11	16	27	7	11	18	0	0	0	18	27	45
Callahan, Ryan	6	11	17	4	3	7	1	0	1	11	14	25
Carcillo, Daniel	3	0	3	0	0	0	0	0	0	3	0	3
Del Zotto, Michael	1	5	6	1	4	5	0	0	0	2	9	11
Diaz, Raphael	1	0	1	0	1	1	0	0	0	1	1	2
Dorsett, Derek	4	4	8	0	0	0	0	0	0	4	4	8
Falk, Justin	0	2	2	0	0	0	0	0	0	0	2	2
Fast, Jesper	0	0	0	0	0	0	0	0	0	0	0	0
Girardi, Dan	4	15	19	1	2	3	0	2	2	5	19	24
Hagelin, Carl	16	16	32	0	0	0	1	0	1	17	16	33
Klein, Kevin	1	5	6	0	0	0	0	0	0	1	5	6
Kreider, Chris	11	14	25	6	6	12	0	0	0	17	20	37
Lundqvist, Henrik	0	0	0	0	4	4	0	0	0	0	4	4
Mashinter, Brandon	0	0	0	0	0	0	0	0	0	0	0	0
McDonagh, Ryan	9	17	26	2	11	13	3	1	4	14	29	43
McIlrath, Dylan	0	0	0	0	0	0	0	0	0	0	0	0
Miller, J.T.	3	1	4	0	2	2	0	0	0	3	3	6
Moore, Dominic	5	10	15	0	0	0	1	2	3	6	12	18
Moore, John	4	9	13	0	2	2	0	0	0	4	11	15
Nash, Rick	20	8	28	4	3	7	2	2	4	26	13	39
Pouliot, Benoit	8	20	28	7	1	8	0	0	0	15	21	36
Powe, Darroll	0	0	0	0	0	0	0	0	0	0	0	0
Pyatt, Taylor	0	1	1	0	0	0	0	0	0	0	1	1
Richards, Brad	15	17	32	5	14	19	0	0	0	20	31	51
St. Louis, Martin	0	4	4	0	3	3	1	0	1	1	7	8
Staal, Marc	2	10	12	1	0	1	0	1	1	3	11	14
Stepan, Derek	12	24	36	5	13	18	0	3	3	17	40	57
Stralman, Anton	1	12	13	0	0	0	0	0	0	1	12	13
Talbot, Cam	0	0	0	0	0	0	0	0	0	0	0	0
Zuccarello, Mats	14	27	41	4	13	17	1	0	1	19	40	59
TOTALS	156	257	413	48	94	142	10	13	23	214	364	578

SCORING BREAKDOWN BY MONTH

	OCTOBER			NOVEMBER			DECEMBER			JANUARY		
PLAYER	G	A	PTS	G	A	PTS	G	A	PTS	G	A	PTS
Allen, Conor	–	–	–	–	–	–	0	0	0	0	0	0
Asham, Arron	0	0	0	–	–	–	0	0	0	–	–	–
Biron, Martin	0	0	0	–	–	–	–	–	–	–	–	–
Boyle, Brian	0	3	3	1	2	3	0	2	2	3	2	5
Brassard, Derick	2	4	6	3	3	6	1	8	9	3	6	9
Callahan, Ryan	3	0	3	3	4	7	1	2	3	2	6	8
Carcillo, Daniel	–	–	–	–	–	–	–	–	–	2	0	2
Del Zotto, Michael	0	2	2	2	1	3	0	2	2	0	4	4
Diaz, Raphael	–	–	–	–	–	–	–	–	–	–	–	–
Dorsett, Derek	1	0	1	1	1	2	1	1	2	0	0	0
Falk, Justin	0	0	0	0	0	0	0	2	2	0	0	0
Fast, Jesper	0	0	0	–	–	–	–	–	–	–	–	–
Girardi, Dan	0	0	0	1	4	5	2	3	5	0	5	5
Hagelin, Carl	0	1	1	5	5	10	4	0	4	3	3	6
Klein, Kevin	–	–	–	–	–	–	–	–	–	0	0	0
Kreider, Chris	2	1	3	4	9	13	4	2	6	3	5	8
Lundqvist, Henrik	0	0	0	0	1	1	0	0	0	0	1	1
Mashinter, Brandon	0	0	0	0	0	0	–	–	–	–	–	–
McDonagh, Ryan	2	3	5	4	6	10	0	8	8	2	5	7
McIlrath, Dylan	–	–	–	–	–	–	0	0	0	–	–	–
Miller, J.T.	0	1	1	1	0	1	1	0	1	0	1	1
Moore, Dominic	0	1	1	0	0	0	1	2	3	3	5	8
Moore, John	1	1	2	1	2	3	0	2	2	0	3	3
Nash, Rick	0	3	3	4	2	6	3	4	7	11	0	11
Pouliot, Benoit	2	1	3	0	1	1	5	4	9	2	5	7
Powe, Darroll	0	0	0	–	–	–	–	–	–	–	–	–
Pyatt, Taylor	0	0	0	0	1	1	0	0	0	–	–	–
Richards, Brad	5	4	9	2	8	10	2	6	8	5	7	12
St. Louis, Martin	–	–	–	–	–	–	–	–	–	–	–	–
Staal, Marc	1	1	2	1	0	1	0	0	0	1	6	7
Stepan, Derek	0	7	7	5	7	12	2	4	6	3	7	10
Stralman, Anton	0	1	1	0	2	2	0	1	1	0	2	2
Talbot, Cam	0	0	0	0	0	0	0	0	0	0	0	0
Zuccarello, Mats	1	2	3	2	10	12	6	7	13	6	5	11
TOTALS	20	36	56	40	69	109	33	60	93	49	78	127

	FEBRUARY			MARCH			APRIL			TOTALS		
PLAYER	G	A	PTS	G	A	PTS	G	A	PTS	G	A	PTS
Allen, Conor	–	–	–	–	–	–	–	–	–	0	0	0
Asham, Arron	–	–	–	–	–	–	–	–	–	0	0	0
Biron, Martin	–	–	–	–	–	–	–	–	–	0	0	0
Boyle, Brian	0	0	0	2	2	4	0	1	1	6	12	18
Brassard, Derick	3	2	5	6	1	7	0	3	3	18	27	45
Callahan, Ryan	2	1	3	0	1	1	–	–	–	11	14	25
Carcillo, Daniel	0	0	0	0	0	0	1	0	1	3	0	3
Del Zotto, Michael	–	–	–	–	–	–	–	–	–	2	9	11
Diaz, Raphael	–	–	–	1	1	2	0	0	0	1	1	2
Dorsett, Derek	–	–	–	1	1	2	0	1	1	4	4	8
Falk, Justin	0	0	0	0	0	0	0	0	0	0	2	2
Fast, Jesper	–	–	–	–	–	–	0	0	0	0	0	0
Girardi, Dan	1	1	2	1	4	5	0	2	2	5	19	24
Hagelin, Carl	0	3	3	5	4	9	0	0	0	17	16	33
Klein, Kevin	0	0	0	1	4	5	0	1	1	1	5	6
Kreider, Chris	0	0	0	4	3	7	–	–	–	17	20	37
Lundqvist, Henrik	0	0	0	0	2	2	0	0	0	0	4	4
Mashinter, Brandon	–	–	–	–	–	–	–	–	–	0	0	0
McDonagh, Ryan	0	0	0	6	7	13	0	0	0	14	29	43
McIlrath, Dylan	–	–	–	–	–	–	–	–	–	0	0	0
Miller, J.T.	0	1	1	1	0	1	0	0	0	3	3	6
Moore, Dominic	0	0	0	2	4	6	0	0	0	6	12	18
Moore, John	0	0	0	1	2	3	1	1	2	4	11	15
Nash, Rick	1	0	1	6	3	9	1	1	2	26	13	39
Pouliot, Benoit	2	2	4	1	6	7	3	2	5	15	21	36
Powe, Darroll	–	–	–	–	–	–	–	–	–	0	0	0
Pyatt, Taylor	–	–	–	–	–	–	–	–	–	0	1	1
Richards, Brad	1	2	3	3	4	7	2	0	2	20	31	51
St. Louis, Martin	0	0	0	0	3	3	1	4	5	1	7	8
Staal, Marc	0	1	1	0	2	2	0	1	1	3	11	14
Stepan, Derek	0	1	1	5	12	17	2	2	4	17	40	57
Stralman, Anton	1	0	1	0	4	4	0	2	2	1	12	13
Talbot, Cam	0	0	0	0	0	0	0	0	0	0	0	0
Zuccarello, Mats	0	4	4	2	8	10	2	4	6	19	40	59
TOTALS	11	18	29	48	78	126	13	25	38	214	364	578

SCORING BREAKDOWN BY DIVISION

EASTERN CONFERENCE

	METROPOLITAN			ATLANTIC			TOTALS		
	GOALS	ASSISTS	POINTS	GOALS	ASSISTS	POINTS	GOALS	ASSISTS	POINTS
Allen, Conor	0	0	0	0	0	0	0	0	0
Asham, Arron	0	0	0	0	0	0	0	0	0
Biron, Martin	0	0	0	0	0	0	0	0	0
Boyle, Brian	3	4	7	2	3	5	5	7	12
Brassard, Derick	6	8	14	6	9	15	12	17	29
Callahan, Ryan	4	6	10	1	4	5	5	10	15
Carcillo, Daniel	2	0	2	0	0	0	2	0	2
Del Zotto, Michael	0	5	5	0	3	3	0	8	8
Diaz, Raphael	0	0	0	0	0	0	0	0	0
Dorsett, Derek	2	1	3	1	0	1	3	1	4
Falk, Justin	0	2	2	0	0	0	0	2	2
Fast, Jesper	0	0	0	0	0	0	0	0	0
Girardi, Dan	3	10	13	1	2	3	4	12	16
Hagelin, Carl	9	3	12	2	5	7	11	8	19
Klein, Kevin	1	1	2	0	1	1	1	2	3
Kreider, Chris	5	13	18	5	6	11	10	19	29
Lundqvist, Henrik	0	2	2	0	0	0	0	2	2
Mashinter, Brandon	0	0	0	0	0	0	0	0	0
McDonagh, Ryan	7	10	17	4	12	16	11	22	33
McIlrath, Dylan	0	0	0	0	0	0	0	0	0
Miller, J.T.	0	0	0	3	2	5	3	2	5
Moore, Dominic	3	6	9	3	4	7	6	10	16
Moore, John	1	6	7	1	5	6	2	11	13
Nash, Rick	10	3	13	8	1	9	18	4	22
Pouliot, Benoit	8	6	14	5	4	9	13	10	23
Powe, Darroll	0	0	0	0	0	0	0	0	0
Pyatt, Taylor	0	1	1	0	0	0	0	1	1
Richards, Brad	5	17	22	7	4	11	12	21	33
St. Louis, Martin	0	4	4	0	2	2	0	6	6
Staal, Marc	2	5	7	0	3	3	2	8	10
Stepan, Derek	11	9	20	2	15	17	13	24	37
Stralman, Anton	0	8	8	0	1	1	0	9	9
Talbot, Cam	0	0	0	0	0	0	0	0	0
Zuccarello, Mats	5	21	26	9	8	17	14	29	43
TOTALS	87	151	238	60	94	154	147	245	392

WESTERN CONFERENCE

	CENTRAL			PACIFIC			TOTALS		
	GOALS	ASSISTS	POINTS	GOALS	ASSISTS	POINTS	GOALS	ASSISTS	POINTS
Allen, Conor	0	0	0	0	0	0	0	0	0
Asham, Arron	0	0	0	0	0	0	0	0	0
Biron, Martin	0	0	0	0	0	0	0	0	0
Boyle, Brian	0	1	1	1	4	5	1	5	6
Brassard, Derick	3	7	10	3	3	6	6	10	16
Callahan, Ryan	6	3	9	0	1	1	6	4	10
Carcillo, Daniel	0	0	0	1	0	1	1	0	1
Del Zotto, Michael	0	1	1	2	0	2	2	1	3
Diaz, Raphael	0	0	0	1	1	2	1	1	2
Dorsett, Derek	0	1	1	1	2	3	1	3	4
Falk, Justin	0	0	0	0	0	0	0	0	0
Fast, Jesper	0	0	0	0	0	0	0	0	0
Girardi, Dan	0	4	4	1	3	4	1	7	8
Hagelin, Carl	5	4	9	1	4	5	6	8	14
Klein, Kevin	0	3	3	0	0	0	0	3	3
Kreider, Chris	3	1	4	4	0	4	7	1	8
Lundqvist, Henrik	0	2	2	0	0	0	0	2	2
Mashinter, Brandon	0	0	0	0	0	0	0	0	0
McDonagh, Ryan	1	4	5	2	3	5	3	7	10
McIlrath, Dylan	0	0	0	0	0	0	0	0	0
Miller, J.T.	0	1	1	0	0	0	0	1	1
Moore, Dominic	0	0	0	0	2	2	0	2	2
Moore, John	2	0	2	0	0	0	2	0	2
Nash, Rick	5	2	7	3	7	10	8	9	17
Pouliot, Benoit	1	5	6	1	6	7	2	11	13
Powe, Darroll	0	0	0	0	0	0	0	0	0
Pyatt, Taylor	0	0	0	0	0	0	0	0	0
Richards, Brad	3	8	11	5	2	7	8	10	18
St. Louis, Martin	0	1	1	1	0	1	1	1	2
Staal, Marc	0	2	2	1	1	2	1	3	4
Stepan, Derek	3	7	10	1	9	10	4	16	20
Stralman, Anton	1	0	1	0	3	3	1	3	4
Talbot, Cam	0	0	0	0	0	0	0	0	0
Zuccarello, Mats	3	6	9	2	5	7	5	11	16
TOTALS	36	63	99	31	56	87	67	119	186

MISCELLANEOUS STATISTICS

WIN/LOSS BREAKDOWN

DIVISION	HOME	PTS	GF	GA	AWAY	PTS	GF	GA	OVERALL	PTS	GF	GA
Atlantic	6-5-1	13	22	21	9-2-1	19	39	24	15-7-2	32	61	45
Metropolitan	7-5-3	17	49	40	9-6-0	18	39	35	16-11-3	35	88	75
Central	4-3-0	8	19	18	4-2-1	9	18	16	8-5-1	17	37	34
Pacific	3-4-0	6	15	14	3-4-0	6	17	25	6-8-0	12	32	39
TOTALS	**20-17-4**	**44**	**105**	**93**	**25-14-2**	**52**	**113**	**100**	**45-31-6**	**96**	**218**	**193**

GOALS BY PERIOD

	1ST	2ND	3RD	OT/SO	TOTALS
Rangers	60	78	74	2/4	214
Opponents	60	71	56	3/3	190

SHOTS BY PERIOD

	1ST	2ND	3RD	OT/SO	TOTALS
Rangers	893	1028	763	35	2719
Opponents	801	798	789	24	2412

TEAM STATISTICS

Most Goals, Game:	8, 3/18/14 at OTT
Most Goals Allowed, Game:	9, 10/8/13 at SJS
Most Goals, Period:	4 (3x), last – 3/18/14 at OTT (2nd period)
Most Goals Allowed, Period:	4, 10/8/13 at SJS (2nd period)
Largest Margin of Victory:	6, 1/4/14 at TOR
Largest Margin of Defeat:	7, 10/8/13 at SJS
Most Shots, Game:	50, 1/4/14 at TOR
Most Shots Allowed, Game:	47, 10/8/13 at SJS
Most Shots, Period:	22, 12/23/13 vs. TOR (2nd period)
Most Shots Allowed, Period:	23 (2x), last – 11/21/13 at DAL (1st period)
Least Shots, Game:	19, 11/29/13 at BOS
Least Shots Allowed, Game:	17, 11/23/13 at NSH
Least Shots, Period:	2, 2/27/14 vs. CHI (3rd period)
Least Shots Allowed, Period:	1, 4/10/14 vs. BUF (2nd period)
Most Power Play Goals, Game:	3, 12/29/13 at TBL
Most Power Play Goals Allowed, Game:	2 (3x), last – 2/7/14 at PIT
Most Shorthanded Goals, Game:	2 (2x), last – 3/30/14 at EDM
Most Shorthanded Goals Allowed, Game:	2, 12/20/13 vs. NYI
Longest Winning Streak:	5, 3/18/14 at OTT – 3/26/14 vs. PHI
Longest Point Streak:	5 (2x), last – 3/18/14 at OTT – 3/26/14 vs. PHI
Longest Losing Streak:	3 (2x), last – 12/8/13 vs. WSH – 12/12/13 vs. CBJ
Longest Winless Streak:	4, 12/7/13 vs. NJD – 12/12/13 vs. CBJ

INDIVIDUAL STATISTICS

Most Goals, Game:	3 (3x), last – Carl Hagelin, 3/14/14 at WPG
Most Assists, Game:	3 (4x), last – Martin St. Louis (3 A), 4/8/14 vs. CAR
Most Points, Game:	3 (13x), last – Martin St. Louis (3 A), 4/8/14 vs. CAR
Most Shots, Game:	9, Brad Richards, 12/12/13 vs. CBJ
Most PIM, Game:	21, Derek Dorsett, 10/10/13 at ANA
Longest Point Streak:	8, Derick Brassard (5 G, 5 A), 1/26/14 at NJD – 3/1/14 at PHI
Longest Goal Streak:	5, Rick Nash, 1/18/14 at OTT – 1/26/14 at NJD (7G)
Longest Assist Streak:	5, Mats Zuccarello, 1/29/14 at NYI – 2/7/14 at PIT (6A)

MISCELLANEOUS STATISTICS

MONTHLY RECORD

	GP	W	L	OTL	PTS	GF	GA
October:	12	5	7	0	10	20	37
November:	15	9	6	0	18	40	29
December:	14	6	6	2	14	36	43
January:	15	10	4	1	21	49	31
February:	4	3	1	0	6	12	7
March:	16	9	6	1	19	48	36
April:	6	3	1	2	8	13	10
TOTALS:	**82**	**45**	**31**	**6**	**96**	**218**	**193**

2013-14 RANGERS RECORD

	W	L	OT
When Scoring First	31	5	2
When Allowing First Goal	14	26	4
When Leading After First Period	20	4	2
When Trailing After First Period	6	18	0
When Tied After First Period	19	9	4
When Leading After Second Period	28	1	2
When Trailing After Second Period	5	23	2
When Tied After Second Period	12	7	2
In Overtime	6	6	
In Shootout	4	3	
When Outshooting Opponents	29	22	3
When Outshot by Opponents	13	8	1
When Shots Are Even	3	1	2
When Outscoring Opponent on Special Teams	19	2	2
When Outscored on Special Teams	5	10	0
When Special Teams Scoring is Even	21	19	4
In Second Game of back-to back games	8	4	0
Afternoon Games	4	3	2
Night Games	41	28	4
In One Goal Games	17	14	6
In Two Goal Games	12	7	0
In Three Goal Games	9	6	0
In Four Goal Games	5	1	0
In Five Goal Games	1	1	0
In Six or More Goal Games	1	2	0

WHEN RANGERS SCORE...				WHEN OPPOSITION SCORES...			
	W	L	OT		W	L	OT
0 Goals	0	6	1	**0 Goals**	8	0	0
1 Goal	2	11	0	**1 Goal**	20	2	1
2 Goals	9	9	2	**2 Goals**	10	8	0
3 Goals	11	5	3	**3 Goals**	6	5	2
4 Goals	14	0	0	**4 Goals**	1	7	3
5 Goals	6	0	0	**5 Goals**	0	6	0
6 Goals	–	–	–	**6 Goals**	0	2	0
7 Goals	2	0	0	**7 Goals**	–	–	–
8 Goals	1	0	0	**8 Goals**	–	–	–
9 or More Goals	–	–	–	**9 or More Goals**	0	1	0

HAT TRICKS

BY RANGERS (3)	DATE	OPPONENT/SITE	GOALTENDER
Derek Stepan	11/2/13	CAR/NYR	Justin Peters
Chris Kreider	11/30/13	VAN/NYR	Roberto Luongo/Eddie Lack
Carl Hagelin	3/14/14	WPG/WPG	Ondrej Pavelec/Al Montoya

AGAINST RANGERS (2)	DATE	OPPONENT/SITE	GOALTENDER
Radim Vrbata	10/3/13	PHX/PHX	**Henrik Lundqvist**
Tomas Hertl	10/8/13	SJ/SJ	**Henrik Lundqvist/Martin Biron**

SHORTHANDED GOALS

BY RANGERS (10)	DATE	OPPONENT/SITE	GOALTENDER
Ryan McDonagh	10/7/13	LA/LA	Jonathan Quick
Carl Hagelin	12/27/13	WSH/WSH	Philipp Grubauer
Ryan Callahan	1/19/14	WSH/NYR	Braden Holtby
Ryan McDonagh	3/5/14	TOR/NYR	Jonathan Bernier
Dominic Moore	3/5/14	TOR/NYR	Jonathan Bernier
Ryan McDonagh	3/7/14	CAR/CAR	Anton Khudobin
Rick Nash	3/18/14	OTT/OTT	Robin Lehner
Rick Nash	3/30/14	EDM/EDM	Ben Scrivens
Mats Zuccarello	3/30/14	EDM/EDM	Ben Scrivens
Martin St. Louis	4/1/14	VAN/VAN	Eddie Lack

AGAINST RANGERS (7)	DATE	OPPONENT/SITE	GOALTENDER
Marc-Edouard Vlasic	10/8/13	SJ/SJ	**Henrik Lundqvist**
Matt Read	10/24/13	PHI/PHI	**Cam Talbot**
Daniel Paille	11/19/13	BOS/NYR	**Henrik Lundqvist**
Michael Grabner	12/20/13	NYI/NYR	**Henrik Lundqvist**
Cal Clutterbuck (PS)	12/20/13	NYI/NYR	**Henrik Lundqvist**
Gregory Campbell	3/2/14	BOS/NYR	**Henrik Lundqvist**
Logan Couture	3/16/14	SJ/NYR	**Henrik Lundqvist**

PENALTY SHOTS

BY RANGERS (3)	DATE	OPPONENT/SITE	GOALTENDER (RESULT)
Chris Kreider (PP)	11/19/13	BOS/NYR	Tuuka Rask (Save)
Rick Nash	11/21/13	DAL/DAL	Kari Lehtonen (Save)
Derek Stepan	1/26/14	NJ/NJ	Cory Schneider (Goal)

AGAINST RANGERS (4)	DATE	OPPONENT/SITE	GOALTENDER (RESULT)
Mikhail Grabovski	12/8/13	WSH/NYR	**Henrik Lundqvist (Goal)**
Cal Clutterbuck (SH)	12/20/13	NYI/NYR	**Henrik Lundqvist (Goal)**
Tyler Bozak	3/5/14	TOR/NYR	**Henrik Lundqvist (Goal)**
Brian Gionta	4/12/14	MTL/MTL	**Cam Talbot (Goal)**

EMPTY NET GOALS

BY RANGERS (7)	DATE	OPPONENT/SITE	GOALTENDER PULLED
Ryan McDonagh	11/7/13	CBJ/CBJ	Sergei Bobrovski
Carl Hagelin	11/27/13	FLA/FLA	Tim Thomas
Ryan McDonagh	1/31/14	NYI/NYR	Evgeni Nabokov
Carl Hagelin	3/7/14	CAR/CAR	Anton Khudobin
Rick Nash	3/18/14	OTT/OTT	Nathan Lawson
Carl Hagelin	3/21/14	CBJ/CBJ	Sergei Bobrovski
Derek Stepan (PP)	3/22/14	NJ/NJ	Martin Brodeur

AGAINST RANGERS (4)	DATE	OPPONENT/SITE	GOALTENDER PULLED
Blake Wheeler	12/2/13	WPG/NYR	**Cam Talbot**
Paul Gaustad	12/10/13	NSH/NYR	**Henrik Lundqvist**
Michael Grabner	12/20/13	NYI/NYR	**Henrik Lundqvist**
Frans Nielsen	1/21/14	NYI/NYR	**Cam Talbot**

SHOOTOUT STATISTICS

2013-14 SHOOTOUT RECORDS

	TOTAL		HOME		ROAD	
TEAM	GP	W-L	GP	W-L	GP	W-L
NYR	7	4-3	4	2-2	3	2-1

2013-14 TEAM GOALS SCORED/SHOTS TAKEN

TEAM	GP	W-L	GP	W-L	GP	W-L
NYR	9/26	34.6	6/17	35.3	3/9	33.3

2013-14 TEAM GOALS AGAINST/SHOTS AGAINST

TEAM	GA/SA	SV%	GA/SA	SV%	GA/SA	SV%
NYR	9/26	65.4	7/17	58.8	2/9	77.8

GAME-DECIDING GOALS

DATE	TEAM GAME	SCORED BY	GOALIE	WINNING TEAM	FINAL SCORE
12/15/13	**34**	**B. Pouliot**	**K. Ramo**	**Rangers**	**4-3**
12/18/13	35	B. Sutter	H. Lundqvist	Penguins	3-4
12/23/13	**38**	**D. Stepan**	**J. Bernier**	**Rangers**	**2-1**
12/31/13	**41**	**B. Richards**	**T. Thomas**	**Rangers**	**2-1**
1/6/14	44	M. Letestu	H. Lundqvist	Blue Jackets	3-4
2/7/14	**59**	**B. Richards**	**M. Fleury**	**Rangers**	**4-3**
4/3/14	78	T. Barrie	H. Lundqvist	Avalanche	2-3

SHOOTOUT GOALIE STATS

GOALIE	TEAM	POSITION	GOALS	TOTAL SHOTS	SHOT %	GDG
Cam Talbot	NYR	1	0	3	1	0.667
Henrik Lundqvist	NYR	3	3	23	8	0.652

SHOOTOUT PLAYER STATS

PLAYER	TEAM	POSITION	GOALS	TOTAL SHOTS	SHOT %	GDG
M. Zuccarello	NYR	LW	3	7	42.9	0
R. Nash	NYR	LW	0	4	00.0	0
D. Stepan	NYR	C	1	3	33.3	1
B. Richards	NYR	C	3	5	60.0	2
D. Brassard	NYR	C	0	1	00.0	0
D. Moore	NYR	C	1	2	50.0	0
B. Pouliot	NYR	LW	1	3	33.3	1
M. St. Louis	NYR	RW	0	1	00.0	0

TRANSACTIONS

DATE	TRANSACTION
Sept. 26	Agreed to terms with restricted free agent forward Derek Stepan on a new contract
Sept. 29	Assigned forwards Marek Hrivik, Chris Kreider, Oscar Lindberg, Brandon Mashinter, and Darroll Powe, and defensemen Conor Allen and Stu Bickel to Hartford (AHL)
Oct. 5	Assigned forward J.T. Miller to Hartford (AHL)
Oct. 15	Recalled forward J.T. Miller and goaltender Cam Talbot from Hartford (AHL); Assigned forward Arron Asham and goaltender Martin Biron to Hartford (AHL)
Oct. 17	Recalled forward Darroll Powe and goaltender Jason Missiaen from Hartford (AHL); Assigned goaltender Cam Talbot to Hartford (AHL)
Oct. 20	Goaltender Martin Biron announced his retirement
Oct. 20	Recalled forwards Chris Kreider and Brandon Mashinter, and goaltender Cam Talbot from Hartford (AHL); Assigned forward Darroll Powe and goaltender Jason Missiaen to Hartford (AHL)
Oct. 24	Recalled goaltender Jason Missiaen from Hartford (AHL)
Oct. 27	Assigned goaltender Jason Missiaen to Hartford (AHL)
Oct. 29	Assigned forward Jesper Fast to Hartford (AHL)
Nov. 18	Assigned forward Brandon Mashinter to Hartford (AHL)
Nov. 26	Assigned forward J.T. Miller to Hartford (AHL)
Dec. 6	Acquired forward Kyle Beach from Chicago in exchange for forward Brandon Mashinter
Dec. 6	Recalled forward J.T. Miller from Hartford (AHL)
Dec. 9	Recalled forward Arron Asham from Hartford (AHL), and assigned forward J.T. Miller to Hartford (AHL)
Dec. 11	Recalled defenseman Dylan McIlrath from Hartford (AHL)
Dec. 19	Recalled forward J.T. Miller from Hartford (AHL), and assigned forward Arron Asham and defenseman Dylan McIlrath to Hartford (AHL)
Dec. 27	Recalled defenseman Conor Allen from Hartford (AHL)
Jan. 2	Waived forward Taylor Pyatt (claimed by Pittsburgh)
Jan. 2	Agreed to terms with forward Anthony Duclair to an entry level contract
Jan. 4	Acquired forward Daniel Carcillo from Los Angeles in exchange for a conditional seventh round pick in the 2014 NHL Entry Draft
Jan. 5	Assigned defenseman Conor Allen to Hartford (AHL)
Jan. 11	Assigned forward J.T. Miller to Hartford (AHL)
Jan. 21	Agreed to terms with goaltender David LeNeveu
Jan. 22	Acquired defenseman Kevin Klein from Nashville in exchange for defenseman Michael Del Zotto
Jan. 23	Assigned goaltender David LeNeveu to Hartford (AHL)
Feb. 25	Recalled forward J.T. Miller from Hartford (AHL)
Feb. 28	Agreed to terms with defenseman Dan Girardi on a contract extension
Mar. 5	Acquired forward Martin St. Louis from Tampa Bay in exchange for forward Ryan Callahan, a second round pick in 2014 and a first round pick in 2015
Mar. 5	Acquired defenseman Raphael Diaz from Vancouver in exchange for a 5th round pick in 2015
Mar. 5	Assigned forward J.T. Miller to Hartford (AHL)
Mar. 12	Agreed to terms with free agent forward Ryan Haggerty
Mar. 17	Agreed to terms with defenseman Ryan Graves
Mar. 26	Recalled forward J.T. Miller from Hartford (AHL)
Mar. 31	Agreed to terms with free agent forward Chris McCarthy
Apr. 2	Assigned forward J.T. Miller to Hartford (AHL)
Apr. 7	Recalled forward Jesper Fast from Hartford (AHL)
Apr. 15	Mat Bodie signed as undrafted free agent
June 2	Calle Andersson and Mackenzie Skapski signed first NHL contracts
June 11	Petr Zamorsky signed as undrafted free agent

2014 OFF-SEASON ACTIVITY

DATE	TRANSACTION
June 20	Brad Richards bought out
June 27	Acquired a third-round pick in the 2014 NHL Entry Draft (Keegan Iverson) from Vancouver in exchange for Derek Dorsett
July 1	Dominic Moore re-signed as a free agent; Dan Boyle, Michael Kostka, Tanner Glass, Chris Mueller, Cedrick Desjardins, Matt Hunwick, and Steven Kampfer signed as free agents
July 2	Chris Bourque signed as free agent
July 3	Nick Tarnasky signed as free agent
July 16	Matthew Lombardi signed as free agent
July 19	Lee Stempniak signed as free agent
July 22	Mats Zuccarello re-signed as restricted free agent
July 23	Chris Kreider re-signed as restricted free agent
July 27	Derick Brassard re-signed as restricted free agent
Aug. 5	Named Darryl Williams as Assistant Coach
Aug. 8	Re-signed Ryan Bourque as restricted free agent
Aug. 20	Kevin Hayes signed as free agent
Aug. 21	Re-signed Danny Kristo as restricted free agent
Sept. 11	Ryan Malone signed as free agent
Sept. 11	John Moore re-signed as restricted free agent

MANPOWER GAMES LOST DUE TO INJURY OR ILLNESS

PLAYER	TYPE OF INJURY	DATE OF INJURY	DATES MISSED	GAMES MISSED
Derick Brassard	lower body	12/10	12/12	1
Ryan Callahan	offseason shoulder sugery	5/31	10/3	1
	broken thumb	10/16	10/19 - 11/2	7
	sprained MCL	12/10	12/12 - 12/31	9
Michael Del Zotto	flu	10/16	10/16	1
Derek Dorsett	sprained wrist	11/25	11/27 - 11/29	2
	sprained wrist	12/2	12/5 - 12/8	3
	broken fibula	1/3	1/4 - 2/27	18
Carl Hagelin	offseason shoulder sugery	5/31	10/3 - 10/28	10
Chris Kreider	hand	3/21	3/26 - 4/12	9
Henrik Lundqvist	injury	10/23	10/24 - 10/26	2
	illness	1/21	1/21	1
Ryan McDonagh	upper body	4/1	4/3 - 4/12	5
Dominic Moore	strained oblique	10/29	10/31 - 11/12	7
John Moore	head	3/21	3/22 - 4/1	6
Rick Nash	head	10/8	10/10 - 11/17	17
Taylor Pyatt	concussion	11/7	11/10 - 11/25	8
Marc Staal	concussion	12/7	12/8 - 12/29	10
Anton Stralman	wrist	12/27	12/29	1
Mats Zuccarello	fractured hand	2/16	2/27 - 3/5	4
			TOTAL	122

OVERALL SCHEDULE AND RESULTS

GAME NO.	DATE	OPP.	SCORE	RANGERS RESULT	WINNING GOALIE	DECIDING GOAL	TEAM RECORD	POSITION IN DIV./CONF. STANDINGS	SF	SA	PP	PK	(TOTAL) GF	(TOTAL) GA
1	Oct. 3	@ PHX	1-4	L	M. Smith	R. Vrbata	0-1-0	5/16	24	32	1-4	2-3	1	4
2	Oct. 7	@ LA	3-1	W	H. Lundqvist	B. Richards	1-1-0	4/9	28	29	0-3	2-2	4	5
3	Oct. 8	@ SJ	2-9	L	A. Niemi	M. Nieto	1-2-0	6/13	20	47	1-3	1-3	6	14
4	Oct. 10	@ ANA	0-6	L	J. Hiller	R. Getzlaf	1-3-0	7/14	34	37	0-2	6-6	6	20
5	Oct. 12	@ STL	3-5	L	J. Halak	D. Backes	1-4-0	6/13	29	34	2-5	4-6	9	25
6	Oct. 16	@ WSH	2-0	W	H. Lundqvist	J. Moore	2-4-0	5/11	36	22	0-3	4-4	11	25
7	Oct. 19	@ NJ	0-4	L	C. Schneider	A. Loktionov	2-5-0	6/13	22	19	0-2	3-4	11	29
8	Oct. 24	@ PHI	1-2	L	S. Mason	B. Coburn	2-6-0	7/14	31	27	0-2	4-4	12	31
9	Oct. 26	@ DET	3-2*	W	C. Talbot	D. Brassard	3-6-0	7/14	40	34	1-3	3-4	15	33
10	Oct. 28	MTL	0-2	L	P. Budaj	T. Plekanec	3-7-0	8/15	27	27	0-5	5-6	15	35
11	Oct. 29	@ NYI	3-2	W	C. Talbot	B. Pouliot	4-7-0	7/13	24	24	2-4	3-3	18	37
12	Oct. 31	BUF	2-0	W	H. Lundqvist	D. Brassard	5-7-0	5/10	46	29	1-3	1-1	20	37
13	Nov. 2	CAR	5-1	W	H. Lundqvist	C. Hagelin	6-7-0	4/9	38	28	1-4	2-3	25	38
14	Nov. 4	ANA	1-2	L	F. Andersen	K. Palmieri	6-8-0	4/9	33	25	0-3	2-2	26	40
15	Nov. 6	PIT	5-1	W	H. Lundqvist	D. Stepan	7-8-0	4/9	25	29	0-4	5-6	31	41
16	Nov. 7	@ CBJ	4-2	W	C. Talbot	C. Hagelin	8-8-0	3/8	34	34	1-3	2-2	35	43
17	Nov. 10	FLA	4-3	W	H. Lundqvist	M. Zuccarello	9-8-0	3/8	29	27	1-3	2-3	39	46
18	Nov. 12	NJ	2-3	L	M. Brodeur	D. Zubrus	9-9-0	3/8	35	28	0-5	3-3	41	49
19	Nov. 16	@ MTL	1-0	W	C. Talbot	R. Callahan	10-9-0	3/8	34	22	1-3	2-2	42	49
20	Nov. 17	LA	0-1	L	B. Scrivens	T. Toffoli	10-10-0	3/8	37	30	0-5	1-1	42	50
21	Nov. 19	BOS	1-2	L	T. Rask	D. Paille	10-11-0	3/8	44	22	1-3	3-3	43	52
22	Nov. 21	@ DAL	3-2	W	H. Lundqvist	J. Moore	11-11-0	4/9	27	43	1-1	4-5	46	54
23	Nov. 23	@ NSH	2-0	W	C. Talbot	R. McDonagh	12-11-0	3/8	34	17	0-3	2-2	48	54
24	Nov. 25	@ TBL	0-5	L	B. Bishop	N. Kucherov	12-12-0	3/8	37	25	0-6	3-3	48	59
25	Nov. 27	@ FLA	5-2	W	H. Lundvist	R. Nash	13-12-0	2/7	22	33	2-3	2-2	53	61
26	Nov. 29	@ BOS	2-3	L	T. Rask	Z. Chara	13-13-0	3/8	19	28	0-5	2-2	55	64
27	Nov. 30	VAN	5-2	W	C. Talbot	R. Nash	14-13-0	3/8	24	37	2-3	2-3	61	66
28	Dec. 2	WPG	2-5	L	O. Pavelec	O. Jokinen	14-14-0	3/8	37	30	0-2	2-2	63	71
29	Dec. 5	@ BUF	3-1	W	H. Lundqvist	B. Richards	15-14-0	3/8	31	28	1-2	2-2	66	72
30	Dec. 7	NJ	3-4*	OT	M. Brodeur	E. Gelinas	15-14-1	3/8	24	24	1-4	1-2	69	76
31	Dec. 8	WSH	1-4	L	P. Grubauer	S. Oleksy	15-15-1	4/9	31	36	0-2	2-2	70	80
32	Dec. 10	NSH	1-4	L	C. Hutton	R. Clune	15-16-1	4/9	29	26	0-2	2-2	71	84
33	Dec. 12	CBJ	2-4	L	C. McElhinney	D. Savard	15-17-1	6/12	34	27	0-3	2-2	73	88
34	Dec. 15	CGY	4-3+	W	H. Lundqvist	B. Pouliot	16-17-1	4/9	32	21	0-4	4-5	77	91
35	Dec. 18	PIT	3-4+	OT	M. Fleury	B. Sutter	16-17-2	5/10	32	32	1-4	1-2	80	95
36	Dec. 20	NYI	3-5	L	E. Nabokov	T. Vanek	16-18-2	6/11	24	20	2-7	3-4	83	100
37	Dec. 22	MIN	4-1	W	C. Talbot	C. Hagelin	17-18-2	6/11	36	25	1-2	2-2	87	101
38	Dec. 23	TOR	2-1+	W	C. Talbot	D. Stepan	18-18-2	4/9	43	26	0-4	4-4	89	102
39	Dec. 27	@ WSH	2-3	L	P. Grubauer	E. Fehr	18-19-2	5/10	40	34	1-3	3-4	91	105
40	Dec. 29	@ TBL	4-3	W	H. Lundqvist	B. Pouliot	19-19-2	4/9	29	40	3-3	1-2	95	108
41	Dec. 31	@ FLA	2-1+	W	H. Lundqvist	B. Richards	20-19-2	5/10	31	22	0-3	4-4	97	109

*Denotes overtime W/L
+Denotes shootout W/L

OVERALL SCHEDULE AND RESULTS

GAME NO.	DATE	OPP.	SCORE	RANGERS RESULT	WINNING GOALIE	DECIDING GOAL	TEAM RECORD	POSITION IN DIV./CONF. STANDINGS	SF	SA	PP	PK	(TOTAL) GF	(TOTAL) GA
42	Jan. 3	@ PIT	2-5	L	M. Fleury	J. Jokinen	20-20-2	5/11	35	28	0-3	1-2	99	114
43	Jan. 4	@ TOR	7-1	W	C. Talbot	D. Moore	21-20-2	4/10	50	26	1-3	1-1	106	115
44	Jan. 6	CBJ	3-4+	OT	S. Bobrovsky	M. Letestu	21-20-3	5/10	43	39	2-6	3-3	109	119
45	Jan. 8	@ CHI	3-2	W	H. Lundqvist	C. Hagelin	22-20-3	3/8	32	37	1-2	2-3	111	121
46	Jan. 10	DAL	3-2	W	H. Lundqvist	R. Nash	23-20-3	4/7	34	26	1-2	1-1	114	123
47	Jan. 12	PHI	4-1	W	H. Lundqvist	R. Nash	24-20-3	3/6	35	38	1-5	2-3	118	124
48	Jan. 14	TBL	1-2	L	B. Bishop	N. Kucherov	24-21-3	4/7	34	25	0-2	1-2	119	126
49	Jan. 16	DET	1-0	W	H. Lundqvist	M. Zuccarello	25-21-3	3/6	48	38	0-2	2-2	120	126
50	Jan. 18	@ OTT	4-1	W	C. Talbot	R. Nash	26-21-3	3/6	31	30	1-4	2-2	124	127
51	Jan. 19	WSH	4-1	W	H. Lundqvist	R. Nash	27-21-3	2/5	26	25	1-5	3-4	128	128
52	Jan. 21	NYI	3-5	L	K. Poulin	T. Vanek	27-22-3	2/6	33	37	1-4	4-5	131	133
53	Jan. 23	STL	1-2	L	J. Halak	K. Shattenkirk	27-23-3	2/6	35	25	0-3	1-2	132	135
54	Jan. 26	@ NJ	7-3	W	H. Lundqvist	M. Zuccarello	28-23-3	2/6	26	22	0-3	1-2	139	138
55	Jan. 29	@ NYI	2-1	W	H. Lundqvist	D. Carcillo	29-23-3	2/6	34	31	0-1	4-4	141	139
56	Jan. 31	NYI	4-1	W	H. Lundqvist	D. Brassard	30-23-3	2/6	37	39	0-3	3-3	145	140
57	Feb. 4	COL	5-1	W	H. Lundqvist	R. Callahan	31-23-3	2/6	43	28	0-3	2-3	150	141
58	Feb. 6	EDM	1-2	L	B. Scrivens	N. Yakupov	31-24-3	2/6	36	31	0-0	1-1	151	143
59	Feb. 7	@ PIT	4-3+	W	H. Lundqvist	B. Richards	32-24-3	2/6	41	29	2-5	2-4	155	146
60	Feb. 27	CHI	2-1	W	C. Talbot	R. Nash	33-24-3	2/6	24	32	0-1	3-3	157	147
61	Mar. 1	@ PHI	2-4	L	S. Mason	W. Simmonds	33-25-3	2/6	35	31	1-3	3-4	159	151
62	Mar. 2	BOS	3-6	L	T. Rask	G. Campbell	33-26-3	2/6	42	33	1-4	0-0	162	157
63	Mar. 5	TOR	2-3*	OT	J. Bernier	T. Bozak	33-26-4	3/7	37	29	0-1	2-2	164	160
64	Mar. 7	@ CAR	4-2	W	H. Lundqvist	D. Stepan	34-26-4	3/7	44	24	1-4	4-4	168	162
65	Mar. 9	DET	3-0	W	H. Lundqvist	B. Boyle	35-26-4	2/6	31	30	0-3	3-3	171	162
66	Mar. 11	@ CAR	1-3	L	C. Ward	J. Staal	35-27-4	3/7	25	35	0-3	4-4	172	165
67	Mar. 13	@ MIN	1-2	L	D. Kuemper	Z. Parise	35-28-4	3/7	30	26	1-3	3-3	173	167
68	Mar. 14	@ WPG	4-2	W	H. Lundqvist	C. Haeglin	36-28-4	3/7	23	32	0-4	4-4	177	169
69	Mar. 16	SJ	0-1	L	A. Niemi	L. Couture	36-29-4	4/8	41	29	0-3	1-1	177	170
70	Mar. 18	@ OTT	8-4	W	H. Lundqvist	R. McDonagh	37-29-4	3/7	39	39	0-3	1-2	185	174
71	Mar. 21	@ CBJ	3-1	W	H. Lundqvist	D. Brassard	38-29-4	2/6	32	26	0-4	3-3	188	175
72	Mar. 22	@ NJ	2-0	W	H. Lundqvist	R. Nash	39-29-4	2/6	27	21	1-3	1-1	190	175
73	Mar. 24	PHX	4-3*	W	H. Lundqvist	R. McDonagh	40-29-4	2/6	36	21	0-2	3-4	194	178
74	Mar. 26	PHI	3-1	W	H. Lundqvist	R. McDonagh	41-29-4	2/5	29	31	0-2	2-2	197	179
75	Mar. 28	@ CGY	3-4	L	K. Ramo	M. Cammalleri	41-30-4	3/6	41	28	0-1	1-2	200	183
76	Mar. 30	@ EDM	5-0	W	C. Talbot	M. Zuccarello	42-30-4	2/5	32	26	1-6	4-4	205	183
77	Apr. 1	@ VAN	3-1	W	H. Lundqvist	B. Pouliot	43-30-4	2/5	31	35	1-3	2-2	208	184
78	Apr. 3	@ COL	2-3+	OT	S. Varlamov	T. Barrie	43-30-5	2/5	31	37	0-5	4-4	210	187
79	Apr. 5	OTT	2-3	L	R. Lehner	J. Spezza	43-31-5	2/5	43	34	0-2	1-1	212	190
80	Apr. 8	CAR	4-1	W	H. Lundqvist	B. Pouliot	44-31-5	2/5	36	28	2-3	0-0	216	191
81	Apr. 10	BUF	2-1	W	H. Lundqvist	R. Nash	45-31-5	2/5	30	24	0-4	2-2	218	192
82	Apr. 12	@ MTL	0-1*	OT	C. Price	B. Gionta	45-31-6	2/5	41	27	0-3	3-3	218	193

*Denotes overtime W/L
+Denotes shootout W/L

HOME SCHEDULE AND RESULTS

GAME NO.	DATE	OPP.	SCORE	RANGERS RESULT	WINNING GOALIE	DECIDING GOAL	TEAM RECORD	POSITION IN DIV./CONF. STANDINGS	SF	SA	PP	PK	(TOTAL) GF	GA
1	Oct. 28	MTL	0-2	L	P. Budaj	T. Plekanec	0-1-0	8/15	27	27	0-5	5-6	0	2
2	Oct. 31	BUF	2-0	W	H. Lundqvist	D. Brassard	1-1-0	5/10	46	29	1-3	1-1	2	2
3	Nov. 2	CAR	5-1	W	H. Lundqvist	C. Hagelin	2-1-0	4/9	38	28	1-4	2-3	7	3
4	Nov. 4	ANA	1-2	L	F. Andersen	K. Palmieri	2-2-0	4/9	33	25	0-3	2-2	8	5
5	Nov. 6	PIT	5-1	W	H. Lundqvist	D. Stepan	3-2-0	4/9	25	29	0-4	5-6	13	6
6	Nov. 10	FLA	4-3	W	H. Lundqvist	M. Zuccarello	4-2-0	3/8	29	27	1-3	2-3	17	9
7	Nov. 12	NJ	2-3	L	M. Brodeur	D. Zubrus	4-3-0	3/8	35	28	0-5	3-3	19	12
8	Nov. 17	LA	0-1	L	B. Scrivens	T. Toffoli	4-4-0	3/8	37	30	0-5	1-1	19	13
9	Nov. 19	BOS	1-2	L	T. Rask	D. Paille	4-5-0	3/8	44	22	1-3	3-3	20	15
10	Nov. 30	VAN	5-2	W	C. Talbot	R. Nash	5-5-0	3/8	24	37	2-3	2-3	25	17
11	Dec. 2	WPG	2-5	L	O. Pavelec	O. Jokinen	5-6-0	3/8	37	30	0-2	2-2	27	22
12	Dec. 7	NJ	3-4*	OT	M. Brodeur	E. Gelinas	5-6-1	3/8	24	24	1-4	1-2	30	26
13	Dec. 8	WSH	1-4	L	P. Grubauer	S. Oleksy	5-7-1	4/9	31	36	0-2	2-2	31	30
14	Dec. 10	NSH	1-4	L	C. Hutton	R. Clune	5-8-1	4/9	29	26	0-2	2-2	32	34
15	Dec. 12	CBJ	2-4	L	C. McElhinney	D. Savard	5-9-1	6/12	34	27	0-3	2-2	34	38
16	Dec. 15	CGY	4-3+	W	H. Lundqvist	B. Pouliot	6-9-1	4/9	32	21	0-4	4-5	38	41
17	Dec. 18	PIT	3-4+	OT	M. Fleury	B. Sutter	6-9-2	5/10	32	32	1-4	1-2	41	45
18	Dec. 20	NYI	3-5	L	E. Nabokov	T. Vanek	6-10-2	6/11	24	20	2-7	3-4	44	50
19	Dec. 22	MIN	4-1	W	C. Talbot	C. Hagelin	7-10-2	6/11	36	25	1-2	2-2	48	51
20	Dec. 23	TOR	2-1+	W	C. Talbot	D. Stepan	8-10-2	4/9	43	26	0-4	4-4	50	52
21	Jan. 6	CBJ	3-4+	OT	S. Bobrovsky	M. Letestu	8-10-3	5/10	43	39	2-6	3-3	53	56
22	Jan. 10	DAL	3-2	W	H. Lundqvist	R. Nash	9-10-3	4/7	34	26	1-2	1-1	56	58
23	Jan. 12	PHI	4-1	W	H. Lundqvist	R. Nash	10-10-3	3/6	35	38	1-5	2-3	60	59
24	Jan. 14	TBL	1-2	L	B. Bishop	N. Kucherov	10-11-3	4/7	34	25	0-2	1-2	61	61
25	Jan. 16	DET	1-0	W	H. Lundqvist	M. Zuccarello	11-11-3	3/6	48	38	0-2	2-2	62	61
26	Jan. 19	WSH	4-1	W	H. Lundqvist	R. Nash	12-11-3	2/5	26	25	1-5	3-4	66	62
27	Jan. 21	NYI	3-5	L	K. Poulin	T. Vanek	12-12-3	2/6	33	37	1-4	4-5	69	67
28	Jan. 23	STL	1-2	L	J. Halak	K. Shattenkirk	12-13-3	2/6	35	25	0-3	1-2	70	69
29	Jan. 31	NYI	4-1	W	H. Lundqvist	D. Brassard	13-13-3	2/6	37	39	0-3	3-3	74	70
30	Feb. 4	COL	5-1	W	H. Lundqvist	R. Callahan	14-13-3	2/6	43	28	0-3	2-3	79	71
31	Feb. 6	EDM	1-2	L	B. Scrivens	N. Yakupov	14-14-3	2/6	36	31	0-0	1-1	80	73
32	Feb. 27	CHI	2-1	W	C. Talbot	R. Nash	15-14-3	2/6	24	32	0-1	3-3	82	74
33	Mar. 2	BOS	3-6	L	T. Rask	G. Campbell	15-15-3	2/6	42	33	1-4	0-0	85	80
34	Mar. 5	TOR	2-3*	OT	J. Bernier	T. Bozak	15-15-4	3/7	37	29	0-1	2-2	87	83
35	Mar. 9	DET	3-0	W	H. Lundqvist	B. Boyle	16-15-4	2/6	31	30	0-3	3-3	90	83
36	Mar. 16	SJ	0-1	L	A. Niemi	L. Couture	16-16-4	4/8	41	29	0-3	1-1	90	84
37	Mar. 24	PHX	4-3*	W	H. Lundqvist	R. McDonagh	17-16-4	2/6	36	21	0-2	3-4	94	87
38	Mar. 26	PHI	3-1	W	H. Lundqvist	R. McDonagh	18-16-4	2/5	29	31	0-2	2-2	97	88
39	Apr. 5	OTT	2-3	L	R. Lehner	J. Spezza	18-17-4	2/5	43	34	0-2	1-1	99	91
40	Apr. 8	CAR	4-1	W	H. Lundqvist	B. Pouliot	19-17-4	2/5	36	28	2-3	0-0	103	92
41	Apr. 10	BUF	2-1	W	H. Lundqvist	R. Nash	20-17-4	2/5	30	24	0-4	2-2	105	93

*Denotes overtime W/L
+Denotes shootout W/L

ROAD SCHEDULE AND RESULTS

GAME NO.	DATE	OPP.	SCORE	RANGERS RESULT	WINNING GOALIE	DECIDING GOAL	TEAM RECORD	POSITION IN DIV./CONF. STANDINGS	SF	SA	PP	PK	(TOTAL) GF	GA
1	Oct. 3	@ PHX	1-4	L	M. Smith	R. Vrbata	0-1-0	5/16	24	32	1-4	2-3	1	4
2	Oct. 7	@ LA	3-1	W	H. Lundqvist	B. Richards	1-1-0	4/9	28	29	0-3	2-2	4	5
3	Oct. 8	@ SJ	2-9	L	A. Niemi	M. Nieto	1-2-0	6/13	20	47	1-3	1-3	6	14
4	Oct. 10	@ ANA	0-6	L	J. Hiller	R. Getzlaf	1-3-0	7/14	34	37	0-2	6-6	6	20
5	Oct. 12	@ STL	3-5	L	J. Halak	D. Backes	1-4-0	6/13	29	34	2-5	4-6	9	25
6	Oct. 16	@ WSH	2-0	W	H. Lundqvist	J. Moore	2-4-0	5/11	36	22	0-3	4-4	11	25
7	Oct. 19	@ NJ	0-4	L	C. Schneider	A. Loktionov	2-5-0	6/13	22	19	0-2	3-4	11	29
8	Oct. 24	@ PHI	1-2	L	S. Mason	B. Coburn	2-6-0	7/14	31	27	0-2	4-4	12	31
9	Oct. 26	@ DET	3-2*	W	C. Talbot	D. Brassard	3-6-0	7/14	40	34	1-3	3-4	15	33
10	Oct. 29	@ NYI	3-2	W	C. Talbot	B. Pouliot	4-6-0	7/13	24	24	2-4	3-3	18	35
11	Nov. 7	@ CBJ	4-2	W	C. Talbot	C. Hagelin	5-6-0	3/8	34	34	1-3	2-2	22	37
12	Nov. 16	@ MTL	1-0	W	C. Talbot	R. Callahan	6-6-0	3/8	34	22	1-3	2-2	23	37
13	Nov. 21	@ DAL	3-2	W	H. Lundqvist	J. Moore	7-6-0	4/9	27	43	1-1	4-5	26	39
14	Nov. 23	@ NSH	2-0	W	C. Talbot	R. McDonough	8-6-0	3/8	34	17	0-3	2-2	28	39
15	Nov. 25	@ TBL	0-5	L	B. Bishop	N. Kucherov	8-7-0	3/8	37	25	0-6	3-3	28	44
16	Nov. 27	@ FLA	5-2	W	H. Lundvist	R. Nash	9-7-0	2/7	22	33	2-3	2-2	33	46
17	Nov. 29	@ BOS	2-3	L	T. Rask	Z. Chara	9-8-0	3/8	19	28	0-5	2-2	35	49
18	Dec. 5	@ BUF	1-3	W	H. Lundqvist	B. Richards	10-8-0	3/8	31	28	1-2	2-2	38	50
19	Dec. 27	@ WSH	2-3	L	P. Grubauer	E. Fehr	10-9-0	5/10	40	34	1-3	3-4	40	53
20	Dec. 29	@ TBL	4-3	W	H. Lundqvist	B. Pouliot	11-9-0	4/9	29	40	3-3	1-2	44	56
21	Dec. 31	@ FLA	2-1+	W	H. Lundqvist	B. Richards	12-9-0	5/10	31	22	0-3	4-4	46	57
22	Jan. 3	@ PIT	2-5	L	M. Fleury	J. Jokinen	12-10-0	5/11	35	28	0-3	1-2	48	62
23	Jan. 4	@ TOR	7-1	W	C. Talbot	D. Moore	13-10-0	4/10	50	26	1-3	1-1	55	63
24	Jan. 8	@ CHI	3-2	W	H. Lundqvist	C. Hagelin	14-10-0	3/8	32	37	1-2	2-3	58	65
25	Jan. 18	@ OTT	4-1	W	C. Talbot	R. Nash	15-10-0	3/6	31	30	1-4	2-2	62	66
26	Jan. 26	@ NJ	7-3	W	H. Lundqvist	M. Zuccarello	16-10-0	2/6	26	22	0-3	1-2	69	69
27	Jan. 29	@ NYI	2-1	W	H. Lundqvist	D. Carcillo	17-10-0	2/6	34	31	0-1	4-4	71	70
28	Feb. 7	@ PIT	4-3+	W	H. Lundqvist	B. Richards	18-10-0	2/6	41	29	2-5	2-4	75	73
29	Mar. 1	@ PHI	2-4	L	S. Mason	W. Simmonds	18-11-0	2/6	35	31	1-3	3-4	77	77
30	Mar. 7	@ CAR	4-2	W	H. Lundqvist	D. Stepan	19-11-0	3/7	44	24	1-4	4-4	81	79
31	Mar. 11	@ CAR	1-3	L	C. Ward	J. Staal	19-12-0	3/7	25	35	0-3	4-4	82	82
32	Mar. 13	@ MIN	1-2	L	D. Kuemper	Z. Parise	19-13-0	3/7	30	26	1-3	3-3	83	84
33	Mar. 14	@ WPG	4-2	W	H. Lundqvist	C. Hagelin	20-13-0	3/7	23	32	0-4	4-4	87	86
34	Mar. 18	@ OTT	8-4	W	H. Lundqvist	R. McDonagh	21-13-0	3/7	39	39	0-3	1-2	95	90
35	Mar. 21	@ CBJ	3-1	W	H. Lundqvist	D. Brassard	22-13-0	2/6	32	26	0-4	3-3	98	91
36	Mar. 22	@ NJ	2-0	W	H. Lundqvist	R. Nash	23-13-0	2/6	27	21	1-3	1-1	100	91
37	Mar. 28	@ CGY	3-4	L	K. Ramo	M. Cammalleri	23-14-0	3/6	41	28	0-1	1-2	103	95
38	Mar. 30	@ EDM	5-0	W	C. Talbot	M. Zuccarello	24-14-0	2/5	32	26	1-6	4-4	108	95
39	Apr. 1	@ VAN	3-1	W	H. Lundqvist	B. Pouliot	25-14-0	2/5	31	35	1-3	2-2	111	96
40	Apr. 3	@ COL	2-3+	OT	S. Varlamov	T. Barrie	25-14-1	2/5	31	37	0-5	4-4	113	99
41	Apr. 12	@ MTL	0-1*	OT	C. Price	B. Gionta	25-14-2	2/5	41	27	0-3	3-3	113	100

*Denotes overtime W/L

+Denotes shootout W/L

GAME-BY-GAME POWER PLAY TOTALS

					SEASON TOTALS			
GM	DATE	OPPONENT	PPGF	ADV	PPGF	ADV	PP%	SGA
1	Oct. 3	at PHX	1	4	1	4	25.0%	0
2	Oct. 7	at LAK	0	3	1	7	14.3%	0
3	Oct. 8	at SJS	1	3	2	10	20.0%	1
4	Oct. 10	at ANA	0	2	2	12	16.7%	1
5	Oct. 12	at STL	2	5	4	17	23.5%	1
6	Oct. 16	at WSH	0	3	4	20	20.0%	1
7	Oct. 19	at NJD	0	2	4	22	18.2%	1
8	Oct. 24	at PHI	0	2	4	24	16.7%	2
9	Oct. 26	at DET	1	3	5	27	18.5%	2
10	Oct. 28	MTL	0	5	5	32	15.6%	2
11	Oct. 29	at NYI	2	4	7	36	19.4%	2
12	Oct. 31	BUF	1	3	8	39	20.5%	2
13	Nov. 2	CAR	1	4	9	43	20.9%	2
14	Nov. 4	ANA	0	3	9	46	19.6%	2
15	Nov. 6	PIT	0	4	9	50	18.0%	2
16	Nov. 7	at CBJ	1	3	10	53	18.9%	2
17	Nov. 10	FLA	1	3	11	56	19.6%	2
18	Nov. 12	NJD	0	5	11	61	18.0%	2
19	Nov. 16	at MTL	1	3	12	64	18.8%	2
20	Nov. 17	LAK	0	5	12	69	17.4%	2
21	Nov. 19	BOS	1	3	13	72	18.1%	3
22	Nov. 21	at DAL	1	1	14	73	19.2%	3
23	Nov. 23	at NSH	0	3	14	76	18.4%	3
24	Nov. 25	at TBL	0	6	14	82	17.1%	3
25	Nov. 27	at FLA	2	3	16	85	18.8%	3
26	Nov. 29	at BOS	0	5	16	90	17.8%	3
27	Nov. 30	VAN	2	3	18	93	19.4%	3
28	Dec. 2	WPG	0	2	18	95	18.9%	3
29	Dec. 5	at BUF	1	2	19	97	19.6%	3
30	Dec. 7	NJD	1	4	20	101	19.8%	3
31	Dec. 8	WSH	0	2	20	103	19.4%	3
32	Dec. 10	NSH	0	2	20	105	19.0%	3
33	Dec. 12	CBJ	0	3	20	108	18.5%	3
34	Dec. 15	CGY	0	4	20	112	17.9%	3
35	Dec. 18	PIT	1	4	21	116	18.1%	3
36	Dec. 20	NYI	2	7	23	123	18.7%	5
37	Dec. 22	MIN	1	2	24	125	19.2%	5
38	Dec. 23	TOR	0	4	24	129	18.6%	5
39	Dec. 27	at WSH	1	3	25	132	18.9%	5
40	Dec. 29	at TBL	3	3	28	135	20.7%	5
41	Dec. 31	at FLA	0	3	28	138	20.3%	5
42	Jan. 3	at PIT	0	3	28	141	19.9%	5
43	Jan. 4	at TOR	1	3	29	144	20.1%	5
44	Jan. 6	CBJ	2	6	31	150	20.7%	5
45	Jan. 8	at CHI	1	2	32	152	21.1%	5
46	Jan. 10	DAL	1	2	33	154	21.4%	5
47	Jan. 12	PHI	1	5	34	159	21.4%	5
48	Jan. 14	TBL	0	2	34	161	21.1%	5
49	Jan. 16	DET	0	2	34	163	20.9%	5
50	Jan. 18	at OTT	1	4	35	167	21.0%	5
51	Jan. 19	WSH	1	5	36	172	20.9%	5
52	Jan. 21	NYI	1	4	37	176	21.0%	5
53	Jan. 23	STL	0	3	37	179	20.7%	5
54	Jan. 26	at NJD	0	3	37	182	20.3%	5
55	Jan. 29	at NYI	0	1	37	183	20.2%	5
56	Jan. 31	NYI	0	3	37	186	19.9%	5
57	Feb. 4	COL	0	3	37	189	19.6%	5
58	Feb. 6	EDM	0	0	37	189	19.6%	5
59	Feb. 7	at PIT	2	5	39	194	20.1%	5
60	Feb. 27	CHI	0	1	39	195	20.0%	5
61	Mar. 1	at PHI	1	3	40	198	20.2%	5
62	Mar. 2	BOS	1	4	41	202	20.3%	6
63	Mar. 5	TOR	0	1	41	203	20.2%	6
64	Mar. 7	at CAR	1	4	42	207	20.3%	6
65	Mar. 9	DET	0	3	42	210	20.0%	6
66	Mar. 11	at CAR	0	3	42	213	19.7%	6
67	Mar. 13	at MIN	1	3	43	216	19.9%	6
68	Mar. 14	at WPG	0	4	43	220	19.5%	6
69	Mar. 16	SJS	0	3	43	223	19.3%	7
70	Mar. 18	at OTT	0	3	43	226	19.0%	7
71	Mar. 21	at CBJ	0	4	43	230	18.7%	7
72	Mar. 22	at NJD	1	3	44	233	18.9%	7
73	Mar. 24	PHX	0	2	44	235	18.7%	7
74	Mar. 26	PHI	0	2	44	237	18.6%	7
75	Mar. 28	at CGY	0	1	44	238	18.5%	7
76	Mar. 30	at EDM	1	6	45	244	18.4%	7
77	Apr. 1	at VAN	1	3	46	247	18.6%	7
78	Apr. 3	at COL	0	5	46	252	18.3%	7
79	Apr. 5	OTT	0	2	46	254	18.1%	7
80	Apr. 8	CAR	2	3	48	257	18.7%	7
81	Apr. 10	BUF	0	4	48	261	18.4%	7
82	Apr. 12	at MTL	0	3	48	264	18.2%	7
SEASON TOTALS		-	-	-	48	264	18.2%	7

GAME-BY-GAME PENALTY KILLING TOTALS

					SEASON TOTALS			
GM	DATE	OPPONENT	PPGA	TSH	PPGA	TSH	PK%	SHG
1	Oct. 3	at PHX	1	3	1	3	66.7%	0
2	Oct. 7	at LAK	0	2	1	5	80.0%	1
3	Oct. 8	at SJS	2	3	3	8	62.5%	1
4	Oct. 10	at ANA	0	6	3	14	78.6%	1
5	Oct. 12	at STL	2	6	5	20	75.0%	1
6	Oct. 16	at WSH	0	4	5	24	79.2%	1
7	Oct. 19	at NJD	1	4	6	28	78.6%	1
8	Oct. 24	at PHI	0	4	6	32	81.3%	1
9	Oct. 26	at DET	1	4	7	36	80.6%	1
10	Oct. 28	MTL	1	6	8	42	81.0%	1
11	Oct. 29	at NYI	0	3	8	45	82.2%	1
12	Oct. 31	BUF	0	1	8	46	82.6%	1
13	Nov. 2	CAR	1	3	9	49	81.6%	1
14	Nov. 4	ANA	0	2	9	51	82.4%	1
15	Nov. 6	PIT	1	6	10	57	82.5%	1
16	Nov. 7	at CBJ	0	2	10	59	83.1%	1
17	Nov. 10	FLA	1	3	11	62	82.3%	1
18	Nov. 12	NJD	0	3	11	65	83.1%	1
19	Nov. 16	at MTL	0	2	11	67	83.6%	1
20	Nov. 17	LAK	0	1	11	68	83.8%	1
21	Nov. 19	BOS	0	3	11	71	84.5%	1
22	Nov. 21	at DAL	1	5	12	76	84.2%	1
23	Nov. 23	at NSH	0	2	12	78	84.6%	1
24	Nov. 25	at TBL	0	3	12	81	85.2%	1
25	Nov. 27	at FLA	0	2	12	83	85.5%	1
26	Nov. 29	at BOS	0	2	12	85	85.9%	1
27	Nov. 30	VAN	1	3	13	88	85.2%	1
28	Dec. 2	WPG	0	2	13	90	85.6%	1
29	Dec. 5	at BUF	0	2	13	92	85.9%	1
30	Dec. 7	NJD	1	2	14	94	85.1%	1
31	Dec. 8	WSH	0	2	14	96	85.4%	1
32	Dec. 10	NSH	0	2	14	98	85.7%	1
33	Dec. 12	CBJ	0	2	14	100	86.0%	1
34	Dec. 15	CGY	1	5	15	105	85.7%	1
35	Dec. 18	PIT	1	2	16	107	85.0%	1
36	Dec. 20	NYI	1	4	17	111	84.7%	1
37	Dec. 22	MIN	0	2	17	113	85.0%	1
38	Dec. 23	TOR	0	4	17	117	85.5%	1
39	Dec. 27	at WSH	1	4	18	121	85.1%	2
40	Dec. 29	at TBL	1	2	19	123	84.6%	2
41	Dec. 31	at FLA	0	4	19	127	85.0%	2
42	Jan. 3	at PIT	1	2	20	129	84.5%	2
43	Jan. 4	at TOR	0	1	20	130	84.6%	2
44	Jan. 6	CBJ	0	3	20	133	85.0%	2
45	Jan. 8	at CHI	1	3	21	136	84.6%	2
46	Jan. 10	DAL	0	1	21	137	84.7%	2
47	Jan. 12	PHI	1	3	22	140	84.3%	2
48	Jan. 14	TBL	1	2	23	142	83.8%	2
49	Jan. 16	DET	0	2	23	144	84.0%	2
50	Jan. 18	at OTT	0	2	23	146	84.2%	2
51	Jan. 19	WSH	1	4	24	150	84.0%	3
52	Jan. 21	NYI	1	5	25	155	83.9%	3
53	Jan. 23	STL	1	2	26	157	83.4%	3
54	Jan. 26	at NJD	1	2	27	159	83.0%	3
55	Jan. 29	at NYI	0	4	27	163	83.4%	3
56	Jan. 31	NYI	0	3	27	166	83.7%	3
57	Feb. 4	COL	1	3	28	169	83.4%	3
58	Feb. 6	EDM	0	1	28	170	83.5%	3
59	Feb. 7	at PIT	2	4	30	174	82.8%	3
60	Feb. 27	CHI	0	3	30	177	83.1%	3
61	Mar. 1	at PHI	1	4	31	181	82.9%	3
62	Mar. 2	BOS	0	0	31	181	82.9%	3
63	Mar. 5	TOR	0	2	31	183	83.1%	5
64	Mar. 7	at CAR	0	4	31	187	83.4%	6
65	Mar. 9	DET	0	3	31	190	83.7%	6
66	Mar. 11	at CAR	0	4	31	194	84.0%	6
67	Mar. 13	at MIN	0	3	31	197	84.3%	6
68	Mar. 14	at WPG	0	4	31	201	84.6%	6
69	Mar. 16	SJS	0	1	31	202	84.7%	6
70	Mar. 18	at OTT	1	2	32	204	84.3%	7
71	Mar. 21	at CBJ	0	3	32	207	84.5%	7
72	Mar. 22	at NJD	0	1	32	208	84.6%	7
73	Mar. 24	PHX	1	4	33	212	84.4%	7
74	Mar. 26	PHI	0	2	33	214	84.6%	7
75	Mar. 28	at CGY	1	2	34	216	84.3%	7
76	Mar. 30	at EDM	0	4	34	220	84.5%	9
77	Apr. 1	at VAN	0	2	34	222	84.7%	10
78	Apr. 3	at COL	0	4	34	226	85.0%	10
79	Apr. 5	OTT	0	1	34	227	85.0%	10
80	Apr. 8	CAR	0	0	34	227	85.0%	10
81	Apr. 10	BUF	0	2	34	229	85.2%	10
82	Apr. 12	at MTL	0	3	34	232	85.3%	10
SEASON TOTALS					34	232	85.3%	10

GAME-BY-GAME HOME ATTENDANCE

NO	DAY	DATE	VS.	ATTENDANCE	SEASON	SELLOUT	AVG.
1	Mon.	Oct. 28	MTL	18,006	18,006	1	18,006
2	Thurs.	Oct. 31	BUF	18,006	36,012	2	18,006
3	Sat.	Nov. 2	CAR	18,006	54,018	3	18,006
4	Mon.	Nov. 4	ANA	18,006	72,024	4	18,006
5	Wed.	Nov. 6	PIT	18,006	90,030	5	18,006
6	Sun.	Nov. 10	FLA	18,006	108,036	6	18,006
7	Tues.	Nov. 12	NJD	18,006	126,042	7	18,006
8	Sun.	Nov. 17	LAK	18,006	144,048	8	18,006
9	Tues.	Nov. 19	BOS	18,006	162,054	9	18,006
10	Sat.	Nov. 30	VAN	18,006	180,060	10	18,006
11	Mon.	Dec. 2	WPG	18,006	198,066	11	18,006
12	Sat.	Dec. 7	NJD	18,006	216,072	12	18,006
13	Sun.	Dec. 8	WSH	18,006	234,078	13	18,006
14	Tues.	Dec. 10	NSH	18,006	252,084	14	18,006
15	Thurs.	Dec. 12	CBJ	18,006	270,090	15	18,006
16	Sun.	Dec. 15	CGY	18,006	288,096	16	18,006
17	Wed.	Dec. 18	PIT	18,006	306,102	17	18,006
18	Fri.	Dec. 20	NYI	18,006	324,108	18	18,006
19	Sun.	Dec. 22	MIN	18,006	342,114	19	18,006
20	Mon.	Dec. 23	TOR	18,006	360,120	20	18,006
21	Mon.	Jan. 6	CBJ	18,006	378,126	21	18,006
22	Fri.	Jan. 10	DAL	18,006	396,132	22	18,006
23	Sun.	Jan. 12	PHI	18,006	414,138	23	18,006
24	Tues.	Jan. 14	TBL	18,006	432,144	24	18,006
25	Thurs.	Jan. 16	DET	18,006	450,150	25	18,006
26	Sun.	Jan. 19	WSH	18,006	468,156	26	18,006
27	Tues.	Jan. 21	NYI	18,006	486,162	27	18,006
28	Thurs.	Jan. 23	STL	18,006	504,168	28	18,006
29	Fri.	Jan. 31	NYI	18,006	522,174	29	18,006
30	Tues.	Feb. 4	COL	18,006	540,180	30	18,006
31	Thurs.	Feb. 6	EDM	18,006	558,186	31	18,006
32	Thurs.	Feb. 27	CHI	18,006	576,192	32	18,006
33	Sun.	Mar. 2	BOS	18,006	594,198	33	18,006
34	Wed.	Mar. 5	TOR	18,006	612,204	34	18,006
35	Sun.	Mar. 9	DET	18,006	630,210	35	18,006
36	Sun.	Mar. 16	SJS	18,006	648,216	36	18,006
37	Mon.	Mar. 24	PHX	18,006	666,222	37	18,006
38	Wed.	Mar. 26	PHI	18,006	684,228	38	18,006
39	Sat.	Apr. 5	OTT	18,006	702,234	39	18,006
40	Tues.	Apr. 8	CAR	18,006	720,240	40	18,006
41	Thurs.	Apr. 10	BUF	18,006	738,246	41	18,006

SCORING OF RANGERS PROSPECTS

MINOR PROFESSIONAL

POS	NAME	HT.	WT.	DRAFT	BIRTH PLACE	BORN	TEAM/LEAGUE	GP	G	A	P	+/-	PIM
R	**Michael Kantor***	6'1"	196	Undrafted	Lake Forest, IL	2/2/92	Greenville/ECHL	3	0	3	3	E	12
R	**Josh Nicholls**	6'2"	186	7th/2010	Richmond, BC	4/27/92	Greenville/ECHL	63	20	22	42	-3	20
							Greenville/ECHL Playoffs	18	6	9	15	4	14
D	**Samuel Noreau**	6'5"	227	5th/2011	Montreal, QC	1/31/93	Greenville/ECHL	61	1	9	10	16	90
							Greenville/ECHL Playoffs	14	0	4	4	8	29
C	**Michael St. Croix**	5'11"	179	4th/2011	Winnipeg, MB	4/10/93	Greenville/ECHL	53	17	31	48	-3	12
							Greenville/ECHL Playoffs	18	4	11	15	7	6
L	**Jason Wilson**	6'3"	205	5th/2010	Toronto, ON	4/15/90	Wichita/CHL	54	6	9	15	-12	32

	GOALTENDER	HT.	WT.	DRAFT	BIRTH PLACE	BORN	TEAM/LEAGUE	GP	W	L	OT	GAA	SV%
	Jason Missiaen	6'8"	206	4th/2008	Chatham, ON	4/25/90	Greenville/ECHL	21	14	6	1	2.76	.919
							Greenville/ECHL Playoffs	12	7	3	1	2.12	.937
	Scott Stajcer	6'3"	199	5th/2009	Cambridge, ON	6/14/91	Total/ECHL	14	6	6	2	2.95	.903
							Greenville/ECHL	8	4	4	0	2.89	.910
							Florida/ECHL	2	1	0	1	2.58	.891
							Gwinnett/ECHL	4	1	2	1	3.24	.893

CANADIAN JUNIOR

POS	NAME	HT.	WT.	DRAFT	BIRTH PLACE	BORN	TEAM/LEAGUE	GP	G	A	P	+/-	PIM
D	**Troy Donnay**	6'7"	185	Undrafted	Fenton, MI	2/18/94	Erie/OHL	66	2	17	19	40	92
							Erie/OHL Playoffs	14	1	1	2	-1	12
L	**Anthony Duclair**	5'11"	185	3rd/2013	Pointe-Claire, QC	8/26/95	Quebec/QMJHL	59	50	49	99	19	56
D	**Ryan Graves**	6'4"	220	4th/2013	Yarmouth, NS	5/21/95	Total/QMJHL	62	5	16	21	15	66
							Charlottetown/QMJHL	39	3	9	12	-2	52
							Val-d'Or/QMJHL	26	2	8	10	22	16
							Val-d'Or/QMJHL Playoffs	24	1	7	8	12	24
R	**Keegan Iverson**	6'0"	219	3rd/2014	St. Louis Park, MN	4/5/96	Portland/WHL	67	22	20	42	16	70
							Portland/WHL Playoffs	21	4	4	8	-1	12
R	**Richard Nejezchleb**	6'2"	203	5th/2014	Prague, CZE	5/2/94	Brandon/WHL	66	32	25	57	-12	75
							Brandon/WHL Playoffs	9	5	4	9	E	13
C	**Adam Tambellini**	6'2"	169	3rd/2013	Port Moody, BC	11/1/94	North Dakota/NCHC	16	2	2	4	-5	31
							Calgary/WHL	31	17	22	39	-3	10
							Calgary/WHL Playoffs	6	5	4	9	5	2
D	**Daniel Walcott**	5'11"	161	5th/2014	Ile Perrot, QC	2/19/94	Blainville-Boisbriand (QMJHL)	67	10	29	39	15	71
							Blainville-Boisbriand (QMJHL)	19	4	6	10	-7	18

	GOALTENDER	HT.	WT.	DRAFT	BIRTH PLACE	BORN	TEAM/LEAGUE	GP	W	L	OT	GAA	SV%
	Brandon Halverson	6'4"	185	2nd/2014	Traverse City, MI	3/29/96	Sault Ste. Marie/OHL	19	12	6	1	2.96	.904
	Mackenzie Skapski	6'3"	191	6th/2013	Abbotsford, BC	6/15/94	Kootenay/WHL	53	28	20	4	2.70	.916
							Kootenay/WHL Playoffs	10	3	4	1	3.78	.882

COLLEGIATE

POS	NAME	HT.	WT.	DRAFT	BIRTH PLACE	BORN	TEAM/LEAGUE	GP	G	A	P	+/-	PIM
C	**Steven Fogarty**	6'2"	194	3rd/2011	Chambersburg, PA	4/19/93	Notre Dame/HEA	33	3	8	11	1	10
C	**Boo Nieves**	6'3"	192	2nd/2012	Syracuse, NY	1/23/94	Michigan/Big Ten	34	3	19	22	E	18
D	**Brady Skjei**	6'3"	200	1st/2012	Lakeville, MN	3/26/94	Minnesota/Big Ten	36	6	7	13	E	26
							United States/WJC	5	0	1	1	5	0

EUROPEAN

POS	NAME	HT.	WT.	DRAFT	BIRTH PLACE	BORN	TEAM/LEAGUE	GP	G	A	P	+/-	PIM
D	**Calle Andersson**	6'2"	211	4th/2012	Malmö, SWE	5/16/94	Malmö J20/SuperElit	8	4	1	5	-	26
							Malmö/Allsvenskan	43	2	10	12	-	10
							IK Pantern/Division I	2	1	0	1	-	0
L	**Pavel Buchnevich**	6'1"	176	3rd/2013	Cherepovets, RUS	4/17/95	HC Severstal/KHL	40	7	11	18	-1	12
							Russia/WJC	7	2	5	7	3	18
							HC Severstal/Nadezhda Cup	6	1	1	2	-1	9
R	**Thomas Spelling**	6'1"	176	5th/2012	Herning, DEN	2/9/93	SønderjyskE/Denmark	40	24	27	51	-	20
							SønderjyskE/Denmark Playoffs	16	11	4	15	-	4
							SønderjyskE/Danish Cup	5	2	1	3	-	2
							SønderjyskE/Cont. Cup	3	0	0	0	-	2
	Igor Shesterkin	6'1"	187	4th/2014	Moscow, RUS	12/30/95	Spartak Moscow/KHL	9	1	5	2	2.80	.903
							MHK Spartak/MHL	23	14	5	4	1.42	.947
							MHK Spartak/MHL Playoffs	19	12	7	-	1.75	.937

UNITED STATES HOCKEY LEAGUE

POS	NAME	HT.	WT.	DRAFT	BIRTH PLACE	BORN	TEAM/LEAGUE	GP	G	A	P	+/-	PIM
D	**Ryan Mantha**	6'4"	225	4th/2014	Clarkson, MI	6/8/96	Sioux City/USHL	29	1	5	6	E	51
							Indiana/USHL	24	2	7	9	11	20
							Indiana/USHL Playoffs	10	0	3	3	E	11
D	**Tyler Nanne**	5'10"	174	5th/2014	Edina, MN	3/17/96	Edina High/USHS	25	7	20	27	-	41
							Edina High/USHS Playoffs	5	5	6	11	-	11
							Team Southwest/USHS	20	2	6	8	-	8
							Team Southwest/USHS Playoffs	3	0	3	3	-	4
							Sioux Falls/USHL	4	0	2	2	1	4
							Sioux Falls/USHL Playoffs	3	0	0	0	-6	0
							U.S. Nat'l U18 Team/USDP	1	0	0	0	-	2

*Recalled by Hartford Wolf Pack

21
Reebok
STEPAN
21
bauer

RANGERS vs NHL

Brian Leetch became the Rangers' all-time leader in points by a defenseman by recording his 611th career point in a 3-2 victory against Anaheim on December 27, 1996.

ANAHEIM DUCKS

2014-15 REGULAR SEASON SCHEDULE

DATE	SITE	TIME	TV
Jan. 7	Anaheim	10:30 PM	NBCSN
Mar. 22	MSG	7:30 PM	NBCSN

ALL-TIME RECORD

Overall	10-15-1-1 (22 pts)
Home Record	6-7-1-0 (13 pts)
Road Record	4-8-0-1 (9 pts)
Goals For	69
Goals Against	84
Shutouts	1, 10/11/2009 (3-0; Valiquette)

LONGEST RANGER STREAKS

Winning	3, 12/16/2008 – 10/11/2009
Unbeaten/Point	3, 12/16/2008 – 10/11/2009 (3-0-0)
Losing	3 (3x), last – 10/16/2000 – 11/25/2001

GAME HIGHS

Goals For	6, 2/21/2003 (6-2)
Goals Against	7, 11/3/1995 (4-7)

FIRST TIME

First Game	10/19/1993 at MSG (2-4)
First Game at Anaheim	1/28/1994 (2-3)
First Ranger Win	12/4/1995 at MSG (5-1)

LAST TIME

Last Ranger Win at MSG	11/3/2011 (2-1, SO)
Last Ranger Win at Anaheim	12/16/2008 (3-1)
Last Duck Win at MSG	11/4/2013 (2-1)
Last Duck Win at Anaheim	10/10/2013 (6-0)

PLAYOFFS

N/A

LAST RANGER TRADE WITH ANAHEIM

NOVEMBER 23, 2010 – Rangers acquired Stu Bickel in exchange for Nigel Williams.

2013-14 RANGERS VS. DUCKS

OVERALL RECORD: 0-2-0 | AT NEW YORK: 0-1-0 | AT ANAHEIM: 0-1-0

	GP	W	L	OT	GF	GA	PTS
Ducks	2	2	0	0	8	1	4
Rangers	2	0	2	0	1	8	0

DATE	RESULT/SITE	GOALTENDERS
Oct. 10	Rangers 0, Ducks 6 at Anaheim	Lundqvist, Hiller
Nov. 4	Rangers 1, Ducks 2 at New York	Lundqvist, Andersen

Mark Messier tallied a hat trick to lead the Rangers to a 3-1 victory in their first game in Arizona in franchise history on November 26, 1996.

ARIZONA COYOTES

2014-15 REGULAR SEASON SCHEDULE			
DATE	SITE	TIME	TV
Feb. 14	Arizona	8:00 PM	MSG
Feb. 26	MSG	7:00 PM	MSG

ALL-TIME RECORD*

Overall ..... 39-25-6-0 (84 pts)
Home Record ..... 23-10-2-0 (48 pts)
Road Record ..... 16-15-4-0 (36 pts)
Goals For 262
Goals Against 236
Shutouts ..... 2, last – 2/26/1999 (3-0; Richter)

LONGEST RANGER STREAKS

Winning Streak ..... 5, 12/31/1991 – 11/10/1993
Unbeaten/Point Streak ..... 5 (2x), last – 12/31/91 – 11/10/93 (5-0-0)
Losing Streak ..... 3 (2x), last – 11/12/2000 – 12/31/2001

GAME HIGHS

Goals For 9, 2/20/1983 (9-4)
Goals Against 12, 2/25/1985 (5-12)

FIRST TIME*

First Game ..... 11/21/1979 at MSG (4-6)
First Game at Winnipeg 1/12/1980 (3-0)
First Ranger Win ..... 1/12/1980 at Winnipeg (3-0)

LAST TIME

Last Ranger Win at MSG ..... 3/24/2014 (4-3, OT)
Last Ranger Win at Phoenix 12/17/2011 (3-2)
Last Coyote Win at MSG 12/16/2007 (5-1)
Last Coyote Win at Phoenix 10/3/2013 (4-1)

PLAYOFFS

N/A

LAST RANGER TRADE WITH ARIZONA

MAY 8, 2011 – Rangers acquired Oscar Lindberg in exchange for Ethan Werek.

* Includes the record of the Winnipeg Jets from 1979-80 – 1995-96 and the Phoenix Coyotes from 1996-97 – 2013-14

2013-14 RANGERS VS. COYOTES

OVERALL RECORD: 1-1-0 AT NEW YORK: 1-0-0 AT PHOENIX: 0-1-0

	GP	W	L	OT	GF	GA	PTS
Coyotes	2	1	0	1	7	5	3
Rangers	2	1	1	0	5	7	2

DATE	RESULT/SITE	GOALTENDERS
Oct. 3	Rangers 1, Coyotes 4 at Phoenix	Lundqvist, Smith
Mar. 24	Rangers 4, Coyotes 3 (OT) at New York	Lundqvist, Smith/Greiss



Rod Gilbert became the first Ranger to score 400 goals in franchise history on March 3, 1977 against the Bruins.

BOSTON BRUINS

2014-15 REGULAR SEASON SCHEDULE			
DATE	SITE	TIME	TV
Jan. 15	Boston	7:00 PM	MSG
Feb. 4	MSG	8:00 PM	NBCSN
Mar. 28	Boston	1:00 PM	MSG, NHLN-US

ALL-TIME RECORD

Overall ..... 249-286-97-2 (597 pts)
Home Record ..... 143-121-55-0 (341 pts)
Road Record ..... 106-165-42-2 (256 pts)
Goals For 1845
Goals Against 1996
Shutouts ..... 41, last – 2/14/2012 (3-0; Lundqvist)

LONGEST RANGER STREAKS

Winning Streak ..... 8, 11/20/2005 – 3/24/2007
Unbeaten/Point Streak ..... 12, 1/1/1962 – 12/8/1962 (10-0-2)
Losing Streak ..... 7 (4x), last – 11/15/1973 – 3/11/1975

GAME HIGHS

Goals For ..... 9 (4x), last – 2/23/1969 (9-0)
Goals Against 14, 1/21/1945 (3-14)

FIRST TIME

First Game ..... 12/7/1926 at Boston (1-0)
First Game at MSG 12/12/1926 (2-1)
First Ranger Win ..... 12/7/1926 at Boston (1-0)

LAST TIME

Last Ranger Win at MSG ..... 1/23/2013 (4-3, OT)
Last Ranger Win at Boston ..... 2/12/2013 (4-3, SO)
Last Bruin Win at MSG 3/2/2014 (6-3)
Last Bruin Win at Boston 11/29/2013 (3-2)

PLAYOFFS

Series 10 (3-7)
Overall 19-26-2
Goals For 114
Goals Against 130
Last Meeting ..... 2013, Conference Semifinals (L, 1-4)

LAST RANGER TRADE WITH BOSTON

FEBRUARY 27, 2007 – Rangers acquired Paul Mara in exchange for Aaron Ward.

2013-14 RANGERS VS. BRUINS

OVERALL RECORD: 0-3-0			AT NEW YORK: 0-2-0			AT BOSTON: 0-1-0	
	GP	W	L	OT	GF	GA	PTS
Bruins	3	3	0	0	11	6	6
Rangers	3	0	3	0	6	11	0

DATE	RESULT/SITE	GOALTENDERS
Nov. 19	Rangers 1, Bruins 2 at New York	Lundqvist, Rask
Nov. 29	Rangers 2, Bruins 3 at Boston	Lundqvist, Rask
Mar. 2	Rangers 3, Bruins 6 at New York	Lundqvist, Rask

Former Rangers goaltender Martin Biron ranks fourth among Sabres goaltenders in all-time appearances (300), wins (134), and save percentage (.909).

BUFFALO SABRES

2014-15 REGULAR SEASON SCHEDULE

DATE	SITE	TIME	TV
Nov. 21	Buffalo	7:00 PM	MSG
Jan. 3	MSG	7:00 PM	MSG
Mar. 14	Buffalo	7:00 PM	MSG

ALL-TIME RECORD

Overall ..... 65-73-25-5 (160 pts)
Home Record ..... 37-28-15-3 (92 pts)
Road Record ..... 28-45-10-2 (68 pts)
Goals For 517
Goals Against 545
Shutouts ..... 9, last – 10/31/2013 (2-0; Lundqvist)

LONGEST RANGER STREAKS

Winning Streak ..... 7, 3/23/1971 – 3/2/1972
Unbeaten/Point Streak ..... 12, 10/14/1970 – 3/2/1972 (10-0-2)
Losing Streak ..... 7, 1/10/1988 – 11/22/1989

GAME HIGHS

Goals For 9, 12/27/1974 (9-5)
Goals Against 11, 12/31/1992 (6-11)

FIRST TIME

First Game ..... 10/14/1970 at MSG (3-0)
First Game at Buffalo 11/26/1970 (2-2)
First Ranger Win ..... 10/14/1970 at MSG (3-0)

LAST TIME

Last Ranger Win at MSG 4/10/2014 (2-1)
Last Ranger Win at Buffalo 12/5/2013 (3-1)
Last Sabre Win at MSG 3/23/2012 (4-1)
Last Sabre Win at Buffalo 3/12/2013 (3-1)

PLAYOFFS

Series 2 (0-2)
Overall 3-6-0
Goals For 19
Goals Against 28
Last Meeting ..... 2007, Conference Semifinals (L, 2-4)

LAST RANGER TRADE WITH BUFFALO

SEPTEMBER 29, 1997 – Rangers acquired Pat LaFontaine in exchange for a 1998 2nd round pick (Andrew Peters) and future considerations.

2013-14 RANGERS VS. SABRES

OVERALL RECORD: 3-0-0 | AT NEW YORK: 2-0-0 | AT BUFFALO: 1-0-0

	GP	W	L	OT	GF	GA	PTS
Sabres	3	0	3	0	2	7	0
Rangers	3	3	0	0	7	2	6

DATE	RESULT/SITE	GOALTENDERS
Oct. 31	Rangers 2, Sabres 0 at New York	Lundqvist, Miller
Dec. 5	Rangers 3, Sabres 1 at Buffalo	Lundqvist, Miller
Apr. 10	Rangers 2, Sabres 1 at New York	Lundqvist, Hackett

The Rangers tied a franchise record with four goals in one shootout during a 4-3 victory against the Flames on December 15, 2013 at MSG.

CALGARY FLAMES

2014-15 REGULAR SEASON SCHEDULE			
DATE	SITE	TIME	TV
Dec. 16	Calgary	9:00 PM	MSG PLUS
Feb. 24	MSG	7:00 PM	MSG

ALL-TIME RECORD*	
Overall	40-54-15-0 (95 pts)
Home Record	27-24-5-0 (59 pts)
Road Record	13-30-10-0 (36 pts)
Goals For	346
Goals Against	422
Shutouts	3, last – 11/7/2002 (1-0, OT; Blackburn)

LONGEST RANGER STREAKS	
Winning Streak	3 (2x), last – 3/12/1983 – 11/9/1983
Unbeaten/Point Streak	10, 1/13/1981 – 11/9/1983 (7-0-3)
Losing Streak	7, 10/29/1977 – 11/19/1978

GAME HIGHS	
Goals For	8, 1/14/1987 (8-5)
Goals Against	11, 3/7/1985 (5-11)

*Includes the record of the Atlanta Flames from 1972-73 – 1979-80

FIRST TIME*	
First Game	11/21/1972 at Atlanta (3-1)
First Game at MSG	12/3/1972 (3-2)
First Ranger Win	11/21/1972 at Atlanta (3-1)

LAST TIME	
Last Ranger Win at MSG	12/15/2013 (4-3, SO)
Last Ranger Win at Calgary	10/20/2011 (3-2, OT)
Last Flame Win at MSG	12/7/2008 (3-0)
Last Flame Win at Calgary	3/28/2014 (4-3)

PLAYOFFS	
Series	1 (1-0)
Overall	3-1-0
Goals For	14
Goals Against	8
Last Meeting	1980, Preliminary Round (W, 3-1)

LAST RANGER TRADE WITH CALGARY

JUNE 1, 2011 – Rangers acquired Tim Erixon and a 2011 5th round pick (Shane McColgan) in exchange for Roman Horak and two 2011 2nd round picks (Markus Granlund, Tyler Wotherspoon).

2013-14 RANGERS VS. FLAMES

OVERALL RECORD: 1-1-0			AT NEW YORK: 1-0-0			AT CALGARY: 0-1-0
	GP	W	L	OT	GF	GA	PTS
Flames	2	1	0	1	7	7	3
Rangers	2	1	1	0	7	7	2

DATE	RESULT/SITE	GOALTENDERS
Dec. 15	Rangers 4, Flames 3 (SO) at New York	Lundqvist, Ramo
Mar. 28	Rangers 3, Flames 4 at Calgary	Lundqvist, Ramo

Alexei Kovalev recorded two goals to lead the Rangers to a 4-3 win in the Blueshirts' first game in Carolina on November 21, 1997.

CAROLINA HURRICANES

2014-15 REGULAR SEASON SCHEDULE			
DATE	SITE	TIME	TV
Oct. 16	MSG	7:00 PM	MSG
Dec. 20	Carolina	7:00 PM	MSG
Dec. 21	MSG	7:00 PM	MSG
Jan. 31	MSG	7:00 PM	MSG
Mar. 21	Carolina	7:00 PM	MSG

ALL-TIME RECORD*

Overall ..... 65-49-7-2 (139 pts)
Home Record ..... 39-17-4-2 (84 pts)
Road Record ..... 26-32-3-0 (55 pts)
Goals For 404
Goals Against 342
Shutouts ..... 6, last – 11/21/2006 (4-0; Lundqvist)

LONGEST RANGER STREAKS

Winning Streak ..... 10, 2/22/2011 – 3/7/2014
Unbeaten/Point Streak ..... 10, 2/22/2011 – 3/7/2014 (10-0-0)
Losing Streak ..... 4, 1/24/2001 – 11/2/2001

GAME HIGHS

Goals For 11, 2/23/1983 (11-3)
Goals Against 8, 10/12/1985 (2-8)

FIRST TIME*

First Game ..... 10/28/1979 at MSG (2-2)
First Game at Hartford 12/7/1979 (7-4)
First Ranger Win ..... 12/7/1979 at Hartford (7-4)

LAST TIME

Last Ranger Win at MSG 4/8/2014 (4-1)
Last Ranger Win at Carolina 3/7/2014 (4-2)
Last Hurricane Win at MSG 10/29/2010 (4-3)
Last Hurricane Win at Carolina 3/11/2014 (3-1)

PLAYOFFS

N/A

LAST RANGER TRADE WITH CAROLINA

JUNE 26, 2010 – Rangers acquired a 2011 2nd round pick (originally Washington's; traded to Calgary) and a 2010 6th round pick (Jesper Fast) in exchange for Bobby Sanguinetti.

*Includes the record of the Hartford Whalers from 1979-80 – 1996-97

2013-14 RANGERS VS. HURRICANES

OVERALL RECORD: 3-1-0 | AT NEW YORK: 2-0-0 | AT CAROLINA: 1-1-0

	GP	W	L	OT	GF	GA	PTS
Hurricanes	4	1	3	0	7	14	2
Rangers	4	3	1	0	14	7	6

DATE	RESULT/SITE	GOALTENDERS
Nov. 2	Rangers 5, Hurricanes 1 at New York	Lundqvist, Peters
Mar. 7	Rangers 4, Hurricanes 2 at Carolina	Lundqvist, Khudobin
Mar. 11	Rangers 1, Hurricanes 3 at Carolina	Lundqvist, Ward
Apr. 8	Rangers 4, Hurricanes 1 at New York	Lundqvist, Ward

Steve Larmer, who played 13 seasons with the Blackhawks, scored a penalty shot goal for the Rangers in his return to Chicago on January 16, 1994.

CHICAGO BLACKHAWKS

2014-15 REGULAR SEASON SCHEDULE			
DATE	SITE	TIME	TV
Mar. 8	Chicago	TBD	NBC, NBCSN
Mar. 18	MSG	8:00 PM	NBCSN

ALL-TIME RECORD	
Overall	238-243-98-2 (576 pts)
Home Record	122-113-55-0 (299 pts)
Road Record	116-130-43-2 (277 pts)
Goals For	1657
Goals Against	1699
Shutouts	35, last – 1/25/1969 (3-0; Giacomin)

LONGEST RANGER STREAKS	
Winning Streak	6 (4x), last – 2/23/1978 – 3/21/1979
Unbeaten/Point Streak	15, 1/15/1956 – 1/27/1957 (12-0-3)
Losing Streak	9, 10/17/1962 – 1/20/1963

GAME HIGHS	
Goals For	10, 3/12/1952 (10-2)
Goals Against	10 (2x), last – 11/14/1943 (5-10)

FIRST TIME	
First Game	11/30/1926 at MSG (4-3)
First Game at Chicago	12/15/1926 (2-6)
First Ranger Win	11/30/1926 at MSG (4-3)

LAST TIME	
Last Ranger Win at MSG	2/27/2014 (2-1)
Last Ranger Win at Chicago	1/8/2014 (3-2)
Last Blackhawk Win at MSG	2/16/2012 (4-2)
Last Blackhawk Win at Chicago	3/9/2012 (4-3)

PLAYOFFS	
Series	5 (1-4)
Overall	10-14-0
Goals For	54
Goals Against	66
Last Meeting	1973, Semifinals (L, 1-4)

LAST RANGER TRADE WITH CHICAGO

DECEMBER 6, 2013 – Rangers acquired Kyle Beach in exchange for Brandon Mashinter

2013-14 RANGERS VS. BLACKHAWKS

OVERALL RECORD: 2-0-0 | AT NEW YORK: 1-0-0 | AT CHICAGO: 1-0-0

	GP	W	L	OT	GF	GA	PTS
Blackhawks	2	0	2	0	3	5	0
Rangers	2	2	0	0	5	3	4

DATE	RESULT/SITE	GOALTENDERS
Jan. 8	Rangers 3, Blackhawks 2 at Chicago	Lundqvist, Crawford
Feb. 27	Rangers 2, Blackhawks 1 at New York	Talbot, Crawford

The Rangers set a franchise record with six power play goals in one game in a 6-4 win over the Quebec Nordiques on October 13, 1993.

COLORADO AVALANCHE

2014-15 REGULAR SEASON SCHEDULE

DATE	SITE	TIME	TV
Nov. 13	MSG	7:00 PM	MSG, NHLN-US
Feb. 12	Colorado	9:00 PM	MSG

ALL-TIME RECORD

Overall ..... 35-31-7-5 (82 pts)
Home Record ..... 21-12-4-2 (48 pts)
Road Record ..... 14-19-3-3 (34 pts)
Goals For 287
Goals Against 265
Shutouts ..... 2, last – 10/29/1990 (5-0; Vanbiesbrouck)

LONGEST RANGER STREAKS

Winning Streak ..... 5, 11/2/1989 – 10/29/1990
Unbeaten/Point Streak ..... 5, 11/2/1989 – 10/29/1990 (5-0-0)
Losing Streak ..... 4 (2x), last – 10/29/1992 – 3/28/1993

GAME HIGHS

Goals For 8, 10/23/1988 (8-2)
Goals Against 10, 3/6/1993 (2-10)

FIRST TIME

First Game ..... 11/10/1979 at MSG (5-4)
First Game at Quebec 1/2/1980 (3-3)
First Ranger Win ..... 11/10/1979 at MSG (5-4)

LAST TIME

Ranger Win at MSG 2/4/2014 (5-1)
Ranger Win at Colorado 1/31/2010 (3-1)
Avalanche Win at MSG 3/17/2012 (3-1)
Avalanche Win at Colorado ..... 4/3/2014 (3-2, SO)

PLAYOFFS

Series 1 (1-0)
Overall 4-2-0
Goals For 25
Goals Against 19
Last Meeting ..... 1995, Conference Quarterfinals (W, 4-2)

LAST RANGER TRADE WITH COLORADO

JULY 16, 2009 – Rangers acquired Nigel Williams in exchange for Brian Fahey.

*Includes the record of the Quebec Nordiques from 1979-80 – 1994-95

2013-14 RANGERS VS. AVALANCHE

OVERALL RECORD: 1-0-1 | AT NEW YORK: 1-0-0 | AT COLORADO: 0-0-1

	GP	W	L	OT	GF	GA	PTS
Avalanche	2	1	1	0	4	7	2
Rangers	2	1	0	1	7	4	3

DATE	RESULT/SITE	GOALTENDERS
Feb. 4	Rangers 5, Avalanche 1 at New York	Lundqvist, Varlamov
Apr. 3	Rangers 2, Avalanche 3 (SO) at Colorado	Lundqvist, Varlamov

Blue Jackets President of Hockey Operations/Alternate Governor John Davidson posted a 93-90-25 record over eight seasons with the Rangers, and helped lead the team to the 1979 Stanley Cup Final.

COLUMBUS BLUE JACKETS

2014-15 REGULAR SEASON SCHEDULE

DATE	SITE	TIME	TV
Oct. 11	Columbus	7:00 PM	MSG
Jan. 16	Columbus	7:00 PM	MSG
Feb. 22	MSG	7:30 PM	MSG
Apr. 6	MSG	7:00 PM	MSG, NHLN-US

ALL-TIME RECORD

Overall ..... 7-7-1-1 (16 pts)
Home Record ..... 3-2-1-1 (8 pts)
Road Record ..... 4-5-0-0 (8 pts)
Goals For 45
Goals Against 49
Shutouts ..... N/A

LONGEST RANGER STREAKS

Winning Streak ..... 2 (2x), last – 2/19/2012 – 11/7/2013
Unbeaten/Point Streak 2 (4x), last – 1/6/2014 – 3/21/2014 (1-0-1)
Losing Streak ..... 3, 10/11/2003 – 2/24/2007

GAME HIGHS

Goals For 7, 11/23/2009 (7-4)
Goals Against 6, 11/9/2002 (3-6)

FIRST TIME

First Game ..... 2/12/2001 at Columbus (4-3)
First Game at MSG 1/14/2002 (2-2)
First Ranger Win ..... 2/12/2001 at Columbus (4-3)

LAST TIME

Last Ranger win at MSG ..... 2/19/2012 (3-2, OT)
Last Ranger win at Columbus 3/21/2014 (3-1)
Last Blue Jacket win at MSG ..... 1/6/2014 (4-3, SO)
Last Blue Jacket win at Columbus 12/11/2010 (3-1)

PLAYOFFS

N/A

LAST RANGER TRADE WITH COLUMBUS

APRIL 3, 2013 - Rangers acquired Derick Brassard, Derek Dorsett, John Moore and a sixth round pick in the 2014 NHL Entry Draft in exchange for Marian Gaborik, Steven Delisle and Blake Parlett.

2013-14 RANGERS VS. BLUE JACKETS

OVERALL RECORD: 2-1-1 | AT NEW YORK: 0-1-1 | AT COLUMBUS: 2-0-0

	GP	W	L	OT	GF	GA	PTS
Blue Jackets	4	2	2	0	11	12	4
Rangers	4	2	1	1	12	11	5

DATE	RESULT/SITE	GOALTENDERS
Nov. 7	Rangers 4, Blue Jackets 2 at Columbus	Talbot, Bobrovsky
Dec. 12	Rangers 2, Blue Jackets 4 at New York	Lundqvist/Talbot, McElhinney/McKenna
Jan. 6	Rangers 3, Blue Jackets 4 (SO) at New York	Lundqvist, Bobrovsky
Mar. 21	Rangers 3, Blue Jackets 1 at Columbus	Lundqvist, Bobrovsky

Rangers goaltender Henrik Lundqvist played in three games against his twin brother, Joel, when Joel was a member of the Dallas Stars.

DALLAS STARS

2014-15 REGULAR SEASON SCHEDULE

DATE	SITE	TIME	TV
Dec. 29	Dallas	8:30 PM	MSG
Feb. 8	MSG	5:00 PM	MSG

ALL-TIME RECORD*

Overall ..... 71-38-22-1 (165 pts)
Home Record ..... 38-18-11-0 (87 pts)
Road Record ..... 33-20-11-1 (78 pts)
Goals For 458
Goals Against 378
Shutouts ..... 10, last – 11/4/2003 (3-0; Markkanen)

LONGEST RANGER STREAKS

Winning Streak ..... 7, 3/17/1976 – 12/3/1977
Unbeaten/Point Streak ..... 11, 3/17/1976 – 3/19/1978 (9-0-2)
Losing Streak ..... 3 (3x), last – 11/25/2007 – 2/6/2009

GAME HIGHS

Goals For 11, 12/4/1976 (11-4)
Goals Against 10, 2/6/2009 (2-10)

FIRST TIME*

First Game ..... 11/19/1967 at MSG (5-2)
First Game at Minnesota 2/15/1968 (6-2)
First Ranger Win ..... 11/19/1967 at MSG (5-2)

LAST TIME

Last Ranger Win at MSG 1/10/2014 (3-2)
Last Ranger Win at Dallas 11/21/2013 (3-2)
Last Star Win at MSG 12/13/2011 (1-0)
Last Star Win at Dallas 2/6/2009 (10-2)

PLAYOFFS

N/A

LAST RANGER TRADE WITH DALLAS

JUNE 14, 2006 – Rangers acquired a 2008 conditional pick in exchange for the rights to restricted free agent forward Mike Green.

* Includes the record of the Minnesota North Stars from 1967-68 – 1992-93

2013-14 RANGERS VS. STARS

OVERALL RECORD: 2-0-0 AT NEW YORK: 1-0-0 AT DALLAS: 1-0-0

	GP	W	L	OT	GF	GA	PTS
Stars	2	0	2	0	4	6	0
Rangers	2	2	0	0	6	4	4

DATE	RESULT/SITE	GOALTENDERS
Nov. 21	Rangers 3, Stars 2 at Dallas	Lundqvist, Lehtonen
Jan. 10	Rangers 3, Stars 2 at New York	Lundqvist, Lehtonen

Ron Duguay tallied his first career hat trick in a 6-2 Rangers win over Detroit on December 18, 1977.

DETROIT RED WINGS

2014-15 REGULAR SEASON SCHEDULE			
DATE	SITE	TIME	TV
Nov. 5	MSG	8:00 PM	NBCSN
Dec. 6	Detroit	7:00 PM	MSG, NHLN-US
Mar. 4	Detroit	8:00 PM	NBCSN

ALL-TIME RECORD*	
Overall	214-260-103-1 (532 pts)
Home Record	138-94-58-0 (334 pts)
Road Record	76-166-45-1 (198 pts)
Goals For	1589
Goals Against	1764
Shutouts	46, last – 3/9/2014 (3-0; Lundqvist)

LONGEST RANGER STREAKS	
Winning Streak	8, 3/4/1941 – 2/26/1942
Unbeaten/Point Streak	9, 1/29/1969 – 2/28/1970 (6-0-3)
Losing Streak	7 (2x), last – 2/14/1999 – 12/21/2002

GAME HIGHS	
Goals For	11, 1/25/1942 (11-2)
Goals Against	15, 1/23/1944 (0-15)

FIRST TIME*	
First Game	12/4/1926 at Detroit (0-1)
First Game at MSG	12/19/1926 (1-1)
First Ranger Win	1/9/1927 at MSG (4-1)

LAST TIME	
Last Ranger Win at MSG	3/9/2014 (3-0)
Last Ranger Win at Detroit	10/26/2013 (3-2, OT)
Last Red Wing Win at MSG	12/6/2009 (3-1)
Last Red Wing Win at Detroit	2/7/2011 (3-2)

PLAYOFFS	
Series	5 (1-4)
Overall	10-13-0
Goals For	49
Goals Against	57
Last Meeting	1950, Stanley Cup Finals (L, 3-4)

LAST RANGER TRADE WITH DETROIT

MARCH 3, 2010 – Rangers acquired Kris Newbury in exchange for Jordan Owens.

* Includes the record of the Detroit Cougars from 1926-27 – 1929-30 and the Detroit Falcons from 1930-31 – 1931-32

2013-14 RANGERS VS. RED WINGS

OVERALL RECORD: 3-0-0 | AT NEW YORK: 2-0-0 | AT DETROIT: 1-0-0

	GP	W	L	OT	GF	GA	PTS
Red Wings	3	0	2	1	2	7	1
Rangers	3	3	0	0	7	2	6

DATE	RESULT/SITE	GOALTENDERS
Oct. 26	Rangers 3, Red Wings 2 (OT) at Detroit	Talbot, Howard
Jan. 16	Rangers 1, Red Wings 0 at New York	Lundqvist, Howard
Mar. 9	Rangers 3, Red Wings 0 at New York	Lundqvist, Howard

The Rangers played their 6,000th game in franchise history on February 6, 2014 against the Oilers at MSG.

EDMONTON OILERS

2014-15 REGULAR SEASON SCHEDULE			
DATE	SITE	TIME	TV
Nov. 9	MSG	6:00 PM	MSG, NHLN-US
Dec. 14	Edmonton	9:30 PM	MSG PLUS

ALL-TIME RECORD

Overall	27-28-9-2 (65 pts)
Home Record	12-15-6-1 (31 pts)
Road Record	15-13-3-1 (34 pts)
Goals For	233
Goals Against	232
Shutouts	2, last – 3/30/2014 (5-0; Talbot)

LONGEST RANGER STREAKS

Winning Streak	3, 10/24/1979 – 2/20/1980
Unbeaten/Point Streak	8, 1/21/1997 – 11/7/2000 (4-0-4)
Losing Streak	8, 10/28/1981 – 12/14/1983

GAME HIGHS

Goals For	10, 10/24/1979 (10-2)
Goals Against	10, 12/4/1988 (6-10)

FIRST TIME

First Game	10/24/1979 at MSG (10-2)
First Game at Edmonton	1/11/1980 (6-2)
First Ranger Win	10/24/1979 at MSG (10-2)

LAST TIME

Last Ranger Win at MSG	11/14/2010 (8-2)
Last Ranger Win at Edmonton	3/30/2014 (5-0)
Last Oiler Win at MSG	2/6/2014 (2-1)
Last Oiler Win at Edmonton	10/22/2011 (2-0)

PLAYOFFS

N/A

LAST RANGER TRADE WITH EDMONTON

MARCH 3, 2004 – Rangers acquired Dwight Helminen, Steve Valiquette and a 2004 2nd round pick (Dane Byers) in exchange for Petr Nedved and Jussi Markkanen.

2013-14 RANGERS VS. OILERS

OVERALL RECORD: 1-1-0 | AT NEW YORK: 0-1-0 | AT EDMONTON: 1-0-0

	GP	W	L	OT	GF	GA	PTS
Oilers	2	1	1	0	2	6	2
Rangers	2	1	1	0	6	2	2

DATE	RESULT/SITE	GOALTENDERS
Feb. 6	Rangers 1, Oilers 2 at New York	Talbot, Scrivens
Mar. 30	Rangers 5, Oilers 0 at Edmonton	Talbot, Scrivens

Esa Tikkanen registered two overtime goals in the Eastern Conference Quarterfinals in 1997 against the Panthers, including the series-winning goal in Game 5 on April 25.

FLORIDA PANTHERS

2014-15 REGULAR SEASON SCHEDULE

DATE	SITE	TIME	TV
Dec. 31	Florida	6:00 PM	MSG 2
Feb. 2	MSG	7:00 PM	MSG
Mar. 15	MSG	5:00 PM	MSG

ALL-TIME RECORD

Overall	45-28-6-4 (100 pts)
Home Record	23-14-4-0 (50 pts)
Road Record	22-14-2-4 (50 pts)
Goals For	240
Goals Against	191
Shutouts	9, last – 3/22/2011 (1-0, Lundqvist)

LONGEST RANGER STREAKS

Winning Streak	6, 11/3/2001 – 3/1/2003
Unbeaten/Point Streak	8, 10/20/2003 – 3/24/2006 (5-0-3)
Losing Streak	3, 4/8/1996 – 10/6/1996

GAME HIGHS

Goals For	7, 12/22/1996 (7-3)
Goals Against	6 (2x), last – 11/26/1999 (2-6)

FIRST TIME

First Game	11/16/1993 at Florida (4-2)
First Game at MSG	1/3/1994 (3-2)
First Ranger Win	11/16/1993 at Florida (4-2)

LAST TIME

Last Ranger Win at MSG	11/10/2013 (4-3)
Last Ranger Win at Florida	12/31/2013 (2-1, SO)
Last Panther Win at MSG	3/21/2013 (3-1)
Last Panther Win at Florida	4/23/2013 (3-2)

PLAYOFFS

Series	1 (1-0)
Overall	4-1-0
Goals For	13
Goals Against	10
Last Meeting	1997, Conference Quarterfinals (W, 4-1)

LAST RANGER TRADE WITH FLORIDA

JULY 20, 2012 – Rangers acquired a 2014 fifth round pick in exchange for Casey Wellman.

2013-14 RANGERS VS. PANTHERS

OVERALL RECORD: 3-0-0 | AT NEW YORK: 1-0-0 | AT FLORIDA: 2-0-0

	GP	W	L	OT	GF	GA	PTS
Panthers	3	0	2	1	6	11	1
Rangers	3	3	0	0	11	6	6

DATE	RESULT/SITE	GOALTENDERS
Nov. 10	Rangers 4, Panthers 3 at New York	Lundqvist, Thomas
Nov. 27	Rangers 5, Panthers 2 at Florida	Lundqvist, Thomas
Dec. 31	Rangers 2 , Panthers 1 (SO) at Florida	Lundqvist, Thomas

Hall of Famer Marcel Dionne, who ranks among the top three in Kings history in goals, assists, and points, tallied his 700th career NHL goal as a member of the Rangers on October 31, 1987.

LOS ANGELES KINGS

2014-15 REGULAR SEASON SCHEDULE

DATE	SITE	TIME	TV
Jan. 8	Los Angeles	10:30 PM	MSG, NHLN-US
Mar. 24	MSG	7:00 PM	NBCSN

ALL-TIME RECORD

Overall	66-44-16-1 (149 pts)
Home Record	37-19-6-0 (80 pts)
Road Record	29-25-10-1 (69 pts)
Goals For	469
Goals Against	393
Shutouts	7, last – 12/18/1996 (4-0; Richter)

LONGEST RANGER STREAKS

Winning Streak	8, 3/7/1971 – 11/12/1972
Unbeaten/Point Streak	20, 2/8/1970 – 10/14/1973 (15-0-5)
Losing Streak	6, 1/28/1975 – 10/20/1976

GAME HIGHS

Goals For	9, 10/31/1990 (9-4)
Goals Against	7 (2x), last – 2/5/1985 (5-7)

FIRST TIME

First Game	10/31/1967 at Los Angeles (6-1)
First Game at MSG	12/3/1967 (4-2)
First Ranger Win	10/31/1967 at Los Angeles (6-1)

LAST TIME

Last Ranger Win at MSG	2/17/2011 (4-3, SO)
Last Ranger Win at Los Angeles	10/7/2013 (3-1)
Last King Win at MSG	11/17/2013 (1-0)
Last King Win at Los Angeles*	10/7/2011 (3-2, OT)

PLAYOFFS

Series	3 (2-1)
Overall	6-5-0
Goals For	42
Goals Against	29
Last Meeting	2014, Stanley Cup Final (L, 1-4)

LAST RANGER TRADE WITH LOS ANGELES

JANUARY 4, 2014 – Rangers acquired Daniel Carcillo in exchange for a conditional seventh round pick (Spencer Watson) in the 2014 NHL Entry Draft

* Game played at Ericsson Globe Arena in Stockholm, Sweden

2013-14 RANGERS VS. KINGS

OVERALL RECORD: 1-1-0			AT NEW YORK: 0-1-0			AT LOS ANGELES: 1-0-0	
	GP	W	L	OT	GF	GA	PTS
Kings	2	1	1	0	2	3	2
Rangers	2	1	1	0	3	2	2

DATE	RESULT/SITE	GOALTENDERS
Oct. 7	Rangers 3, Kings 1 at Los Angeles	Lundqvist, Quick
Nov. 17	Rangers 0, Kings 1 at New York	Lundqvist, Scrivens

Petr Prucha recorded the first multi-goal game of his career by tallying two power play goals in a 3-1 Rangers win over Minnesota on December 5, 2005.

MINNESOTA WILD

2014-15 REGULAR SEASON SCHEDULE			
DATE	SITE	TIME	TV
Oct. 27	MSG	7:00 PM	MSG
Apr. 2	Minnesota	8:00 PM	MSG

ALL-TIME RECORD

Overall	10-6-0-0 (20 pts)
Home Record	5-2-0-0 (10 pts)
Road Record	5-4-0-0 (8 pts)
Goals For	47
Goals Against	39
Shutouts	N/A

LONGEST RANGER STREAKS

Winning Streak	5, 11/15/2000 – 2/19/2003
Unbeaten/Point Streak	5, 11/15/2000 – 2/19/2003 (5-0-0)
Losing Streak	2, 10/10/2003 – 2/4/2004

GAME HIGHS

Goals For	5, 11/20/2010 (5-2)
Goals Against	6, 12/20/2007 (3-6)

FIRST TIME

First Game	11/15/2000 at Minnesota (3-2)
First Game at MSG	1/14/2001 (4-2)
First Ranger Win	11/15/2000 at Minnesota (3-2)

LAST TIME

Last Ranger Win at MSG	12/22/2013 (4-1)
Last Ranger Win at Minnesota	3/27/2012 (3-2)
Last Wild Win at MSG	3/3/2011 (3-1)
Last Wild Win at Minnesota	3/13/2014 (2-1)

PLAYOFFS

N/A

LAST RANGER TRADE WITH MINNESOTA

JUNE 30, 2013 – Rangers acquired defenseman Justin Falk in exchange for forward Benn Ferriero and a sixth round pick in the 2014 NHL Entry Draft.

2013-14 RANGERS VS. WILD

OVERALL RECORD: 1-1-0 | AT NEW YORK: 1-0-0 | AT MINNESOTA: 0-1-0

	GP	W	L	OT	GF	GA	PTS
Wild	2	1	1	0	3	5	2
Rangers	2	1	1	0	5	3	2

DATE	RESULT/SITE	GOALTENDERS
Dec. 22	Rangers 4, Wild 1 at New York	Talbot, Backstrom
Mar. 13	Rangers 1, Wild 2 at Minnesota	Talbot, Kuemper

Ryan McDonagh established a Rangers record for defensemen with eight assists in one playoff series during the 2014 Eastern Conference Finals against the Canadiens.

MONTREAL CANADIENS

2014-15 REGULAR SEASON SCHEDULE			
DATE	SITE	TIME	TV
Oct. 25	Montreal	7:00 PM	MSG
Nov. 23	MSG	7:00 PM	MSG, NHLN-US
Jan. 29	MSG	7:00 PM	NBCSN

ALL-TIME RECORD	
Overall	192-324-94-4 (482 pts)
Home Record	127-124-54-1 (309 pts)
Road Record	65-200-40-3 (173 pts)
Goals For	1590
Goals Against	2069
Shutouts	26, last – 11/16/2013 (Talbot; 1-0)

LONGEST RANGER STREAKS	
Winning Streak	8, 12/16/1939 – 12/5/1940
Unbeaten/Point Streak	9, 11/23/1939 – 12/5/1940 (8-0-1)
Losing Streak	12, 12/17/1944 – 12/16/1945

GAME HIGHS	
Goals For	10, 12/13/1992 (10-5)
Goals Against	11 (3x), last – 1/21/1960 (2-11)

FIRST TIME	
First Game	11/27/1926 at Montreal (2-0)
First Game at MSG	1/6/1927 (1-0)
First Ranger Win	11/27/1926 at Montreal (2-0)

LAST TIME	
Last Ranger Win at MSG	3/30/2012 (4-1)
Last Ranger Win at Montreal	11/16/2013 (1-0)
Last Canadien Win at MSG	10/28/2013 (2-0)
Last Canadien Win at Montreal	4/12/2014 (1-0, OT)

PLAYOFFS	
Series	15 (8-7)
Overall	29-36-2
Goals For	178
Goals Against	203

LAST RANGER TRADE WITH MONTREAL

JULY 2, 2013 – Rangers acquired forward Danny Kristo in exchange for forward Christian Thomas.

2013-14 RANGERS VS. CANADIENS

OVERALL RECORD: 1-1-1 **AT NEW YORK: 0-1-0** **AT MONTREAL: 1-0-1**

	GP	W	L	OT	GF	GA	PTS
Canadiens	3	2	1	0	3	1	4
Rangers	3	1	1	1	1	3	3

DATE	RESULT/SITE	GOALTENDERS
Oct. 28	Rangers 0, Canadiens 2 at New York	Lundqvist, Budaj
Nov. 16	Rangers 1, Canadiens 0 at Montreal	Talbot, Price
Apr. 12	Rangers 0 , Canadiens 1 (OT) at Montreal	Talbot, Price

Predators forward Matt Cullen skated in his 600th career NHL game, tallied his 200th career NHL assist, and recorded his 300th career NHL point as a member of the Rangers during the 2006-07 season.

NASHVILLE PREDATORS

2014-15 REGULAR SEASON SCHEDULE

DATE	SITE	TIME	TV
Feb. 7	Nashville	3:00 PM	MSG
Mar. 2	MSG	7:00 PM	MSG

ALL-TIME RECORD

Overall ..... 9-6-1-2 (21 pts)
Home Record ..... 3-5-1-1 (8 pts)
Road Record ..... 6-1-0-1 (13 pts)
Goals For 50
Goals Against 41
Shutouts ..... 2, last – 11/23/2013 (2-0; Talbot)

LONGEST RANGER STREAKS

Winning Streak ..... 3, 11/29/1998 – 1/31/2000
Unbeaten/Point Streak ..... 4, 11/29/1998 – 12/23/2000 (3-0-1)
Losing Streak ..... 2, 3/4/2001 – 12/12/2001

GAME HIGHS

Goals For 7, 2/15/1999 (7-4)
Goals Against 5, 3/4/2001 (2-5)

FIRST TIME

First Game ..... 11/29/1998 at MSG (5-1)
First Game at Nashville 2/15/1999 (7-4)
First Ranger Win ..... 11/29/1998 at MSG (5-1)

LAST TIME

Last Ranger Win at MSG 1/17/2012 (3-0)
Last Ranger Win at Nashville 11/23/2013 (2-0)
Last Predator Win at MSG 12/10/2013 (4-1)
Last Predator Win at Nashville ..... 2/28/2004 (2-1, OT)

PLAYOFFS

N/A

LAST RANGER TRADE WITH NASHVILLE

JANUARY 22, 2014 – Rangers acquired Kevin Klein in exchange for Michael Del Zotto.

2013-14 RANGERS VS. PREDATORS

OVERALL RECORD: 1-1-0 | AT NEW YORK: 0-1-0 | AT NASHVILLE: 1-0-0

	GP	W	L	OT	GF	GA	PTS
Predators	2	1	1	0	4	3	2
Rangers	2	1	1	0	3	4	2

DATE	RESULT/SITE	GOALTENDERS
Nov. 23	Rangers 2, Predators 0 at Nashville	Talbot, Mazanec
Dec. 10	Rangers 1, Predators 4 at New York	Lundqvist, Hutton

Devils forward Jaromir Jagr established Rangers' single-season records with 54 goals and 123 points during the 2005-06 season.

NEW JERSEY DEVILS

2014-15 REGULAR SEASON SCHEDULE			
DATE	SITE	TIME	TV
Oct. 21	New Jersey	7:00 PM	MSG
Dec. 27	MSG	7:00 PM	MSG
Apr. 4	MSG	7:00 PM	MSG
Apr. 7	New Jersey	7:00 PM	MSG

ALL-TIME RECORD*	
Overall	106-87-27-7 (246 pts)
Home Record	58-31-20-3 (139 pts)
Road Record	48-56-7-4 (107 pts)
Goals For	748
Goals Against	679
Shutouts	15, last – 3/22/2014 (2-0; Lundqvist)

LONGEST RANGER STREAKS	
Winning Streak	7, 10/25/2007 – 3/27/2008
Unbeaten/Point Streak	11, 2/22/2007 – 11/12/2008 (9-0-2)
Losing Streak	6, 10/16/1998 – 12/1/1999

GAME HIGHS	
Goals For	11, 10/25/1984 (11-2)
Goals Against	8 (3x), last – 12/12/2008 (5-8)

FIRST TIME*	
First Game	12/29/1974 at MSG (2-1)
First Game at Kansas City	1/8/1975 (6-1)
First Ranger Win	12/29/1974 at MSG (2-1)

LAST TIME	
Last Ranger Win at MSG	4/27/2013 (4-0)
Last Ranger Win at New Jersey	3/22/2014 (2-0)
Last Devil Win at MSG	12/7/2013 (4-3, OT)
Last Devil Win at New Jersey	10/19/2013 (4-0)

PLAYOFFS	
Series	6 (4-2)
Overall	18-16-0
Goals For	93
Goals Against	90
Last Meeting	2012, Conference Finals (L, 2-4)

LAST RANGER TRADE WITH NEW JERSEY

NOVEMBER 2, 1979 – Rangers acquired Barry Beck (from the Rockies) in exchange for Bobby Sheehan, Lucien Deblois, Pat Hickey, Mike McEwen and Dean Turner.

* Includes the record of the Kansas City Scouts from 1974-75 – 1975-76 and the Colorado Rockies from 1976-77 – 1981-82

2013-14 RANGERS VS. DEVILS

OVERALL RECORD: 2-2-1 | AT NEW YORK: 0-1-1 | AT NEW JERSEY: 2-1-0

	GP	W	L	OT	GF	GA	PTS
Devils	5	3	2	0	14	14	6
Rangers	5	2	2	1	14	14	5

DATE	RESULT/SITE	GOALTENDERS
Oct. 19	Rangers 0, Devils 4 at New Jersey	Lundqvist, Schneider
Nov. 12	Rangers 2, Devils 3 at New York	Lundqvist, Brodeur
Dec. 7	Rangers 3, Devils 4 (OT) at New York	Lundqvist, Brodeur
Jan. 26	Rangers 7, Devils 3 at Bronx, NY	Lundqvist, Brodeur/Schneider
Mar. 22	Rangers 2, Devils 0 at New Jersey	Lundqvist, Brodeur



Gilles Villemure posted a shutout and the Rangers tied a franchise record by extending their winning streak to 10 games with a 6-0 victory against the Islanders on February 10, 1973.

NEW YORK ISLANDERS

2014-15 REGULAR SEASON SCHEDULE			
DATE	SITE	TIME	TV
Oct. 14	MSG	7:00 PM	MSG
Jan. 13	MSG	7:00 PM	MSG
Jan. 27	Long Island	7:00 PM	MSG
Feb. 16	Long Island	7:00 PM	MSG, NHLN-US
Mar. 10	Long Island	7:00 PM	MSG 2

ALL-TIME RECORD	
Overall	122-101-19-7 (270 pts)
Home Record	70-39-11-5 (156 pts)
Road Record	52-62-8-2 (114 pts)
Goals For	842
Goals Against	797
Shutouts	14, last – 4/13/2013 (1-0, OT; Lundqvist)

LONGEST RANGER STREAKS	
Winning Streak	7, 4/15/1998 – 10/11/1999
Unbeaten/Point Streak	11, 1/21/2003 – 10/19/2005 (8-0-3)
Losing Streak	5 (3x), last – 4/11/2006 – 1/9/2007

GAME HIGHS	
Goals For	9 (3x), last – 2/14/1992 (9-2)
Goals Against	10 (3x), last – 11/17/1984 (4-10)

FIRST TIME	
First Game	10/21/1972 at Long Island (2-1)
First Game at MSG	12/10/1972 (4-1)
First Ranger Win	10/21/1972 at Long Island (2-1)

LAST TIME	
Last Ranger Win at MSG	1/31/2014 (4-1)
Last Ranger Win at Long Island*	1/29/2014 (2-1)
Last Islander Win at MSG	1/21/2014 (5-3)
Last Islander Win at Long Island	2/24/2012 (4-3, SO)

PLAYOFFS	
Series	8 (3-5)
Overall	19-20-0
Goals For	132
Goals Against	129
Last Meeting	1994, Conference Quarterfinals (W, 4-0)

LAST RANGER TRADE WITH ISLANDERS

MAY 25, 2010 – Rangers acquired Jyri Niemi in exchange for a 2010 sixth round pick (later traded).

*Game played at Yankee Stadium in Bronx, NY

2013-14 RANGERS VS. ISLANDERS

OVERALL RECORD: 3-2-0 | AT NEW YORK: 1-2-0 | AT LONG ISLAND: 2-0-0

	GP	W	L	OT	GF	GA	PTS
Islanders	5	2	3	0	14	15	4
Rangers	5	3	2	0	15	14	6

DATE	RESULT/SITE	GOALTENDERS
Oct. 29	Rangers 3, Islanders 2 at Long Island	Talbot, Nabokov
Dec. 20	Rangers 3, Islanders 5 at New York	Lundqvist, Nabokov
Jan. 21	Rangers 3, Islanders 5 at New York	Talbot, Poulin
Jan. 29	Rangers 2, Islanders 1 at Bronx, NY	Lundqvist, Nabokov
Jan. 31	Rangers 4, Islanders 1 at New York	Lundqvist, Nabokov

Henrik Lundqvist became the Rangers' all-time wins leader by recording his 302nd career win in an 8-4 victory against the Senators on March 18, 2014.

OTTAWA SENATORS

2014-15 REGULAR SEASON SCHEDULE			
DATE	SITE	TIME	TV
Jan. 20	MSG	7:00 PM	MSG
Mar. 26	Ottawa	7:30 PM	MSG
Apr. 9	MSG	7:00 PM	MSG

ALL-TIME RECORD

Overall	35-38-3-4 (77 pts)
Home Record	14-23-0-2 (30 pts)
Road Record	21-15-3-2 (47 pts)
Goals For	218
Goals Against	229
Shutouts	2, last – 1/10/2009 (2-0; Lundqvist)

LONGEST RANGER STREAKS

Winning Streak	10, 10/24/1992 – 3/6/1995
Unbeaten/Point Streak	10, 10/24/1992 – 3/6/1995 (10-0-0)
Losing Streak	5 (2x), last – 12/29/2006 – 10/13/2007

GAME HIGHS

Goals For	8, 3/18/2014 (8-4)
Goals Against	9, 1/24/2004 (1-9)

FIRST TIME

First Game	10/24/1992 at Ottawa (3-2, OT)
First Game at MSG	1/6/1993 (6-2)
First Ranger Win	10/24/1992 at Ottawa (3-2, OT)

LAST TIME

Last Ranger Win at MSG	10/3/2009 (5-2)
Last Ranger Win at Ottawa	3/18/2014 (8-4)
Last Senator Win at MSG	4/5/2014 (3-2)
Last Senator Win at Ottawa	3/28/2013 (3-0)

PLAYOFFS

Series	1 (1-0)
Overall	4-3-0
Goals For	14
Goals Against	13
Last Meeting	2012, Conference Quarterfinals (W, 4-3)

LAST RANGER TRADE WITH OTTAWA

MARCH 9, 2004 – Rangers acquired Karel Rachunek and Alexandre Giroux in exchange for Greg de Vries.

2013-14 RANGERS VS. SENATORS

OVERALL RECORD: 2-1-0 | AT NEW YORK: 0-1-0 | AT OTTAWA: 2-0-0

	GP	W	L	OT	GF	GA	PTS
Senators	3	1	2	0	8	14	2
Rangers	3	2	1	0	14	8	4

DATE	RESULT/SITE	GOALTENDERS
Jan. 18	Rangers 4, Senators 1 at Ottawa	Talbot, Anderson
Mar. 18	Rangers 8, Senators 4 at Ottawa	Lundqvist, Lehner/Lawson
Apr. 5	Rangers 2, Senators 3 at New York	Lundqvist, Lehner

The Rangers played their first game in the current MSG on February 18, 1968, and defeated the Flyers, 3-1.

PHILADELPHIA FLYERS

2014-15 REGULAR SEASON SCHEDULE			
DATE	SITE	TIME	TV
Nov. 19	MSG	8:00 PM	NBCSN
Nov. 28	Philadelphia	1:00 PM	NBC
Nov. 29	MSG	1:00 PM	MSG
Feb. 28	Philadelphia	8:00 PM	NBC

ALL-TIME RECORD	
Overall	121-111-37-7 (286 pts)
Home Record	64-47-23-4 (155 pts)
Road Record	57-64-14-3 (131 pts)
Goals For	821
Goals Against	822
Shutouts	13, last – 11/26/2011 (2-0; Lundqvist)

LONGEST RANGER STREAKS	
Winning Streak	10, 11/28/1971 – 1/14/1973
Unbeaten/Point Streak	13, 11/28/1971 – 12/26/1973 (11-0-2)
Losing Streak	11, 3/17/1984 – 12/7/1985

GAME HIGHS	
Goals For	8 (3x), last – 10/26/1992 (8-4)
Goals Against	8 (3x), last – 3/29/1986 (2-8)

FIRST TIME	
First Game	11/16/1967 at Philadelphia (2-3)
First Game at MSG	2/18/1968 (3-1)
First Ranger Win	12/25/1967 at Philadelphia (3-1)

LAST TIME	
Last Ranger Win at MSG	3/26/2014 (3-1)
Last Ranger Win at Philadelphia	3/26/2013 (5-2)
Last Flyer Win at MSG	2/20/2011 (4-2)
Last Flyer Win at Philadelphia	3/1/2014 (4-2)

PLAYOFFS	
Series	11 (5-6)
Overall	24-30-0
Goals For	172
Goals Against	173
Last Meeting	2014, Division Semifinals (W, 4-3)

LAST RANGER TRADE WITH PHILADELPHIA

JULY 1, 2013 – Acquired Danny Syvret in exchange for Kris Newbury.

2013-14 RANGERS VS. FLYERS

OVERALL RECORD: 2-2-0			AT NEW YORK: 2-0-0			AT PHILADELPHIA: 0-2-0
	GP	W	L	OT	GF	GA	PTS
Flyers	4	2	2	0	8	10	4
Rangers	4	2	2	0	10	8	4

DATE	RESULT/SITE	GOALTENDERS
Oct. 24	Rangers 1, Flyers 2 at Philadelphia	Talbot, Mason
Jan. 12	Rangers 4, Flyers 1 at New York	Lundqvist, Emery
Mar. 1	Rangers 2, Flyers 4 at Philadelphia	Lundqvist, Mason
Mar. 26	Rangers 3, Flyers 1 at New York	Lundqvist, Mason

Wayne Gretzky played in his final NHL game against the Penguins on April 18, 1999 at MSG.

PITTSBURGH PENGUINS

2014-15 REGULAR SEASON SCHEDULE

DATE	SITE	TIME	TV
Nov. 11	MSG	7:00 PM	MSG
Nov. 15	Pittsburgh	7:00 PM	MSG, NHLN-US
Dec. 8	MSG	7:00 PM	MSG
Jan. 18	Pittsburgh	12:30 PM	NBC

ALL-TIME RECORD

Overall ..... 120-105-23-10 (273 pts)
Home Record ..... 67-50-9-4 (147 pts)
Road Record ..... 53-55-14-6 (126 pts)
Goals For 916
Goals Against 868
Shutouts ..... 12, last- 1/5/2009 (4-0; Lundqvist)

LONGEST RANGER STREAKS

Winning Streak ..... 5 (2x), last – 11/18/1973 – 11/24/1974
Unbeaten/Point Streak ..... 12, 1/7/1970 – 10/30/1971 (8-0-4)
Losing Streak ..... 7 (2x), last – 1/19/2012 – 3/16/2013

GAME HIGHS

Goals For 11, 11/25/1992 (11-3)
Goals Against 10, 4/9/1993 (4-10)

FIRST TIME

First Game ..... 10/22/1967 at MSG (6-4)
First Game at Pittsburgh 12/2/1967 (4-1)
First Ranger Win ..... 10/22/1967 at MSG (6-4)

LAST TIME

Last Ranger Win at MSG 11/6/2013 (5-1)
Last Ranger Win at Pittsburgh ..... 2/7/2014 (4-3, SO)
Last Penguin Win at MSG ..... 12/18/2013 (4-3, SO)
Last Penguin Win at Pittsburgh 1/3/2014 (5-2)

PLAYOFFS

Series 5 (1-4)
Overall 8-19-0
Goals For 72
Goals Against 93
Last Meeting ..... 2014, Division Finals (W, 4-3)

LAST RANGER TRADE WITH PITTSBURGH

JUNE 27, 2009 - Rangers acquired goaltender Chad Johnson in exchange for a fifth round draft choice in the 2009 NHL Entry Draft (Andy Bathgate).

2013-14 RANGERS VS. PENGUINS

OVERALL RECORD: 2-1-1 AT NEW YORK: 1-0-1 AT PITTSBURGH: 1-1-0

	GP	W	L	OT	GF	GA	PTS
Penguins	4	2	1	1	13	14	5
Rangers	4	2	1	1	14	13	5

DATE	RESULT/SITE	GOALTENDERS
Nov. 6	Rangers 5, Penguins 1 at New York	Lundqvist, Fleury
Dec. 18	Rangers 3, Penguins 4 (SO) at New York	Lundqvist, Fleury
Jan. 3	Rangers 2, Penguins 5 at Pittsburgh	Lundqvist, Fleury
Feb. 7	Rangers 4, Penguins 3 (SO) at Pittsburgh	Lundqvist, Fleury

Brian Leetch recorded his first career NHL point with an assist in his NHL debut on February 29, 1988 against St. Louis.

ST. LOUIS BLUES

2014-15 REGULAR SEASON SCHEDULE

DATE	SITE	TIME	TV
Oct. 9	St. Louis	8:00 PM	MSG
Nov. 3	MSG	7:00 PM	MSG

ALL-TIME RECORD

Overall ..... 75-42-16-0 (166 pts)
Home Record ..... 45-13-6-0 (96 pts)
Road Record ..... 30-29-10-0 (70 pts)
Goals For 467
Goals Against 361
Shutouts ..... 11, last – 1/2/1999 (1-0; Richter)

LONGEST RANGER STREAKS

Winning Streak ..... 7 (2x), last – 3/27/1987 – 3/20/1989
Unbeaten/Point Streak ..... 10, 12/8/1976 – 1/9/1979 (8-0-2)
Losing Streak ..... 4 (2x), last – 2/16/09 – 11/7/10

GAME HIGHS

Goals For 9, 1/5/1972 (9-1)
Goals Against ..... 7 (2x), last – 10/29/1986 (2-7)

FIRST TIME

First Game ..... 11/26/1967 at MSG (1-0)
First Game at St. Louis 1/13/1968 (3-1)
First Ranger Win ..... 11/26/1967 at MSG (1-0)

LAST TIME

Last Ranger Win at MSG 3/3/2007 (3-2)
Last Ranger Win at St. Louis 1/8/2011 (2-1)
Last Blue Win at MSG 1/23/2014 (2-1)
Last Blue Win at St. Louis 10/12/2013 (5-3)

PLAYOFFS

Series 1 (1-0)
Overall 4-2-0
Goals For 29
Goals Against 22
Last Meeting ..... 1981, Quarterfinals (W, 4-2)

LAST RANGER TRADE WITH ST. LOUIS

JUNE 25, 2011 – Rangers acquired a 2011 third round pick (Steven Fogarty) in exchange for Evgeny Grachev.

2013-14 RANGERS VS. BLUES

OVERALL RECORD: 0-2-0 AT NEW YORK: 0-1-0 AT ST. LOUIS: 0-1-0

	GP	W	L	OT	GF	GA	PTS
Blues	2	2	0	0	7	4	4
Rangers	2	0	2	0	4	7	0

DATE	RESULT/SITE	GOALTENDERS
Oct. 12	Rangers 3, Blues 5 at St. Louis	Biron/Lundqvist, Halak
Jan. 23	Rangers 1, Blues 2 at New York	Lundqvist, Halak

Sergei Zubov established single-game career-highs with four assists and four points in an 8-3 Rangers win over the Sharks on January 25, 1994.

SAN JOSE SHARKS

2014-15 REGULAR SEASON SCHEDULE

DATE	SITE	TIME	TV
Oct. 19	MSG	5:00 PM	MSG
Jan. 10	San Jose	10:00 PM	MSG

ALL-TIME RECORD

Overall ..... 20-8-3-0 (43 pts)
Home Record ..... 9-4-1-0 (19 pts)
Road Record ..... 11-4-2-0 (24 pts)
Goals For 110
Goals Against 86
Shutouts ..... 1, 2/22/1993 (4-0; Vanbiesbrouck)

LONGEST RANGER STREAKS

Winning Streak ..... 7, 1/25/1994 – 3/11/1998
Unbeaten/Point Streak ..... 15, 12/16/1991 – 1/4/1999 (13-0-2)
Losing Streak ..... 4, 10/19/1999 – 10/22/2001

GAME HIGHS

Goals For ..... 8 (2x), last – 1/25/1994 (8-3)
Goals Against 9, 10/8/2013 (2-9)

FIRST TIME

First Game ..... 12/16/1991 at MSG (4-3, OT)
First Game at San Jose 1/28/1992 (4-2)
First Ranger Win ..... 12/16/1991 at MSG (4-3, OT)

LAST TIME

Last Ranger Win at MSG 10/31/2011 (5-2)
Last Ranger Win at San Jose ..... 3/12/2011 (3-2, SO)
Last Shark Win at MSG 3/16/2014 (1-0)
Last Shark Win at San Jose 10/8/2013 (9-2)

PLAYOFFS

N/A

LAST RANGER TRADE WITH SAN JOSE

APRIL 2, 2013 - Acquired forward Ryane Clowe in exchange for a second round pick in 2013 (Gabryel Paquin-Boudreau,) a third round pick in 2013 (via FLA-Yan-Pavel Laplante), and a conditional pick in 2014.

2013-14 RANGERS VS. SHARKS

OVERALL RECORD: 0-2-0 | AT NEW YORK: 0-1-0 | AT SAN JOSE: 0-1-0

	GP	W	L	OT	GF	GA	PTS
Sharks	2	2	0	0	10	2	4
Rangers	2	0	2	0	2	10	0

DATE	RESULT/SITE	GOALTENDERS
Oct. 8	Rangers 2, Sharks 9 at San Jose	Lundqvist /Biron, Niemi
Mar. 16	Rangers 0, Sharks 1 at New York	Lundqvist, Niemi

Rangers forward Martin St. Louis is Tampa Bay's franchise leader in points (953), while Dan Boyle has recorded more points than any other defenseman in Lightning history (253).

TAMPA BAY LIGHTNING

2014-15 REGULAR SEASON SCHEDULE

DATE	SITE	TIME	TV
Nov. 17	MSG	7:00 PM	MSG
Nov. 26	Tampa Bay	7:30 PM	MSG 2
Dec. 1	MSG	7:00 PM	MSG, NHLN-US

ALL-TIME RECORD

Overall	43-31-5-7 (98 pts)
Home Record	24-14-2-4 (54 pts)
Road Record	19-17-3-3 (44 pts)
Goals For	273
Goals Against	252
Shutouts	4, last – 4/2/2010 (5-0; Lundqvist)

LONGEST RANGER STREAKS

Winning Streak	4, 10/4/2008 – 11/26/2008
Unbeaten/Point Streak	7, 2/2/1995 – 2/11/1996 (5-0-2)
Losing Streak	7, 3/7/1996 – 4/11/1997

GAME HIGHS

Goals For	10, 11/10/1998 (10-2)
Goals Against	6 (2x), last – 3/22/1999 (3-6)

FIRST TIME

First Game	11/9/1992 at MSG (1-5)
First Game at Tampa Bay	12/11/1992 (5-4)
First Ranger Win	12/9/1992 at MSG (6-5)

LAST TIME

Last Ranger Win at MSG	2/28/2013 (4-1)
Last Ranger Win at Tampa Bay	12/29/2013 (4-3)
Last Lightning Win at MSG	1/14/2014 (2-1)
Last Lightning Win at Tampa Bay	11/25/2013 (5-0)

PLAYOFFS

N/A

LAST RANGER TRADE WITH TAMPA BAY

JUNE 28, 2014 – Rangers acquired two fifth-round picks in the 2014 NHL Entry Draft (Daniel Walcott and Tyler Nanne) in exchange for a fourth-round pick in the 2014 NHL Entry Draft (Ben Thomas).

2013-14 RANGERS VS. LIGHTNING

OVERALL RECORD: 1-2-0 | AT NEW YORK: 0-1-0 | AT TAMPA BAY: 1-1-0

	GP	W	L	OT	GF	GA	PTS
Lightning	3	2	1	0	10	5	4
Rangers	3	1	2	0	5	10	2

DATE	RESULT/SITE	GOALTENDERS
Nov. 25	Rangers 0, Lightning 5 at Tampa Bay	Lundqvist/Talbot, Bishop
Dec. 29	Rangers 4, Lightning 3 at Tampa Bay	Lundqvist, Lindback
Jan. 14	Rangers 1, Lightning 2 at New York	Lundqvist, Bishop

Rangers legend and Hall of Famer Jean Ratelle tallied his first career NHL goal and NHL assist while making his NHL debut against the Maple Leafs on March 4, 1961.

TORONTO MAPLE LEAFS

2014-15 REGULAR SEASON SCHEDULE			
DATE	SITE	TIME	TV
Oct. 12	MSG	7:00 PM	MSG, NHLN-US
Nov. 8	Toronto	7:00 PM	MSG 2
Feb. 10	Toronto	7:30 PM	MSG

ALL-TIME RECORD	
Overall	224-273-95-7 (550 pts)
Home Record	130-111-56-4 (320 pts)
Road Record	94-162-39-3 (230 pts)
Goals For	1726
Goals Against	1894
Shutouts	36, last – 1/14/2012 (3-0; Biron)

LONGEST RANGER STREAKS	
Winning Streak	8, 12/4/1993 – 2/26/1998
Unbeaten/Point Streak	10, 12/4/1993 – 12/7/1998 (9-0-1)
Losing Streak	7 (3x), last – 11/25/1961 – 2/17/1962

GAME HIGHS	
Goals For	8 (7x), last – 3/14/1990 (8-2)
Goals Against	14, 3/16/1957 (1-14)

FIRST TIME	
First Game	11/20/1926 at Toronto (5-1)
First Game at MSG	1/13/1927 (1-1)
First Ranger Win	11/20/1926 at Toronto (5-1)

LAST TIME	
Last Ranger Win at MSG	12/23/2013 (2-1, SO)
Last Ranger Win at Toronto	1/4/2014 (7-1)
Last Maple Leaf Win at MSG	3/5/2014 (3-2, OT)
Last Maple Leaf Win at Toronto	4/8/2013 (4-3)

PLAYOFFS	
Series	8 (5-3)
Overall	19-16-0
Goals For	86
Goals Against	86
Last Meeting	1971, Quarterfinals (W, 4-2)

LAST RANGER TRADE WITH TORONTO

FEBRUARY 28, 2011 – Rangers acquired John Mitchell in exchange for a 2012 seventh round pick (Viktor Loov.)

2013-14 RANGERS VS. MAPLE LEAFS

OVERALL RECORD: 2-0-1 | AT NEW YORK: 1-0-1 | AT TORONTO: 1-0-0

	GP	W	L	OT	GF	GA	PTS
Maple Leafs	3	1	1	1	5	11	3
Rangers	3	2	0	1	11	5	5

DATE	RESULT/SITE	GOALTENDERS
Dec. 23	Rangers 2, Maple Leafs 1 (SO) at New York	Talbot, Bernier
Jan. 4	Rangers 7, Maple Leafs 1 at Toronto	Talbot, Bernier/Reimer
Mar. 5	Rangers 2, Maple Leafs 3 (OT) at New York	Lundqvist, Bernier



Chris Kreider tallied the first hat trick of his career against Vancouver on November 30, 2013 at MSG.

VANCOUVER CANUCKS

2014-15 REGULAR SEASON SCHEDULE			
DATE	SITE	TIME	TV
Dec. 13	Vancouver	10:00 PM	MSG
Feb. 19	MSG	7:00 PM	MSG

ALL-TIME RECORD	
Overall	75-30-8-0 (158 pts)
Home Record	40-13-5-0 (85 pts)
Road Record	35-17-3-0 (73 pts)
Goals For	460
Goals Against	321
Shutouts	5, last-10/18/2011 (4-0; Lundqvist)

LONGEST RANGER STREAKS	
Winning Streak	11, 1/17/1978 – 10/22/1980
Unbeaten/Point Streak	13, 10/16/1988 – 1/11/1993 (10-0-3)
Losing Streak	5, 10/2/1999 – 11/16/2002

GAME HIGHS	
Goals For	9, 2/16/1974 (9-4)
Goals Against	7 (2x), last – 3/8/1983 (3-7)

FIRST TIME	
First Game	12/6/1970 at MSG (4-1)
First Game at Vancouver	12/8/1970 (1-4)
First Ranger Win	12/6/1970 at MSG (4-1)

LAST TIME	
Last Ranger Win at MSG	11/30/2013 (5-2)
Last Ranger Win at Vancouver	4/1/2014 (3-1)
Last Canuck Win at MSG	11/19/2008 (6-3)
Last Canuck Win at Vancouver	11/3/2009 (4-1)

PLAYOFFS	
Series	1 (1-0)
Overall	4-3-0
Goals For	21
Goals Against	19
Last Meeting	1994, Stanley Cup Finals (W, 4-3)

LAST RANGER TRADE WITH VANCOUVER

JUNE 27, 2014 – Rangers acquired a third-round pick in the 2014 NHL Entry Draft (Keegan Iverson) in exchange for Derek Dorsett.

2013-14 RANGERS VS. CANUCKS

OVERALL RECORD: 2-0-0			AT NEW YORK: 1-0-0		AT VANCOUVER: 1-0-0		
	GP	W	L	OT	GF	GA	PTS
Canucks	2	0	2	0	3	8	0
Rangers	2	2	0	0	8	3	4

DATE	RESULT/SITE	GOALTENDERS
Nov. 30	Rangers 5, Canucks 2 at New York	Talbot, Luongo/Lack
Apr. 1	Rangers 3, Canucks 1 at Vancouver	Lundqvist, Lack

Don Maloney recorded the fastest hat trick in franchise history by scoring three goals in a span of 2:30 against the Capitals on February 21, 1981.

WASHINGTON CAPITALS

2014-15 REGULAR SEASON SCHEDULE			
DATE	SITE	TIME	TV
Dec. 23	MSG	7:00 PM	MSG
Mar. 11	Washington	8:00 PM	NBCSN
Mar. 29	MSG	3:00 PM	MSG
Apr. 11	Washington	TBD	MSG

ALL-TIME RECORD	
Overall	89-88-18-6 (202 pts)
Home Record	49-39-9-3 (110 pts)
Road Record	40-49-9-3 (92 pts)
Goals For	682
Goals Against	688
Shutouts	9, last-10/16/2013 (2-0; Lundqvist)

LONGEST RANGER STREAKS	
Winning Streak	4 (4x), last – 12/12/2010 – 11/25/2011
Unbeaten/Point Streak	6, 12/30/2006 – 2/10/2008 (4-0-2)
Losing Streak	5 (3x), last – 12/12/2007 – 1/3/2009

GAME HIGHS	
Goals For	11 (2x), last – 3/24/1978 (11-2)
Goals Against	8 (4x), last – 12/4/1992 (4-8)

FIRST TIME	
First Game	10/9/1974 at MSG (6-3)
First Game at Washington	12/12/1974 (6-6)
First Ranger Win	10/9/1974 at MSG (6-3)

LAST TIME	
Last Ranger Win at MSG	1/19/2014 (4-1)
Last Ranger Win at Washington	10/16/2013 (2-0)
Last Capital Win at MSG	12/8/2013 (4-1)
Last Capital Win at Washington	12/27/2013 (3-2)

PLAYOFFS	
Series	8 (4-4)
Overall	23-23-2
Goals For	121
Goals Against	132
Last Meeting	2013, Conference Quarterfinals (W, 4-3)

LAST RANGER TRADE WITH WASHINGTON

JUNE 28, 2014 – Rangers acquired two fourth-round picks in the 2014 NHL Entry Draft (Ryan Mantha and Igor Shesterkin) in exchange for a third-round pick in the 2014 NHL Entry Draft (Nathan Walker).

2013-14 RANGERS VS. CAPITALS

OVERALL RECORD: 2-2-0 | AT NEW YORK: 1-1-0 | AT WASHINGTON: 1-1-0

	GP	W	L	OT	GF	GA	PTS
Capitals	4	2	2	0	8	9	4
Rangers	4	2	2	0	9	8	4

DATE	RESULT/SITE	GOALTENDERS
Oct. 16	Rangers 2, Capitals 0 at Washington	Lundqvist, Holtby
Dec. 8	Rangers 1, Capitals 4 at New York	Lundqvist, Grubauer
Dec. 27	Rangers 2, Capitals 3 at Washington	Talbot, Grubauer
Jan. 19	Rangers 4, Capitals 1 at New York	Lundqvist, Holtby/Grubauer

Dan Girardi registered his first career NHL goal on October 18, 2007 against the Atlanta Thrashers.

WINNIPEG JETS

2014-15 REGULAR SEASON SCHEDULE

DATE	SITE	TIME	TV
Nov. 1	MSG	7:00 PM	MSG
Mar. 31	Winnipeg	8:00 PM	MSG

ALL-TIME RECORD

Overall	25-18-1-9 (60 pts)
Home Record	10-11-1-5 (26 pts)
Road Record	15-7-0-4 (34 pts)
Goals For	156
Goals Against	150
Shutouts	5, last – 1/24/2012 (3-0; Lundqvist)

LONGEST RANGER STREAKS

Winning Streak	5, 10/17/1999 – 10/7/2000
Unbeaten/Point Streak	7, 3/9/2004 – 11/28/2006 (4-0-3)
Losing Streak	5 (3x), last – 2/3/2009 – 1/7/2010

GAME HIGHS

Goals For	6 (5x), last – 11/24/2005 (6-3)
Goals Against	7 (2x), last – 11/28/2002 (4-7)

FIRST TIME

First Game	10/17/1999 at MSG (4-1)
First Game at Atlanta	1/24/2000 (6-3)
First Ranger Win	10/17/1999 at MSG (4-1)

LAST TIME

Last Ranger Win at MSG	4/1/2013 (4-2)
Last Ranger Win at Winnipeg	3/14/2014 (4-2)
Last Jet Win at MSG	12/2/2013 (5-2)
Last Jet Win at Winnipeg	3/14/2013 (3-1)

PLAYOFFS

Series	1 (1-0)
Overall	4-0-0
Goals For	17
Goals Against	6
Last Meeting	2007, Conference Quarterfinals (W, 4-0)

LAST RANGER TRADE WITH WINNIPEG

FEBRUARY 27, 2007 – Rangers acquired Alex Bourret (from the Thrashers) in exchange for Pascal Dupuis and a 2007 third round pick (later traded).

*Includes the record of the Atlanta Thrashers from 1999-2000 – 2010-11

2013-14 RANGERS VS. JETS

OVERALL RECORD: 1-1-0 | AT NEW YORK: 0-1-0 | AT WINNIPEG: 1-0-0

	GP	W	L	OT	GF	GA	PTS
Jets	2	1	1	0	7	6	2
Rangers	2	1	1	0	6	7	2

DATE	RESULT/SITE	GOALTENDERS
Dec. 2	Rangers 2, Jets 5 at New York	Talbot, Pavelec
Mar. 14	Rangers 4, Jets 2 at Winnipeg	Lundqvist, Montoya/Pavelec

2014 PLAYOFFS

FLYERS VS. RANGERS, 2014 PLAYOFFS

OVERALL RECORD: 4-3	AT NEW YORK: 3-1			AT PHILADELPHIA: 1-2
	GP	W	L	GF	GA
Flyers	7	3	4	16	19
Rangers	7	4	3	19	16

DATE	RESULT/SITE	GOALTENDERS
Apr. 17	Rangers 4, Flyers 1 at New York	Lundqvist, Emery
Apr. 20	Rangers 2, Flyers 4 at New York	Lundqvist, Emery
Apr. 22	Rangers 4, Flyers 1 at Philadelphia	Lundqvist, Emery
Apr. 25	Rangers 1, Flyers 2 at Philadelphia	Lundqvist, Mason
Apr. 27	Rangers 4, Flyers 2 at New York	Lundqvist, Mason
Apr. 29	Rangers 2, Flyers 5 at Philadelphia	Lundqvist/Talbot, Mason
Apr. 30	Rangers 2, Flyers 1 at New York	Lundqvist, Mason

SCORING

FLYERS	GP	G	A	PTS	PIM	S	+/-
Giroux	7	2	4	6	2	16	2
Simmonds	7	4	1	5	20	16	-2
Voracek	7	2	2	4	4	14	-1
Akeson	7	2	1	3	4	11	-2
Read	7	1	2	3	4	11	-3
Streit	7	1	2	3	0	4	E
Coburn	7	0	3	3	4	10	-6
Hartnell	7	0	3	3	6	19	E
B. Schenn	7	0	3	3	8	8	-2
Lecavalier	7	1	1	2	2	9	-5
MacDonald	7	1	1	2	8	6	-2
L. Schenn	7	1	0	1	0	12	1
Gustafsson	2	1	0	1	2	5	E
Hall	7	0	1	1	7	6	E
Raffl	7	0	1	1	0	6	-1
Timonen	7	0	1	1	4	6	-2
Couturier	7	0	0	0	6	11	-3
Rinaldo	7	0	0	0	4	7	-2
Grossman	4	0	0	0	2	1	E
Gill	1	0	0	0	0	1	-2

RANGERS	GP	G	A	PTS	PIM	S	+/-
Richards	7	2	4	6	0	27	1
St. Louis	7	2	4	6	0	17	E
Hagelin	7	2	2	4	10	18	1
Pouliot	7	2	2	4	8	11	2
Stepan	7	2	2	4	0	15	1
Zuccarello	7	2	2	4	6	17	3
Nash	7	0	4	4	0	30	2
D. Moore	7	2	1	3	6	10	E
Boyle	7	1	2	3	5	9	2
Girardi	7	1	2	3	0	5	-1
Carcillo	3	2	0	2	6	5	2
Staal	7	1	1	2	0	6	6
Brassard	7	0	2	2	0	13	1
Stralman	7	0	2	2	4	6	3
Miller	2	0	2	2	0	2	3
Klein	7	0	1	1	2	6	5
Fast	2	0	1	1	0	0	1
Dorsett	7	0	0	0	8	4	-1
McDonagh	7	0	0	0	2	11	-2
J. Moore	7	0	0	0	0	9	1

GOALTENDING

	GPI	MINS	GA	AVG	SV%	W	L
Mason	5	244	8	1.97	.939	2	2
Emery	3	172	10	3.49	.888	1	2

	GPI	MINS	GA	AVG	SV%	W	L
Lundqvist	7	398	14	2.11	.919	4	3
Talbot	1	59	2	2.03	1.000	0	0

Flyers PP:	6-21 (28.6%)
PP Goals:	Akeson, Lecavalier, Simmonds (3), Voracek
Shorthanded Goals	None
Game-winning Goals:	Gustafsson, L. Schenn, Voracek
Overtime Goals:	None

Rangers PP:	3-29 (10.3%)
PP Goals:	Pouliot, Richards, Stepan
Shorthanded Goals	None
Game-winning Goals:	D. Moore, Pouliot, Richards, St. Louis
Overtime Goals:	None

GOALS BY PERIOD	1ST	2ND	3RD	OT	TOTAL
Flyers	5	7	4	0	16
Rangers	7	5	7	0	19

Last Playoff Win at MSG:	4/20/14 (4-2)
Last Playoff Win at PHI:	4/29/14 (5-2)

SHOTS BY PERIOD	1ST	2ND	3RD	OT	TOTAL
Flyers	64	64	51	0	179
Rangers	81	78	62	0	221

Last Playoff Win at MSG:	4/30/14 (2-1)
Last Playoff Win at PHI:	4/22/14 (4-1)

Last Ranger trade with Philadelphia: July 1, 2013, Rangers acquired defenseman Danny Syvret in exhange for center Kris Newbury.

PENGUINS VS. RANGERS, 2014 PLAYOFFS

OVERALL RECORD: 4-3	AT NEW YORK: 1-2			AT PITTSBURGH: 3-1
	GP	W	L	GF	GA
Penguins	7	3	4	14	15
Rangers	7	4	3	15	14

DATE	RESULT/SITE	GOALTENDERS
May 2	Rangers 3, Penguins 2 (OT) at Pittsburgh	Lundqvist, Fleury
May 4	Rangers 0, Penguins 3 at Pittsburgh	Lundqvist, Fleury
May 5	Rangers 0, Penguins 2 at New York	Lundqvist, Fleury
May 7	Rangers 2, Penguins 4 at New York	Lundqvist, Fleury
May 9	Rangers 5, Penguins 1 at Pittsburgh	Lundqvist, Fleury
May 11	Rangers 3, Penguins 1 at New York	Lundqvist, Fleury
May 13	Rangers 2, Penguins 1 at Pittsburgh	Lundqvist, Fleury

SCORING

PENGUINS	GP	G	A	PTS	PIM	S	+/-
Malkin	7	3	4	7	8	20	5
Jokinen	7	4	1	5	8	16	3
Letang	7	1	4	5	4	18	4
Crosby	7	1	2	3	2	19	-2
Kunitz	7	1	2	3	10	18	-1
Neal	7	1	2	3	20	25	3
Sutter	7	2	0	2	0	15	1
Maatta	7	0	2	2	0	10	2
Stempniak	7	1	0	1	0	10	-3
Goc	7	0	1	1	2	6	-1
Niskanen	7	0	1	1	4	12	-3
Bennett	6	0	1	1	8	6	-1
Bortuzzo	6	0	1	1	4	9	E
Gibbons	6	0	1	1	2	7	E
Adams	7	0	0	0	0	3	-1
Martin	7	0	0	0	2	13	E
Scuderi	7	0	0	0	0	4	-2
Vitale	7	0	0	0	0	7	-1
Glass	2	0	0	0	0	0	E
Orpik	1	0	0	0	0	0	1

RANGERS	GP	G	A	PTS	PIM	S	+/-
Brassard	7	4	1	5	4	14	E
Pouliot	7	1	3	4	2	12	2
Zuccarello	7	1	3	4	4	11	2
Hagelin	7	2	1	3	2	11	2
Richards	7	2	1	3	0	20	1
McDonagh	7	1	2	3	2	9	-3
Stralman	7	0	3	3	0	4	4
Klein	7	1	1	2	4	5	2
St. Louis	7	1	1	2	2	13	E
Kreider	4	1	1	2	8	4	E
Girardi	7	0	2	2	4	7	-4
Stepan	7	0	2	2	0	15	-1
Boyle	7	1	0	1	4	5	-4
D. Moore	7	0	1	1	6	8	-3
Nash	7	0	1	1	2	22	-1
Staal	7	0	1	1	2	6	E
Dorsett	5	0	1	1	2	5	-1
J. Moore	5	0	0	0	4	2	1
Carcillo	3	0	0	0	4	4	-1
Diaz	2	0	0	0	0	6	-1
Fast	1	0	0	0	0	0	-1
Miller	1	0	0	0	0	0	E

GOALTENDING

	GPI	MINS	GA	AVG	SV%	W	L
Fleury	7	416	14	2.02	.923	4	3

Penguins PP:	1-20 (5.0%)
PP Goals:	Jokinen
Shorthanded Goals	Sutter
Game-winning Goals:	Crosby, Letang, Jokinen
Overtime Goals:	None

	GPI	MINS	GA	AVG	SV%	W	L
Lundqvist	7	417	13	1.87	.940	4	3

Rangers PP:	3-26 (11.5%)
PP Goals:	Kreider, Richards, McDonagh
Shorthanded Goals	None
Game-winning Goals:	Brassard (2), Hagelin, Richards
Overtime Goals:	Brassard

GOALS BY PERIOD	1ST	2ND	3RD	OT	TOTAL
Penguins:	2	5	4	0	14
Rangers	7	8	2	1	15

Last Playoff Win at MSG:	5/7/14 (4-2)
Last Playoff Win at PIT:	5/4/14 (3-0)

SHOTS BY PERIOD	1ST	2ND	3RD	OT	TOTAL
Penguins:	65	88	64	1	218
Rangers	74	61	46	2	183

Last Playoff Win at MSG:	5/11/14 (3-1)
Last Playoff Win at PIT:	5/13/14 (2-1)

Last Ranger trade with Pittsburgh: January 24, 2013, Rangers acquired right wing Benn Ferriero in exchange for center Chad Kolarik.

CANADIENS VS. RANGERS, 2014 PLAYOFFS

OVERALL RECORD: 4-2	AT NEW YORK: 2-1			AT MONTREAL: 2-1
	GP	W	L	GF	GA
Canadiens	6	2	4	15	20
Rangers	6	4	2	20	15

DATE	RESULT/SITE	GOALTENDERS
May 17	Rangers 7, Canadiens 2 at Montreal	Lundqvist, Price/Budaj
May 19	Rangers 3, Canadiens 1 at Montreal	Lundqvist, Tokarski
May 22	Rangers 2, Canadiens 3 (OT) at New York	Lundqvist, Tokarski
May 25	Rangers 3, Canadiens 2 (OT) at New York	Lundqvist, Tokarski
May 27	Rangers 4, Canadiens 7 at Montreal	Lundqvist/Talbot, Tokarski
May 29	Rangers 1, Canadiens 0 at New York	Lundqvist, Tokarski

SCORING

CANADIENS	GP	G	A	PTS	PIM	S	+/-
Bourque	6	4	2	6	23	15	2
Markov	6	1	4	5	8	9	-1
Pacioretty	6	2	2	4	2	16	-1
Eller	6	1	3	4	8	4	3
Galchenyuk	5	2	1	3	2	8	E
Desharnais	6	1	2	3	2	8	1
Gionta	6	0	3	3	2	10	-1
Plekanec	6	1	1	2	2	12	-3
Subban	6	1	1	2	8	24	-1
Gallagher	6	0	2	2	4	19	-1
Vanek	6	0	2	2	2	7	-4
Weise	5	0	2	2	2	4	2
Briere	6	1	0	1	0	9	-4
Bouillon	3	1	0	1	4	5	E
Gorges	6	0	0	0	4	0	-3
Weaver	6	0	0	0	0	1	1
Beaulieu	5	0	0	0	2	3	1
Bournival	4	0	0	0	0	3	-2
Emelin	4	0	0	0	0	2	-1
Prust	4	0	0	0	21	4	E

RANGERS	GP	G	A	PTS	PIM	S	+/-
McDonagh	6	2	8	10	0	17	3
Kreider	6	3	5	8	4	15	E
Stepan	5	3	4	7	2	13	2
Nash	6	3	2	5	2	13	1
St. Louis	6	3	2	5	0	14	E
Hagelin	6	2	1	3	2	15	E
D. Moore	6	1	2	3	6	6	E
Zuccarello	6	1	2	3	2	14	E
Richards	6	1	1	2	4	12	E
Brassard	4	1	1	2	2	7	1
Boyle	6	0	2	2	8	9	-1
Girardi	6	0	2	2	4	2	4
Staal	6	0	2	2	2	12	-3
Klein	6	0	1	1	0	4	E
J. Moore	5	0	1	1	12	6	2
Dorsett	6	0	0	0	9	6	E
Pouliot	6	0	0	0	10	10	2
Stralman	6	0	0	0	0	3	-1
Carcillo	2	0	0	0	12	2	E
Diaz	1	0	0	0	0	2	E
Miller	1	0	0	0	2	1	E

GOALTENDING

	GPI	MINS	W	L	GA	AVG	SV%
Tokarski	5	300	2	3	13	2.60	.916
Price	1	40	0	1	4	6.00	.800
Budaj	1	20	0	0	3	9.00	.625

	GPI	MINS	W	L	GA	GAA	SV%
Lundqvist	6	335	4	1	12	2.15	.922
Talbot	1	27	0	1	2	4.48	.750

Canadiens PP:	2-23 (8.7%)
PP Goals:	Galchenyuk, Subban
Shorthanded Goals	Eller
Game-winning Goals:	Bourque, Galchenyuk
Overtime Goals:	Galchenyuk

Rangers PP:	5-26 (19.2%)
PP Goals:	Kreider, McDonagh, Nash, St. Louis, Stepan
Shorthanded Goals	Hagelin
Game-winning Goals:	Kreider, D. Moore, Nash, St. Louis
Overtime Goals:	St. Louis

GOALS BY PERIOD	1ST	2ND	3RD	OT	TOTAL
Canadiens	3	6	5	1	15
Rangers	7	8	4	1	20

SHOTS BY PERIOD	1ST	2ND	3RD	OT	TOTAL
Canadiens	52	52	51	8	163
Rangers	65	57	57	4	183

Last Playoff Win at MSG:	5/22/14 (3-2, OT)
Last Playoff Win at MTL:	5/27/14 (7-4)

Last Playoff Win at MSG:	5/29/14 (1-0)
Last Playoff Win at MTL:	5/19/14 (3-1)

Last Ranger trade with Montreal: July 2, 2013 – Rangers acquired forward Danny Kristo in exchange for forward Christian Thomas.

KINGS VS. RANGERS, 2014 PLAYOFFS

OVERALL RECORD: 1-4	AT NEW YORK: 1-1			AT LOS ANGELES: 0-3	
	GP	W	L	GF	GA
Kings	5	4	1	15	10
Rangers	5	1	4	10	15

DATE	RESULT/SITE	GOALTENDERS
June 4	Rangers 2, Kings 3 (OT) at Los Angeles	Lundqvist, Quick
June 7	Rangers 4, Kings 5 (2OT) at Los Angeles	Lundqvist, Quick
June 9	Rangers 0, Kings 3 at New York	Lundqvist, Quick
June 11	Rangers 2, Kings 1 at New York	Lundqvist, Quick
June 13	Rangers 2, Kings 3 (2OT) at Los Angeles	Lundqvist, Quick

SCORING

KINGS	GP	G	A	PTS	PIM	S	+/-
Williams	5	2	5	7	2	19	2
Clifford	5	1	3	4	2	11	2
Gaborik	5	2	1	3	2	13	0
Carter	5	1	2	3	2	19	1
Kings	5	1	2	3	2	4	2
Brown	5	2	0	2	4	7	0
Doughty	5	1	1	2	8	9	-3
Mitchell	5	1	1	2	8	9	3
Richards	5	1	1	2	2	9	-1
Stoll	5	1	1	2	0	5	2
Kopitar	5	0	2	2	0	10	0
Voynov	5	0	2	2	2	8	2
Martinez	5	1	0	1	2	13	-2
Muzzin	5	1	0	1	4	10	3
Greene	5	0	1	1	4	4	4
Toffoli	5	0	1	1	2	14	2
Lewis	5	0	0	0	0	10	2
Pearson	5	0	0	0	0	20	1

RANGERS	GP	G	A	PTS	PIM	S	+/-
McDonagh	5	1	3	4	4	9	1
Brassard	5	1	2	3	2	11	2
Kreider	5	1	2	3	2	10	-2
Pouliot	5	2	0	2	6	7	2
St. Louis	5	2	0	2	0	11	-5
Boyle	5	1	1	2	2	7	0
Hagelin	5	1	1	2	2	12	-3
Zuccarello	5	1	1	2	8	12	2
Stepan	5	0	2	2	0	7	-3
D. Moore	5	0	1	1	6	4	0
Richards	5	0	1	1	0	15	-4
J. Moore	4	0	1	1	0	2	-2
Dorsett	5	0	0	0	0	5	0
Girardi	5	0	0	0	2	5	-2
Klein	5	0	0	0	0	3	0
Nash	5	0	0	0	4	18	-3
Staal	5	0	0	0	2	3	-3
Stralman	5	0	0	0	0	5	-2
Diaz	1	0	0	0	0	0	0

GOALTENDING

	GPI	MINS	GA	SV%	AVG	W	L
Quick	5	368	10	.932	1.63	4	1

	GPI	MINS	GA	SV%	AVG	W	L
Lundqvist	5	365	15	.923	2.46	1	4

Penguins PP:	3-18 (16.7%)
PP Goals:	Gaborik, Mitchell, Martinez
Shorthanded Goals	None
Game-winning Goals:	Williams, Brown, Carter, Martinez
Overtime Goals:	Wiliams, Brown, Martinez

Rangers PP:	2-22 (9.1%)
PP Goals:	Kreider, St. Louis
Shorthanded Goals	Boyle, Hagelin
Game-winning Goals:	St. Louis
Overtime Goals:	None

GOALS BY PERIOD	1ST	2ND	3RD	OT	TOTAL
Kings:	3	6	3	3	15
Rangers	5	5	0	0	10

SHOTS BY PERIOD	1ST	2ND	3RD	OT	TOTAL
Kings:	39	41	49	14	143
Rangers	34	49	22	11	116

Last Playoff Win at MSG:	6/9/14 (3-0)
Last Playoff Win at LAK:	6/13/14 (3-2, 2OT)

Last Playoff Win at MSG:	6/11/14 (2-1)
Last Playoff Win at LAK:	4/8/81 (3-1)

Last Ranger trade with Kings: January 2, 2014 - Rangers acquired left wing Daniel Carcillo in exchange for a 2014 seventh round pick.

2014 FINAL RANGERS PLAYOFF SCORING

POS.	NO.	PLAYER	GP	G	A	PTS	+/-	PIM	PP	SH	GW	OT	S	PCTG
D	27	**Ryan McDonagh**	25	4	13	17	-1	8	2	0	0	0	46	8.7
RW	26	**Martin St. Louis**	25	8	7	15	-5	2	2	0	3	1	55	14.5
C	21	**Derek Stepan**	25	5	10	15	-1	2	2	0	0	0	50	10.0
RW	36	**Mats Zuccarello**	25	5	8	13	7	20	0	0	0	0	54	9.3
LW	20	**Chris Kreider**	15	5	8	13	-2	14	3	0	1	0	29	17.2
LW	62	**Carl Hagelin**	25	7	5	12	E	16	0	2	1	0	56	12.5
C	16	**Derick Brassard**	23	6	6	12	4	8	0	0	2	1	45	13.3
C	19	**Brad Richards**	25	5	7	12	-2	4	2	0	2	0	74	6.8
LW	67	**Benoit Pouliot**	25	5	5	10	8	26	1	0	1	0	40	12.5
LW	61	**Rick Nash**	25	3	7	10	-1	8	1	0	1	0	83	3.6
C	28	**Dominic Moore**	25	3	5	8	-3	24	0	0	2	0	28	10.7
C	22	**Brian Boyle**	25	3	5	8	-3	19	0	1	0	0	30	10.0
D	5	**Dan Girardi**	25	1	6	7	-3	10	0	0	0	0	19	5.3
D	18	**Marc Staal**	25	1	4	5	E	6	0	0	0	0	27	3.7
D	6	**Anton Stralman**	25	0	5	5	4	4	0	0	0	0	18	0.0
D	8	**Kevin Klein**	25	1	3	4	7	6	0	0	0	0	18	5.6
LW	13	**Daniel Carcillo**	8	2	0	2	1	22	0	0	0	0	11	18.2
D	17	**John Moore**	21	0	2	2	2	16	0	0	0	0	19	0.0
C	10	**J.T. Miller**	4	0	2	2	3	2	0	0	0	0	3	0.0
RW	15	**Derek Dorsett**	23	0	1	1	-2	19	0	0	0	0	20	0.0
RW	12	**Jesper Fast**	3	0	1	1	E	0	0	0	0	0	0	0.0
D	4	**Raphael Diaz**	4	0	0	0	-1	0	0	0	0	0	8	0.0

GOALTENDING

NO.	GOALTENDER	GPI	MINS	AVG	W	L	EN	SO	GA	SA	SV%	G	A	PIM
30	**Henrik Lundqvist**	25	1515:35	2.14	13	11	2	1	54	737	.927	0	1	0
33	**Cam Talbot**	2	46:19	2.61	0	1	2	0	2	13	.846	0	0	0

2014 STANLEY CUP PLAYOFFS

STANLEY CUP FINAL

LOS ANGELES KINGS VS. NEW YORK RANGERS (LOS ANGELES WON SERIES 4-1)

Wed.	June 4	NYR	2	at	LAK	3	OT
Sat.	June 7	NYR	4	at	LAK	5	(2 OT)
Mon.	June 9	LAK	3	at	NYR	0	
Wed.	June 11	LAK	1	at	NYR	2	
Fri.	June 13	NYR	2	at	LAK	3	(2 OT)

CONFERENCE FINALS

EASTERN CONFERENCE

MONTREAL VS. NEW YORK RANGERS (NEW YORK WON SERIES 4-2)

Sat.	May 17	NYR	7	at	MTL	2	
Mon.	May 19	NYR	3	at	MTL	1	
Thu.	May 22	MTL	3	at	NYR	2	(OT)
Sun.	May 25	MTL	2	at	NYR	3	(OT)
Tue.	May 27	NYR	4	at	MTL	7	
Thu.	May 29	MTL	0	at	NYR	1	

WESTERN CONFERENCE

CHICAGO VS. LOS ANGELES (LOS ANGELES WON SERIES 4-3)

Sun.	May 18	LAK	1	at	CHI	3	
Wed.	May 21	LAK	6	at	CHI	2	
Sat.	May 24	CHI	3	at	LAK	4	
Mon.	May 26	CHI	2	at	LAK	5	
Wed.	May 28	LAK	4	at	CHI	5	(2 OT)
Fri.	May 30	CHI	4	at	LAK	3	
Sun.	June 1	LAK	5	at	CHI	4	(OT)

DIVISION FINALS

EASTERN CONFERENCE

BOSTON VS. MONTREAL (BOSTON WON SERIES 4-3)

Thu.	May 1	MTL	4	at	BOS	3	(2 OT)
Sat.	May 3	MTL	3	at	BOS	5	
Tue.	May 6	BOS	2	at	MTL	4	
Thu.	May 8	BOS	1	at	MTL	0	(OT)
Sat.	May 10	MTL	2	at	BOS	4	
Mon.	May 12	BOS	0	at	MTL	4	
Wed.	May 14	MTL	3	at	BOS	1	

PITTSBURGH VS. NEW YORK RANGERS (NEW YORK WON SERIES 4-3)

Fri.	May 2	NYR	3	at	PIT	2	(OT)
Sun.	May 4	NYR	0	at	PIT	3	
Mon.	May 5	PIT	2	at	NYR	0	
Wed.	May 7	PIT	4	at	NYR	2	
Fri.	May 9	NYR	5	at	PIT	1	
Sun.	May 11	PIT	1	at	NYR	3	
Tue.	May 13	NYR	2	at	PIT	1	

WESTERN CONFERENCE

CHICAGO VS. MINNESOTA (CHICAGO WON SERIES 4-2)

Fri.	May 2	MIN	2	at	CHI	5	
Sun.	May 4	MIN	1	at	CHI	4	
Tue.	May 6	CHI	0	at	MIN	4	
Fri.	May 9	CHI	2	at	MIN	4	
Sun.	May 11	MIN	1	at	CHI	2	
Tue.	May 13	CHI	2	at	MIN	1	(OT)

ANAHEIM VS. LOS ANGELES (LOS ANGELES WON SERIES 4-3)

Sat.	May 3	LAK	3	at	ANA	2	(OT)
Mon.	May 5	LAK	3	at	ANA	1	
Thu.	May 8	ANA	3	at	LAK	2	
Sat.	May 10	ANA	2	at	LAK	0	
Mon.	May 12	LAK	3	at	ANA	4	
Wed.	May 14	ANA	1	at	LAK	2	
Fri.	May 16	LAK	6	at	ANA	2	

DIVISION SEMIFINALS

EASTERN CONFERENCE

BOSTON VS. DETROIT (BOSTON WON SERIES 4-1)

Fri.	Apr. 18	DET	1	at	BOS	0	
Sun.	Apr. 20	DET	1	at	BOS	4	
Tue.	Apr. 22	BOS	3	at	DET	0	
Thu.	Apr. 24	BOS	3	at	DET	2	(OT)
Sat.	Apr. 26	DET	2	at	BOS	4	

TAMPA BAY VS. MONTREAL (MONTREAL WON SERIES 4-0)

Wed.	Apr. 16	MTL	5	at	TB	4	(OT)
Fri.	Apr. 18	MTL	4	at	TB	1	
Sun.	Apr. 20	TB	2	at	MTL	3	
Tue.	Apr. 22	TB	3	at	MTL	4	

PITTSBURGH VS. COLUMBUS (PITTSBURGH WON SERIES 4-2)

Wed.	Apr. 16	CBJ	3	at	PIT	4	
Sat.	Apr. 19	CBJ	4	at	PIT	3	(2 OT)
Mon.	Apr. 21	PIT	4	at	CBJ	3	
Wed.	Apr. 23	PIT	3	at	CBJ	4	(OT)
Sat.	Apr. 26	CBJ	1	at	PIT	3	
Mon.	Apr. 28	PIT	4	at	CBJ	3	

NEW YORK RANGERS VS. PHILADELPHIA (NEW YORK WON SERIES 4-3)

Thu.	Apr. 17	PHI	1	at	NYR	4	
Sun.	Apr. 20	PHI	4	at	NYR	2	
Tue.	Apr. 22	NYR	4	at	PHI	1	
Fri.	Apr. 25	NYR	1	at	PHI	2	
Sun.	Apr. 27	PHI	2	at	NYR	4	
Tue.	Apr. 29	NYR	2	at	PHI	5	
Wed.	Apr. 30	PHI	1	at	NYR	2	

WESTERN CONFERENCE

COLORADO VS. MINNESOTA (MINNESOTA WON SERIES 4-3)

Thu.	Apr. 17	MIN	4	at	COL	5	(OT)
Sat.	Apr. 19	MIN	2	at	COL	4	
Mon.	Apr. 21	COL	0	at	MIN	1	(OT)
Thu.	Apr. 24	COL	1	at	MIN	2	
Sat.	Apr. 26	MIN	3	at	COL	4	(OT)
Mon.	Apr. 28	COL	2	at	MIN	5	
Wed.	Apr. 30	MIN	5	at	COL	4	(OT)

ST. LOUIS VS. CHICAGO (CHICAGO WON SERIES 4-2)

Thu.	Apr. 17	CHI	3	at	STL	4	(3 OT)
Sat.	Apr. 19	CHI	3	at	STL	4	(OT)
Mon.	Apr. 21	STL	0	at	CHI	2	
Wed.	Apr. 23	STL	3	at	CHI	4	(OT)
Fri.	Apr. 25	CHI	3	at	STL	2	(OT)
Sun.	Apr. 27	STL	1	at	CHI	5	

ANAHEIM VS. DALLAS (ANAHEIM WON SERIES 4-2)

Wed.	Apr. 16	DAL	3	at	ANA	4	
Fri.	Apr. 18	DAL	2	at	ANA	3	
Mon.	Apr. 21	ANA	0	at	DAL	3	
Wed.	Apr. 23	ANA	2	at	DAL	4	
Fri.	Apr. 25	DAL	2	at	ANA	6	
Sun.	Apr. 27	ANA	5	at	DAL	4	(OT)

ANAHEIM VS. DALLAS (ANAHEIM WON SERIES 4-2)

Thu.	Apr. 17	LAK	3	at	SJS	6	
Sun.	Apr. 20	LAK	2	at	SJS	7	
Tue.	Apr. 22	SJS	4	at	LAK	3	(OT)
Thu.	Apr. 24	SJS	3	at	LAK	6	
Sat.	Apr. 26	LAK	3	at	SJS	0	
Mon.	Apr. 28	SJS	1	at	LAK	4	
Wed.	Apr. 30	LAK	5	at	SJS	1	

SHEA-WOOD
1

CAREER RECORDS

ALL-TIME SCORING LIST

	PLAYER	GAMES PLAYED	GOALS	ASSISTS	POINTS	PIM
1.	**Rod Gilbert (RW)**	1065	406	615	1021	508
2.	**Brian Leetch (D)**	1129	240	741	981	525
3.	**Jean Ratelle (C)**	862	336	481	817	192
4.	**Andy Bathgate (RW)**	719	272	457	729	444
5.	**Mark Messier (C)**	698	250	441	691	667
6.	**Walt Tkaczuk (C)**	945	227	451	678	556
7.	**Ron Greschner (D)**	982	179	431	610	1226
8.	**Steve Vickers (LW)**	698	246	340	586	330
9.	**Vic Hadfield (LW)**	839	262	310	572	1036
10.	**Adam Graves (LW)**	772	280	227	507	810
11.	**Don Maloney (LW)**	653	195	307	502	739
12.	**Camille Henry (C)**	637	256	222	478	78
13.	**James Patrick (D)**	671	104	363	467	541
14.	**Dean Prentice (LW)**	666	186	236	422	263
15.	**Frank Boucher (C)**	533	152	261	413	115
16.	**Phil Esposito (C)**	422	184	220	404	263
17.	**Anders Hedberg (RW)**	465	172	225	397	144
18.	**Tomas Sandstrom (RW)**	407	173	207	380	563
19.	**Brad Park (D)**	465	95	283	378	738
20.	**Andy Hebenton (RW)**	560	177	191	368	75
21.	**Bill Cook (RW)**	474	229	138	367	386
22.	**Bryan Hextall, Sr. (RW)**	449	187	175	362	227
23.	**Bill Fairbairn (RW)**	536	138	224	362	161
24.	**Phil Watson (RW)**	546	127	233	360	471
25.	**Petr Nedved (C)**	478	149	202	351	312
26.	**Harry Howell (D)**	1160	82	263	345	1147
27.	**Bob Nevin (RW)**	505	168	174	342	105
28.	**Ron Duguay (C)**	499	164	176	340	370
29.	**Lynn Patrick (LW)**	455	145	190	335	240
30.	**Alex Kovalev (RW)**	492	142	188	330	533
31.	**Phil Goyette (C)**	397	98	231	329	51
32.	**Don Raleigh (C)**	535	101	219	320	96
33.	**Jaromir Jagr (RW)**	277	124	195	319	220
34.	**Mark Pavelich (C)**	341	133	185	318	326
35.	**Pete Stemkowski (C)**	496	113	204	317	379
36.	**Reijo Ruotsalainen (D)**	389	99	217	316	154
37.	**Mike Rogers (C)**	316	117	191	308	142
38.	**Kelly Kisio (C)**	336	110	195	305	415
39.	**Jim Neilson (D)**	810	60	238	298	766
40.	**Dave Maloney (D)**	605	70	225	295	1113
41.	**Fred "Bun" Cook (LW)**	433	154	139	293	436
42.	**Mike Gartner (RW)**	322	173	113	286	231
43.	**Cecil Dillon (RW)**	409	160	121	281	93
44.	**Edgar Laprade (C)**	500	108	172	280	42
45.	**Bill Gadsby (D)**	457	58	213	271	413
46.	**Don Marshall (LW)**	479	129	141	270	40
47.	**Neil Colville (C)**	464	99	166	265	213
48.	**Earl Ingarfield (C)**	527	122	142	264	201
49.	**Pat Hickey (LW)**	370	128	129	257	216
50.	**Darren Turcotte (C)**	325	122	133	255	183
51.	**Ryan Callahan (RW)**	450	132	122	254	268
52.	**John Ogrodnick (LW)**	338	126	128	254	106

ALL-TIME LEADERS

GAMES	
PLAYER	**TOTAL**
Harry Howell (D)	1160
Brian Leetch (D)	1129
Rod Gilbert (RW)	1065
Ron Greschner (D)	982
Walt Tkaczuk (C)	945
Jean Ratelle (C)	862
Vic Hadfield (LW)	839
Jim Neilson (D)	810
Adam Graves (LW)	772
Andy Bathgate (RW)	719
Mark Messier (C)	698
Steve Vickers (LW)	698

GOALS	
Rod Gilbert (RW)	406
Jean Ratelle (C)	336
Adam Graves (LW)	280
Andy Bathgate (RW)	272
Vic Hadfield (LW)	262
Camille Henry (C)	256
Mark Messier (C)	250
Steve Vickers (LW)	246
Brian Leetch (D)	240
Brian Leetch (D)	240
Bill Cook (RW)	229
Walt Tkaczuk (C)	227

ASSISTS	
Brian Leetch (D)	741
Rod Gilbert (RW)	615
Jean Ratelle (C)	481
Andy Bathgate (RW)	457
Walt Tkaczuk (C)	451
Mark Messier (C)	441
Ron Greschner (D)	431
James Patrick (D)	363
Steve Vickers (LW)	340
Vic Hadfield (LW)	310
Don Maloney (LW)	307
Brad Park (D)	283

PENALTY MINUTES	
Ron Greschner (D)	1226
Jeff Beukeboom (D)	1157
Harry Howell (D)	1147
Dave Maloney (D)	1113
Vic Hadfield (LW)	1036
Nick Fotiu (LW)	970
Lou Fontinato (D)	939
Adam Graves (LW)	810
Ching Johnson (D)	798
Barry Beck (D)	775
Jim Neilson (D)	766
Don Maloney (LW)	739

GOALS BY DEFENSEMAN	
Brian Leetch	240
Ron Greschner	179
James Patrick	104
Reijo Ruotsalainen	99
Brad Park	95
Harry Howell	82
Dave Maloney	70
Ab Demarco, Sr.	67
Barry Beck	66
Jim Neilson	60
Bill Gadsby	58
Carol Vadnais	56

ASSISTS BY DEFENSEMAN	
PLAYER	**TOTAL**
Brian Leetch	741
Ron Greschner	431
James Patrick	363
Brad Park	283
Harry Howell	263
Jim Neilson	238
Dave Maloney	225
Reijo Ruotsalainen	217
Bill Gadsby	213
Rod Seiling	198
Carol Vadnais	190
Ott Heller	176

POINTS BY DEFENSEMAN	
Brian Leetch	981
Ron Greschner	610
James Patrick	467
Brad Park	378
Harry Howell	345
Reijo Ruotsalainen	316
Jim Neilson	298
Dave Maloney	295
Bill Gadsby	271
Rod Seiling	248
Carol Vadnais	246
Barry Beck	239

WINS	
Henrik Lundqvist	309
Mike Richter	301
Ed Giacomin	266
Lorne Worsley	204
John Vanbiesbrouck	200
Dave Kerr	157
Chuck Rayner	123
Gilles Villemure	98
John Davidson	93

SHUTOUTS	
Henrik Lundqvist	50
Ed Giacomin	49
Dave Kerr	40
John Ross Roach	30
Mike Richter	24
Lorne Worsley	24
Chuck Rayner	24
Lorne Chabot	21

APPEARANCES	
Mike Richter	666
Lorne Worsley	582
Henrik Lundqvist	574
Ed Giacomin	538
John Vanbiesbrouck	449
Chuck Rayner	376
Dave Kerr	324

SAVES	
Mike Richter	17,379
Henrik Lundqvist	14,791
John Vanbiesbrouck	11,715
John Davidson	4,099
Glen Hanlon	3,710
Glenn Healy	2,526
Mike Dunhan	2,498
Bob Froese	2,296
Wayne Thomas	2,240
Doug Soetaert	2,203

SINGLE SEASON LEADERS

GOALS		
PLAYER	YEAR	TOTAL
Jaromir Jagr	2005-06	54
Adam Graves	1993-94	52
Vic Hadfield	1971-72	50
Mike Gartner	1990-91	49
Pierre Larouche	1983-84	48
Mark Messier	1995-96	47
Jean Ratelle	1971-72	46
Mike Gartner	1992-93	45
Rod Gilbert	1971-72	43
John Ogrodnick	1989-90	43
Marian Gaborik	2009-10	42

ASSISTS		
Brian Leetch	1991-92	80
Sergei Zubov	1993-94	77
Brian Leetch	1990-91	72
Mark Messier	1991-92	72
Wayne Gretzky	1996-97	72
Brian Leetch	1995-96	70
Jaromir Jagr	2005-06	69
Wayne Gretzky	1997-98	67
Mark Messier	1992-93	66
Jaromir Jagr	2006-07	66
Mike Rogers	1981-82	65
Jean Ratelle	1971-72	63
Rod Gilbert	1974-75	61

POINTS		
Jaromir Jagr	2005-06	123
Jean Ratelle	1971-72	109
Mark Messier	1991-92	107
Vic Hadfield	1971-72	106
Mike Rogers	1981-82	103
Brian Leetch	1991-92	102
Mark Messier	1995-96	99
Rod Gilbert	1971-72	97
Rod Gilbert	1974-75	97
Wayne Gretzky	1996-97	97
Jaromir Jagr	2006-07	96
Jean Ratelle	1972-73	94
Jean Ratelle	1974-75	91
Mark Messier	1992-93	91

PENALTY MINUTES		
Troy Mallette	1989-90	305
Kris King	1989-90	286
Troy Mallette	1990-91	252
Tie Domi	1991-92	246
Barry Beck	1980-81	231
Chris Simon	2003-04	225
Kris King	1991-92	224
Michel Petit	1987-88	223
Jeff Beukeboom	1995-96	220
Theoren Fleury	2001-02	216

POWER PLAY GOALS		
Jaromir Jagr	2005-06	24
Vic Hadfield	1971-72	23
Marcel Dionne	1987-88	22
Mike Gartner	1990-91	22
Phil Esposito	1977-78	21
Adam Graves	1993-94	20
Pierre Larouche	1983-84	19
John Ogrodnick	1989-90	19
Brian Leetch	1993-94	17
Pat Verbeek	1995-96	17

SHORTHANDED GOALS		
Theoren Fleury	2000-01	7
Don Maloney	1980-81	5
Mike Rogers	1982-83	5
Mike Gartner	1993-94	5
Mark Messier	1996-97	5
Brandon Prust	2010-11	5
Ron Stewart	1969-70	4
Bill Fairbairn	1971-72	4
Greg Polis	1977-78	4
Tony Granato	1988-89	4
Adam Graves	1991-92	4
Mark Messier	1991-92	4
Adam Graves	1993-94	4
Steve Larmer	1993-94	4
Adam Graves	1996-97	4

GOALS BY A ROOKIE		
Tony Granato	1988-89	36
Tony Amonte	1991-92	35
Mark Pavelich	1981-82	33
Don Murdoch	1976-77	32
Darren Turcotte	1989-90	32

GOALS BY A ROOKIE (CONT'D)		
PLAYER	YEAR	TOTAL
Petr Prucha	2005-06	30
Steve Vickers	1972-73	30
Tomas Sandstrom	1984-85	29
Ulf Dahlen	1987-88	29
Wally Hergesheimer	1951-52	26
Mike Allison	1980-81	26
Mike York	1999-00	26

POINTS BY A ROOKIE		
Mark Pavelich	1981-82	76
Brian Leetch	1988-89	71
Tony Amonte	1992-93	69
Darren Turcotte	1988-89	66
Mike Ridley	1985-86	65
Mike Allison	1980-81	64
Tony Granato	1988-89	63
Tomas Sandstrom	1984-85	58
Reijo Ruotsalainen	1981-82	56
Don Murdoch	1976-77	56

GOALS BY A DEFENSEMAN		
Reijo Ruotsalainen	1984-85	28
Ron Greschner	1980-81	27
Brad Park	1973-74	25
Brad Park	1971-72	24
Brian Leetch	1988-89	23
Brian Leetch	1993-94	23
Brian Leetch	1991-92	22
Ron Greschner	1977-78	21
Ron Greschner	1979-80	21
Brian Leetch	2000-01	21
Ron Greschner	1980-81	20
Carol Vadnais	1975-76	20
Mike McEwen	1978-79	20

POINTS BY A DEFENSEMAN		
Brian Leetch	1991-92	102
Sergei Zubov	1993-94	89
Brian Leetch	1990-91	88
Brian Leetch	1995-96	85
Brad Park	1973-74	82
Brian Leetch	1993-94	79
Brian Leetch	2000-01	79
Brian Leetch	1996-97	78
Brad Park	1971-72	73
Reijo Ruotsalainen	1984-85	73
Ron Greschner	1977-78	72

WINS		
Mike Richter	1993-94	42
Henrik Lundqvist	2011-12	39
Henrik Lundqvist	2008-09	38
Ed Giacomin	1968-69	37
Henrik Lundqvist	2006-07	37
Henrik Lundqvist	2007-08	37
Ed Giacomin	1967-68	36
Henrik Lundqvist	2010-11	36
Henrik Lundqvist	2009-10	35
Ed Giacomin	1969-70	35
Mike Richter	1996-97	33
Henrik Lundqvist	2013-14	33
Lorne Worsley	1955-56	32
John Vanbiesbrouck	1985-86	31

SHUTOUTS		
John Ross Roach	1928-29	13
Lorne Chabot	1927-28	11
Henrik Lundqvist	2010-11	11
Henrik Lundqvist	2007-08	10
Lorne Chabot	1926-27	10
John Ross Roach	1931-32	9
Ed Giacomin	1966-67	9
Henrik Lundqvist	2011-12	8
Dave Kerr	1935-36	8
Dave Kerr	1937-38	8
Dave Kerr	1939-40	8
Ed Giacomin	1967-68	8
Ed Giacomin	1970-71	8

APPEARANCES		
Henrik Lundqvist	2009-10	73
Henrik Lundqvist	2007-08	72
Mike Richter	1997-98	72
Johnny Bower	1953-54	70
Lorne Worsley	1955-56	70
Ed Giacomin	1968-69	70
Ed Giacomin	1969-70	70
Henrik Lundqvist	2006-07	70
Henrik Lundqvist	2008-09	70
Chuck Rayner	1949-50	69

ALL-TIME SCORING STREAKS

LONGEST ALL-TIME POINT SCORING STREAKS

GAMES	PLAYER	DATE	TOTALS
17	Brian Leetch	Nov. 23 to Dec. 31, 1991	5 goals, 24 assists
16	Mike Rogers	Feb. 14 to Mar. 20, 1982	10 goals, 18 assists
15	Wayne Gretzky	Oct. 6 to Nov. 4, 1996	7 goals, 15 assists
15	Mark Messier	Feb. 5 to Mar. 7, 1992	7 goals, 17 assists
15	Walt Poddubny	Jan. 11 to Feb. 17, 1987	11 goals, 8 assists
14	Carey Wilson	Dec. 26 to Jan. 26, 1989	7 goals, 17 assists
14	Rod Gilbert	Oct. 7 to Nov. 8, 1972	11 goals, 12 assists
14	Theoren Fleury	Dec. 2 to Dec. 31, 2000	6 goals, 15 assists
14	Brian Leetch	Oct. 7 to Nov. 4, 1991	4 goals, 16 assists
14	Reijo Ruotsalainen	Feb. 5 to Mar. 7, 1985	9 goals, 11 assists
13	Scott Gomez	Dec. 6, to Jan. 2, 2008	4 goals, 15 assists
13	Jean Ratelle	Feb. 3 to Feb. 27, 1972	16 goals, 12 assists
13	Jean Ratelle	Mar. 5 to Mar. 30, 1969	12 goals, 10 assists
13	Walt Tkaczuk	Dec. 28 to Jan. 28, 1978	9 goals, 12 assists
13	Andy Bathgate	Dec. 9 to Jan. 5, 1963	12 goals, 6 assists
13	Rod Gilbert	Nov. 8 to Dec. 5, 1968	5 goals, 12 assists

LONGEST ALL-TIME GOAL SCORING STREAKS

GAMES	PLAYER	DATE	TOTALS
10	Andy Bathgate	Dec. 15 to Jan. 5, 1963	11 goals
8	Jean Ratelle	Feb. 12 to Feb. 23, 1972	12 goals
8	Jean Ratelle	Feb. 15 to Mar. 4, 1973	10 goals
8	Phil Esposito	Mar. 22 to Mar. 29, 1978	8 goals
7	Rod Gilbert	Jan. 25 to Feb. 7, 1976	12 goals
7	Pierre Larouche	Feb. 5 to Feb. 24, 1986	10 goals
7	Andy Bathgate	Nov. 8 to Nov. 23, 1958	9 goals
7	Mike Gartner	Mar. 12 to Mar. 27, 1990	8 goals
7	Eddie Johnstone	Mar. 14 to Mar. 28, 1982	8 goals
7	Mike Gartner	Jan. 30 to Feb. 13, 1991	7 goals
7	Rod Gilbert	Dec. 12 to Jan. 23, 1964	7 goals
7	Bryan Hextall	Feb. 25 to Mar. 16, 1941	7 goals

LONGEST ALL-TIME ASSIST STREAKS

GAMES	PLAYER	DATE	TOTALS
15	Brian Leetch	Nov. 29 to Dec. 31, 1991	23 assists
10	Rod Gilbert	Mar. 5 to Mar. 26, 1969	14 assists
9	Brian Leetch	Jan. 3 to Jan. 31, 1996	9 assists
9	Darren Turcotte	Oct. 8 to Oct. 25, 1990	11 assists
9	Jean Ratelle	Oct. 25 to Nov. 8, 1972	10 assists
8	Wayne Gretzky	Jan. 20 to Feb. 4, 1998	9 assists
8	Theoren Fleury	Nov. 7 to Nov. 26, 1999	10 assists
8	Brian Leetch	Nov. 29 to Dec.11, 1995	9 assists
8	Mark Messier	Apr. 12 to Apr. 26, 1995	19 assists
8	Don Maloney	Mar. 8 to Mar. 24, 1982	12 assists
8	Mark Messier	Feb. 12 to Feb 27, 1993	11 assists
8	Lynn Patrick	Jan. 1 to Jan. 21, 1943	11 assists
8	Mike Rogers	Mar. 4 to Mar. 20, 1982	10 assists
8	Babe Pratt	Jan. 6 to Feb. 1, 1942	10 assists
8	Earl Ingarfield	Jan. 22 to Feb. 5, 1961	8 assists

ALL-TIME REGULAR SEASON COACHING LEADERS

GAMES COACHED	
Emile Francis	654
Lester Patrick	604
Frank Boucher	527
Tom Renney	327
John Tortorella	319
Phil Watson	295
Herb Brooks	285
Roger Neilson	280
Colin Campbell	269
Red Sullivan	196
John Muckler	185
Fred Shero	180
Ron Low	164
Michel Bergeron	158
Muzz Patrick	136
Alf Pike	123
John Ferguson	121
Bill Cook	117
Lynn Patrick	107
Ted Sator	99
Craig Patrick	95
Neil Colville	93
Glen Sather	90
Mike Keenan	84
Alain Vigneault	82
Jean-Guy Talbot	80
Doug Harvey	70
Bryan Trottier	54
Phil Esposito	45
Ron Smith	44
Bernie Geoffrion	43
Larry Popein	41
Ron Stewart	39
Tom Webster	16

WINS	
Emile Francis	342
Lester Patrick	281
Frank Boucher	181
John Tortorella	171
Tom Renney	164
Roger Neilson	141
Herb Brooks	131
Phil Watson	119
Colin Campbell	118
Fred Shero	82
Michel Bergeron	73
John Muckler	70
Ron Low	69
Red Sullivan	58
Mike Keenan	52
Alain Vigneault	45
Muzz Patrick	43
John Ferguson	43
Ted Sator	41
Lynn Patrick	40
Craig Patrick	37
Alf Pike	36
Bill Cook	34
Glen Sather	33
Jean-Guy Talbot	30
Doug Harvey	26
Neil Colville	26
Phil Esposito	24
Bernie Geoffrion	22
Bryan Trottier	21
Larry Popein	18
Ron Stewart	15
Ron Smith	15
Tom Webster	5

WINNING PERCENTAGE (minimum 100 games)			
Emile Francis	.602	Phil Watson	.492
John Tortorella	.583	Lynn Patrick	.449
Tom Renney	.566	Ron Low	.448
Roger Neilson	.566	John Muckler	.443
Lester Patrick	.554	John Ferguson	.434
Herb Brooks	.532	Frank Boucher	.422
Fred Shero	.522	Muzz Patrick	.415
Michel Bergeron	.519	Bill Cook	.393
Colin Campbell	.519	Red Sullivan	.385

ALL-TIME REGULAR SEASON RECORDS

TEAM RECORDS: STREAKS

LONGEST WINNING STREAK: 10 (twice) last - 1972-73. Began 1/19 with 6-0 victory over California. Ended 2/11 with 2-2 tie against Montreal.
LONGEST HOME WINNING STREAK: 14 1939-40. Began 12/19 with 5-2 victory over Montreal. Ended 2/29 when defeated by Chicago, 2-1.
LONGEST ROAD WINNING STREAK: 7 (twice) last - 1978-79. Began 10/28 with a 2-1 victory over Montreal. Ended 12/2 when defeated by Toronto, 5-2.
LONGEST WINNING STREAK AT START OF SEASON: 5 (twice) last - 2008-09. Began 10/4 with 2-1 victory over Tampa Bay. Ended 10/15 when defeated by Buffalo, 3-1.
LONGEST HOME WINNING STREAK AT START OF SEASON: 8 1990-91. Began 10/8 with 6-3 victory over Minnesota. Ended 11/2 when defeated by Islanders, 3-2.
LONGEST ROAD WINNING STREAK AT START OF SEASON: 4 1931-32. Began 11/2 with 4-1 victory over Montreal. Ended 12/3 with 1-1 tie against Detroit.
LONGEST WINNING STREAK VS. A SINGLE TEAM: 15 Began 11/23/29 with 5-3 victory over Pittsburgh. Ended 2/22/31 with 6-1 victory over Philadelphia. (Pittsburgh moved to Philadelphia prior to the 1930-31 season and subsequently folded following that season).
LONGEST HOME WINNING STREAK VS. A SINGLE TEAM: 11 Began 1/14/90 with 4-3 victory over Philadelphia. Ended 2/3/93 with 2-2 tie against Philadelphia.
LONGEST ROAD WINNING STREAK VS. A SINGLE TEAM: 8 (twice) last- Began 3/20/73 with a 6-1 victory over Minnesota. Ended 11/15/75 when defeated at Minnesota, 5-3.
LONGEST UNDEFEATED STREAK: 19 1939-40. (14-0-5-0) Began 11/23 with 1-1 tie against Montreal. Ended 1/14 when defeated by Chicago, 2-1. (Rangers then won next five games for overall record of 24 victories or ties in 25 games).
LONGEST HOME UNDEFEATED STREAK: 26 (19-0-7-0) Began 3/29/70, with a 4-1 victory over Montreal. Ended 2/3/71, when defeated by Chicago, 4-2. (The streak covered the final two games of the 1969-70 season and the first 24 games of the 1970-71 season).
LONGEST ROAD UNDEFEATED STREAK: 11 1939-40. (6-0-5-0) Began 11/5 with 1-1 tie against Detroit. Ended 1/14 when defeated by Chicago, 2-1.
LONGEST UNDEFEATED STREAK AT START OF SEASON: 5 (three times) last - 2008-09. Began 10/4 with 2-1 victory over Tampa Bay. Ended 10/15 when defeated by Buffalo, 3-1.
LONGEST HOME UNDEFEATED STREAK AT START OF SEASON: 24 (17-0-7-0) Began 10/14/70 with 3-0 victory over Buffalo. Ended 2/3/71 when defeated by Chicago, 4-2.
LONGEST ROAD UNDEFEATED STREAK AT START OF SEASON: 11 (6-0-5-0) Began 11/5/39 with 1-1 tie at Detroit. Ended 1/14/40 when defeated by Chicago, 2-1.
LONGEST UNDEFEATED STREAK VS. A SINGLE TEAM: 20 (15-0-5-0) Began 2/8/70 with 5-1 victory over Los Angeles. Ended 11/1/73 when defeated at Los Angeles, 2-1.
LONGEST HOME UNDEFEATED STREAK VS. A SINGLE TEAM: 30 (27-0-3-0) Began 2/8/69 with 2-0 victory over St. Louis. Ended 10/15/80 when defeated by St. Louis, 2-1.
LONGEST ROAD UNDEFEATED STREAK VS. A SINGLE TEAM: 17 (11-0-6-0) Began 2/25/55 with 2-2 tie at Chicago. Ended 11/3/57 with a 3-2 victory at Chicago.
LONGEST TIE STREAK: 4 (twice) last -1997-98. Began 10/3 with 2-2 tie against Islanders. Ended 10/11 with 6-3 victory at Vancouver.
LONGEST HOME TIE STREAK: 3 1969-70. Began 11/29 with 2-2 tie against Philadelphia. Ended 12/7 with 6-3 victory over Montreal.
LONGEST ROAD TIE STREAK: 3 1929-30. Began 3/1 with 3-3 tie at Toronto. Ended 3/8 when defeated at Montreal, 6-0.
LONGEST TIE STREAK VS. A SINGLE TEAM: 7 Began 2/9/69 with 3-3 tie against Philadelphia. Ended 11/25/70 when defeated at Philadelphia, 3-1.
LONGEST LOSING STREAK: 11 1943-44. Began 10/30 when defeated by Toronto, 5-2. Ended 11/28 with 2-2 tie against Montreal.

During the 2005-06 season, the NHL instituted the shootout to follow a scoreless five-minute overtime to eliminate ties. The winning team in the shootout gains two points and a win in the standings, while the losing team receives one point, recorded as an "OT" in the standings.

TEAM RECORDS: STREAKS (CONT'D)

LONGEST HOME LOSING STREAK: 7 (twice) last - 1992-93. Began 3/24 when defeated by Philadelphia, 5-4. Ended 10/7 with 5-4 victory over Tampa Bay.
LONGEST ROAD LOSING STREAK: 10 (twice) last - 1960-61. Began 2/8 when defeated by Toronto, 5-3. Ended 10/11 with 6-2 victory at Boston.
LONGEST LOSING STREAK AT START OF SEASON: 11 1943-44. Began 10/30 when defeated by Toronto, 5-2. Ended 11/28 with 2-2 tie against Montreal. (Rangers then lost next three games for overall record of 0-14-1 in first 15 games before defeating Boston 6-4 on 12/12).
LONGEST HOME LOSING STREAK AT START OF SEASON: 5 1943-44. Began 11/6 when defeated by Chicago, 4-3. Ended 11/28 with 2-2 tie against Montreal Canadiens.
LONGEST ROAD LOSING STREAK AT START OF SEASON: 10 1943-44. Began 10/30 when defeated by Toronto, 5-2. Ended 12/25 with 5-3 victory over Toronto.
LONGEST LOSING STREAK VS. A SINGLE TEAM: 12 Began 12/17/44 when defeated by Montreal Canadiens, 4-1. Ended 12/31/45 with 0-0 tie against Montreal Canadiens.
LONGEST HOME LOSING STREAK VS. A SINGLE TEAM: 11 Began 1/9/44 when defeated by Montreal Canadiens, 6-5. Ended 12/31/45 with 0-0 tie against Montreal Canadiens.
LONGEST ROAD LOSING STREAK VS. A SINGLE TEAM: 21 Began 2/6/54 when defeated by Montreal Canadiens, 4-3. Ended 2/16/57 with 2-1 victory at Montreal Canadiens.
LONGEST WINLESS STREAK: 21 1943-44. (0-17-4-0) Began 1/23 when defeated by Detroit, 15-0. Ended 11/11 with 5-3 victory over Detroit.
LONGEST HOME WINLESS STREAK: 10 1943-44. (0-7-3-0). Began 1/30 when defeated by Montreal, 5-3. Ended 11/11 with 5-3 victory over Detroit.
LONGEST ROAD WINLESS STREAK: 16 1952-53. (0-12-4-0) Began 10/9 when defeated by Detroit, 5-3. Ended 12/25 with 2-1 victory over Boston.
LONGEST WINLESS STREAK AT START OF SEASON: 15 1943-44. (0-14-1-0) Began 10/30 when defeated by Toronto, 5-2. Ended 12/12 with 6-4 victory over Boston.
LONGEST HOME WINLESS STREAK AT START OF SEASON: 6 (three times) last-1950-51. (0-3-3-0) Began 10/25 with 1-1 tie against Boston. Ended 11/22 with 3-2 victory over Montreal Canadiens.
LONGEST ROAD WINLESS STREAK AT START OF SEASON: 16 1952-53. (0-12-4-0) Began 10/9 when defeated by Detroit, 5-3. Ended 12/25 with 2-1 victory over Boston.
LONGEST WINLESS STREAK VS. A SINGLE TEAM: 23 (0-15-8-0) Began 2/17/97
with 2-2 tie against New Jersey. Ended 3/31/01 with a 4-3 victory at New Jersey.
LONGEST HOME WINLESS STREAK VS. A SINGLE TEAM: 15 (0-14-1-0) Began 3/4/43 when defeated by Montreal Canadiens, 7-2. Ended 3/17/46 with 8-5 victory over Montreal Canadiens.
LONGEST ROAD WINLESS STREAK VS. A SINGLE TEAM: 26 (0-22-4-0) Began 3/18/50 when defeated at Montreal Canadiens, 5-3. Ended 1/30/54 with 2-1 victory at Montreal Canadiens.
LONGEST SHUTOUT STREAK: 4 1927-28. Rangers were not scored upon for a total of 297 minutes and 42 seconds. Defeated Pittsburgh, 3-0; Chicago, 1-0; tied Detroit, 0-0 (10 minute overtime); defeated Toronto, 1-0. Streak started on 2/23 and ran until 2/28.
LONGEST SHUTOUTS AGAINST STREAK: 4 1927-28. Rangers failed to score for 341 minutes and 42 seconds. Tied by Ottawa, 0-0 (twice); defeated by Chicago, 3-0; defeated by Boston, 2-0. Streak ran 2/7 to 2/19.
LONGEST NON-SHUTOUT STREAK: 236 games. Began 12/20/89 with a 2-2 tie with Buffalo. Ended 12/15/92 when defeated by Calgary, 3-0 (Vernon).

TEAM RECORDS: SEASON

MOST VICTORIES: 52 1993-94. **Home: 30** 1970-71 (39 games). **Road: 25** 2013-14 (41 games)
MOST LOSSES: 44 1984-85 (80-game schedule). **39** 1943-44 (50-game schedule). **Home: 17** 1943-44 (25 games), **17** 2010-11 (41 games), **19** 1964-65 (35 games). **Road: 26** 1975-76 (40 games), **26** 1984-85 (40 games).
MOST TIES (Minimum 70-game schedule): 21 1950-51 (70-game schedule). **Home: 13** 1954-55 (35 games).
Road: 11, 1950-51 (35 games).
MOST POINTS: 112 1993-94. **Home: 67** 1970-71 (39 games). **Road: 53** 2011-12 (41 games).
MOST GOALS: 321 1991-92. **Home: 186** 1982-83 (40 games). **Road: 155** 1978-79, 1986-87 (40 games).
MOST ASSISTS: 540 1988-89.
MOST SCORING POINTS (Goals and Assists): **854** 1978-79.
MOST PENALTY MINUTES: 2,018 1989-90.

ALL-TIME REGULAR SEASON RECORDS

TEAM RECORDS: SEASON (CONT'D)

MOST POWER PLAY GOALS: 111 1987-88.
MOST SHORTHANDED GOALS: 20 1993-94.
MOST GOALS AGAINST: 345 1984-85 (80-game schedule). **Home: 156** 1986-87 (40 games).
Road: 197 1975-76 (40 games).
MOST POWER PLAY GOALS ALLOWED: 89 1995-96.
MOST SHORTHANDED GOALS ALLOWED: 18 1992-93.
MOST SHUTOUTS: 13 1928-29 (44-game schedule). **Home: 8** 1928-29 (22 games). **Road: 7** 1926-27 (22 games).
MOST TIMES SHUTOUT: 10 1928-29 (44-game schedule). **Home: 5** 1930-31 (22 games), 1938-39 (24 games).
Road: 7 1952-53 (35 games).
MOST 20-GOAL SCORERS: 9 1993-94.
MOST 30-GOAL SCORERS: 5 1991-92.
MOST 40-GOAL SCORERS: 3 1971-72.
MOST HAT TRICKS: 10 1986-87.
MOST PLAYERS USED: 50 2003-04.
MOST ROOKIES USED: 20 1943-44.
FEWEST VICTORIES: 6 1943-44 (50-game schedule). **Home: 4** 1943-44 (25 games). **Road: 2** 1943-44 (25 games).
FEWEST VICTORIES (Minimum 70-game schedule): 17 1952-53, 1954-55, 1959-60. **Home: 8** 1964-65 (35 games). **Road: 6** 1950-51, 1952-53, 1965-66 (35 games).
FEWEST LOSSES: 11 1939-40 (48-game schedule). **Home: 2** 1970-71 (39 games). **Road: 7** 1928-29 (22 games), 1930-31 (22 games), 1939-40 (24 games).
FEWEST LOSSES (Minimum 70-game schedule): 17 1971-72. **Home: 2** 1970-71 (39 games).
Road: 10 1957-58 (35 games).
FEWEST TIES (Minimum 70-game schedule): 4 2001-02 (82-game schedule). **Home: 1** 1983-84 (40 games).
Road: 1 1991-92 & 1975-76 (40 games).
FEWEST POINTS: 17 1943-44 (50-game schedule). **Home: 12** 1943-44 (25 games). **Road: 5** 1943-44 (25 games).
FEWEST POINTS (Minimum 70-game schedule): 47 1965-66. **Home: 24** 1964-65 (35 games).
Road: 16 1965-66 (35 games).
FEWEST GOALS: 72 1928-29 (44-game schedule). **Home: 32** 1928-29 (22 games). **Road: 40** 1928-29 (22 games).
FEWEST GOALS (Minimum 70-game schedule): 150 1954-55. **Home: 86** 1954-55 (35 games).
Road: 63 1952-53 (35 games).
FEWEST ASSISTS: 45 1926-27 (44-game schedule).
FEWEST SCORING POINTS: 140 1926-27 (44-game schedule).
FEWEST PENALTY MINUTES: 253 1943-44 (50-game schedule).
FEWEST GOALS AGAINST: 65 1928-29 (44-game schedule). **Home: 21** 1928-29 (22 games).
Road: 41 1926-27 (22 games).
FEWEST GOALS AGAINST (Minimum 70-game schedule): 177 1970-71. **Home: 71** 1970-71 (39 games).
Road: 95 1957-58 (35 games).
FEWEST SHUTOUTS: 0 (many times) last- 2000-2001.
FEWEST TIMES SHUTOUT: 0 (many times) last- 1993-94.

TEAM RECORDS: GAME

GREATEST WINNING MARGIN: 11 Defeated California, 12-1, at Madison Square Garden on 11/21/71.
GREATEST WINNING MARGIN, Home: 11 Defeated California, 12-1, at Madison Square Garden on 11/21/71.
GREATEST WINNING MARGIN, Road: 9 Defeated New Jersey, 11-2, at New Jersey on 10/25/84.
GREATEST LOSING MARGIN: 15 Defeated by Detroit, 15-0, at Detroit on 1/23/44.
GREATEST LOSING MARGIN, Home: 10 Defeated by Boston, 13-3, at Madison Square Garden on 1/2/44.
GREATEST LOSING MARGIN, Road: 15 Defeated by Detroit, 15-0, at Detroit on 1/23/44.
HIGHEST TIE SCORE: 7-7 Tied Minnesota, at Minnesota on 3/19/78. Tied Quebec, at Madison Square Garden on 3/22/81.
MOST GOALS: 12 Defeated California, 12-1, at Madison Square Garden on 11/21/71.
MOST GOALS, Home: 12 Defeated California, 12-1, at Madison Square Garden on 11/21/71.
MOST GOALS, Road: 11 (many times) last- Defeated Pittsburgh, 11-3, at Pittsburgh on 11/25/92.
MOST GOALS, Rangers and Opponents: 19 Defeated by Boston, 10-9, at Boston on 3/4/44.
MOST ASSISTS: 23 Defeated California, 12-1, at Madison Square Garden on 11/21/71.

ALL-TIME REGULAR SEASON RECORDS

TEAM RECORDS: GAME (CONT'D)

MOST POINTS: 35 Defeated California, 12-1, at Madison Square Garden on 11/21/71. Rangers had 12 goals and 23 assists.
MOST POINTS, RANGERS AND OPPONENTS: 46 Defeated by Boston, 10-9, at Boston on 3/4/44. Boston had 10 goals,15 assists; Rangers had 9 goals, 12 assists.
MOST PENALTY MINUTES: 134 vs. Pittsburgh, at Madison Square Garden on 10/30/88.
MOST PENALTY MINUTES, RANGERS AND OPPONENTS: 292 vs. Pittsburgh, at Madison Square Garden on 10/30/88. Pittsburgh had 158 penalty minutes, Rangers had 134 penalty minutes.
MOST GOALS ALLOWED: 15 Defeated by Detroit, 15-0, at Detroit on 1/23/44.
MOST POWER PLAY GOALS: 6 Defeated Quebec, 6-4, at Madison Square Garden on 10/13/93.
MOST SHORTHANDED GOALS: 3 Defeated New Jersey, 6-2, at Madison Square Garden on 10/5/83.
MOST ROOKIES USED, ONE GAME: 9 (twice) Tied Toronto, 5-5, at Madison Square Garden on 3/21/90. Defeated Quebec, 7-4, at Quebec on 3/27/90.
FASTEST TWO GOALS: 0:04 sec. Kris King at 19:45 and James Patrick at 19:49 of the third period, vs. NY Islanders on 10/9/91 at Madison Square Garden. Rangers won, 5-3.
FASTEST TWO GOALS, BY RANGERS AND OPPONENTS: 0:04 sec. Chicago's Denis Savard at 19:23 and Mark Pavelich at 19:27 of the third period, on 2/24/82 at Madison Square Garden. Rangers won, 6-4.
FASTEST THREE GOALS: 0:28 sec. Doug Sulliman at 7:52, Eddie Johnstone at 7:57 and Warren Miller at 8:20 of the first period, vs. Colorado on 1/14/80 at Madison Square Garden. Tie game, 6-6.
FASTEST THREE GOALS, OPPONENTS: 0:21 sec. Chicago's Bill Mosienko scored all three goals at 6:09, 6:20 and 6:30 of the third period 2/23/52 at Madison Square Garden. Chicago won, 7-6.
FASTEST THREE GOALS, BY RANGERS AND OPPONENTS: 0:15 sec. Mark Pavelich at 19:18, Ron Greschner at 19:27 and Minnesota's Willi Plett at 19:33 of the first period on 2/10/83 at Minnesota. Minnesota won, 7-5.
FASTEST FOUR GOALS: 1 min. 38 sec. Mark Pavelich at 15:53, Mike Rogers at 16:18, Ron Greschner at 16:51 and Mike Rogers at 17:31 of the first period vs. Edmonton on 2/15/85 at Madison Square Garden. Rangers won, 8-7.
FASTEST FOUR GOALS, OPPONENTS: 1 min. 20 sec. Boston's Bill Thoms at 6:34, Frank Mario at 7:08 and 7:27, and Ken Smith at 7:54 of the second period on 1/21/45 at Boston. Boston won, 14-3.
FASTEST FOUR GOALS, BY RANGERS AND OPPONENTS: 1 min. 1 sec. Doug Sulliman at 7:52, Eddie Johnstone at 7:57, Warren Miller at 8:20 and Colorado's Rob Ramage at 8:53 of the first period on 1/14/80 at Madison Square Garden. Tie game, 6-6.
FASTEST FIVE GOALS: 2 min. and 58 sec. Carl Hagelin at 18:42, Brad Richards at 19:39, Ryane Clowe at 19:56 of the first period, Anton Stralman at 1:13 and Brad Richards at 1:40 of the second period on 4/19/13 at Buffalo. Rangers won, 8-4.
FASTEST FIVE GOALS, OPPONENTS: 2 min. and 55 sec. Boston's Bobby Schmautz at 19:13 of the first period, Ken Hodge at 0:18, Phile Esposito at 0:43, Don Marcotte at 0:58 and John Bucyk at 2:08 of the second period on 12/19/74 at Boston. Boston won, 11-3
MOST SHOTS ON GOAL: 65 vs. Detroit in a 9-5 win on 4/5/70.
FEWEST SHOTS ON GOAL: 9 at Detroit in a 2-0 loss on 12/11/95.

TEAM RECORDS: PERIOD

MOST GOALS: 8 in the third period against California, at Madison Square Garden on 11/21/71. Rangers won, 12-1.
MOST GOALS, HOME: 8 in the third period against California, at Madison Square Garden on 11/21/71. Rangers won, 12-1.
MOST GOALS, RANGERS AND OPPONENTS: 10 in the third period against the NY Americans, at Madison Square Garden on 3/16/39. Rangers- 7 goals, Americans- 3 goals. Rangers won, 11-5.
MOST ASSISTS: 15 in the third period against California, at Madison Square Garden on 11/21/71. Rangers won, 12-1.
MOST POINTS: 23 in the third period against California, at Madison Square Garden on 11/21/71. Rangers- 8 goals and 15 assists. Rangers won, 12-1.
MOST PENALTY MINUTES: 126 in the third period against Pittsburgh, at Madison Square Garden on 10/30/88.
MOST PENALTY MINUTES, RANGERS AND OPPONENTS: 272 in the third period against Pittsburgh, at Madison Square Garden on 10/30/88.

ALL-TIME REGULAR SEASON RECORDS

INDIVIDUAL RECORDS: CAREER

MOST GOALS: 406 Rod Gilbert.
MOST ASSISTS: 741 Brian Leetch.
MOST POINTS: 1,021 Rod Gilbert.
MOST PENALTY MINUTES: 1,226 Ron Greschner.
MOST HAT TRICKS: 11 Bill Cook.
MOST GAMES: 1,160 Harry Howell.
MOST SEASONS: 18 Rod Gilbert, 1960-61 – 1977-78.
MOST CONSECUTIVE GAMES: 560 Andy Hebenton. Including playoff games (22), Hebenton appeared in 582 consecutive games with the Rangers (1955-56 – 1962-63).
MOST 20-GOAL SEASONS: 12 Rod Gilbert.
MOST 20-ASSIST SEASONS: 14 Brian Leetch.
MOST 30-POINT SEASONS: 15 Brian Leetch.
MOST 30-GOAL SEASONS: 6 Jean Ratelle.

INDIVIDUAL RECORDS: SEASON

MOST GOALS: 54 Jaromir Jagr, 2005-06.
MOST ASSISTS: 80 Brian Leetch, 1991-92.
MOST POINTS: 123 Jaromir Jagr, 2005-06.
MOST GOALS BY A CENTER: 48 Pierre Larouche, 1983-84.
MOST ASSISTS BY A CENTER: 72 (twice) Wayne Gretzky, 1996-97. Mark Messier, 1991-92.
MOST POINTS BY A CENTER: 109 Jean Ratelle, 1971-72.
MOST GOALS BY A LEFT WING: 52 Adam Graves, 1993-94.
MOST ASSISTS BY A LEFT WING: 56 Vic Hadfield, 1971-72.
MOST POINTS BY A LEFT WING: 106 Vic Hadfield, 1971-72.
MOST GOALS BY A RIGHT WING: 54 Jaromir Jagr, 2005-06.
MOST ASSISTS BY A RIGHT WING: 69 Jaromir Jagr, 2005-06.
MOST POINTS BY A RIGHT WING: 123 Jaromir Jagr, 2005-06.
MOST PENALTIES: 86 Michel Petit, 1987-88.
MOST PENALTY MINUTES: 305 Troy Mallette, 1989-90.
MOST POWER PLAY GOALS: 24 Jaromir Jagr, 2005-06.
MOST SHORTHANDED GOALS: 7 Theoren Fleury, 2000-01.
MOST SHOTS ON GOAL: 368 Jaromir Jagr, 2005-06.
HIGHEST SHOOTING PERCENTAGE: 29.6 Steve Vickers, 1979-80 (29 goals on 98 shots).
MOST GAME-WINNING GOALS: 9 Don Maloney, 1980-81. Mark Messier, 1996-97. Jaromir Jagr, 2005-06. Ryan Callahan, 2011-12. Brad Richards, 2011-12. Rick Nash, 2013-14.
MOST POINTS BY A LINE*: 302 Vic Hadfield (97)-Jean Ratelle (109)-Rod Gilbert (96) 1971-72.
MOST GOALS BY A LINE*: 133 Vic Hadfield (45)-Jean Ratelle (46)-Rod Gilbert (42) 1971-72.
MOST HAT TRICKS: 4 Tomas Sandstrom, 1986-87.
MOST CONSECUTIVE HAT TRICKS: 2 Steve Vickers scored hat tricks against Los Angeles on 11/12/72 and against Philadelphia on 11/15/72.
LONGEST CONSECUTIVE ASSIST SCORING STREAK: 15 Brian Leetch, 11/29/91 to 12/31/91 (23 assists during the streak).
LONGEST CONSECUTIVE POINT SCORING STREAK: 17 Brian Leetch, 11/23/91 to 12/31/91 (five goals and 24 assists during the streak).
FASTEST GOAL AT START OF GAME: 9 sec. Ron Duguay, 4/6/80 at Philadelphia and Jim Wiemer, 3/27/85, at Buffalo.
FASTEST TWO GOALS: 8 sec. Pierre Jarry scored at 11:03 and 11:11 of third period against California on 11/21/71 at Madison Square Garden. Don Maloney...Scored at 12:48 and 12:56 of third period against Philadelphia on 3/12/87 at Philadelphia.
FASTEST THREE GOALS: 2 min. 30 sec. Don Maloney scored at 16:41, 18:37 and 19:11 of second period on 2/21/81 against Washington at Madison Square Garden.
FASTEST THREE ASSISTS: 1 min. 21 sec. Don Raleigh scored at 5:23, 5:43 and 6:44 of first period on 11/16/47 against Montreal at Madison Square Garden.
LONGEST CONSECUTIVE GOAL SCORING STREAK: 10 Andy Bathgate. 12/15/62 to 1/5/63 (11 goals during streak).

* These records computed on basis of having at least two members of line on ice at time of each goal.

ALL-TIME REGULAR SEASON RECORDS

INDIVIDUAL RECORDS: GAME

MOST GOALS: 5 Don Murdoch, at Minnesota on 10/12/76; Mark Pavelich, against Hartford, at Madison Square Garden on 2/23/83.
MOST ASSISTS: 5 Walt Tkaczuk, at Pittsburgh on 2/12/72; Rod Gilbert, against Pittsburgh, at Madison Square Garden on 3/2/75, against Kansas City, at Madison Square Garden on 3/30/75, and at Colorado on 10/8/76; Don Maloney, at Quebec on 1/3/87; Brian Leetch, at Pittsburgh on 4/18/95; Wayne Gretzky, at Nashville on 2/15/99.
MOST POINTS: 7 Steve Vickers against Washington, at Madison Square Garden on 2/18/76.
(Three goals and four assists).
MOST PENALTY MINUTES: 36 Chris Simon, at Toronto on 12/2/03.
MOST POWER PLAY GOALS: 4 Camille Henry, at Detroit on 3/13/54.
MOST SHORTHANDED GOALS: 2 Greg Polis, at Vancouver on 11/4/77; Ron Duguay, at Los Angeles on 1/22/80; Don Maloney, against Washington, at Madison Square Garden on 2/21/81, against New Jersey, at Madison Square Garden on 10/5/83 and at Calgary on 1/14/87.
MOST SHOTS ON GOAL: 16 Rod Gilbert, at Montreal on 2/24/68.

INDIVIDUAL RECORDS: PERIOD

MOST GOALS, ONE PERIOD: 3 (many times) last- Adam Graves in third period, at Pittsburgh on 11/25/92 .
MOST ASSISTS, ONE PERIOD: 4 Wayne Gretzky in second period against Ottawa, at Madison Square Garden on 1/4/97; Phil Goyette in first period, against Boston, at Madison Square Garden on 10/20/63.
MOST POINTS, ONE PERIOD: 5 Bill Cook in third period, against NY Americans at Madison Square Garden on 3/12/33 (3 goals and 2 assists).

INDIVIDUAL ROOKIE RECORDS: SEASON

MOST GOALS: 36 Tony Granato, 1988-89.
MOST ASSISTS: 48 Brian Leetch, 1988-89.
MOST POINTS: 76 Mark Pavelich, 1981-82.
MOST GOALS BY A DEFENSEMAN: 23 Brian Leetch, 1988-89.
MOST ASSISTS BY A DEFENSEMAN: 48 Brian Leetch, 1988-89.
MOST POINTS BY A DEFENSEMAN: 71 Brian Leetch, 1988-89.
LONGEST GOAL SCORING STREAK: 6 Petr Prucha, 12/3/05 to 12/13/05; Darren Turcotte, 2/21/90 to 3/3/90; Tony Granato 1/9/89 to 1/21/89.
MOST POWER PLAY GOALS: 16 Petr Prucha, 2005-06.
MOST SHORTHANDED GOALS: 4 Tony Granato, 1988-89.
MOST SHOTS: 268 Brian Leetch, 1988-89.
MOST HAT TRICKS: 3 Tony Granato, 1988-89.
MOST PENALTY MINUTES: 305 Troy Mallette, 1989-90.

INDIVIDUAL ROOKIE RECORDS: GAME

MOST GOALS: 5 Don Murdoch, at Minnesota on 10/12/76.
MOST ASSISTS: 4 Brad Park, against Pittsburgh, at Madison Square Garden on 2/2/69; Walt Tkaczuk, against Chicago, at Madison Square Garden on 2/26/69; Mark Heaslip, against Washington, at Madison Square Garden on 3/12/78; Brian Leetch, against Toronto, at Madison Square Garden on 2/17/89.
MOST POINTS: 5 Grant Warwick, 1/25/42 against Detroit at Madison Square Garden; Rick Middleton, 11/17/74 against California at Madison Square Garden; Don Murdoch, 10/12/76 at Minnesota; Brian Leetch, 2/17/89 against Toronto at Madison Square Garden.

INDIVIDUAL DEFENSEMAN RECORDS: CAREER

MOST GAMES: 1160 Harry Howell.
MOST GOALS: 240 Brian Leetch.
MOST ASSISTS: 741 Brian Leetch.
MOST POINTS: 981 Brian Leetch.

INDIVIDUAL DEFENSEMAN RECORDS: SEASON

MOST GOALS: 28 Reijo Ruotsalainen, 1984-85.
MOST ASSISTS: 80 Brian Leetch, 1991-92.
MOST POINTS: 102 Brian Leetch, 1991-92.
MOST POWER PLAY GOALS: 17 Brian Leetch, 1993-94.
MOST SHORTHANDED GOALS: 3 (twice) Brian Leetch, 1988-89. Ryan McDonagh, 2013-14.
MOST SHOTS: 328 Brian Leetch, 1993-94.
MOST PENALTY MINUTES: 231 Barry Beck, 1980-81.
LONGEST CONSECUTIVE ASSIST SCORING STREAK: 15 Brian Leetch, 11/29/91 to 12/31/91 (23 assists during the streak).
LONGEST CONSECUTIVE POINT SCORING STREAK: 17 Brian Leetch, 11/23/91 to 12/31/91 (5 goals and 24 assists).

ALL-TIME REGULAR SEASON RECORDS

INDIVIDUAL DEFENSEMAN RECORDS: GAME

MOST GOALS: 3 (many times) last - Reijo Ruotsalainen, against Philadelphia at Madison Square Garden on 3/17/82.
MOST ASSISTS: 5 Brian Leetch, at Pittsburgh on 4/18/95.
MOST POINTS: 5 (twice) Brian Leetch, against Toronto at Madison Square Garden on 2/17/89 and at Pittsburgh on 4/18/95 .
MOST SHOTS: 13 Brian Leetch, against Washington at Madison Square Garden on 1/4/89.

INDIVIDUAL DEFENSEMAN RECORDS: PERIOD

MOST GOALS: 2 (many times) last - Brian Leetch, second period at NY Islanders on 12/4/03.

INDIVIDUAL GOALTENDER RECORDS: CAREER

MOST GAMES: 666 Mike Richter.
MOST WINS: 309 Henrik Lundqvist.
MOST LOSSES: 271 Lorne Worsley.
MOST SHUTOUTS: 50 Henrik Lundqvist.
MOST MINUTES: 38,185 Mike Richter.
LOWEST GOALS AGAINST AVERAGE: (Min. 100 GP) 2.07 Dave Kerr.
MOST ASSISTS: 25 John Vanbiesbrouck.
MOST PENALTY MINUTES: 212 John Vanbiesbrouck.

INDIVIDUAL GOALTENDER RECORDS: SEASON

MOST GAMES: 73 Henrik Lundqvist, 2009-10.
MOST WINS: 42 Mike Richter, 1993-94.
MOST WINS (Including Playoffs): 58 Mike Richter, 1993-94.
MOST LOSSES: 39 Ken McAuley, 1943-44.
MOST SHUTOUTS: 13 John Ross Roach, 1928-29.
MOST MINUTES: 4305 Henrik Lundqvist, 2007-08.
LOWEST GOALS AGAINST AVERAGE: 1.41 John Ross Roach, 1928-29.
MOST ASSISTS: 5 John Vanbiesbrouck, 1984-85 and 1987-88; Mike Richter, 1992-93.
MOST PENALTY MINUTES: 56 Bob Froese, 1986-87.
HIGHEST SAVE PERCENTAGE: .930 Henrik Lundqvist, 2011-12.

INDIVIDUAL GOALTENDER RECORDS: GAME

MOST SAVES: 59 Mike Richter, at Vancouver on 1/31/91 (3-3)
MOST ASSISTS: 2 Ed Giacomin, vs. Toronto, at Madison Square Garden on 3/19/72. John Vanbiesbrouck, at Winnipeg on 1/8/85. Mike Richter, at Washington on 2/23/90, and vs. Quebec, at Madison Square Garden on 10/29/92.

PLAYOFF HISTORY & RECORDS

RANGERS
RANGERS

RANGERS PLAYOFF RESULTS VS. NHL

SERIES RECORDS VERSUS OTHER CLUBS

YEAR	SERIES	WINNER	W	L	T	GF	GA
VS. BOSTON BRUINS							
1927	Semifinals	Bruins	0	1	1	1	3
1928	Semifinals	RANGERS	1	0	1	5	2
1929	Finals	Bruins	0	2	0	1	4
1939	Semifinals	Bruins	3	4	0	12	14
1940	Semifinals	RANGERS	4	2	0	15	9
1958	Semifinals	Bruins	2	4	0	16	28
1970	Quarterfinals	Bruins	2	4	0	16	25
1972	Finals	Bruins	2	4	0	16	18
1973	Quarterfinals	RANGERS	4	1	0	22	11
2013	Conf. Semifinals	Bruins	1	4	0	10	16
Series Record: 3-7		Total	14	26	2	114	130
VS. BUFFALO SABRES							
1978	Preliminaries	Sabres	1	2	0	6	11
2007	Conf. Semifinals	Sabres	2	4	0	13	17
Series Record: 0-2		Total	3	6	0	19	28
VS. CALGARY FLAMES (ATLANTA FLAMES)							
1980	Preliminaries	RANGERS	3	1	0	14	8
Series Record: 1-0		Total	3	1	0	14	8
VS. CHICAGO BLACKHAWKS							
1931	Semifinals	Black Hawks	0	2	0	0	3
1968	Quarterfinals	Black Hawks	2	4	0	12	18
1971	Semifinals	Black Hawks	3	4	0	14	21
1972	Semifinals	RANGERS	4	0	0	17	9
1973	Semifinals	Black Hawks	1	4	0	11	15
Series Record: 1-4		Total	10	14	0	54	66
VS. COLORADO AVALANCHE (QUEBEC NORDIQUES)							
1995	Conf. Qtrfinals	RANGERS	4	2	0	25	19
Series Record: 1-0		Total	4	2	0	25	19
VS. DETROIT RED WINGS							
1933	Semifinals	RANGERS	2	0	0	6	3
1937	Finals	Red Wings	2	3	0	8	9
1941	Quarterfinals	Red Wings	1	2	0	6	6
1948	Semifinals	Red Wings	2	4	0	12	17
1950	Finals	Red Wings	3	4	0	17	22
Series Record: 1-4		Total	10	13	0	49	57
VS. FLORIDA PANTHERS							
1997	Conf. Qtrfinals	RANGERS	4	1	0	13	10
Series Record: 1-0		Total	4	1	0	13	10
VS. LOS ANGELES KINGS							
1979	Preliminaries	RANGERS	2	0	0	9	2
1981	Preliminaries	RANGERS	3	1	0	23	12
2014	Finals	Kings	1	4	0	10	15
Series Record: 2-1		Total	6	5	0	42	29
VS. MONTREAL CANADIENS							
1930	Semifinals	Canadiens	0	2	0	1	4
1932	Semifinals	RANGERS	3	1	0	13	9
1933	Quarterfinals	RANGERS	1	0	1	8	5
1935	Quarterfinals	RANGERS	1	0	1	6	5
1950	Semifinals	RANGERS	4	1	0	15	7
1956	Semifinals	Canadiens	1	4	0	9	24
1957	Semifinals	Canadiens	1	4	0	12	22
1967	Semifinals	Canadiens	0	4	0	8	14
1969	Quarterfinals	Canadiens	0	4	0	7	16
1972	Quarterfinals	RANGERS	4	2	0	19	14
1974	Quarterfinals	RANGERS	4	2	0	21	17
1979	Finals	Canadiens	1	4	0	11	19
1986	Conf. Finals	Canadiens	1	4	0	9	15
1996	Conf. Qtrfinals	RANGERS	4	2	0	19	17
2014	Conf. Finals	RANGERS	4	2	0	20	15
Series Record: 8-7		Total	29	36	2	178	203
VS. NEW JERSEY DEVILS							
1992	Div. Semifinals	RANGERS	4	3	0	26	25
1994	Conf. Finals	RANGERS	4	3	0	18	16
1997	Conf. Semifinals	RANGERS	4	1	0	10	5
2006	Conf. Qtrfinals	Devils	0	4	0	4	17
2008	Conf. Qtrfinals	RANGERS	4	1	0	19	12
2012	Conf. Finals	Devils	2	4	0	14	15
Series Record: 4-2		Total	18	16	0	88	90
VS. NEW YORK ISLANDERS							
1975	Preliminaries	Islanders	1	2	0	13	10
1979	Semifinals	RANGERS	4	2	0	18	13
1981	Semifinals	Islanders	0	4	0	8	22
1982	Division Finals	Islanders	2	4	0	20	27
1983	Division Finals	Islanders	2	4	0	15	28
1984	Div. Semifinals	Islanders	2	3	0	14	13
1990	Div. Semifinals	RANGERS	4	1	0	22	13
1994	Conf. Qtrfinals	RANGERS	4	0	0	22	3
Series Record: 3-5		Total	19	20	0	132	129

SERIES RECORDS VERSUS OTHER CLUBS

YEAR	SERIES	WINNER	W	L	T	GF	GA
VS. OTTAWA SENATORS							
1930	Quarterfinals	RANGERS	1	0	1	6	3
2012	Conf. Qtrfinals	RANGERS	4	3	0	14	13
Series Record: 2-0		Total	5	3	1	20	13
VS. PHILADELPHIA FLYERS							
1974	Semifinals	Flyers	3	4	0	17	22
1979	Quarterfinals	RANGERS	4	1	0	28	8
1980	Quarterfinals	Flyers	1	4	0	7	15
1982	Div. Semifinals	RANGERS	3	1	0	19	15
1983	Div. Semifinals	RANGERS	3	0	0	18	9
1985	Div. Semifinals	Flyers	0	3	0	10	14
1986	Div. Semifinals	RANGERS	3	2	0	18	15
1987	Div. Semifinals	Flyers	2	4	0	13	22
1995	Conf. Semifinals	Flyers	0	4	0	10	18
1997	Conf. Finals	Flyers	1	4	0	13	20
2014	Div. Semifinals	RANGERS	4	3	0	19	16
Series Record: 5-6		Total	24	30	0	172	174
VS. PITTSBURGH PENGUINS							
1989	Div. Semifinals	Penguins	0	4	0	11	19
1992	Div. Finals	Penguins	2	4	0	19	24
1996	Conf. Semifinals	Penguins	1	4	0	15	21
2008	Conf. Semifinals	Penguins	1	4	0	12	15
2014	Div. Finals	RANGERS	4	3	0	15	14
Series Record: 1-4		Total	8	19	0	72	93
VS. ST. LOUIS BLUES							
1981	Quarterfinals	RANGERS	4	2	0	29	22
Series Record: 1-0		Total	4	2	0	29	22
VS. TORONTO MAPLE LEAFS							
1929	Semifinals	RANGERS	2	0	0	3	1
1932	Finals	Maple Leafs	0	3	0	10	18
1933	**Finals**	**RANGERS**	**3**	**1**	**0**	**11**	**5**
1937	Quarterfinals	RANGERS	2	0	0	5	1
1940	**Finals**	**RANGERS**	**4**	**2**	**0**	**14**	**11**
1942	Semifinals	Maple Leafs	2	4	0	12	13
1962	Semifinals	Maple Leafs	2	4	0	15	22
1971	Quarterfinals	RANGERS	4	2	0	16	15
Series Record: 5-3		Total	19	16	0	86	86
VS. VANCOUVER CANUCKS							
1994	**Finals**	**RANGERS**	**4**	**3**	**0**	**21**	**19**
Series Record: 1-0		Total	4	3	0	21	19
VS. WASHINGTON CAPITALS							
1986	Division Finals	RANGERS	4	2	0	20	25
1990	Division Finals	Capitals	1	4	0	15	22
1991	Div. Semifinals	Capitals	2	4	0	16	16
1994	Conf. Semifinals	RANGERS	4	1	0	20	12
2009	Conf. Qtrfinals	Capitals	3	4	0	11	19
2011	Conf. Qtrfinals	Capitals	1	4	0	8	13
2012	Conf. Semifinals	RANGERS	4	3	0	15	13
2013	Conf. Qtrfinals	RANGERS	4	3	0	16	12
Series Record: 4-4		Total	23	25	0	121	132
VS. WINNIPEG JETS (ATLANTA THRASHERS)							
2007	Conf. Qtrfinals	RANGERS	4	0	0	17	6
Series Record: 1-0		Total	4	0	0	17	6
DEFUNCT CLUBS							
VS. MONTREAL MAROONS							
1928	**Finals**	**RANGERS**	**3**	**2**	**0**	**5**	**6**
1931	Quarterfinals	RANGERS	2	0	0	8	1
1934	Quarterfinals	Maroons	0	1	1	1	2
1935	Semifinals	Maroons	0	1	1	4	5
1937	Semifinals	RANGERS	2	0	0	5	0
Series Record: 3-2		Total	7	4	2	23	14
VS. NEW YORK AMERICANS							
1929	Quarterfinals	RANGERS	1	0	1	1	0
1938	Quarterfinals	America ns	1	2	0	7	8
Series Record: 1-1		Total	2	2	1	8	8
VS. PITTSBURGH PIRATES							
1928	Quarterfinals	RANGERS	1	1	0	6	4
Series Record: 1-0		Total	1	1	0	6	4
ALL-TIME PLAYOFF RECORD			**226**	**245**	**8**	**1308**	**1300**

Bold = Stanley Cup Championships

RANGERS PLAYOFF RESULTS YEAR-BY-YEAR

YEAR	SERIES	OPPONENT	W-L-T	GF/GA
1926-27	SF	Boston	0-1-1	1/3
1927-28	QF	Pittsburgh	1-1-0	6/4
	SF	Boston	1-0-1	5/2
	F	Maroons	3-2-0	5/6
1928-29	QF	Americans	1-0-1	1/0
	SF	Toronto	2-0-0	3/1
	F	Boston	0-2-0	1/4
1929-30	QF	Ottawa	1-0-1	6/3
	SF	Canadiens	0-2-0	1/4
1930-31	QF	Maroons	2-0-0	8/1
	SF	Chicago	0-2-0	0/3
1931-32	SF	Canadiens	3-1-0	13/9
	F	Toronto	0-3-0	10/18
1932-33	QF	Canadiens	1-0-1	8/5
	SF	Detroit	2-0-0	6/3
	F	Toronto	3-1-0	11/5
1933-34	QF	Maroons	0-1-1	1/2
1934-35	QF	Canadiens	1-0-1	6/5
	SF	Maroons	0-1-1	4/5
1936-37	QF	Toronto	2-0	5/1
	SF	Maroons	2-0	5/0
	F	Detroit	2-3	8/9
1937-38	QF	Americans	1-2	7/8
1938-39	SF	Boston	3-4	12/14
1939-40	SF	Boston	4-2	15/9
	F	Toronto	4-2	14/11
1940-41	QF	Detroit	1-2	6/6
1941-42	SF	Toronto	2-4	12/13
1947-48	SF	Detroit	2-4	12/17
1949-50	SF	Montreal	4-1	15/7
	F	Detroit	3-4	17/22
1955-56	SF	Montreal	1-4	9/24
1956-57	SF	Montreal	1-4	12/22
1957-58	SF	Boston	2-4	16/28
1961-62	SF	Toronto	2-4	15/22
1966-67	SF	Montreal	0-4	8/14
1967-68	QF	Chicago	2-4	12/18
1968-69	QF	Montreal	0-4	7/16
1969-70	QF	Boston	2-4	16/25
1970-71	QF	Toronto	4-2	16/15
	SF	Chicago	3-4	14/21
	F	Boston	2-4	16/18
1972-73	QF	Boston	4-1	22/11
	SF	Chicago	1-4	11/15
1973-74	QF	Montreal	4-2	21/17
	SF	Philadelphia	3-4	17/22
1974-75	PRE	Islanders	1-2	13/10
1977-78	PRE	Buffalo	1-2	6/11
1978-79	PRE	Los Angeles	2-0	9/2
	QF	Philadelphia	4-1	28/8
	SF	Islanders	4-2	18/13
	F	Montreal	1-4	11/19
1979-80	PRE	Atlanta	3-1	14/8
	QF	Philadelphia	1-4	7/14
1980-81	PRE	Los Angeles	3-1	23/12
	QF	St. Louis	4-2	29/22
	SF	Islanders	0-4	8/22

YEAR	SERIES	OPPONENT	W-L-T	GF/GA
1979-80	PRE	Atlanta	3-1	14/8
	QF	Philadelphia	1-4	7/14
1980-81	PRE	Los Angeles	3-1	23/12
	QF	St. Louis	4-2	29/22
	SF	Islanders	0-4	8/22
1979-80	PRE	Atlanta	3-1	14/8
	QF	Philadelphia	1-4	7/14
1981-82	DSF	Philadelphia	3-1	19/15
	DF	Islanders	2-4	20/27
1982-83	DSF	Philadelphia	3-0	18/9
	DF	Islanders	2-4	15/28
1983-84	DSF	Islanders	2-3	14/13
1984-85	DSF	Philadelphia	0-3	10/14
1985-86	DSF	Philadelphia	3-2	18/15
	DF	Washington	4-2	20/25
	CF	Montreal	1-4	9/15
1986-87	DSF	Philadelphia	2-4	13/22
1988-89	DSF	Pittsburgh	0-4	11/19
1989-90	DSF	Islanders	4-1	22/13
	DF	Washington	1-4	15/22
1990-91	DSF	Washington	2-4	16/16
1991-92	DSF	New Jersey	4-3	28/25
	DF	Pittsburgh	2-4	19/24
1993-94	CQF	Islanders	4-0	22/3
	CSF	Washington	4-1	20/12
	CF	New Jersey	4-3	18/16
	F	Vancouver	4-3	21/19
1994-95	CQF	Quebec	4-2	25/19
	CSF	Philadelphia	0-4	10/18
1995-96	CQF	Montreal	4-2	19/17
	CSF	Pittsburgh	1-4	12/17
1996-97	CQF	Florida	4-1	13/10
	CSF	New Jersey	4-1	10/5
	CF	Philadelphia	1-4	13/20
2005-06	CQF	New Jersey	0-4	4/17
2006-07	CQF	Atlanta	4-0	17/6
	CSF	Buffalo	2-4	13/17
2007-08	CQF	New Jersey	4-1	19/12
	CSF	Pittsburgh	1-4	12/15
2008-09	CQF	Washington	3-4	11/19
2010-11	CQF	Washington	1-4	8/13
2011-12	CQF	Ottawa	4-3	14/13
	CSF	Washington	4-3	15/13
	CF	New Jersey	2-4	14/14
2012-13	CQF	Washington	4-3	16/12
	CSF	Boston	1-4	10/16
2013-14	DSF	Philadelphia	4-3	19/16
	DF	Pittsburgh	4-3	15/14
	CF	Montreal	4-2	20/15
	F	Los Angeles	1-4	10/15

TOTALS	W-L-T	GF/GA
Stanley Cup Finals	23-32-0	124/127
Overall	226-245-8	1308/1300

RANGERS PLAYOFF RESULTS GAME-BY-GAME

1927 PLAYOFFS

GAME	DATE	OPPONENT	SCORE	RESULT
1	Apr. 2	at Boston	0-0	T
2	Apr. 4	Boston	1-3	L

Boston Won Total-Goals Semifinals 3-1

1928 PLAYOFFS

GAME	DATE	OPPONENT	SCORE	RESULT
1	Mar. 27	Pittsburgh	4-0	W
2	Mar. 29	Pittsburgh	2-4	L

NY Rangers Won Total-Goals Quarterfinals 6-4

1	Mar. 31	Boston	1-1	T
2	Apr. 3	at Boston	4-1	W

NY Rangers Won Total –Goals Semifinals 5-2

1	Apr. 5	at Maroons	0-2	L
2	Apr. 7	at Maroons	2-1	W(OT)
3	Apr. 10	at Maroons	0-2	L
4	Apr. 12	at Maroons	1-0	W
5	Apr. 14	at Maroons	2-1	W

NY Rangers Won Stanley Cup Finals 3-2

1929 PLAYOFFS

GAME	DATE	OPPONENT	SCORE	RESULT
1	Mar. 19	at Americans	0-0	T
2	Mar. 21	Americans	1-0	W(2OT)

NY Rangers Won Total-Goals Quarterfinals 1-0

1	Mar. 24	Toronto	1-0	W
2	Mar. 26	at Toronto	2-1	W(OT)

NY Rangers Won Series D-Semifinals 2-0

1	Mar. 28	at Boston	0-2	L
2	Mar. 29	Boston	1-2	L

Boston Won Stanley Cup Finals 2-0

1930 PLAYOFF

GAME	DATE	OPPONENT	SCORE	RESULT
1	Mar. 20	at Ottawa	1-1	T
2	Mar. 23	Ottawa	5-2	W

NY Rangers Won Total-Goals Quarterfinals 6-3

1	Mar. 28	at Canadiens	1-2	L(4OT)
2	Mar. 30	Canadiens	0-2	L

Canadiens Won Series D- Semifinals 2-0

1931 PLAYOFFS

GAME	DATE	OPPONENT	SCORE	RESULT
1	Mar. 24	Maroons	5-1	W
2	Mar. 26	at Maroons	3-0	W

NY Rangers Won Series A Semifinals 3-1

1	Mar. 29	at Chicago	0-2	L
2	Mar. 31	Chicago	0-1	L

Chicago Won Total-Goals Semifinals 3-0

1932 PLAYOFFS

GAME	DATE	OPPONENT	SCORE	RESULT
1	Mar. 24	at Canadiens	3-4	L
2	Mar. 26	at Canadiens	4-3	W(3OT)
3	Mar. 27	Canadiens	1-0	W
4	Mar. 29	Canadiens	5-2	W

NY Rangers Won Series A Semifinals 3-1

1	Apr. 5	Toronto	4-6	L
2	Apr. 7	Toronto	2-6	*L
3	Apr. 9	at Toronto	4-6	L

*Played in Boston

Toronto Won Stanley Cup Finals 3-0

1933 PLAYOFFS

GAME	DATE	OPPONENT	SCORE	RESULT
1	Mar. 26	Canadiens	5-2	W
2	Mar. 28	at Canadiens	3-3	T

NY Rangers Won Total-Goals Quarterfinals 8-5

1	Mar. 30	Detroit	2-0	W
2	Apr. 2	at Detroit	4-3	W

NY Rangers Won Total –Goals Semifinals 6-3

1	Apr. 4	Toronto	5-1	W
2	Apr. 7	at Toronto	3-1	W
3	Apr. 11	at Toronto	2-3	L
4	Apr. 13	at Toronto	1-0	W(OT)

NY Rangers Won Stanley Cup Finals

1934 PLAYOFFS

GAME	DATE	OPPONENT	SCORE	RESULT
1	Mar. 20	at Maroons	0-0	T
2	Mar. 25	Maroons	1-2	L

Maroons Won Total-Goal Quarterfinals 2-1

1935 PLAYOFFS

GAME	DATE	OPPONENT	SCORE	RESULT
1	Mar. 24	Canadiens	2-1	W
2	Mar. 25	at Canadiens	4-4	T

NY Rangers Won Total-Goals Quarterfinals 6-5

1	Mar. 28	Maroons	1-2	L
2	Mar. 30	at Maroons	3-3	L

Maroons Won Total-Goals Semifinals 5-4

1936 PLAYOFFS

Did not make playoffs

1937 PLAYOFFS

GAME	DATE	OPPONENT	SCORE	RESULT
1	Mar. 23	at Toronto	3-0	W
2	Mar. 27	Toronto	2-1	W(OT)

NY Rangers Won Series C-Quarterfinals 2-0

1	Apr. 1	Maroons	1-0	W
2	Apr. 3	at Maroons	4-0	W

NY Rangers Won Series D-Semifinals 2-0

1	Apr. 6	Detroit	5-1	W
2	Apr. 8	at Detroit	2-4	L
3	Apr. 11	at Detroit	1-0	W
4	Apr. 13	at Detroit	0-1	L
5	Apr. 15	at Detroit	0-3	L

Detroit Won Stanley Cup Finals 3-2

1938 PLAYOFFS

GAME	DATE	OPPONENT	SCORE	RESULT
1	Mar. 22	Americans	1-2	L(2OT)
2	Mar. 24	at Americans	4-3	W
3	Mar. 27	Americans	2-3	L(4OT)

Americans Won Series B-Quarterfinals 2-1

1939 PLAYOFFS

GAME	DATE	OPPONENT	SCORE	RESULT
1	Mar. 21	Boston	1-2	L(3OT)
2	Mar. 23	at Boston	2-3	L(OT)
3	Mar. 26	at Boston	1-4	L
4	Mar. 28	Boston	2-1	W
5	Mar. 30	at Boston	2-1	W
6	Apr. 1	Boston	3-1	W(OT)
7	Apr. 2	at Boston	1-2	L(3OT)

Boston Won Series A-Semifinals 4-3

RANGERS PLAYOFF RESULTS GAME-BY-GAME

1940 PLAYOFFS

GAME	DATE	OPPONENT	SCORE	RESULT
1	Mar. 19	Boston	4-0	W
2	Mar. 21	at Boston	2-4	L
3	Mar. 24	at Boston	3-4	L
4	Mar. 26	Boston	1-0	W
5	Mar. 28	at Boston	1-0	W
6	Mar. 30	Boston	4-1	W

NY Rangers Won Series A-Semifinals 4-2

1	Apr. 2	Toronto	2-1	W(OT)
2	Apr. 3	Toronto	6-2	W
3	Apr. 6	at Toronto	1-2	L
4	Apr. 9	at Toronto	0-3	L
5	Apr. 11	at Toronto	2-1	W(2OT)
6	Apr. 13	at Toronto	3-2	W(OT)

NY Rangers Won Stanley Cup Finals 4-2

1941 PLAYOFFS

GAME	DATE	OPPONENT	SCORE	RESULT
1	Mar. 20	at Detroit	1-2	L(OT)
2	Mar. 23	Detroit	3-1	W
3	Mar. 25	at Detroit	2-3	L

Detroit Won Series B-Quarterfinals 2-1

1942 PLAYOFFS

GAME	DATE	OPPONENT	SCORE	RESULT
1	Mar. 21	at Toronto	1-3	L
2	Mar. 22	Toronto	2-4	L
3	Mar. 24	Toronto	3-0	W
4	Mar. 28	at Toronto	1-2	L
5	Mar. 29	Toronto	3-1	W
6	Mar. 31	Toronto	2-3	L

Toronto Won Series A-Semifinals 4-2

1943 PLAYOFFS

Did not make playoffs

1944 PLAYOFFS

Did not make playoffs

1945 PLAYOFFS

Did not make playoffs

1946 PLAYOFFS

Did not make playoffs

1947 PLAYOFFS

Did not make playoffs

1948 PLAYOFFS

GAME	DATE	OPPONENT	SCORE	RESULT
1	Mar. 24	at Detroit	1-2	L
2	Mar. 26	at Detroit	2-1	L
3	Mar. 28	Detroit	3-2	W
4	Mar. 30	Detroit	3-1	W
5	Apr. 1	at Detroit	1-3	L
6	Apr. 4	Detroit	2-4	L

Detroit Won Semifinals 4-2

1949 PLAYOFFS

Did not make playoffs

1950 PLAYOFFS

GAME	DATE	OPPONENT	SCORE	RESULT
1	Mar. 29	Canadiens	3-1	W
2	Apr. 1	at Canadiens	3-2	W
3	Apr. 2	Canadiens	4-1	W
4	Apr. 4	at Canadiens	2-3	L(OT)
5	Apr. 6	at Canadiens	3-0	W

NY Rangers Won Semifinals 4-1

1	Apr. 11	at Detroit	1-4	L
2	Apr. 13	Detroit	3-1	W*
3	Apr. 15	Detroit	0-4	L*
4	Apr. 18	at Detroit	4-3	W(OT)
5	Apr. 20	at Detroit	2-1	W(OT)
6	Apr. 22	at Detroit	4-5	L
7	Apr. 23	at Detroit	3-4	L(2OT)

*Ranger home games were played at Toronto

Detroit Won Stanley Cup Finals 4-3

1951 PLAYOFFS

Did not make playoffs

1952 PLAYOFFS

Did not make playoffs

1953 PLAYOFFS

Did not make playoffs

1954 PLAYOFFS

Did not make playoffs

1955 PLAYOFFS

Did not make playoffs

1956 PLAYOFFS

GAME	DATE	OPPONENT	SCORE	RESULT
1	Mar. 20	at Canadiens	1-7	L
2	Mar. 22	at Canadiens	4-2	W
3	Mar. 24	Canadiens	1-3	L
4	Mar. 25	Canadiens	3-5	L
5	Mar. 27	at Canadiens	0-7	L

Canadiens Won Semifinals 4-1

1957 PLAYOFFS

GAME	DATE	OPPONENT	SCORE	RESULT
1	Mar. 26	Canadiens	1-4	L
2	Mar. 28	Canadiens	4-3	W(OT)
3	Mar. 30	at Canadiens	3-8	L
4	Apr. 2	at Canadiens	1-3	L
5	Apr. 4	at Canadiens	3-4	L(OT)

Canadiens Won Semifinals 4-1

1958 PLAYOFFS

GAME	DATE	OPPONENT	SCORE	RESULT
1	Mar. 25	Boston	5-3	W
2	Mar. 27	Boston	3-4	L(OT)
3	Mar. 29	at Boston	0-5	L
4	Apr. 1	at Boston	5-2	W
5	Apr. 3	at Boston	1-6	L
6	Apr. 5	at Boston	2-8	L

Boston Won Semifinals 4-2

1959 PLAYOFFS

Did not make playoffs

1960 PLAYOFFS

Did not make playoffs

1961 PLAYOFFS

Did not make playoffs

RANGERS PLAYOFF RESULTS GAME-BY-GAME

1962 PLAYOFFS

GAME	DATE	OPPONENT	SCORE	RESULT
1	Mar. 27	at Toronto	2-4	L
2	Mar. 29	at Toronto	1-2	L
3	Apr. 1	Toronto	5-4	W
4	Apr. 3	Toronto	4-2	W
5	Apr. 5	at Toronto	2-3	L(2OT)
6	Apr. 7	at Toronto	1-7	L

Toronto Won Semifinals 4-2

1963 PLAYOFFS

Did not make playoffs

1964 PLAYOFFS

Did not make playoffs

1965 PLAYOFFS

Did not make playoffs

1966 PLAYOFFS

Did not make playoffs

1967 PLAYOFFS

GAME	DATE	OPPONENT	SCORE	RESULT
1	Apr. 6	at Canadiens	4-6	L
2	Apr. 8	at Canadiens	1-3	L
3	Apr. 11	Canadiens	2-3	L
4	Apr. 13	Canadiens	1-2	L(OT)

Canadiens Won Semifinals 4-0

1968 PLAYOFFS

GAME	DATE	OPPONENT	SCORE	RESULT
1	Apr. 4	Chicago	3-1	W
2	Apr. 9	Chicago	2-1	W
3	Apr. 11	at Chicago	4-7	L
4	Apr. 13	at Chicago	1-3	L
5	Apr. 14	Chicago	1-2	L
6	Apr. 16	at Chicago	1-4	L

Chicago Won Quarterfinals 4-2

1969 PLAYOFFS

GAME	DATE	OPPONENT	SCORE	RESULT
1	Apr. 2	at Canadiens	1-3	L
2	Apr. 3	at Canadiens	2-5	L
3	Apr. 5	Canadiens	1-4	L
4	Apr. 6	Canadiens	3-4	L

Canadiens Won Quarterfinals 4-0

1970 PLAYOFFS

GAME	DATE	OPPONENT	SCORE	RESULT
1	Apr. 8	at Boston	2-8	L
2	Apr. 9	at Boston	3-5	L
3	Apr. 11	Boston	4-3	W
4	Apr. 12	Boston	3-2	W
5	Apr. 14	at Boston	2-3	L
6	Apr. 16	Boston	1-4	L

Boston Won Quarterfinals 4-2

1971 PLAYOFFS

GAME	DATE	OPPONENT	SCORE	RESULT
1	Apr. 7	Toronto	5-4	W
2	Apr. 8	Toronto	1-4	L
3	Apr. 10	at Toronto	1-3	L
4	Apr. 11	at Toronto	4-2	W
5	Apr. 13	Toronto	3-1	W
6	Apr. 15	at Toronto	2-1	W(OT)

NY Rangers Won Quarterfinals 4-2

1	Apr. 18	at Chicago	2-1	W(OT)
2	Apr. 20	at Chicago	0-3	L
3	Apr. 22	Chicago	4-1	W
4	Apr. 25	Chicago	1-7	L
5	Apr. 27	at Chicago	2-3	L
6	Apr. 29	Chicago	3-2	W(3OT)
7	May 2	at Chicago	2-4	L

Chicago Won Semifinals 4-3

1972 PLAYOFFS

GAME	DATE	OPPONENT	SCORE	RESULT
1	Apr. 5	Canadiens	3-2	W
2	Apr. 6	Canadiens	5-2	W
3	Apr. 8	at Canadiens	1-2	L
4	Apr. 9	at Canadiens	6-4	W
5	Apr. 11	Canadiens	1-2	L
6	Apr. 13	at Canadiens	3-2	W

NY Rangers Won Quarterfinals 4-2

1	Apr. 16	at Chicago	3-2	W
2	Apr. 18	at Chicago	5-3	W
3	Apr. 20	Chicago	3-2	W
4	Apr. 23	Chicago	6-2	W

NY Rangers Won Semifinals 4-0

1	Apr. 30	at Boston	5-6	L
2	May 2	at Boston	1-2	L
3	May 4	Boston	5-2	W
4	May 7	Boston	2-3	L
5	May 9	at Boston	3-2	W
6	May 11	Boston	0-3	L

Boston Won Stanley Cup Finals 4-2

1973 PLAYOFFS

GAME	DATE	OPPONENT	SCORE	RESULT
1	Apr. 4	at Boston	6-2	W
2	Apr. 5	at Boston	4-2	W
3	Apr. 7	Boston	2-4	L
4	Apr. 8	Boston	4-0	W
5	Apr. 10	at Boston	6-3	W

NY Rangers Won Quarterfinals 4-1

1	Apr. 12	at Chicago	4-1	W
2	Apr. 15	at Chicago	4-5	L
3	Apr. 17	Chicago	1-2	L
4	Apr. 19	Chicago	1-3	L
5	Apr. 24	at Chicago	1-4	L

Chicago Won Semifinals 4-1

RANGERS PLAYOFF RESULTS GAME-BY-GAME

1974 PLAYOFFS

GAME	DATE	OPPONENT	SCORE	RESULT
1	Apr. 10	at Canadiens	4-1	W
2	Apr. 11	at Canadiens	1-4	L
3	Apr. 13	Canadiens	2-4	L
4	Apr. 14	Canadiens	6-4	W
5	Apr. 16	at Canadiens	3-2	W(OT)
6	Apr. 18	Canadiens	5-2	W

NY Rangers Won Quarterfinals 4-2

1	Apr. 20	at Philadelphia	0-4	L
2	Apr. 23	at Philadelphia	2-5	L
3	Apr. 25	Philadelphia	5-3	W
4	Apr. 28	Philadelphia	2-1	W(OT)
5	Apr. 30	at Philadelphia	1-4	L
6	May 2	Philadelphia	4-1	W
7	May 5	at Philadelphia	3-4	L

Philadelphia Won Semifinals 4-3

1975 PLAYOFFS

GAME	DATE	OPPONENT	SCORE	RESULT
1	Apr. 8	Islanders	2-3	L
2	Apr. 10	at Islanders	8-3	W
3	Apr. 11	Islanders	3-4	L(OT)

Islanders Won Preliminary Round 2-1

1976 PLAYOFFS

Did not make playoffs

1977 PLAYOFFS

Did not make playoffs

1978 PLAYOFFS

GAME	DATE	OPPONENT	SCORE	RESULT
1	Apr. 11	at Buffalo	1-4	L
2	Apr. 13	Buffalo	4-3	W(OT)
3	Apr. 15	at Buffalo	1-4	L

Buffalo Won Preliminary Round 2-1

1979 PLAYOFFS

GAME	DATE	OPPONENT	SCORE	RESULT
1	Apr. 10	Los Angeles	7-1	W
2	Apr. 12	at Los Angeles	2-1	W(OT)

NY Rangers Won Preliminary Round 2-0

1	Apr. 16	at Philadelphia	2-3	L(OT)
2	Apr. 18	at Philadelphia	7-1	W
3	Apr. 20	Philadelphia	5-1	W
4	Apr. 22	Philadelphia	6-0	W
5	Apr. 24	at Philadelphia	8-3	W

NY Rangers Won Quarterfinals 4-1

1	Apr. 26	at Islanders	4-1	W
2	Apr. 28	at Islanders	3-4	L(OT)
3	May 1	Islanders	3-1	W
4	May 3	Islanders	2-3	L(OT)
5	May 5	at Islanders	4-3	W
6	May 8	Islanders	2-1	W

NY Rangers Won Semifinals 4-2

1	May 13	at Canadiens	4-1	W
2	May 15	at Canadiens	2-6	L
3	May 17	Canadiens	1-4	L
4	May 19	Canadiens	3-4	L(OT)
5	May 21	at Canadiens	1-4	L

Canadiens Won Stanley Cup Finals 4-1

1980 PLAYOFFS

GAME	DATE	OPPONENT	SCORE	RESULT
1	Apr. 8	Atlanta	2-1	W(OT)
2	Apr. 9	Atlanta	5-1	W
3	Apr. 11	at Atlanta	2-4	L
4	Apr. 12	at Atlanta	5-2	W

NY Rangers Won Preliminary Round 3-1

1	Apr. 16	at Philadelphia	1-2	L
2	Apr. 17	at Philadelphia	1-4	L
3	Apr. 19	Philadelphia	0-3	L
4	Apr. 20	Philadelphia	4-3	W
5	Apr. 22	at Philadelphia	1-3	L

Philadelphia Won Quarterfinals 4-1

1981 PLAYOFFS

GAME	DATE	OPPONENT	SCORE	RESULT
1	Apr. 8	at Los Angeles	3-1	W
2	Apr. 9	at Los Angeles	4-5	L
3	Apr. 11	Los Angeles	10-3	W
4	Apr. 12	Los Angeles	6-3	W

NY Rangers Won Preliminary Round 3-1

1	Apr. 16	at St. Louis	3-6	L
2	Apr. 17	at St. Louis	6-4	W
3	Apr. 19	St. Louis	6-3	W
4	Apr. 20	St. Louis	4-1	W
5	Apr. 22	at St. Louis	3-4	L
6	Apr. 24	St. Louis	7-4	W

NY Rangers Won Quarterfinals 4-2

1	Apr. 28	at Islanders	2-5	L
2	Apr. 30	at Islanders	3-7	L
3	May 2	Islanders 1-5	L	
4	May 5	Islanders 2-5	L	

Islanders Won Semifinals 4-0

1982 PLAYOFFS

GAME	DATE	OPPONENT	SCORE	RESULT
1	Apr. 7	Philadelphia	1-4	L
2	Apr. 8	Philadelphia	7-3	W
3	Apr. 10	at Philadelphia	4-3	W
4	Apr. 11	at Philadelphia	7-5	W

NY Rangers Won Division Semifinals 3-1

1	Apr. 15	at Islanders	5-4	W
2	Apr. 16	at Islanders	2-7	L
3	Apr. 18	Islanders	3-4	L(OT)
4	Apr. 19	Islanders	3-5	L
5	Apr. 21	at Islanders	4-2	W
6	Apr. 23	Islanders	3-5	L

Islanders Won Division Finals 4-2

1983 PLAYOFFS

GAME	DATE	OPPONENT	SCORE	RESULT
1	Apr. 5	at Philadelphia	5-3	W
2	Apr. 7	at Philadelphia	4-3	W
3	Apr. 9	Philadelphia	9-3	W

NY Rangers Won Division Semifinals 3-0

1	Apr. 14	at Islanders	1-4	L
2	Apr. 15	at Islanders	0-5	L
3	Apr. 17	Islanders	7-6	W
4	Apr. 18	Islanders	3-1	W
5	Apr. 20	at Islanders	2-7	L
6	Apr. 22	Islanders	2-5	L

Islanders Won Division Finals 4-2

RANGERS PLAYOFF RESULTS GAME-BY-GAME

1984 PLAYOFFS

GAME	DATE	OPPONENT	SCORE	RESULT
1	Apr. 4	at Islanders	1-4	L
2	Apr. 5	at Islanders	3-0	W
3	Apr. 7	Islanders	7-2	W
4	Apr. 8	Islanders	1-4	L
5	Apr. 10	at Islanders	2-3	L(OT)

Islanders Won Division Semifinals 3-2

1985 PLAYOFFS

GAME	DATE	OPPONENT	SCORE	RESULT
1	Apr. 10	at Philadelphia	4-5	L(OT)
2	Apr. 11	at Philadelphia	1-3	L
3	Apr. 13	Philadelphia	5-6	L

Philadelphia Won Division Semifinals 3-0

1986 PLAYOFFS

GAME	DATE	OPPONENT	SCORE	RESULT
1	Apr. 9	at Philadelphia	6-2	W
2	Apr. 10	at Philadelphia	1-2	L
3	Apr. 12	Philadelphia	5-2	W
4	Apr. 13	Philadelphia	1-7	L
5	Apr. 15	at Philadelphia	5-2	W

NY Rangers Won Division Semifinals 3-2

1	Apr. 17	at Washington	4-3	W(OT)
2	Apr. 19	at Washington	1-8	L
3	Apr. 21	Washington	3-6	L
4	Apr. 23	Washington	6-5	W(OT)
5	Apr. 25	at Washington	4-2	W
6	Apr. 27	Washington	2-1	W

NY Rangers Won Division Finals 4-2

1	May 1	at Canadiens	1-2	L
2	May 3	at Canadiens	2-6	L
3	May 5	Canadiens	3-4	L(OT)
4	May 7	Canadiens	2-0	W
5	May 9	at Canadiens	1-3	L

Canadiens Won Conference Finals 4-1

1987 PLAYOFFS

GAME	DATE	OPPONENT	SCORE	RESULT
1	Apr. 8	at Philadelphia	3-0	W
2	Apr. 9	at Philadelphia	3-8	L
3	Apr. 11	Philadelphia	0-3	L
4	Apr. 12	Philadelphia	6-3	W
5	Apr. 14	at Philadelphia	1-3	L
6	Apr. 16	Philadelphia	0-5	L

Philadelphia Won Division Semifinals 4-2

1988 PLAYOFFS

Did not make playoffs

1989 PLAYOFFS

GAME	DATE	OPPONENT	SCORE	RESULT
1	Apr. 5	at Pittsburgh	1-3	L
2	Apr. 6	at Pittsburgh	4-7	L
3	Apr. 8	Pittsburgh	3-5	L
4	Apr. 9	Pittsburgh	3-4	L

Pittsburgh Won Division Semifinals 4-0

1990 PLAYOFFS

GAME	DATE	OPPONENT	SCORE	RESULT
1	Apr. 5	Islanders	2-1	W
2	Apr. 7	Islanders	5-2	W
3	Apr. 9	at Islanders	3-4	L(2OT)
4	Apr. 11	at Islanders	6-1	W
5	Apr. 13	Islanders	6-5	W

NY Rangers Won Division Semifinals 4-1

1	Apr. 19	Washington	7-3	W
2	Apr. 21	Washington	3-6	L
3	Apr. 23	at Washington	1-7	L
4	Apr. 25	at Washington	3-4	L(OT)
5	Apr. 27	Washington	1-2	L(OT)

Washington Won Division Finals 4-1

1991 PLAYOFFS

GAME	DATE	OPPONENT	SCORE	RESULT
1	Apr. 3	Washington	2-1	W
2	Apr. 5	Washington	0-3	L
3	Apr. 7	at Washington	6-0	W
4	Apr. 9	at Washington	2-3	L
5	Apr. 11	Washington	4-5	L(OT)
6	Apr. 13	at Washington	2-4	L

Washington Won Division Semifinals 4-2

1992 PLAYOFFS

GAME	DATE	OPPONENT	SCORE	RESULT
1	Apr. 19	New Jersey	2-1	W
2	Apr. 21	New Jersey	3-7	L
3	Apr. 23	at New Jersey	1-3	L
4	Apr. 25	at New Jersey	3-0	W
5	Apr. 27	New Jersey	6-5	W
6	Apr. 29	at New Jersey	3-5	L
7	May 1	New Jersey	8-4	W

NY Rangers Won Division Semifinals 4-3

1	May 3	Pittsburgh	2-4	L
2	May 5	Pittsburgh	4-2	W
3	May 7	at Pittsburgh	6-5	W(OT)
4	May 9	at Pittsburgh	4-5	L(OT)
5	May 11	Pittsburgh	2-3	L
6	May 13	at Pittsburgh	1-5	L

Pittsburgh Won Division Finals 4-2

1993 PLAYOFFS

Did not make playoffs

1994 PLAYOFFS

GAME	DATE	OPPONENT	SCORE	RESULT
1	Apr. 17	Islanders	6-0	W
2	Apr. 18	Islanders	6-0	W
3	Apr. 21	at Islanders	5-1	W
4	Apr. 24	at Islanders	5-2	W

NY Rangers Won Conference Quarterfinals 4-0

1	May 1	Washington	6-3	W
2	May 3	Washington	5-2	W
3	May 5	at Washington	3-0	W
4	May 7	at Washington	2-4	L
5	May 9	Washington	4-3	W

NY Rangers Won Conference Semifinals 4-1

1	May 15	New Jersey	3-4	L(2OT)
2	May 17	New Jersey	4-0	W
3	May 19	at New Jersey	3-2	W(2OT)
4	May 21	at New Jersey	1-3	L
5	May 23	New Jersey	1-4	L
6	May 25	at New Jersey	4-2	W
7	May 27	New Jersey	2-1	W(2OT)

NY Rangers Won Conference Finals 4-3

1	May 31	Vancouver	2-3	L(OT)
2	June 2	Vancouver	3-1	W
3	June 4	at Vancouver	5-1	W
4	June 7	at Vancouver	4-2	W
5	June 9	Vancouver	3-6	L
6	June 11	at Vancouver	1-4	L
7	June 14	Vancouver	3-2	W

NY Rangers Won Stanley Cup Finals 4-3

1995 PLAYOFFS

GAME	DATE	OPPONENT	SCORE	RESULT
1	May 6	at Quebec	4-5	L
2	May 8	at Quebec	8-3	W
3	May 10	Quebec	4-3	W(OT)
4	May 12	Quebec	3-2	W(OT)
5	May 14	at Quebec	2-4	L
6	May 16	Quebec	4-2	W

NY Rangers Won Conference Quarterfinals 4-2

1	May 21	at Philadelphia	4-5	L(OT)
2	May 22	at Philadelphia	3-4	L(OT)
3	May 24	Philadelphia	2-5	L
4	May 26	Philadelphia	1-4	L

Philadelphia Won Conference Semifinals 4-0

1996 PLAYOFFS

GAME	DATE	OPPONENT	SCORE	RESULT
1	Apr. 16	Canadiens	2-3	L(OT)
2	Apr. 18	Canadiens	3-5	L
3	Apr. 21	at Canadiens	2-1	W
4	Apr. 23	at Canadiens	4-3	W
5	Apr. 26	Canadiens	3-2	W
6	Apr. 28	at Canadiens	5-3	W

NY Rangers Won Conference Quarterfinals 4-2

1	May 3	at Pittsburgh	3-4	L
2	May 5	at Pittsburgh	6-3	W
3	May 7	Pittsburgh	2-3	L
4	May 9	Pittsburgh	1-4	L
5	May 11	at Pittsburgh	3-7	L

Pittsburgh Won Conference Semifinals 4-1

RANGERS PLAYOFF RESULTS GAME-BY-GAME

1997 PLAYOFFS

GAME	DATE	OPPONENT	SCORE	RESULT
1	Apr. 17	at Florida	0-3	L
2	Apr. 20	at Florida	3-0	W
3	Apr. 22	Florida	4-3	W(OT)
4	Apr. 23	Florida	3-2	W
5	Apr. 25	at Florida	3-2	W(OT)

NY Rangers Won Conference Quarterfinals 4-1

1	May 2	at New Jersey	0-2	L
2	May 4	at New Jersey	2-0	W
3	May 6	New Jersey	3-2	W
4	May 8	New Jersey	3-0	W
5	May 11	at New Jersey	2-1	W(OT)

NY Rangers Won Conference Semifinals 4-1

1	May 16	at Philadelphia	1-3	L
2	May 18	at Philadelphia	5-4	W
3	May 20	Philadelphia	3-6	L
4	May 23	Philadelphia	2-3	L
5	May 25	at Philadelphia	2-4	L

Philadelphia Won Conference Finals 4-1

1998 PLAYOFFS

Did not make playoffs

1999 PLAYOFFS

Did not make playoffs

2000 PLAYOFFS

Did not make playoffs

2001 PLAYOFFS

Did not make playoffs

2002 PLAYOFFS

Did not make playoffs

2003 PLAYOFFS

Did not make playoffs

2004 PLAYOFFS

Did not make playoffs

2006 PLAYOFFS

GAME	DATE	OPPONENT	SCORE	RESULT
1	Apr. 22	at New Jersey	1-6	L
2	Apr. 24	at New Jersey	1-4	L
3	Apr. 26	New Jersey	0-3	L
4	Apr. 29	New Jersey	2-4	L

New Jersey Won Conference Quarterfinals 4-0

2007 PLAYOFFS

GAME	DATE	OPPONENT	SCORE	RESULT
1	Apr. 12	at Atlanta	4-3	W
2	Apr. 14	at Atlanta	2-1	W
3	Apr. 17	Atlanta	7-0	W
4	Apr. 18	Atlanta	4-2	W

NY Rangers Won Conference Quarterfinals 4-0

1	Apr. 25	at Buffalo	2-5	L
2	Apr. 27	at Buffalo	2-3	L
3	Apr. 29	Buffalo	2-1	W(2OT)
4	May 1	Buffalo	2-1	W
5	May 4	at Buffalo	1-2	L(OT)
6	May 6	Buffalo	4-5	L

Buffalo Won Conference Semifinals 4-2

2008 PLAYOFFS

GAME	DATE	OPPONENT	SCORE	RESULT
1	Apr. 9	at New Jersey	4-1	W
2	Apr. 11	at New Jersey	2-1	W
3	Apr. 13	New Jersey	3-4	L(OT)
4	Apr. 16	New Jersey	5-3	W
5	Apr. 18	at New Jersey	5-3	W

NY Rangers Won Conference Quarterfinals 4-1

1	Apr. 25	at Pittsburgh	4-5	L
2	Apr. 27	at Pittsburgh	0-2	L
3	Apr. 29	Pittsburgh	3-5	L
4	May 1	Pittsburgh	3-0	W
5	May 4	at Pittsburgh	2-3	L(OT)

Pittsburgh Won Conference Semifinals 4-1

2009 PLAYOFFS

GAME	DATE	OPPONENT	SCORE	RESULT
1	Apr. 15	at Washington	4-3	W
2	Apr. 18	at Washington	1-0	W
3	Apr. 20	Washington	0-4	L
4	Apr. 22	Washington	2-1	W
5	Apr. 24	at Washington	0-4	L
6	Apr. 26	Washington	3-5	L
7	Apr. 28	at Washington	1-2	L

Washington Won Conference Quarterfinals 4-3

2010 PLAYOFFS

Did not make playoffs

2011 PLAYOFFS

GAME	DATE	OPPONENT	SCORE	RESULT
1	Apr. 13	at Washington	1-2	L(OT)
2	Apr. 15	at Washington	0-2	L
3	Apr. 17	Washington	3-2	W
4	Apr. 20	Washington	3-4	L(2OT)
5	Apr. 23	at Washington	1-3	L

Washington Won Conference Quarterfinals 4-1

RANGERS PLAYOFF RESULTS GAME-BY-GAME

2012 PLAYOFFS

GAME	DATE	OPPONENT	SCORE	RESULT
1	Apr. 12	Ottawa	4-2	W
2	Apr. 14	Ottawa	2-3	L (OT)
3	Apr. 16	at Ottawa	1-0	W
4	Apr. 18	at Ottawa	2-3	L(OT)
5	Apr. 21	Ottawa	0-2	L
6	Apr. 23	at Ottawa	3-2	W
7	Apr. 26	Ottawa	2-1	W
NY Rangers Won Conference Quarterfinals 4-3				
1	Apr. 28	Washington	3-1	W
2	Apr. 30	Washington	2-3	L
3	May 2	at Washington	2-1	W(3OT)
4	May 5	at Washington	2-3	L
5	May 7	Washington	3-2	W(OT)
6	May 9	at Washington	1-2	L
7	May 12	Washington	2-1	W
NY Rangers Won Conference Semifinals 4-3				
1	May 14	New Jersey	3-0	W
2	May 16	New Jersey	2-3	L
3	May 19	at New Jersey	3-0	W
4	May 21	at New Jersey	1-4	L
5	May 23	New Jersey	3-5	L
6	May 25	at New Jersey	2-3	L (OT)
New Jersey Won Conference Finals 4-2				

2013 PLAYOFFS

GAME	DATE	OPPONENT	SCORE	RESULT
1	May 2	at Washington	1-3	L
2	May 4	at Washington	0-1	L (OT)
3	May 5	Washington	4-3	W
4	May 8	Washington	4-3	W
5	May 10	at Washington	1-2	L (OT)
6	May 12	Washington	1-0	W
7	May 13	at Washington	5-0	W
NY Rangers Won Conference Quarterfinals 4-3				
1	May 16	at Boston	2-3	L (OT)
2	May 19	at Boston	2-5	L
3	May 21	Boston	1-2	L
4	May 23	Boston	4-3	W (OT)
5	May 25	at Boston	1-3	L
Boston Won Conference Semifinals 4-1				

2014 PLAYOFFS

GAME	DATE	OPPONENT	SCORE	RESULT
1	Apr. 17	Philadelphia	4-1	W
2	Apr. 20	Philadelphia	2-4	L
3	Apr. 22	at Philadelphia	4-1	W
4	Apr. 25	at Philadelphia	1-2	L
5	Apr. 27	Philadelphia	4-2	W
6	Apr. 29	at Philadelphia	2-5	L
7	Apr. 30	Philadelphia	2-1	W
NY Rangers Won Division Semifinals 4-3				
1	May 2	at Pittsburgh	3-2	W(OT)
2	May 4	at Pittsburgh	0-3	L
3	May 5	Pittsburgh	0-2	L
4	May 7	Pittsburgh	2-4	L
5	May 9	at Pittsburgh	5-1	W
6	May 11	Pittsburgh	3-1	W
7	May 13	at Pittsburgh	2-1	W
NY Rangers Won Division Finals 4-3				
1	May 17	at Montreal	7-2	W
2	May 19	at Montreal	3-1	W
3	May 22	Montreal	2-3	L(OT)
4	May 25	Montreal	3-2	W(OT)
5	May 27	at Montreal	4-7	L
6	May 29	Montreal	1-0	W
NY Rangers Won Conference Finals 4-2				
1	June 4	at Los Angeles	2-3	L(OT)
2	June 7	at Los Angeles	4-5	L(2OT)
3	June 9	Los Angeles	0-3	L
4	June 11	Los Angeles	2-1	W
5	June 13	at Los Angeles	2-3	L(2OT)
Los Angeles Won Stanley Cup Final 4-1				

ALL-TIME PLAYOFF OVERTIME RESULTS

DATE	PLACE	OPPONENT	GAME/SERIES	FINAL SCORE	GOAL SCORER	TIME	SERIES WINNER
4-7-28	Mtl.	Maroons	2/F	2-1	Frank Boucher	7:05	Rangers
3-21-29	MSG	Americans	2/Q	1-0	Butch Keeling	29:50	Rangers
3-26-29	Tor.	Maple Leafs	2/S	2-1	Frank Boucher	2:03	Rangers
3-28-30	Mtl.	Canadiens	1/S	1-2	Gus Rivers	68:52	Canadiens
3-26-32	Mtl.	Canadiens	2/S	4-3	Bun Cook	59:32	Rangers
4-13-33	Tor.	Maple Leafs	4/S	1-0	Bill Cook*	7:33	Rangers
3-25-37	MSG	Maple Leafs	2/Q	2-1	Babe Pratt	13:05	Rangers
3-22-38	MSG	Americans	1/Q	1-2	Johnny Sorrell	21:25	Americans
3-27-38	MSG	Americans	3/Q	2-3	Lorne Carr	60:40	Americans
3-21-39	MSG	Bruins	1/S	1-2	Mel Hill	59:25	Bruins
3-23-39	Bos.	Bruins	2/S	2-3	Mel Hill	8:24	Bruins
3-30-39	Bos.	Bruins	5/S	2-1	Snuffy Smith	17:19	Bruins
4-2-39	Bos.	Bruins	7/S	1-2	Mel Hill	48:00	Bruins
4-2-40	MSG	Maple Leafs	1/F	2-1	Alf Pike	15:30	Rangers
4-11-40	Tor.	Maple Leafs	5/F	2-1	Muzz Patrick	11:43	Rangers
4-13-40	Tor.	Maple Leafs	6/F	3-2	Bryan Hextall*	2:07	Rangers
3-20-41	Det.	Red Wings	1/Q	1-2	Gus Giesebrecht	12:01	Red Wings
4-4-50	Mtl.	Canadiens	4/S	2-3	Elmer Lach	15:19	Rangers
4-18-50	Det.	Red Wings	4/F	4-3	Don Raleigh	8:34	Red Wings
4-20-50	Det.	Red Wings	5/F	2-1	Don Raleigh	1:38	Red Wings
4-23-50	Det.	Red Wings	7/F	3-4	Pete Babando*	28:31	Red Wings
3-28-57	MSG	Canadiens	2/S	4-3	Andy Hebenton	13:38	Canadiens
4-4-57	Mtl.	Canadiens	5/S	3-4	Maurice Richard	1:11	Canadiens
3-27-58	MSG	Bruins	2/S	3-4	Jerry Toppazzini	4:46	Bruins
4-5-62	Tor.	Maple Leafs	5/S	2-3	Red Kelly	24:23	Maple Leafs
4-13-67	MSG	Canadiens	4/S	1-2	John Ferguson	6:28	Canadiens
4-15-71	Tor.	Maple Leafs	6/Q	2-1	Bob Nevin	9:07	Rangers
4-18-71	Chi.	Blackhawks	1/S	2-1	Pete Stemkowski	1:37	Blackhawks
4-27-71	Chi.	Blackhawks	5/S	2-3	Bobby Hull	6:35	Blackhawks
4-29-71	MSG	Blackhawks	6/S	3-2	Pete Stemkowski	41:29	Blackhawks
4-16-74	Mtl.	Canadiens	5/Q	3-2	Ron Harris	4:07	Rangers
4-28-74	MSG	Flyers	4/S	2-1	Rod Gilbert	4:20	Flyers
4-11-75	MSG	Islanders	3/P	3-4	J.P. Parise	0:11	Islanders
4-13-78	MSG	Sabres	2/P	4-3	Don Murdoch	1:37	Sabres
4-12-79	L.A.	Kings	2/P	2-1	Phil Esposito	6:11	Rangers
4-16-79	Phi.	Flyers	1/Q	2-3	Ken Linseman	0:44	Rangers
4-28-79	Nass.	Islanders	2/SF	3-4	Denis Potvin	8:02	Rangers
5-3-79	MSG	Islanders	4/SF	2-3	Bob Nystrom	3:40	Rangers
5-19-79	MSG	Canadiens	4/F	3-4	Serge Savard	7:25	Canadiens
4-8-80	MSG	Flames	1/P	2-1	Steve Vickers	0:33	Rangers
4-18-82	MSG	Islanders	3/DF	3-4	Bryan Trottier	3:00	Islanders
4-10-84	Nass.	Islanders	5/DSF	2-3	Ken Morrow	8:56	Islanders
4-10-85	Phi.	Flyers	1/DSF	4-5	Mark Howe	8:01	Flyers
4-17-86	Wsh.	Capitals	1/DF	4-3	Brian MacLellan	1:16	Rangers
4-23-86	MSG	Capitals	4/DF	6-5	Bob Brooke	2:40	Rangers
5-5-86	MSG	Canadiens	3/CF	3-4	Claude Lemieux	9:41	Canadiens
4-9-90	Nass.	Islanders	3/DSF	3-4	Brent Sutter	20:59	Rangers
4-25-90	Wsh.	Capitals	4/DF	3-4	Rod Langway	0:34	Capitals
4-27-90	MSG	Capitals	5/DF	1-2	John Druce	6:48	Capitals
4-11-91	MSG	Capitals	5/DSF	4-5	Dino Ciccarelli	6:44	Capitals
5-7-92	Pit.	Penguins	3/DF	6-5	Kris King	1:29	Penguins
5-9-92	Pit.	Penguins	4/DF	4-5	Ron Francis	2:47	Penguins
5-15-94	MSG	Devils	1/CF	3-4	Stephane Richer	35:23	Rangers
5-19-94	N.J.	Devils	3/CF	3-2	Stephane Matteau	26:13	Rangers
5-27-94	MSG	Devils	7/CF	2-1	Stephane Matteau	24:24	Rangers
5-31-94	MSG	Canucks	1/F	2-3	Greg Adams	19:26	Rangers
5-12-95	MSG	Nordiques	4/Q	3-2	Steve Larmer	8:09	Rangers
5-21-95	Phi.	Flyers	1/CSF	4-5	Eric Desjardins	7:03	Flyers
5-22-95	Phi.	Flyers	2/CSF	3-4	Kevin Haller	0:25	Flyers
4-16-96	MSG	Canadiens	1/CQF	2-3	Vincent Damphousse	5:04	Rangers
4-22-97	MSG	Panthers	3/CQF	4-3	Esa Tikkanen	16:29	Rangers
4-25-97	Fla.	Panthers	5/CQF	3-2	Esa Tikkanen	12:02	Rangers
5-11-97	N.J.	Devils	5/CSF	2-1	Adam Graves	14:08	Rangers
4-29-07	MSG	Sabres	3/CSF	2-1	Michal Rozsival	36:43	Sabres
5-4-07	Buf.	Sabres	5/CSF	1-2	Maxim Afinogenov	4:39	Sabres
4-13-08	MSG	Devils	3/CQF	3-4	John Madden	6:01	Rangers
5-4-08	Pit.	Penguins	5/CSF	2-3	Marian Hossa	7:10	Penguins
4-13-11	Wsh.	Capitals	1/CQF	1-2	Alexander Semin	18:24	Capitals
4-20-11	MSG	Capitals	4/CQF	3-4	Jason Chimera	32:36	Capitals
4-14-12	MSG	Senators	2/CQF	2-3	Chris Neil	1:17	Rangers
4-18-12	Ott.	Senators	4/CQF	2-3	Kyle Turris	2:42	Rangers
5-2-12	Wsh.	Capitals	3/CSF	2-1	Marian Gaborik	54:41	Rangers
5-7-12	MSG	Capitals	5/CSF	3-2	Marc Staal	1:35	Rangers
5-25-12	N.J.	Devils	6/CF	2-3	Adam Henrique	1:03	Devils
5-4-13	Wsh.	Capitals	2/QF	0-1	Mike Green	8:00	Rangers
5-10-13	Wsh.	Capitals	5/QF	1-2	Mike Ribeiro	15:40	Rangers
5-16-13	Bos.	Bruins	1/SF	2-3	Brad Marchand	9:24	Bruins
5-23-13	MSG	Bruins	4/SF	4-3	Chris Kreider	7:03	Bruins
5-2-14	Pit.	Penguins	1/DF	3-2	Derick Brassard	3:06	Rangers
5-22-14	MSG	Canadiens	3/CF	2-3	Alex Galchenyuk	1:12	Rangers
5-25-14	MSG	Canadiens	4/CF	3-2	Martin St. Louis	6:02	Rangers
6-4-14	L.A.	Kings	1/F	2-3	Justin Williams	4:36	Kings
6-7-14	L.A.	Kings	2/F	4-5	Dustin Brown	30:26	Kings
6-13-14	L.A.	Kings	5/F	2-3	Alec Martinez*	34:43	Kings

P: Preliminaries; Q: Quarterfinals; DSF: Division Semifinals; DF: Division Finals; CQF: Conference Quarterfinals; CSF: Conference Semifinals; CF: Conference Finals; S: Semifinals; F: Finals.

* Goal decided Stanley Cup.

ALL-TIME PLAYOFF SCORING LIST

	NAME & POSITION	GP	G	A	PTS	PIM
1	Brian Leetch (D)	82	28	61	89	30
2	Mark Messier (C)	70	29	51	80	69
3	Rod Gilbert (R)	79	34	33	67	43
4	Don Maloney (L)	85	22	35	57	91
5	Walt Tkaczuk (C)	93	19	32	51	119
6	Steve Vickers (L)	68	24	25	49	58
7	Ron Greschner (D)	84	17	32	49	106
8	Ron Duguay (C)	69	28	19	47	103
9	Anders Hedberg (R)	58	22	24	46	31
10	Adam Graves (L)	68	28	16	44	70
11	Brad Park (D)	64	12	32	44	129
12	Jean Ratelle (C)	65	9	33	42	14
13	Vic Hadfield (L)	61	22	19	41	106
14	Alexei Kovalev (R)	44	16	23	39	42
15	Pete Stemkowski (C)	55	18	18	36	75
16	Frank Boucher (C)	54	16	20	36	12
17	Bill Fairbairn (R)	52	13	21	34	42
18	Barry Beck (D)	49	10	22	32	77
19	Bobby Rousseau (R)	38	9	22	31	15
20	James Patrick (D)	63	5	26	31	62
21	Sergei Zubov (D)	32	8	22	30	2
22	Derek Stepan (C)	61	10	19	29	10
23	Brad Richards (C)	55	12	16	28	14
24	Ted Irvine (L)	60	10	18	28	102
25	Reijo Ruotsalainen (D)	43	11	16	27	22
26	Phil Esposito (C)	30	11	16	27	33
27	Jaromir Jagr (R)	23	10	17	27	26
28	Phil Watson (R)	45	7	20	27	51
29	Mike Gartner (R)	29	14	12	26	16
30	Pierre Larouche (R)	27	14	12	26	8
31	Neil Colville (C)	46	7	19	26	32
32	Dan Girardi (D)	89	6	20	26	30
33	Ryan McDonagh (D)	62	5	20	25	29
34	Ryan Callahan (R)	59	14	10	24	38
35	Bill Cook (R)	46	13	11	24	68
36	Alex Shibicky (R)	39	12	12	24	12
37	Bruce MacGregor (C)	52	10	14	24	10
38	Derick Brassard (C)	35	8	16	24	10
39	Dave Maloney (D)	48	7	17	24	91
40	Mark Pavelich (C)	23	7	17	24	14
41	Eddie Johnstone (R)	53	13	10	23	83
42	Cecil Dillon (R)	38	13	9	22	14
43	Butch Keeling (L)	47	11	11	22	34
44	Chris Kreider (L)	41	11	11	22	20
45	Ulf Nilsson (C)	25	8	14	22	27
46	Sergei Nemchinov (L)	52	7	15	22	18
47	Dale Rolfe (D)	50	5	17	22	59
48	Carl Hagelin (L)	54	10	11	21	33
49	Murray Murdoch (L)	55	9	12	21	28
50	Carol Vadnais (D)	54	5	16	21	65
51	Esa Tikkanen (L)	38	13	7	20	60
52	Steve Larmer (R)	33	11	9	20	20
53	Wayne Gretzky (C)	15	10	10	20	2
54	Tomas Sandstrom (R)	29	8	12	20	52
55	Mats Zuccarello (L)	38	6	14	20	26
56	Martin Straka (C)	24	5	15	20	20
57	Bernie Nicholls (C)	15	11	8	19	24
58	Brian Boyle (C)	58	9	10	19	42
59	Mac Colville (R)	40	9	10	19	14
60	Pat Verbeek (R)	21	7	12	19	32
61	Bun Cook (L)	46	15	3	18	50
62	Bob Nevin (R)	33	6	12	18	8
63	Jim Neilson (D)	65	1	17	18	61

ALL-TIME PLAYOFF LEADERS

GAMES	
PLAYER	TOTAL
Walt Tkaczuk (C)	93
Dan Girardi (D)	89
Don Maloney (LW)	85
Ron Greschner (D)	84
Brian Leetch (D)	82
Rod Gilbert (RW)	79
Mark Messier (C)	70
Jeff Beukeboom (D)	70
Ron Duguay (C)	69
Steve Vickers (LW)	68
Adam Graves (LW)	68
Marc Staal (D)	68
Murrary Murdoch (LW)	66
Jean Ratelle (C)	65
Jim Neilson (D)	65

GOALS	
Rod Gilbert (RW)	34
Mark Messier (C)	29
Adam Graves (LW)	28
Ron Duguay (C)	28
Brian Leetch (D)	28
Steve Vickers (LW)	24
Anders Hedberg (RW)	22
Vic Hadfield (LW)	22
Don Maloney (LW)	22
Walt Tkaczuk (C)	19
Ron Greschner (D)	17
Alexei Kovalev (RW)	16
Frank Boucher (C)	16
Pete Stemkowski (C)	16
Fred "Bun" Cook (LW)	15

ASSISTS	
Brian Leetch (D)	61
Mark Messier (C)	51
Don Maloney (LW)	35
Jean Ratelle (C)	33
Rod Gilbert (RW)	33
Brad Park (D)	32
Ron Greschner (D)	32
Walt Tkaczuk (C)	32
James Patrick (D)	26
Steve Vickers (LW)	25
Anders Hedberg (RW)	24
Alex Kovalev (RW)	23
Sergei Zubov (D)	22
Bobby Rousseau (RW)	22
Barry Beck (D)	22
Bill Fairbairn (RW)	21
Phil Watson (RW)	20
Dan Girardi (D)	20
Ryan McDonagh (D)	20

PENALTY MINUTES	
Ching Johnson (D)	159
Jeff Beukeboom (D)	147
Ed Hospodar (D)	135
Brad Park (D)	129
Mark Hardy (D)	128
Walt Tkaczuk (C)	119

GOALS BY A DEFENSEMAN	
PLAYER	TOTAL
Brian Leetch	28
Ron Greschner	17
Brad Park	12
Reijo Ruotsalainen	11
Barry Beck	10
Babe Pratt	9
Sergei Zubov	8
Dave Maloney	7
Ott Heller	6
Dan Girardi	6
Marc Staal	6

ASSISTS BY A DEFENSEMAN	
Brian Leetch	61
Brad Park	32
Ron Greschner	32
James Patrick	26
Sergei Zubov	22
Barry Beck	22
Dan Girardi	20
Ryan McDonagh	20

POINTS BY A DEFENSEMAN	
Brian Leetch	89
Ron Greschener	49
Brad Park	44
Barry Beck	32
James Patrick	31
Sergei Zubov	30
Reijo Ruotsalainen	27
Dan Girardi	26
Ryan McDonagh	25
Dave Maloney	24
Dale Rolfe	22
Carol Vadnais	21

WINS	
Henrik Lundqvist	43
Mike Richter	41
Ed Giacomin	29
Dave Kerr	17
John Davidson	16
John Vanbiesbrouck	13
Ed Mio	9
Chuck Rayner	9
Joh Ross Roach	9
Steve Baker	7
Andy Aitkenhead	6
Gilles Villemure	5
Lorne Worsley	5

SHUTOUTS	
Mike Richter	9
Henrik Lundqvist	9
Dave Kerr	7
John Ross Roach	5
Andy Aitkenhead	3
Lorne Chabot	2
John Vanbiesbrouck	2
Ed Giacomin	1

APPEARANCES	
Henrik Lundqvist	92
Mike Richter	76
Ed Giacomin	65
John Vanbiesbrouck	38
Dave Kerr	32

SINGLE SEASON PLAYOFF LEADERS

GOALS		
PLAYER	YEAR	TOTAL
Mark Messier	1993-94	12
Brian Leetch	1993-94	11
Adam Graves	1993-94	10
Wayne Gretzky	1996-97	10
Steve Larmer	1993-94	9
Alexei Kovalev	1993-94	9
Esa Tikkanen	1996-97	9
Cecil Dillon	1932-33	8
Vic Hadfield	1970-71	8
Phil Esposito	1978-79	8
Ron Duguay	1980-81	8
Anders Hedberg	1980-81	8
Ulf Nilsson	1980-81	8
Pierre Larouche	1985-86	8
Mike Gartner	1991-92	8
Martin St. Louis	2013-14	8

ASSISTS		
Brian Leetch	1993-94	23
Mark Messier	1993-94	18
Sergei Zubov	1993-94	14
Don Maloney	1978-79	13
Ryan McDonagh	2013-14	13
Phil Esposito	1978-79	12
Alexei Kovalev	1993-94	12
Bobby Rousseau	1971-72	11
Mike McEwen	1978-79	11
Brian Leetch	1991-92	11
Mark Messier	1994-95	10
Wayne Gretzky	1996-97	10
Jaromir Jagr	2007-08	10
Derick Brassard	2012-13	10
Derek Stepan	2013-14	10

POINTS		
Brian Leetch	1993-94	34
Mark Messier	1993-94	30
Alexei Kovalev	1993-94	21
Don Maloney	1978-79	20
Phil Esposito	1978-79	20
Wayne Gretzky	1996-97	20
Sergei Zubov	1993-94	19
Bobby Rousseau	1971-72	17
Ron Duguay	1980-81	17
Pierre Larouche	1985-86	17
Adam Graves	1993-94	17
Ryan McDonagh	2013-14	17

PENALTY MINUTES		
Ed Hospodar	1980-81	93
Troy Malette	1989-90	81
Chris Kotsopoulos	1980-81	63
Jeff Beukeboom	1993-94	50
Jeff Beukeboom	1991-92	47
Ching Johnson	1927-28	46
Vic Hadfield	1970-71	46
Gary Doak	1971-72	46
Lerry Melnyk	1985-86	46
Dave Maloney	1978-79	45
Wilf Paiement	1985-86	45

POWER PLAY GOALS		
Adam Graves	1995-96	6
Alexei Kovalev	1993-94	5
Rod Gilbert	1971-72	4
Ron Greschner	1978-79	4
Robbie Ftorek	1981-82	4
Pierre Larouche	1985-86	4
Wilf Paiement	1985-86	4
Mike Gartner	1989-90	4
Brian Leetch	1993-94	4

SHORTHANDED GOALS		
Cecil Dillon	1932-33	3
Mac Volville	1939-40	2
Bob Brooke	1985-86	2
Wilf Paiement	1985-86	2
Mark Messier	1991-92	2
Carl Hagelin	2013-14	2

GOALS BY A ROOKIE		
Don Maloney	1978-79	7
Mike Ridley	1985-86	6
Steve Vickers	1972-73	5
Lance Nethery	1980-81	5
Chris Kreider	2011-12	5
Chris Kreider	2013-14	5
Anders Hedberg	1978-79	4
Reijo Ruotsalainen	1981-82	4
Niklas Sundstrom	1995-96	4
Brandon Dubinsky	2007-08	4

POINTS BY A ROOKIE		
PLAYER	YEAR	TOTAL
Don Maloney	1978-79	20
Mike Ridley	1985-86	14
Chris Kreider	2013-14	13
Steve Vickers	1972-73	9
Reijo Ruotsalainen	1981-82	9
Tony Amonte	1991-92	9
Lance Nethery	1980-81	8
Peter Wallin	1980-81	8
Brandon Dubinsky	2007-08	8
Mikko Leinonen	1981-82	7
Kelly Miller	1985-86	7
Darren Turcotte	1989-90	7
Niklas Sundstrom	1995-96	7
Chris Kreider	2011-12	7

GOALS BY A DEFENSEMAN		
Brian Leetch	1993-94	11
Ron Greschner	1978-79	7
Brian Leetch	1994-95	6
Barry Beck	1980-81	5
Sergei Zubov	1993-94	5
Brad Park	1971-72	4
Dale Rolfe	1971-72	4
Brad Park	1973-74	4
Ron Greschner	1980-81	4
Reijo Ruotsalainen	1981-82	4
Reijo Ruotsalainen	1982-83	4
Brian Leetch	1991-92	4
Ryan McDonagh	2013-14	4

POINTS BY A DEFENSEMAN		
Brian Leetch	1993-94	34
Sergei Zubov	1993-94	19
Ryan McDonagh	2013-14	17
Brian Leetch	1991-92	15
Brian Leetch	1994-95	14
Mike McEwen	1978-79	13
Barry Beck	1980-81	13
Brad Park	1973-74	12
Ron Greschner	1978-79	12
Ron Greschner	1980-81	12
Dan Girardi	2011-12	12
Brad Park	1971-72	11
Carol Vadnais	1978-79	11
James Patrick	1989-90	11
Sergei Zubov	1994-95	11

WINS		
Mike Richter	1993-94	16
Henrik Lundqvist	2013-14	13
John Davidson	1978-79	11
Henrik Lundqvist	2011-12	10
Mike Richter	1996-97	9
Dave Kerr	1939-40	8
John Vanbiesbrouch	1985-86	8
Chuck Rayner	1949-50	7
Ed Giacomin	1970-71	7
Ed Giacomin	1973-74	7
Steve Baker	1980-81	7
Andy Aitkenhead	1932-33	6
Dave Kerr	1936-37	6
Ed Giacomin	1971-72	6
Henrik Lundqvist	2006-07	6

SHUTOUTS		
Dave Kerr	1936-37	4
Mike Richter	1993-94	4
John Roach	1928-29	3
Dave Kerr	1939-40	3
Mike Richter	1996-97	3
Henrik Lundqvist	2011-12	3
Andy Aitkenhead	1932-33	2
Henrik Lundqvist	2012-13	2

APPEARANCES		
Henrik Lundqvist	2013-14	25
Mike Richter	1993-94	23
Henrik Lundqvist	2011-12	20
John Davidson	1978-79	18
John Vanbiesbrouck	1985-86	16
Mike Richter	1996-97	15
Steve Baker	1980-81	14
Ed Giacomin	1973-74	13
Dave Kerr	1939-40	12
Chuck Rayner	1949-50	12
Ed Giacomin	1970-71	12
Henrik Lundqvist	2012-13	12
Mike Richter	1995-96	11
Henrik Lundqvist	2006-07	10
Henrik Lundqvist	2007-08	10

STANLEY CUP WINNING GOALS

BY RANGERS		
YEAR	**PLAYER, OPPONENT**	**LOCATION**
1928	Frank Boucher vs. Montreal Maroons	at Montreal
1933	Bill Cook vs. Toronto Maple Leafs	at Toronto
1940	Bryan Hextall, Sr. vs. Toronto Maple Leafs	at Toronto
1994	Mark Messier vs. Vancouver Canucks	at Madison Square Garden

AGAINST RANGERS		
YEAR	**PLAYER, TEAM**	**LOCATION**
1929	Bill Carson — Boston Bruins	at Madison Square Garden
1932	Ace Bailey — Toronto Maple Leafs	at Toronto
1937	Marty Barry — Detroit Red Wings	at Detroit
1950	Pete Babando — Detroit Red Wings	at Detroit
1972	Bobby Orr — Boston Bruins	at Madison Square Garden
1979	Jacques Lemaire — Montreal Canadiens	at Montreal
2014	Alec Martinez – Los Angeles Kings	at Los Angeles

ALL-TIME PLAYOFF HAT TRICKS

Frank Boucher vs. Toronto, 4/9/32 at Toronto, Finals Game 3, 6-4 Maple Leafs, Opposing Goalie: Lorne Chabot.

Bryan Hextall vs. Toronto, 4/3/40 at New York, Finals Game 2, 6-2 Rangers, Opposing Goalie: Turk Broda.

Pentti Lund vs. Montreal, 4/2/50 at New York, Semifinals Game 3, 4-1 Rangers, Opposing Goalie: Bill Durnan.

Vic Hadfield vs. Chicago, 4/22/71 at New York, Semifinals Game 3, 4-1 Rangers, Opposing Goalie: Tony Esposito.

Steve Vickers vs. Boston, 4/10/73 at Boston, Quarterfinals Game 5, 6-3 Rangers, Opposing Goalies: Ross Brooks & Eddie Johnston.

Ron Duguay vs. Philadelphia, 4/20/80 at New York, Quarterfinals Game 4, 4-2 Rangers, Opposing Goalie: Pete Peeters.

Mike Gartner vs. Islanders, 4/13/90 at New York, Division Semifinals Game 5, 6-5 Rangers, Opposing Goalie: Mark Fitzpatrick.

Bernie Nicholls vs. Washington, 4/19/90 at New York, Division Finals Game 1, 7-3 Rangers, Opposing Goalie: Mike Liut.

Mike Gartner vs. New Jersey, 4/27/92 at New York, Division Semifinals Game 5, 8-5 Rangers, Opposing Goalie: Chris Terreri.

Mark Messier vs. New Jersey, 5/25/94 at New Jersey, Conference Finals Game 6, 4-2 Rangers, Opposing Goalie: Martin Brodeur (Empty Net).

Brian Leetch vs. Philadelphia, 5/22/95 at Philadelphia, Conference Semifinals Game 2, 4-3 Flyers, Opposing Goalie: Ron Hextall.

Wayne Gretzky vs. Florida, 4/23/97 at New York, Conference Quarterfinals Game 4, 3-2 Rangers, Opposing Goalie: John Vanbiesbrouck.

Wayne Gretzky vs. Philadelphia, 5/18/97 at Philadelphia, Conference Finals Game 2, 5-4 Rangers, Opposing Goalie: Garth Snow.

Michael Nylander vs. Atlanta, 4/17/07 at New York, Conference Quarterfinals Game 3, 7-0 Rangers, Opposing Goalie: Kari Lehtonen.

ALL-TIME PLAYOFF HAT TRICKS AGAINST

Busher Jackson 4/5/32 at New York, Finals Game 1, 6-4 Maple Leafs, Goalie: John Roach.

Maurice Richard 3/20/56 at Montreal, Semifinals Game 1, 7-1 Canadiens, Goalie: Gump Worsley.

Bernie Geoffrion 3/30/57 at Montreal, Semifinals Game 3, 8-3 Canadiens, Goalie: Gump Worsley.

Jerry Toppazzini 4/5/58 at Boston, Semifinals Game 6, 8-2 Boston, Goalie: Gump Worsley.

Phil Esposito 4/8/70 at Boston, Quarterfinals Game 1, 8-2 Boston, Goalie: Ed Giacomin.

Ken Hodge 4/30/72 at Boston, Finals Game 1, 6-5 Boston, Goalie: Ed Giacomin.

Yvan Cournoyer 4/11/74 at Montreal, Quarterfinals Game 2, 4-1 Canadiens, Goalie: Ed Giacomin.

Duane Sutter 4/15/83 at Long Island, Division Semiinals Game 2, 5-0 Islanders, Goalie: Glen Hanlon.

Tim Kerr 4/13/85 at New York, Division Semifinals Game 3, 6-5 Flyers, Goalie: Glen Hanlon.

Peter Zezel 4/13/86 at New York, Division Semifinals Game 4, 7-1 Flyers, Goalie: John Vanbiesbrouck.

John Druce 4/21/90 at Washington, Division Finals Game 2, 6-3 Capitals, Goalie: John Vanbiesbrouck.

Ron Francis 5/9/92 at Pittsburgh, Division Finals Game 4, 5-4 Penguins, Goalies: John Vanbiesbrouck & Mike Richter.

Joe Sakic 5/6/95 at Quebec, Conference Quarterfinals Game 1, 5-4 Nordiques, Goalie: Mike Richter.

John LeClair 5/21/95 at Philadelphia, Conference Semifinals Game 1, 5-4 Flyers, Goalie: Mike Richter.

Jaromir Jagr 5/11/96 at Pittsburgh, Conference Semifinals Game 5, 7-3 Penguins, Goalie: Mike Richter.

Mario Lemieux 5/11/96 at Pittsburgh, Conference Semifinals Game 5, 7-3 Penguins, Goalie: Mike Richter.

Eric Lindros 5/20/97 at New York, Conference Finals, Game 3, 6-3 Flyers, Goalie: Mike Richter.

John Madden 4/24/06 at New Jersey, Conference Quarterfinals, Game 2, 4-1 Devils, Goalie: Kevin Weekes.

Wayne Simmonds 4/29/14 at Philadelphia, Division Semifinals, Game 6, 5-2 Flyers, Goalie: Henrik Lundqvist.

Rene Bourque 5/27/14 at Montreal, Conference Finals, Game 5, 7-4 Canadiens, Goalies: Henrik Lundqvist & Cam Talbot.

RANGERS YEAR-BY-YEAR PLAYOFF SCORING

1926-27	GP	G	A	PTS	PIM
Bill Cook	2	1	0	1	6
Taffy Abel	2	0	1	1	8
Frank Boucher	2	0	0	0	4
Leo Bourgeault	2	0	0	0	4
Stan Brown	2	0	0	0	0
Lorne Chabot	2	0	0	0	0
Bun Cook	2	0	0	0	6
Ching Johnson	2	0	0	0	8
Reg Mackey	1	0	0	0	0
Paul Thompson	2	0	0	0	0

1927-28	GP	G	A	PTS	PIM
Frank Boucher	9	7	3	10	2
Bill Cook	9	2	3	5	26
Bun Cook	9	2	1	3	10
Murray Murdoch	9	2	1	3	12
Ching Johnson	9	1	1	2	46
Clarence Abel	9	1	0	1	14
Alex Gray	9	1	0	1	0
Leo Bourgeault	9	0	0	0	8
Bill Boyd	9	0	0	0	4
Patsy Callighen	9	0	0	0	0
Lorne Chabot	6	0	0	0	0
Joe Miller	3	0	0	0	0
Lester Patrick	1	0	0	0	0
Paul Thompson	8	0	0	0	30

1928-29	GP	G	A	PTS	PIM
Butch Keeling	6	3	0	3	2
Paul Thompson	6	0	2	2	6
Frank Boucher	6	1	0	1	0
Bun Cook	6	1	0	1	12
Clarence Abel	6	0	0	0	8
Leo Bourgeault	6	0	0	0	0
Bill Boyd	1	0	0	0	0
Gerry Carson	5	0	0	0	0
Bill Cook	6	0	0	0	6
Leroy Goldsworthy	1	0	0	0	0
Ching Johnson	6	0	0	0	26
Murray Murdoch	6	0	0	0	2
Russell Oatman	4	0	0	0	0
John Ross Roach	6	0	0	0	0
Sparky Vail	6	0	0	0	2

1929-30	GP	G	A	PTS	PIM
Murray Murdoch	4	3	0	3	6
Butch Keeling	4	0	3	3	8
Bun Cook	4	2	0	2	2
Frank Boucher	3	1	1	2	0
Leo Bourgeault	3	1	1	2	6
Bill Cook	4	0	1	1	11
Leroy Goldsworthy	4	0	0	0	2
Ching Johnson	4	0	0	0	14
Leo Quenneville	3	0	0	0	0
Bill Regan	4	0	0	0	0
Leo Reise	4	0	0	0	16
John Ross Roach	4	0	0	0	0
Ralph Taylor	4	0	0	0	10
Paul Thompson	4	0	0	0	2
Sparky Vail	4	0	0	0	0

1930-31	GP	G	A	PTS	PIM
Bill Cook	4	3	0	3	4
Paul Thompson	4	3	0	3	2
Butch Keeling	4	1	1	2	0
Frank Boucher	4	0	2	2	0
Murray Murdoch	4	0	2	2	0
Ching Johnson	4	1	0	1	17
Cecil Dillon	4	0	1	1	2
Bun Cook	4	0	0	0	2
Joe Jerwa	4	0	0	0	4
Bud Maracle	4	0	0	0	0
Frank Peters	4	0	0	0	2
Bill Regan	4	0	0	0	2
John Ross Roach	4	0	0	0	0

1931-32	GP	G	A	PTS	PIM
Frank Boucher	7	3	6	9	0
Bun Cook	7	6	2	8	12
Bill Cook	7	3	3	6	2
Ott Heller	7	3	1	4	8
Cecil Dillon	7	2	1	3	4
Butch Keeling	7	2	1	3	12
Earl Seibert	7	1	2	3	14
Ching Johnson	7	2	0	2	24

1931-32	GP	G	A	PTS	PIM
Ching Johnson	7	2	0	2	24
Murray Murdoch	7	0	2	2	2
Doug Brennan	7	1	0	1	10
Art Somers	7	0	1	1	8
Vic Desjardins	7	0	0	0	0
Dutch Gainor	7	0	0	0	2
Hib Milks	7	0	0	0	0
John Ross Roach	7	0	0	0	0

1932-33	GP	G	A	PTS	PIM
Cecil Dillon	8	8	2	10	6
Murray Murdoch	8	3	4	7	2
Bill Cook	8	3	2	5	4
Art Somers	8	1	4	5	8
Frank Boucher	8	2	2	4	6
Ott Heller	8	3	0	3	10
Bun Cook	8	2	0	2	4
Oscar Asmundson	8	0	2	2	4
Butch Keeling	8	0	2	2	8
Ching Johnson	8	1	0	1	14
Earl Seibert	8	1	0	1	14
Babe Seibert	8	1	0	1	12
Andy Aitkenhead	8	0	0	0	0
Doug Brennan	8	0	0	0	11
Gord Pettinger	8	0	0	0	0

1933-34	GP	G	A	PTS	PIM
Vic Ripley	2	1	0	1	4
Cecil Dillon	2	0	1	1	2
Andy Aitkenhead	2	0	0	0	0
Oscar Asmundson	1	0	0	0	0
Frank Boucher	2	0	0	0	0
Doug Brennan	1	0	0	0	0
Bill Cook	2	0	0	0	2
Bun Cook	2	0	0	0	2
Danny Cox	2	0	0	0	0
Duke Dukowski	2	0	0	0	0
Ott Heller	2	0	0	0	0
Ching Johnson	2	0	0	0	4
Butch Keeling	2	0	0	0	0
Murray Murdoch	2	0	0	0	0
Earl Seibert	2	0	0	0	4
Art Somers	2	0	0	0	0

1934-35	GP	G	A	PTS	PIM
Lynn Patrick	4	2	2	4	0
Cecil Dillon	4	2	1	3	0
Butch Keeling	4	2	1	3	0
Bill Cook	4	1	2	3	7
Frank Boucher	4	0	3	3	0
Bun Cook	4	2	0	2	0
Murray Murdoch	4	0	2	2	4
Bert Connelly	4	1	0	1	0
Ott Heller	4	0	1	1	4
Charley Mason	4	0	1	1	0
Ching Johnson	4	0	0	0	2
Dave Kerr	4	0	0	0	0
Bill MacKenzie	3	0	0	0	0
Earl Seibert	4	0	0	0	6
Art Somers	2	0	0	0	2
Harold Starr	4	0	0	0	2

1936-37	GP	G	A	PTS	PIM
Neil Colville	9	3	3	6	0
Butch Keeling	9	3	2	5	2
Frank Boucher	9	2	3	5	0
Alex Shibicky	9	1	4	5	0
Babe Pratt	9	3	1	4	11
Lynn Patrick	9	3	0	3	2
Mac Colville	9	1	2	3	2
Art Coulter	9	0	3	3	15
Cecil Dillon	9	0	3	3	0
Joe Cooper	9	1	1	2	12
Murray Murdoch	9	1	1	2	0
Phil Watson	9	0	2	2	9
Ching Johnson	9	0	1	1	4
Ott Heller	9	0	0	0	11
Dave Kerr	9	0	0	0	0

1937-38	GP	G	A	PTS	PIM
Bryan Hextall	3	2	0	2	0
Alex Shibicky	3	2	0	2	2
Clint Smith	3	2	0	2	0
Mac Colville	3	0	2	2	0
Phil Watson	3	0	2	2	0

RANGERS YEAR-BY-YEAR PLAYOFF SCORING

1937-38 (CONT'D)	GP	G	A	PTS	PIM
Cecil Dillon	3	1	0	1	0
Neil Colville	3	0	1	1	0
Ott Heller	3	0	1	1	2
Butch Keeling	3	0	1	1	2
Lynn Patrick	3	0	1	1	2
Joe Cooper	3	0	0	0	4
Dutch Hiller	1	0	0	0	0
Dave Kerr	3	0	0	0	0
Larry Molyneaux	3	0	0	0	8
Muzz Patrick	3	0	0	0	2
Babe Pratt	2	0	0	0	2

1938-39	GP	G	A	PTS	PIM
Alex Shibicky	7	3	1	4	2
Mac Colville	7	1	2	3	4
Babe Pratt	7	1	2	3	9
Clint Smith	7	1	2	3	0
Bill Carse	6	1	1	2	0
Art Coulter	7	1	1	2	6
Lynn Patrick	7	1	1	2	0
Phil Watson	7	1	1	2	7
Neil Colville	7	0	2	2	2
Dutch Hiller	7	1	0	1	9
Muzz Patrick	7	1	0	1	17
Ott Heller	7	0	1	1	10
Bryan Hextall	7	0	1	1	4
George Allen	7	0	0	0	4
Cecil Dillon	1	0	0	0	0
Bert Gardiner	6	0	0	0	0
Dave Kerr	1	0	0	0	0
Larry Molyneaux	7	0	0	0	0

1939-40	GP	G	A	PTS	PIM
Phil Watson	12	3	6	9	16
Neil Colville	12	2	7	9	18
Bryan Hextall	12	4	3	7	11
Alex Shibicky	11	2	5	7	4
Dutch Hiller	12	2	4	6	2
Mac Colville	12	3	2	5	6
Alf Pike	12	3	1	4	6
Babe Pratt	12	3	1	4	18
Lynn Patrick	12	2	2	4	4
Clint Smith	11	1	3	4	2
Muzz Patrick	12	3	0	3	13
Ott Heller	12	0	3	3	12
Kilby MacDonald	12	0	2	2	4
Art Coulter	12	1	0	1	21
Dave Kerr	12	0	0	0	0
Stan Smith	1	0	0	0	0

1940-41	GP	G	A	PTS	PIM
Mac Colville	3	1	1	2	2
Neil Colville	3	1	1	2	0
Babe Pratt	3	1	1	2	6
Phil Watson	3	0	2	2	9
Kilby MacDonald	3	1	0	1	0
Lynn Patrick	3	1	0	1	14
Alex Shibicky	3	1	0	1	2
Ott Heller	3	0	1	1	4
Bryan Hextall	3	0	1	1	0
Alf Pike	3	0	1	1	2
Art Coulter	3	0	0	0	0
Dutch Hiller	3	0	0	0	0
Dave Kerr	3	0	0	0	0
Muzz Patrick	3	0	0	0	2
Clint Smith	3	0	0	0	0

1941-42	GP	G	A	PTS	PIM
Alex Shibicky	6	3	2	5	2
Phil Watson	6	1	4	5	8
Neil Colville	6	0	5	5	6
Mac Colville	6	3	1	4	0
Babe Pratt	6	1	3	4	24
Bryan Hextall	6	1	1	2	4
Alan Kuntz	6	1	0	1	2
Lynn Patrick	6	1	0	1	0
Alf Pike	6	1	0	1	4
Art Coulter	6	0	1	1	4
Bill Juzda	6	0	1	1	4
Grant Warwick	6	0	1	1	2
Ott Heller	6	0	0	0	0
Jim Henry	6	0	0	0	0
Hub Macey	1	0	0	0	0
Clint Smith	5	0	0	0	0

1947-48	GP	G	A	PTS	PIM
Tony Leswick	6	3	2	5	8
Phil Watson	5	2	3	5	2
Edgar Laprade	6	1	4	5	0
Buddy O'Connor	6	1	4	5	0
Bryan Hextall	6	1	3	4	0
Don Raleigh	6	2	0	2	2
Neil Colville	6	1	0	1	6
Eddie Kullman	6	1	0	1	2
Dunc Fisher	1	0	1	1	0
Nick Mickoski	2	0	1	1	0
Fred Shero	6	0	1	1	6
Buck Davies	1	0	0	0	0
Frank Eddolls	2	0	0	0	0
Cal Gardner	5	0	0	0	0
Bill Juzda	6	0	0	0	9
Jean-Paul Lamirande	6	0	0	0	4
Jack Lancien	2	0	0	0	2
Bill Moe	1	0	0	0	0
Chuck Rayner	6	0	0	0	0
Ed Slowinski	4	0	0	0	0
Rene Trudell	5	0	0	0	2

1949-50	GP	G	A	PTS	PIM
Pentti Lund	12	6	5	11	0
Don Raleigh	12	4	5	9	4
Edgar Laprande	12	3	5	8	4
Ed Slowinski	12	2	6	8	6
Allan Stanley	12	2	5	7	10
Buddy O'Connor	12	4	2	6	4
Dunc Fisher	12	3	3	6	14
Tony Leswick	12	2	4	6	12
Nick Mickoski	12	1	5	6	2
Pat Egan	12	3	1	4	6
Gus Kyle	12	1	2	3	30
Alex Kaleta	10	0	3	3	0
Jack Gordon	9	1	1	2	7
Frank Eddolls	11	0	1	1	4
Jack Lancien	4	0	1	1	0
Fred Shero	7	0	1	1	2
Jean-Paul Lamirande	2	0	0	0	0
Jackie McLeod	7	0	0	0	0
Chuck Rayner	12	0	0	0	0
Don Smith	1	0	0	0	0
Fred Shero	7	0	1	1	2
Jean-Paul Lamirande	2	0	0	0	0
Jackie McLeod	7	0	0	0	0
Chuck Rayner	12	0	0	0	0
Don Smith	1	0	0	0	0

1955-56	GP	G	A	PTS	PIM
Bill Gadsby	5	1	3	4	4
Jean-Guy Gendron	5	2	1	3	2
Andy Bathgate	5	1	2	3	2
Bronco Horvath	5	1	2	3	4
Danny Lewicki	5	0	3	3	0
Jack Evans	5	1	0	1	18
Andy Hebenton	5	1	0	1	2
Wally Hergesheimer	5	1	0	1	0
Dean Prentice	5	1	0	1	2
Harry Howell	5	0	1	1	4
Ron Murphy	5	0	1	1	2
Larry Popein	5	0	1	1	2
Gordie Bell	2	0	0	0	0
Pete Conacher	5	0	0	0	0
Dave Creighton	5	0	0	0	4
Lou Fontinato	4	0	0	0	6
Ivan Irwin	5	0	0	0	8
Gump Worsley	3	0	0	0	2

1956-57	GP	G	A	PTS	PIM
Camille Henry	5	2	3	5	0
Dave Creighton	5	2	2	4	2
Bill Gadsby	5	1	2	3	2
Red Sullivan	5	1	2	3	4
Larry Popein	5	0	3	3	0
Andy Bathgate	5	2	0	2	27
Andy Hebenton	5	2	0	2	2
Parker MacDonald	1	1	1	2	0
Dean Prentice	5	0	2	2	4
Harry Howell	5	1	0	1	6
Jack Evans	5	0	1	1	4
Jean-Guy Gendron	5	0	1	1	6
Danny Lewicki	5	0	1	1	2
Larry Cahan	3	0	0	0	2
Gerry Foley	3	0	0	0	0

RANGERS YEAR-BY-YEAR PLAYOFF SCORING

1956-57 (CONT'D	GP	G	A	PTS	PIM
Lou Fontinato	5	0	0	0	7
Ron Murphy	5	0	0	0	0
Gump Worsley	5	0	0	0	0

1957-58	GP	G	A	PTS	PIM
Andy Bathgate	6	5	3	8	6
Dave Creighton	6	3	3	6	2
Andy Hebenton	6	2	3	5	4
Camille Henry	6	1	4	5	5
Dean Prentince	6	1	3	4	4
Parker MacDonald	6	1	2	3	2
Bill Gadsby	6	0	3	3	4
Hank Ciesla	6	0	2	2	0
Jean-Guy Gendron	6	1	0	1	11
Harry Howell	6	1	0	1	8
Larry Popein	6	1	0	1	4
Gerry Foley	6	0	1	1	2
Lou Fontinato	6	0	1	1	6
Larry Cahan	5	0	0	0	4
Jack Evans	6	0	0	0	17
Danny Lewicki	6	0	0	0	6
Red Sullivan	1	0	0	0	0
Gum Worsley	6	0	0	0	0

1961-62	GP	G	A	PTS	PIM
Earl Ingarfield	6	3	2	5	2
Dave Balon	6	2	3	5	2
Rod Gilbert	4	2	3	5	4
Jean-Guy Gendron	6	3	1	4	2
Johnny Wilson	6	2	2	4	4
Andy Bathgate	6	1	2	3	4
Andy Hebenton	6	1	2	3	0
Dean Prentice	3	0	2	2	0
Ken Schinkel	2	1	0	1	0
Ted Hampson	6	0	1	1	0
Doug Harvey	6	0	1	1	2
Harry Howell	6	0	1	1	8
Albert Langlois	6	0	1	1	2
Larry Cahan	6	0	0	0	10
Vic Hadfield	4	0	0	0	2
Pat Hannigan	4	0	0	0	2
Camille Henry	5	0	0	0	0
Irv Spencer	1	0	0	0	2
Gump Worsley	6	0	0	0	0

1966-67	GP	G	A	PTS	PIM
Rod Gilbert	4	2	2	4	6
Bob Nevin	4	0	3	3	2
Bernie Geoffrion	4	2	0	2	0
Reggie Fleming	4	0	2	2	11
Orland Kurtenbach	3	0	2	2	0
Phil Goyette	4	1	0	1	0
Vic Hadfield	4	1	0	1	17
Earl Ingarfield	4	1	0	1	2
Jim Neilson	4	1	0	1	0
Red Berenson	4	0	1	1	2
Don Marshall	4	0	1	1	2
Ken Schinkel	4	0	1	1	0
Arnie Brown	4	0	0	0	6
Ed Giacomin	4	0	0	0	0
Wayne Hillman	4	0	0	0	2
Harry Howell	4	0	0	0	4
Al MacNeil	4	0	0	0	2
Jean Ratelle	4	0	0	0	2

1967-68	GP	G	A	PTS	PIM
Rod Gilbert	6	5	0	5	4
Jean Ratelle	6	0	4	4	2
Don Marshall	6	2	1	3	0
Vic Hadfield	6	1	2	3	6
Bob Nevin	6	0	3	3	4
Rod Seiling	6	1	1	2	4
Ron Stewart	6	1	1	2	2
Reggie Fleming	6	0	2	2	4
Jim Neilson	6	0	2	2	4
Harry Howell	6	1	0	1	0
Orland Kurtenbach	6	1	0	1	26
Arnie Brown	6	0	1	1	8
Bernie Geoffrion	1	0	1	1	0
Phil Goyette	6	0	1	1	4
Ed Giacomin	6	0	0	0	0
Camille Henry	6	0	0	0	0
Dennis Hextall	2	0	0	0	0
Wayne Hillman	2	0	0	0	0
Larry Jeffrey	3	0	0	0	0

1968-69	GP	G	A	PTS	PIM
Vic Hadfield	4	2	1	3	2
Jim Neilson	4	0	3	3	5
Bob Nevin	4	0	2	2	0
Brad Park	4	0	2	2	7
Dave Balon	4	1	0	1	0
Rod Gilbert	4	1	0	1	2
Don Marshall	4	1	0	1	0
Jean Ratelle	4	1	0	1	0
Rod Seiling	4	1	0	1	2
Arnie Brown	4	0	1	1	0
Ron Stewart	4	0	1	1	0
Walt Tkaczuk	4	0	1	1	6
Reggie Fleming	3	0	0	0	7
Ed Giacomin	3	0	0	0	5
Phil Goyette	3	0	0	0	0
Al Hamilton	1	0	0	0	0
Harry Howell	2	0	0	0	0
Larry Jeffrey	4	0	0	0	2
Gilles Villemure	1	0	0	0	0

1969-70	GP	G	A	PTS	PIM
Rod Gilbert	6	4	5	9	0
Jack Egers	5	3	1	4	10
Jean Ratelle	6	1	3	4	0
Arnie Brown	4	0	4	4	9
Walt Tkaczuk	6	2	1	3	17
Ted Irvine	6	1	2	3	8
Orland Kurtenbach	6	1	2	3	24
Brad Park	5	1	2	3	11
Dave Balon	6	1	1	2	32
Tim Horton	6	1	1	2	28
Bob Nevin	6	1	1	2	2
Bill Fairbairn	6	0	1	1	10
Don Luce	5	0	1	1	4
Jim Neilson	6	0	1	1	8
Don Blackburn	1	0	0	0	0
Ab DeMarco	5	0	0	0	2
Ed Giacomin	5	0	0	0	0
Al Hamilton	5	0	0	0	2
Don Marshall	1	0	0	0	0
Terry Sawchuck	3	0	0	0	0
Rod Seiling	2	0	0	0	0
Ron Stewart	6	0	0	0	2

1970-71	GP	G	A	PTS	PIM
Vic Hadfield	12	8	5	13	46
Jean Ratelle	13	2	9	11	8
Rod Gilbert	13	4	6	10	8
Bob Nevin	13	5	3	8	0
Walt Tkaczuk	13	1	5	6	14
Dave Balon	13	3	2	5	4
Pete Stemkowski	13	3	2	5	6
Tim Horton	13	1	4	5	14
Bruce MacGregor	13	0	4	4	2
Brad Park	13	0	4	4	42
Ted Irvine	12	1	2	3	28
Jim Neilson	13	0	3	3	30
Rod Seiling	13	1	0	1	12
Ron Stewart	13	1	0	1	0
Larry Brown	11	0	1	1	0
Dale Rolfe	13	0	1	1	14
Glen Sather	13	0	1	1	18
Jack Egers	3	0	0	0	2
Bill Fairbairn	4	0	0	0	0
Ed Giacomin	12	0	0	0	2
Gilles Villemure	2	0	0	0	0

1971-72	GP	G	A	PTS	PIM
Vic Hadfield	16	7	9	16	22
Rod Gilbert	16	7	8	15	11
Bill Fairbairn	16	5	7	12	11
Pete Stemkowski	16	4	8	12	18
Brad Park	16	4	7	11	21
Walt Tkaczuk	16	4	6	10	35
Ted Irvine	16	4	5	9	19
Bruce MacGregor	16	2	6	8	4
Dale Rolfe	16	4	3	7	16
Rod Seiling	16	1	4	5	10
Gene Carr	16	1	3	4	21
Phil Goyette	13	1	3	4	2
Ron Stewart	8	2	1	3	0
Jim Neilson	10	0	3	3	8
Ab DeMarco	4	0	1	1	0
Jean Ratelle	6	0	1	1	0
Glen Sather	16	0	1	1	22
Steve Andrascik	1	0	0	0	0

RANGERS YEAR-BY-YEAR PLAYOFF SCORING

1971-72	GP	G	A	PTS	PIM
Gary Doak	12	0	0	0	46
Jim Dorey	1	0	0	0	0
Ed Giacomin	10	0	0	0	2
Gilles Villemure	6	0	0	0	0

1972-73	GP	G	A	PTS	PIM
Walt Tkaczuk	10	7	2	9	8
Steve Vickers	10	5	4	9	4
Jean Ratelle	10	2	7	9	0
Bill Fairbairn	10	1	8	9	2
Brad Park	10	2	5	7	8
Rod Gilbert	10	5	1	6	2
Pete Stemkowski	10	4	2	6	6
Bobby Rousseau	10	2	3	5	4
Dale Rolfe	8	0	5	5	6
Vic Hadfield	9	2	2	4	11
Bruce MacGregor	10	2	2	4	2
Ted Irvine	10	1	3	4	20
Jim Neilson	10	0	4	4	2
Ron Harris	10	0	3	3	2
Gene Carr	1	0	1	1	0
Bert Marshall	6	0	1	1	8
Ed Giacomin	10	0	0	0	4
Sheldon Kannegiesser	1	0	0	0	2
Mike Murphy	10	0	0	0	0
Glen Sather	9	0	0	0	7
Gilles Villemure	2	0	0	0	0

1973-74	GP	G	A	PTS	PIM
Pete Stemkowski	13	6	6	12	35
Brad Park	13	4	8	12	38
Dale Rolfe	13	1	8	9	23
Bobby Rousseau	12	1	8	9	4
Bruce MacGregor	13	6	2	8	2
Steve Vickers	13	4	4	8	17
Bill Fairbairn	13	3	5	8	6
Rod Gilbert	13	3	5	8	4
Ted Irvine	13	3	5	8	16
Jean Ratelle	13	2	4	6	0
Walt Tkaczuk	13	0	5	5	22
Ron Harris	11	3	0	3	14
Jerry Butler	12	0	2	2	25
Rod Seiling	13	0	2	2	19
Jack Egers	8	1	0	1	4
Vic Hadfield	6	1	0	1	0
Gilles Marotte	12	0	1	1	6
Jim Neilson	12	0	1	1	4
Ed Giacomin	13	0	0	0	6
Gilles Villemure	1	0	0	0	0

1974-75	GP	G	A	PTS	PIM
Steve Vickers	3	2	4	6	6
Jean Ratelle	3	1	5	6	2
Brad Park	3	1	4	5	2
Bill Fairbairn	3	4	0	4	13
Rod Gilbert	3	1	3	4	2
Walt Tkaczuk	3	1	2	3	5
Jerry Butler	3	1	0	1	16
Ron Harris	3	1	0	1	9
Pete Stemkowski	3	1	0	1	10
Nick Beverley	3	0	1	1	0
Ron Greschner	3	0	1	1	2
Ted Irvine	3	0	1	1	11
Gilles Marotte	3	0	1	1	4
John Bednarski	1	0	0	0	17
Ed Giacomin	2	0	0	0	4
Rick Middleton	3	0	0	0	2
Greg Polis	3	0	0	0	6
Derek Sanderson	3	0	0	0	0
Gilles Villemure	2	0	0	0	0

1977-78	GP	G	A	PTS	PIM
Don Murdoch	3	1	3	4	4
Steve Vickers	3	2	1	3	0
Pat Hickey	3	2	0	2	0
Ron Duguay	3	1	1	2	2
Walt Tkaczuk	3	0	2	2	0
Carol Vadnais	3	0	2	2	16
Wayne Dillon	3	0	1	1	0
Phil Esposito	3	0	1	1	5
Dallas Smith	1	0	1	1	0
Don Awrey	3	0	0	0	6
John Davidson	2	0	0	0	0
Lucien DeBlois	3	0	0	0	2
Dave Farrish	3	0	0	0	0
Nick Fotiu	3	0	0	0	5

1977-78 (CONT'D)	GP	G	A	PTS	PIM
Ron Greschner	3	0	0	0	2
Mark Heaslip	3	0	0	0	0
Dave Maloney	3	0	0	0	11
Mario Marois	1	0	0	0	5
Dan Newman	3	0	0	0	4
Wayne Thomas	1	0	0	0	0

1978-79	GP	G	A	PTS	PIM
Phil Esposito	18	8	12	20	20
Don Maloney	18	7	13	20	19
Mike McEwen	18	2	11	13	8
Ron Greschner	18	7	5	12	16
Don Murdoch	18	7	5	12	12
Walt Tkaczuk	18	4	7	11	10
Carol Vadnais	18	2	9	11	13
Ron Duguay	18	5	4	9	11
Anders Hedberg	18	4	5	9	12
Steve Vickers	18	5	3	8	13
Pat Hickey	18	1	7	8	6
Bobby Sheehan	15	4	3	7	8
Dave Maloney	17	3	4	7	45
Mario Marois	18	0	6	6	29
Pierre Plante	18	0	6	6	20
Eddie Johnstone	17	5	0	5	10
Lucien DeBlois	9	2	0	2	4
Dave Farrish	7	0	2	2	14
John Davidson	18	0	0	0	6
Nick Fotiu	4	0	0	0	6
Ulf Nilsson	2	0	0	0	2

1979-80	GP	G	A	PTS	PIM
Ron Duguay	9	5	2	7	11
Phil Esposito	9	3	3	6	8
Ron Greschner	9	0	6	6	10
Ulf Nilsson	9	0	6	6	2
Anders Hedberg	9	3	2	5	7
Barry Beck	9	1	4	5	6
Steve Vickers	9	2	2	4	4
Don Maloney	9	0	4	4	10
Dave Maloney	8	2	1	3	8
Dean Talafous	5	1	2	3	9
Carol Vadnais	9	1	2	3	6
Mario Marois	9	0	2	2	8
Ed Hospodar	7	1	0	1	42
Ray Markham	7	1	0	1	24
Warren Miller	6	1	0	1	0
Pat Conacher	3	0	1	1	2
Eddie Johnstone	9	0	1	1	25
Walt Tkaczuk	7	0	1	1	2
Tim Bothwell	9	0	0	0	8
Cam Connor	2	0	0	0	2
John Davidson	9	0	0	0	0

1980-81	GP	G	A	PTS	PIM
Steve Vickers	12	4	7	11	14
Lance Nethery	14	5	3	8	9
Dean Talafous	14	3	5	8	2
Peter Wallin	14	2	6	8	6
Jere Gillis	14	2	5	7	9
Don Maloney	13	1	6	7	13
Tom Laidlaw	14	1	4	5	18
Mike Allison	14	3	1	4	20
Eddie Johnstone	8	2	2	4	4
Carol Vadnais	14	1	3	4	26
Chris Kotsopoulos	14	0	3	3	63
Ed Hospodear	12	2	0	2	93
Dave Maloney	2	0	2	1	9
Doug Sulliman	3	1	0	1	0
John Hughes	3	0	1	0	6
Steve Baker	14	0	0	0	4
Gary Burns	1	0	0	0	2
Nick Fotiu	2	0	0	0	4
Steve Weeks	1	0	0	0	0

1981-82	GP	G	A	PTS	PIM
Robbie Ftorek	10	7	4	11	11
Don Maloney	10	5	5	10	10
Reijo Routsalaninen	10	4	5	9	2
Eddie Johnstone	10	2	6	8	25
Rob McClanahan	10	2	5	7	2
Mikko Leingnen	7	1	6	7	20
Mike Rogers	9	1	6	7	2
Ron Duguay	10	5	1	6	31
Dave Silk	9	2	4	6	4
Barry Beck	10	1	5	6	14
Mark Pavelich	6	1	5	6	0

RANGERS YEAR-BY-YEAR PLAYOFF SCORING

1981-82 (CONT'D)	GP	G	A	PTS	PIM
Dave Maloney	10	1	4	5	6
Cam Conner	10	4	0	4	4
Mike Allison	10	1	3	4	18
Tom Laidlaw	10	0	3	3	14
Andre Dore	10	1	1	2	16
Nick Fotiu	10	0	2	2	6
Carol Vadnais	10	1	0	1	4
Mike Backamn	1	0	0	0	2
Gary Burns	4	0	0	0	0
John Davidson	1	0	0	0	0
Claude Larose	2	0	0	0	0
Eddie Mio	8	0	0	0	0
Steve Weeks	4	0	0	0	5
Tom Younghans	2	0	0	0	0

1982-83	GP	G	A	PTS	PIM
Rob McClanahan	9	2	5	7	12
Dave Maloney	7	1	6	7	10
Reijo Ruotsalainen	9	4	2	6	6
George McPhee	9	3	3	6	2
Barry Beck	9	2	4	6	8
Eddie Johnstone	9	4	1	5	19
Mike Allison	8	0	5	5	10
Mike Backman	9	2	2	4	0
Ron Duguay	9	2	2	4	28
Ron Greschner	8	2	2	4	12
Mikko Leinonen	7	1	3	4	4
Tom Laidlaw	9	1	1	2	10
Rick Chartraw	9	0	2	2	6
Scot Kleinendorst	6	0	2	2	2
Robbie Ftorek	4	1	0	1	0
Nick Fotiu	5	0	1	1	6
Don Maloney	5	0	1	1	0
Kent-Erik Andersson	9	0	0	0	0
Bill Baker	2	0	0	0	0
Pat Conacher	1	0	0	0	0
Glen Hanlon	1	0	0	0	14
Eddie Mio	8	0	0	0	0
Mike Rogers	1	0	0	0	0

1983-84	GP	G	A	PTS	PIM
Mark Pavelich	5	2	4	6	0
Don Maloney	5	1	4	5	0
Pierre Larouche	5	3	1	4	2
Peter Sundstrom	5	1	3	4	0
James Patrick	5	0	3	3	2
Jan Erixon	5	2	0	2	4
Willie Huber	4	1	1	2	9
Reijo Ruotsalainen	5	1	1	2	2
Mikko Leinonen	5	0	2	2	4
Barry Beck	4	1	0	1	6
Ron Greschner	2	1	0	1	2
Anders Hedberg	5	1	0	1	0
Mike Allison	5	0	1	1	6
Kent-Erik Andersson	5	0	1	1	0
Mark Osborne	5	0	1	1	7
Larry Patey	4	0	1	1	6
Bob Brooke	5	0	0	0	7
Glen Hanlon	5	0	0	0	6
Tom Laidlaw	5	0	0	0	8
Dave Maloney	1	0	0	0	2
Steve Richmond	4	0	0	0	12
Mike Rogers	1	0	0	0	0
John Vanbiesbrouck	1	0	0	0	0

1984-85	GP	G	A	PTS	PIM
Don Maloney	3	4	0	4	2
Mike Rogers	3	0	4	4	4
Anders Hedberg	3	2	1	3	2
Ron Greschner	2	0	3	3	12
Mark Pavelich	3	0	3	3	2
Reijo Ruotsalainen	3	2	0	2	6
Tom Laidlaw	3	0	2	2	4
Grant Ledyard	3	0	2	2	4
Tomas Sandstrom	3	0	2	2	0
Willie Huber	2	1	0	1	2
George McPhee	3	1	0	1	7
Barry Beck	3	0	1	1	11
Bob Brooke	3	0	0	0	8
Jan Erixon	2	0	0	0	2
Glen Hanlon	3	0	0	0	0
Kelly Miller	3	0	0	0	2
Mark Osborne	3	0	0	0	4
Larry Patey	1	0	0	0	0
James Patrick	3	0	0	0	4
Steve Patrick	1	0	0	0	0

1984-85 (CONT'D)	GP	G	A	PTS	PIM
Peter Sundstrom	3	0	0	0	0
John Vanbiesbrouck	1	0	0	0	0
Jim Wiemer	1	0	0	0	0

1985-86	GP	G	A	PTS	PIM
Pierre Larouche	16	8	9	17	2
Bob Brooke	16	6	9	15	28
Mike Ridley	16	6	8	14	26
Wilf Paiement	16	5	5	10	45
Tomas Sandstrom	16	4	6	10	20
Reijo Ruotsalainen	16	0	8	8	6
Kelly Miller	16	3	4	7	4
Brian MacLellan	16	2	4	6	15
James Patrick	16	1	5	6	34
Willie Huber	16	3	2	5	16
Mark Osborne	15	2	3	5	26
Ron Greschner	5	3	1	4	11
Don Maloney	16	2	1	3	31
Larry Melnyk	16	1	2	3	46
Mike Allison	16	0	2	2	38
Tom Laidlaw	7	0	2	2	12
John Vanbiesbrouck	16	0	2	2	2
Jim Wimer	8	1	0	1	6
Bob Crawford	7	0	1	1	8
Jan Erixon	12	0	1	1	4
Kiell Samuelsson	9	0	1	1	8
Glen Hanlon	3	0	0	0	0
Raimo Helminen	2	0	0	0	0
George McPhee	11	0	0	0	32
Peter Sundstrom	1	0	0	0	2
Rob Whistler	3	0	0	0	2

1986-87	GP	G	A	PTS	PIM
Ron Greschner	6	0	5	5	0
Don Maloney	6	2	1	3	6
James Patrick	6	1	2	3	2
Tomas Sandstrom	6	1	2	3	20
Ron Duguay	6	2	0	2	4
Marcel Dionne	6	1	1	2	2
Jeff Jackson	6	1	1	2	16
Willie Huber	6	0	2	2	6
Jan Erixon	6	1	0	1	0
George McPhee	6	1	0	1	28
Kelly Kisio	4	0	1	1	2
Pat Price	6	0	1	1	27
Terry Carkner	1	0	0	0	0
Jay Caufield	3	0	0	0	12
Lucien DeBlois	2	0	0	0	2
Bob Froese	4	0	0	0	7
Curt Giles	5	0	0	0	6
Stu Kulak	3	0	0	0	2
Tony McKegney	6	0	0	0	12
Larry Melnyk	6	0	0	0	4
Walk Poddubny	6	0	0	0	8
John Vanbiesbrouck	4	0	0	0	2

1988-89	GP	G	A	PTS	PIM
Brian Leetch	4	3	2	5	2
Tomas Sandstrom	4	3	2	5	12
Carey Wilson	4	1	2	3	2
John Ogrodnick	3	2	0	2	0
Tony Granato	4	1	1	2	21
Michel Petit	4	0	2	2	27
David Shaw	4	0	2	2	30
Guy Lafleur	4	1	0	1	0
Jan Erixon	4	0	1	1	2
Bob Froese	2	0	1	1	0
Ron Greschner	4	0	1	1	6
Mark Hardy	4	0	1	1	31
Brian Mullen	3	0	1	1	4
Chris Nilan	4	0	1	1	38
James Patrick	4	0	1	1	2
Ulf Dahlen	4	0	0	0	0
Lucien DeBlois	4	0	0	0	4
Kelly Kisio	4	0	0	0	9
Jason Lafreniere	3	0	0	0	17
Mike Richter	1	0	0	0	0
Lindy Ruff	2	0	0	0	17
Darren Turcotte	1	0	0	0	0
John Vanbiesbrouck	2	0	0	0	0

1989-90	GP	G	A	PTS	PIM
Bernie Nicholls	10	7	5	12	16
James Patrick	10	3	8	11	0
Kelly Krisio	10	2	8	10	8
John Ogrodnick	10	6	3	9	0

RANGERS YEAR-BY-YEAR PLAYOFF SCORING

1989-90 (CONT'D)	GP	G	A	PTS	PIM
Mike Gartner	10	5	3	8	12
Randy Moller	10	1	6	7	32
Darren Turcotte	10	1	6	7	4
Troy Mallette	10	2	2	4	81
Brian Mullen	10	2	2	4	8
Mark Janssens	9	2	1	3	10
Normand Rochefort	10	2	1	3	26
Carey Wison	10	2	1	3	0
Jeff Bloemberg	7	0	3	3	5
Lindy Ruff	8	0	3	3	12
Paul Broten	6	1	1	2	2
Jan Erixon	10	1	0	1	2
Mark Hardy	3	0	1	1	2
Miloslav Horava	2	0	1	1	0
Kris King	10	0	1	1	38
Chris Nilan	4	0	1	1	19
Ron Greschner	10	0	0	0	16
Kevin Miller	1	0	0	0	0
Mike Richter	6	0	0	0	0
John Vanbiesbrouck	6	0	0	0	4

1990-91	GP	G	A	PTS	PIM
Bernie Nicholls	5	4	3	7	8
Brian Leetch	6	1	3	4	0
Mark Janssens	6	3	0	3	6
Steven Rice	2	2	1	3	6
Jan Erixon	6	1	2	3	0
Corey Millen	6	1	2	3	0
Darren Turcotte	6	1	2	3	0
Kris King	6	2	0	2	36
Mike Gartner	6	1	1	2	0
Tony Amonte	2	0	2	2	2
Joe Cirella	6	0	2	2	26
Joe Kocur	6	0	2	2	21
Randy Moller	6	0	2	2	11
Brian Mullen	5	0	2	2	0
Mark Hardy	6	0	1	1	30
Paul Broten	5	0	0	0	2
Troy Mallette	5	0	0	0	18
John Ogrodnick	4	0	0	0	0
James Patrick	6	0	0	0	6
Mike Richter	6	0	0	0	0
David Shaw	6	0	0	0	11
John Vanbiesbrouck	1	0	0	0	0
Doug Weight	1	0	0	0	0

1991-92	GP	G	A	PTS	PIM
Mike Gartner	13	8	8	16	4
Brian Leetch	13	4	11	15	4
Mark Messier	11	7	7	14	6
Tony Amonte	13	3	6	9	2
Adam Graves	10	5	3	8	22
James Patrick	13	0	7	7	12
Kris King	13	4	1	5	14
Jeff Beukeboom	13	2	3	5	47
Jan Erixon	13	2	3	5	2
Sergei Nemchinov	13	1	4	5	8
Darren Turcotte	8	4	0	4	6
Doug Weight	7	2	2	4	0
Joe Cirella	13	0	4	4	23
Paul Broten	13	1	2	3	10
Randy Gilhen	13	1	2	3	2
Mark Hardy	13	0	3	3	31
Tie Domi	6	1	1	2	32
Joe Kocur	12	1	1	2	38
Jay Wells	13	0	2	2	10
Tim Kerr	8	1	0	1	0
John Ogrodnick	3	0	0	0	0
Mike Richter	7	0	0	0	0
John Vanbiesbrouck	7	0	0	0	0

1993-94	GP	G	A	PTS	PIM
Brian Leetch	23	11	23	34	6
Mark Messier	23	12	18	30	33
Alexei Kovalev	23	9	12	21	18
Sergei Zubov	22	5	14	19	0
Adam Graves	23	10	7	17	24
Steve Larmer	23	9	7	16	14
Brian Noonan	22	4	7	11	17
Stephane Matteau	23	6	3	9	20
Esa Tikkanen	23	4	4	8	34
Sergei Nemchinov	23	2	5	7	6
Glenn Anderson	23	3	3	6	42
Jeff Beukeboom	22	0	6	6	50
Craig MacTavish	23	1	4	5	22
Greg Gilbert	23	1	3	4	8

1993-94 (CONT'D)	GP	G	A	PTS	PIM
Alexander Karpovtsev	17	0	4	4	12
Doug Lidster	9	2	0	2	10
Joe Kocur	20	1	1	2	17
Kevin Lowe	22	1	0	1	20
Glenn Healy	2	0	0	0	0
Nick Kypreos	3	0	0	0	2
Ed Olczyk	1	0	0	0	0
Mike Richter	23	0	0	0	2
Jay Wells	23	0	0	0	20

1994-95	GP	G	A	PTS	PIM
Brian Leetch	10	6	8	14	8
Mark Messier	10	3	10	13	8
Alexei Kovalev	10	4	7	11	10
Sergei Zubov	10	3	8	11	2
Pat Verbeek	10	4	6	10	20
Sergei Nemchinov	10	4	5	9	2
Adam Graves	10	4	4	8	8
Petr Nedved	10	3	2	5	6
Steve Larmer	10	2	2	4	6
Nick Kypreos	10	0	2	2	6
Alexander Karpovtsev	8	1	0	1	0
Mark Osborne	7	1	0	1	2
Kevin Lowe	10	0	1	1	12
Stephane Matteau	9	0	1	1	10
Jeff Beukeboom	9	0	0	0	10
Glenn Healy	5	0	0	0	0
Joe Kocur	10	0	0	0	8
Nathan LaFayette	8	0	0	0	2
Troy Loney	1	0	0	0	0
Brian Noonan	5	0	0	0	8
Mattias Norstrom	3	0	0	0	0
Mike Richter	7	0	0	0	0
Jay Wells	10	0	0	0	8

1996-97	GP	G	A	PTS	PIM
Wayne Gretzky	15	10	10	20	2
Esa Tikkanen	15	9	3	12	26
Mark Messier	15	3	9	12	6
Luc Robitaille	15	4	7	11	4
Brian Leetch	15	2	8	10	6
Russ Courtnall	15	3	4	7	0
Doug Lidster	15	1	5	6	8
Niklas Sundstrom	9	0	5	5	2
Alexander Karpovtsev	13	1	3	4	20
Adam Graves	15	2	1	3	12
Mike Eastwood	15	1	2	3	22
Ulf Samuelsson	15	0	2	2	30
Jeff Beukeboom	15	0	1	1	34
Bruce Driver	15	0	1	1	2
Mike Richter	15	0	1	1	0
Bill Berg	3	0	0	0	2
Eric Cairns	3	0	0	0	0
Shane Churla	15	0	0	0	20
Christian Dube	3	0	0	0	0
Dallas Eakins	4	0	0	0	4
Peter Ferraro	2	0	0	0	0
Pat Flatley	11	0	0	0	14
Ken Gernander	9	0	0	0	0
Darren Langdon	10	0	0	0	2
David Oliver	3	0	0	0	0

2005-06	GP	G	A	PTS	PIM
Blair Betts	4	1	1	2	2
Jed Ortmeyer	4	1	0	1	4
Petr Prucha	4	1	0	1	0
Steve Rucchin	4	1	0	1	0
Ryan Hollweg	4	0	1	1	19
Jaromir Jagr	3	0	1	1	2
Marek Malik	4	0	1	1	6
Michael Nylander	4	0	1	1	0
Michal Rozsival	4	0	1	1	8
Martin Rucinsky	2	0	1	1	2
Fedor Tyutin	4	0	1	1	0
Marcel Hossa	4	0	0	0	6
Darius Kasparaitis	2	0	0	0	0
Henrik Lundqvist	3	0	0	0	0
Dominic Moore	4	0	0	0	2
Colton Orr	1	0	0	0	2
Sandis Ozolinsh	3	0	0	0	6
Tom Poti	4	0	0	0	2
Martin Straka	4	0	0	0	2
Jason Strudwick	3	0	0	0	0
Petr Sykora	4	0	0	0	0
Jason Ward	1	0	0	0	2
Kevin Weekes	1	0	0	0	2
Chad Wiseman	1	0	0	0	2

RANGERS YEAR-BY-YEAR PLAYOFF SCORING

2006-07	GP	G	A	PTS	PIM
Michael Nylander	10	6	7	13	0
Jaromir Jagr	10	5	6	11	12
Martin Straka	10	2	8	10	2
Brendan Shanahan	10	5	2	7	12
Michal Rozsival	10	3	4	7	10
Sean Avery	10	1	4	5	27
Fedor Tyutin	10	0	5	5	8
Marcel Hossa	10	2	2	4	4
Paul Mara	10	2	2	4	18
Matt Cullen	10	1	3	4	6
Marek Malik	10	1	3	4	10
Karel Rachunek	6	0	4	4	2
Ryan Callahan	10	2	1	3	6
Thomas Pock	4	0	3	3	4
Petr Prucha	10	0	1	1	4
Blair Betts	10	0	0	0	4
Nigel Dawes	1	0	0	0	0
Dan Girardi	10	0	0	0	4
Ryan Hollweg	2	0	0	0	2
Brad Isbister	4	0	0	0	2
Henrik Lundqvist	10	0	0	0	0
Colton Orr	4	0	0	0	12
Jed Ortmeyer	9	0	0	0	2

2007-08	GP	G	A	PTS	PIM
Jaromir Jagr	10	5	10	15	12
Scott Gomez	10	4	7	11	8
Martin Straka	10	3	7	10	16
Brandon Dubinsky	10	4	4	8	12
Sean Avery	8	4	3	7	6
Chris Drury	10	3	3	6	8
Michal Rozsival	10	1	5	6	10
Brendan Shanahan	10	1	4	5	8
Ryan Callahan	10	2	2	4	10
Nigel Dawes	10	2	2	4	0
Marc Staal	10	1	2	3	8
Dan Girardi	10	0	3	3	6
Fedor Tyutin	10	0	3	3	4
Lauri Korpikoski	1	1	0	1	0
Paul Mara	10	0	1	1	20
Fredrik Sjostrom	10	0	1	1	2
Christian Backman	8	0	0	0	12
Blair Betts	8	0	0	0	2
Ryan Hollweg	8	0	0	0	2
Henrik Lundqvist	10	0	0	0	0
Colton Orr	2	0	0	0	0
Petr Prucha	3	0	0	0	0
Jason Strudwick	2	0	0	0	0

2008-09	GP	G	A	PTS	PIM
Scott Gomez	7	2	3	5	4
Brandon Dubinsky	7	1	3	4	18
Nik Antropov	7	2	1	3	6
Markus Naslund	7	1	2	3	10
Ryan Callahan	7	2	0	2	4
Paul Mara	7	1	1	2	8
Sean Avery	6	0	2	2	24
Lauri Korpikoski	7	0	2	2	0
Derek Morris	7	0	2	2	0
Wade Redden	7	0	2	2	0
Chris Drury	6	1	0	1	2
Marc Staal	7	1	0	1	0
Fredrik Sjostrom	7	0	1	1	0
Artem Anisimov	1	0	0	0	0
Blair Betts	6	0	0	0	0
Dan Girardi	7	0	0	0	6
Henrik Lundqvist	7	0	0	0	0
Colton Orr	5	0	0	0	16
Michal Rozsival	7	0	0	0	4
Steve Valiquette	2	0	0	0	0
Aaron Voros	4	0	0	0	14
Nikolai Zherdev	7	0	0	0	2

2010-11	GP	G	A	PTS	PIM
Brandon Dubinsky	5	2	1	3	2
Wojtek Wolski	5	1	2	3	0
Marian Gaborik	5	1	1	2	2
Ruslan Fedotenko	5	0	2	2	4
Bryan McCabe	5	0	2	2	14
Artem Anisimov	5	1	0	1	0
Erik Christensen	5	1	0	1	2
Matt Gilroy	5	1	0	1	2
Vinny Prospal	5	1	0	1	0
Sean Avery	4	0	1	1	12
Chris Drury	5	0	1	1	2
Brandon Prust	5	0	1	1	4
Michael Sauer	5	0	1	1	0
Marc Staal	5	0	1	1	0
Brian Boyle	5	0	0	0	6
Dan Girardi	5	0	0	0	0
Henrik Lundqvist	5	0	0	0	0
Ryan McDonagh	5	0	0	0	4
Derek Stepan	5	0	0	0	2
Mats Zuccarello	1	0	0	0	2

RANGERS YEAR-BY-YEAR PLAYOFF SCORING

2011-12	GP	G	A	PTS	PIM
Brad Richards	20	6	9	15	8
Dan Girardi	20	3	9	12	2
Marian Gaborik	20	5	6	11	2
Ryan Callahan	20	6	4	10	12
Artem Anisimov	20	3	7	10	4
Michael Del Zotto	20	2	8	10	12
Derek Stepan	20	1	8	9	4
Chris Kreider	18	5	2	7	6
Ruslan Fedotenko	20	2	5	7	8
Brian Boyle	17	3	3	6	15
Marc Staal	20	3	3	6	12
Anton Stralman	20	3	3	6	4
Ryan McDonagh	20	0	4	4	11
Carl Hagelin	17	0	3	3	17
Brandon Prust	19	1	1	2	31
Brandon Dubinsky	9	0	2	2	14
John Mitchell	18	0	1	1	2
Stu Bickel	18	0	0	0	16
Steve Eminger	4	0	0	0	0
Henrik Lundqvist	20	0	0	0	0
Mike Rupp	20	0	0	0	36

2012-13	GP	G	A	PTS	PIM
Derick Brassard	12	2	10	12	2
Mats Zuccarello	12	1	6	7	4
Carl Hagelin	12	3	3	6	0
Derek Stepan	12	4	1	5	2
Brian Boyle	11	3	2	5	2
Ryan Callahan	12	2	3	5	6
Rick Nash	12	1	4	5	0
Dan Girardi	12	2	2	4	2
Taylor Pyatt	12	2	2	4	4
Ryan McDonagh	12	1	3	4	6
Aaron Asham	10	2	0	2	6
Michael Del Zotto	12	1	1	2	8
Chris Kreider	8	1	1	2	0
Steve Eminger	11	0	2	2	4
Brad Richards	10	1	0	1	2
Ryane Clowe	2	0	1	1	0
Derek Dorsett	11	0	1	1	28
Roman Hamrlik	2	0	1	1	2
John Moore	12	0	1	1	2
Micheal Haley	2	0	0	0	0
Henrik Lundqvist	12	0	0	0	0
Kris Newbury	3	0	0	0	2
Darroll Powe	3	0	0	0	0
Marc Staal	1	0	0	0	0
Anton Stralman	10	0	0	0	0

2013-14	GP	G	A	PTS	PIM
Ryan McDonagh	25	4	13	17	8
Martin St. Louis	25	8	7	15	2
Derek Stepan	24	5	10	15	2
Chris Kreider	15	5	8	13	14
Mats Zuccarello	25	5	8	13	20
Carl Hagelin	25	7	5	12	16
Derick Brassard	23	6	6	12	8
Brad Richards	25	5	7	12	4
Benoit Pouliot	25	5	5	10	26
Rick Nash	25	3	7	10	8
Brian Boyle	25	3	5	8	19
Dominic Moore	25	3	5	8	24
Dan Girardi	25	1	6	7	10
Marc Staal	25	1	4	5	6
Anton Stralman	25	0	5	5	4
Kevin Klein	25	1	3	4	6
Daniel Carcillo	8	2	0	2	22
J.T. Miller	4	0	2	2	2
John Moore	21	0	2	2	16
Derek Dorsett	23	0	1	1	19
Jesper Fast	3	0	1	1	0
Henrik Lundqvist	25	0	1	1	0
Raphael Diaz	4	0	0	0	0
Cam Talbot	2	0	0	0	0

PLAYOFF GOALTENDING YEAR-BY-YEAR

YEAR	GOALTENDER	GPI	W	L	T	GA	AVG	SO
1926-27	**Lorne Chabot**	2	0	1	1	3	1.50	1
1927-28	**Lester Patrick**	1	1	0	0	1	1.00	0
	Joe Miller	3	2	1	0	3	1.00	1
	Lorne Chabot	6	2	2	1	8	1.33	1
1928-29	**John Ross Roach**	6	3	2	1	5	0.83	3
1929-30	**John Ross Roach**	4	1	2	1	7	1.75	0
1930-31	**John Ross Roach**	4	2	2	0	4	1.00	1
1931-32	**John Ross Roach**	7	3	4	0	27	3.86	1
1932-33	**Andy Aitkenhead**	8	6	1	1	13	1.60	2
1933-34	**Andy Aitkenhead**	2	0	1	1	2	1.00	1
1934-35	**Dave Kerr**	4	1	1	2	10	2.50	0
1936-37	**Dave Kerr**	9	6	3	0	10	1.11	4
1937-38	**Dave Kerr**	3	1	2	0	8	2.67	0
1938-39	**Dave Kerr**	1	0	1	0	2	2.00	0
	Bert Gardiner	6	3	3	0	12	2.00	0
1939-40	**Dave Kerr**	12	8	4	0	20	1.67	3
1940-41	**Dave Kerr**	3	1	2	0	6	2.00	0
1941-42	**Jim Henry**	6	2	4	0	13	2.17	1
1947-48	**Chuck Rayner**	6	2	4	0	17	2.83	0
1949-50	**Chuck Rayner**	12	7	5	0	29	2.42	1
1955-56	**Lorne Worsley**	3	0	3	–	15	5.00	0
	Gordie Bell	2	1	1	–	9	4.50	0
1956-57	**Lorne Worsley**	5	1	4	–	22	4.18	0
1957-58	**Lorne Worsley**	6	2	4	–	28	4.60	0
1961-62	**Lorne Worsley**	6	2	4	–	22	3.44	0
1966-67	**Ed Giacomin**	4	0	4	–	14	3.41	0
1967-68	**Ed Giacomin**	6	2	4	–	18	3.00	0
1968-69	**Ed Giacomin**	3	0	3	–	10	3.33	0
	Gilles Villemure	1	0	1	–	4	4.00	0
1969-70	**Ed Giacomin**	5	2	3	–	19	4.13	0
	Terry Sawchuk	3	0	1	–	6	4.50	0
1970-71	**Ed Giacomin**	12	7	5	–	28	2.21	0
	Gilles Villemure	2	0	1	–	6	4.50	0
1971-72	**Ed Giacomin**	10	6	4	–	27	2.70	0
	Gilles Villemure	6	4	2	–	14	2.33	0
1972-73	**Ed Giacomin**	10	5	4	–	23	2.56	1
	Gilles Villemure	2	0	1	–	2	1.97	0
1973-74	**Ed Giacomin**	13	7	6	–	37	2.82	0
	Gilles Villemure	1	0	0	–	0	0.00	0
1974-75	**Ed Giacomin**	2	0	2	–	6	2.79	0
	Gilles Villemure	2	1	0	–	6	2.93	0
1977-78	**John Davidson**	2	1	1	–	7	3.44	0
	Wayne Thomas	1	0	1	–	4	4.00	0

PLAYOFF GOALTENDING YEAR-BY-YEAR

YEAR	GOALTENDER	GPI	W	L	T	GA	AVG	SO
1978-79	**John Davidson**	18	11	7	–	42	2.28	1
1979-80	**John Davidson**	9	4	5	–	21	2.33	0
1980-81	**Steve Baker**	14	7	7	–	55	4.00	0
	Steve Weeks	1	0	0	–	1	4.29	0
1981-82	**John Davidson**	1	0	0	–	3	5.45	0
	Ed Mio	8	4	3	–	28	3.79	0
	Steve Weeks	4	1	2	–	9	4.25	0
1982-83	**Glen Hanlon**	1	0	1	–	5	5.00	0
	Ed Mio	8	5	3	–	32	4.00	0
1983-84	**Glen Hanlon**	5	2	3	–	13	2.53	1
	John Vanbiesbrouck	1	0	0	–	0	0.00	0
1984-85	**Glen Hanlon**	3	0	3	–	14	5.00	0
	John Vanbiesbrouck	1	0	0	–	0	0.00	0
1985-86	**John Vanbiesbrouck**	16	8	8	–	49	3.27	1
	Glen Hanlon	3	0	0	–	6	4.80	0
1986-87	**Bob Froese**	4	1	1	–	10	3.64	0
	John Vanbiesbrouck	4	1	3	–	11	3.38	1
1988-89	**Bob Froese**	2	0	2	–	8	6.67	0
	Mike Richter	1	0	1	–	4	4.14	0
	John Vanbiesbrouck	2	0	1	–	6	3.36	0
1989-90	**Mike Richter**	6	3	2	–	19	3.45	0
	John Vanbiesbrouck	6	2	3	–	15	3.02	0
1990-91	**Mike Richter**	6	2	4	–	14	2.68	1
	John Vanbiesbrouck	1	0	0	–	1	1.15	0
1991-92	**John Vanbiesbrouck**	7	2	5	–	23	3.75	0
	Mike Richter	7	4	2	–	24	3.50	1
1993-94	**Mike Richter**	23	16	7	–	49	2.07	4
	Glenn Healy	2	0	0	–	1	0.88	0
1994-95	**Mike Richter**	7	2	5	–	23	3.59	0
	Glenn Healy	5	2	1	–	13	3.39	0
1995-96	**Mike Richter**	11	5	6	–	36	3.27	0
1996-97	**Mike Richter**	15	9	6	–	33	2.11	3
2005-06	**Henrik Lundqvist**	3	0	3	–	13	4.41	0
	Kevin Weekes	1	0	1	–	4	4.00	0
2006-07	**Henrik Lundqvist**	10	6	4	–	22	2.07	1
2007-08	**Henrik Lundqvist**	10	5	5	–	26	2.57	1
2008-09	**Henrik Lundqvist**	7	3	4	–	19	3.00	1
	Steve Valiquette	2	0	0	–	0	0.00	0
2010-11	**Henrik Lundqvist**	5	1	4	–	13	2.25	0
2011-12	**Henrik Lundqvist**	20	10	10	–	38	1.82	3
2012-13	**Henrik Lundqvist**	12	5	7	–	27	2.14	2
2013-14	**Henrik Lundqvist**	25	13	11	–	54	2.14	1
	Cam Talbot	2	0	1	–	2	2.61	0

ALL-TIME PLAYOFF SHUTOUTS

LORNE CHABOT	vs. Boston Bruins, 4/2/27 at Boston, Semifinals Game 1, 0-0.
LORNE CHABOT	vs. Pittsburgh Pirates, 3/27/28 at Madison Square Garden, Quarterfinals Game 1, 4-0.
JOE MILLER	vs. Montreal Maroons, 4/12/28 at Montreal, Finals Game 4, 1-0.
JOHN ROSS ROACH	vs. New York Americans, 3/19/29 at Madison Square Garden, Quarterfinals Game 1, 0-0.
JOHN ROSS ROACH	vs. New York Americans, 3/21/29 at Madison Square Garden, Quarterfinals Game 2, 1-0.
JOHN ROSS ROACH	vs. Toronto Maple Leafs, 3/24/29 at Madison Square Garden, Semifinals Game 1, 1-0.
JOHN ROSS ROACH	vs. Montreal Maroons, 3/26/31 at Montreal, Quarterfinals Game 2, 3-0.
JOHN ROSS ROACH	vs. Montreal Canadiens, 3/27/32 at Madison Square Garden, Semifinals Game 3, 1-0.
ANDY AITKENHEAD	vs. Detroit Red Wings, 3/30/33 at Madison Square Garden, Semifinals Game 1, 2-0.
ANDY AITKENHEAD	vs. Toronto Maple Leafs, 4/13/33 at Toronto, Finals Game 4, 1-0.
ANDY AITKENHEAD	vs. Montreal Maroons, 3/20/34 at Montreal, Quarterfinals Game 1, 0-0.
DAVE KERR	vs. Toronto Maple Leafs, 3/23/37 at Toronto, Quarterfinals Game 1, 3-0.
DAVE KERR	vs. Montreal Maroons, 4/1/37 at Madison Square Garden, Semifinals Game 1, 1-0.
DAVE KERR	vs. Montreal Maroons, 4/3/37 at Montreal, Semifinals Game 2, 4-0.
DAVE KERR	vs. Detroit Red Wings, 4/11/37 at Madison Square Garden, Finals Game 3, 1-0.
DAVE KERR	vs. Boston Bruins, 3/19/40 at Madison Square Garden, Semifinals Game 1, 4-0.
DAVE KERR	vs. Boston Bruins, 3/26/40 at Madison Square Garden, Semifinals Game 4, 1-0.
DAVE KERR	vs. Boston Bruins, 3/28/40 at Boston, Semifinals Game 5, 1-0.
JIM HENRY	vs. Toronto Maple Leafs, 3/24/42 at Madison Square Garden, Semifinals Game 3, 3-0.
CHUCK RAYNER	vs. Montreal Canadiens, 4/6/50 at Montreal, Semifinals Game 6, 3-0.
EDDIE GIACOMIN	vs. Boston Bruins, 4/8/73 at Madison Square Garden, Quarterfinals Game 4, 4-0.
JOHN DAVIDSON	vs. Philadelphia Flyers, 4/22/79 at Madison Square Garden, Quarterfinals Game 4, 6-0.
GLEN HANLON	vs. New York Islanders, 4/5/84 at Nassau Coliseum, Division Semifinals Game 2, 3-0.
JOHN VANBIESBROUCK	vs. Montreal Canadiens, 5/7/86 at Madison Square Garden, Conference Finals Game 4, 2-0.
JOHN VANBIESBROUCK	vs. Philadelphia Flyers, 4/8/87 at Philadelphia, Division Semifinals Game 1, 3-0.
MIKE RICHTER	vs. Washington Capitals, 4/7/91 at Washington, Division Semifinals Game 3, 6-0.
MIKE RICHTER	vs. New Jersey Devils, 4/25/92 at New Jersey, Division Semifinals Game 4, 3-0.
MIKE RICHTER	vs. New York Islanders, 4/17/94 at Madison Square Garden, Conference Quarterfinals Game 1, 6-0.
MIKE RICHTER	vs. New York Islanders, 4/18/94 at Madison Square Garden, Conference Quarterfinals Game 2, 6-0.
MIKE RICHTER	vs. Washington Capitals, 5/5/94 at Washington, Conference Semifinals Game 3, 3-0.
MIKE RICHTER	vs. New Jersey Devils, 5/17/94 at Madison Square Garden Conference Finals Game 2, 3-0.
MIKE RICHTER	vs. Florida Panthers, 4/20/97 at Florida, Conference Quarterfinals Game 2, 3-0.
MIKE RICHTER	vs. New Jersey Devils, 5/4/97 at New Jersey, Conference Semifinals Game 2, 2-0.
MIKE RICHTER	vs. New Jersey Devils, 5/8/97 at Madison Square Garden, Conference Semifinals Game 4, 3-0.
HENRIK LUNDQVIST	vs. Atlanta Thrashers, 4/17/07 at Madison Square Garden, Conference Quarterfinals Game 3, 7-0.
HENRIK LUNDQVIST	vs. Pittsburgh Penguins, 5/1/08 at Madison Square Garden, Conference Semifinals Game 4, 3-0.
HENRIK LUNDQVIST	vs. Washington Capitals, 4/18/09 at Washington, Conference Quarterfinals Game 2, 1-0.
HENRIK LUNDQVIST	vs. Ottawa Senators, 4/16/12 at Ottawa, Conference Quarterfinals, Game 3, 1-0
HENRIK LUNDQVIST	vs. New Jersey Devils, 5/14/12 at Madison Square Garden, Conference Finals, Game 1, 3-0
HENRIK LUNDQVIST	vs. New Jersey Devils, 5/19/12 at New Jersey, Conference Finals, Game 3, 3-0
HENRIK LUNDQVIST	vs. Washington Capitals, 5/12/13 at Madison Square Garden, Conference Quarterfinals, Game 6, 1-0
HENRIK LUNDQVIST	vs. Washington Capitals, 5/13/13 at Washington , Conference Quarterfinals, Game 7, 5-0
HENRIK LUNDQVIST	vs. Montreal Canadiens, 5/29/14 at Madison Square Garden, Conference Finals Game 6, 1-0.

RANGERS ALL-TIME PLAYOFF COACHING RECORDS

COACH	SEASONS	GAMES COACHED	WINS	LOSSES	TIES	WINNING PERCENTAGE	ROUNDS/ (RECORD)
Alain Vigneault	2013-14	25	13	12	-	.520	4 / (3-1)
John Tortorella	2008-09 - 2012-13	44	19	25	–	.432	7 / (3-4)
Tom Renney	2005-06 - 2007-08	24	11	13	–	.458	5 / (2-3)
Colin Campbell	1994-95 - 1996-97	36	18	18	–	.500	7 / (4-3)
Mike Keenan	1993-94	23	16	7	–	.696	4 / (4-0)
Roger Neilson	1989-90 - 1991-92	29	13	16	–	.448	5 / (2-3)
Phil Esposito	1986-87 - 1988-89	10	2	8	–	.200	2 / (0-2)
Ted Sator	1985-86	16	8	8	–	.500	3 / (2-1)
Craig Patrick	1980-81; 1984-85	17	7	10	–	.412	4 / (2-2)
Herb Brooks	1981-82 - 1983-84	24	12	12	–	.500	5 / (2-3)
Fred Shero	1978-79 - 1979-80	27	15	12	–	.556	6 / (4-2)
Jean-Guy Talbot	1977-78	3	1	2	–	.333	1 / (0-1)
Emile Francis	1966-67 - 1974-75	75	34	41	–	.453	14 / (5-9)
Doug Harvey	1961-62	6	2	4	–	.333	1 / (0-1)
Phil Watson	1955-56 - 1957-58	16	4	12	–	.250	3 / (0-3)
Lynn Patrick	1947-48 - 1949-50	18	9	9	0	.500	3 / (1-2)
Frank Boucher	1939-40 - 1941-42	21	11	10	0	.524	4 / (2-2)
Lester Patrick	1926-27 - 1938-39	65	31	26	8	.538	25 / (15-10)

ALL-TIME PLAYOFF COACHING LEADERS

GAMES COACHED	
Emile Francis	75
Lester Patrick	65
John Tortorella	44
Colin Campbell	36
Roger Neilson	29
Fred Shero	27
Alain Vigneault	25
Tom Renney	24
Herb Brooks	24
Mike Keenan	23
Frank Boucher	21
Lynn Patrick	18
Craig Patrick	17
Ted Sator	16
Phil Watson	16
Phil Esposito	10
Doug Harvey	6
Jean-Guy Talbot	3

WINS	
Emile Francis	34
Lester Patrick	31
John Tortorella	19
Colin Campbell	18
Mike Keenan	16
Fred Shero	15
Roger Neilson	13
Alain Vigneault	13
Herb Brooks	12
Tom Renney	11
Frank Boucher	11
Lynn Patrick	9
Ted Sator	8
Craig Patrick	7
Phil Watson	4
Phil Esposito	2
Doug Harvey	2
Jean-Guy Talbot	1

WINNING PERCENTAGE	
Mike Keenan	.696
Fred Shero	.556
Lester Patrick	.538
Frank Boucher	.524
Alain Vigneault	.520
Colin Campbell	.500
Herb Brooks	.500
Lynn Patrick	.500
Ted Sator	.500
Tom Renney	.458
Emile Francis	.453
Roger Neilson	.448
John Tortorella	.432
Craig Patrick	.412
Doug Harvey	.333
Jean-Guy Talbot	.333
Phil Watson	.250
Phil Esposito	.200

LOSSES	
Emile Francis	41
Lester Patrick	26
John Tortorella	25
Colin Campbell	18
Roger Neilson	16
Tom Renney	13
Alain Vigneault	12
Fred Shero	12
Herb Brooks	12
Phil Watson	12
Frank Boucher	10
Craig Patrick	10
Lynn Patrick	9
Ted Sator	8
Phil Esposito	8
Mike Keenan	7
Doug Harvey	4
Jean-Guy Talbot	2

ROUNDS	
Lester Patrick	25
Emile Francis	14
Colin Campbell	7
John Tortorella	7
Fred Shero	6
Tom Renney	5
Roger Neilson	5
Herb Brooks	5
Alain Vigneault	4
Mike Keenan	4
Craig Patrick	4
Frank Boucher	4
Ted Sator	3
Phil Watson	3
Lynn Patrick	3
Phil Esposito	2
Jean-Guy Talbot	1
Doug Harvey	1

SERIES WINS (RECORD)	
Lester Patrick	15-10
Emile Francis	5-9
Mike Keenan	4-0
Fred Shero	4-2
Colin Campbell	4-3
Alain Vigneault	3-1
John Tortorella	3-4
Craig Patrick	2-2
Frank Boucher	2-2
Tom Renney	2-3
Roger Neilson	2-3
Herb Brooks	2-3
Ted Sator	1-2
Lynn Patrick	1-2
Jean-Guy Talbot	0-1
Doug Harvey	0-1
Phil Esposito	0-2
Phil Watson	0-3

ALL-TIME PLAYOFF COACHING RECORDS YEAR-BY-YEAR

COACH	SEASONS	GAMES COACHED	WINS	LOSSES	TIES	WINNING PERCENTAGE	ROUNDS/ (RECORD)
Lester Patrick	1926-27	2	0	1	1	.250	1 / (0-1)
Lester Patrick	1927-28	9	5	3	1	.611	3 / (3-0)
Lester Patrick	1928-29	6	3	2	1	.583	3 / (2-1)
Lester Patrick	1929-30	4	1	2	1	.375	3 / (2-1)
Lester Patrick	1930-31	4	2	2	0	.500	2 / (1-1)
Lester Patrick	1931-32	7	3	4	0	.429	2 / (1-1)
Lester Patrick	1932-33	8	6	1	1	.813	3 / (3-0)
Lester Patrick	1933-34	2	0	1	1	.250	1 / (0-1)
Lester Patrick	1934-35	4	1	1	2	.500	2 / (1-1)
Lester Patrick	1936-37	9	6	3	0	.667	3 / (2-1)
Lester Patrick	1937-38	3	1	2	0	.333	1 / (0-1)
Lester Patrick	1938-39	7	3	4	0	.429	1 / (0-1)
Frank Boucher	1939-40	12	8	4	0	.667	2 / (2-0)
Frank Boucher	1940-41	3	1	2	0	.333	1 / (0-1)
Frank Boucher	1941-42	6	2	4	0	.333	1 / (0-1)
Lynn Patrick	1947-48	6	2	4	0	.333	1 / (0-1)
Lynn Patrick	1949-50	12	7	5	0	.583	2 / (1-1)
Phil Watson	1955-56	5	1	4	–	.200	1 / (0-1)
Phil Watson	1956-57	5	1	4	–	.200	1 / (0-1)
Phil Watson	1957-58	6	2	4	–	.333	1 / (0-1)
Doug Harvey	1961-62	6	2	4	–	.333	1 / (0-1)
Emile Francis	1966-67	4	0	4	–	.000	1 / (0-1)
Emile Francis	1967-68	6	2	4	–	.333	1 / (0-1)
Emile Francis	1968-69	4	0	4	–	.000	1 / (0-1)
Emile Francis	1969-70	6	2	4	–	.333	1 / (0-1)
Emile Francis	1970-71	13	7	6	–	.538	2 / (1-1)
Emile Francis	1971-72	16	10	6	–	.625	3 / (2-1)
Emile Francis	1972-73	10	5	5	–	.500	2 / (1-1)
Emile Francis	1973-74	13	7	6	–	.538	2 / (1-1)
Emile Francis	1974-75	3	1	2	–	.333	1 / (0-1)
Jean-Guy Talbot	1977-78	3	1	2	–	.333	1 / (0-1)
Fred Shero	1978-79	18	11	7	–	.611	4 / (3-1)
Fred Shero	1979-80	9	4	5	–	.444	2 / (1-1)
Craig Patrick	1980-81	14	7	7	–	.500	3 / (2-1)
Herb Brooks	1981-82	10	5	5	–	.500	2 / (1-1)
Herb Brooks	1982-83	9	5	4	–	.556	2 / (1-1)
Herb Brooks	1983-84	5	2	3	–	.400	1 / (0-1)
Craig Patrick	1984-85	3	0	3	–	.000	1 / (0-1)
Ted Sator	1985-86	16	8	8	–	.500	3 / (2-1)
Phil Esposito	1986-87	6	2	4	-	.333	1/ (0-1)
Phil Esposito	1988-89	4	0	4	–	.000	1 /(0-1)
Roger Neilson	1989-90	10	5	5	–	.500	2 / (1-1)
Roger Neilson	1990-91	6	2	4	–	.333	1 / (0-1)
Roger Neilson	1991-92	13	6	7	-	.462	2 / (1-1)
Mike Keenan	1993-94	23	16	7	–	.696	4 / (4-0)
Colin Campbell	1994-95	10	4	6	–	.400	2 / (1-1)
Colin Campbell	1995-96	11	5	6	–	.455	2 / (1-1)
Colin Campbell	1996-97	15	9	6	–	.600	3 / (2-1)
Tom Renney	2005-06	4	0	4	–	.000	1 / (0-1)
Tom Renney	2006-07	10	6	4	–	.600	2 / (1-1)
Tom Renney	2007-08	10	5	5	-	.500	2/ (1-1)
John Tortorella	2008-09	7	3	4	–	.429	1 / (0-1)
John Tortorella	2010-11	5	1	4	–	.200	1 / (0-1)
John Tortorella	2011-12	20	10	10	–	.500	3 / (2-1)
John Tortorella	2012-13	12	5	7	–	.417	2 / (1-1)
Alain Vigneault	2013-14	25	13	12	-	.520	4 / (3-1)

ALL-TIME PLAYOFF RECORDS

TEAM RECORDS: STREAKS

LONGEST WINNING STREAK: 7 1993-94. Began 4/17, with a 6-0 victory over Islanders, in Game One of the Quarterfinals, Ended 5/7, when defeated at Washington, 4-2 in Game Four of Semifinals.
LONGEST HOME WINNING STREAK: 8 Began 3/28/39, with a 2-1 victory over Boston, in Game Four of Semifinals. Ended 3/22/42, when defeated by Toronto in Game Three of the Semifinals.
LONGEST ROAD WINNING STREAK: 4 (twice) Began 4/4/73, with a 6-2 victory at Boston in Game One of the Quarterfinals. Ended 4/15/73, when defeated at Chicago, 5-4 in Game 2 of the Semifinals. Began 4/9/72, with a 6-4 victory at Montreal Canadiens in Game Four of the Quarterfinals. Ended 4/30/72, when defeated at Boston, 6-5 in Game One of the Quarterfinals.
LONGEST LOSING STREAK: 10 Began 4/11/68, when defeated at Chicago, 7-4 in Game Three of the Quarterfinals. Ended 4/11/70, with a 4-3 victory over Boston in Game Three of the Quarterfinals.
LONGEST HOME LOSING STREAK: 4 (three times) Began 5/20/97, when defeated by Philadelphia, 6-3 in Game Three of the Conference Finals. Ended 4/17/07, with a 7-0 victory over Atlanta Thrashers in Game Three of the Conference Quarterfinals. Began 5/24/95, when defeated by Philadelphia, 5-2 in the Game Three of the Semifinals. Ended 4/26/96, with a 3-2 victory over Montreal Canadiens in Game Five of the Conference Quarterfinals. Began 4/15/50, when defeated by Detroit, 4-0 in Game Three of the Stanley Cup Finals. Ended 3/28/57, with a 4-3 overtime victory over Montreal Canadiens in Game Two of the Semifinals.
LONGEST ROAD LOSING STREAK: 17 Began 4/3/58, when defeated at Boston 6-1 in Game Five of the Semifinals. Ended 4/11/71, with a 4-2 victory at Toronto in Game Four of the Quarterfinals.

TEAM RECORDS: PLAYOFF YEAR

MOST GAMES PLAYED: 25 2013-14 (13-12).
MOST VICTORIES: 16 1993-94 (23 games).
MOST LOSSES: 12 2013-14 (25 games).
MOST TIES: 2 1934-35 (4 games).
MOST GOALS: 81 1993-94 (23 games).
MOST ASSISTS: 121 1993-94 (23 games).
MOST SCORING POINTS: 202 1993-94 (23 games).
MOST PENALTY MINUTES: 426 1985-86 (16 games).
MOST GOALS ALLOWED: 60 2013-14 (25 games).
MOST SHUTOUTS: 4 (twice) 1993-94 (23 games) and 1936-37 (9 games).
MOST SHUTOUTS AGAINST: 3 1927-28 (9 games); 1928-29 (6 games); 1930-31 (4 games); 1936-37 (9 games); 1986-87 (6 games); 1996-97 (15 games); 2008-09 (7 games); 2013-14 (25 games).
MOST POWER PLAY GOALS: 22 1993-94, 8 vs. Islanders, 4 vs. Washington, 4 vs. New Jersey and 6 vs. Vancouver.
MOST SHORTHANDED GOALS: 6 1978-79. 5 vs. Philadelphia and 1 vs. Montreal.
LATEST DATE OF PLAYOFF GAME: 6/14/94 vs. Vancouver, Stanley Cup Final, Game Seven.

TEAM RECORDS: SERIES

MOST GOALS: 29 1980-81, Quarterfinal. Rangers defeated St. Louis, 4 games to 2, outscoring opponent 29-22.
MOST GOALS, TWO-GAME SERIES: 9 1978-79, Preliminary Round. Rangers defeated Los Angeles, 2 games to 0, outscoring opponent 9-2.
MOST GOALS, THREE-GAME SERIES: 18 1982-83, Division Semifinal. Rangers defeated Philadelphia, 3 games to 0, outscoring opponent 18-9.
MOST GOALS, FOUR-GAME SERIES: 23 1980-81, Preliminary Round. Rangers defeated Los Angeles, 3 games to 1, outscoring opponent 23-12.
MOST GOALS, FIVE-GAME SERIES: 28 1978-79, Quarterfinal. Rangers defeated Philadelphia, 4 games to 1, outscoring opponent 28-8.
MOST GOALS, SIX-GAME SERIES: 29 1980-81, Quarterfinal. Rangers defeated St. Louis, 4 games to 2, outscoring opponent 29-22.
MOST GOALS, SEVEN-GAME SERIES: 26 1991-92, Division Semifinal. Rangers defeated New Jersey, 4 games to 3, outscoring opponent 26-25.
MOST GOALS ALLOWED: 28 1982-83, Division Final. Rangers defeated by NY Islanders, 4 games to 2, being outscored 28-15.
MOST GOALS ALLOWED, TWO-GAME SERIES: 5 (three times) 1934-35, Quarterfinal. Rangers defeated Montreal Canadiens, 6-5 in total goals; 1934-35, Semifinal. Rangers defeated by Montreal Maroons, 5-4 in total goals; 1932-33, Quarterfinal. Rangers defeated Montreal Canadiens, 8-5 in total goals.
MOST GOALS ALLOWED, THREE-GAME SERIES: 18 1931-32, Stanley Cup Final. Rangers defeated by Toronto, 3 games to 0 being outscored 18-10.
MOST GOALS ALLOWED, FOUR-GAME SERIES: 19 1988-89, Division Semifinal. Rangers defeated by Pittsburgh, 4 games to 0, being outscored 19-11.
MOST GOALS ALLOWED, FIVE-GAME SERIES: 24 1955-56, Semifinal. Rangers defeated by Montreal Canadiens, 4 games to 1, being outscored 24-12.
MOST GOALS ALLOWED, SIX-GAME SERIES: 28 1982-83, Division Final. Rangers defeated by NY Islanders, 4 games to 2, being outscored 28-15.

TEAM RECORDS: SERIES (CONT'D)

MOST GOALS ALLOWED, SEVEN-GAME SERIES: 25 1991-92, Division Semifinal. Rangers defeated New Jersey, 4 games to 3. Rangers scored 26 goals, Devils scored 25 goals.

MOST GOALS, BOTH TEAMS: 51 1991-92, Division Semifinal. Rangers defeated New Jersey, 4 games to 3, outscoring opponent 26-25. 1980-81, Quarterfinal. Rangers defeated St. Louis, 4 games to 2, outscoring opponent 29-22.

MOST GOALS, BOTH TEAMS, TWO-GAME SERIES: 13 1932-33, Quarterfinal. Rangers defeated Montreal Canadiens, 8-5 in total goals.

MOST GOALS, BOTH TEAMS, THREE-GAME SERIES: 28 1931-32, Stanley Cup Final. Rangers defeated by Toronto, 3 games to 0, being outscored 18-10.

MOST GOALS, BOTH TEAMS, FOUR-GAME SERIES: 35 1980-81, Preliminary Round. Rangers defeated Los Angeles, 3 games to 1, outscoring opponent 23-12.

MOST GOALS, BOTH TEAMS, FIVE-GAME SERIES: 37 1989-90, Division Final. Rangers defeated by Washington, 4 games to 1, outscoring New York 22-15.

MOST GOALS, BOTH TEAMS, SIX-GAME SERIES: 51 1980-81, Quarterfinal. Rangers defeated St. Louis, 4 games to 2, outscoring opponent 29-22.

MOST GOALS, BOTH TEAMS, SEVEN-GAME SERIES: 51 1991-92, Division Semifinal. Rangers defeated New Jersey, 4 games to 3, outscoring opponent 26-25.

MOST OVERTIME GAMES, ONE SERIES: 4 Defeated by Boston 4-3 in the 1939 Semifinals.

MOST PENALTY MINUTES: 214 1988-89, Division Semifinal vs. Pittsburgh (4 games). Pittsburgh had 210 penalty minutes for a total of 424 minutes.

MOST POWER PLAY GOALS: 10 1989-90, Division Semifinal vs. Islanders.

MOST SHORTHANDED GOALS: 5 1978-79, Quarterfinal vs. Philadelphia.

MOST SHUTOUTS: 3 1939-40, Semifinal vs. Boston.

MOST SHUTOUTS AGAINST: 2 (5 times) 2008-09, Conf. Quarterfinal vs. Washington; 1986-87, Division Semifinal vs. Philadelphia; 1936-37, Stanley Cup Final vs. Detroit; 1930-31, Semifinal vs. Chicago; 1927-28, Stanley Cup Final vs. Montreal Maroons; (6 times) 2013-14, Division Final vs. Pittsburgh.

FEWEST GOALS: 0 1930-31, Semifinal. Rangers defeated by Chicago, 3-0 in total goals.

FEWEST GOALS, TWO-GAME SERIES: 0 1930-31, Semifinal. Rangers defeated by Chicago, 3-0 in total goals.

FEWEST GOALS, THREE-GAME SERIES: 6 (twice) 1977-78, Preliminary Round. Rangers defeated by Buffalo, 2 games to 1, being outscored 11-6; 1940-41, Quarterfinal. Rangers defeated by Detroit, 2 games to 1, with 6 goals each.

FEWEST GOALS, FOUR-GAME SERIES: 4 2005-06, Conference Quarterfinal. Rangers defeated by New Jersey Devils, 4 games to 0, being outscored 17-4.

FEWEST GOALS, FIVE-GAME SERIES: 5 1927-28, Stanley Cup Final. Rangers defeated Montreal Maroons, 3 games to 2, being outscored by opponent 6-5.

FEWEST GOALS, SIX-GAME SERIES: 12 (3 times) 1967-68, Quarterfinal. Rangers defeated by Chicago, 4 games to 2, being outscored 18-12; 1947-48, Semifinal. Rangers defeated by Detroit, 4 games to 2, being outscored 17-12; 1941-42, Semifinal. Rangers defeated by Toronto, 4 games to 2, being outscored 13-12.

FEWEST GOALS, SEVEN-GAME SERIES: 11 2008-09, Conf. Quarterfinal. Rangers defeated by Washington, 4 games to 3, outscoring New York 19-11.

FEWEST GOALS ALLOWED: 0 (twice) 1936-37, Semifinal. Rangers defeated Montreal Maroons, 2 games to 0, outscoring opponent 5-0; 1928-29, Quarterfinal. Rangers defeated NY Americans, 1-0 in total goals.

FEWEST GOALS ALLOWED, TWO-GAME SERIES: 0 (twice) 1936-37, Semifinal. Rangers defeated Montreal Maroons, 2 games to 0, outscoring opponent 5-0; 1928-29, Quarterfinal. Rangers defeated NY Americans, 1-0 in total goals.

FEWEST GOALS ALLOWED, THREE-GAME SERIES: 9 1982-83, Division Semifinal. Rangers defeated Philadelphia, 3 games to 0, outscoring opponent 18-9.

FEWEST GOALS ALLOWED, FOUR-GAME SERIES: 3 1993-94, Conference Quarterfinal. Rangers defeated NY Islanders, 4 games to 0, outscoring opponent 22-3.

FEWEST GOALS ALLOWED, FIVE-GAME SERIES: 5 1996-97, Conference Semifinal. Rangers defeated New Jersey, 4 games to 1, outscoring opponent 10-5.

FEWEST GOALS ALLOWED, SIX-GAME SERIES: 9 1939-40, Semifinal. Rangers defeated Boston, 4 games to 2, outscoring opponent 15-9.

FEWEST GOALS ALLOWED, SEVEN-GAME SERIES: 12 2012-13 Conference, Quarterfinal. Rangers defeated Washington, 4 games to 3, outscoring opponent 16-12.

FEWEST GOALS, BOTH TEAMS: 1 1928-29, Quarterfinal. Rangers defeated NY Americans, 1-0 in total goals.

FEWEST GOALS, BOTH TEAMS, TWO-GAME SERIES: 1 1928-29, Quarterfinal. Rangers defeated NY Americans, 1-0 in total goals.

FEWEST GOALS, BOTH TEAMS, THREE-GAME SERIES: 12 1940-41, Quarterfinal. Rangers defeated by Detroit, 3 games to 0, with 6 goals each.

FEWEST GOALS, BOTH TEAMS, FOUR-GAME SERIES: 16 1932-33, Stanley Cup Final. Rangers defeated Toronto, 3 games to 1, outscoring opponent 11-5.

FEWEST GOALS, BOTH TEAMS, FIVE-GAME SERIES: 11 1927-28, Stanley Cup Final. Rangers defeated Montreal Maroons, 3 games to 2, being outscored by opponent 6-5.

FEWEST GOALS, BOTH TEAMS, SIX-GAME SERIES: 24 1939-40, Semifinal. Rangers defeated Boston, 4 games to 2, outscoring opponent 15-9.

FEWEST GOALS, BOTH TEAMS, SEVEN-GAME SERIES: 27 2011-12, Conference Quarterfinal, Rangers defeated Ottawa 4-3, outscoring them 14-13.

ALL-TIME PLAYOFF RECORDS

TEAM RECORDS: GAME

GREATEST WINNING MARGIN: 7 (twice) last – 4/17/07. Conference Quarterfinals, Game Three. Rangers defeated Atlanta 7-0 at Madison Square Garden.

GREATEST WINNING MARGIN, HOME: 7 (twice) last – 4/17/07. Conference Quarterfinals, Game Three. Rangers defeated Atlanta 7-0 at Madison Square Garden.

GREATEST WINNING MARGIN, ROAD: 6 (twice) last - 4/7/91, Division Semifinal, Game Three. Rangers defeated Washington, 6-0.

GREATEST LOSING MARGIN: 7 (twice) last - 4/19/86, Division Final, Game Two. Rangers defeated by Washington 8-1, in Washington.

GREATEST LOSING MARGIN, HOME: 6 (twice) last - 4/13/86, Division Semifinal, Game Four. Rangers defeated by Philadelphia, 7-1.

GREATEST LOSING MARGIN, ROAD: 7 (twice) last - 4/19/86, Division Final, Game Two. Rangers defeated by Washington, 8-1.

MOST GOALS: **10** 4/11/81, Rangers defeated Los Angeles, 10-3, at Madison Square Garden.

MOST GOALS ALLOWED: 8 (5 times) last- 4/9/87, Division Semifinals, Game Two. Rangers defeated at Philadelphia, 8-3.

MOST GOALS, BOTH TEAMS: 13 (twice) last - 4/17/83, Division Final, Game Three. Rangers defeated NY Islanders, 7-6 at Madison Square Garden.

MOST PENALTY MINUTES, BOTH TEAMS: 267 4/9/81, Preliminary Round, Game Two. Rangers had 142 penalty minutes and Los Angeles had 125 minutes for a total of 267 minutes.

FEWEST PENALTIES: 0 4/13/50, Stanley Cup Finals, Game Two. Rangers defeated Detroit, 3-1 at Madison Square Garden.

FEWEST PENALTY MINUTES: 0 4/13/50, Stanley Cup Finals, Game Two. Rangers defeated Detroit, 3-1 at Madison Square Garden.

MOST PENALTY MINUTES: 142 4/9/81, Preliminary Round, Game Two at Los Angeles. Los Angeles had 125 minutes for a total of 267 minutes.

MOST POWER PLAY GOALS: 4 4/8/82, Division Semifinals, Game Two vs. Philadelphia at Madison Square Garden.

MOST SHORTHANDED GOALS: 2 (5 times) last - 5/1/92, Division Semifinal, Game Seven vs. New Jersey at Madison Square Garden.

MOST SHOTS: 54 5/31/94, Stanley Cup Finals, Game One vs. Vancouver at Madison Square Garden. Rangers were defeated 3-2 in overtime.

MOST SHOTS ALLOWED: 55 4/11/91, Division Semifinal, Game Five vs. Washington at Madison Square Garden. Rangers were defeated 5-4 in overtime.

FEWEST GOALS, BOTH TEAMS: 0 3/19/28, Quarterfinal, Game One. Rangers tie NY Americans 0-0, in first game of total goals series at Madison Square Garden.

TEAM RECORDS: OVERTIME GAME

ALL-TIME OVERTIME RECORD: 36 Wins and 48 Losses; 16-19 at home, 20-29 on the road.

LONGEST HOME OVERTIME PLAYED BY RANGERS: 59 min. 25 sec. Semifinals, Game One. Mel Hill of the Boston Bruins scored at 19:25 of the third overtime, 3/21/39. Bruins won 2-1.

LONGEST ROAD OVERTIME PLAYED BY RANGERS: 68 min. 52 sec. Semifinals, Game One. Gus Rivers of the Montreal Canadiens scored at 8:52 of the fourth overtime, 3/28/30 at Montreal. Canadiens won, 2-1.

SHORTEST HOME OVERTIME PLAYED BY RANGERS: 11 sec. Preliminary Round, Game Three. J.P. Parise of the New York Islanders scored at 0:11 of the first overtime, 4/11/75. Islanders won, 4-3.

SHORTEST ROAD OVERTIME PLAYED BY THE RANGERS: 25 sec. Conference Semifinals, Game Two. Kevin Haller of the Philadelphia Flyers scored at 0:25 of the first overtime, 5/22/95 at Philadelphia. Flyers won series, 4-0.

MOST SHOTS (OVERTIME): 26 5/31/94, Stanley Cup Finals, Game One vs. Vancouver at Madison Square Garden. Canucks won 3-2.

FASTEST OVERTIME GOAL BY A RANGER: 33 sec. Preliminary Round, Game One. Steve Vickers scored at 0:33 of the first overtime against the Atlanta Flames at Madison Square Garden, 4/8/80. Rangers won, 2-1.

TEAM RECORDS: PERIOD

MOST GOALS: 6 Quarterfinals, Game Five. Defeated Philadelphia, 8-3 on 4/24/79. Rangers scored six goals in third period and won game, 8-3.

MOST GOALS ALLOWED: 5 (7 times) last- Stanley Cup Finals, Game Five. 6/9/94 by Vancouver at Madison Square Garden. Canucks scored five goals in the third period and won the game, 6-3.

MOST GOALS BY RANGERS AND OPPONENT: 9 Quarterfinals, Game Five. 4/24/79 vs. Philadelphia in the third period at Philadelphia. Rangers scored six goals and the Flyers scored three.

MOST PENALTY MINUTES: 125 Preliminary Round, Game Two in the first period at Los Angeles on 4/9/81.

MOST PENALTY MINUTES, OPPONENT: 104 Preliminary Round, Game Two in the first period at Los Angeles on 4/9/81.

MOST PENALTY MINUTES, BOTH TEAMS: 229 Preliminary Round, Game Two in first period at Los Angeles on 4/9/81. Rangers had 125 minutes and Los Angeles had 104 minutes.

MOST PENALTIES: 24 Preliminary Round, Game Two in first period at Los Angeles on 4/9/81. Los Angeles had 19 penalties for a total of 43 minutes.

MOST POWERPLAY GOALS: 3 Eastern Conference Finals, Game One in the third period at Montreal on 5/17/14. Stanley Cup Finals, Game Three in the first period against Boston at Madison Square Garden on 5/4/72.

FASTEST TWO GOALS: 6 sec. Rod Gilbert at 9:32 and 9:38 of second period against Chicago in Quarterfinals at Chicago, 4/11/68.

FASTEST THREE GOALS: 38 sec. Jim Wiemer at 12:29, Bob Brooke at 12:43, Ron Greschner at 13:07 of third period against Philadelphia in Division Semifinals at Madison Square Garden, 4/12/86.

ALL-TIME PLAYOFF RECORDS

INDIVIDUAL RECORDS: CAREER

MOST GAMES: 93 Walt Tkaczuk.
MOST GOALS: 34 Rod Gilbert.
MOST ASSISTS: 61 Brian Leetch.
MOST POINTS: 89 Brian Leetch, seven playoffs.
MOST POINTS BY A DEFENSEMAN: 89 Brian Leetch.
MOST POWER PLAY GOALS: 12 Adam Graves and Brian Leetch.
MOST PENALTY MINUTES: 159 Ching Johnson.
MOST SHUTOUTS: 9 Mike Richter and Henrik Lundqvist.
MOST PLAYOFF SEASONS: 12 Ron Greschner.

INDIVIDUAL RECORDS: PLAYOFF YEAR

MOST GOALS: 12 Mark Messier, 1993-94.
MOST ASSISTS: 23 Brian Leetch, 1993-94.
MOST POINTS: 34 Brian Leetch, 1993-94.
MOST GOALS BY A DEFENSEMAN: 11 Brian Leetch, 1993-94.
MOST ASSISTS BY A DEFENSEMAN: 23 Brian Leetch, 1993-94.
MOST POINTS BY A DEFENSEMAN: 34 Brian Leetch, 1993-94.
MOST POINTS BY A ROOKIE: 20 Don Maloney, 1978-79 (18 games, 7 goals, 13 assists).
MOST POWER PLAY GOALS: 6 Adam Graves, 1995-96.
MOST GAME-WINNING GOALS: 4 Brian Leetch and Mark Messier, 1993-94.
MOST PENALTY MINUTES: 93 Ed Hospodar, 1980-81.
MOST THREE-OR-MORE-GOAL GAMES: 2 Wayne Gretzky, 1997.
MOST CONSECUTIVE SHUTOUTS: 3 John Ross Roach, 1929. 3/19 vs. NY Americans 0-0, 3/21 vs. NY Americans 1-0, 3/24 vs. Toronto 1-0.
MOST MINUTES PLAYED BY A GOALTENDER: 1,516 Henrik Lundqvist, 2013-14 (25 games).
MOST WINS BY A GOALTENDER: 16 Mike Richter, 1993-94.
MOST SHUTOUTS: 4 Mike Richter, 1993-94, Dave Kerr, 1936-37.

INDIVIDUAL RECORDS: SERIES

MOST GOALS: 6 Adam Graves, 1995-96, Conference Quarterfinals vs. Montreal.
MOST GOALS, OPPONENT: 9 John Druce, Washington, 1989-90, Division Finals vs. Washington.
MOST ASSISTS: 8 (many times) last – Ryan McDonagh, 2013-14, Conference Finals vs. Montreal.
MOST ASSISTS, OPPONENT: 10 (many times) last- Bob Bourne, NY Islanders, 1982-83, Division Final vs. NY Islanders.
MOST POINTS: 11 (many times) last – Brian Leetch, 1993-94, Stanley Cup Finals vs. Vancouver. Leetch had 5 goals and 6 assists.
MOST POINTS, OPPONENT: 14 Fleming Mackell, Boston, 1957-58, Semifinals vs. Boston.
MOST PENALTY MINUTES: 93 Ed Hospodar, 1980-81, Preliminary Round vs. Los Angeles.
MOST POWER PLAY GOALS: 6 Adam Graves, 1995-96.
MOST SHUTOUTS: 3 Dave Kerr, 1940, Semifinals vs. Boston in Game One (4-0), Game Four (1-0) and Game Five (1-0).

ALL-TIME PLAYOFF RECORDS

INDIVIDUAL RECORDS: GAME

MOST GOALS: 3 (14 times) last – Michael Nylander, 4/17/07 vs. Atlanta in Game Three of the Conference Quarterfinals.
MOST GOALS BY A DEFENSEMAN: 3 Brian Leetch, 5/22/95. Semifinals Game Two at Philadelphia.
MOST ASSISTS: 6 Mikko Leinonen, 4/8/82 against Philadelphia in Game Two of the Division Semifinals.
MOST POINTS: 6 Mikko Leinonen, 4/8/82 against Philadelphia in Game Two of the Division Semifinals.
MOST POINTS BY A DEFENSEMAN: 4 (five times) Ryan McDonagh, 5/17/14 vs. Montreal in Game One of the Conference Finals at Montreal (one goal, three assists). Brian Leetch, 6/7/94 vs. Vancouver in Game Four of the Stanley Cup Finals at Vancouver (one goal, three assists). Brian Leetch, 5/9/94 vs. Washington in Game Five of the Conference Semifinals at Madison Square Garden (one goal, three assists). Dave Maloney, 4/9/83 vs. Philadelphia in Game Three of the Division Semifinals at Madison Square Garden (four assists). Brad Park, 5/4/72 vs. Boston in Game Three of the Stanley Cup Finals at Madison Square Garden (two goals, two assists).
MOST PENALTY MINUTES: 39 Ed Hospodar, 4/9/81 at Los Angeles in Game Two of the Preliminary Round.
MOST POWER PLAY GOALS: 2 (10 times) last - Wayne Gretzky, 5/18/97 at Philadelphia in Game Two of the Conference Finals.
MOST SHORTHANDED GOALS: 2 Mark Messier, 4/21/92 against New Jersey at Madison Square Garden in Game Two of the Division Semifinals.
FASTEST GOAL FROM START OF GAME: 27 sec. Ed Hospodar on 4/9/81 vs. Los Angeles at Los Angeles in Game Two of the Preliminary Round.
FASTEST GOAL FROM START OF GAME BY OPPONENT: 13 sec. Claude Larose of Montreal on 4/11/67 at Madison Square Garden in Game Three of the Semifinals.

INDIVIDUAL RECORDS: PERIOD

MOST GOALS: 3 (twice) Conference Quarterfinals, Game Four - Wayne Gretzky, 4/23/97 vs. Florida, at Madison Square Garden in the second period. Conference Finals, Game Six - Mark Messier, 5/25/94 at New Jersey in the third period.
MOST ASSISTS: 3 (four times) Conference Quarterfinals, Game Three – Jaromir Jagr, 4/17/07 vs. Atlanta at Madison Square Garden in the first period. Conference Semifinals, Game Five - Brian Leetch, 5/9/94 vs. Washington, at Madison Square Garden in the first period. Semifinals, Game Three - Jean Ratelle, 4/22/71 vs. Chicago at Madison Square Garden in the first period. Division Semifinals, Game Two - Mikko Leinonen, 4/8/82 vs. Philadelphia at Madison Square Garden in the first period.
MOST PENALTIES: 6 Preliminary Round, Game Two - Ed Hospodar, 4/9/81 at Los Angeles in the first period. (2 minors, 1 major, 1 ten minute misconduct, 2 game misconducts).
MOST PENALTY MINUTES: 39 Preliminary Round, Game Two - Ed Hospodar, 4/9/81 at Los Angeles in the first period.
MOST POWER PLAY GOALS: 2 (four times) Conference Quarterfinals, Game Three - Adam Graves, 4/21/96 at Montreal in the first period. Conference Semifinals, Game Two - Brian Leetch, 5/22/95 at Philadelphia in the first period. Semifinals, Game Two - Mac Colville, 3/22/42 vs. Toronto at Madison Square Garden in the third period. Stanley Cup Finals, Game Three - Brad Park, 5/4/72 vs. Boston at Madison Square Garden in the first period.

NEW YORK RANGERS STANLEY CUP CHAMPIONSHIP TEAMS

1927-28 — Standing (Left to Right)-Ching Johnson, Bill Boyd, Paul Thompson, Lorne Chabot, Lester Patrick (sub-goaltender, manager and coach), Bill Cook, Taffy Abel, Joe Miller (sub-goaltender), Bun Cook. Bottom Row (Left to Right)-Harry Westerby (trainer), Murray Murdoch, Art Chapman, Leo Bourgault, Patsy Gallighen, (unknown), Frank Boucher, Alex Gray.

1932-33 — Standing (Left to Right)-Jimmy Arnott, Gordon Pettinger, Bill Cook, Earl Seibert, Ossie Asmundsen, Lester Patrick (Manager), Babe Siebert, Ching Johnson, Bun Cook, Butch Keeling, Murray Murdoch, Ott Heller, Doug Brennan. Bottom Row (Left to Right)-Wilfie Starr, Carl Voss, Cecil Dillon, Harry Westerby (Trainer), Artie Somers, Andy Aitkenhead.

1939-40 — Standing (Left to Right)-Frank Boucher (Coach), Lynn Patrick, Neil Colville, Ott Heller, Art Coulter (Captain), Babe Pratt, Muzz Patrick, Alf Pike, Lester Patrick (Manager). Bottom Row (Left to Right)-Alex Shibicky, Phil Watson, Kilby MacDonald, Bryan Hextall, Dave Kerr, Mac Colville, Clint Smith, Dutch Hiller, Harry Westerby (Trainer).

NEW YORK RANGERS STANLEY CUP CHAMPIONSHIP TEAMS

New York Rangers 1993-94 Stanley Cup Champions

First Row (left to right): Mike Richter, Kevin Lowe, Steve Larmer, Dick Todd - Assistant Coach, Neil Smith - President and General Manager, Mark Messier - Captain, Mike Keenan - Head Coach, Colin Campbell - Associate Coach, Brian Leetch, Adam Graves, Glenn Healy. Second Row: Mike Folga - Trainer, Joe Murphy - Trainer, Glenn Anderson, Joe Kocur, Alexei Kovalev, Craig MacTavish, Sergei Nemchinov, Sergei Zubov, Dave Smith - Trainer, Bruce Lifrieri - Trainer. Third Row: Esa Tikkanen, Greg Gilbert, Jay Wells, Stephane Matteau, Jeff Beukeboom, Doug Lidster, Brian Noonan. Top Row: Mike Hartman, Mike Hudson, Alexander Karpovtsev, Eddie Olczyk, Nick Kypreos.

RANGERS HERITAGE

90

Madison Square Garden

The World's Most Famous Arena

The Rangers images alone are endless, burning, unforgettable... Pete Stemkowski in triple OT... Ed-die, Ed-die... Mark Messier, Cup in hand, wiping out 54 years of frustration... The Great One's farewell...

Those images just scratch the surface of this building, which also featured Hope and Crosby on Opening Night... Willis Reed out of the tunnel for Game Seven... 19 straight Knicks points against Milwaukee... Sinatra in The Main Event... Ali and Frazier in The Fight... The Dunk... Patrick Ewing slam-dunking the Knicks into the Finals... LJ's four-pointer... The Stones and The Dead and The King and The Pope and Streisand and Carter and Clinton and Bush...

It could all only happen in one place... Not a mere building but a state of mind... The greatest of the great in sports, arts and entertainment, summed up in three words... Madison Square Garden... The World's Most Famous Arena...

BEGINNINGS

The current Garden - located between 31st and 33rd Streets and Seventh and Eighth Avenues on Manhattan's West Side - is the fourth building (third site) to be named Madison Square Garden.

Garden I was located at Madison Square: 26th Street and Madison Avenue. It was originally opened in 1874 (at a cost of $35,000) by the legendary P.T. Barnum as "Barnum's Monster Classical and Geological Hippodrome." However, it was soon renamed "Gilmore's Garden" when the lease was auctioned off to bandmaster Patrick S. Gilmore (the term "Garden" was used often during this period to denote a place of public gathering and entertainment).

The building, which had 28-foot walls without a roof, hosted a varied schedule of social and fraternal meetings, flower shows and commercial exhibitions. When Gilmore's lease expired in 1878, it was picked up briefly by W. M. Tileson. The following year, William Vanderbilt of the New York Central Railroad assumed control of the facility and officially renamed it "Madison Square Garden" on May 31, 1879. Featuring a sports and entertainment program that stressed such events as boxing and the National Horse Show, Garden I stood until its demolition in 1889.

Garden II was constructed on the site of Garden I, opening on Jun. 16, 1890 at a cost of $1.5 million. It contained an 8,000-seat main arena, 1,500-seat concert hall, 1,200-seat theatre and the world's largest indoor swimming pool. The Spanish Renaissance-style structure was topped by its most famous feature: a 32-story tower and roof garden atop which stood Augustus Saint-Gauden's gold statue of Diana, Goddess of the Hunt.

Stanford White, the renowned architect who designed Garden II, also figured in its most famous - and infamous - event. On the night of Jun. 25, 1906, White was gunned down in the Garden's rooftop garden by Pittsburgh millionaire Harry Thaw, allegedly in revenge for White's long-standing affair with Thaw's wife, showgirl Evelyn Nesbit. The White-Thaw-Nesbit love triangle was ultimately immortalized in the 1955 film The Girl in the Red Velvet

Swing - starring Ray Milland as White and Joan Collins as Nesbit - and in the recent best-seller American Eve by Paula Uruburu (Riverhead Books, 2008). Nesbit died in obscurity in California at age 81 in 1967.

Garden II hosted a sporting card heavy with boxing, wrestling, six-day bicycle races and horse shows, along with national events such as the 1924 Democratic National Convention, a marathon that lasted through 16 days and 103 ballots. Movie buffs will recall that in Orson Welles' 1941 classic Citizen Kane, Charles Foster Kane's acceptance of the 1916 New York gubernatorial nomination takes place at Garden II (although, obviously, it wasn't actually filmed there).

Garden II closed with a boxing card on May 5, 1925, followed by a mournful eulogy by ring announcer Joe Humphreys: "Farewell to thee, o temple of fistiana. Farewell to thee, o sweet Miss Diana...". The New York Life Insurance Building (51 Madison Avenue) occupies the former site of Gardens I and II, while Diana found a new home at the Philadelphia Museum of Art.

Garden III - the "Old Garden" - was built in just 249 days at 49th Street and Eighth Avenue under the watchful eyes of promoter Tex Rickard and architect Thomas Lamb. The fabled 18,000-seat arena, built at a cost of $5.6 million, opened with a six-day bicycle race on Nov. 24, 1925, and for 43 years was America's premier sports and entertainment showplace. Ironically, Rickard did not live to see the blossoming of Garden III, suffering a fatal appendicitis attack on Jan. 6, 1929.

Anyone who ever set foot in the Old Garden remembers its unforgettable atmosphere...the sky-high balcony...the haze from decades of cigarette smoke...the main lobby, a schmoozer's paradise...the marquee...G.O. Cards... the organ (played first by Gladys Goodding, later by Virginia Thomas)...the unmistakable voice of John Condon...the Nedick's and Adam Hats stores that flanked the main entrance...

Sports - especially hockey, basketball, boxing and track - would be the lifeblood of the Old Garden. But it also hosted entertainment extravaganzas ranging from the Ringling Bros. and Barnum & Bailey Circus and the Gene Autry Rodeo to star-studded spectacles like Mike Todd's 1957 anniversary party for his film Around the World in 80 Days and President

John F. Kennedy's May 19, 1962 birthday party which featured Marilyn Monroe's breathless version of "Happy Birthday." On the screen, the Garden provided the inspiration, and title, for the 1932 Paramount epic Madison Square Garden, starring Jack Oakie and ZaSu Pitts, as well as the on-location backdrop for the harrowing final reel of John Frankenheimer's 1962 classic The Manchurian Candidate.

The first NHL team to play at Garden III was the New York Americans, who rented the building for the 1925-26 season. The Rangers played their first regular-season NHL game there on Nov. 16, 1926, beating the Montreal Maroons 1-0. In the 42 years the Rangers played on 49th Street, they would win three Stanley Cup championships (1928, 1933 and 1940) and develop a host of Hall of Famers, including Bill Cook, Frank Boucher, Ching Johnson, Babe Pratt, Neil Colville, Chuck Rayner, Andy Bathgate, Harry Howell, Gump Worsley, Rod Gilbert, Jean Ratelle and Eddie Giacomin.

The Rangers played their final game at the Old Garden on the afternoon of Feb. 11, 1968; a 3-3 tie with Detroit. The last event ever was the Westminster Dog Show, over Feb. 12-13, 1968. After the Old Garden was demolished, the site was used for years as a Kinney parking lot. The Worldwide Plaza office/apartment complex, which opened in 1989, now occupies the site.

Garden IV On Nov. 3, 1960, Garden president Irving Mitchell Felt announced plans for a new Madison Square Garden - Garden IV - to eventually be built at 33rd Street between Seventh and Eighth Avenues, atop Pennsylvania Station.

Prospective sites for a New Garden had been discussed throughout the mid- and late-'50s, especially the area at Columbus Circle which would eventually house the New York Coliseum and, ultimately, the Time Warner Center.

Then the Garden Corporation obtained the coveted "air rights" above Penn Station from the Pennsylvania Railroad in 1961. The Railroad had entertained the idea of selling Penn Station's air rights as far back as 1951, when faced with a $72 million deficit. In 1955, Railroad president James Symes and famed real estate developer William Zeckendorf signed an agreement to option the Station's air rights for an industrial-commercial "Palace of Progress", with a new, renovated Penn Station below street level. When the project fell through, the Railroad sold the air rights to the Garden Corporation. Above-ground demolition of Penn Station began on Oct. 28, 1963, with new concrete poured starting on May 1, 1964.

Garden IV opened as a glittering sports and entertainment showplace, with its distinctive circular, cable-suspended roof above the 19,000-seat arena, its 5,000-seat Felt Forum, 48-lane Bowling Center, 500-seat cinema, Hall of Fame Club, National Art Museum of Sport, 50,000-square foot Exposition Rotunda and 29-story office building (Two Penn Plaza) attached by a pedestrian mall.

The first element of the New Garden complex to open its doors was the Bowling Center, on Oct. 30, 1967. On Nov. 26, 1967, the Felt Forum opened with a performance of the Welsh and Scots Guards.

The "New Garden" itself officially opened on Feb. 11, 1968, when Bob Hope and Bing Crosby hosted "The Night of the Century," a star-studded salute to the USO. One week later – Feb. 18, 1968 – the Rangers played their first game in their new home, a 3-1 victory over a Philadelphia Flyers team that had entered the NHL that season in what signaled the end of the NHL's Original Six era.

ODDS 'N ENDS

- Cost for design and construction of the present Garden was $43 million.
- Garden IV was built by Turner Construction and the Del E. Webb Corporation. The building was designed by Charles Luckman, the fabled entrepreneur and architect who died in 1999. Luckman also designed the Great Western Forum, the Los Angeles Convention Center, CBS Television City, the Prudential Center in Boston and the Johnson Space Center in Houston.
- The Garden arena is 425 feet in diameter, 13 stories high, and occupies 820,000-square feet of real estate.
- Each of the four entrance/exit towers is over 100 feet high and contains at least 10 escalators.
- Seating capacity for Rangers hockey is 18,200.

THROUGH THE YEARS

A look at the improvements/enhancements at Garden IV over the years:

1972: Garden IV becomes the first New York sports venue to install luxury boxes, formally named "Hall of Fame Lounges." The original deck of 11 luxury suites - each measuring 23x15 feet and accommodating 10 people - is installed above the mezzanine level on the 33rd Street side. Due to the ongoing luxury suite construction, basketball broadcast locations are moved to courtside and directly above center-court exit tunnels. Previously, they had been located in a two-level booth suspended from the roof.

1977: Original end zone scoreboards replaced by new 36-foot long scoreboards in each end zone, and smaller auxiliary boards on the facing of the mezzanine at center court. New boards feature tenth-of-a-second timing capabilities and black-and-white animated matrix boards.

1989-91: Over a three-year span, the Garden complex undergoes its most extensive renovation to date, a multi-million dollar effort in which:

- Each of the original red, orange, yellow, green and blue seats is removed and replaced. Primary color scheme is now purple and teal.
- Existing scoreboards are replaced by a computerized, state-of-the-art system that features the eight-sided Center Display Board (37 feet wide at the top, 34 feet wide at the bottom), complete with "GardenVision" color replay screens and multi-colored end zone boards, by White Way Company of Chicago. It is the first eight-sided scoreboard in a major U.S. arena. Original Garden sound system is also completely overhauled, including the replacement of the original center-hung "sound cluster" with four separate speaker clusters affixed to the arena ceiling.

- Original Hall of Fame Lounges (luxury boxes) are removed and replaced by a completely new deck of 89 Club Suites that encircles the entire arena, including a double-deck of suites on the 7th Avenue end.
- The Paramount, a state-of-the-art, 5,600-seat theatre, is constructed on the former site of the Felt Forum, now named the Theater at Madison Square Garden. Fronting the main entrance is the Garden Walk of Fame, which opens in 1992.
- Two dining facilities - The Club Restaurant and the Play-By-Play sports bar and restaurant - are constructed on the former site of the Bowling Center and the Hall of Fame Club.
- Garden exterior renovated, including the installations of animated color matrix boards above the Seventh Avenue entrance to Penn Station and the Eighth Avenue facade.
- Upgrades and improvements in other areas of the Garden, including concession stands (and all-new Food Courts), locker rooms, press room, box office, Garden Team Store and broadcast facilities.

1995: Knicks and Rangers locker room areas are further renovated and expanded, including increased player/locker space, expanded training and X-ray facilities and individual offices for all coaches.

2000: Ongoing improvement program in the new century features "GardenVision" upgraded to HD format, making it the first indoor arena to feature HD playback.

2007: LED and Matrix center scoreboard and side out-of-town boards installed.

THE GARDEN TRANSFORMED

On October 25, 2013, Madison Square Garden began a new chapter in its celebrated history, with the completion of its three-year Transformation. The unprecedented project, which required 2.6 million man hours of labor, touched every aspect of the Arena, significantly enhancing the experience of customers, athletes, entertainers, suite holders and marketing partners, from the first row to the last.

The Transformed Garden ensures that the World's Most Famous Arena will continue to attract the historic, unforgettable events for which it has been known throughout its history, while also elevating the total customer experience. Patrons now have access to a full list of amenities including: improved sightlines; additional entertainment and dining options; new concourses; upgraded hospitality areas; new technology; and a completely transformed interior, which was carefully planned to maintain the unique intimacy of the Arena bowl and The Garden's world famous ceiling.

Specific highlights include:

- The new Chase Square Seventh Avenue entrance, which is nearly double in size of the previous entrance and features interactive kiosks, retail space and a broadcast area, along with an area dedicated to celebrating the efforts of the Garden of Dreams Foundation, a non-profit charity supported by MSG;
- Public concourses that are double or triple in width, some with spectacular city views;
- A wide new selection of food and beverage options, including exclusive food offerings from our MSG Signature Collection, featuring some of New York's top chefs;
- Improved upper bowl sightlines that put patrons more than 17 degrees closer to the action;
- New Chase bridges that provide one-of-a-kind views of the arena floor and offer a unique perspective for fans;
- State of the art lighting, sound and LED video systems in high definition and new fiber-optic cabling throughout the building;
- Improved locker rooms, dressing rooms, green rooms and production offices;
- Additional restrooms with 50 percent more capacity;
- Unique exhibits celebrating the Garden's stories history, including the Garden 366 visual retrospective and the Defining Moments Exhibit on the Madison and Concourse levels; and
- A whole new slate of suite and entertainment offerings, including:
  - 21 Event Level suites that offer a lounge/entertainment atmosphere
  - 51 Madison Level suites that are 40 percent larger than our previous suites, and located as close as 23 rows above the arena floor
  - 18 transformed 9th Floor Signature Level suites; and
  - Three new club spaces: the 1879 Club presented by J.P. Morgan; the Delta SKY360 Club on the Event Level and the Madison Club presented by Foxwoods on the 7th floor

Today's acclaim for Madison Square Garden is a testament to the careful planning and execution of the Transformation – and a signal that The Garden's future will be as bright as its celebrated past.

"New York is not a city. It is a set of cities, dozens of them, divided by caste, class, taste and blood. Most of us are welcome in a few of these cities, barred from others by tradition, or fear, or indifference, or income. But all of us hold safe conduct passes to The Garden. It is a center of experience for the same reason New York is: nothing is out of place there. Walk through a neighborhood of New York and you will find people who would never dream of setting foot in Carnegie Hall, the Empire State Building, the Fillmore East, Sunnyside Gardens, The Four Seasons, or the Bronx Zoo. Madison Square Garden is alien to none of us."- *Jeff Greenfield, 1974*

Entering the 89th year of operation, the NEW YORK RANGERS have entertained fans with some of the most memorable moments in New York sporting history. Playing at Madison Square Garden, the World's Most Famous Arena, the Rangers have built a storied reputation on pride, passion and tradition.

It might seem hard to believe, but the New York Rangers were once an NHL expansion team.

The year was 1926, and hockey was already a popular sport at Madison Square Garden – only the team of choice was not yet the Blueshirts. Back then, another NHL squad, the old New York Americans, were drawing big crowds in their first season at The Garden.

The Americans, who wore stars-and-stripes jerseys patterned after the American flag, proved that MSG was a perfect venue for hockey. Garden President George Lewis "Tex" Rickard came to realize that the time was ripe for a second New York hockey team – one owned and operated by The Garden itself. Working with the league, Rickard managed to secure a team for the 1926-27 season.

Rickard knew he had to put a strong team on the ice to compete with the Americans and win over the loyalty of New Yorkers just discovering hockey. To assemble this team, he convinced one of the brightest minds in hockey, Conn Smythe, to leave his post at the University of Toronto. Rickard encouraged Smythe to travel throughout North America in search of the most talented "undiscovered" players he could find.

Smythe ended up laying the groundwork for a team that was instantly a Stanley Cup contender. In the course of one summer, he found future Hall of Fame forwards Frank Boucher, Bill Cook, and Bun Cook; Hall of Fame defenseman Ivan 'Ching' Johnson; and second line winger Murray Murdoch, who would become hockey's first 'iron man' by playing 508 consecutive games.

As Smythe was out signing players, sportswriters back in New York began referring to the team as 'Tex's Rangers'. The name stuck, and Rickard formally adopted it – stripping the word "Rangers" diagonally across the front of a blue jersey to make his team stand out from the Americans, whose name was displayed horizontally on the players' jerseys.

Before the start of the 1926-27 season, Smythe left the team he had built as a result of disagreements with Garden management. Rickard looked west to British Columbia, where he found one of hockey's great pioneers in Lester Patrick. Although Smythe had put the roster together, it was Patrick who would mold it into a championship team.

The Rangers immediately established themselves as a formidable hockey team in New York, surpassing the Americans in both the NHL standings and in popularity. They finished their first season with the best record in the American Division, and team captain Bill Cook led the league with 33 goals and 37 points. The following year, they won the first of the franchise's four Stanley Cup championships, defeating the Montreal Maroons three games to two. During Game 2 of the series, the 44-year old Patrick made headlines and hockey history by substituting himself for injured goaltender Lorne Chabot and holding his own in net for the win.

Since the Rangers pulled off their remarkable feat in 1928, no other NHL team has ever won the Cup in its first two years of existence.

The Rangers quickly earned the adoration of New Yorkers with a reputation for hard, clean play. Combined with Patrick's innovative tactics, the Rangers became known as 'the classiest team in hockey,' advancing to the finals four times in their first seven years.

Boucher epitomized the club's style and grace, winning the Lady Byng Trophy so frequently that the league allowed him to keep the original silverware and struck a new award. Bill Cook, who still holds the Rangers career record of 11 hat tricks, brought the bulk of the offense. Bill, a right winger, and his brother Bun, a left winger, flanked Boucher to form one of the top lines in franchise history.

Bill Cook led the NHL with 28 goals and 50 points in 1932-33, and scored the Cup-clinching goal in overtime in Game 4 of the 1933 Stanley Cup Finals to give the Rangers their second Stanley Cup in franchise history.

By the late 1930s, New York had a new group of stars. The team acquired goalie Davey Kerr from the Maroons in 1934 and defenseman Art Coulter from Chicago in 1936, and the duo formed the backbone of the next great Rangers team. Prior to the 1939-40 season, Boucher succeeded Patrick as coach, and needed almost no time at all to bring the Cup back to New York. Led by Hall of Famers Neil Colville and Bryan Hextall, the Rangers won their third Stanley Cup title in 1940. Two years later, they were regular-season champions, thanks largely to the trio of Hextall, Lynn Patrick (Lester's son) and Phil Watson, who finished first, second, and fourth, respectively, in league scoring.

In their first 16 seasons, the Rangers missed the playoffs only once, and only twice did they fall lower than third place. By the early 1940s, the Blueshirts' popularity contributed to the decline of the Americans, who left The Garden for Brooklyn before eventually folding in 1942. During the 16-year span in which they were one of two New York hockey teams, the Rangers won one regular season championship, two American Division championships, and finished second in the league three times and Rangers games at The Garden became popular, attracting a 'dinner-jacket' crowd that often included sports figures, Broadway entertainers, New York's society elite and City Hall politicians.

THE ORIGINAL SIX ERA

In 1942, the Rangers became the only hockey team in the New York metropolitan area – a distinction they would hold for the next 30 years. The folding of the Americans had left just six NHL teams to compete for the Stanley Cup from the 1942-43 season all the way through the 1966-67 season – the final year before the modern NHL expansion began. The six teams that played during these golden years would forever be known as the Original Six, even though several of them, including the Rangers, were not part of the NHL when the league began operating in 1917.

Unfortunately, the Original Six era wasn't good to New York. The club struggled throughout the 1940s, as several members of the Rangers' all-star lineup served in their country's armed forces during World War II. Between 1943 and 1955, the Rangers made the playoffs only twice, although the second trip in 1950 took the Blueshirts all the way to the Stanley Cup Finals. New York pushed Detroit to the second overtime of Game 7 despite having to play home games in Toronto because the circus was at MSG. The 1950 Rangers' team was the ultimate Cinderella squad; they finished with a losing record in the regular season, yet stunned Montreal in the opening round before giving the regular-season champion Red Wings a major scare by taking a 3-2 lead after five games.

While the 1940s and most of the 1950s were lean years for the organization, each Rangers team featured outstanding individual talents: Buddy O'Connor became the first Ranger to win the Hart Trophy as NHL MVP in 1947-48, and goalie Chuck Rayner won it again in 1949-50 en route to his dramatic effort in the 1950 Stanley Cup Finals.

A fertile farm system and deft trades would eventually improve the team's fortunes. Hall of Famers Andy Bathgate, Dean Prentice, Harry Howell, Bill Gadsby and Gump Worsley boosted the team into the playoffs by 1956. Bathgate became the club's captain and all-time leading scorer, winning the Hart Trophy in 1958-59. Howell was recognized as one of the best defensemen in the league, and received the Norris Trophy as the NHL's top blueliner in 1966-67.

With Bathgate and Howell still in their prime, a Rangers Renaissance took hold in the 1960s under the leadership of Head Coach and General Manager Emile Francis. Beginning in the last season of the Original Six Era of 1966-67, the club made the playoffs nine consecutive seasons and was the only NHL team of the period to do so. Led by Rod Gilbert, who eclipsed Bathgate's club scoring records, and linemates Jean Ratelle and Vic Hadfield, the Rangers became a perennial NHL powerhouse for the first time since World War II began. In addition to their offensive firepower, the Rangers were boosted by a pair of future Hall of Famers: goaltender Ed Giacomin and defenseman Brad Park.

The apex of that dominating stretch came in 1971-72. The Rangers finished the season with a 48-17-13 record, good enough for the second-best record in the NHL. Hadfield became the first Rangers player to record 50 goals in a season, and Ratelle established a franchise record by tallying 109 points in just 63 games. The Blueshirts defeated Montreal and Chicago to advance to the Stanley Cup Finals, where they ultimately lost to Boston in six games.

At the end of the season, the Rangers learned they would not be New York's only hockey team any longer, as the NHL announced the formation of the Islanders, who would quickly emerge as the Blueshirts' most bitter local rival.

Following a two-year absence from post-season play in the mid- 1970s, a new core of Rangers led the team to another Stanley Cup Finals run. After hiring Fred Shero as head coach and general manager in 1978, the Rangers quickly signed Swedish superstars Ulf Nilsson and Anders Hedberg, who had dominated the World Hockey Association. Hedberg and Nilsson were joined by future Hall of Famer Phil Esposito and a cast of young, homegrown talent that included Ron Greschner, Dave and Don Maloney, Don Murdoch, Ron Duguay and Mike McEwen.

This group of Rangers, anchored by goaltender John Davidson, led the Rangers to series victories over Los Angeles and Philadelphia in the first two rounds of the 1979 Playoffs. In the Semifinals, the Blueshirts upset the top-seeded Islanders in six games to advance to the Stanley Cup Finals, thanks in large part to the goaltending of "JD." The Rangers remarkable run ended in the Finals, as the Montreal Canadiens defeated the Blueshirts in five games.

The trip to the 1979 Finals was the second of 10 straight playoff appearances for the Rangers, stretching from 1977-78 to 1986-87. During this time, the team added many colorful characters and fan favorites, including defensemen Barry Beck and Reijo Ruotsalainen, forwards Mike Rogers, Mark Pavelich, Pierre Larouche and Jan Erixon, and goaltender John Vanbiesbrouck.

Toward the end of this era, the Blueshirts drafted two players who would be instrumental in the team's success for the next two decades. First, the Rangers selected goaltender Mike Richter in the second round of the 1985 NHL Draft. The following year, the Blueshirts used the ninth overall pick to draft a defenseman from Connecticut named Brian Leetch.

It was not, however, until 1991 that the Rangers truly took their first step down the road to a long-awaited Stanley Cup championship in 1994. In September of that year, the team signed free agent forward Adam Graves, and one month later, acquired future Hall of Famer Mark Messier from the Edmonton Oilers. Messier, who was named captain prior to the Rangers' home opener on October 7, led the Blueshirts to the Presidents' Trophy, and won the Hart Trophy in 1991-92. Despite the team's success during the regular season, the Rangers were eliminated by Pittsburgh in six games in the Patrick Division Finals.

In 1993-94, the Rangers once again finished with the NHL's top record, as they established franchise records with 52 wins and 112 points during the regular season. After defeating the Islanders and Capitals in the first two rounds of the playoffs, the Blueshirts fell behind three games to two to the New Jersey Devils in the Eastern Conference Finals. Facing elimination on the road in Game 6, Messier guaranteed that the Rangers would win the game, and then tallied a natural hat trick in the third period to lead the Rangers to a 4-2 victory. Two nights later, the Rangers advanced to the Finals with a 2-1 win in Game 7, as Stephane Matteau scored the game-winning goal in double-overtime.



After ousting New Jersey, the Rangers faced the Vancouver Canucks in the Finals. The series turned into another seven-game thriller for the Blueshirts, which ended with a 3-2 victory in Game 7 at MSG. The Rangers' fourth Cup and the numerous franchise records set that season continued a long, distinguished history marked by outstanding team and individual performances. The emergence of superstars Leetch, Richter and Graves, who broke Hadfield's team record with 52 goals in 1993-94, provided the organization with the on-ice skill and off-ice leadership in order to consistently have a Stanley Cup-caliber roster.

Just two years after winning the Cup, the Rangers made headlines again in 1996 by signing the greatest player in NHL history. Wayne Gretzky would play a big part in the team's run to the 1997 Conference Finals during the first of his three seasons with the Blueshirts. "The Great One" played the final game of his NHL career with the Ranger on April 18, 1999. During the pre-game ceremony, the NHL announced that Gretzky's No. 99 would never be worn by another player.

In the years that followed, the Rangers would also say goodbye to the legends that graced The Garden ice in the 1990s. The first departure was the premature retirement of Richter, who was forced to hang up his skates due to injuries. For 14 seasons, he had provided Rangers fans with some of the team's most historic moments, including his performance in the 1994 Stanley Cup run. Richter's accomplishments were celebrated by the team when his No. 35 was raised to the rafters of Madison Square Garden on February 4, 2004, becoming just the third player after Gilbert and Giacomin to have such an honor bestowed on him.

The 2003-04 season featured another great moment as Messier passed Gordie Howe for second on the NHL's all-time scoring list, trailing only his friend and former teammate Gretzky. It was one of the final great accomplishments of Messier's career, because following the lockout season of 2004-05, the man known as "The Captain" announced his retirement. Messier had played 10 of his 25 NHL seasons in New York, and was recognized as the difference-maker on the 1994 Cup team. On Jan. 12, 2006, the Rangers honored Messier's legacy by retiring his No. 11 in a special on-ice ceremony prior to the Rangers – Edmonton Oilers game.

Two years after Messier's number went to the MSG rafters, the Rangers retired Leetch's No. 2. Perhaps the greatest defenseman in Rangers history, Leetch re-wrote every scoring record by a blueliner in his sparkling 17-year career in New York, netting 240 goals, 741 assists and 981 points. During his Rangers tenure, Leetch became the only NHL player other than Bobby Orr to win the Calder Trophy as Rookie of the Year, the Conn Smythe Trophy as playoff MVP, and the Norris Trophy as the league's top defenseman (twice).

In 2008-09, Adam Graves was the fourth and final member of the 1994 Championship team to have his number raised to The Garden rafters. Graves spent 10 years with the Rangers, and finished his career third on the Blueshirts' all-time goals list (280). The two-time Rangers' MVP (1992-93, 1993-94) will always be best known for his achievements and contributions to the Rangers magical 1994 Stanley Cup team, helping break a 54-year old championship drought.

That same year, the organization retired Howell's No. 3, and Bathgate's No. 9. Two of the classiest men to play for the Rangers, Howell and Bathgate were the premier Blueshirts during the 1950s and 1960s. Howell holds the team record for career games played (1,160), while Bathgate ranks fourth in team history in goals (272), assists (457), and points (729).

Following the lockout that cancelled the 2004-05 season, the Rangers' President and General Manager Glen Sather built a team around a combination of young, homegrown players and skilled veterans. The mix produced instant results, as the 2005-06 Blueshirts won 44 games and posted the sixth 100-point campaign in team history to return to the playoffs.

The Rangers were led by two players who represented the blend of experience and youth on the roster. Jaromir Jagr, who was acquired in the middle of the 2003-04 season, established Rangers' single-season records with 54 goals and 123 points and won the Lester B. Pearson Award for the NHL's Most Outstanding Player as chosen by fellow players. While Jagr led the team offensively, the Blueshirts were anchored in goal by a 24-year-old from Sweden named Henrik Lundqvist, who established a Rangers' rookie record with 30 wins and was named a finalist for the Vezina Trophy as the NHL's top goaltender.

KING HENRIK'S REIGN

Lundqvist has captivated the hearts and minds of Rangers fans with his tremendous skill and unparalleled intensity on the ice. The Rangers' all-time wins and shutouts leader was named Team MVP in seven consecutive seasons (2006-07 – 2012-13), setting franchise records for most consecutive Team MVPs and most overall Team MVPs.

Building off their return to the playoffs, the Rangers became one of the NHL's elite teams. In 2011-12, the Blueshirts posted a 51-24-7 record to finish in first place in the Eastern Conference, and Lundqvist won his first Vezina Trophy. New York advanced to the Eastern Conference Finals, defeating Ottawa and Washington in two exhilarating seven-game series along the way.

The Rangers continued their ascension during the 2013-14 season. Under first-year head coach Alain Vigneault, the team adopted a style of play with an emphasis on speed and puck possession, and the Blueshirts acquired Martin St. Louis to add more offense to the mix.

After defeating Philadelphia in the first round of the playoffs, the Rangers trailed Pittsburgh 3-1 after the first four games. However, the Blueshirts won three straight games to upset the Penguins, and beat Montreal in six games to advance to the Stanley Cup Final. The Rangers' inspiring run was derailed in the Final, where they lost to the Kings.

ALL-TIME MANAGEMENT

RANGERS PRESIDENTS

JOHN S. HAMMOND	(1926 - 1931-32)
WILLIAM F. CAREY	(1932-33)
JOHN REED KILPATRICK	(1933-34)
JOHN S. HAMMOND	(1934-35)
JOHN REED KILPATRICK	(1935-36 - 1959-60)
JOHN J. BERGEN	(1960-61 - 1961-62)
WILLIAM M. JENNINGS	(1962-63 - 1980-81)
JOHN H. KRUMPE	(1981-82 - Dec. 31, 1986)
RICHARD H. EVANS	(Jan. 1, 1987 - June 28, 1990)
JOHN C. DILLER	(June 29, 1990 - April 22, 1991)
NEIL SMITH	(June 19, 1992 - March 28, 2000)
GLEN SATHER	(June 1, 2000 - present)

RANGERS GENERAL MANAGERS

LESTER PATRICK	(1926-27 - 1945-46)
FRANK BOUCHER	(1946-47 - 1954-55)
MUZZ PATRICK	(1955-56 - 1963-64)
EMILE FRANCIS	(1964-65 - Jan. 6, 1976)
JOHN FERGUSON	(Jan. 7, 1976 - June 2, 1978)
FRED SHERO	(June 2, 1978 - Nov. 21, 1980)
CRAIG PATRICK	(Nov. 21, 1980 - July 14, 1986)
PHIL ESPOSITO	(July 14, 1986 - May 24, 1989)
NEIL SMITH	(July 17, 1989 - March 28, 2000)
GLEN SATHER	(June 1, 2000 - present)

ALL-TIME CAPTAINS

BILL COOK	(1926-27 - 1936-37)
ART COULTER	(1937-38 - 1941-42)
OTT HELLER	(1942-43 - 1944-45)
NEIL COLVILLE	(Oct. 20, 1945 - Dec. 21, 1948)
BUDDY O'CONNOR	(1949-50)
FRANK EDDOLLS	(1950-51 - Dec. 6, 1951)
ALLAN STANLEY	(Dec. 20, 1951 - Nov. 3, 1953)
DON RALEIGH	(Nov. 4, 1953 - 1954-55)
HARRY HOWELL	(1955-56 - 1956-57)
GEORGE SULLIVAN	(1957-58 - 1960-61)
ANDY BATHGATE	(1961-62 - Feb. 22, 1964)
CAMILLE HENRY	(Feb. 23, 1964 - Feb. 4, 1965)
BOB NEVIN	(Feb. 5, 1965 - 1970-71)
VIC HADFIELD	(1971-72 - 1973-74)
BRAD PARK	(1974-75 - Nov. 7, 1975)
PHIL ESPOSITO	(Nov. 12, 1975 - Oct. 10, 1978)
DAVE MALONEY	(Oct.11, 1978 - Dec. 6, 1980)
WALT TKACZUK	(Dec. 7, 1980 - Feb. 3, 1981
BARRY BECK	(Feb. 4, 1981 - May 9, 1986)
RON GRESCHNER	(Oct. 9, 1986 - Dec. 3, 1987)
KELLY KISIO	(Dec. 24, 1987 - May 30, 1991)
MARK MESSIER	(Oct. 7, 1991 - May 25, 1997)
BRIAN LEETCH	(Oct. 3, 1997 - July 13, 2000)
MARK MESSIER	(July 13, 2000 - April 3, 2004)
JAROMIR JAGR	(Oct. 5, 2006 - June 30, 2008)
CHRIS DRURY	(Oct. 3, 2008 - June 29, 2011)
RYAN CALLAHAN	(Sept. 12, 2011 - March 5, 2014)

Retired Numbers

7 ROD GILBERT | 1960-1977

Rod Gilbert had his famous No. 7 retired on October 14, 1979.

A Rangers legend, Gilbert spent 15 full seasons with New York, skating in 1,065 career matches and tallying 406 goals and 615 assists and 1,021 points. His 406 points and 1,021 career points remain franchise records to this day, while his 615 assists are second only to Brian Leetch's 741. He also ranks third all-time with 1,065 games played. At the time of his retirement, his 1,021 points ranked second among right wingers in NHL history behind Gordie Howe. Having played in eight NHL All-Star games (1964, 1965, 1967, 1969, 1970, 1972, 1975, 1977), his finest season came in 1971-72 when he registered 43 goals and 54 assists for 97 points and was named to the First NHL All-Star Team. That season, he combined with Jean Ratelle and Vic Hadfield to form the renowned G-A-G Line (Goal-A-Game). The three finished 3-4-5 in the NHL scoring race that season and led the Rangers to a berth in the Stanley Cup Finals. He was also a Second All-Star Team selection in 1967-68. In 1976, Gilbert won the Bill Masterton Trophy for perseverance and dedication to hockey. Then, in 1982, he joined the immortals of the game upon his induction into the Hockey Hall of Fame. Later, he would be inducted into the Madison Square Garden Hall of Fame in 1984 and capture the 1991 Lester Patrick Award for contributions to hockey in the United States.

1 ED GIACOMIN | 1965-1975

Ed Giacomin became the second player in team history to have his number retired when the Rangers honored his No. 1 on March 15, 1989.

Always a fan favorite in New York, Giacomin spent over 10 seasons with the Rangers, appearing in 539 matches and posting a 267-174-89 mark, along with a 2.73 goals against average and 49 shutouts. On the Rangers all-time goaltending list, he ranked first overall in career wins (267) and shutouts (49), and second in appearances (539) at the time of his departure in 1975. The legendary goalie also ranked at or near the top of several single season Ranger records, ranking first in wins for a season (37, 1968-69), tied for first in appearances for a season (70, 1968-69 and 1969-70) and tied for fourth in shutouts for a season (9, 1966-67) at the time. Additionally, he is one of only two Ranger goalies in franchise history to reach the 30-win benchmark five times (1966-67, 1967-68, 1968-69, 1969-70, 1973-74). Giacomin played in six NHL All-Star Games (1967, 1968, 1969, 1970, 1971, 1973), including five straight appearances from 1967 to 1971. The netminder was selected as a First Team All-Star two times (1967, 1971), and was honored as a Second Team All-Star three times (1968, 1969, 1970). In 1971, he was awarded the Vezina Trophy as the NHL's top goaltender, sharing the honor with Gilles Villemure. In addition to his puckstopping ability, Giacomin made Rangers history on March 19, 1972 when he became the first Blueshirt goalie to register a multiple-point game with two assists vs. Toronto at Madison Square Garden. He was inducted into the Hockey Hall of Fame in 1987.

MIKE RICHTER | 1989-2003

Mike Richter's No. 35 was raised to the rafters of Madison Square Garden on February 4, 2004.

35

Drafted by the Rangers on June 15, 1985 as their second round selection, 28th overall, Richter spent his entire NHL career with the Blueshirts, fashioning a place in history as the finest goaltender the franchise has ever known. In 666 career appearances, he posted a record of 301-258-73, along with a 2.89 goals against average and a .904 save percentage. His 666 career appearances are a team record, while his 301 wins rank second and his 24 shutouts are tied for fourth. A three-time NHL All-Star (1992, 1994, 2000), Richter was named the Most Valuable Player at the 1994 contest at MSG. Later that season, he would help provide Rangers fans with their greatest triumph, backstopping the club to the 1994 Stanley Cup championship. During the championship run, he would establish franchise records for most playoff wins in one season (16) and most miTnutes played in one post-season (1,477). He also tied a team record with four playoff shutouts during that magical spring. The brilliance of Mike Richter was not confined to the NHL, as he stepped onto the national stage with Team USA. A three-time United States Olympian (1988, 1998, 2002), Richter helped Team USA capture a silver medal at the 2002 Winter Olympics in Salt Lake City, Utah. He also led the U.S. to the 1996 World Cup of Hockey championship and was named as the Most Valuable Player of the tournament. capture the 1991 Lester Patrick Award for contributions to hockey in the United States.

MARK MESSIER | 1991-1997, 2000-2004

Mark Messier became the fourth player in Rangers history to have his number retired on January 12, 2006.

11

Known simply as "The Captain," Messier's leadership skills and intangible qualities are as well known and documented as his incredible list of on-ice accomplishments. He left the game ranking second on the NHL's all-time scoring list with 1,887 points. In addition, Messier places seventh all-time in goals with 694, third in assists with 1,193 and second in games played with 1,756. The 16-time NHL All-Star joined the Rangers on October 4, 1991, and in his first season with the club, guided the team to the President's Trophy. He led the team in scoring that season with 107 points and captured his second Hart Trophy. He also set a Rangers record for most assists by a center, with 72, while becoming just the fifth player in franchise history to reach the 100-point plateau. In 1993-94, Messier led the Rangers to the team's second President's Trophy in three seasons and carried the Rangers to its first Stanley Cup Championship in 54 years. He ranks second on the Rangers all-time playoff scoring list with 80 points, placing second in goals (29) and assists (51). A four-time NHL First Team All-Star and two-time winner of the Lester B. Pearson Award as the league MVP as voted by the players, Messier ranks fifth on the Rangers all-time scoring list with 691 points. Named the club's MVP in 1992, 1995 and 1996, he places eighth all-time in goals with 250 and seventh in assists with 441. Messier, a two-time recipient of the Hart Trophy, as the league's Most Valuable Player ('90, '92), has appeared in the second most playoff contests in National Hockey League history (236) and also ranks second in goals (109), assists (186) and points (295). The winner of the Conn Smythe Trophy in 1984 as the Most Valuable Player in the Stanley Cup Playoffs, Messier is a six-time Stanley Cup Champion, captaining the 1990 Edmonton Oilers and the 1994 New York Rangers. Messier is the first player to have served as captain for two different teams winning the Stanley Cup.



2 BRIAN LEETCH | 1987-2004

Brian Leetch was honored on January 24, 2008, as the fifth Ranger and first defenseman to join the team's all-time legends when his No. 2 was retired at Madison Square Garden.

Simply the best defenseman to ever wear the Blueshirt, Brian Leetch was drafted by the Rangers as their first round selection, ninth overall, on June 21, 1986. After a sparkling 18-year career, 17 of which were with the Rangers, Leetch finished with 247 goals and 781 assists for 1,028 points while skating in 1,205 games. As a Ranger, Leetch re-wrote every scoring record by a defenseman with 240 goals, 741 assists and 981 points. Additionally, his 741 assists rank first all-time amongst all skaters and only fellow Ranger great, Rod Gilbert, sits ahead of him on the Blueshirts' all-time scoring list. In 1989, he capped off an impressive rookie season by winning the Calder Memorial Trophy as the league's top rookie, the first Ranger to win the award since Steve Vickers in 1973. In his playoff career, the defenseman ranks first all-time in assists (61) and points (89) in 82 post-season contests with the Rangers. During the storied 1993-94 season, Leetch helped the Rangers capture the team's second President's Trophy in three seasons and was honored with the Conn Smythe Trophy as the Most Valuable Player during the playoffs on his way to leading the Rangers to their first Stanley Cup Championship in 54 years. The Corpus Christi, Texas native is written into the NHL record books as one of the greatest American-born players ever to lace up the skates, placing second only to Phil Housley on the all-time defenseman scoring list. A two-time Norris Trophy winner as the league's top defenseman and a two-time NHL First Team All-Star ('92, '97), Leetch also enjoyed international success capturing a silver medal with Team USA at the 2002 Winter Olympics in Salt Lake City, Utah. In June of 1997, he was honored as one of 12 players voted to the All-Time USA Hockey Team.



9 ADAM GRAVES | 1991-2001

Adam Graves became the sixth player in Rangers history and fourth from the 1994 Stanley Cup Championship team to have his number retired on February 3, 2009.

One of the most popular figures to ever wear the Blueshirt, Adam Graves spent 10 years with the Rangers, setting a watermark in professional sports for excellence both on and off the ice. Graves retired as a player in 2003 following a 17-year career, finishing with 329 goals and 287 assists for 616 points. The two-time Rangers' MVP ('93, '94) will always be best known for his achievements and contributions to the Rangers magical 1994 Stanley Cup team, helping break a 54-year championship drought. Graves set the Rangers' single season record for most goals in the 1993-94 season, tallying 52 goals to break Vic Hadfield's 22-year mark of 50. His remarkable achievements during that storied season earned him an appearance in the NHL All-Star Game, and he was named as a NHL Second Team All-Star. Graves' accomplishments on the ice were matched only by his contributions off the ice, as is evident by his numerous awards and accolades celebrating his work in the community. He was recognized by the NHL with its King Clancy Memorial Trophy in 1994, as well as the NHL Player Foundation award in 2000. In 2001, the Professional Hockey Writer`s Association honored Graves with the Bill Masterton Trophy. Outside his numerous league and team awards, Graves has been recognized with honors from countless organizations and publications for his achievements in the community, including USA Weekend`s "Most Caring Athlete" Award, Sports Illustrated for Kids` "Good Sport" Award and The Sporting News` "Good Guy" Award. Graves returned to the Rangers on July 19, 2005, in a unique dual role that uses his myriad of abilities in both the on-ice and off-ice areas of the organization. In this multi-faceted capacity, Graves is a key element in the development of the team's prospects while continuing to develop and execute the organization's many community outreach initiatives.

ANDY BATHGATE | 1952-1964

Andy Bathgate joined the team's all-time legends when his No. 9 was raised to the rafters of Madison Square Garden on February 22, 2009.

Hall of Famer Andy Bathgate did it all for the Rangers in a remarkable 12-year span that saw him captain the team, win the NHL's Hart Trophy as league MVP, play in eight NHL All-Star Games and tie for the league scoring lead. In 1,069 career games, he recorded 349 goals and 624 assists for 973 points in 17 NHL seasons. Bathgate joined the Rangers organization as a 17-year-old in 1949, and got his first call-up to the Blueshirts early in the 1952-53 season. The four-time Rangers' MVP ('57, '58, '59, '62) led the team in scoring eight times (1955-56, 1956-57, 1957-58, 1958-59, 1959-60, 1960-61, 1961-62, 1962-63). His finest season came in 1958-59, when he became the first Rangers player to net 40 goals in a single season and was awarded the Hart Trophy as the league's MVP. A two-time NHL First Team All-Star ('59, '62) and two-time NHL Second Team All-Star ('58, '63), Bathgate tied for the NHL scoring title during the 1961-62 season, only to lose the Art Ross Trophy to Bobby Hull because he had fewer goals. Named team captain in 1961, Bathgate helped the Rangers snap a four-year playoff drought that season. He remained Captain right up until he left the Rangers in February 22, 1964, as the owner of every major team scoring record. His record-setting stretch of goals in 10-straight games (11 goals) during the 1962-63 season still stands today, as Bathgate`s legacy as one of the greatest Blueshirts of all time lives on.

HARRY HOWELL | 1952-1969

Harry Howell became the second defenseman in Rangers history to have his number retired when his No. 3 was honored on February 22, 2009,at Madison Square Garden.

The benchmark for consistency and longevity, Harry Howell's NHL career spanned 21 seasons, including an amazing 17 consecutive seasons in a Rangers uniform. Howell skated in 1,411 career games, registering 94 goals and 324 assists for 418 points. His franchise record of 1,160 regular season games as a Ranger might never be broken. Inducted into the Hockey Hall of Fame in 1979, Howell joined the team as a 19-year-old on October 18, 1952, recording a goal in his first NHL game. Over the next 17 years, he became a fixture on defense for the Blueshirts, missing only 40 out of 1,200 regular-season games. Having played in six NHL All-Star Games ('54, '63 – '65, '67, '68), his finest season came in 1966-67 when he registered 12 goals and 28 assists for 40 points to capture the Norris Trophy as the league's top defenseman and was selected to the NHL First All-Star Team. Howell was the last player to win the Norris Trophy before Bobby Orr won the award over the next eight seasons. The former team Captain ('55 – '57) was also honored as Rangers' MVP in 1964, and is one of only four Rangers – along with Andy Bathgate, Rod Gilbert and Mark Messier – to have won the Frank Boucher Trophy three straight seasons ('65 – '67).



Rangers Jersey

The New York Rangers jersey has undergone several alterations throughout the team's history, but the original spirit has endured. Classic and timeless, representing the legacy of a storied franchise. True Broadway Blueshirt.

1926-27

1927-28

1928-41

1941-42

1942-45,
1947-49

1945-46

Jersey Illustrations from 1926-Present by Andrew M. Greenstein, The Hockey Uniform Database (nhluniforms.com)

1946-47

1949-63

HOME: 1951-63

1951-63

AWAY

1963-76

HOME: 1963-70 AWAY: 1970-76

1963-76

AWAY: 1963-70 HOME: 1970-76

1976-78

HOME

1976-78

AWAY

1978-87
AWAY

1978-99
HOME

1987-97
AWAY

1996-98,
1999-2007
ALTERNATE

1997-2007
AWAY: 1997-03 HOME: 2003-07

1998-99
ALTERNATE

1999-2007

HOME: 1999-03 AWAY: 2003-07

2007-Present

HOME

2007-Present

AWAY

2010-Present

HERITAGE JERSEY

2012

NHL WINTER CLASSIC JERSEY

2014

NHL STADIUM SERIES JERSEY

Rangers Crest

The New York Rangers crest has remained largely unchanged since its inception in 1926 - "New York" across the top complements "Rangers" stretching diagonally from top left to bottom right in classic blue, red and white - reflecting both the tradition and nostalgia of a time-honored Original Six club.

1926-35

1936-47

1948-53

1954-62

1962-68

1969-76

1976-78

2012 NHL Winter Classic

2014 NHL Stadium Series

1979-Present

A Tradition of Rangers Greatness

Vezina Trophy

The goalkeeper adjudged to be the best at his position.

Dave Kerr	1939-40
Ed Giacomin, Gilles Villemure	1970-71
John Vanbiesbrouck	1985-86
Henrik Lundqvist	2011-12

Lady Byng Memorial Trophy

The player adjudged to have exhibited the best type of sportsmanship and gentlemanly conduct combined with a high standard of playing ability.

Frank Boucher	1927-31
Frank Boucher	1932-35
Clint Smith	1938-39
Buddy O'Connor	1947-48
Edgar Laprade	1949-50
Andy Hebenton	1956-57
Camille Henry	1957-58
Jean Ratelle	1971-72
Wayne Gretzky	1998-99

Ted Lindsay Award

Formerly known as the Lester B. Pearson Award for the most outstanding player in the National Hockey League, as voted by fellow members of the National Hockey League Players' Association.

Jean Ratelle	1971-72
Mark Messier	1991-92
Jaromir Jagr	2005-06

Maurice "Rocket" Richard Trophy*

The player finishing the regular season as the League's goal-scoring leader.

Bill Cook	1926-27
Bill Cook	1931-32
Bill Cook	1932-33
Bryan Hextall	1939-40
Bryan Hextall	1940-41
Lynn Patrick	1941-42

Bill Masterton Memorial Trophy

The player who best exemplifies the qualities of perseverance, sportsmanship and dedication to hockey.

Jean Ratelle	1970-71
Rod Gilbert	1975-76
Anders Hedberg	1984-85
Adam Graves	2000-01
Dominic Moore	2013-14

Jack Adams Award

An annual award presented by the National Hockey League Broadcasters' Association to the NHL coach adjudged to have contributed the most to his team's success.

Art Ross Trophy**

The player who leads the league in scoring points at the end of the regular season.

Bill Cook	1926-27
Bill Cook	1932-33
Bryan Hextall	1941-42

King Clancy Memorial Trophy

The player who best exemplifies leadership qualities on and off the ice and has made a noteworthy humanitarian contribution to his community.

Adam Graves	1993-94

Calder Memorial Trophy

The player selected as the most proficient in his first year of competition in the National Hockey League.

Kilby MacDonald	1939-40
Grant Warwick	1941-42
Edgar Laprade	1945-46
Pentti Lund	1948-49
Lorne Worsley	1952-53
Camille Henry	1953-54
Steve Vickers	1972-73
Brian Leetch	1988-89

Conn Smythe Trophy

The most valuable player for his team during the playoffs, as selected by the Professional Hockey Writers' Association at the conclusion of the Stanley Cup finals.

Brian Leetch	1993-94

Frank J. Selke Trophy

The forward who best excels in the defensive aspects of the game.

Lester Patrick Trophy

For outstanding service to hockey in the United States.

William Jennings	1971
Terry Sawchuk	1971
Murray Murdoch	1974
Bill Chadwick	1975
Phil Esposito	1978
Fred Shero	1980
Emile Francis	1982
Lynn Patrick	1989
Rod Gilbert	1991
Frank Boucher	1993
Wayne Gretzky	1994
Brian Mullen	1995
Pat LaFontaine	1997
Craig Patrick	2000
Herb Brooks	2002
Larry Pleau	2002
John Davidson	2004
Marcel Dionne	2006
Brian Leetch	2007
John Halligan	2007
Mark Messier	2009
Mike Richter	2009

James Norris Memorial Trophy

The defense player who demonstrates throughout the season the greatest all-round ability in the position.

Doug Harvey	1961-62
Harry Howell	1966-67
Brian Leetch	1991-92
Brian Leetch	1996-97

Hart Memorial Trophy

The player adjudged to be the most valuable to his team.

Buddy O'Connor	1947-48
Chuck Rayner	1949-50
Andy Bathgate	1958-59
Mark Messier	1991-92

**The Maurice "Rocket" Richard Trophy was first awarded annually for the 1998-99 season.*
*** The Art Ross Trophy was first awarded annually for the 1947-48 season.*

Hall of Fame Selections

Rangers in the Hockey Hall of Fame

PLAYERS (48)	YEAR INDUCTED
Howie Morenz	1945
Lester Patrick	1945
Bill Cook	1952
Frank Boucher	1958
Ching Johnson	1958
Babe Siebert	1961
Earl Seibert	1963
Doug Bentley	1964
Max Bentley	1966
Babe Pratt	1966
Neil Colville	1967
Bryan Hextall	1969
Bill Gadsby	1970
Terry Sawchuk	1971
Bernie Geoffrion	1972
Doug Harvey	1973
Chuck Rayner	1973
Art Coulter	1974
Johnny Bower	1976
Tim Horton	1977
Andy Bathgate	1978
Jacques Plante	1978
Harry Howell	1979
Lynn Patrick	1980
Gump Worsley	1980
Harry Lumley	1980
Allan Stanley	1981
Rod Gilbert	1982
Bobby Hull	1983
Phil Esposito	1984
Jean Ratelle	1985
Ed Giacomin	1987
Guy Lafleur	1988
Buddy O'Connor	1988
Brad Park	1988
Clint Smith	1991
Marcel Dionne	1992
Edgar Laprade	1993
Fred "Bun" Cook	1995
Wayne Gretzky	1999
Mike Gartner	2001
Jari Kurri	2001
Pat LaFontaine	2003
Dick Duff	2006
Mark Messier	2007
Glenn Anderson	2008
Brian Leetch	2009
Luc Robitaille	2009
Pavel Bure	2012
Brendan Shanahan	2013

BUILDERS (9)	YEAR INDUCTED
John Kilpatrick	1960
William Jennings	1975
Emile Francis	1982
Bud Poile	1990
Glen Sather	1997
Craig Patrick	2001
Roger Neilson	2002
Herb Brooks	2006
John Halligan	2007
Fred Shero	2013

Rangers in the U.S. Hockey Hall of Fame

PLAYERS (14)	
Taffy Abel	1973
Myles Lane	1973
Victor Desjardins	1974
Bill Moe	1974
Robert E. Dill	1979
John W. McCartan	1983
Robbie Ftorek	1991
Pat LaFontaine	2003
Bobby Carpenter	2007
John Vanbiesbrouck	2007
Brian Leetch	2008
Mike Richter	2008
Tony Amonte	2009
Kevin Hatcher	2010
Eddie Olczyk	2012
Doug Weight	2013

COACHES (1)	
Herb Brooks	1990

ADMINISTRATORS (3)	
William M. Jennings	1981
Craig Patrick	1996
Larry Pleau	2000

NHL ALL-STAR AND ALL-ROOKIE TEAM SELECTIONS

FIRST TEAM

PLAYER, POSITION	YEAR
Bill Cook, right wing	1930-31
Lester Patrick, coach	1930-31
Bill Cook, right wing	1931-32
Ching Johnson, defense	1931-32
Lester Patrick, coach	1931-32
Frank Boucher, center	1932-33
Bill Cook, right wing	1932-33
Ching Johnson, defense	1932-33
Lester Patrick, coach	1932-33
Frank Boucher, center	1933-34
Lester Patrick, coach	1933-34
Frank Boucher, center	1934-35
Earl Seibert, defense	1934-35
Lester Patrick, coach	1934-35
Lester Patrick, coach	1935-36
Cecil Dillon, right wing	1937-38
Lester Patrick, coach	1937-38
Bryan Hextall, right wing	1939-40
Dave Kerr, goaltender	1939-40
Bryan Hextall, right wing	1940-41
Bryan Hextall, right wing	1941-42
Lynn Patrick, left wing	1941-42
Frank Boucher, coach	1941-42
Bill Gadsby, defense	1955-56
Bill Gadsby, defense	1957-58
Bill Gadsby, defense	1958-59
Andy Bathgate, right wing	1958-59
Andy Bathgate, right wing	1961-62
Doug Harvey, defense	1961-62
Ed Giacomin, goaltender	1966-67
Harry Howell, defense	1966-67
Brad Park, defense	1969-70
Ed Giacomin, goaltender	1970-71
Brad Park, defense	1971-72
Rod Gilbert, right wing	1971-72
Brad Park, defense	1973-74
John Vanbiesbrouck, goaltender	1985-86
Mark Messier, center	1991-92
Brian Leetch, defense	1991-92
Brian Leetch, defense	1996-97
Jaromir Jagr, right wing	2005-06
Henrik Lundqvist, goaltender	2011-12

ALL-ROOKIE TEAM

PLAYER, POSITION	YEAR
Tomas Sandstrom, right wing	1984-85
Mike Ridley, center	1985-86
Tony Granato, right wing	1988-89
Brian Leetch, defense	1988-89
Tony Amonte, right wing	1991-92
Mike York, center	1999-00
Dan Blackburn, goaltender	2001-02
Henrik Lundqvist, goaltender	2005-06
Michael Del Zotto, defense	2009-10

SECOND TEAM

PLAYER, POSITION	YEAR
Ching Johnson, defense	1930-31
Frank Boucher, center	1930-31
Bun Cook, left wing	1930-31
Ching Johnson, defense	1933-34
Bill Cook, right wing	1933-34
Cecil Dillon, right wing	1935-36
Cecil Dillon, right wing	1936-37
Dave Kerr, goaltender	1937-38
Art Coulter, defense	1937-38
Art Coulter, defense	1938-39
Neil Colville, center	1938-39
Art Coulter, defense	1939-40
Neil Colville, center	1939-40
Frank Boucher, coach	1939-40
Ott Heller, defense	1940-41
Phil Watson, center	1941-42
Bryan Hextall, right wing	1942-43
Lynn Patrick, left wing	1942-43
Buddy O'Connor, center	1947-48
Neil Colville, defense	1947-48
Chuck Rayner, goaltender	1948-49
Chuck Rayner, goaltender	1949-50
Tony Leswick, left wing	1949-50
Chuck Rayner, goaltender	1950-51
Hy Buller, defense	1951-52
Danny Lewicki, left wing	1954-55
Bill Gadsby, defense	1956-57
Andy Bathgate, right wing	1957-58
Camille Henry, left wing	1957-58
Dean Prentice, left wing	1959-60
Andy Bathgate, right wing	1962-63
Don Marshall, left wing	1966-67
Ed Giacomin, goaltender	1967-68
Jim Neilson, defense	1967-68
Rod Gilbert, right wing	1967-68
Ed Giacomin, goaltender	1968-69
Ed Giacomin, goaltender	1969-70
Brad Park, defense	1970-71
Vic Hadfield, left wing	1971-72
Jean Ratelle, center	1971-72
Brad Park, defense	1972-73
Steve Vickers, left wing	1974-75
Brian Leetch, defense	1990-91
Adam Graves, left wing	1993-94
Brian Leetch, defense	1993-94
Brian Leetch, defense	1995-96
Wayne Gretzky, center	1997-98
Marian Gaborik, right wing	2011-12
Henrik Lundqvist, goaltender	2012-13

NHL ALL-STAR GAME SELECTIONS AND STATISTICS

SEASON	TEAM	PLAYER	G	A	PTS
1947-48	NHL All-Stars	Edgar Laprade	0	1	1
	NHL All-Stars	Tony Leswick	0	0	0
	NHL All-Stars	Grant Warwick	1	0	1
1948-49	NHL All-Stars	Neil Colville	0	0	0
	NHL All-Stars	Edgar Laprade	0	0	0
	NHL All-Stars	Tony Leswick	0	0	0
1949-50	NHL All-Stars	Martin Egan	0	0	0
	NHL All-Stars	Edgar Laprade	0	1	1
	NHL All-Stars	Tony Leswick	0	0	0
	NHL All-Stars	Buddy O'Connor	0	0	0
	NHL All-Stars	Chuck Rayner	31:30, 0 GA	-	-
1950-51	NHL All-Stars	Tony Leswick	0	0	0
	NHL All-Stars	Chuck Rayner	31:12, 3 GA	-	-
	NHL All-Stars	Edgar Laprade	0	0	0
1951-52	First Team NHL	Frank Eddolls	0	0	0
	First Team NHL	Don Raleigh	0	1	1
	Second Team NHL	Chuck Rayner	29:28, 1 GA	-	-
	First Team NHL	Reg Sinclair	0	0	0
	First Team NHL	Gaye Stewart	0	1	1
1952-53	Second Team NHL	Hy Buller	0	1	1
	First Team NHL	Leo Riese, Jr.	0	0	0
1953-54	NHL All-Stars	Wally Hergesheimer	2	0	2
	NHL All-Stars	Leo Riese, Jr.	0	0	0
	NHL All-Stars	Paul Ronty	0	1	1
1954-55	NHL All-Stars	Harry Howell	0	0	0
	NHL All-Stars	Don Raleigh	0	0	0
	NHL All-Stars	Paul Ronty	0	0	0
1955-56	NHL All-Stars	Dan Lewicki	0	0	0
1956-57	NHL All-Stars	David Creighton	0	0	0
	NHL All-Stars	Bill Gadsby	0	0	0
	NHL All-Stars	Red Sullivan	0	0	0
1957-58	NHL All-Stars	Andy Bathgate	1	1	2
	NHL All-Stars	Bill Gadsby	0	0	0
	NHL All-Stars	Dean Prentice	1	2	3
1958-59	NHL All-Stars	Andy Bathgate	2	0	2
	NHL All-Stars	Bill Gadsby	0	0	0
	NHL All-Stars	Camille Henry	0	1	1
	NHL All-Stars	Red Sullivan	0	1	1
1959-60	NHL All-Stars	Andy Bathgate	0	0	0
	NHL All-Stars	Bill Gadsby	0	0	0
	NHL All-Stars	Red Sullivan	0	0	0
1960-61	NHL All-Stars	Andy Bathgate	0	0	0
	NHL All-Stars	Bill Gadsby	0	0	0
	NHL All-Stars	Andy Hebenton	1	0	1
	NHL All-Stars	Red Sullivan	0	1	1
1961-62	NHL All-Stars	Andy Bathgate	0	1	1
	NHL All-Stars	Doug Harvey	0	0	0
	NHL All-Stars	Gump Worsley	30:00, 0 GA	-	-
1962-63	NHL All-Stars	Andy Bathgate	0	0	0
	NHL All-Stars	Doug Harvey	0	0	0
	NHL All-Stars	Dean Prentice	0	0	0
	NHL All-Stars	Gump Worsley	20:00, 0 GA	-	-
1963-64	NHL All-Stars	Andy Bathgate	0	0	0
	NHL All-Stars	Camille Henry	0	1	1
	NHL All-Stars	Harry Howell	0	0	0
1964-65	NHL All-Stars	Rod Gilbert	0	0	0
	NHL All-Stars	Camille Henry	0	0	0
	NHL All-Stars	Harry Howell	0	1	1
1965-66	NHL All-Stars	Rod Gilbert	0	0	0
	NHL All-Stars	Vic Hadfield	0	0	0
	NHL All-Stars	Harry Howell	0	0	0
1966-67	NHL All-Stars	Ed Giacomin	30:00, 1 GA	-	-
	NHL All-Stars	Rod Gilbert	0	0	0
	NHL All-Stars	Harry Howell	0	0	0
	NHL All-Stars	Jim Neilson	0	0	0
	NHL All-Stars	Bob Nevin	0	0	0
1967-68	NHL All-Stars	Ed Giacomin	20:00, 1 GA	-	-
	NHL All-Stars	Harry Howell	0	0	0
	NHL All-Stars	Don Marshall	0	0	0
1968-69	East	Ed Giacomin	40:00, 2 GA	-	-
	East	Rod Gilbert	0	1	1
	East	Bob Nevin	1	0	1
1969-70	East	Ed Giacomin	30:00, 1 GA	-	-
	East	Rod Gilbert	0	0	0
	East	Jim Neilson	0	0	0
	East	Brad Park	0	0	0
	East	Jean Ratelle	0	0	0
	East	Walt Tkaczuk	1	0	1

NHL ALL-STAR GAME SELECTIONS AND STATISTICS

SEASON	TEAM	PLAYER	G	A	PTS
1970-71	East	Dave Balon	0	1	1
	East	Ed Giacomin	31:00, 2 GA	-	-
	East	Jim Neilson	0	0	0
	East	Brad Park	0	0	0
	East	Jean Ratelle	0	0	0
	East	Gilles Villemure	29:00, 0 GA	-	-
1971-72	East	Rod Gilbert	0	1	1
	East	Vic Hadfield	0	0	0
	East	Brad Park	0	1	1
	East	Jean Ratelle	1	0	1
	East	Rod Seiling	0	1	1
	East	Gilles Villemure	29:26, 0 GA	-	-
1972-73	East	Ed Giacomin	30:44, 3 GA	-	-
	East	Brad Park	0	1	1
	East	Jean Ratelle	0	0	0
	East	Gilles Villemure	29:16, 1 GA	-	-
1973-74	East	Brad Park	0	0	0
1974-75	Campbell	Rod Gilbert	0	0	0
	Campbell	Brad Park	0	0	0
	Campbell	Steve Vickers	0	0	0
1975-76	Campbell	Carol Vadnais	0	0	0
	Campbell	Steve Vickers	1	0	1
1976-77	Campbell	Phil Esposito	1	0	1
	Campbell	Rod Gilbert	0	1	1
	Campbell	Don Murdoch	0	0	0
1977-78	Campbell	Phil Esposito	0	0	0
	Campbell	Carol Vadnais	0	0	0
1978-79	NHL (vs. USSR)	Anders Hedberg	0	0	0
	NHL (vs. USSR)	Ulf Nilsson	0	0	0
1979-80	Campbell	Phil Esposito	0	1	1
	Campbell	Ron Greschner	0	0	0
1980-81	Campbell	Ed Johnstone	0	2	2
1981-82	Wales	Barry Beck	0	1	1
	Wales	Ron Duguay	0	0	0
1982-83	Wales	Don Maloney	1	0	1
1983-84	Wales	Pierre Larouche	2	0	2
	Wales	Don Maloney (MVP)	1	3	4
1984-85	Wales	Anders Hedberg	1	0	1
1985-86	Wales	Reijo Ruotsalainen	0	0	0
1986-87	NHL (vs. USSR)	Tomas Sandstrom	0	0	0
1987-88	Wales	Tomas Sandstrom	1	0	1
1988-89	Wales	Brian Mullen	0	1	1
1989-90	Wales	Brian Leetch	0	0	0
1990-91	Wales	Brian Leetch	0	0	0
	Wales	Darren Turcotte	0	1	1
1991-92	Wales	Brian Leetch	0	0	0
	Wales	Mark Messier	0	1	1
	Wales	Mike Richter	20:00, 2 GA	-	-
1992-93	Wales	Mike Gartner (MVP)	4	1	5
	Wales	Kevin Lowe	0	1	1
	Wales	Brian Leetch (Injured)	-	-	-
	Wales	Mark Messier (Injured)	-	-	-
1993-94	Eastern	Adam Graves	0	2	2
	Eastern	Brian Leetch	0	0	0
	Eastern	Mark Messier	1	2	3
	Eastern	Mike Richter (MVP)	20:00, 2 GA	-	-
1995-96	Eastern	Brian Leetch	0	1	1
	Eastern	Mark Messier	0	1	1
	Eastern	Pat Verbeek	1	1	2
1996-97	Eastern	Wayne Gretzky	0	1	1
	Eastern	Brian Leetch	0	0	0
	Eastern	Mark Messier	1	2	3
1997-98	North America	Wayne Gretzky	0	2	2
	North America	Brian Leetch	0	0	0
1998-99	North America	Wayne Gretzky (MVP)	1	2	3
1999-00	North America	Mike Richter	20:00, 4 GA	-	-
2000-01	North America	Theoren Fleury	2	1	3
	North America	Brian Leetch	0	1	1
2001-02	North America	Brian Leetch	0	0	0
	North America	Eric Lindros (Injured)	-	-	-
	North America	Mike York	0	0	0
2002-03	Eastern	Brian Leetch (Injured)	-	-	-
	Eastern	Tom Poti	0	0	0
2003-04	Eastern	Mark Messier	1	1	2
	Eastern	Jaromir Jagr	0	1	1
2006-07	Eastern	Brendan Shanahan	0	0	0
2007-08	Eastern	Scott Gomez	0	1	1
2008-09	Eastern	Henrik Lundqvist	20:00, 6 GA	-	-
2010-11	Team Staal	Henrik Lundqvist	18:36, 3 GA	-	-
	Team Staal	Marc Staal	0	0	0
2011-12	Team Alfredsson	Henrik Lundqvist	19:49,3GA	-	-
	Team Alfredsson	Dan Girardi	0	1	1
	Team Chara	Marian Gaborik (MVP)	3	1	4

TEAM AWARD WINNERS

RANGERS MVP (AS VOTED BY THE PROFESSIONAL HOCKYWRITERS ASSOCIATION)

Lynn Patrick	1941-42
Lynn Patrick	1942-43
Ott Heller and Bryan Hextall	1943-44
Ab DeMarco	1944-45
Chuck Rayner	1945-46
Chuck Rayner	1946-47
Buddy O'Connor	1947-48
Edgar Laprade and Chuck Rayner	1948-49
Edgar Laprade	1949-50
Don Raleigh	1950-51
Hy Buller	1951-52
Paul Ronty	1952-53
Wally Hergesheimer	1953-54
Danny Lewicki	1954-55
Bill Gadsby	1955-56
Andy Bathgate	1956-57
Andy Bathgate	1957-58
Andy Bathgate	1958-59
Dean Prentice	1959-60
Lorne Worsley	1960-61
Andy Bathgate	1961-62
Lorne Worsley	1962-63
Harry Howell	1963-64
Don Marshall	1964-65
Bob Nevin	1965-66
Ed Giacomin	1966-67
Rod Gilbert	1967-68
Ed Giacomin	1968-69
Walter Tkaczuk	1969-70
Ed Giacomin	1970-71
Jean Ratelle	1971-72
Jean Ratelle	1972-73
Brad Park	1973-74
Rod Gilbert	1974-75
Rod Gilbert	1975-76
Dave Maloney	1976-77
Walter Tkaczuk	1977-78
Phil Esposito	1978-79
Anders Hedberg	1979-80
Eddie Johnstone	1980-81
Barry Beck and Mike Rogers	1981-82
Mark Pavelich	1982-83
Barry Beck	1983-84
Tomas Sandstrom	1984-85
John Vanbiesbrouck	1985-86
Walt Poddubny	1986-87
James Patrick	1987-88
Brian Leetch	1988-89
John Ogrodnick	1989-90
Brian Leetch	1990-91
Mark Messier	1991-92
Adam Graves	1992-93
Adam Graves	1993-94
Mark Messier	1994-95
Mark Messier	1995-96
Brian Leetch	1996-97
Wayne Gretzky	1997-98
Brian Leetch	1998-99
Mike Richter	1999-00
Brian Leetch	2000-01
Mike Richter	2001-02
Brian Leetch	2002-03
Bobby Holik	2003-04
Jaromir Jagr	2005-06
Henrik Lundqvist	2006-07
Henrik Lundqvist	2007-08
Henrik Lundqvist	2008-09
Henrik Lundqvist	2009-10
Henrik Lundqvist	2010-11
Henrik Lundqvist	2011-12
Henrik Lundqvist	2012-13
Ryan McDonagh	2013-14

PLAYERS' PLAYER AWARD

Andy Hebenton	1958-59
Red Sullivan and Andy Hebenton	1959-60
Andy Hebenton	1960-61
Earl Ingarfield	1961-62
Andy Bathgate	1962-63
Rod Gilbert and Phil Goyette	1963-64
Harry Howell	1964-65
Wayne Hillman and Don Marshall	1965-66
Harry Howell	1966-67
Jean Ratelle	1967-68
Jean Ratelle	1968-69
Jean Ratelle	1969-70
Jean Ratelle	1970-71
Vic Hadfield	1971-72
Walter Tkaczuk	1972-73
Ted Irvine	1973-74
Jean Ratelle	1974-75
John Davidson	1975-76
John Davidson and Phil Esposito	1976-77
John Davidson and Ron Greschner	1977-78
Ulf Nilsson	1978-79
Don Maloney	1979-80
Don Maloney	1980-81
Tom Laidlaw and Mark Pavelich	1981-82
Tom Laidlaw	1982-83
Glen Hanlon	1983-84
Reijo Ruotsalainen	1984-85
John Vanbiesbrouck	1985-86
Don Maloney	1986-87
James Patrick	1987-88
Guy Lafleur	1988-89
Kelly Kisio	1989-90
Mike Richter	1990-91
Adam Graves	1991-92
Adam Graves	1992-93
Eddie Olczyk	1993-94
Adam Graves	1994-95
Mark Messier	1995-96
Darren Langdon	1996-97
Darren Langdon	1997-98
Adam Graves	1998-99
Mike Richter	1999-00
Brian Leetch	2000-01
Brian Leetch	2001-02
Brian Leetch	2002-03
Brian Leetch	2003-04
Jed Ortmeyer and Kevin Weekes	2005-06
Brendan Shanahan	2006-07
Colton Orr and Jason Strudwick	2007-08
Chris Drury and Blair Betts	2008-09
Chris Drury	2009-10

TEAM AWARD WINNERS

PLAYERS' PLAYER AWARD (cont'd)

Ryan Callahan	2010-11
Ryan Callahan	2011-12
Ryan Callahan	2012-13
Ryan McDonagh	2013-14

STEVEN MCDONALD (EXTRA EFFORT AWARD)

The Steven McDonald Extra Effort Award is presented annually to the player who, as chosen by the fans, "goes above and beyond the call of duty". The award, which has been given annually since the 1987-88 season, bears the name of New York City Police Officer Steven McDonald, who was shot and injured in the line of duty on July 12, 1986. Each year, he presents the award, along with his wife Patti and son Conor, to the recipient in an on-ice ceremony at Madison Square Garden.

Jan Erixon	1987-88
Tony Granato	1988-89
John Vanbiesbrouck and Kelly Kisio	1989-90
Jan Erixon	1990-91
Adam Graves	1991-92
Adam Graves	1992-93
Adam Graves	1993-94
Mark Messier	1994-95
Mark Messier	1995-96
Brian Leetch	1996-97
Wayne Gretzky	1997-98
Adam Graves	1998-99
Adam Graves	1999-00
Sandy McCarthy	2000-01
Sandy McCarthy	2001-02
Matthew Barnaby	2002-03
Jed Ortmeyer	2003-04
Henrik Lundqvist	2005-06
Jed Ortmeyer	2006-07
Brandon Dubinsky	2007-08
Ryan Callahan	2008-09
Ryan Callahan	2008-09
Ryan Callahan	2009-10
Brandon Prust	2010-11
Ryan Callahan	2011-12
Ryan Callahan	2012-13
Mats Zuccarello	2013-14

JOHN HALLIGAN GOOD GUY AWARD (COOPERATION WITH MEDIA)

The John Halligan Good Guy Award recognizes a player for their cooperation with the media throughout the season. The award has been presented annually since the 1974-75 season, and was renamed in 2009-10 to honor the team's late public relations director. Halligan joined the Rangers organization in 1963, and served a number of roles in his 24 years with the Rangers, including Public Relations Director and Business Manager, Vice President of Communications, and Director of Community Relations and Special Projects. Following his distinguished 53-year career with the Rangers and the National Hockey League, Halligan was honored by USA Hockey and the NHL with the Lester Patrick Award in 2007 for his service to hockey in the United States. Halligan passed away on January 20, 2010.

Ted Irvine	1974-75
Ron Harris	1975-76
John Davidson	1976-77
Rod Gilbert	1977-78
Dave Maloney	1978-79
Anders Hedberg	1979-80
Don Maloney	1980-81
Barry Beck	1981-82
Rob McClanahan	1982-83
Pierre Larouche	1983-84
John Vanbiesbrouck	1984-85
Ron Greschner	1985-86
James Patrick	1986-87
Bob Froese	1987-88
Tony Granato	1988-89
Kelly Kisio	1989-90
Mike Richter	1990-91
Mark Messier	1991-92
Adam Graves	1992-93
Neil Smith	1993-94
Kevin Lowe	1994-95
Glenn Healy	1995-96
Wayne Gretzky	1996-97
Alex Kovalev	1997-98
Kevin Stevens	1998-99
Tim Taylor	1999-00
Petr Nedved	2000-01
Brian Leetch	2001-02
Bobby Holik	2002-03
Eric Lindros	2003-04
Jaromir Jagr	2005-06
Brendan Shanahan	2006-07
Henrik Lundqvist	2007-08
Tom Renney	2008-09
Vinny Prospal and Erik Christensen	2009-10
Ryan Callahan	2010-11
Brian Boyle	2011-12
Dan Girardi	2012-13
Marc Staal	2013-14

TEAM AWARD WINNERS

LARS-ERIK SJOBERG AWARD (BEST ROOKIE OF TRAINING CAMP)

The Lars-Erik Sjoberg is awarded annually to the top Rangers rookie during training camp. The award, which was first presented in 1988, bears the name of Lars-Erik Sjoberg, who was the Rangers chief European scout for eight years. During his time with the Blueshirts, Sjoberg played a prominent role in the team's decision to draft Europeans such as Tomas Sandstrom, Jan Erixon, and Ulf Dahlen. Prior to joining the Rangers as a scout, Sjoberg played five seasons with the Winnipeg Jets during their time in the World Hockey Association (WHA), and also skated with Winnipeg in its inaugural NHL season in 1979-80. He passed away on October 20, 1987 at the age of 43.

Mike Richter	1988
Troy Mallette	1989
Steven Rice	1990
Tony Amonte	1991
Peter Andersson	1992
Mattias Norstrom	1993
Mattias Norstrom	1994
Niklas Sundstrom	1995
Eric Cairns	1996
Marc Savard	1997
Manny Malhotra	1998
Kim Johnsson	1999
Filip Novak	2000
Dan Blackburn	2001
Jamie Lundmark	2002
Dominic Moore	2003
Henrik Lundqvist	2005
Nigel Dawes and Brandon Dubinsky	2006
Marc Staal	2007
Lauri Korpikoski	2008
Matt Gilroy	2009
Derek Stepan	2010

RANGERS FAN CLUB FRANK BOUCHER TROPHY (MOST POPULAR PLAYER ON AND OFF THE ICE)

The Frank Boucher Trophy is awarded annually to the Ranger who is considered the most popular player on and off the ice, as chosen by members of the Rangers Fan Club. The trophy bears the name of Rangers legend and Hall of Famer Frank Boucher, who was a member of the organization for 31 years as a player, coach, and general manager. During his 13-year playing career with the Blueshirts, he won the Lady Byng Trophy seven times, the most of any player in NHL history, and captured the Stanley Cup in 1927-28 and 1932-33. He also led the Rangers to the franchise's third Stanley Cup in his first season as head coach in 1939-40. He is one of only two men, along with Lester Patrick, who have won three Stanley Cups with the Rangers.

Don Raleigh	1951-52
Wally Hergesheimer	1952-53
Johnny Bower	1953-54
Edgar Laprade	1954-55
Lorne Worsley	1955-56
Andy Bathgate	1956-57
Andy Bathgate	1957-58
Andy Bathgate	1958-59
Dean Prentice	1959-60
Lorne Worsley	1960-61
Andy Bathgate	1961-62
Lorne Worsley	1962-63
Rod Gilbert	1963-64
Harry Howell	1964-65
Harry Howell	1965-66
Harry Howell	1966-67
Rod Gilbert	1967-68
Ed Giacomin	1968-69
Walter Tkaczuk	1969-70
Dave Balon	1970-71
Jean Ratelle	1971-72
Jean Ratelle	1972-73
Brad Park	1973-74
Rod Gilbert	1974-75
Rod Gilbert	1975-76
Rod Gilbert	1976-77
Pat Hickey	1977-78
Phil Esposito	1978-79
Phil Esposito	1979-80
Eddie Johnstone	1980-81
Nick Fotiu	1981-82
Mark Pavelich	1982-83
Barry Beck and Nick Fotiu	1983-84
Anders Hedberg and Mike Rogers	1984-85
John Vanbiesbrouck	1985-86
Walt Poddubny	1986-87
Walt Poddubny	1987-88
Guy Lafleur	1988-89
Brian Mullen	1989-90
Mike Richter	1990-91
Mark Messier	1991-92
Mike Gartner	1992-93
Adam Graves	1993-94
Mark Messier	1994-95
Mark Messier	1995-96
Mark Messier	1996-97
Wayne Gretzky	1997-98
Mike Richter	1998-99
Mike Richter	1999-00
Brian Leetch	2000-01
Mike Richter	2001-02
Mike Dunham	2002-03
Eric Lindros	2003-04
Jaromir Jagr	2005-06
Henrik Lundqvist	2006-07
Sean Avery	2007-08
Blair Betts	2008-09
Henrik Lundqvist	2009-10

RANGERS FAN CLUB ROOKIE OF THE YEAR

John Vanbiesbrouck	1984-85
Mike Ridley	1985-86
Terry Carkner	1986-87
Ulf Dahlen	1987-88
Brian Leetch and Tony Granato	1988-89
Darren Turcotte	1989-90
Mike Richter	1990-91
Tony Amonte	1991-92
Sergei Zubov	1992-93

RANGERS FAN CLUB ROOKIE OF THE YEAR (cont'd)

Alexander Karpovtsev	1993-94
Mike York	1999-00
Tomas Kloucek	2000-01
Dan Blackburn	2001-02
Jamie Lundmark	2002-03
Jed Ortmeyer	2003-04
Henrik Lundqvist	2005-06
Dan Girardi	2006-07
Brandon Dubinsky	2007-08
Lauri Korpikoski	2008-09
Michael Del Zotto	2009-10

RANGERS FAN CLUB CEIL SAIDEL MEMORIAL AWARD (FOR DEDICATION TO THE ORGANIZATION ON AND OFF THE ICE)

The Ceil Saidel Memorial Award is given annually to recognize a player, as chosen by members of the Rangers Fan Club, for their dedication to the organization on and off the ice. The award, which was first presented in 1994-95, bears the name of Ceil Saidel, who was a longtime Rangers season ticket holder and member of the Fan Club since its inception in 1951. During the 1994 Playoffs, Saidel's life was taken suddenly in an attempted robbery.

Adam Graves	1994-95
Adam Graves and Glenn Healy	1995-96
Adam Graves	1996-97
Adam Graves	1997-98
Adam Graves	1998-99
Adam Graves	1999-00
Adam Graves	2000-01
Brian Leetch	2001-02
Brian Leetch	2002-03
Mark Messier	2003-04
Henrik Lundqvist	2005-06
Brendan Shanahan	2006-07
Brendan Shanahan	2007-08
Henrik Lundqvist	2008-09
Erik Christensen	2009-10

"CRUMB BUM" AWARD (FOR SERVICE TO NEW YORK YOUNGSTERS)

Ed Hospodar	1981
Barry Beck	1982
Nick Fotiu	1983
Dave and Don Maloney	1984
Ron Greschner	1985
John Vanbiesbrouck	1987
Pierre Larouche	1988
Guy Lafleur	1989
Carey Wilson	1990
Mike Gartner	1991
Kris King	1992
Adam Graves	1993
Brian Leetch	1994
Mark Messier	1995
Jeff Beukeboom	1996
Mike Richter	1997
Rod Gilbert	1999
Matthew Barnaby	2004

IN THE PAST

ALL-TIME RECORD VS. NHL

	NEW YORK RANGERS VS.	GP	W	L	T	OL	GF	GA	PTS
OVERALL	Boston	634	249	286	97	2	1845	1996	597
	Montreal	614	192	324	94	4	1590	2069	482
	Toronto	599	224	273	95	7	1726	1894	550
	Chicago	581	238	243	98	2	1657	1699	576
	Detroit (a)	578	214	260	103	1	1589	1764	532
	Philadelphia	276	121	111	37	7	821	821	286
	Pittsburgh	258	120	105	23	10	916	868	273
	NY Islanders	249	122	101	19	7	842	797	270
	New Jersey (K.C. - Col.)	227	106	87	27	7	748	679	246
	Washington	201	89	88	18	6	682	688	202
	Buffalo	168	65	73	25	5	517	545	160
	St. Louis	133	75	42	16	0	467	361	166
	Dallas (Min.)	132	71	38	22	1	458	378	165
	Los Angeles	127	66	44	16	1	469	393	149
	Carolina (Hfd.)	123	65	49	7	2	404	342	139
	Vancouver	113	75	30	8	0	460	321	158
	Calgary (Atl.)	109	40	54	15	0	346	422	95
	Tampa Bay	86	43	31	5	7	273	252	98
	Florida	83	45	28	6	4	240	191	100
	Ottawa	80	35	38	3	4	218	229	77
	Colorado (Que.)	78	35	31	7	5	287	265	82
	Arizona (Wpg.)	70	39	25	6	0	262	236	84
	Edmonton	66	27	28	9	2	233	232	65
	Winnipeg (Atl.)	53	25	18	1	9	156	150	60
	San Jose	31	20	8	3	0	110	86	43
	Anaheim	27	10	15	1	1	69	84	22
	Nashville	18	9	6	1	2	50	41	21
	Minnesota	16	10	6	0	0	47	39	20
	Columbus	16	7	7	1	1	45	49	16
	Defunct Clubs (b)	278	169	64	45	0	901	581	383
	TOTALS	**6024**	**2606**	**2513**	**808**	**97**	**18428**	**18472**	**6117**

(a) Includes records of Detroit Cougars and Detroit Falcons

(b) Teams are: Brooklyn and New York Americans, Cleveland Barons (Calif.), Montreal Maroons, Ottawa Senators (1926-1934), Philadelphia Quakers, Pittsburgh Pirates and St. Louis Eagles.* For the 1999-00 season, the NHL awarded teams one point for a regulation tie (RT.) Beginning in 2000-01, the NHL amended the rule, awarding teams one point for an overtime loss (OTL.)During the 2005-06 season, the NHL instituted the shootout to follow a scoreless five-minute overtime to eliminate ties. The winning team in the shootout gains two points and a win in the standings, while the losing team receives one point, recorded as an "OT" in the standings.

ALL-TIME RECORD VS. NHL

	NEW YORK RANGERS VS.	GP	W	L	T	OL	GF	GA	PTS
HOME	Boston	319	143	121	55	0	972	890	341
	Montreal	306	127	124	54	1	884	883	309
	Toronto	301	130	111	56	4	934	880	320
	Chicago	290	121	114	55	0	854	817	297
	Detroit (a)	289	137	94	58	0	878	746	332
	Philadelphia	138	64	47	23	4	437	392	155
	Pittsburgh	130	67	50	9	4	486	425	147
	NY Islanders	125	70	39	11	5	451	359	156
	New Jersey (K.C. - Col.)	112	58	31	20	3	395	306	139
	Washington	100	49	39	9	3	365	330	110
	Buffalo	83	37	28	15	3	257	220	92
	Dallas (Min.)	67	38	18	11	0	224	175	87
	St. Louis	64	45	13	6	0	252	153	96
	Los Angeles	62	37	19	6	0	243	182	80
	Carolina (Hfd.)	62	39	17	4	2	220	149	84
	Vancouver	58	40	13	5	0	248	150	85
	Calgary (Atl.)	56	27	24	5	0	188	193	59
	Tampa Bay	44	24	14	2	4	146	118	54
	Florida	41	23	14	4	0	127	90	50
	Ottawa	39	14	23	0	2	106	117	30
	Colorado (Que.)	39	21	12	4	2	148	109	48
	Arizona (Wpg.)	35	23	10	2	0	148	117	48
	Edmonton	34	12	15	6	1	128	124	31
	Winnipeg (Atl.)	27	10	11	1	5	74	79	26
	San Jose	14	9	4	1	0	51	40	19
	Anaheim	14	6	7	1	0	34	35	13
	Nashville	10	3	5	1	1	23	24	8
	Minnesota	7	5	2	0	0	20	13	10
	Columbus	7	3	2	1	1	24	22	8
	Defunct Clubs (b)	139	87	30	22	0	460	290	196
	TOTALS	**3012**	**1469**	**1051**	**447**	**45**	**9777**	**8428**	**3430**

	NEW YORK RANGERS VS.	GP	W	L	T	OL	GF	GA	PTS
AWAY	Boston	315	106	165	42	2	873	1106	256
	Montreal	308	65	200	40	3	706	1186	173
	Toronto	298	94	162	39	3	792	1014	230
	Chicago	291	117	129	43	2	803	882	279
	Detroit (a)	289	77	166	45	1	711	1018	200
	Philadelphia	138	57	64	14	3	384	429	131
	Pittsburgh	128	53	55	14	6	430	443	126
	NY Islanders	124	52	62	8	2	391	438	114
	New Jersey (K.C. - Col.)	115	48	56	7	4	353	373	107
	Washington	101	40	49	9	3	317	358	92
	Buffalo	85	28	45	10	2	260	325	68
	St. Louis	69	30	29	10	0	215	208	70
	Dallas (Min.)	65	33	20	11	1	234	203	78
	Los Angeles	65	29	25	10	1	226	211	69
	Carolina (Hfd.)	61	26	32	3	0	184	193	55
	Vancouver	55	35	17	3	0	212	171	73
	Calgary (Atl.)	53	13	30	10	0	158	229	36
	Tampa Bay	42	19	17	3	3	127	134	44
	Florida	42	22	14	2	4	113	101	50
	Ottawa	41	21	15	3	2	112	112	47
	Colorado (Que.)	39	14	19	3	3	139	156	34
	Arizona (Wpg.)	35	16	15	4	0	114	119	36
	Edmonton	32	15	13	3	1	105	108	34
	Winnipeg (Atl.)	26	15	7	0	4	82	71	34
	San Jose	17	11	4	2	0	59	46	24
	Anaheim	13	4	8	0	1	35	49	9
	Columbus	9	4	5	0	0	21	27	8
	Minnesota	9	5	4	0	0	27	26	10
	Nashville	8	6	1	0	1	27	17	13
	Defunct Clubs (b)	139	82	34	23	0	441	291	187
	TOTALS	**3012**	**1137**	**1462**	**361**	**52**	**8651**	**10044**	**2687**

(a) Includes records of Detroit Cougars and Detroit Falcons

(b) Teams are: Brooklyn and New York Americans, Cleveland Barons (Calif.), Montreal Maroons, Ottawa Senators (1926-1934), Philadelphia Quakers, Pittsburgh Pirates and St. Louis Eagles.* For the 1999-00 season, the NHL awarded teams one point for a regulation tie (RT.) Beginning in 2000-01, the NHL amended the rule, awarding teams one point for an overtime loss (OTL.)During the 2005-06 season, the NHL instituted the shootout to follow a scoreless five-minute overtime to eliminate ties. The winning team in the shootout gains two points and a win in the standings, while the losing team receives one point, recorded as an "OT" in the standings.

SPECIAL TEAMS STATISTICS YEAR-BY-YEAR

	POWER PLAY				PENALTY KILLING			
YEAR	PPG	ADV	PCT	SHGA	PPGA	TSH	PCT	SHG
1967-68	46	217	21.2	1	42	223	81.2	7
1968-69	56	275	20.4	4	35	223	84.3	9
1969-70	52	295	17.6	7	40	269	85.1	7
1970-71	60	234	25.6	5	41	253	83.8	3
1971-72	60	257	23.3	14	44	282	84.4	10
1972-73	54	238	22.7	5	39	250	84.4	5
1973-74	66	222	29.7	9	45	239	81.2	2
1974-75	84	296	28.4	6	54	295	81.7	7
1975-76	67	323	20.7	3	68	277	75.5	11
1976-77	60	290	20.7	6	55	268	79.5	16
1977-78	78	279	28.0	10	48	244	80.3	6
1978-79	75	306	24.5	9	78	311	74.9	12
1979-80	79	304	26.0	8	54	303	82.2	7
1980-81	63	351	17.9	14	83	392	78.8	12
1981-82	68	306	22.2	7	75	319	76.5	12
1982-83	71	317	22.4	12	75	312	76.0	8
1983-84	74	295	25.1	12	76	347	78.1	11
1984-85	72	305	23.6	9	64	333	80.8	8
1985-86	73	362	20.2	9	81	365	77.8	4
1986-87	75	375	20.0	12	71	379	81.3	15
1987-88	111	491	22.6	6	82	423	80.6	11
1988-89	85	457	18.6	13	85	371	77.1	17
1989-90	103	442	23.3	7	77	362	78.7	8
1990-91	91	389	23.4	9	73	362	79.8	10
1991-92	81	387	20.9	14	60	395	84.8	12
1992-93	77	420	18.3	12	84	446	81.2	18
1993-94	96	417	23.0	20	67	435	84.6	5
1994-95	40	200	20.0	5	34	211	83.9	3
1995-96	85	429	19.8	6	89	495	82.0	11
1996-97	63	287	22.0	15	69	344	79.9	5
1997-98	62	351	17.7	0	55	376	85.4	13
1998-99	71	348	20.4	9	46	336	85.7	7
1999-00	55	325	16.9	5	49	292	83.2	9
2000-01	65	363	17.9	16	86	400	78.5	12
2001-02	48	326	14.7	8	80	398	79.9	5
2002-03	55	339	16.2	8	73	358	81.2	8
2003-04	46	322	14.3	6	80	388	79.4	8
2005-06	83	440	18.9	4	79	486	83.7	9
2006-07	75	406	18.5	11	65	400	83.8	6
2007-08	61	370	16.5	4	53	343	84.5	5
2008-09	48	346	13.9	14	40	329	87.8	9
2009-10	55	301	18.3	7	50	318	84.3	5
2010-11	49	290	16.9	5	42	257	83.7	11
2011-12	44	280	15.7	4	36	260	86.2	7
2012-13	24	153	15.7	4	28	148	81.1	5
2013-14	48	264	18.2	7	34	232	85.3	10

ALL-TIME LONGEST TEAM STREAKS

OVERALL

WINNING STREAK

10	12/19 – 1/13/40
10	1/19 – 2/10/73
8	2/16 – 3/6/74
8	12/27 – 1/11/75
7	1/18 – 2/5/42
7	12/11 – 12/23/70
7	2/20 – 3/5/72
7	10/22 – 11/5/78
7	10/16 – 10/30/88
7	12/13 – 12/26/91
7	1/15 – 1/25/00
7	2/1 – 3/2/06
7	10/3 – 10/17/09
7	10/31 – 11/15/11

POINT STREAK

19	11/23 – 1/13/40
16	2/6 – 3/11/72
16	1/7 – 2/11/73
14	11/7 – 12/10/69
14	10/16 – 11/14/71
14	10/24 – 11/24/93
13	1/3 – 2/5/35
13	2/9 – 3/10/08
11	12/10 – 1/5/32
11	2/20 – 3/14/71
10	11/17 – 12/5/63
10	2/10 – 3/6/74
10	11/7 – 11/26/90
10	11/27 – 12/13/95

LOSING STREAK

11	10/30 – 11/27/43
10	1/3 – 1/28/62
8	3/12 – 3/25/04
8	10/28 – 11/14/87
8	3/7 – 3/23/91
7	12/31 – 1/15/44
7	1/11 – 1/25/50
7	3/11 – 3/22/50
7	10/31 – 11/16/63
7	4/5 – 4/16/93
7	3/11 – 3/30/95
7	12/16 – 12/29/06

WINLESS STREAK

21	1/23 – 3/19/44
19	12/31 – 2/20/43
15	10/30 – 12/11/43
15	10/19 – 11/19/50
14	12/1 – 12/26/54
11	11/25 – 12/18/65
11	12/9 – 12/31/89
10	10/28 – 11/21/56
10	1/14 – 2/3/60
10	1/3 – 1/28/62
9	3/19 – 4/9/00
9	12/20 – 1/13/01
9	12/31 – 1/17/02

HOME

WINNING STREAK

14	12/19 – 2/25/40
9	2/10 – 3/14/71
9	11/10 – 12/15/71
8	12/13 – 1/14/32
8	12/31 – 2/15/70
8	2/20 – 3/16/80
8	10/8 – 10/31/90
7	1/5 – 2/8/69
7	2/9 – 3/5/72
7	2/6 – 3/10/74
7	11/17 – 12/15/82
7	12/21 – 1/18/84
7	10/31 – 11/29/11

LOSING STREAK

24	10/24 – 2/15/96
24	10/14 – 1/31/71
18	11/28 – 2/25/40
18	1/5 – 3/30/69
18	10/17 – 12/29/71
16	10/24 – 1/5/94
13	11/25 – 2/5/42
12	12/28 – 2/25/70
11	11/7 – 12/12/73
11	1/6 – 3/10/74
11	1/14 – 3/1/92
11	2/16 – 4/4/08
10	11/2 – 12/10/69
10	10/11 – 11/15/72
10	1/7 – 2/28/73

LOSING STREAK

7	10/20 – 11/14/76
7	3/24 – 4/14/93
6	2/26 – 3/16/46
5	3/7 – 3/31/04
5	11/6 – 11/21/43
5	12/31 – 1/13/44
5	2/20 – 3/6/55
5	1/6 – 2/2/57
5	11/24 – 12/8/58
5	3/21 – 4/7/98
5	3/21 – 4/9/00
	12/16 – 12/29/06

WINLESS STREAK

10	1/30 – 3/19/44
9	12/31 – 2/18/43
9	11/29 – 1/3/65
9	2/15 – 3/24/96
8	2/20 – 3/3/11
8	11/12 – 12/27/44
8	12/1 – 12/26/54
7	2/23 – 3/16/46
7	10/28 – 11/25/56
7	12/25 – 1/29/58
7	3/3 – 3/28/65
7	10/20 – 11/14/76
7	3/24 – 4/14/93
7	3/13 – 4/9/00

ROAD

WINNING STREAK

7	1/12 – 2/12/35
7	10/28 – 11/29/78
6	10/30 – 11/24/93
6	1/19 – 3/2/06
6	10/26 – 11/23/13
6	1/4 – 2/7/14
5	1/19 – 2/10/73
5	11/26 – 12/21/96
5	1/15 – 1/25/00
5	11/10 – 11/21/07
4	(many times) last 3/24 – 4/3/12

LOSING STREAK

11	11/5 – 1/13/40
10	11/12 – 1/3/31
10	12/20 – 2/10/73
10	1/31 – 3/10/08
9	2/8 – 3/22/58
8	2/3 – 3/9/68
8	12/2 – 1/15/82
8	12/23 – 1/23/89
8	12/5/09 – 1/9/10
7	1/12 – 2/12/35
7	10/28 – 11/29/78

LOSING STREAK

10	10/30 – 12/23/43
10	2/8 – 3/15/61
9	11/27 – 1/8/55
9	1/19 – 2/13/65
8	1/23 – 3/4/44
8	2/9 – 3/16/49
8	11/15 – 12/26/53
7	(11 times) last 12/31 – 1/17/02

WINLESS STREAK

16	10/9 – 12/20/52
13	10/26 – 12/25/63
12	11/28 – 2/7/46
12	11/24 – 1/20/01
11	1/1 – 2/27/43
11	1/23 – 3/18/44
11	11/20 – 1/8/55
11	11/20 – 1/15/66
10	10/30 – 12/23/43
10	10/19 – 11/25/50
10	11/14 – 12/29/51
10	2/8 – 3/15/61
10	10/18 – 11/22/80

* For the 1999-00 season, the NHL awarded teams one point for a regulation tie (RT.) Beginning in 2000-01, the NHL amended the rule, awarding teams one point for an overtime loss (OTL.)During the 2005-06 season, the NHL instituted the shootout to follow a scoreless five-minute overtime to eliminate ties. The winning team in the shootout gains two points and a win in the standings, while the losing team receives one point, recorded as an "OT" in the standings.

MOST RECENT TEAM STARTS...

WINNING STREAKS TO START A SEASON			
	OVERALL	HOME	ROAD
2+	10/04/2008 - 10/13/2008 (5-0-0)	10/05/2008 -10/13/2008 (3-0-0)	10/04/2008 - 10/11/2008 (2-0-0)
3+	10/04/2008 - 10/13/2008 (5-0-0)	10/05/2008 -10/13/2008 (3-0-0)	11/12/1931 - 11/29/1931 (4-0-0)
4+	10/04/2008 - 10/13/2008 (5-0-0)	10/03/2009 -10/14/2009 (4-0-0)	11/12/1931 - 11/29/1931 (4-0-0)
5+	10/04/2008 - 10/13/2008 (5-0-0)	10/08/1990 - 10/31/1990 (8-0-0)	-
6+	-	10/08/1990 - 10/31/1990 (8-0-0)	-
7+	-	10/08/1990 - 10/31/1990 (8-0-0)	-
8+	-	10/08/1990 - 10/31/1990 (8-0-0)	-

POINT STREAKS TO START A SEASON			
	OVERALL	HOME	ROAD
2+	10/04/2008 - 10/13/2008 (5-0-0)	10/05/2008 - 10/13/2008 (3-0-0)	10/04/2008 - 10/11/2008 (2-0-0)
3+	10/04/2008 - 10/13/2008 (5-0-0)	10/05/2008 - 10/13/2008 (3-0-0)	10/08/1997 - 10/11/1997 (1-0-2)
4+	10/04/2008 - 10/13/2008 (5-0-0)	10/03/2009 - 10/14/2009 (4-0-0)	10/06/1988 - 10/29/1988 (3-0-1)
5+	10/04/2008 - 10/13/2008 (5-0-0)	10/06/2005 - 10/19/2005 (4-0-1)	10/09/1971 - 11/06/1971 (6-0-2)
6+	-	10/12/1992 - 10/26/1992 (5-0-1)	10/09/1971 - 11/06/1971 (6-0-2)
7+	-	10/08/1990 - 10/31/1990 (8-0-0)	10/09/1971 - 11/06/1971 (6-0-2)
8+	-	10/08/1990 - 10/31/1990 (8-0-0)	10/09/1971 - 11/06/1971 (6-0-2)
9+	-	10/11/1972 - 11/15/1972 (9-0-1)	11/05/1939 - 01/13/1940 (6-0-5)
10+	-	10/11/1972 - 11/15/1972 (9-0-1)	11/05/1939 - 01/13/1940 (6-0-5)
11+	-	10/14/1970 - 01/31/1971 (17-0-7)	11/05/1939 - 01/13/1940 (6-0-5)
12+	-	10/14/1970 - 01/31/1971 (17-0-7)	-
13+	-	10/14/1970 - 01/31/1971 (17-0-7)	-
14+	-	10/14/1970 - 01/31/1971 (17-0-7)	-
15+	-	10/14/1970 - 01/31/1971 (17-0-7)	-
16+	-	10/14/1970 - 01/31/1971 (17-0-7)	-
17+	-	10/14/1970 - 01/31/1971 (17-0-7)	-
18+	-	10/14/1970 - 01/31/1971 (17-0-7)	-
19+	-	10/14/1970 - 01/31/1971 (17-0-7)	-
20+	-	10/14/1970 - 01/31/1971 (17-0-7)	-
21+	-	10/14/1970 - 01/31/1971 (17-0-7)	-
22+	-	10/14/1970 - 01/31/1971 (17-0-7)	-
23+	-	10/14/1970 - 01/31/1971 (17-0-7)	-
24+	-	10/14/1970 - 01/31/1971 (17-0-7)	-

LOSING STREAKS TO START A SEASON			
	OVERALL	HOME	ROAD
2+	01/19/2013 - 01/20/2013 (0-2-0)	10/09/1998 - 10/16/1998 (0-3-0)	01/19/2013 - 01/24/2013 (0-2-0)
3+	10/09/1998 - 10/16/1998 (0-4-0)	10/09/1998 - 10/16/1998 (0-3-0)	10/06/2007 - 10/18/2007 (0-3-0)
4+	10/09/1998 - 10/16/1998 (0-4-0)	11/06/1943 - 11/21/1943 (0-5-0)	10/12/1985 - 11/02/1985 (0-4-0)
5+	10/30/1943 - 1/27/1943 (0-11-0)	11/06/1943 - 11/21/1943 (0-5-0)	10/30/1943 - 12/23/1943 (0-10-0)
6+	10/30/1943 - 1/27/1943 (0-11-0)	-	10/30/1943 - 12/23/1943 (0-10-0)
7+	10/30/1943 - 1/27/1943 (0-11-0)	-	10/30/1943 - 12/23/1943 (0-10-0)
8+	10/30/1943 - 1/27/1943 (0-11-0)	-	10/30/1943 - 12/23/1943 (0-10-0)
9+	10/30/1943 - 1/27/1943 (0-11-0)	-	10/30/1943 - 12/23/1943 (0-10-0)
10+	10/30/1943 - 1/27/1943 (0-11-0)	-	10/30/1943 - 12/23/1943 (0-10-0)
11+	10/30/1943 - 1/27/1943 (0-11-0)	-	-

WINLESS STREAKS TO START A SEASON			
	OVERALL	HOME	ROAD
2+	01/19/2013 - 01/20/2013 (0-2-0)	10/27/2011 - 10/29/2011 (0-1-1)	01/19/2013 - 01/24/2013 (0-2-0)
3+	10/07/2011 - 10/15/2011 (0-1-2)	10/09/1998 - 10/16/1998 (0-3-0)	10/06/2007 - 11/06/2007 (0-5-1)
4+	10/10/2003 - 10/18/2003 (0-2-2)	10/13/1964 - 10/25/1964 (0-3-1)	10/06/2007 - 11/06/2007 (0-5-1)
5+	10/09/1998 - 10/17/1998 (0-4-1)	10/25/1950 - 11/19/1950 (0-3-3)	10/06/2007 - 11/06/2007 (0-5-1)
6+	10/08/1958 - 10/19/1958 (0-2-4)	10/25/1950 - 11/19/1950 (0-3-3)	10/06/2007 - 11/06/2007 (0-5-1)
7+	10/30/1943 - 12/11/1943 (0-14-1)	-	10/08/1958 - 11/04/1958 (0-4-3)
8+	10/30/1943 - 12/11/1943 (0-14-1)	-	10/09/1952 - 12/20/1952 (0-12-4)
9+	10/30/1943 - 12/11/1943 (0-14-1)	-	10/09/1952 - 12/20/1952 (0-12-4)
10+	10/30/1943 - 12/11/1943 (0-14-1)	-	10/09/1952 - 12/20/1952 (0-12-4)
11+	10/30/1943 - 12/11/1943 (0-14-1)	-	10/09/1952 - 12/20/1952 (0-12-4)
12+	10/30/1943 - 12/11/1943 (0-14-1)	-	10/09/1952 - 12/20/1952 (0-12-4)
13+	10/30/1943 - 12/11/1943 (0-14-1)	-	10/09/1952 - 12/20/1952 (0-12-4)
14+	10/30/1943 - 12/11/1943 (0-14-1)	-	10/09/1952 - 12/20/1952 (0-12-4)
15+	10/30/1943 - 12/11/1943 (0-14-1)	-	10/09/1952 - 12/20/1952 (0-12-4)
16+	-	-	10/09/1952 - 12/20/1952 (0-12-4)

MOST RECENT TEAM STREAKS...

WINNING STREAKS			
	OVERALL	HOME	ROAD
2+	4/8/2014 - 4/10/2014 (2-0-0)	4/8/2014 - 4/10/2014 (2-0-0)	3/30/2014 - 4/1/2014 (2-0-0)
3+	3/18/2014 - 3/26/2014 (5-0-0)	4/1/2013 - 4/27/2013 (6-0-0)	3/14/2014 - 3/22/2014 (4-0-0)
4+	3/18/2014 - 3/26/2014 (5-0-0)	4/1/2013 - 4/27/2013 (6-0-0)	3/14/2014 - 3/22/2014 (4-0-0)
5+	3/18/2014 - 3/26/2014 (5-0-0)	4/1/2013 - 4/27/2013 (6-0-0)	1/4/2014 - 2/7/2014 (6-0-0)
6+	10/31/2011 - 11/15/2011 (7-0-0)	4/1/2013 - 4/27/2013 (6-0-0)	1/4/2014 - 2/7/2014 (6-0-0)
7+	10/31/2011 - 11/15/2011 (7-0-0)	10/31/2011 - 11/29/2011 (7-0-0)	10/28/1978 - 11/29/1978 (7-0-0)
8+	12/27/1974- 1/11/1975 (8-0-0)	10/8/1990 - 10/31/1990 (8-0-0)	-
9+	1/19/1973 - 2/10/1973 (10-0-0)	11/10/1971 - 12/15/1971 (9-0-0)	-
10+	1/19/1973 - 2/10/1973 (10-0-0)	12/19/1939 - 2/25/1940 (14-0-0)	-
11+	-	12/19/1939 - 2/25/1940 (14-0-0)	-
12+	-	12/19/1939 - 2/25/1940 (14-0-0)	-
13+	-	12/19/1939 - 2/25/1940 (14-0-0)	-
14+	-	12/19/1939 - 2/25/1940 (14-0-0)	-

POINT STREAKS			
	OVERALL	HOME	ROAD
2+	4/8/2014 - 4/10/2014 (2-0-0)	4/8/2014 - 4/10/2014 (2-0-0)	3/30/2014 - 4/12/2014 (2-0-2)
3+	4/8/2014 - 4/12/2014 (2-0-1)	12/22/2013 - 1/12/2014 (4-0-1)	3/30/2014 - 4/12/2014 (2-0-2)
4+	3/18/2014 - 3/26/2014 (5-0-0)	12/22/2013 - 1/12/2014 (4-0-1)	3/30/2014 - 4/12/2014 (2-0-2)
5+	3/18/2014 - 3/26/2014 (5-0-0)	12/22/2013 - 1/12/2014 (4-0-1)	1/4/2014 - 2/7/2014 (6-0-0)
6+	2/24/2012 - 3/4/2012 (4-0-2)	3/24/2013 - 4/27/2013 (6-0-1)	1/4/2014 - 2/7/2014 (6-0-0)
7+	10/29/2011 - 11/15/2011 (7-0-1)	3/24/2013 - 4/27/2013 (6-0-1)	12/5/2009 - 1/9/2010 (6-0-2)
8+	10/29/2011 - 11/15/2011 (7-0-1)	10/29/2011 - 11/29/2011 (7-0-1)	12/5/2009 - 1/9/2010 (6-0-2)
9+	2/9/2008 - 3/10/2008 (10-0-3)	2/16/2008 - 4/4/2008 (8-0-3)	1/31/2008 - 3/10/2008 (8-0-2)
10+	2/9/2008 - 3/10/2008 (10-0-3)	2/16/2008 - 4/4/2008 (8-0-3)	1/31/2008 - 3/10/2008 (8-0-2)
11+	2/9/2008 - 3/10/2008 (10-0-3)	2/16/2008 - 4/4/2008 (8-0-3)	11/5/1939 - 1/13/1940 (6-0-5)
12+	2/9/2008 - 3/10/2008 (10-0-3)	10/24/1995 - 2/15/1996 (18-0-6)	-
13+	2/9/2008 - 3/10/2008 (10-0-3)	10/24/1995 - 2/15/1996 (18-0-6)	-
14+	10/24/1993 - 11/24/1993 (12-0-2)	10/24/1995 - 2/15/1996 (18-0-6)	-
15+	1/7/1973 - 2/11/1973 (14-0-2)	10/24/1995 - 2/15/1996 (18-0-6)	-
16+	1/7/1973 - 2/11/1973 (14-0-2)	10/24/1995 - 2/15/1996 (18-0-6)	-
17+	11/23/1939 - 1/13/1940 (14-0-5)	10/24/1995 - 2/15/1996 (18-0-6)	-
18+	11/23/1939 - 1/13/1940 (14-0-5)	10/24/1995 - 2/15/1996 (18-0-6)	-
19+	11/23/1939 - 1/13/1940 (14-0-5)	10/24/1995 - 2/15/1996 (18-0-6)	-
20+	-	10/24/1995 - 2/15/1996 (18-0-6)	-
21+	-	10/24/1995 - 2/15/1996 (18-0-6)	-
22+	-	10/24/1995 - 2/15/1996 (18-0-6)	-
23+	-	10/24/1995 - 2/15/1996 (18-0-6)	-
24+	-	10/24/1995 - 2/15/1996 (18-0-6)	-

LOSING STREAKS			
	OVERALL	HOME	ROAD
2+	3/11/2014 - 3/13/2014 (0-2-0)	1/21/2014 - 1/23/2014 (0-2-0)	3/11/2014 - 3/13/2014 (0-2-0)
3+	12/8/2013 - 12/12/2013 (0-3-0)	12/8/2013 - 12/12/2013 (0-3-0)	10/8/2013 - 10/12/2013 (0-3-0)
4+	2/3/2011 - 2/11/2011 (0-4-0)	2/20/2011 - 3/3/2011 (0-4-0)	2/5/2011 - 2/18/2011 (0-4-0)
5+	1/21/2010 - 1/31/2010 (0-5-0)	3/7/2004 - 3/31/2004 (0-5-0)	1/18/2009 - 2/9/2009 (0-5-0)
6+	12/16/2006 - 12/29/2006 (0-7-0)	3/24/1993 - 4/14/1993 (0-7-0)	12/26/1992 - 1/16/1993 (0-6-0)
7+	12/16/2006 - 12/29/2006 (0-7-0)	3/24/1993 - 4/14/1993 (0-7-0)	3/7/1991 - 3/30/1991 (0-7-0)
8+	3/7/1991 - 3/23/1991 (0-8-0)	-	1/19/1966 - 2/13/1966 (0-9-0)
9+	1/3/1962 - 1/28/1962 (0-10-0)	-	1/19/1966 - 2/13/1966 (0-9-0)
10+	1/3/1962 - 1/28/1962 (0-10-0)	-	2/8/1961 - 3/15/1961 (0-10-0)
11+	10/30/1943 - 11/27/1943 (0-11-0)	-	-

WINLESS STREAKS			
	OVERALL	HOME	ROAD
2+	4/3/2014 - 4/5/2014 (0-1-1)	3/2/2014 - 3/5/2014 (0-1-1)	4/3/2014 - 4/12/2014 (0-0-2)
3+	3/1/2014 - 3/5/2014 (0-2-1)	12/2/2013 - 12/12/2013 (0-4-1)	10/8/2013 - 10/12/2013 (0-3-0)
4+	12/7/2013 - 12/12/2013 (0-3-1)	12/2/2013 - 12/12/2013 (0-4-1)	3/2/2012 - 3/9/2012 (0-3-1)
5+	1/25/2011 - 2/11/2011 (0-5-1)	12/2/2013 - 12/12/2013 (0-4-1)	1/18/2009 - 2/25/2009 (0-7-2)
6+	1/25/2011 - 2/11/2011 (0-5-1)	3/13/2000 - 4/9/2000 (0-6-1-0)	1/18/2009 - 2/25/2009 (0-7-2)
7+	12/16/2006 - 12/29/2006 (0-7-0)	3/13/2000 - 4/9/2000 (0-6-1-0)	1/18/2009 - 2/25/2009 (0-7-2)
8+	3/12/2004 - 3/25/2004 (0-5-0-3)	2/15/1996 - 3/24/1996 (0-5-4)	1/18/2009 - 2/25/2009 (0-7-2)
9+	12/31/2001 - 1/17/2002 (0-8-1-1)	2/15/1996 - 3/24/1996 (0-5-4)	1/18/2009 - 2/25/2009 (0-7-2)
10+	12/31/2001 - 1/17/2002 (0-8-1-1)	1/30/1944 - 3/19/1944 (0-7-3)	11/24/2000 - 1/20/2001 (0-10-2-0)
11+	12/9/1989 - 12/31/1989 (0-8-3)	-	11/24/2000 - 1/20/2001 (0-10-2-0)
12+	12/1/1954 - 12/26/1954 (0-8-6)	-	11/24/2000 - 1/20/2001 (0-10-2-0)
13+	12/1/1954 - 12/26/1954 (0-8-6)	-	10/26/1963 - 12/25/1963 (0-12-1)
14+	12/1/1954 - 12/26/1954 (0-8-6)	-	10/9/1952 - 12/20/1952 (0-12-4)
15+	10/19/1950 - 11/19/1950 (0-8-7)	-	10/9/1952 - 12/20/1952 (0-12-4)
16+	1/23/1944 - 3/19/1944 (0-17-4)	-	10/9/1952 - 12/20/1952 (0-12-4)
17+	1/23/1944 - 3/19/1944 (0-17-4)	-	-
18+	1/23/1944 - 3/19/1944 (0-17-4)	-	-
19+	1/23/1944 - 3/19/1944 (0-17-4)	-	-
20+	1/23/1944 - 3/19/1944 (0-17-4)	-	-
21+	1/23/1944 - 3/19/1944 (0-17-4)	-	-

CURRENT HOME AND ROAD

TEAM	LAST RANGERS WIN AT HOME	STREAK	LAST RANGERS WIN AT OPPONENT	STREAK
Anaheim	Nov. 3, 2011 (2-1, SO)	0-1-0	Dec. 16, 2008 (3-1)	0-2-1
Arizona	Mar. 24, 2014 (4-3, OT)	5-0-0	Dec. 17, 2011 (3-2)	0-1-0
Boston	Jan. 23, 2013 (4-3, OT)	0-2-0	Feb. 12, 2013 (4-3, SO)	5-2-0
Buffalo	Apr. 10, 2014 (2-1)	3-0-0	Dec. 5, 2013 (3-1)	2-0-0
Calgary	Dec. 15, 2013 (4-3, SO)	2-0-0	Oct. 20, 2011 (3-2, OT)	0-1-0
Carolina	Apr. 8, 2014 (4-1)	6-0-0	Mar. 7, 2014 (4-2)	0-1-0
Chicago	Feb. 27, 2014 (2-1)	1-0-0	Jan. 8, 2014 (3-2)	1-0-0
Colorado	Feb. 4, 2014 (5-1)	1-0-0	Jan. 31, 2010 (3-1)	0-1-1
Columbus	Feb. 19, 2012 (3-2, OT)	0-1-1	Mar. 21, 2014 (3-1)	2-0-0
Dallas	Jan. 10, 2014 (3-2)	1-0-0	Nov. 21, 2013 (3-2)	2-0-0
Detroit	Mar. 9, 2014 (3-0)	3-0-0	Oct. 26, 2013 (3-2, OT)	1-0-0
Edmonton	Nov. 14, 2010 (8-2)	0-1-0	Mar. 30, 2014 (5-0)	1-0-0
Florida	Nov. 10, 2013 (4-3)	2-0-0	Dec. 31, 2013 (2-1, SO)	2-0-0
Los Angeles	Feb. 17, 2011 (4-3, SO)	0-1-0	Oct. 7, 2013 (3-1)	1-0-1
Minnesota	Dec. 22, 2013 (4-1)	1-0-0	Mar. 27, 2012 (3-2)	0-1-0
Montreal	Mar. 30, 2012 (4-1)	0-2-0	Nov. 16, 2013 (1-0)	1-0-1
Nashville	Jan. 17, 2012 (3-0)	0-1-0	Nov. 23, 2013 (2-0)	5-0-1
New Jersey	Apr. 27, 2013 (4-0)	0-1-1	Mar. 22, 2014 (2-0)	2-0-0
NY Islanders	Jan. 31, 2014 (4-1)	1-0-0	Jan. 29, 2014 (2-1)	5-0-1
Ottawa	Oct. 3, 2009 (5-2)	0-5-2	Mar. 18, 2014 (8-4)	2-0-0
Philadelphia	Mar. 26, 2014 (3-1)	8-0-0	Mar. 26, 2013 (5-2)	0-3-0
Pittsburgh	Nov. 6, 2013 (5-1)	2-0-1	Feb. 7, 2014 (4-3, SO)	1-0-0
St. Louis	Mar. 3, 2007 (3-2, SO)	0-3-0	Jan. 8, 2011 (2-1)	0-2-0
San Jose	Oct. 31, 2011 (5-2)	0-1-0	Mar. 12, 2011 (3-2, SO)	0-1-0
Tampa Bay	Feb. 28, 2013 (4-1)	0-1-0	Dec. 29, 2013 (4-3)	1-0-0
Toronto	Dec. 23, 2013 (2-1, SO)	3-0-1	Jan. 4, 2014 (7-1)	1-0-0
Vancouver	Nov. 30, 2013 (5-2)	2-0-0	Apr. 1, 2014 (3-1)	2-0-0
Washington	Jan. 19, 2014 (4-1)	1-0-0	Oct. 16, 2013 (2-0)	0-1-0
Winnipeg	Apr. 1, 2013 (4-2)	0-1-0	Mar. 14, 2014 (4-2)	1-0-0

TEAM STREAKS VS. NHL

LAST OPPONENT WIN AT RANGERS	OPPONENT STREAK	LAST OPPONENT WIN AT HOME	OPPONENT STREAK
Nov. 4, 2013 (1-2)	1-0-0	Oct. 10, 2013 (0-6)	3-0-0
Dec. 16, 2007 (1-5)	0-2-3	Oct. 3, 2013 (1-4)	1-0-0
Mar. 2, 2014 (3-6)	3-0-1	Nov. 29, 2013 (2-3)	2-0-1
Mar. 23, 2012 (1-4)	0-3-0	Mar. 12, 2013 (1-3)	0-2-0
Dec. 7, 2008 (0-3)	0-1-1	Mar. 28, 2014 (3-4)	3-0-1
Oct. 29, 2010 (3-4)	0-4-2	Mar. 11, 2014 (1-3)	1-0-0
Feb. 16, 2012 (2-4)	0-1-0	Mar. 9, 2012 (3-4)	0-1-0
Mar. 17, 2012 (1-3)	0-1-0	Apr. 3, 2014 (2-3, SO)	2-0-0
Jan. 6, 2014 (3-4, SO)	2-0-1	Dec. 11, 2010 (1-3)	0-2-0
Dec. 13, 2011 (0-1)	0-1-0	Feb. 6, 2009 (2-10)	0-2-0
Dec. 6, 2009 (1-3)	0-2-1	Feb. 7, 2011 (2-3)	6-0-1
Feb. 6, 2014 (1-2)	1-0-0	Oct. 22, 2011 (2-0)	0-1-0
Mar. 21, 2013 (1-3)	0-2-0	Apr. 23, 2013 (2-3)	0-1-1
Nov. 17, 2013 (0-1)	1-0-1	Oct. 7, 2011 (2-3, OT)	0-1-0
Mar. 3, 2011 (1-3)	0-1-0	Mar. 13, 2014 (1-2)	1-0-0
Oct. 28, 2013 (0-2)	2-0-0	Apr. 12, 2014 (0-1, OT)	1-0-0
Dec. 10, 2013 (1-4)	1-0-0	Feb. 28, 2004 (1-2, OT)	0-3-1
Dec. 7, 2013 (3-4, OT)	0-1-1	Oct. 19, 2013 (0-4)	0-2-0
Jan. 21, 2014 (3-5)	0-1-0	Feb. 24, 2012 (3-4, SO)	0-2-2
Apr. 5, 2014 (2-3)	7-0-0	Mar. 28, 2013 (0-3)	0-2-0
Feb. 20, 2011 (2-4)	0-7-0	Mar. 1, 2014 (2-4)	3-0-0
Dec. 18, 2013 (3-4, SO)	1-0-0	Jan. 3, 2014 (2-5)	5-0-1
Jan. 23, 2014 (1-2)	7-0-1	Oct. 12, 2013 (3-5)	2-0-0
Mar. 16, 2014 (0-1)	1-0-0	Oct. 8, 2013 (2-9)	2-0-1
Jan. 14, 2014 (1-2)	1-0-0	Nov. 25, 2013 (0-5)	0-1-0
Mar. 5, 2014 (2-3, OT)	1-0-0	Apr. 8, 2013 (3-4)	0-1-0
Nov. 19, 2008 (3-6)	0-2-0	Nov. 3, 2009 (1-4)	0-2-0
Dec. 8, 2013 (1-4)	0-1-0	Dec. 27, 2013 (2-3)	1-0-0
Dec. 2, 2013 (2-5)	1-0-0	Mar. 14, 2013 (1-3)	0-1-0

LONGEST TEAM STREAKS YEAR-BY-YEAR

YEAR	WINNING STREAK		POINT STREAK		LOSING STREAK		WINLESS STREAK	
1926-27	4	1/27-2/12	6	1/27-2/27	3	12/15-12/26	3	12/15-12/26
1927-28	3	11/15-11/29	4	11/15-12/1	3	12/27-1/14	4	2/26-3/10
1928-29	2	(2x) last-1/24-2/3	6	12/6-1/10	3	2/7-2/23	4	(2x) last-2/7-2/28
1929-30	2	11/23-11/28	3	3/1-3/4	3	(2x) last-1/2-1/12	7	1/26-3/8
1930-31	2	2/5-2/10	5	(2x) last-1/31-2/15	2	12/4-12/6	3	(3x) last-1/13-1/31
1931-32	4	11/12-11/29	10	11/12-1/3	4	3/6-3/22	4	3/6-3/22
1932-33	2	(4x) last-2/26-3/12	3	(2x) last-1/24-2/2	2	(3x) last-3/16-3/21	4	12/13-1/10
1933-34	4	12/2-12/24	4	12/2-12/24	4	11/11-11/25	4	11/11-11/25
1934-35	7	1/12-2/12	7	1/12-2/12	4	11/10-12/4	4	11/10-12/4
1935-36	2	3/15-3/22	3	(2x) last-3/10-3/22	3	1/18-1/26	4	(2x) last-2/25-3/10
1936-37	2	(2x) last-12/6-12/12	2	(3x) last-1/26-2/4	4	2/11-3/4	4	2/11-3/4
1937-38	4	12/11-12/23	4	12/11-12/23	2	11/27-12/2	3	3/6-3/20
1938-39	3	(2x) last-2/2-2/12	3	(3x) last-2/2-2/12	1	(8x) last-3/18	4	1/5-1/19
1939-40	3	1/2-1/18	11	11/11-1/13	3	2/11-2/22	6	2/1-2/22
1940-41	3	2/18-3/1	3	2/18-3/1	3	12/13-12/28	5	12/13-1/4
1941-42	3	(3x) last-1/20-2/3	3	(3x) last-1/20-2/3	3	12/13-12/23	3	(2x) last-3/3-3/7
1942-43	2	12/25-12/29	3	12/19-12/29	6	1/24-2/7	11	1/1-2/27
1943-44	1	(2x) last-1/22	1	(3x) last-3/12	10	10/30-12/23	11	1/23-3/18
1944-45	1	(4x) last-1/24	1	(7x) last-2/24	3	(4x) last-3/7-3/10	9	1/27-3/10
1945-46	1	(5x) last-3/13	3	2/16-2/27	7	1/12-2/27	12	11/28-2/7
1946-47	2	(4x) last-1/22-1/25	2	(4x) last-1/22-1/25	5	10/26-11/21	5	10/26-11/21
1947-48	3	11/19-11/30	6	11/19-12/13	5	10/19-11/9	8	2/4-3/13
1948-49	2	12/23-12/25	3	12/18-12/25	8	2/9-3/16	7	2/9-3/16
1949-50	3	2/9-2/23	4	2/5-2/23	4	1/14-1/25	8	1/14-2/5
1950-51	1	(6x) last-3/1	3	2/4-2/15	3	3/10-3/17	10	10/19-11/25
1951-52	2	2/7-2/9	4	1/17-1/26	6	12/1-12/29	10	11/4-12/29
1952-53	1	(6x) last-3/7	3	12/20-1/8	6	10/30-11/27	16	10/9-12/20
1953-54	2	(4x) last-3/13-3/20	3	1/28-2/4	8	11/15-12/26	9	11/8-12/26
1954-55	1	(7x) last-3/12	3	1/23-1/29	9	11/27-1/8	11	11/20-1/8
1955-56	2	(5x) last-1/28-1/29	3	(2x) last-1/14-1/17	7	2/4-3/3	7	2/4-3/3
1956-57	2	(2x) last-1/26-1/27	3	(2x) last-3/2-3/9	5	10/14-11/8	6	10/14-11/18
1957-58	3	(2x) last-3/12-3/22	9	2/8-3/22	3	1/25-2/2	4	12/7-12/19
1958-59	3	1/26-2/5	3	(2x) last-1/26-2/5	3	(2x) last-2/8-2/18	7	10/8-11/4
1959-60	1	(7x) last-3/12	2	(2x) last-3/10-3/12	5	1/14-1/23	7	(2x) last-1/14-1/30
1960-61	2	12/4-12/10	4	1/12-1/18	10	2/8-3/15	10	2/8-3/15
1961-62	2	12/25-1/1	2	(4x) last-12/25-1/1	7	1/3-1/27	7	1/3-1/27
1962-63	2	2/26-2/28	2	(4x) last-2/26-2/28	4	2/10-2/23	6	12/22-1/13
1963-64	2	1/1-1/9	2	(2x) last-1/25-1/30	7	10/26-11/28	13	10/26-12/25
1964-65	2	(2x) last-2/27-3/4	3	(3x) last-1/16-1/23	7	1/24-2/24	8	1/23-2/24
1965-66	2	10/30-11/6	3	10/30-11/11	9	1/19-2/13	11	11/20-1/15
1966-67	2	(3x) last-2/19-2/25	6	11/12-12/17	3	1/21-1/28	7	3/1-4/1
1967-68	4	2/15-2/29	8	2/3-3/9	4	(2x) last-12/7-12/16	4	(2x) last-12/7-12/16
1968-69	3	(2x) last-3/6-3/19	4	3/5-3/19	6	2/1-3/1	7	(2x) last-2/1-3/5
1969-70	3	11/7-11/15	5	11/7-11/22	3	3/6-3/14	8	2/13-3/14

LONGEST TEAM STREAKS YEAR-BY-YEAR

YEAR	WINNING STREAK		POINT STREAK		LOSING STREAK		WINLESS STREAK	
1970-71	4	1/2-1/12	4	(3x) last-2/20-3/10	3	2/9-2/17	4	1/15-1/30
1971-72	3	(4x) last-2/22-3/11	8	10/9-11/6	2	11/20-11/27	3	3/23-4/1
1972-73	5	1/19-2/10	10	12/20-2/10	3	10/7-10/14	4	11/23-12/1
1973-74	4	2/16-3/2	5	2/14-3/2	4	12/23-1/10	7	10/20-11/15
1974-75	4	12/30-1/11	4	12/30-1/11	5	3/11-3/29	6	3/11-4/3
1975-76	3	12/5-12/13	4	12/4-12/13	4	(4x) last-3/16-3/25	4	(4x) last-3/16-3/25
1976-77	1	(12x) last-3/19	5	11/22-12/4	4	(2x) last-2/26-3/12	5	(2x) last-1/19-2/3
1977-78	3	3/22-3/25	4	3/19-3/25	4	4/1-4/8	7	1/20-2/22
1978-79	7	10/28-11/29	7	10/28-11/29	3	(3x) last-3/28-4/6	3	(3x) last-3/28-4/6
1979-80	4	12/1-12/12	4	12/1-12/12	5	10/20-11/3	5	10/20-11/3
1980-81	4	(2x) last-1/23-1/31	4	(2x) last-1/23-1/31	7	2/5-3/10	10	10/18-11/22
1981-82	4	(2x) last-3/11-3/26	8	12/2-1/15	3	10/9-10/17	3	(4x) last-2/4-2/10
1982-83	2	(3x) last-3/29-3/31	3	1/29-2/5	4	10/16-11/5	6	(2x) last-11/28-12/26
1983-84	2	(4x) last-3/9-3/10	5	2/4-2/11	3	2/29-3/7	8	2/9-3/7
1984-85	3	10/20-10/27	3	10/20-10/27	7	1/19-2/7	9	1/19-2/10
1985-86	4	1/14-1/22	5	1/14-1/27	4	10/12-11/2	4	10/12-11/2
1986-87	2	(4x) last-3/12-3/14	3	10/15-10/25	3	11/9-11/19	3	(4x) last-1/19-1/23
1987-88	3	1/22-1/30	4	1/22-2/2	6	10/31-11/19	6	10/31-11/19
1988-89	4	1/18-1/23	8	12/23-1/23	7	3/3-4/1	7	3/3-4/1
1989-90	2	(4x) last-2/13-2/16	4	2/13-2/23	6	12/16-1/6	8	12/2-1/6
1990-91	3	2/28-1/5	6	11/9-11/24	7	3/7-3/30	6	1/30-2/28
1991-92	4	(2x) last-1/23-2/1	5	1/22-2/1	3	2/7-2/20	3	2/7-2/20
1992-93	3	3/11-4/4	4	12/11-12/21	6	12/26-1/16	7	12/26-1/19
1993-94	6	10/30-11/24	6	10/30-11/24	2	(4x) last-3/12-3/14	4	3/10-3/22
1994-95	4	2/20-3/1	4	2/20-3/1	5	3/5-3/25	5	3/5-3/25
1995-96	3	(2x) last-12/21-12/30	5	10/14-10/31	3	4/4-4/14	3	(3x) last-4/4-4/14
1996-97	5	11/26-12/21	5	11/26-12/21	3	(5x) last-3/27-4/4	7	2/9-3/1
1997-98	2	2/26-3/4	3	(3x) last-2/7-3/4/98	5	3/7-3/26	7	3/7-4/4
1998-99	3	3/4-3/14	3	3/4-3/14	3	12/11-12/19	5	10/9-11/7
1999-00	5	1/15-1/25	5	1/15-1/25	2	(4x) last-3/19-3/26	7	11/26-1/2
2000-01	4	3/29-4/5	4	3/29-4/5	5	(2x) last-12/15-1/13	12	11/24-1/20
2001-02	4	3/30-4/6	4	3/30-4/6	7	12/31-1/17	7	12/31-1/17
2002-03	4	1/11-1/23	4	1/11-1/23	3	(2x) last-12/5-12/21	7	11/16-12/21
2003-04	2	(2x) last-12/29-12/30	3	11/25-11/28	5	3/12-3/21	5	(2x) last-3/12-3/21
2005-06	6	1/19-3/2	6	1/19-3/2	3	(2x) last - 4/9-4/15	6	3/4-3/25
2006-07	4	11/1-11/10	5	(2x) last 3/8-3/25	5	12/16-12/29	5	12/16-12/29
2007-08	5	11/10-11/21	10	1/31-3/10	3	10/6-10/18	6	(2x) last-1/2-1/29
2008-09	3	1/10-1/16	5	10/4-10/27	5	1/18-2/9	9	1/18-2/21
2009-10	4	12/17-12/31	8	12/5-1/9	4	1/16-1/30	4	(2x) last - 11/6 - 1/30
2010-11	4	11/26-12/9	4	4/26-12/9	4	2/5-2/18	4	2/5-2/18
2011-12	4	3/24-4/3	5	1/21-2/14	3	3/6-3/9	4	3/2-3/9
2012-13	2	(2x) last-3/19-3/26	2	(2x) last-4/5-4/6	3	3/12-3/16	3	3/28-4/5
2013-14	5	3/18-3/26	5	(2x) last - 3/18-3/26	3	(2x) last - 12/8-12/12	4	12/7-12/12

LONGEST HOME TEAM STREAKS YEAR-BY-YEAR

YEAR	WINNING STREAK		POINT STREAK		LOSING STREAK		WINLESS STREAK	
1926-27	3	(2x) last-3/20-3/25	6	1/6-1/23	2	2/22-2/24	3	2/22-3/13
1927-28	3	1/22-1/31	4	1/22-2/7	2	(2x) last-2/12-2/16	4	11/22-12/15
1928-29	5	11/25-12/20	5	(2x) last-12/30-1/22	1	(6x) last-3/29	3	3/10-3/20
1929-30	4	(2x) last-1/14-1/28	7	1/14-2/13	2	2/18-2/23	4	2/18-3/11
1930-31	3	2/22-3/10	4	2/22-3/15	3	1/20-1/29	5	1/11-1/29
1931-32	8	12/13-1/14	8	12/13-1/14	2	1/28-2/2	3	2/16-2/25
1932-33	3	(2x) last-12/25-1/3	6	12/25-1/19	3	1/22-1/31	4	2/9-3/5
1933-34	6	1/2-1/28	8	1/2-2/6	3	3/6-3/15	4	12/7-12/21
1934-35	2	(3x) last-2/14-2/19	10	12/25-2/3	3	2/28-3/17	4	2/24-3/17
1935-36	2	(4x) last-3/12-3/17	8	11/19-12/31	3	1/2-1/12	4	2/16-3/8
1936-37	2	(3x) last-2/18-3/23	9	11/19-1/5	3	3/7-3/16	4	1/28-2/14
1937-38	5	1/18-2/13	9	12/31-2/13	1	(6x) last-3/13	2	(3x) last-2/17-2/22
1938-39	5	12/31-1/22	5	12/31-1/22	2	(2x) last-2/26-3/2	4	2/26-3/12
1939-40	14	12/19-2/25	18	11/28-2/25	3	11/12-11/19	3	11/12-11/19
1940-41	5	2/23-3/16	5	(2x) last-2/23-3/16	2	(3x) last-2/13-2/16	2	(4x) last-2/13-2/16
1941-42	6	(2x) last-1/6-2/5	13	11/25-2/5	4	11/15-11/23	4	11/15-11/23
1942-43	2	(2x) last-2/21-2/25	2	(5x) last-3/7-3/14	4	1/10-1/31	9	12/31-2/18
1943-44	3	12/12-12/26	3	12/12-12/26	5	(2x) 12/31-1/13	10	1/30-3/19
1944-45	3	2/15-2/22	4	(2x) last-2/15-2/25	3	(2x) last-3/1-3/11	8	11/12-12/27
1945-46	2	1/6-1/13	4	(2x) last-1/27-2/14	4	12/13-12/26	6	2/3-3/3
1946-47	6	1/12-2/19	7	1/12-2/23	6	2/26-3/16	7	2/23-3/16
1947-48	2	(3x) last-2/29-3/2	4	12/7-12/17	3	3/14-3/21	5	1/18-2/18
1948-49	3	12/12-12/19	4	(2x) last-12/31-1/9	2	(2x) last-2/10-2/13	5	11/13-12/7
1949-50	5	(2x) last-12/21-1/4	6	(3x) last-1/29-2/26	4	3/12-3/21	6	10/19-11/13
1950-51	5	12/24-1/7	8	12/13-1/7	3	(2x) last-3/14-3/21	6	10/25-11/19
1951-52	3	12/19-12/26	6	12/19-1/6	3	(2x) last-2/27-3-9	5	1/9-2/10
1952-53	2	(2x) last-2/25-3/1	3	11/19-11/26	2	(2x) last-3/18-3/22	4	(2x) last-3/11-3/22
1953-54	3	(3x) last-2/17-2/28	5	(2x) last-2/10-2/28	2	(2x) last-12/27-12/29	4	12/2-12/13
1954-55	3	10/20-10/27	7	12/12-1/2	5	2/20-3/6	8	12/1-12/26
1955-56	4	2/26-3/11	9	11/9-12/7	2	2/19-2/22	2	(5x) last-3/15-3/18
1956-57	5	2/6-2/24	8	(2x) last-2/6-3/10	5	1/6-2/2	7	10/28-11/25
1957-58	4	(2x) last-2/16-2/26	5	2/16-3/2	5	11/24-12/8	7	12/25-1/29
1958-59	3	(2x) last-12/21-12/31	4	(2x) last-2/22-3/8	4	3/11-3/22	4	(2x) last-3/11-3/22
1959-60	3	12/6-12/20	5	11/25-12/20	3	(2x) last-12/23-12/29	6	1/6-2/6
1960-61	2	(4x) last-3/1-3/5	5	2/1-2/22	3	(2x) last-12/28-1/4	5	11/27-12/21
1961-62	3	2/10-2/21	9	10/25-12/3	5	12/27-1/28	5	12/27-1/28
1962-63	2	(2x) last-3/20-3/24	4	2/6-2/20	3	(2x) last-1/27-2/3	5	(2x) last-1/6-2/3
1963-64	4	1/4-1/26	6	1/4-2/2	3	3/11-3/22	4	3/8-3/22
1964-65	3	10/28-11/11	3	10/28-11/11	4	12/16-12/29	9	11/29-1/3
1965-66	2	(3x) last-3/9-3/13	6	2/23-3/13	3	3/16-3/27	6	11/27-12/12
1966-67	4	12/7-12/21	5	10/23-11/16	3	2/26-3/8	5	2/26-3/15
1967-68	4	2/25-3/6	7	12/27-1/28	2	3/10-3/13	3	12/23-12/30
1968-69	7	1/5-2/8	18	1/5-3/30	2	12/15-12/18	4	12/8-12/18
1969-70	8	12/31-2/15	12	12/28-2/25	3	3/15-3/25	6	3/1-3/25

LONGEST HOME TEAM STREAKS YEAR-BY-YEAR

YEAR	WINNING STREAK		POINT STREAK		LOSING STREAK		WINLESS STREAK	
1970-71	9	2/10-3/14	24	10/14-1/31	1	(2x) last-3/21	3	1/27-2/3
1971-72	9	11/10-12/15	18	10-17-12/29	1	(6x) last-4-2	3	(2x) last-3/26-4/4
1972-73	6	(2x) last-10/25-11/15	10	(2x) last-1/7-2/28	2	3/25-3/28	3	3/25-4/1
1973-74	7	2/6-3/10	11	(2x) last-1/6-3/10	2	(2x) last-3/14-3/20	2	(3x) last-3/27-3/31
1974-75	6	12/27-1/26	7	12/27-2/2	3	3/2-3/9	3	(2x) last-3/2-3/9
1975-76	3	3/28-4/4	4	2/29-3/17	3	2/4-2/13	5	(2x) last-2/22-3/7
1976-77	3	11/17-12/1	8	11/17-12/22	7	10/20-11/14	7	10/20-11/14
1977-78	2	(4x) last-3/27-3/29	3	(5x) last-3/8-3/15	4	1/9-2/1	6	12/28-2/1
1978-79	3	10/22-10/29	7	1/17-3/3	3	3/14-3/25	4	3/14-3/27
1979-80	8	2/20-3/16	8	2/20-3/16	2	11/21-11/25	5	11/21-12/5
1980-81	3	(2x) 2/18-2/25	6	2/18-3/8	3	(2x) last-12/22-12/31	4	3/1-3/11
1981-82	4	(2x) last-1/7-1/20	7	1/7-2/18	3	10/21-10/28	5	11/22-12/9
1982-83	7	11/17-12/15	7	11/17-12/15	4	1/16-1/30	5	1/12-1/30
1983-84	7	12/21-1/18	7	12/21-1/18	3	10/26-10/30	3	(2x) last-11/23-11/30
1984-85	4	1/24-2/17	5	1/16-2/17	3	2/21-2/28	6	11/25-12/7
1985-86	5	2/12-2/27	5	2/12-2/27	3	(2x) last-3/2-3/12	3	(4x) last-3/2-3/12
1986-87	2	(5x) last-2/15-2/17	3	(3x) last-12/23-1/5	2	(5x) last-4/1-4/5	3	(2x) last-1/5-1/9
1987-88	5	2/25-3/15	6	11/15-12/16	3	10/28-11/10	4	10/26-11/10
1988-89	6	10/16-11/9	7	10/16-11/11	2	(6x) last-3/26-4/2	3	11/11-11/21
1989-90	5	2/19-3/5	7	10/11-10/27	3	12/10-12/17	6	12/10-12/31
1990-91	8	10/8-10/31	8	10/8-10/31	2	(4x) last-3/13-3/17	3	(2x) last-1/15-2/3
1991-92	5	12/2-12/23	11	1/14-3/1	2	3/4-3/9	2	(2x) last-3/4-3/9
1992-93	4	10/12-10/21	7	12/27-2/3	7	3/24-4/14	7	3/24-4/14
1993-94	4	(3x) last-4/1-4/12	16	10/24-1/5	2	1/5-1/10	2	(3x) last-3/4-3/7
1994-95	5	4/12-4/26	5	4/12-4/26	4	3/15-4/7	4	3/15-4/7
1995-96	6	10/24-11/21	24	10/24-2/15	3	(2x) last-4/8-4/12	9	2/15-3/24
1996-97	6	12/16-1/4	7	12/16-1/6	3	11/4-11/13	4	(2x) last-1/13-2/2
1997-98	3	(2x) last-3/11-3/18	4	3/9-3/18	5	3/21-4/7	6	1/22-3/9
1998-99	3	(2x) last-2/19-2/28	5	2/19-3/8	4	1/15-2/1	5	3/10-3/21
1999-00	4	12/3-12/15	4	12/3-12/15	5	3/21-4/9	7	3/13-4/9
2000-01	3	(3x) last-1/14-1/18	3	(3x) last-1/14-1/18	4	10/16-10/27	5	12/20-1/8
2001-02	5	11/6-11/20	5	11/6-11/20	5	3/13-3/27	5	3/13-3/27
2002-03	3	(3x) last-2/14-3/1	5	2/14-3/7	4	1/19-2/5	5	12/19-1/6
2003-04	2	(3x) last-12/18-12/22	4	10/16-10/25	5	3/7-3/31	5	3/7-3/31
2005-06	5	11/19-12/5	7	12/22-1/22	3	13-12/20	3	12/13-12/20
2006-07	5	3/17-4/5	6	11/5-11/28	3	(3x) last - 1/20-2/5	3	(3x) last - 1/20-2/5
2007-08	5	10/29-11/8	11	2/16-4/4	2	(4x) last - 2/5-2/7		(4x) last - 2/5-2/7
2008-09	4	(2x) last - 3/24-4/9	4	(4x) last - 3/24-4/9	1	(11x) last - 3/22	2	(2x) last - 2/22-2/26
2009-10	4	10/3-10/14	4	(2x) last - 2/14-3/14	3	(3x) last - 1/25-2/4	5	11/30-12/16
2010-11	4	3/6-3/22	6	3/6-4/4	4	2/20-3/3	4	2/20-3/3
2011-12	7	10/31-11/29	8	10/29-11/29	2	(2x) last - 4/1-4/7	2	(4x) last - 4/1-4/7
2012-13	6	4/1-4/27	7	3/24-4/27	2	2/19-2/26	2	(2x) last - 3/21-3/24
2013-14	2	(8x) last - 4/8-4/10	5	12/22-1/12	3	(2x) last - 12/8-12/12	5	12/2-12/12

LONGEST ROAD TEAM STREAKS YEAR-BY-YEAR

YEAR	WINNING STREAK		POINT STREAK		LOSING STREAK		WINLESS STREAK	
1926-27	4	1/27-2/12	6	1/27-2/27	3	12/15-12/26	3	12/15-12/26
1927-28	3	11/15-11/29	4	11/15-12/1	3	12/27-1/14	4	2/26-3/10
1928-29	2	(2x) last-1/24-2/3	6	12/6-1/10	3	2/7-2/23	4	(2x) last-2/7-2/28
1929-30	2	11/23-11/28	3	3/1-3/4	3	(2x) last-1/2-1/12	7	1/26-3/8
1930-31	2	2/5-2/10	5	(2x) last-1/31-2/15	2	12/4-12/6	3	(3x) last-1/13-1/31
1931-32	4	11/12-11/29	10	11/12-1/3	4	3/6-3/22	4	3/6-3/22
1932-33	2	(4x) last-2/26-3/12	3	(2x) last-1/24-2/2	2	(3x) last-3/16-3/21	4	12/13-1/10
1933-34	4	12/2-12/24	4	12/2-12/24	4	11/11-11/25	4	11/11-11/25
1934-35	7	1/12-2/12	7	1/12-2/12	4	11/10-12/4	4	11/10-12/4
1935-36	2	3/15-3/22	3	(2x) last-3/10-3/22	3	1/18-1/26	4	(2x) last-2/25-3/10
1936-37	2	(2x) last-12/6-12/12	2	(3x) last-1/26-2/4	4	2/11-3/4	4	2/11-3/4
1937-38	4	12/11-12/23	4	12/11-12/23	2	11/27-12/2	3	3/6-3/20
1938-39	3	(2x) last-2/2-2/12	3	(3x) last-2/2-2/12	1	(8x) last-3/18	4	1/5-1/19
1939-40	3	1/2-1/18	11	11/11-1/13	3	2/11-2/22	6	2/1-2/22
1940-41	3	2/18-3/1	3	2/18-3/1	3	12/13-12/28	5	12/13-1/4
1941-42	3	(3x) last-1/20-2/3	3	(3x) last-1/20-2/3	3	12/13-12/23	3	(2x) last-3/3-3/7
1942-43	2	12/25-12/29	3	12/19-12/29	6	1/24-2/7	11	1/1-2/27
1943-44	1	(2x) last-1/22	1	(3x) last-3/12	10	10/30-12/23	11	1/23-3/18
1944-45	1	(4x) last-1/24	1	(7x) last-2/24	3	(4x) last-3/7-3/10	9	1/27-3/10
1945-46	1	(5x) last-3/13	3	2/16-2/27	7	1/12-2/27	12	11/28-2/7
1946-47	2	(4x) last-1/22-1/25	2	(4x) last-1/22-1/25	5	10/26-11/21	5	10/26-11/21
1947-48	3	11/19-11/30	6	11/19-12/13	5	10/19-11/9	8	2/4-3/13
1948-49	2	12/23-12/25	3	12/18-12/25	8	2/9-3/16	7	2/9-3/16
1949-50	3	2/9-2/23	4	2/5-2/23	4	1/14-1/25	8	1/14-2/5
1950-51	1	(6x) last-3/1	3	2/4-2/15	3	3/10-3/17	10	10/19-11/25
1951-52	2	2/7-2/9	4	1/17-1/26	6	12/1-12/29	10	11/4-12/29
1952-53	1	(6x) last-3/7	3	12/20-1/8	6	10/30-11/27	16	10/9-12/20
1953-54	2	(4x) last-3/13-3/20	3	1/28-2/4	8	11/15-12/26	9	11/8-12/26
1954-55	1	(7x) last-3/12	3	1/23-1/29	9	11/27-1/8	11	11/20-1/8
1955-56	2	(5x) last-1/28-1/29	3	(2x) last-1/14-1/17	7	2/4-3/3	7	2/4-3/3
1956-57	2	(2x) last-1/26-1/27	3	(2x) last-3/2-3/9	5	10/14-11/8	6	10/14-11/18
1957-58	3	(2x) last-3/12-3/22	9	2/8-3/22	3	1/25-2/2	4	12/7-12/19
1958-59	3	1/26-2/5	3	(2x) last-1/26-2/5	3	(2x) last-2/8-2/18	7	10/8-11/4
1959-60	1	(7x) last-3/12	2	(2x) last-3/10-3/12	5	1/14-1/23	7	(2x) last-1/14-1/30
1960-61	2	12/4-12/10	4	1/12-1/18	10	2/8-3/15	10	2/8-3/15
1961-62	2	12/25-1/1	2	(4x) last-12/25-1/1	7	1/3-1/27	7	1/3-1/27
1962-63	2	2/26-2/28	2	(4x) last-2/26-2/28	4	2/10-2/23	6	12/22-1/13
1963-64	2	1/1-1/9	2	(2x) last-1/25-1/30	7	10/26-11/28	13	10/26-12/25
1964-65	2	(2x) last-2/27-3/4	3	(3x) last-1/16-1/23	7	1/24-2/24	8	1/23-2/24
1965-66	2	10/30-11/6	3	10/30-11/11	9	1/19-2/13	11	11/20-1/15
1966-67	2	(3x) last-2/19-2/25	6	11/12-12/17	3	1/21-1/28	7	3/1-4/1
1967-68	4	2/15-2/29	8	2/3-3/9	4	(2x) last-12/7-12/16	4	(2x) last-12/7-12/16
1968-69	3	(2x) last-3/6-3/19	4	3/5-3/19	6	2/1-3/1	7	(2x) last-2/1-3/5
1969-70	3	11/7-11/15	5	11/7-11/22	3	3/6-3/14	8	2/13-3/14

LONGEST ROAD TEAM STREAKS YEAR-BY-YEAR

YEAR	WINNING STREAK		POINT STREAK		LOSING STREAK		WINLESS STREAK	
1970-71	4	1/2-1/12	4	(3x) last-2/20-3/10	3	2/9-2/17	4	1/15-1/30
1971-72	3	(4x) last-2/22-3/11	8	10/9-11/6	2	11/20-11/27	3	3/23-4/1
1972-73	5	1/19-2/10	10	12/20-2/10	3	10/7-10/14	4	11/23-12/1
1973-74	4	2/16-3/2	5	2/14-3/2	4	12/23-1/10	7	10/20-11/15
1974-75	4	12/30-1/11	4	12/30-1/11	5	3/11-3/29	6	3/11-4/3
1975-76	3	12/5-12/13	4	12/4-12/13	4	(4x) last-3/16-3/25	4	(4x) last-3/16-3/25
1976-77	1	(12x) last-3/19	5	11/22-12/4	4	(2x) last-2/26-3/12	5	(2x) last-1/19-2/3
1977-78	3	3/22-3/25	4	3/19-3/25	4	4/1-4/8	7	1/20-2/22
1978-79	7	10/28-11/29	7	10/28-11/29	3	(3x) last-3/28-4/6	3	(3x) last-3/28-4/6
1979-80	4	12/1-12/12	4	12/1-12/12	5	10/20-11/3	5	10/20-11/3
1980-81	4	(2x) last-1/23-1/31	4	(2x) last-1/23-1/31	7	2/5-3/10	10	10/18-11/22
1981-82	4	(2x) last-3/11-3/26	8	12/2-1/15	3	10/9-10/17	3	(4x) last-2/4-2/10
1982-83	2	(3x) last-3/29-3/31	3	1/29-2/5	4	10/16-11/5	6	(2x) last-11/28-12/26
1983-84	2	(4x) last-3/9-3/10	5	2/4-2/11	3	2/29-3/7	8	2/9-3/7
1984-85	3	10/20-10/27	3	10/20-10/27	7	1/19-2/7	9	1/19-2/10
1985-86	4	1/14-1/22	5	1/14-1/27	4	10/12-11/2	4	10/12-11/2
1986-87	2	(4x) last-3/12-3/14	3	10/15-10/25	3	11/9-11/19	3	(4x) last-1/19-1/23
1987-88	3	1/22-1/30	4	1/22-2/2	6	10/31-11/19	6	10/31-11/19
1988-89	4	1/18-1/23	8	12/23-1/23	7	3/3-4/1	7	3/3-4/1
1989-90	2	(4x) last-2/13-2/16	4	2/13-2/23	6	12/16-1/6	8	12/2-1/6
1990-91	3	2/28-1/5	6	11/9-11/24	7	3/7-3/30	6	1/30-2/28
1991-92	4	(2x) last-1/23-2/1	5	1/22-2/1	3	2/7-2/20	3	2/7-2/20
1992-93	3	3/11-4/4	4	12/11-12/21	6	12/26-1/16	7	12/26-1/19
1993-94	6	10/30-11/24	6	10/30-11/24	2	(4x) last-3/12-3/14	4	3/10-3/22
1994-95	4	2/20-3/1	4	2/20-3/1	5	3/5-3/25	5	3/5-3/25
1995-96	3	(2x) last-12/21-12/30	5	10/14-10/31	3	4/4-4/14	3	(3x) last-4/4-4/14
1996-97	5	11/26-12/21	5	11/26-12/21	3	(5x) last-3/27-4/4	7	2/9-3/1
1997-98	2	2/26-3/4	3	(3x) last-2/7-3/4/98	5	3/7-3/26	7	3/7-4/4
1998-99	3	3/4-3/14	3	3/4-3/14	3	12/11-12/19	5	10/9-11/7
1999-00	5	1/15-1/25	5	1/15-1/25	2	(4x) last-3/19-3/26	7	11/26-1/2
2000-01	4	3/29-4/5	4	3/29-4/5	5	(2x) last-12/15-1/13	12	11/24-1/20
2001-02	4	3/30-4/6	4	3/30-4/6	7	12/31-1/17	7	12/31-1/17
2002-03	4	1/11-1/23	4	1/11-1/23	3	(2x) last-12/5-12/21	7	11/16-12/21
2003-04	2	(2x) last-12/29-12/30	3	11/25-11/28	5	3/12-3/21	5	(2x) last-3/12-3/21
2005-06	6	1/19-3/2	6	1/19-3/2	3	(2x) last - 4/9-4/15	6	3/4-3/25
2006-07	4	11/1-11/10	5	(2x) last 3/8-3/25	5	12/16-12/29	5	12/16-12/29
2007-08	5	11/10-11/21	10	1/31-3/10	3	10/6-10/18	6	(2x) last-1/2-1/29
2008-09	3	1/10-1/16	5	10/4-10/27	5	1/18-2/9	9	1/18-2/21
2009-10	4	12/17-12/31	8	12/5-1/9	4	1/16-1/30	4	(2x) last - 11/6 - 1/30
2010-11	4	11/26-12/9	4	4/26-12/9	4	2/5-2/18	4	2/5-2/18
2011-12	4	3/24-4/3	5	1/21-2/14	3	3/6-3/9	4	3/2-3/9
2012-13	2	(2x) last-3/19-3/26	2	(2x) last-4/5-4/6	3	3/12-3/16	3	3/28-4/5
2013-14	6	(2x) last - 1/4-2/7	6	(2x) last - 1/4-2/7	3	10/8-10/12	3	10/8-10/12

RANGERS VS. NHL YEAR-BY-YEAR

YEAR	ANAHEIM			ARIZONA*^^			BOSTON			BUFFALO			CALGARY#			CAROLINA##			CHICAGO			COLORADO*##			COLUMBUS			DALAS^			DETROIT**			EDMONTON			FLORIDA			LOS ANGELES			MINNESOTA			MONTREAL		
2013-14	0	2	0	1	1	0	0	3	0	3	0	0	1	1	0	3	1	0	2	0	0	1	0	1	2	1	1	2	0	0	3	0	0	1	1	0	3	0	0	1	1	0	0	1	1	0	1	1	1
2012-13							2	1	0	2	1	0			0	3	0	0																			1	2	0							0	3	0
2011-12	1	0	1	2	0	0	3	1	0	3	1	0	1	0	0	4	0	0	2	0	0	1	0	1	0	1	0	0	1	0	1	0	0	1	0	0	3	1	0	0	0	1	1	0	0	2	2	0
2010-11	0	1	0	1	0	0	3	1	0	2	2	0	1	0	0	2	2	0	1	0	0	0	2	0	0	1	0	1	0	0	0	1	0	1	0	0	2	2	0	1	0	0	1	1	0	1	3	0
2009-10	1	0	0	1	1	0	3	1	0	1	2	1	0	1	0	2	1	1	0	0	1	1	0	0	1	0	0	1	0	0	0	0	0	1	0	0	3	1	0	1	1	0	0	1	0	1	2	1
2008-09	2	0	0	1	0	0	2	2	0	1	2	1	0	1	0	2	2	0	2	0	0	1	0	0	1	0	0	0	2	0	0	0	1	0	0	1	1	2	1	1	0	0	1	0	0	2	2	0
2007-08	0	1	0	0	1	0	1	1	2	4	0	0	0	1	0	2	2	0				0	0	1				0	1	0				0	0	1	2	1	1	0	1	0	0	1	0	3	0	1
2006-07	1	0	0	1	0	0	4	0	0	0	1	3				3	1	0	1	0	0				0	1	0	1	0	0	0	1	0				2	2	0	0	1	0				3	1	0
2005-06				0	2	0	4	0	0	2	2	0	1	0	0	1	3	0	0	0	1	0	1	0	0	1	0				0	1	0	1	0	0	3	0	1				1	0	0	1	2	1
2003-04	0	1	0	1	0	0	1	3	0	1	3	0	0	1	0	1	2	1	0	0	1	0	1	0	1	0	1	1	0	0	1	0	0	0	1	0	2	0	1	1	1	0	0	0	2	0	1	2	1
2002-03	2	0	0	1	0	0	2	2	0	1	2	1	2	0	0	4	0	0	0	0	1	0	1	0	1	1	1	0	0	1	0	0	1	0	1	0	3	1	0	0	1	0	1	0	0	0	4	0
2001-02	0	1	0	0	1	0	3	1	0	3	0	1	0	1	0	1	2	0	1	0	1	0	0	1	0	1	1	1	1	0	0	2	0	0	1	0	3	1	0	1	1	0	2	0	0	4	0	0
2000-01	0	2	0	0	2	0	1	3	0	1	3	0	1	0	0	1	3	0	2	0	0	0	1	0	1	0	0	0	2	0	0	1	0	1	0	0	3	1	0	1	0	1	2	0	0	3	0	1
1999-00	1	0	0	1	0	1	1	2	1	1	1	2	1	0	0	3	1	0	1	0	0	0	2	0				0	2	0	1	0	2	0	1	0	1	3	0	1	1	0				1	1	2
1998-99	0	2	0	1	1	0	1	2	1	0	3	1	1	1	0	2	3	0	0	2	0	1	1	0				0	1	1	1	1	0	2	0	0	2	2	0	1	0	0				0	4	0
1997-98	0	1	1	1	0	1	1	3	0	0	3		1	0	1	3	1	0	1	1	0	2	0	0				0	1	1	0	2	0	0	0	2	3	1	0	1	1				1	2	1
1996-97	1	1	0	2	0	0	2	1	1	2	1	1	1	1	0	2	2	0	0	2	0	1	0	1				1	1	0	1	1	0	0	1	1	1	3	2	2	0	0				2	2	0
1995-96	1	1	0	1	1	0	3	1	0	2	1	1	1	1	0	1	2	1	0	1	1	1	1	0				1	0	1	1	1	0	1	1	0	2	2	1	1	1	0				1	1	2
1994-95							2	2	0	3	1	0				2	1	0				0	3	0													2	1	1							1	2	1
1993-94	0	2	0	1	1	0	1	2	1	3	1	0	0	1	1	3	1	0	1	1	0	4	0	0				1	1	0	0	2	0	1	0	1	3	2	0	2	0	0				1	2	1
1992-93				2	0	0	1	1	1	1	2	1	0	1	1	1	1	1	1	1	0	0	4	0				0	1	1	1	0	1	1	1	0				2	0	0				1	2	1
1991-92				2	1	0	2	1	0	2	1	0	2	0	1	2	1	0	3	0	0	3	0	0				3	0	0	1	1	1	1	1	0				2	1	0				2	1	0
1990-91				2	1	0	1	1	1	2	0	1	0	2	1	2	1	0	0	3	0	2	1	0				2	0	1	0	3	0	1	1	1				3	0	0				1	2	0
1989-90				1	1	1	3	0	0	0	2	1	1	2	0	2	1	0	1	0	2	3	0	0				1	1	1	2	0	1	2	0	1				1	2	0				0	3	0
1988-89				2	1	0	0	1	2	0	3	0	1	2	0	1	2	0	2	0	1	2	1	0				2	1	0	0	3	0	1	2	0				2	1	0				0	3	0
1987-88				2	0	1	2	1	0	0	3	0	1	2	0	2	1	0	2	0	1	2	1	0				2	1	0	1	1	1	1	2	0				0	3	0				1	1	1
1986-87				1	2	0	2	1	0	2	1	0	1	2	0	0	3	0	1	1	1	2	1	0				1	1	1	1	2	0	0	3	0				2	0	1				0	2	1
1985-86				2	1	0	2	1	0	0	3	0	1	2	0	1	2	0	0	3	0	0	2	1				1	2	0	3	0	0	2	1	0				2	1	0				2	0	1
1984-85				0	3	0	0	1	2	1	1	1	0	2	1	0	1	2	0	3	0	1	2	0				1	2	0	1	2	0	1	1	1				1	2	0				0	2	1
1983-84				2	1	0	0	2	1	1	1	1	2	1	0	1	2	0	2	1	0	2	0	1				1	1	1	3	0	0	1	2	0				1	0	2				1	2	0
1982-83				1	1	1	0	3	0	0	2	1	2	0	1	2	1	0	0	3	0	1	2	0				2	1	0	2	0	1	0	3	0				1	1	1				1	2	0
1981-82					1	1	1	2	0	2	0	1	2	0	1	1	1	1	3	0	0	1	1	1				2	1	0	2	1	0	0	3	0				2	1	0				1	2	0
1980-81				3	1	0	2	2	0	1	2	1	1	2	1	3	1	0	2	1	1	1	1	2				1	1	2	1	2	1	2	1	1				1	3	0				1	2	1
1979-80				2	2	0	2	2	0	1	2	1	0	3	1	2	1	1	1	2	1	2	1	1				1	2	1	3	1	0	3	1	0				3	1	0				0	3	1
1978-79							2	3	0	2	1	1	3	4	1				4	0	0							1	2	1	1	1	2							3	1	0				3	1	0
1977-78							1	4	0	1	2	1	0	6	0				3	1	1							3	0	2	2	1	1							1	3	0				1	3	0
1976-77							0	4	1	0	4	0	1	4	1				2	2	1							5	0	0	3	1	0							0	3	1				1	3	0
1975-76							1	3	0	0	2	3	2	3	1				2	0	3							4	1	0	3	1	0							0	4	0				0	3	1
1974-75							1	3	0	1	4	0	3	3	0				3	1	1							4	1	0	2	1	1							1	1	2				0	2	2
1973-74							1	4	0	2	2	1	2	1	2				1	3	1							4	0	1	3	2	1							2	1					2	4	0
1972-73							3	3	0	1	5	0	4	1	0				2	2	1							3	2	0	3	1	1							3	0	2				0	3	2
1971-72							1	5	0	6	0	0							2	1	3							1	3	2	4	1	1							6	0	0				3	1	2
1970-71							2	2	2	4	0	2							3	3	0							6	0	0	4	1	1							4	0	2				3	3	0

* Defunct teams include Brooklyn and New York Americans, Cleveland Barons, California Golden Seals, Montreal Maroons, original Ottawa Senators from 1926-27 - 1933-34, Philadelphia Quakers, Pittsburgh Pirates and St. Louis Eagles.

** The Detroit Red Wings totals include the records of the Detroit Cougars and Detroit Falcons.

\# The Calgary Flames totals include the record of the Atlanta Flames from 1979-80.

\#\# The Carolina Hurricanes totals include the record of the Hartford Whalers from 1979-80 - 1996-97.

\#\#\# The Colorado Avalanche totals include the record of the Quebec Nordiques from 1979-80 - 1994-95.

^ The Dallas Stars totals include the record of the Minnesota North Stars from 1967-68 - 1992-93.

RANGERS VS. NHL YEAR-BY-YEAR

NASHVILLE			NEW JERSEY^^			NY ISLANDERS			OTTAWA			PHILADELPHIA			PITTSBURGH			ST. LOUIS			SAN JOSE			TAMPA BAY			TORONTO			VANCOUVER			WASHINGTON			WINNIPEG^			DEFUNCT+			TOTALS			
W	L	T	O	W	L	T	O	W	L	T	O	W	L	T	O	W	L	T	O	W	L	T	O	W	L	T	O	W	L	T	O	W	L	T	O	W	L	T	O	W	L	T	O	W	L	T	O
1	1		0	2	2		1	3	2		0	2	1		0	2	2		0	2	1		1	0	2		0	0	2		0	1	2		0	2	0		2	2		0	1	1		0				45	31		6
				3	1		0	3	0		1	0	2		1	3	2		0	1	3		1									3	0		0	2	1		0				2	0		1	1	2		0				26	18		4
1	0		0	3	2		1	4	1		1	1	2		1	6	0		0	2	4		0	0	1		0	1	0		0	2	0		0	2	2		0	1	0		0	2	2		0	4	0		0				41	18		5
1	0		0	4	2		0	4	2		0	2	1		1	2	4		0	4	1		1	1			0	1	0		0	0	2		2	3	0		1	1	0		0	3	1		0	1	3		0				44	33		5
0	1		0	3	2		1	3	2		1	3	1		0	3	2		1	1	4		1	0	2		0	0	1		0	3	1		0	3	0		1	0	1		0	1	3		0	1	1		2				38	33		11
1	0		0	3	3		0	5	1		0	2	2		0	4	2		0	3	3		0	0	1		0	1	0		0	4	0		0	1	1		2	0	1		0	1	2		1	2	0		2				43	30		9
				7	0		1	3	3		2	1	3		0	5	1		2	5	3		0					1	0		0	2	2		0	2	2		0	0	1		0	2	0		2	2	2		0				42	27		13
0	1		0	3	3		2	3	4		1	1	3		0	6	2		0	3	3		2	1	0		0	1	0		0	2	2		0	2	2		0					3	1		0	1	1		2				42	30		10
1	0		0	4	3		1	5	2		1	1	3		0	4	2		0	5	2		0	1	0		0	0	1		0	2	0		2	3	1		0	0	1		0	2	2		0	2	0		2				44	26		12
0	1	0	1	1	4	1		6	0	0		1	3	0		1	4	0	1	3	2	0	1	0	1	0		0	0	1		1	2	0	1	0	3	0	1	1	0	0		2	1	0	1	1	2	1				27	40	7	8
1	0	1		0	2	3		2	1	2		0	3	0	1	2	2	0	1	2	3	0		0	1	0		2	0	0		1	3	0		3	1	0		0	1	0		1	2	1		0	3	0	1			32	36	10	4
0	1	0		1	3	1		2	3	0		2	1	1		2	3	0		2	1	0	2	0	1	0		1	1	0		2	2	0		1	3	0	0	0	1	0		1	3	0	0	3	1	0				36	38	4	4
0	1	0	1	1	2	2		3	2	0		2	2	0		1	4	0		0	4	1		0	1	0		0	1	0		3	1	0		1	3	0	0	0	1	0		3	1	0	0	2	2	0				33	43	5	1
1	0	0		0	3	2		2	2	1		0	4	0		1	4	0		2	3	0		1	1	0		0	2	0		2	0	2		2	2	0	1	0	2	0		1	3	0	1	4	0	0				29	41	12	3
2	0	0		0	5	0		5	0	0		1	2	1		2	2	1		1	1	3		1	1	0		1	0	1		3	1	0		1	0	0		2	2	1														33	38	11	
				0	4	2		1	3	1		1	2	1		1	3	1		1	2	1		1	1	0		2	0	0		2	3	1		1	1	0		1	3	1														25	39	18	
				2	1	2		2	2	1		2	2	0		3	2	1		4	0	0		1	1	0		2	0	0		5	0	0		2	0	0		0	2	0		2	3	0										38	34	10	
				1	2	2		5	1	0		3	1	0		3	1	1		2	2	0		0	0	2		2	0	0		2	2	1		2	0	0		2	0	0		2	3	1										41	27	14	
				1	3	0		1	3	0		3	0	0		2	2	0		0	3	0										3	0	1										2	2	0								22	23	3	
				6	0	0		1	2	2		4	0	0		3	1	1		2	2	0		2	0	0		1	0	1		3	2	0		2	0	0		2	0	0		5	1	0								52	24	8	
				2	4	1		2	4	1		3	0	0		2	4	1		2	5	0		2	0	0		3	0	0		2	1	0		1	1	0		0	1	1		4	5	0								34	39	11	
				4	3	0		2	4	1						6	1	0		5	2	0		2	1	0		2	0	0						0	1	1		2	0	1		2	5	0								50	25	5	
				3	2	2		2	4	1						3	2	2		3	4	0		1	1	1						2	1	0		2	0	1		4	2	1												36	31	13	
				3	3	1		3	2	2						5	2	0		1	5	1		0	2	1						1	1	1		3	0	0		3	4	0												36	31	13	
				3	4	0		5	2	0						3	3	1		3	3	1		3	0	0						1	1	1		3	0	0		3	2	2												37	35	8	
				4	3	0		2	2	3						3	3	1		2	3	2		3	0	0						2	1	0		2	1	0		2	5	0												36	34	10	
				3	4	0		3	3	1						4	3	0		3	2	2		1	2	0						1	1	1		2	1	0		4	3	0												34	38	8	
				5	2	0		3	3	1						1	6	0		2	4	1		1	1	1						2	1	0		3	0	0		3	3	1												36	38	6	
				5	2	0		3	4	0						0	7	0		4	3	0		2	0	1						2	0	1		2	1	0		2	5	0												26	44	10	
				5	1	1		4	3	0						4	3	0		5	2	0		2	1	0						1	2	0		1	1	1		3	3	1												42	29	9	
				3	3	1		3	4	0						3	4	0		5	1	1		2	0	1						3	0	0		1	1	1		3	3	1												35	35	10	
				2	0	1		2	6	0						4	2	2		1	4	3	1	2	0	1						1	1	1		3	0	0		3	2	3												39	27	14	
				1	3	0		2	2	0						1	1	2		1	2	1		0	4	0						2	2	0		2	1	1		2	2	0												30	36	14	
				1	1	2		2	2	0						1	2	1		2	2	0		4	0	0						2	2	0		4	0	0		2	2	0												38	32	10	
				4	1	0		3	5	0						2	3	3		2	2	0		3	2	0						2	2	1		4	0	0		1	1	2												40	29	11	
				2	2	1		2	4	0						0	4	2		0	2	2		4	0	1						1	3	0		4	1	0		2	0	2					3	1	0			30	37	13	
				3	1	1		1	4	1						0	2	4		1	2	1		2	2	1						2	1	1		3	2	0		2	2	0					3	0	1			29	37	14	
				4	1	0		2	4	0						1	5	0		1	3	0		3	2	0						0	4	0		3	1	1		2	2	0					1	3	0			29	42	9	
				4	0	1		3	2	1						2	3	1		2	2	0		3	1	1						1	2	1		3	2	0		2	1	1					2	0	2			37	29	14	
								4	1	0						2	1	2		4	1	0		3	1	1						1	2	2		4	1	1									5	0	0			40	24	14	
								6	0	0						4	0	1		3	2	0		5	0	0						4	1	0		3	2	0									3	1	1			47	23	8	
								6	0	0						3	1	2		5	1	0		5	1	0						2	2	2		5	1	0									4	1	1			48	17	13	
								2	3	1						5	0	1		3	2	1										5	1	0		5	1	0									3	2	1			49	18	11	

^^ The New Jersey Devils totals include the record of the Kansas City Scouts from 1974-75 - 1975-76 and the Colorado Rockies from 1976-77 - 1981-82.

^^^ The Phoenix Coyotes totals include the record of the Winnipeg Jets from 1979-80 - 1995-96.

+ The Winnipeg Jets totals include the record of the Atlanta Thrashers from 1999-00 - 2010-11.

• For the 1999-00 season, the NHL awarded teams one point for a regulation tie (RT.) Beginning with the 2000-01, the NHL amended the rule, awarding teams one point for an overtime loss (OTL.) During the 2005-06 season, the NHL instituted the shootout to follow a scoreless five-minute overtime to eliminate ties. The winning team in the shootout gains two points and a win in the standings, while the losing team receives one point, recorded as an "OT" in the standings.

RANGERS VS. NHL YEAR-BY-YEAR

	ANAHEIM			ARIZONA^^^			BOSTON			BUFFALO			CALGARY#			CAROLINA##			CHICAGO			COLORADO###			COLUMBUS			DALAS^			DETROIT**			EDMONTON			FLORIDA			LOS ANGELES			MINNESOTA			MONTREAL		
YEAR	W	L	T	O	W	L	T	O	W	L	T	O	W	L	T	O	W	L	T	O	W	L	T	O	W	L	T	O	W	L	T	O	W	L	T	O	W	L	T	O	W	L	T	O	W	L	T	O	W	L	T	O
1969-70							4	4	0										1	4	3								3	1	2	4	2	2							4	1	1				3	4	1
1968-69							3	3	2										3	4	1								5	1	0	3	4	1							3	3	0				4	3	1
1967-68							2	6	2										4	3	3								2	0	2	5	3	2							2	2	0				4	4	2
1966-67							8	2	4										5	7	2											7	7	0													5	7	2
1965-66							6	7	1										4	9	1											3	7	4													2	12	0
1964-65							8	5	1										3	9	2											2	10	2													2	10	2
1963-64							7	5	2										3	9	2											6	6	2													3	10	1
1962-63							7	4	3										2	10	2											3	9	2													5	5	4
1961-62							10	2	2										6	7	1											5	6	3													1	8	5
1960-61							9	3	2										4	7	3											5	7	2													2	11	1
1959-60							4	8	2										1	11	2											4	4	6													6	6	2
1958-59							5	6	3										4	7	3											7	6	1													5	8	1
1957-58							5	6	3										9	4	1											5	4	5													6	6	2
1956-57							8	5	1										7	1	6											3	10	1													5	8	1
1955-56							5	7	2										10	3	1											6	5	3													2	8	4
1954-55							4	5	5										4	5	5											2	9	3													3	10	1
1953-54							7	7	0										9	3	2											5	6	3													5	9	0
1952-53							7	5	2										3	10	1											3	7	4													2	7	5
1951-52							6	4	4										7	5	2											3	9	2													4	9	1
1950-51							2	4	8										9	2	3											3	8	3													3	5	6
1949-50							5	5	4										9	4	1											5	7	2													5	7	2
1948-49							2	8	2										5	6	1											4	7	1													4	5	3
1947-48							3	7	2										4	6	2											4	5	3													7	3	2
1946-47							2	8	2										8	4	0											3	6	3													5	6	1
1945-46							3	6	1										2	5	3											4	4	2													1	8	1
1944-45							3	4	3										3	3	4											2	6	2													1	9	0
1943-44							2	7	1										1	7	2											1	8	1													0	9	1
1942-43							2	8	0										4	4	2											1	7	2													2	6	2
1941-42							4	4	0										6	2	0											7	1	0													4	4	0
1940-41							2	4	2										3	4	1											2	3	3													5	2	1
1939-40							4	2	2										4	4	0											3	2	3													6	1	1
1938-39							3	5	0										4	3	1											6	2	0													4	1	3
1937-38							3	5	0										4	3	1											6	1	1													1	3	2
1936-37							2	3	3										3	4	1											1	5	2													2	4	1
1935-36							6	2	0										2	5	1											1	4	3													2	1	3
1934-35							1	3	2										1	3	2											4	2	0													2	3	0
1933-34							3	2	1										3	2	1											3	3	0													3	2	1
1932-33							3	3	0										2	2	2											2	4	0													4	1	1
1931-32							4	2	2										5	1	2											3	3	2													2	3	1
1930-31							0	4	2										1	4	1											3	2	1													2	2	0
1929-30							0	5	1										3	1	2											1	2	3													1	2	1
1928-29							1	5	0										4	0	2											4	1	1													1	1	2
1927-28							1	2	3										4	2	0											3	2	1													0	4	0
1926-27							3	2	1										4	2	0											3	1	2													3	1	0
TOTALS	10-15-1-1			39-25-6-0			249-286-97-2			65-73-25-5			40-54-15-0			65-49-7-2			238-243-98-2			35-31-7-5			7-7-1-1			71-38-22-1			214-260-103-1			27-28-9-2			45-28-6-4			66-44-16-1			10-6-0-0			192-324-94-4		

* Defunct teams include Brooklyn and New York Americans, Cleveland Barons, California Golden Seals, Montreal Maroons, original Ottawa Senators from 1926-27 - 1933-34, Philadelphia Quakers, Pittsburgh Pirates and St. Louis Eagles.

** The Detroit Red Wings totals include the records of the Detroit Cougars and Detroit Falcons.

The Calgary Flames totals include the record of the Atlanta Flames from 1979-80.

The Carolina Hurricanes totals include the record of the Hartford Whalers from 1979-80 - 1996-97.

The Colorado Avalanche totals include the record of the Quebec Nordiques from 1979-80 - 1994-95.

^ The Dallas Stars totals include the record of the Minnesota North Stars from 1967-68 - 1992-93.

RANGERS VS. NHL YEAR-BY-YEAR

NASHVILLE			NEW JERSEY^^			NY ISLANDERS			OTTAWA			PHILADELPHIA			PITTSBURGH			ST. LOUIS			SAN JOSE			TAMPA BAY			TORONTO			VANCOUVER			WASHINGTON			WINNIPEG+			DEFUNCT+			TOTALS			
W	L	T	O	W	L	T	O	W	L	T	O	W	L	T	O	W	L	T	O	W	L	T	O	W	L	T	O	W	L	T	O	W	L	T	O	W	L	T	O	W	L	T	O	W	L	T	O
												0	0	6		4	1	1		4	2	0						6	2	0														38	22	16	
												3	1	2		5	1	0		3	1	2						4	4	0														41	26	9	
												3	1	0		3	0	1		3	1	0						7	3	0														39	23	12	
																												5	5	4														30	28	12	
																												3	6	5														18	41	11	
																												5	4	5														20	38	12	
																												3	8	3														22	38	10	
																												5	8	1														22	36	12	
																												4	9	1														26	32	12	
																												2	10	2														22	38	10	
																												2	9	3														17	38	15	
																												5	5	4														26	32	12	
																												7	5	2														32	25	13	
																												3	6	5														26	30	14	
																												9	5	0														32	28	10	
																												4	6	4														17	35	18	
																												3	6	5														29	31	10	
																												2	8	4														17	37	16	
																												3	7	4														23	34	13	
																												3	10	1														20	29	21	
																												4	8	2														28	31	11	
																												3	5	4														18	31	11	
																												3	5	4														21	26	13	
																												4	8	0														22	32	6	
																												3	5	2														13	28	9	
																												2	7	1														11	29	10	
																												2	8	0														6	39	5	
																												2	6	2														11	31	8	
																												3	4	1														29	17	2	
																												3	5	0														21	19	8	
																												4	1	3														27	11	10	
																												4	3	1														26	16	6	
																												4	2	0														27	15	6	
																												5	1	0														19	20	9	
																												1	3	2														19	17	12	
																												4	2	0														22	20	6	
																												0	3	3														21	19	8	
																												2	4	0														23	17	8	
																												2	4	0														23	17	8	
																												1	2	1														19	16	9	
																												0	3	1														17	17	10	
																												3	1	0														21	13	10	
																												2	2	0														19	16	9	
																												2	1	1														25	13	6	
9-6-1-2			106-87-27-7			122-101-19-7			35-38-3-4			121-111-37-7			120-105-23-10			75-42-16-0			20-8-3-0			43-31-5-7			224-273-95-7			75-30-8-0			89-88-18-6			25-18-1-9			169-64-45-0			2606-2513-808-97			

^^ The New Jersey Devils totals include the record of the Kansas City Scouts from 1974-75 - 1975-76 and the Colorado Rockies from 1976-77 - 1981-82.

^^^ The Phoenix Coyotes totals include the record of the Winnipeg Jets from 1979-80 - 1995-96.

+ The Winnipeg Jets totals include the record of the Atlanta Thrashers from 1999-00 - 2010-11.

• For the 1999-00 season, the NHL awarded teams one point for a regulation tie (RT.) Beginning with the 2000-01, the NHL amended the rule, awarding teams one point for an overtime loss (OTL.) During the 2005-06 season, the NHL instituted the shootout to follow a scoreless five-minute overtime to eliminate ties. The winning team in the shootout gains two points and a win in the standings, while the losing team receives one point, recorded as an "OT" in the standings.

LAST 20 GAMES RESULTS VS. NHL

TEAM	1	2	3	4	5	6	7	8	9	10
ANAHEIM	**1-2 (11/4/13)**	0-6 (10/10/13)	**2-1 (11/3/11)**	1-2 (10/8/11)	2-5 (3/9/11)	**3-0 (10/11/09)**	**4-2 (1/20/09)**	3-1 (12/16/08)	**1-4 (2/7/08)**	4-3 (11/1/06)
ARIZONA	**4-3 (3/24/14)**	1-4 (10/3/13)	**2-1 (1/10/12)**	3-2 (12/17/11)	**4-3 (12/16/10)**	2-3 (1/30/10)	**5-2 (10/26/09)**	**4-1 (11/24/08)**	**1-5 (12/16/07)**	7-3 (10/28/06)
BOSTON	**3-6 (3/2/14)**	2-3 (11/29/13)	**1-2 (11/19/13)**	4-3 (2/12/13)	**4-3 (1/23/13)**	1-3 (1/19/13)	**1-2 (4/1/12)**	**4-3 (3/4/12)**	3-0 (2/14/12)	3-2 (1/21/12)
BUFFALO	**2-1 (4/10/14)**	3-1 (12/5/13)	**2-0 (10/31/13)**	8-4 (4/19/13)	1-3 (3/12/13)	**3-2 (3/3/13)**	**1-4 (3/23/12)**	**3-2 (2/25/12)**	1-0 (2/1/12)	4-1 (12/10/11)
CALGARY	3-4 (3/28/14)	**4-3 (12/15/13)**	3-2 (10/20/11)	**2-1 (11/22/10)**	1-3 (11/7/09)	**0-3 (12/7/08)**	3-4 (1/2/08)	**4-2 (1/10/06)**	**0-5 (1/5/04)**	2-1 (11/14/02)
CAROLINA	**4-1 (4/8/14)**	1-3 (3/11/14)	4-2 (3/7/14)	**5-1 (11/2/13)**	4-3 (4/25/13)	4-1 (4/6/13)	**2-1 (3/18/13)**	**4-2 (3/13/12)**	3-2 (3/1/12)	5-3 (12/1/11)
CHICAGO	**2-1 (2/27/14)**	3-2 (1/8/14)	3-4 (3/9/12)	**2-4 (2/16/12)**	**3-2 (11/1/10)**	1-2 (12/9/09)	3-2 (1/16/09)	**4-2 (10/10/08)**	**2-1 (2/18/07)**	1-2 (12/7/05)
COLORADO	2-3 (4/3/14)	**5-1 (2/4/14)**	**1-3 (3/17/12)**	1-5 (11/19/10)	**1-3 (10/18/10)**	3-1 (1/31/10)	**6-1 (2/28/09)**	3-4 (12/21/07)	**1-2 (12/18/05)**	3-4 (11/20/03)
COLUMBUS	3-1 (3/21/14)	**3-4 (1/6/14)**	**2-4 (12/12/13)**	4-2 (11/7/13)	**3-2 (2/19/12)**	1-3 (12/11/10)	**7-4 (11/23/09)**	3-1 (10/24/08)	**2-3 (2/24/07)**	3-4 (1/16/06)
DALLAS	**3-2 (1/10/14)**	3-2 (11/21/13)	**0-1 (12/13/11)**	3-2 (1/7/11)	**5-2 (1/6/10)**	2-10 (2/6/09)	**1-2 (10/20/08)**	**2-3 (11/25/07)**	5-2 (12/14/06)	**3-0 (11/4/03)**
DETROIT	**3-0 (3/9/14)**	**1-0 (1/16/14)**	3-2 (10/26/13)	**2-1 (3/21/12)**	2-3 (2/7/11)	**1-3 (12/6/09)**	4-5 (10/18/08)	**3-4 (2/5/07)**	3-4 (1/14/06)	**3-1 (10/25/03)**
EDMONTON	5-0 (3/30/14)	**1-2 (2/6/14)**	0-2 (10/22/11)	**8-2 (11/14/10)**	4-2 (11/5/09)	**2-3 (11/10/08)**	2-3 (1/5/08)	**5-4 (1/12/06)**	**4-5 (11/10/03)**	**5-2 (11/5/02)**
FLORIDA	2-1 (12/31/13)	5-2 (11/27/13)	**4-3 (11/10/13)**	2-3 (4/23/13)	**6-1 (4/18/13)**	**1-3 (3/21/13)**	**3-2 (1/5/12)**	4-1 (12/30/12)	**6-1 (12/11/11)**	1-2 (11/23/11)
LOS ANGELES	**0-1 (11/17/13)**	3-1 (10/7/13)	2-3 (10/7/11)	**4-3 (2/17/11)**	1-2 (2/2/10)	**4-2 (10/14/09)**	3-2 (12/17/08)	**2-4 (2/5/08)**	1-4 (10/30/06)	3-2 (12/30/03)
MINNESOTA	1-2 (3/13/14)	**4-1 (12/22/13)**	3-2 (3/27/12)	**1-3 (3/3/11)**	5-2 (11/20/10)	2-3 (10/30/09)	**2-1 (3/24/09)**	3-6 (12/20/07)	**3-1 (12/5/05)**	**3-4 (2/4/04)**
MONTREAL	0-1 (4/12/14)	1-0 (11/16/13)	**0-2 (10/28/13)**	0-3 (3/30/13)	0-3 (2/23/13)	**1-3 (2/19/13)**	**4-1 (3/30/12)**	1-4 (1/15/12)	0-4 (11/19/11)	**5-3 (11/5/11)**
NASHVILLE	**1-4 (12/10/13)**	2-0 (11/23/13)	**3-0 (1/17/12)**	2-1 (11/27/10)	**1-2 (2/10/10)**	4-2 (3/12/09)	**0-3 (10/18/06)**	5-1 (12/8/05)	**2-4 (3/25/04)**	1-2 (2/28/04)
NEW JERSEY	2-0 (3/22/14)	7-3 (1/26/14)	**3-4 (12/7/13)**	**2-3 (11/12/13)**	0-4 (10/19/13)	**4-0 (4/27/13)**	**4-1 (4/21/13)**	3-2 (3/19/13)	1-3 (2/5/13)	**4-2 (3/19/12)**
NY ISLANDERS	**4-1 (1/31/14)**	2-1 (1/29/14)	**3-5 (1/21/14)**	**3-5 (12/20/13)**	3-2 (10/29/13)	1-0 (4/13/13)	2-1 (3/7/13)	**3-4 (2/14/13)**	**4-1 (2/7/13)**	**4-3 (3/11/12)**
OTTAWA	**2-3 (4/5/14)**	8-4 (3/18/14)	4-1 (1/18/14)	0-3 (3/28/13)	**2-3 (3/8/13)**	2-3 (2/21/13)	1-4 (3/8/12)	**0-3 (1/12/12)**	3-2 (11/9/11)	**4-5 (10/29/11)**
PHILADELPHIA	**3-1 (3/26/14)**	2-4 (3/1/14)	**4-1 (1/12/14)**	1-2 (10/24/13)	2-4 (4/16/13)	5-2 (3/26/13)	**4-2 (3/5/13)**	**2-1 (1/29/13)**	1-2 (1/24/13)	5-3 (4/3/12)
PITTSBURGH	4-3 (2/7/14)	2-5 (1/3/14)	**3-4 (12/18/13)**	**5-1 (11/6/13)**	1-2 (4/5/13)	**6-1 (4/3/13)**	0-3 (3/16/13)	**0-3 (1/31/13)**	**3-6 (1/20/13)**	2-5 (4/5/12)
ST. LOUIS	**1-2 (1/23/14)**	3-5 (10/12/13)	1-4 (12/15/11)	2-1 (1/8/11)	**0-2 (11/7/10)**	**3-4 (3/18/10)**	1-4 (1/16/10)	1-2 (2/16/09)	**3-2 (3/3/07)**	5-4 (12/10/05)
SAN JOSE	**0-1 (3/16/14)**	2-9 (10/8/13)	**5-2 (10/31/11)**	3-2 (3/12/11)	**3-7 (10/19/09)**	2-3 (12/20/08)	**3-1 (2/17/08)**	3-1 (11/2/06)	2-2 (11/18/03)	**2-1 (12/16/02)**
TAMPA BAY	**1-2 (1/14/14)**	4-3 (12/19/13)	0-5 (11/25/13)	**4-1 (2/28/13)**	**5-1 (2/10/13)**	3-2 (2/2/13)	3-4 (3/2/12)	**4-3 (2/9/12)**	**2-3 (12/8/11)**	4-2 (12/3/11)
TORONTO	**2-3 (3/5/14)**	7-1 (1/4/14)	**2-1 (12/23/13)**	**3-2 (4/10/13)**	3-4 (4/8/13)	**5-2 (1/26/13)**	4-3 (3/24/12)	3-0 (1/14/12)	**2-4 (12/5/11)**	**2-4 (10/27/11)**
VANCOUVER	3-1 (4/1/14)	**5-2 (11/30/13)**	4-0 (10/18/11)	**1-0 (1/13/11)**	1-4 (11/3/09)	**3-6 (11/19/08)**	0-3 (1/3/08)	**2-3 (12/13/05)**	**4-3 (2/2/04)**	1-3 (11/16/02)
WASHINGTON	**4-1 (1/19/14)**	2-3 (12/27/13)	**1-4 (12/8/13)**	2-0 (10/16/13)	**2-3 (3/24/13)**	4-1 (3/10/13)	**2-1 (2/17/13)**	**1-4 (4/7/12)**	**3-2 (2/12/12)**	1-4 (12/28/11)
WINNIPEG	4-2 (3/14/14)	**2-5 (12/2/13)**	**4-2 (4/1/13)**	1-3 (3/14/13)	**3-4 (2/26/13)**	4-2 (3/28/12)	**3-0 (1/24/12)**	**3-0 (11/6/11)**	2-1 (10/24/11)	**0-3 (4/7/11)**

LAST 20 GAMES RESULTS VS. NHL

11	12	13	14	15	16	17	18	19	20	TEAM
1-3 (10/28/03)	6-2 (2/21/03)	**3-2 (11/19/02)**	**2-3 (11/25/01)**	4-6 (12/15/00)	**3-4 (10/16/00)**	4-3 (3/8/00)	**1-4 (4/2/99)**	1-3 (11/18/98)	2-3 (2/4/98)	**ANAHEIM**
3-2 (12/29/03)	**3-2 (10/28/02)**	0-5 (12/31/01)	1-3 (1/4/01)	**0-2 (11/12/00)**	2-2 (12/28/99)	**4-2 (10/10/99)**	**3-0 (2/26/99)**	1-3 (12/30/98)	1-1 (2/7/98)	**ARIZONA**
5-3 (4/4/11)	1-0 (3/26/11)	**2-3 (11/17/10)**	3-2 (10/23/10)	1-2 (3/21/10)	3-1 (1/9/10)	**3-2 (1/4/10)**	**1-0 (11/1/09)**	0-1 (4/4/09)	**4-3 (3/8/09)**	**BOSTON**
0-1 (3/30/11)	**2-3 (3/1/11)**	**3-2 (11/11/10)**	6-3 (10/9/10)	2-5 (4/6/10)	**1-2 (3/7/10)**	**2-3 (12/12/09)**	2-1 (12/5/09)	**5-3 (3/21/09)**	2-4 (2/21/09)	**BUFFALO**
1-0 (11/7/02)	**3-5 (3/4/02)**	5-4 (11/18/00)	**3-2 (12/6/99)**	2-6 (2/22/99)	**5-2 (12/14/98)**	**1-4 (12/10/97)**	1-1 (10/9/97)	3-5 (11/18/96)	**5-4 (10/14/96)**	**CALGARY**
5-1 (11/11/11)	4-3 (2/22/11)	1-4 (1/20/11)	**2-1 (1/5/11)**	**3-4 (10/29/10)**	**1-5 (1/27/10)**	**1-2 (1/2/10)**	2-1 (12/31/09)	3-1 (12/21/09)	2-4 (4/2/09)	**CAROLINA**
2-2 (11/6/03)	**3-4 (12/11/02)**	1-5 (3/7/02)	**4-2 (2/19/01)**	4-2 (10/18/00)	3-1 (11/7/99)	2-6 (4/8/99)	**1-3 (1/15/99)**	2-1 (4/5/98)	**0-1 (10/22/97)**	**CHICAGO**
2-3 (11/2/03)	1-4 (2/23/03)	**3-4 (1/30/03)**	2-3 (1/3/02)	**5-3 (11/20/01)**	**3-6 (12/3/00)**	**2-4 (12/18/00)**	1-4 (11/5/99)	6-3 (12/31/98)	**1-2 (12/9/98)**	**COLORADO**
0-5 (10/11/03)	**5-3 (12/3/02)**	3-6 (11/9/02)	0-2 (1/16/02)	**2-2 (1/14/02)**	4-3 (2/12/01)					**COLUMBUS**
3-3 (11/29/02)	2-4 (2/13/02)	**4-2 (10/29/01)**	**1-2 (1/8/01)**	1-6 (12/31/00)	**3-4 (3/13/00)**	3-4 (12/29/99)	1-3 (4/9/99)	**2-2 (3/2/99)**	2-2 (11/7/97)	**DALLAS**
2-3 (12/21/02)	**3-5 (3/17/02)**	1-3 (2/6/02)	**0-6 (3/24/01)**	**0-6 (3/27/00)**	2-8 (3/26/00)	**2-4 (2/14/99)**	3-2 (1/30/99)	2-5 (4/11/98)	**3-4 (3/21/98)**	**DETROIT**
1-4 (1/2/02)	**4-3 (11/7/00)**	**2-1 (12/8/99)**	1-1 (10/1/99)	2-1 (2/21/99)	**3-2 (10/20/98)**	**2-2 (11/3/97)**	3-3 (10/8/97)	**4-4 (1/21/97)**	2-3 (11/21/96)	**EDMONTON**
1-0 (3/22/11)	**3-4 (1/25/11)**	0-3 (1/2/11)	3-0 (11/26/10)	4-1 (4/3/10)	**4-1 (12/23/09)**	2-1 (11/25/09)	**2-3 (11/21/09)**	**1-2 (2/26/09)**	1-2 (2/13/09)	**FLORIDA**
2-6 (10/25/02)	**0-4 (1/9/02)**	5-4 (12/29/01)	5-5 (12/14/00)	**7-6 (11/28/00)**	1-3 (3/9/00)	**8-3 (12/15/99)**	5-1 (11/19/98)	1-3 (2/5/98)	**2-2 (10/5/97)**	**LOS ANGELES**
3-5 (10/10/03)	4-2 (2/19/03)	3-2 (3/5/02)	**3-1 (11/6/01)**	**4-2 (1/14/01)**	3-2 (11/15/00)					**MINNESOTA**
6-3 (3/18/11)	0-2 (2/5/11)	2-3 (1/15/11)	**1-2 (1/11/11)**	**1-3 (3/16/10)**	0-6 (1/23/10)	**6-2 (1/17/10)**	4-5 (10/24/09)	**3-1 (4/7/09)**	4-3 (3/17/09)	**MONTREAL**
4-2 (1/23/03)	**2-2 (10/19/02)**	**2-4 (12/12/01)**	2-5 (3/4/01)	**2-3 (12/23/00)**	**5-1 (1/31/00)**	7-4 (2/15/99)	**5-1 (11/29/98)**			**NASHVILLE**
1-4 (3/6/12)	**2-0 (2/27/12)**	**0-1 (2/7/12)**	3-4 (1/31/12)	4-1 (12/20/11)	**5-2 (4/9/11)**	0-1 (2/18/11)	**2-3 (2/3/11)**	3-1 (12/29/10)	3-0 (11/5/10)	**NEW JERSEY**
3-4 (2/24/12)	**3-0 (12/26/11)**	**4-2 (12/22/11)**	4-2 (11/15/11)	2-4 (10/15/11)	2-6 (3/31/11)	**6-3 (3/15/11)**	**7-2 (12/27/10)**	**2-0 (12/3/10)**	6-5 (12/2/10)	**NY ISLANDERS**
1-2 (3/24/11)	4-1 (3/4/11)	5-3 (12/9/10)	**1-3 (12/5/10)**	4-1 (3/2/10)	**0-2 (1/14/10)**	2-1 (11/14/09)	**5-2 (10/3/09)**	**1-2 (3/22/09)**	2-0 (1/10/09)	**OTTAWA**
5-2 (2/11/12)	**5-2 (2/5/12)**	3-2 (1/2/12)	**4-2 (12/23/11)**	**2-0 (11/26/11)**	3-2 (4/3/11)	**7-0 (3/6/11)**	**2-4 (2/20/11)**	**2-3 (1/16/11)**	1-4 (12/18/10)	**PHILADELPHIA**
2-5 (3/15/12)	0-2 (2/21/12)	**1-4 (1/19/12)**	3-1 (1/6/12)	**4-3 (11/29/11)**	5-2 (3/20/11)	**5-3 (2/13/11)**	**3-4 (2/1/11)**	4-1 (12/15/10)	**1-3 (11/29/10)**	**PITTSBURGH**
4-5 (1/1/04)	4-4 (2/6/03)	**2-3 (11/3/02)**	1-5 (10/25/01)	**3-6 (12/20/00)**	4-1 (1/22/00)	**2-5 (1/3/00)**	1-0 (1/2/99)	**2-4 (10/12/98)**	**3-1 (1/20/98)**	**ST. LOUIS**
5-4 (11/11/02)	5-3 (12/28/01)	**1-5 (10/22/01)**	2-3 (12/12/00)	1-2 (3/6/00)	**1-2 (10/19/99)**	**4-3 (1/4/99)**	2-2 (11/21/98)	**5-3 (3/11/98)**	3-2 (2/2/98)	**SAN JOSE**
1-2 (2/27/11)	1-2 (1/1/11)	**3-4 (12/23/10)**	3-5 (11/24/10)	5-0 (4/2/10)	**5-2 (2/14/10)**	**8-2 (1/19/10)**	1-5 (11/27/09)	3-2 (11/26/08)	**5-2 (11/6/08)**	**TAMPA BAY**
7-0 (1/19/11)	2-0 (10/30/10)	2-1 (10/21/10)	**3-4 (10/15/10)**	**5-1 (4/7/10)**	2-3 (3/27/10)	4-1 (10/17/09)	**7-2 (10/12/09)**	1-2 (2/25/09)	**2-3 (2/22/09)**	**TORONTO**
1-3 (3/19/02)	3-4 (11/17/00)	**0-3 (10/24/99)**	1-2 (10/2/99)	**8-4 (2/4/99)**	**2-4 (11/25/97)**	6-3 (10/11/97)	3-5 (11/23/96)	**2-3 (11/11/96)**	3-2 (12/28/95)	**VANCOUVER**
6-3 (11/25/11)	6-0 (2/25/11)	2-1 (1/24/11)	**7-0 (12/12/10)**	**3-5 (11/9/10)**	0-2 (3/6/10)	**5-6 (2/4/10)**	**2-4 (11/17/09)**	4-3 (10/8/09)	**5-4 (2/11/09)**	**WASHINGTON**
2-3 (2/11/11)	3-2 (1/22/11)	**4-6 (10/27/10)**	5-2 (3/12/10)	1-2 (1/7/10)	**2-3 (12/14/09)**	**3-5 (11/12/09)**	4-5 (3/26/09)	**1-2 (2/3/09)**	3-2 (12/10/08)	**WINNIPEG**

ALL-TIME RECORD YEAR-BY-YEAR

YEAR	G	W	L	T	OTL	GF	GA	PTS	FINISHED	DIVISION CHAMPION
1926-27	**44**	**25**	**13**	**6**	**-**	**95**	**72**	**56**	**1st**	***RANGERS**
1927-28	44	19	16	9	-	94	79	47	2nd	Boston
1928-29	44	21	13	10	-	72	65	52	2nd	Boston
1929-30	44	17	17	10	-	136	143	44	3rd	Boston
1930-31	44	19	16	9	-	106	87	47	3rd	Boston
1931-32	**48**	**23**	**17**	**8**	**-**	**134**	**112**	**54**	**1st**	***RANGERS**
1932-33	48	23	17	8	-	135	107	54	3rd	Boston
1933-34	48	21	19	8	-	120	113	50	3rd	Detroit
1934-35	48	22	20	6	-	137	139	50	3rd	Boston
1935-36	48	19	17	12	-	91	96	50	4th	Detroit
1936-37	48	19	20	9	-	117	106	47	3rd	Detroit
1937-38	48	27	15	6	-	149	96	60	2nd	Boston
1938-39	48	26	16	6	-	149	105	58	2nd	Boston
1939-40	48	27	11	10	-	136	77	64	2nd	Boston
1940-41	48	21	19	8	-	143	125	50	4th	Boston
1941-42	**48**	**29**	**17**	**2**	**-**	**177**	**143**	**60**	**1st**	***RANGERS**
1942-43	50	11	31	8	-	161	253	30	6th	Detroit
1943-44	50	6	39	5	-	162	310	17	6th	Montreal
1944-45	50	11	29	10	-	154	247	32	6th	Montreal
1945-46	50	13	28	9	-	144	191	35	6th	Montreal
1946-47	60	22	32	6	-	167	186	50	5th	Montreal
1947-48	60	21	26	13	-	176	201	55	4th	Toronto
1948-49	60	18	31	11	-	133	172	47	6th	Detroit
1949-50	70	28	31	11	-	170	189	67	4th	Detroit
1950-51	70	20	29	21	-	169	201	61	5th	Detroit
1951-52	70	23	34	13	-	192	219	59	5th	Detroit
1952-53	70	17	37	16	-	152	211	50	6th	Detroit
1953-54	70	29	31	10	-	161	182	68	5th	Detroit
1954-55	70	17	35	18	-	150	210	52	5th	Detroit
1955-56	70	32	28	10	-	204	203	74	3rd	Montreal
1956-57	70	26	30	14	-	184	227	66	3rd	Detroit
1957-58	70	32	25	13	-	195	188	77	2nd	Montreal
1958-59	70	26	32	12	-	201	217	64	5th	Montreal
1959-60	70	17	38	15	-	187	247	49	6th	Montreal
1960-61	70	22	38	10	-	204	248	54	5th	Montreal
1961-62	70	26	32	12	-	195	207	64	4th	Montreal
1962-63	70	22	36	12	-	211	233	56	5th	Toronto
1963-64	70	22	38	10	-	186	242	54	5th	Montreal
1964-65	70	20	38	12	-	179	246	52	5th	Detroit
1965-66	70	18	41	11	-	195	261	47	6th	Montreal
1966-67	70	30	28	12	-	188	189	72	4th	Chicago
1967-68	74	39	23	12	-	226	183	90	2nd	Montreal
1968-69	76	41	26	9	-	231	196	91	3rd	Montreal

* Beginning in 2005-06, the NHL instituted the shootout to follow a scoreless five-minute overtime to eliminate ties. The winning team in the shootout gains two points and a win in the standings, while the losing team receives one point, recorded as an "OTL" in the standings.

ALL-TIME RECORD YEAR-BY-YEAR

YEAR	G	W	L	T	OTL	GF	GA	PTS	FINISHED	DIVISION CHAMPION
1969-70	76	38	22	16	-	246	189	92	4th	Chicago
1970-71	78	49	18	11	-	259	177	109	2nd	Boston
1971-72	78	48	17	13	-	317	192	109	2nd	Boston
1972-73	78	47	23	8	-	297	208	102	3rd	Montreal
1973-74	78	40	24	14	-	300	251	94	3rd	Boston
1974-75	80	37	29	14	-	319	276	88	2nd	Philadelphia
1975-76	80	29	42	9	-	262	333	67	4th	Philadelphia
1976-77	80	29	37	14	-	272	310	72	4th	Philadelphia
1977-78	80	30	37	13	-	279	280	73	4th	NY Islanders
1978-79	80	40	29	11	-	316	292	91	3rd	NY Islanders
1979-80	80	38	32	10	-	308	284	86	3rd	Philadelphia
1980-81	80	30	36	14	-	312	317	74	4th	NY Islanders
1981-82	80	39	27	14	-	316	306	92	2nd	NY Islanders
1982-83	80	35	35	10	-	306	287	80	4th	Philadelphia
1983-84	80	42	29	9	-	314	304	93	4th	NY Islanders
1984-85	80	26	44	10	-	295	345	62	4th	Philadelphia
1985-86	80	36	38	6	-	280	276	78	4th	Philadelphia
1986-87	80	34	38	8	-	307	323	76	4th	Philadelphia
1987-88	80	36	34	10	-	300	283	82	5th	NY Islanders
1988-89	80	37	35	8	-	310	307	82	3rd	Washington
1989-90	**80**	**36**	**31**	**13**	**-**	**279**	**267**	**85**	**1st**	***RANGERS**
1990-91	80	36	31	13	-	297	265	85	2nd	Pittsburgh
1991-92	**80**	**50**	**25**	**5**	**-**	**321**	**246**	**105**	**1st**	***RANGERS**
1992-93	84	34	39	11	-	304	308	79	6th	Pittsburgh
1993-94	**84**	**52**	**24**	**8**	**-**	**299**	**231**	**112**	**1st**	***RANGERS**
1994-95	48	22	23	3	-	139	134	47	4th	Philadelphia
1995-96	82	41	27	14	-	272	237	96	2nd	Philadelphia
1996-97	82	38	34	10	-	258	231	86	4th	New Jersey
1997-98	82	25	39	18	-	197	231	68	5th	New Jersey
1998-99	82	33	38	11	-	217	227	77	4th	New Jersey
1999-00	82	29	41	12	3	218	246	73	4th	Philadelphia
2000-01	82	33	43	5	1	250	290	72	4th	New Jersey
2001-02	82	36	38	4	4	227	258	80	4th	Philadelphia
2002-03	82	32	36	10	4	210	231	78	4th	New Jersey
2003-04	82	27	40	7	8	206	250	69	4th	Philadelphia
2005-06	82	44	26	-	12	257	215	100	3rd	New Jersey
2006-07	82	42	30	-	10	242	216	94	3rd	New Jersey
2007-08	82	42	27	-	13	213	199	97	3rd	Pittsburgh
2008-09	82	43	30	-	9	210	218	95	4th	New Jersey
2009-10	82	38	33	-	11	222	218	87	4th	New Jersey
2010-11	82	44	33	-	5	229	195	93	3rd	Philadelphia
2011-12	**82**	**51**	**24**	**-**	**7**	**226**	**187**	**109**	**1st**	***RANGERS**
2012-13	48	26	18	-	4	130	112	56	2nd	Pittsburgh
2013-14	82	45	31	-	6	218	193	96	2nd	Pittsburgh

ALL-TIME HOME AND AWAY RECORD YEAR-BY-YEAR

	HOME								AWAY							
YEAR	G	W	L	T	OTL	GF	GA	PTS	G	W	L	T	OTL	GF	GA	PTS
1926-27	22	13	5	4	-	46	31	30	22	12	8	2	-	49	41	26
1927-28	22	10	8	4	-	47	36	24	22	9	8	5	-	47	43	23
1928-29	22	12	6	4	-	32	21	28	22	9	7	6	-	40	44	24
1929-30	22	11	5	6	-	79	54	28	22	6	12	4	-	57	89	16
1930-31	22	10	9	3	-	58	43	23	22	9	7	6	-	48	44	24
1931-32	24	13	7	4	-	66	54	30	24	10	10	4	-	68	58	24
1932-33	24	12	7	5	-	64	55	29	24	11	10	3	-	71	52	25
1933-34	24	11	7	6	-	58	47	28	24	10	12	2	-	62	66	22
1934-35	24	11	8	5	-	69	64	27	24	11	12	1	-	68	75	23
1935-36	24	11	6	7	-	49	42	29	24	8	11	5	-	42	54	21
1936-37	24	9	7	8	-	55	46	26	24	10	13	1	-	62	60	21
1937-38	24	15	5	4	-	79	50	34	24	12	10	2	-	70	46	26
1938-39	24	13	8	3	-	70	48	29	24	13	8	3	-	79	57	29
1939-40	24	17	4	3	-	82	33	37	24	10	7	7	-	54	44	27
1940-41	24	13	7	4	-	85	60	30	24	8	12	4	-	58	65	20
1941-42	24	15	8	1	-	97	72	31	24	14	9	1	-	80	71	29
1942-43	25	7	13	5	-	83	112	19	25	4	18	3	-	78	141	11
1943-44	25	4	17	4	-	78	137	12	25	2	22	1	-	84	173	5
1944-45	25	7	11	7	-	77	101	21	25	4	18	3	-	77	146	11
1945-46	25	8	12	5	-	72	85	21	25	5	16	4	-	72	106	14
1946-47	30	11	14	5	-	106	100	27	30	11	18	1	-	61	86	23
1947-48	30	11	12	7	-	90	96	29	30	10	14	6	-	86	105	26
1948-49	30	13	12	5	-	77	65	31	30	5	19	6	-	56	107	16
1949-50	35	19	12	4	-	89	73	42	35	9	19	7	-	81	116	25
1950-51	35	14	11	10	-	98	97	38	35	6	18	11	-	71	104	23
1951-52	35	16	13	6	-	112	97	38	35	7	21	7	-	80	122	21
1952-53	35	11	14	10	-	89	90	32	35	6	23	6	-	63	121	18
1953-54	35	18	12	5	-	95	90	41	35	11	19	5	-	66	92	27
1954-55	35	10	12	13	-	86	93	33	35	7	23	5	-	64	117	19
1955-56	35	20	7	8	-	122	78	48	35	12	21	2	-	82	125	26
1956-57	35	15	12	8	-	103	97	38	35	11	18	6	-	81	130	28
1957-58	35	14	15	6	-	92	93	34	35	18	10	7	-	103	95	43
1958-59	35	14	16	5	-	108	110	33	35	12	16	7	-	93	107	31
1959-60	35	10	15	10	-	103	105	30	35	7	23	5	-	84	142	19
1960-61	35	15	15	5	-	102	95	35	35	7	23	5	-	102	153	19
1961-62	35	16	11	8	-	105	91	40	35	10	21	4	-	90	116	24
1962-63	35	12	17	6	-	107	110	30	35	10	19	6	-	104	123	26
1963-64	35	14	13	8	-	97	102	36	35	8	25	2	-	89	140	18
1964-65	35	8	19	8	-	94	132	24	35	12	19	4	-	85	114	28
1965-66	35	12	16	7	-	95	104	31	35	6	25	4	-	100	157	16
1966-67	35	18	12	5	-	100	81	41	35	12	16	7	-	88	108	31
1967-68	37	22	8	7	-	118	87	51	37	17	15	5	-	108	96	39
1968-69	38	27	7	4	-	131	74	58	38	14	19	5	-	100	122	33

* Beginning in 2005-06, the NHL instituted the shootout to follow a scoreless five-minute overtime to eliminate ties. The winning team in the shootout gains two points and a win in the standings, while the losing team receives one point, recorded as an "OTL" in the standings.

ALL-TIME HOME AND AWAY RECORD YEAR-BY-YEAR

	HOME								AWAY							
YEAR	G	W	L	T	OTL	GF	GA	PTS	G	W	L	T	OTL	GF	GA	PTS
1969-70	38	22	8	8	-	125	84	52	38	16	14	8	-	121	105	40
1970-71	39	30	2	7	-	150	71	67	39	19	16	4	-	109	106	42
1971-72	39	26	6	7	-	173	88	59	39	22	11	6	-	144	104	50
1972-73	39	26	8	5	-	162	84	57	39	21	15	3	-	135	124	45
1973-74	39	26	7	6	-	166	102	58	39	14	17	8	-	134	149	36
1974-75	40	21	11	8	-	174	120	50	40	16	18	6	-	145	156	38
1975-76	40	16	16	8	-	134	136	40	40	13	26	1	-	128	197	27
1976-77	40	17	18	5	-	139	147	39	40	12	19	9	-	133	163	33
1977-78	40	18	15	7	-	157	138	43	40	12	22	6	-	122	142	30
1978-79	40	19	13	8	-	161	140	46	40	21	16	3	-	155	152	45
1979-80	40	22	10	8	-	168	129	52	40	16	22	2	-	140	155	34
1980-81	40	17	13	10	-	166	143	44	40	13	23	4	-	146	174	30
1981-82	40	19	15	6	-	162	154	44	40	20	12	8	-	154	152	48
1982-83	40	24	13	3	-	186	135	51	40	11	22	7	-	120	152	29
1983-84	40	27	12	1	-	169	145	55	40	15	17	8	-	145	159	38
1984-85	40	16	18	6	-	150	153	38	40	10	26	4	-	145	192	24
1985-86	40	20	18	2	-	147	123	42	40	16	20	4	-	133	153	36
1986-87	40	18	18	4	-	152	156	40	40	16	20	4	-	155	167	36
1987-88	40	22	13	5	-	160	125	49	40	14	21	5	-	140	158	33
1988-89	40	21	17	2	-	160	147	44	40	16	18	6	-	150	160	38
1989-90	40	20	11	9	-	147	119	49	40	16	20	4	-	132	148	36
1990-91	40	22	11	7		161	114	51	40	14	20	6	-	136	151	34
1991-92	40	28	8	4	-	170	106	60	40	22	17	1	-	151	140	45
1992-93	42	20	17	5	-	158	142	45	42	14	22	6	-	146	166	34
1993-94	42	28	8	6	-	153	111	62	42	24	16	2	-	146	120	50
1994-95	24	11	10	3	-	80	72	25	24	11	13	0	-	59	62	22
1995-96	41	22	10	9	-	150	122	53	41	19	17	5	-	122	115	43
1996-97	41	21	14	6	-	139	110	48	41	17	20	4	-	119	121	38
1997-98	41	14	18	9	-	102	103	37	41	11	21	9	-	95	128	31
1998-99	41	17	19	5	-	105	102	39	41	16	19	6	-	112	125	38
1999-00	41	15	21	5	1	109	123	36	41	14	20	7	2	109	123	37
2000-01	41	17	20	3	1	125	136	38	41	16	23	2	0	125	154	34
2001-02	41	19	19	2	1	119	129	41	41	17	19	2	3	108	129	39
2002-03	41	17	18	4	2	100	107	40	41	15	18	6	2	110	124	38
2003-04	41	13	21	3	4	108	123	33	41	14	19	4	4	98	127	36
2005-06	41	25	10	-	6	126	94	56	41	19	16	-	6	131	121	44
2006-07	41	21	15	-	5	123	105	47	41	21	15	-	5	110	106	47
2007-08	41	25	13	-	3	106	90	53	41	17	14	-	10	107	109	44
2008-09	41	26	11	-	4	114	93	56	41	17	19	-	5	96	124	39
2009-10	41	18	17	-	6	123	113	42	41	20	16	-	5	98	105	45
2010-11	41	20	17	-	4	125	98	44	41	24	16	-	1	99	97	49
2011-12	41	27	12	-	2	115	88	56	41	24	12	-	5	111	99	53
2012-13	24	16	6	-	2	77	51	34	24	10	12	-	2	53	61	22
2013-14	41	20	17	-	4	105	93	44	41	25	14	-	2	113	100	52

THE LAST TIME...

Rangers Shutout Opponent at Home: 3/9/14, Rangers 3, Detroit 0. Goaltender: Henrik Lundqvist

Rangers Shutout Opponent on Road: 3/30/14, Rangers 5, Edmonton 0. Goaltender: Cam Talbot

Opponent Shutout Rangers at Home: 3/16/14, Rangers 0, San Jose 1. Goaltender: Antti Niemi

Opponent Shutout Rangers on Road: 4/12/14, Rangers 0, Montreal 1. Goaltender: Carey Price

Rangers Played a Game That Ended in a 0-0 Tie: 10/16/03 vs. Atlanta: Goaltenders: Mike Dunham and Pasi Nurminen

Rangers Played a Game That was 0-0 After Overtime (Game Decided in Shootout): 2/1/12 at Buffalo (Rangers won 1-0 in shootout). Goaltenders: Henrik Lundqvist and Ryan Miller

Rangers Won 1-0 at Home: 1/16/14, Rangers 1, Detroit 0. Goaltender: Henrik Lundqvist

Rangers Lost 1-0 at Home: 3/16/14, Rangers 0, San Jose 1. Goaltender: Antti Niemi

Rangers Won 1-0 on Road: 11/16/13, Rangers 1, Montreal 0. Goaltender: Cam Talbot

Rangers Lost 1-0 on Road: 4/12/14, Rangers 0, Montreal 1. Goaltender: Carey Price

Rangers Had Two Consecutive Shutouts: 3/17/03 at Madison Square Garden, Rangers 1, Islanders 0. Goaltender: Mike Dunham. 3/19/03 at Madison Square Garden, Rangers 3, Buffalo 0. Goaltender: Mike Dunham

Opponent Had Two Consecutive Shutouts: 3/28/13 at Ottawa, Rangers 0, Ottawa 3. Goaltender: Ben Bishop. 3/30/13 at Montreal, Rangers 0, Montreal 3. Goaltender: Carey Price

Rangers Held Opponent Shotless In One Period: 3/6/06, Third Period vs. Carolina. Rangers lost 2-1

Rangers Did Not Have A Penalty In A Game: 4/8/14 vs. Carolina. Rangers won 4-1. Referees: Gord Dwyer, Brad Watson

Rangers Scored At Least 10 Goals in A Game: 11/10/98 at Tampa Bay (Rangers won 10-2)

Opponent Scored At Least 10 Goals In A Game: 2/6/09 at Dallas (Stars won 10-2)

Rangers Scored At Least Five Goals In One Period: 3/18/11 vs. Montreal (Rangers scored five goals in the first period and won the game, 6-3)

Opponent Scored At Least Five Goals In One Period: 2/6/09 at Dallas. Stars scored six times in the third period and won the game 10-2.

Rangers Had At Least 50 Shots In A Game: 50, 1/4/14 at Toronto Maple Leafs. Rangers won 7-1.

Opponent Had At Least 50 Shots In A Game: 55, 3/4/10 vs. Pittsburgh Penguins at Madison Square Garden. Rangers lost 5-4 in overtime.

Rangers Had At Least 50 Shots in Consecutive Games: 1994, January 3 vs. Florida Panthers at Madison Square Garden, 54 shots. January 5 vs. Calgary Flames at Madison Square Garden, 53 shots.

Rangers Had At Least 25 Shots in a Period: 11/12/89 vs. New York Islanders at Madison Square Garden. Rangers had 26 shots in the second period and won 4-2.

Opponent Had At Least 25 Shots in a Period: 11/23/01 vs. Washington Capitals at Washington. Capitals has 27 shots in the third period and won 6-2.

Four-Goal Game By a Ranger at Home: 3/6/11, Ryan Callahan scored three goals vs. Brian Boucher and one goal vs. Sergei Bobrovsky of the Philadelphia Flyers. Rangers won 7-0.

Four-Goal Game By a Ranger on Road: 3/29/01, Radek Dvorak scored three goals vs. Rick DiPietro of the New York Islanders and one into an empty net. Rangers won 6-4.

Four-Goal Game By Opponent at Home: 4/9/93, Mario Lemieux of the Pittsburgh Penguins scored three goals vs. Corey Hirsch and two vs. Mike Richter. Penguins won 10-3.

Four-Goal Game By Opponent on Road: 10/8/13, Tomas Hertl of San Jose Sharks scored one goal against Henrik Lundqvist and three goals against Martin Biron. Sharks won 9-2.

Five-Goal Game By A Ranger at Home: 2/23/83, Mark Pavelich scored five goals vs. Greg Millen of the Hartford Whalers. Rangers won 11-3.

Five-Goal Game By a Ranger on Road: 10/12/76, Don Murdoch scored five goals vs. Gary Smith of the Minnesota North Stars. Rangers won 10-4.

Five-Goal Game By Opponent at Home: 4/9/93, Mario Lemieux of the Pittsburgh Penguins scored three goals vs. Corey Hirsch and two vs. Mike Richter. Penguins won 10-3.

Five-Goal Game By Opponent on Road: 12/20/07, Marian Gaborik of the Minnesota Wild scored five goals vs. Henrik Lundqvist. Wild won 6-3.

Rangers Goaltender Assisted on a Goal: 3/22/14, Henrik Lundqvist assisted on a goal by Derek Stepan at New Jersey at 19:52 of the third period. Rangers won 2-0.

Rangers Goaltender Assisted on a Goal in Consecutive Games: 1/5/11, Henrik Lundqvist assisted on a goal by Mats Zuccarello vs. Carolina Hurricanes at Madison Square Garden at 3:09 of overtime. Rangers won 2-1; 1/7/11, Henrik Lundqvist assisted on a goal by Artem Anisimov vs. Dallas Stars at Dallas at 8:04 of the third period. Rangers won 3-2 in a shootout.

Rangers Had Two Penalty Shots In One Game: 2/16/86, Pierre Larouche and Mike Ridley vs. Detroit Red Wings at Madison Square Garden vs. Corrado Micalef. Both were denied. Rangers won 3-1.

Rangers Had A Penalty Shot in Consecutive Games: 11/19/13, Rangers vs. Boston Bruins at Madison Square Garden. Chris Kreider was denied by Tuukka Rask. 11/21/13, Rangers vs. Dallas Stars at Madison Square Garden. Rick Nash was denied by Kari Lehtonen.

Rangers And Opponent Had a Penalty Shot in One Game: 2/1/38, Rangers vs. Chicago Blackhawks at Madison Square Garden. Rangers' Alex Shibicky scored vs. Mike Karakuls; Chicago's Paul Thompson was denied by Davey Kerr. Rangers won 6-1.

Rangers Had Two Hat Tricks in One Game: 3/24/78, Ron Duguay and Phil Esposito vs. Washington Capitals at Washington. Rangers won 11-4.

Rangers Had Hat Tricks in Consecutive Games: 1994, January 31 vs. Pittsburgh Penguins at Madison Square Garden. Hat Trick: Mike Gartner; February 2 vs. New York Islanders at Madison Square Garden. Hat Trick: Adam Graves.

LAST SHUTOUT VS. NHL

TEAM	BY RANGERS	VS. RANGERS
Anaheim	3-0, Oct. 11, 2009 at MSG (Valiquette)	6-0, Oct. 10, 2013 at ANA (Hiller)
Arizona	3-0, Feb. 26, 1999 at MSG (Richter)	5-0, Dec. 31, 2001 at PHX (Burke)
Boston	3-0, Feb. 14, 2012 at BOS (Lundqvist)	1-0, Apr. 4, 2009 at BOS (Thomas)
Buffalo	2-0, Oct. 31, 2013 at MSG (Lundqvist)	1-0, Mar. 30, 2011 at BUF (Enroth)
Calgary	1-0, Nov. 7, 2002 at MSG (Blackburn)	3-0, Dec. 7, 2008 at MSG (Kiprusoff)
Carolina	4-0, Nov. 21, 2006 at MSG (Lundqvist)	3-0, Mar. 9, 2009 at CAR (Ward)
Chicago	3-0, Jan. 25, 1969 at MSG (Giacomin)	1-0, Oct. 22, 1997 at MSG (Terreri)
Colorado*	5-0, Oct. 29, 1990 at MSG (Vanbiesbrouck)	2-0, Jan. 28, 1995 at QUE (Fiset)
Columbus	None	5-0, Oct. 11, 2003 at CBJ (Denis)
Dallas	3-0, Nov. 4, 2003 at MSG (Markkanen)	1-0, Dec. 13, 2011 at MSG (Bachman)
Detroit	3-0, Mar. 9, 2014 at MSG (Lundqvist)	6-0, Mar. 24, 2001 at MSG (Osgood)
Edmonton	5-0 Mar. 30, 2014 at EDM (Talbot)	2-0, Oct. 22, 2011 at EDM (Khabibulin)
Florida	1-0, Mar. 22, 2011 at MSG (Lundqvist)	3-0, Jan. 2, 2011 at FLA (Vokoun)
Los Angeles	4-0, Dec. 18, 1996 at MSG (Richter)	1-0, Nov. 17, 2013 at MSG (Scrivens)
Minnesota	None	None
Montreal	1-0, Nov. 16, 2013 at MTL (Talbot)	1-0, Apr. 12, 2014 at MTL (Price)
Nashville	2-0, Nov. 23, 2013 at NSH (Talbot)	3-0, Oct. 18, 2006 at NSH (Vokoun)
New Jersey	2-0, Mar. 22, 2014 at NJD (Lundqvist)	4-0, Oct. 19, 2013 at NJD (Schneider)
NY Islanders	1-0, Apr. 13, 2013 at NYI (Lundqvist)	2-0, Dec. 26, 2006 at NYI (DiPietro)
Ottawa	2-0, Jan. 10, 2009 at OTT (Lundqvist)	3-0, Mar. 28, 2013 at OTT (Bishop)
Philadelphia	2-0, Nov. 26, 2011 at MSG (Lundqvist)	2-0, Jan. 21, 2010 at PHI (Emery)
Pittsburgh	4-0, Jan. 5, 2009 at MSG (Lundqvist)	3-0, Mar. 16, 2013 at PIT (Fleury)
St. Louis	1-0, Jan. 2, 1999 at STL (Richter)	2-0, Nov. 7, 2010 at MSG (Conklin)
San Jose	4-0, Feb. 22, 1993 at SJS (Vanbiesbrouck)	1-0, Mar. 16, 2014 at MSG (Niemi)
Tampa Bay	5-0, Apr. 2, 2010 at TBL (Lundqvist)	5-0, Nov. 25, 2013 at TBL (Bishop)
Toronto	3-0, Jan.14, 2012 at TOR (Biron)	6-0, Feb. 15, 1967 at TOR (Bower)
Vancouver	4-0, Oct. 18, 2011 at VAN (Lundqvist)	3-0, Jan. 3, 2008 at VAN (Luongo)
Washington	2-0, Oct. 16, 2013 at WSH (Lundqvist)	2-0, Mar. 6, 2010 at WSH (Theodore)
Winnipeg**	3-0, Jan. 24, 2012 at MSG (Lundqvist)	3-0, Apr. 7, 2011 at MSG (Pavelec)

* Includes results against the Quebec Nordiques prior to the 1995-96 season

** Includes results vs. the Atlanta Thrashers prior to the 2011-12 season

LAST OVERTIME WIN AND LOSS VS. NHL

TEAM	WIN	LOSS
Anaheim	2-1, Nov. 3, 2011 at MSG* (Gaborik)	1-2, Oct. 8, 2011 at ANA* (Ryan)
Arizona***	4-3, Mar. 24, 2014 at MSG (McDonagh, 1:56)	4-5, Nov. 2, 1986 at WPG (MacLean, 3:23)
Boston	4-3, Feb. 12, 2013 at BOS* (Callahan)	3-4, Jan. 19, 2008 at BOS* (Kessel)
Buffalo	3-2, Mar. 3, 2013 at MSG* (Nash)	1-2, Mar. 7, 2010 at MSG (Kaleta, 2:22)
Calgary	4-3, Dec. 15, 2013 at MSG* (Pouliot)	None
Carolina	4-3, Apr. 25, 2013 at CAR (Callahan, 2:55)	1-2, Jan. 2, 2010 at MSG (Whitney, 3:45)
Chicago	3-2, Jan. 16, 2009 at CHI (Drury, 2:23)	1-2 Dec. 9, 2009 at CHI (Byfuglien, 3:43)
Colorado**	6-5, Nov. 20, 1983 at MSG (Andersson, 0:08)	2-3, Apr. 3, 2014 at COL* (Barrie)
Columbus	3-2, Feb. 19, 2012 at MSG (Stepan, 0:22)	3-4, Jan. 6, 2014 at MSG* (Letestu)
Dallas	3-2, Jan. 7, 2011 at DAL* (Zuccarello)	3-4, Dec. 29, 1999 at DAL (Langenbrunner, 3:17)
Detroit	3-2, Oct. 26, 2013 at DET (Brassard, 4:47)	4-5, Oct. 18, 2008 at DET (Hossa, 0:23)
Edmonton	5-4, Jan. 12, 2006 at MSG (Jagr, 0:14)	2-3, Nov. 10, 2008 at MSG* (Hemsky)
Florida	2-1, Dec. 31, 2013 at FLA* (Richards)	1-2, Feb. 13, 2009 at FLA* (Zednik)
Los Angeles	4-3, Feb. 17, 2011 at MSG* (Zuccarello)	2-3, Oct. 7, 2011 at LA (Johnson, 4:08)
Minnesota	3-2, Mar. 5, 2002 at MIN (Leetch, 3:44)	None
Montreal	4-3, Mar. 17, 2009 at MTL* (Drury)	0-1, Apr. 12, 2014 at MTL (Gionta, PS, 2:04)
Nashville	2-1, Nov. 27, 2010 at NSH* (Christensen)	1-2, Feb. 28, 2004 at NSH (Hutchinson, 3:50)
New Jersey	4-3, Mar. 25, 2010 at NJD* (Christensen)	3-4, Dec. 7, 2013 at MSG (Gelinas, 1:15)
NY Islanders	1-0, Apr. 13, 2013 at NYI (Girardi, 3:11)	3-4, Feb. 14, 2013 at MSG* (Nielsen)
Ottawa	2-1, Nov. 14, 2009 at OTT* (Parenteau)	2-3, Feb. 21, 2013 at OTT* (Daugavins)
Philadelphia	3-2, Apr. 3, 2011 at PHI* (Christensen)	1-2, Apr. 11, 2010 at PHI* (Giroux)
Pittsburgh	4-3, Feb. 7, 2014 at PIT* (Richards)	3-4, Dec. 18, 2013 at MSG* (Sutter)
St. Louis	3-2, Mar. 3, 2007 at MSG* (Hossa)	None
San Jose	3-2, Mar. 12, 2011 at SJS* (Dubinsky)	None
Tampa Bay	4-3, Feb. 9, 2012 at MSG (Richards, 2:37)	3-4, Mar. 2, 2012 at TBL (Malone, 1:58)
Toronto	2-1, Dec. 23, 2013 at MSG* (Stepan)	2-3, Mar. 5, 2014 at MSG (Bozak, 1:51)
Vancouver	5-4, Jan. 21, 1989 at VAN (Kisio, 1:59)	None
Washington	2-1, Jan. 24, 2011 at WSH* (Anisimov)	2-3, Mar. 24, 2013 at MSG* (Backstrom)
Winnipeg****	3-2, Jan. 22, 2011 at ATL* (Zuccarello)	1-2, Jan. 7, 2010 at ATL* (Little)

* Denotes shootout win/loss

** Includes results against the Quebec Nordiques prior to the 1995-96 season

*** Includes results against the Winnipeg Jets prior to the 1996-97 season

**** Includes results against the Atlanta Thrashers prior to the 2011-12 season

ALL-TIME HAT TRICK LEADERS

PLAYER	3GG	4GG	5GG	TOTAL
Bill Cook	10	1	0	11
Rod Gilbert	4	3	0	7
Camille Henry	5	1	0	6
Frank Boucher	6	0	0	6
Mark Messier	5	1	0	6
Jean Ratelle	5	1	0	6
Petr Nedved	6	0	0	6
Phil Esposito	5	1	0	6
Steve Vickers	4	2	0	6
Adam Graves	5	0	0	5
Andy Bathgate	5	0	0	5
Ron Duguay	5	0	0	5
Marian Gaborik	4	1	0	5
Bun Cook	4	0	0	4
Cecil Dillon	3	1	0	4
Darren Turcotte	4	0	0	4
Dave Balon	3	1	0	4
Dean Prentice	3	1	0	4
Don Maloney	4	0	0	4
Don Raleigh	3	1	0	4
Grant Warwick	4	0	0	4
Pierre Larouche	4	0	0	4
Thomas Sandstrom	3	1	0	4
Wally Hergesheimer	3	1	0	4
Alex Shibicky	3	0	0	3
Anders Hedberg	2	1	0	3
Brad Park	3	0	0	3
Don Murdoch	2	0	1	3
Jaromir Jagr	3	0	0	3
Lynn Patrick	3	0	0	3
Tony Granato	2	1	0	3
Ulf Nilsson	3	0	0	3
Vic Hadfield	3	0	0	3
*Derek Stepan	2	0	0	2
Alexei Kovalev	2	0	0	2
Andy Hebenton	2	0	0	2
Bob Nevin	2	0	0	2
Bryan Hextall	2	0	0	2
Earl Ingarfield	2	0	0	2
Eric Lindros	2	0	0	2
Greg Polis	1	1	0	2
Jan Hlavac	2	0	0	2
Mark Pavelich	1	0	1	2
Martin Straka	2	0	0	2
Mike Gartner	2	0	0	2
Mike Rogers	2	0	0	2
Pat Hickey	2	0	0	2
Pat Verbeek	2	0	0	2
Pete Stemkowski	2	0	0	2
Peter Sundstrom	2	0	0	2
Phil Goyette	2	0	0	2
Phil Watson	2	0	0	2
Radek Dvorak	1	1	0	2
Ryan Callahan	1	1	0	2
Tony McKegney	1	1	0	2
Wayne Dillon	2	0	0	2

PLAYER	3GG	4GG	5GG	TOTAL
*Carl Hagelin	1	0	0	1
Chris Drury	1	0	0	1
Bill Fairburn	1	0	0	1
Bill Hicke	1	0	0	1
Bob Brooke	1	0	0	1
Brad Richards	1	0	0	1
Brendan Shanahan	1	0	0	1
Brian Mullen	1	0	0	1
Brian Noonan	1	0	0	1
Bruce MacGregor	1	0	0	1
Buddy O'Connor	1	0	0	1
Butch Keeling	1	0	0	1
Cal Gardner	1	0	0	1
Carol Vadnais	1	0	0	1
*Chris Kreider	1	0	0	1
Clint Smith	1	0	0	1
Dave Creighton	1	0	0	1
Dave Maloney	1	0	0	1
Derek Sanderson	1	0	0	1
Derek Stepan	1	0	0	1
Don Marshall	1	0	0	1
Dutch Hiller	1	0	0	1
Ed Olczyk	1	0	0	1
Ed Slowinski	1	0	0	1
Edgar Laprade	1	0	0	1
Fern Gauthier	1	0	0	1
Gene Carr	1	0	0	1
Guy Lafleur	1	0	0	1
Hank Goldup	1	0	0	1
Jeff Toms	1	0	0	1
Jimmy Bartlett	1	0	0	1
Kelly Kisio	1	0	0	1
Kevin Stevens	1	0	0	1
Mike Allison	1	0	0	1
Mike Ridley	1	0	0	1
Murray Murdoch	1	0	0	1
Nick Mickoski	0	1	0	1
Ozzie Aubuchon	1	0	0	1
Paul Broten	1	0	0	1
Pavel Bure	1	0	0	1
Ray Ferraro	1	0	0	1
Reg Sinclair	1	0	0	1
Reijo Ruotsalainen	1	0	0	1
Rick Middleton	0	1	0	1
Rob McClanahan	1	0	0	1
Ron Greschner	1	0	0	1
Ron Murphy	1	0	0	1
Sergei Nemchinov	1	0	0	1
Ted Irvine	1	0	0	1
Theoren Fleury	1	0	0	1
Tony Amonte	1	0	0	1
Tony Leswick	1	0	0	1
Ulf Dahlen	1	0	0	1
Walt Poddubny	1	0	0	1
Walt Tkaczuk	1	0	0	1
Wayne Gretzky	1	0	0	1

* Denotes players on current roster

ALL-TIME HAT TRICKS

DATE	PLAYER	OPPONENT	SITE	SCORE	GOALTENDER
03/14/14	Carl Hagelin	WPG	Winnipeg	4-2	Ondrej Pavelec (1), Al Montoya (2)
11/30/13	Chris Kreider	VAN	MSG	5-2	Roberto Luongo (2), Eddie Lack (1)
11/2/13	Derek Stepan	CAR	MSG	5-1	Justin Peters
04/19/13	Brad Richards	BUF	MSG	8-4	Ryan Miller (1), Jhonas Enroth (2)
01/27/13	Marian Gaborik	BOS	MSG	4-3	Tuukka Rask
02/11/12	Ryan Callahan	PHI	Philadelphia	5-2	Sergei Bobrovsky
03/06/11	Ryan Callahan (4)	PHI	MSG	7-0	Brian Boucher (3), Sergei Bobrovsky (1)
01/19/11	Marian Gaborik (4)	TOR	MSG	7-0	Jean-Sebastien Giguere (1), Jonas Gustavsson (3)
12/02/10	Marian Gaborik	NYI	Uniondale	6-5	Rick DiPietro
11/14/10	Marian Gaborik	EDM	MSG	8-2	Nikolai Khabibulin
10/09/10	Derek Stepan	BUF	Buffalo	6-3	Ryan Miller
01/31/10	Marian Gaborik	COL	Colorado	3-1	Craig Anderson
11/06/08	Chris Drury	TBL	MSG	5-2	Mike Smith
01/04/07	Martin Straka	PHI	MSG	3-2	Robert Esche
12/03/06	Brendan Shanahan	NYI	MSG	4-7	Rick DiPietro
03/29/06	Martin Straka	NYI	Uniondale	5-1	Rick DiPietro
03/22/06	Jaromir Jagr	PHI	MSG	3-6	Robert Esche
11/12/05	Jaromir Jagr	PIT	Pittsburgh	6-1	Jocelyn Thibault
10/20/05	Jaromir Jagr	NYI	Uniondale	4-5	Rick DiPietro

ALL-TIME HAT TRICKS

DATE	PLAYER	OPPONENT	SITE	SCORE	GOALTENDER
01/13/03	Petr Nedved	TOR	MSG	5-1	Trevor Kidd
12/03/02	Pavel Bure	CLB	MSG	5-3	Marc Denis
03/02/02	Eric Lindros	PHI	MSG	6-5	Roman Cechmanek (1), Brian Boucher (2)
01/23/02	Jeff Toms	BOS	MSG	8-4	Byron Dafoe
11/18/01	Eric Lindros	ATL	MSG	6-2	Milan Hnilicka (1), Damian Rhodes (2)
03/29/01	Radek Dvorak (4)	NYI	Uniondale	6-4	Rick DiPietro
02/17/01	Petr Nedved	TBL	Tampa	5-4	Kevin Weekes
01/06/01	Jan Hlavac	NJD	MSG	5-5	Martin Brodeur
11/01/00	Theoren Fleury	TBL	MSG	6-1	Kevin Weekes
02/25/00	Petr Nedved	BUF	Buffalo	6-3	Dominik Hasek
02/11/00	Jan Hlavac	BOS	MSG	5-2	Byron Dafoe
01/31/00	Radek Dvorak	NSH	MSG	5-1	Mike Dunham
01/24/00	Petr Nedved	ATL	Atlanta	6-3	Scott Fankhouser (1), Norm Maracle (2)
01/08/00	Petr Nedved	TOR	Toronto	5-3	Curtis Joseph
02/28/99	Petr Nedved	PHI	MSG	6-5	John Vanbiesbrouck
11/10/98	Kevin Stevens	TBL	Tampa	10-2	Bill Ranford
10/11/97	Wayne Gretzky	VAN	Vancouver	6-3	Kirk McLean
03/14/97	Adam Graves	OTT	Ottawa	4-3	Ron Tugnutt
02/08/97	Mark Messier	NYI	Uniondale	5-2	Eric Fichaud
11/26/96	Mark Messier	PHO	Phoenix	3-1	Nikolai Khabibulin
10/16/96	Alexei Kovalev	PIT	MSG	8-1	Tom Barrasso (2), Ken Wregget (1)
01/03/96	Ray Ferraro	MON	MSG	7-4	Jocelyn Thibault
12/02/95	Pat Verbeek	OTT	Ottawa	4-2	Don Beaupre
11/21/95	Pat Verbeek	PIT	MSG	9-4	Tom Barrasso
11/06/95	Mark Messier	CGY	MSG	4-2	Rick Tabaracci
03/01/95	Brian Noonan	HFD	Hartford	5-2	Jeff Reese
01/30/95	Adam Graves	OTT	MSG	6-2	Don Beaupre
02/02/94	Adam Graves	NYI	MSG	4-4	Ron Hextall
01/31/94	Mike Gartner	PIT	MSG	5-3	Ken Wregget
03/24/93	Ed Olczyk	PHI	MSG	4-5	Tommy Soderstrom
01/29/93	Sergei Nemchinov	BUF	Buffalo	4-6	Tom Draper
12/27/92	Alexei Kovalev	BOS	MSG	6-5	Andy Moog
11/25/92	Adam Graves	PIT	Pittsburgh	11-3	Ken Wregget (2), Tom Barrasso (1)
04/16/92	Darren Turcotte	PIT	MSG	7-1	Ken Wregget (2), Wendell Young (1)
03/22/92	Mark Messier (4)	NJD	MSG	6-3	Chad Erickson
03/14/92	Tony Amonte	STL	St. Louis	6-0	Pat Jablonski
03/11/92	Mike Gartner	CHI	MSG	7-1	Dominik Hasek
03/01/92	Paul Broten	HFD	MSG	9-4	Kay Whitmore
02/14/92	Adam Graves	NYI	MSG	9-2	Mark Fitzpatrick
12/13/91	Mark Messier	WAS	Washington	5-3	Don Beaupre (2), empty net (1)
11/19/91	Mark Messier	VAN	Vancouver	4-3	Kirk McLean
03/30/91	Darren Turcotte	DET	Detroit	5-6	Tim Cheveldae
02/26/90	Darren Turcotte	BOS	MSG	6-1	Rejean Lemelin (2), Andy Moog (1)
03/01/89	Darren Turcotte	TOR	MSG	7-4	Allan Bester
02/27/89	Guy Lafleur	LAK	MSG	6-4	Glenn Healy
01/18/89	Tony Granato	CHI	Chicago	6-4	Ed Belfour
01/14/89	Tony Granato	PIT	Pittsburgh	4-4	Tom Barrasso
10/30/88	Tony Granato (4)	PIT	MSG	9-2	Steve Guenette (1), Frank Pietrangelo (2)
10/19/88	Brian Mullen	WAS	MSG	5-1	Clint Malarchuk
10/23/87	Ulf Dahlen	CHI	MSG	7-3	Darren Pang
03/04/87	Tomas Sandstrom	NYI	MSG	7-5	Billy Smith
02/24/87	Tony McKegney	BUF	Buffalo	6-3	Tom Barrasso
02/01/87	Pierre Larouche	BOS	MSG	5-4	Bill Ranford
01/14/87	Tomas Sandstrom	CGY	Calgary	8-5	Rejean Lemelin (1), Mike Vernon (2)
01/11/87	Tomas Sandstrom (4)	VAN	MSG	8-3	Richard Brodeur
12/31/86	Tomas Sandstrom	NYI	MSG	4-3 (OT)	Kelly Hrudey
12/26/86	Kelly Kisio	NJD	New Jersey	7-4	Kirk McLean (2), Alain Chevrier (1)
12/17/86	Mike Ridley	WAS	MSG	6-1	Bob Mason
12/05/86	Walt Poddubny	WIN	Winnipeg	6-3	Eldon Reddick
11/21/86	Tony McKegney (4)	VAN	Vancouver	8-5	Richard Brodeur (1), Wendell Young (3)
11/20/85	Bob Brooke	TOR	MSG	7-3	Don Edwards
02/22/85	Peter Sundstrom	PIT	Pittsburgh	8-3	Brian Ford
10/25/84	Anders Hedberg	NJD	New Jersey	11-2	Hannu Kamppuri (2), Ron Low (1)
03/22/84	Pierre Larouche	NJD	New Jersey	5-3	Glenn Resch
01/25/84	Pierre Larouche	PIT	Pittsburgh	6-3	Roberto Romano (2), Michel Dion (1)
01/18/84	Pierre Larouche	STL	MSG	6-2	Michel Larocque
01/16/84	Peter Sundstrom	DET	MSG	8-5	Corrado Micalef
02/23/83	Mark Pavelich (5)	HAR	MSG	11-3	Greg Millen
11/24/82	Rob McClanahan	MIN	MSG	8-5	Don Beaupre
11/21/82	Mark Pavelich	NYI	MSG	7-3	Billy Smith (1), Roland Melanson (2)
11/20/82	Mike Rogers	TOR	Toronto	6-3	Mike Palmateer
03/17/82	Reijo Ruotsalainen	PHI	MSG	5-2	Pelle Lindbergh
02/02/82	Mike Rogers	VAN	Vancouver	4-3	Glen Hanlon
12/27/81	Ron Duguay	PIT	MSG	5-3	Paul Harrison
03/22/84	Pierre Larouche	NJD	New Jersey	5-3	Glenn Resch
01/25/84	Pierre Larouche	PIT	Pittsburgh	6-3	Roberto Romano (2), Michel Dion (1)
01/18/84	Pierre Larouche	STL	MSG	6-2	Michel Larocque
01/16/84	Peter Sundstrom	DET	MSG	8-5	Corrado Micalef
02/23/83	Mark Pavelich (5)	HAR	MSG	11-3	Greg Millen
11/24/82	Rob McClanahan	MIN	MSG	8-5	Don Beaupre
11/21/82	Mark Pavelich	NYI	MSG	7-3	Billy Smith (1), Roland Melanson (2)
11/20/82	Mike Rogers	TOR	Toronto	6-3	Mike Palmateer
03/17/82	Reijo Ruotsalainen	PHI	MSG	5-2	Pelle Lindbergh
02/02/82	Mike Rogers	VAN	Vancouver	4-3	Glen Hanlon
12/27/81	Ron Duguay	PIT	MSG	5-3	Paul Harrison
11/05/81	Ron Duguay	PHI	Philadelphia	6-2	Rick St. Croix
02/21/81	Don Maloney	WAS	MSG	6-4	Mike Palmateer
02/04/81	Don Maloney	NYI	MSG	9-3	Billy Smith
11/16/80	Anders Hedberg	HAR	MSG	7-3	Ken Holland
10/26/80	Anders Hedberg (4)	DET	MSG	7-6	Gilles Gilbert

ALL-TIME HAT TRICKS

DATE	PLAYER	OPPONENT	SITE	SCORE	GOALTENDER
10/11/80	Mike Allison	TOR	Toronto	8-3	Jiri Crha
03/31/80	Don Maloney	DET	MSG	7-5	Rogie Vachon
03/15/80	Ulf Nilsson	TOR	Toronto	8-4	Mike Palmateer (2), Jiri Crha (1)
03/09/80	Dave Maloney	MIN	MSG	4-2	Gilles Meloche
01/22/80	Ron Duguay	LAK	Los Angeles	5-4	Ron Grahame
01/06/80	Don Maloney	ATL	MSG	5-5	Dan Bouchard
10/18/79	Phil Esposito	VAN	MSG	6-3	Glen Hanlon
03/15/79	Phil Esposito (4)	BOS	Boston	7-4	Jim Pettie
02/18/79	Phil Esposito	WAS	MSG	6-6	Gary Inness
01/21/79	Ulf Nilsson	PHI	MSG	5-5	Bernie Parent
01/14/79	Don Murdoch	ATL	Atlanta	6-4	Dan Bouchard
01/05/79	Ulf Nilsson	VAN	MSG	6-4	Dunc Wilson
11/15/78	Pat Hickey	CHI	MSG	8-1	Tony Esposito
03/24/78	Ron Duguay	WAS	Washington	11-4	Bernie Wolfe (1), Jim Bedard (2)
03/24/78	Phil Esposito	WAS	Washington	11-4	Bernie Wolfe
03/22/78	Ron Greschner	STL	St. Louis	6-1	Phil Myre
03/08/78	Don Murdoch	CLE	MSG	6-1	Gilles Meloche
02/23/78	Pat Hickey	CHI	MSG	6-2	Eddie Johnston
12/18/77	Ron Duguay	DET	MSG	6-2	Ron Low
11/30/77	Phil Esposito	STL	St. Louis	4-0	Ed Staniowski
10/26/77	Steve Vickers (4)	STL	MSG	6-2	Ed Staniowski
01/09/77	Phil Esposito	LAK	MSG	4-5	Rogie Vachon
12/08/76	Wayne Dillon	STL	MSG	4-4	Eddie Johnston
10/12/76	Don Murdoch (5)	MIN	Minnesota	10-4	Gary Smith
03/13/76	Wayne Dillon	VAN	Vancouver	7-3	Gary Smith
02/18/76	Steve Vickers	WAS	Washington	11-4	Ron Low
02/07/76	Rod Gilbert (4)	DET	Detroit	5-4	Doug Grant
01/04/76	Carol Vadnais	TOR	MSG	8-6	Wayne Thomas
03/30/75	Steve Vickers (4)	KC	MSG	8-2	Peter McDuffe
03/02/75	Greg Polis	PIT	MSG	6-8	Michel Plasse
02/15/75	Greg Polis (4)	MIN	Minnesota	9-2	Pete LoPresti
02/02/75	Rod Gilbert (4)	DET	MSG	5-5	Jim Rutherford
01/08/75	Brad Park	KC	Kansas City	6-1	Michel Plasse
12/18/74	Derek Sanderson	MIN	MSG	7-0	Cesare Maniago
11/17/74	Rick Middleton (4)	CAL	MSG	10-0	Gary Simmons
11/06/74	Rod Gilbert	CAL	Oakland	7-3	Gary Simmons
10/23/74	Bill Fairbairn	STL	MSG	5-1	Eddie Johnston
02/06/74	Steve Vickers	NYI	MSG	6-0	Billy Smith
11/24/73	Jean Ratelle	LAK	MSG	5-5	Rogie Vachon
02/04/73	Pete Stemkowski	ATL	MSG	6-0	Phil Myre
02/03/73	Walt Tkaczuk	BOS	Boston	7-3	Eddie Johnston
01/11/73	Pete Stemkowski	BUF	Buffalo	4-2	Dave Dryden (2), empty net (1)
12/31/72	Jean Ratelle	STL	MSG	6-1	Bob Johnson (2), Jacques Caron (1)
12/17/72	Gene Carr	PIT	MSG	9-1	Denis Herron
11/15/72	Steve Vickers	PHI	MSG	5-1	Michel Belhumeur
11/12/72	Steve Vickers	LAK	MSG	7-3	Gary Edwards
02/15/72	Jean Ratelle	VAN	Vancouver	5-1	Dunc Wilson
02/12/72	Brad Park	PIT	Pittsburgh	8-3	Rutherford
01/05/72	Jean Ratelle	STL	MSG	9-1	Ernie Wakely
12/12/71	Brad Park	PIT	MSG	6-1	Jim Rutherford
11/21/71	Jean Ratelle (4)	CAL	MSG	12-1	Gilles Meloche
03/07/71	Ted Irvine	LAK	MSG	4-2	Denis DeJordy
03/03/71	Bruce MacGregor	CAL	MSG	8-1	Gary Smith
01/24/71	Dave Balon (4)	MIN	MSG	6-2	Gilles Gilbert
12/22/70	Dave Balon	BUF	Buffalo	7-2	Roger Crozier
04/05/70	Dave Balon	DET	MSG	9-5	Roger Crozier
02/01/70	Dave Balon	PIT	MSG	6-0	Al Smith
11/02/69	Vic Hadfield	STL	MSG	6-4	Ernie Wakely
10/20/68	Phil Goyette	LAK	MSG	7-0	Wayne Rutledge (1), Gerry Desjardins (2)
03/20/68	Bob Nevin	CHI	Chicago	5-3	Dave Dryden
02/24/68	Rod Gilbert (4)	MON	Montreal	6-1	Rogie Vachon
01/07/68	Jean Ratelle	TOR	MSG	6-2	Bruce Gamble
12/17/67	Rod Gilbert	STL	MSG	5-3	Seth Martin
03/29/67	Don Marshall	DET	MSG	10-5	Roger Crozier (1), George Gardner (2)
03/29/67	Rod Gilbert	DET	MSG	10-5	Roger Crozier (1), George Gardner (2)
10/22/66	Rod Gilbert	TOR	Toronto	4-4	Johnny Bower
12/26/65	Bob Nevin	BOS	MSG	6-4	Bernie Parent
12/18/65	Earl Ingarfield	TOR	Toronto	4-8	Johnny Bower
01/17/65	Camille Henry	DET	Detroit	4-2	Roger Crozier
01/09/65	Bill Hicke	MON	Montreal	6-5	Charlie Hodge
10/30/63	Phil Goyette	BOS	MSG	4-3	Eddie Johnston
02/24/68	Rod Gilbert (4)	MON	Montreal	6-1	Rogie Vachon
01/07/68	Jean Ratelle	TOR	MSG	6-2	Bruce Gamble
12/17/67	Rod Gilbert	STL	MSG	5-3	Seth Martin
03/29/67	Don Marshall	DET	MSG	10-5	Roger Crozier (1), George Gardner (2)
03/29/67	Rod Gilbert	DET	MSG	10-5	Roger Crozier (1), George Gardner (2)
10/22/66	Rod Gilbert	TOR	Toronto	4-4	Johnny Bower
12/26/65	Bob Nevin	BOS	MSG	6-4	Bernie Parent
12/18/65	Earl Ingarfield	TOR	Toronto	4-8	Johnny Bower
01/17/65	Camille Henry	DET	Detroit	4-2	Roger Crozier
01/09/65	Bill Hicke	MON	Montreal	6-5	Charlie Hodge
10/30/63	Phil Goyette	BOS	MSG	4-3	Eddie Johnston
03/20/63	Vic Hadfield	BOS	MSG	5-1	Eddie Johnston
02/28/63	Andy Bathgate	CHI	Chicago	6-1	Glenn Hall
02/26/63	Camille Henry	DET	Detroit	4-3	Terry Sawchuk
12/16/62	Andy Hebenton	DET	MSG	5-2	Terry Sawchuk
12/23/61	Camille Henry	CHI	MSG	7-3	Glenn Hall
11/19/61	Earl Ingarfield	TOR	MSG	5-3	Johnny Bower
10/12/61	Andy Bathgate	BOS	MSG	6-3	Don Head
03/05/61	Camille Henry	DET	MSG	8-3	Terry Sawchuk

ALL-TIME HAT TRICKS

DATE	PLAYER	OPPONENT	SITE	SCORE	GOALTENDER
01/22/61	Dean Prentice	DET	Detroit	5-3	Hank Bassen
11/23/60	Andy Bathgate	BOS	MSG	6-3	Bruce Gamble
03/19/60	Dean Prentice	DET	Detroit	3-6	Terry Sawchuk
12/06/59	Jimmy Bartlett	TOR	MSG	6-0	Johnny Bower
03/11/59	Andy Bathgate	CHI	MSG	3-5	Glenn Hall
03/08/59	Andy Hebenton	DET	MSG	4-2	Terry Sawchuk
11/19/58	Dean Prentice (4)	TOR	MSG	7-4	Johnny Bower
03/12/58	Dave Creighton	CHI	Chicago	3-2	Glenn Hall
01/08/58	Camille Henry	TOR	MSG	5-5	Ed Chadwick
12/16/56	Andy Bathgate	MON	MSG	4-2	Jacques Plante
11/24/55	Wally Hergesheimer	BOS	Boston	5-0	Terry Sawchuk
10/07/55	Ron Murphy	CHI	Chicago	7-4	Al Rollins
12/30/54	Dean Prentice	BOS	MSG	6-1	John Henderson
03/13/54	Camille Henry (4)	DET	Detroit	5-2	Terry Sawchuk
03/03/54	Don Raleigh	TOR	MSG	3-3	Harry Lumley
11/13/52	Wally Hergesheimer (4)	CHI	MSG	5-2	Al Rollins
10/22/52	Wally Hergesheimer	BOS	MSG	3-3	Sugar Jim Henry
03/12/52	Wally Hergesheimer	CHI	MSG	10-2	Harry Lumley
02/10/52	Ed Slowinski	TOR	MSG	3-4	Al Rollins
03/25/51	Reg Sinclair	CHI	MSG	5-2	Harry Lumley
03/11/51	Don Raleigh	MON	MSG	5-5	Gerry McNeil
12/24/50	Nick Mickoski (4)	CHI	MSG	6-1	Harry Lumley
03/08/50	Don Raleigh	CHI	Chicago	4-2	Frank Brimsek
11/20/49	Tony Leswick	CHI	Chicago	5-2	Frank Brimsek
02/25/48	Don Raleigh (4)	CHI	MSG	4-7	Emile Francis
12/11/47	Phil Watson	MON	Montreal	4-2	Bill Durnan
11/02/47	Buddy O'Connor	TOR	MSG	7-4	Turk Broda
02/26/47	Grant Warwick	CHI	MSG	7-9	Emile Francis
02/19/47	Grant Warwick	BOS	MSG	6-0	Frank Brimsek
12/08/46	Cal Gardner	BOS	Boston	6-4	Frank Brimsek
02/27/46	Edgar Laprade	TOR	Toronto	6-4	Turk Broda
12/19/45	Hank Goldup	BOS	Boston	7-8	Frank Brimsek
03/04/44	Fern Gauthier	BOS	Boston	9-10	Bert Gardiner
01/09/44	Dutch Hiller	MON	MSG	5-6	Bill Durnan
12/25/43	Ozzie Aubuchon	TOR	Toronto	5-3	Paul Bibeault
11/08/42	Grant Warwick	MON	Montreal	4-10	Paul Bibeault
02/07/42	Lynn Patrick	TOR	Toronto	4-6	Turk Broda
01/25/42	Grant Warwick	DET	MSG	11-2	Johnny Mowers
02/07/42	Lynn Patrick	TOR	Toronto	4-6	Turk Broda
01/25/42	Grant Warwick	DET	MSG	11-2	Johnny Mowers
01/13/42	Alex Shibicky	NYA	MSG	9-2	Chuck Rayner
12/31/41	Bryan Hextall	NYA	Brooklyn	4-3	Chuck Rayner
12/11/41	Lynn Patrick	NYA	MSG	5-3	Chuck Rayner
01/05/41	Phil Watson	NYA	MSG	6-2	Earl Robertson
12/15/40	Bryan Hextall	NYA	MSG	6-3	Earl Robertson
01/23/40	Lynn Patrick	NYA	MSG	5-3	Earl Robertson
12/22/38	Alex Shibicky	MON	Montreal	5-2	Claude Bourque
12/08/38	Clint Smith	MON	Montreal	6-5	Claude Bourque
02/01/38	Alex Shibicky	CHI	MSG	6-1	Mike Karakas
12/29/36	Butch Keeling	NYA	MSG	5-1	Roy Worters
12/12/36	Cecil Dillon	TOR	Toronto	5-3	Turk Broda
02/04/36	Cecil Dillon	DET	MSG	4-4	Norman Smith
02/12/35	Cecil Dillon	STL	St. Louis	5-1	Bill Beveridge
01/22/35	Frank Boucher	MON	Montreal	7-0	Wilf Cude
01/25/34	Bun Cook	OTT	Ottawa	6-3	Bill Beveridge
03/12/33	Bill Cook (4)	NYA	MSG	8-2	Roy Worters
01/28/33	Cecil Dillon (4)	OTT	Ottawa	9-2	Alex Connell
11/29/31	Bill Cook	CHI	Chicago	5-0	Chuck Gardiner
02/26/31	Bill Cook	TOR	MSG	4-1	Lorne Chabot
12/25/30	Bun Cook	OTT	Ottawa	4-1	Alex Connell
12/23/30	Bill Cook	MON	MSG	5-1	George Hainsworth
12/04/30	Bill Cook	MON	Montreal	4-5	George Hainsworth
01/23/30	Bun Cook	OTT	MSG	6-3	Alex Connell
01/05/30	Frank Boucher	PIT	MSG	8-3	Joe Miller
12/17/29	Bun Cook	NYA	MSG	6-2	Roy Worters
11/17/29	Bill Cook	DET	MSG	5-5	Clarence Dolson
01/10/29	Bill Cook	OTT	Ottawa	9-3	Alex Connell
03/21/28	Frank Boucher	CHI	Chicago	6-1	Chuck Gardiner
03/18/28	Frank Boucher	NYA	MSG	7-3	Jake Forbes
01/29/28	Bill Cook	NYA	MSG	7-0	Joe Miller
12/04/27	Frank Boucher	DET	Detroit	3-1	Harry Holmes
03/26/27	Frank Boucher	BOS	Boston	3-4 (OT)	Hal Winkler
03/22/27	Bill Cook	PIT	MSG	4-1	Roy Worters
02/12/27	Bill Cook	PIT	Pittsburgh	3-2 (OT)	Roy Worters
01/16/27	Murray Murdoch	CHI	MSG	5-4	Hugh Lehman
11/20/26	Bill Cook	TOR	Toronto	5-1	John Ross Roach

ALL-TIME SHUTOUTS

GOALTENDER	REGULAR SEASON	PLAYOFF	TOTAL
*Lundqvist	50	9	59
Giacomin	49	1	50
Kerr	40	7	47
Roach	30	5	35
Richter	24	9	33
Rayner	24	1	25
Worsley	24	0	24
Chabot	21	2	23
Vanbiesbrouck	16	2	18
Aitkenhead	11	3	14
Villemure	13	0	13
Davidson	7	1	8
Dunham	7	0	7
Healy	6	0	6
Bower	5	0	5
Plante	5	0	5
Thomas	5	0	5
Henry	4	1	5

*Denotes players on current roster

GOALTENDER	REGULAR SEASON	PLAYOFF	TOTAL
Valiquette	4	0	4
*Talbot	3	0	3
Baker	3	0	3
Maniago	2	0	2
Biron	2	0	2
Markkanen	2	0	2
Mio	2	0	2
Paille	2	0	2
Winkler	2	0	2
Hanlon	1	1	2
Blackburn	1	0	1
Beveridge	1	0	1
Froese	1	0	1
McAuley	1	0	1
McCartan	1	0	1
Sawchuk	1	0	1
Soetaert	1	0	1
Weeks	1	0	1
Miller	0	1	1

MOST DECISIVE VICTORIES

HOME		
SCORE	OPPONENT	DATE
12-1	vs. California	Nov. 21, 1971
10-0	vs. California	Nov. 17, 1974
9-0	vs. Montreal	Feb. 4, 1940
9-0	vs. Montreal	Jan. 30, 1949
9-0	vs. Boston	Feb. 23, 1969
9-0	vs. New Jersey	Mar. 31, 1986
11-2	vs. Detroit	Jan. 25, 1942
8-0	vs. Los Angeles	Jan. 9, 1972
9-1	vs. St. Louis	Jan. 5, 1972
9-1	vs. Pittsburgh	Dec. 17, 1972
10-2	vs. Chicago	Mar. 12, 1952
10-2	vs. Edmonton	Oct. 24, 1979
10-2	vs. Detroit	Dec. 23, 1985
11-3	vs. Hartford	Feb. 23, 1983

ROAD		
SCORE	OPPONENT	DATE
11-2	at New Jersey	Oct. 25, 1984
11-3	at Pittsburgh	Nov. 25, 1992
10-2	at Tampa Bay	Nov. 10, 1998
7-0	at NY Americans	Jan. 29, 1928
7-0	at Montreal	Jan. 22, 1935
7-0	at NY Americans	Feb. 2, 1939
7-0	at Toronto	Mar. 22, 1958
8-1	at Oakland	Nov. 7, 1969
8-1	at California	Nov. 5, 1971
8-1	at Minnesota	Dec. 30, 1974
9-2	at Ottawa	Jan. 28, 1933
9-2	at Minnesota	Feb. 15, 1975
11-4	at Minnesota	Dec. 4, 1976
11-4	at Washington	Mar. 24, 1978

MOST DECISIVE DEFEATS

HOME		
SCORE	OPPONENT	DATE
3-13	Boston	Jan. 2, 1944
0-9	Detroit	Dec. 6, 1950
1-10	Toronto	Mar. 21, 1965
0-8	Toronto	Mar. 9, 1944
0-8	Chicago	Apr. 2, 1967

ROAD		
SCORE	OPPONENT	DATE
0-15	at Detroit	Jan. 23, 1944
1-14	at Toronto	Mar. 16, 1957
3-14	at Boston	Jan. 21, 1945
2-12	at Detroit	Feb. 3, 1944
2-10	at Dallas	Feb. 6, 2009

ALL-TIME 10-GOAL GAMES

DATE	SCORE	OPPONENT
Mar. 16, 1939	11-5	at NY Americans
Jan. 25. 1942	11-2	vs. Detroit
Mar. 12, 1952	10-2	vs. Chicago
Mar. 29, 1967	10-5	vs. Detroit
Nov. 21, 1971	12-1	vs. California
Nov. 17, 1974	10-0	vs. California
Feb. 19, 1976	11-4	vs. Washington
Oct. 12, 1976	10-4	at Minnesota
Dec. 4, 1976	11-4	at Minnesota
Mar. 24, 1978	11-4	at Washington
Oct. 24, 1979	10-2	vs. Edmonton
Feb. 23, 1983	11-3	vs. Hartford
Oct. 25, 1984	11-2	at New Jersey
Dec. 23, 1985	10-2	vs. Detroit
Nov. 25, 1992	11-3	at Pittsburgh
Dec. 13, 1992	10-5	vs. Montreal
Nov. 10, 1998	10-2	at Tampa Bay

ALL-TIME 10-GOAL GAMES VS. RANGERS

DATE	SCORE	OPPONENT
Nov. 5, 1942	5-12	at Detroit
Nov. 8, 1942	4-10	at Montreal
Jan. 28, 1943	1-10	at Chicago
Mar. 16, 1943	5-11	at Boston
Nov. 11, 1943	5-10	at Chicago
Dec. 4, 1943	4-11	at Toronto
Jan. 2, 1944	3-13	vs. Boston
Jan. 23, 1944	0-15	at Detroit
Feb. 3, 1944	2-12	at Detroit
Mar. 4, 1944	9-10	at Boston
Mar. 18, 1944	2-11	at Montreal
Nov. 2, 1944	3-10	at Detroit
Dec. 21, 1944	3-11	at Detroit
Jan. 21, 1945	3-14	at Boston
Mar. 11, 1945	5-11	vs. Montreal
Feb. 19, 1955	2-10	at Montreal
Mar. 16, 1957	1-14	at Toronto
Jan. 21, 1960	2-11	at Montreal
Mar. 21, 1965	1-10	vs. Toronto
Nov. 15, 1973	2-10	at Boston
Dec. 19, 1974	3-11	at Boston
Apr. 3, 1976	2-10	at NY Islanders
Mar. 10, 1977	3-10	at Boston
Nov. 13, 1979	5-10	at NY Islanders
Nov. 17, 1984	4-10	at NY Islanders
Feb. 25, 1985	5-12	vs. Winnipeg
Mar. 7, 1985	5-11	at Calgary
Dec. 4, 1988	6-10	at Edmonton
Feb. 17, 1989	6-10	vs. Toronto
Dec. 31, 1992	6-11	at Buffalo
Mar. 6, 1993	2-10	at Quebec
Apr. 9, 1993	4-10	vs. Pittsburgh
Feb. 6, 2009	2-10	at Dallas

ALL-TIME 0-0 GAMES

DATE	OPPONENT/SITE	GOALTENDERS
Mar. 5, 1927	vs. Montreal at Montreal (Maroons)	Lorne Chabot and Clint Benedict
Feb. 7, 1928	vs. Ottawa at MSG	Lorne Chabot and Alex Connell
Feb. 9, 1928	vs. Ottawa at Ottawa	Lorne Chabot and Alex Connell
Feb. 26, 1928	vs. Detroit at Detroit	Lorne Chabot and Hap Holmes
Dec. 6, 1928	vs. Pittsburgh at Pittsburgh (Pirates)	John Ross Roach and Joe Miller
Jan. 6, 1929	vs. NY Americans at Americans	John Ross Roach and Roy Worters
Jan. 19, 1929	vs. Montreal at Montreal	John Ross Roach and George Hainsworth
Feb. 28, 1929	vs. Chicago at Chicago	John Ross Roach and Charlie Gardiner
Nov. 18, 1930	vs. NY Americans at MSG	John Ross Roach and Roy Worters
Mar. 15, 1931	vs. NY Americans at MSG	John Ross Roach and Roy Worters
Dec. 7, 1933	vs. Montreal at MSG	Andy Aitkenhead and Lorne Chabot
Dec. 21, 1933	vs. Ottawa at MSG	Andy Aitkenhead and Bill Beveridge
Dec. 30, 1934	vs. Boston at MSG	Dave Kerr and Tiny Thompson
Feb. 24, 1935	vs. Boston at MSG	Dave Kerr and Tiny Thompson
Jan. 5, 1936	vs. NY Americans at New York (NY Americans)	Dave Kerr and Roy Worters
Mar. 3, 1936	vs. Toronto at MSG	Dave Kerr and George Hainsworth
Mar. 10, 1936	vs. Montreal at Montreal (Maroons)	Dave Kerr and Lorne Chabot
Dec. 8, 1936	vs. Chicago at MSG	Dave Kerr and Mike Karakas
Dec. 17, 1939	vs. Detroit at Detroit	Dave Kerr and Tiny Thompson
Mar. 14, 1940	vs. Boston at MSG	Dave Kerr and Frank Brimsek
Jan. 7, 1945	vs. Chicago at MSG	Ken McAuley and Mike Karakas
Dec. 31, 1945	vs. Montreal at MSG	Chuck Rayner and Bill Durnan
Dec. 24, 1949	vs. Montreal at Montreal	Chuck Rayner and Bill Durnan
Oct. 22, 1950	vs. Boston at Boston	Chuck Rayner and Jack Gelineau
Mar. 5, 1954	vs. Chicago at Chicago	Johnny Bower and Al Rollins
Jan. 12, 1955	vs. Toronto at MSG	Lorne Worsley and Harry Lumley
Dec. 8, 1956	vs. Toronto at Toronto	Lorne Worsley and Ed Chadwick
Mar. 8, 1964	vs. Montreal at MSG	Jacques Plante and Charlie Hodge
Mar. 8, 1970	vs. Pittsburgh at MSG	Ed Giacomin and Al Smith
Mar. 30, 1981	vs. Philadelphia at MSG	Steve Baker and Rick St. Croix
Dec. 9, 1989	vs. NY Islanders at NY Islanders	John Vanbiesbrouck and Mark Fitzpatrick
Feb. 28, 1995	vs. Florida at MSG	Mike Richter and John Vanbiesbrouck
Oct. 27, 1998	vs. Buffalo at MSG	Mike Richter and Dominik Hasek
Oct. 16, 2003	vs. Atlanta at MSG	Mike Dunham and Pasi Nurminen
Oct. 20, 2007	vs. Boston at Boston (0-1, SO)	Manny Fernandez and Henrik Lundqvist
Mar. 9. 2008	vs. Boston at MSG (1-0, SO)	Henrik Lundqvist and Alex Auld
Oct. 17, 2008	vs. Toronto at MSG (1-0, SO)	Steve Valiquette and Vesa Toskala
Jan. 12, 2010	vs. New Jersey at MSG (0-1, SO)	Martin Brodeur and Henrik Lundqvist
Feb. 1, 2012	vs. Buffalo at Buffalo (1-0, SO)	Henrik Lundqvist and Ryan Miller

ALL-TIME PENALTY SHOTS

PLAYER	DATE	SCORE	GOALTENDER	RESULT
Bun Cook	11/18/34	St. Louis 0 at NYR 5	Bill Beveridge	Save
Bun Cook	12/8/34	NYR 5 at Toronto 2	George Hainsworth	Save
Bert Connolly	1/24/35	Chicago 3 at NYR 3	Lorne Chabot	Save
Bert Connolly	1/31/35	NYR 3 at Toronto 2	George Hainsworth	Save
Bert Connolly	1/16/36	Toronto 0 at NYR 1	George Hainsworth	Goal
Neil Colville	12/16/37	Americans 0 at NYR 2	Earl Robertson	Save
Alex Shibicky	2/1/38	Chicago 1 at NYR 6	Mike Karakas	Goal
Alex Shibicky	12/8/38	NYR 6 at Canadiens 5	Claude Bourque	Save
Mac Colville	12/27/41	NYR 4 at Montreal 3	Paul Bibeault	Goal
Ab DeMarco, Sr.	2/19/44	NYR 2 at Canadiens 5	Bill Durnan	Save
Chuck Scherza	11/30/44	NYR 7 at Montreal 5	Bill Durnan	Goal
Fred Thurier	1/18/45	NYR 3 at Detroit 7	Harry Lumley	Goal
Alex Shibicky	11/25/45	NYR 4 at Detroit 1	Harry Lumley	Goal
Danny Lewicki	10/24/56	Montreal 2 at NYR 3	Gerry McNeil	Goal
Andy Bathgate	3/14/62	Detroit 2 at NYR 3	Hank Bassen	Goal
Andy Hebenton	3/21/63	NYR 2 at Boston 2	Eddie Johnston	Save
Don Marshall	11/3/63	Montreal 5 at NYR 3	Charlie Hodge	Save
Rod Gilbert	11/27/63	Detroit 2 at NYR 3	Terry Sawchuk	Goal
Bob Nevin	11/5/66	NYR 1 at Toronto 3	Terry Sawchuk	Goal
Greg Polis	2/1/76	Minnesota 2 at NYR 3	Cesare Maniago	Save
Don Murdoch	11/3/76	NYR 6 at Vancouver 1	Curt Ridley	Goal
Bill Goldsworthy	11/14/76	Pittsburgh 5 at NYR 1	Dunc Wilson	Save
Don Murdoch	1/9/77	Los Angeles 5 at NYR 4	Rogie Vachon	Save
Don Murdoch	1/28/78	NYR 2 at Islanders 6	Glenn Resch	Save
Claude Larose	1/7/80	Hartford 2 at NYR 5	Al Smith	Save
Ron Greschner	10/28/80	NYR 4 at St. Louis 5	Mike Liut	Goal
Mike Rogers	12/5/81	NYR 2 at Colorado 1	Glenn Resch	Save
Pierre Larouche	2/16/86	Detroit 1 at NYR 3	Corrado Micalef	Save
Mike Ridley	2/16/86	Detroit 1 at NYR 3	Corrado Micalef	Save
Peter Sundstrom	3/2/86	Washington 4 at NYR 2	Al Jensen	Goal
Jan Erixon	10/24/87	NYR 5 at Philadelphia 3	Mark Laforest	Goal
Guy Lafleur	11/29/88	NYR 4 at Winnipeg 3	Eldon Reddick	Save
Lindy Ruff	11/26/89	Quebec 1 at NYR 3	Mario Brunetta	Goal
Kelly Kisio	2/26/90	Boston 1 at NYR 6	Rejean Lemelin	Save
Darren Turcotte	12/29/91	Pittsburgh 6 at NYR 3	Wendell Young	Save
Paul Broten	1/16/92	Calgary 4 at NYR 6	Mike Vernon	Goal
Alexei Kovalev	10/5/93	Boston 4 at NYR 3	Jon Casey	Save
Steve Larmer	1/16/94	NYR 5 at Chicago 1	Ed Belfour	Goal
Tony Amonte	1/27/94	NYR 5 at Los Angeles 4	Kelly Hrudey	Save
Mike Keane	10/24/97	Tampa Bay 3 at NYR 4	Corey Schwab	Goal
Kevin Stevens	3/22/98	NYR 4 at Philadelphia 5	Sean Burke	Save
John MacLean	1/10/99	Tampa Bay 2 at NYR 5	Bill Ranford	Goal
Radek Dvorak	3/13/00	Dallas 4 at NYR 3	Manny Fernandez	Save
Manny Malhotra	1/14/02	Columbus 2 at NYR 2	Marc Denis	Save
Pavel Bure	10/19/02	Nashville 2 at NYR 2	Tomas Vokoun	Goal
Pavel Bure	3/13/03	NYR 2 at Ottawa 3	Patrick Lalime	Goal
Jan Hlavac	11/6/03	NYR 3 at Carolina 6	Kevin Weekes	Goal
Matthew Barnaby	2/16/04	NYR 1 at Ottawa 4	Patrick Lalime	Save
Michael Nylander	10/5/05	NYR 5 at Philadelphia 3	Robert Esche	Save
Martin Straka	2/2/06	NYR 5 at Islanders 2	Rick DiPietro	Goal
Jason Ward	3/8/06	NYR 2 at Atlanta 3	Kari Lehtonen	Save
Martin Straka	3/14/06	NYR 3 at Carolina 5	Martin Gerber	Save
Karel Rachunek	12/30/06	Washington 1 at NYR 4	Olif Kolzig	Save
Jed Ortmeyer	1/13/07	Boston 1 at NYR 3	Tim Thomas	Goal
Brendan Shanahan	1/29/07	NYR 6 at Boston 1	Hannu Toivonen	Goal
Chris Drury	11/08/08	NYR 1 at Washington 3	Brent Johnson	Save
Michal Rozsival	12/17/08	NYR 3 at Los Angeles 2	Jason LaBarbera	Goal
Lauri Korpikoski	3/21/09	Buffalo 3 at NYR 5	Patrick Lalime	Save
Ryan Callahan	12/6/09	Detroit 3 at NYR 1	Jimmy Howard	Save
Sean Avery	2/14/10	Tampa Bay 2 at NYR 5	Mike Smith	Goal
Marian Gaborik	10/11/10	NYR 9 at NYI 6	Rick DiPietro	Save
Ryan Callahan	10/31/10	NYR 2 at TOR 0	Jean-Sébastien Giguère	Goal
Marian Gaborik	2/11/11	NYR 2 at ATL 3	Ondrej Pavelec	Save
Marian Gaborik	1/10/12	Phoenix 1 at NYR 2	Mike Smith	Save
Marian Gaborik	3/14/13	NYR 1 at Winnipeg 3	Ondrej Pavelec	Save
Chris Kreider	11/19/13	Boston 2 at NYR 1	Tuukka Rask	Save
Rick Nash	11/21/13	Dallas 2 at NYR 3	Kari Lehtonen	Save
Derek Stepan	1/26/14	NYR 7 at New Jersey 3	Corey Schneider	Goal

ALL-TIME PENALTY SHOTS VS. RANGERS

PLAYER, TEAM	DATE	SCORE	GOALTENDER	RESULT
Ebbie Goodfellow, Detroit	11/15/34	NYR 2 at Detroit 8	Percy Jackson	Save
Armand Mondou, Montreal	12/4/34	NYR 3 at Canadiens 5	Andy Aitkenhead	Goal
Charlie Conacher, Toronto	12/11/34	Toronto 8 at NYR 4	Andy Aitkenhead	Save
Hap Emms, NY Americans	12/16/37	Americans 0 at NYR 2	Davey Kerr	Save
Paul Thompson, Chicago	2/1/38	Chicago 1 at NYR 6	Davey Kerr	Save
Sid Abel, Detroit	2/26/42	Detroit 4 at NYR 7	Jim Henry	Goal
Bob Goldham, Toronto	3/7/42	NYR 2 at Toronto 4	Jim Henry	Goal
Bud Poile, Toronto	11/19/42	Toronto 7 at NYR 3	Steve Buzinski	Goal
Ray Getliffe, Montreal	2/20/43	NYR 1 at Canadiens 6	Bill Beveridge	Save
Ted Sloan, Toronto	2/17/51	NYR 0 at Toronto 2	Chuck Rayner	Save
Bernie Geoffrion, Montreal	10/16/52	NYR 1 at Montreal 3	Gump Worsley	Goal
Gordie Howe, Detroit	3/5/53	NYR 1 at Detroit 7	Gump Worsley	Goal
Dallas Smith, Boston	12/21/66	Boston 1 at NYR 5	Ed Giacomin	Save
John Bucyk, Boston	2/4/67	NYR 4 at Boston 3	Ed Giacomin	Goal
Ed Joyal, Los Angeles	10/31/67	NYR 6 at Los Angeles 1	Ed Giacomin	Save
Norm Ferguson, Oakland	11/24/68	Oakland 2 at NYR 3	Ed Giacomin	Goal
Charlie Burns, Pittsburgh	2/5/69	NYR 2 at Pittsburgh 3	Ed Giacomin	Save
Keith McCreary, Pittsburgh	3/18/70	NYR 2 at Pittsburgh 0	Ed Giacomin	Save
Butch Goring, Los Angeles	2/13/72	Los Angeles 2 at NYR 4	Gilles Villemure	Goal
Stan Mikita, Chicago	3/15/72	NYR 1 at Chicago 3	Ed Giacomin	Save
Ron Schock, Pittsburgh	3/10/73	NYR 5 at Pittsburgh 4	Ed Giacomin	Save
Jacques Lemaire, Montreal	3/31/73	NYR 1 at Montreal 5	Ed Giacomin	Goal
Paul Henderson, Toronto	10/20/73	NYR 2 at Toronto 3	Gilles Villemure	Save
Yvan Cournoyer, Montreal	12/29/73	NYR 1 at Montreal 7	Ed Giacomin	Save
Rolf Edberg, Washington	2/2/80	NYR 6 at Washington 3	Doug Soetaert	Goal
Mike Gartner, Washington	12/10/80	Washington 2 at NYR 6	Wayne Thomas	Goal
Bobby MacMillan, Calgary	1/13/81	NYR 4 at Calgary 4	Doug Soetaert	Save
Mike Rogers, Hartford	2/22/81	NYR 5 at Hartford 6	Doug Soetaert	Save
Petr Klima, Detroit	2/17/87	Detroit 2 at NYR 6	John Vanbiesbrouck	Save
Pat Verbeek, New Jersey	3/27/88	NYR 2 at New Jersey 7	John Vanbiesbrouck	Goal
Ray Bourque, Boston	11/11/88	Boston 4 at NYR 4	John Vanbiesbrouck	Save
Kevin Dineen, Hartford	10/19/89	Hartford 3 at NYR 7	Mike Richter	Save
Pelle Eklund, Philadelphia	1/14/90	Philadelphia 3 at NYR 4	Mike Richter	Save
Keith Acton, Philadelphia	3/25/90	Philadelphia 3 at NYR 7	John Vanbiesbrouck	Goal
Troy Murray, Winnipeg	11/27/91	NYR 2 at Winnipeg 3	Mike Richter	Save
Pavel Bure, Vancouver	2/17/92	Vancouver 3 at NYR 3	John Vanbiesbrouck	Save
Steve Konowalchuk, Washington	3/5/95	NYR 2 at Washington 4	Mike Richter	Save
Ken Klee, Washington	3/12/97	Washington 2 at NYR 3	Mike Richter	Save
Doug Weight, Edmonton	10/8/97	NYR 3 at Edmonton 3	Mike Richter	Goal
Marc Bureau, Montreal	3/12/98	NYR 1 at Montreal 4	Mike Richter	Save
Claude Lapointe, NY Islanders	10/22/98	Islanders 2 at NYR 3	Mike Richter	Save
Richard Zednik, Washington	11/11/99	NYR 5 at Washington 4	Mike Richter	Save
Randy Robitaille, Nashville	1/31/00	Nashville 1 at NYR 5	Mike Richter	Save
David Legwand, Nashville	12/23/00	Nashville 3 at NYR 2	Kirk McLean	Goal
Colin White, New Jersey	12/19/01	New Jersey 2 at NYR 2	Mike Richter	Save
Patrick Marleau, San Jose	11/11/02	NYR 5 at San Jose 4	Dan Blackburn	Goal
Michal Handzus, Philadelphia	12/5/02	NYR 2 at Philadelphia 3	Dan Blackburn	Goal
Rem Murray, Nashville	1/23/03	NYR 4 at Nashville 2	Mike Dunham	Save
Miroslav Satan, Buffalo	2/15/03	NYR 4 at Buffalo 5	Mike Dunham	Goal
Eric Meloche, Pittsburgh	1/3/04	NYR 4 at Pittsburgh 1	Jussi Markkanen	Save
Zigmund Palffy, Pittsburgh	11/7/05	Pittsburgh 3 at NYR 2	Kevin Weekes	Save
Joe Sakic, Colorado	12/18/05	Colorado 2 at NYR 1	Kevin Weekes	Goal
Jordan Staal, Pittsburgh	11/25/06	NYR 2 at Pittsburgh 1	Henrik Lundqvist	Save
Nils Ekman, Pittsburgh	12/7/06	Pittsburgh 2 at NYR 3 (SO)	Henrik Lundqvist	Goal
Marian Hossa, Atlanta	1/20/07	Atlanta 3 at NYR 1	Henrik Lundqvist	Save
Dmitry Afanasenkov, Philadelphia	2/17/07	Philadelphia 5 at NYR 3	Steve Valiquette	Save
Jordan Staal, Pittsburgh	10/23/07	NYR 0 at Pittsburgh 1	Henrik Lundqvist	Save
Vincent Lecavalier, Tampa Bay	10/29/07	Tampa Bay 1 at NYR 3	Henrik Lundqvist	Goal
Sergei Kostitsyn, Montreal	2/3/08	NYR 5 at Montreal 3	Henrik Lundqvist	Goal
Sidney Crosby, Pittsburgh	1/18/09	NYR 0 at Pittsburgh 3	Henrik Lundqvist	Save
Marco Sturm, Boston	1/9/10	NYR 3 at Boston 1	Henrik Lundqvist	Save
Daniel Paille, Boston	3/21/10	NYR 1 at Boston 2	Henrik Lundqvist	Save
Danny Briere, Philadelphia	1/2/12	NYR 3 at Philadelphia 2	Henrik Lundqvist	Save
Jonathan Toews, Chicago	2/16/12	Chicago 4 at NYR 2	Martin Biron	Goal
Mikhail Grabovski, Washington	12/8/13	Washington 4 at NYR 1	Henrik Lundqvist	Goal
Cal Clutterbuck, NY Islanders	12/20/13	NY Islanders 5 at NYR 3	Henrik Lundqvist	Goal
Tyler Bozak, Toronto	3/5/14	Toronto 3 at NYR 2 (OT)	Henrik Lundqvist	Goal
Brian Gionta, Montreal	4/12/14	NYR 0 at Montreal 1 (OT)	Cam Talbot	Goal

SCORING LEADERS YEAR-BY-YEAR

YEAR	GOALS	PLAYER	ASSISTS	PLAYER	POINTS	PLAYER
1926-27	33	Bill Cook	15	Frank Boucher	37	Bill Cook
1927-28	23	Frank Boucher	14	Bun Cook	35	Frank Boucher
1928-29	15	Bill Cook	16	Frank Boucher	26	Frank Boucher
1929-30	29	Bill Cook	36	Frank Boucher	62	Frank Boucher
1930-31	30	Bill Cook	27	Frank Boucher	42	Bill Cook
1931-32	33	Bill Cook	23	Frank Boucher	57	Bill Cook
1932-33	28	Bill Cook	28	Frank Boucher	50	Bill Cook
1933-34	18	Bill Cook	30	Frank Boucher	44	Frank Boucher
1934-35	25	Cecil Dillon	32	Frank Boucher	45	Frank Boucher
1935-36	18	Cecil Dillon	18	Frank Boucher	32	Cecil Dillon
1936-37	22	Butch Keeling	18	Neil Colville	31	Cecil Dillon
1937-38	21	Cecil Dillon	25	Phil Watson	39	Cecil Dillon
1938-39	24	Alex Shibicky	23	Ott Heller	41	Clint Smith
1939-40	24	Bryan Hextall	28	Phil Watson	39	3Bryan Hextall
1940-41	26	Bryan Hextall	28	Neil Colville	44	Bryan Hextall
					44	Lynn Patrick
1941-42	32	Lynn Patrick	37	Phil Watson	56	Bryan Hextall
1942-43	27	Bryan Hextall	39	Lynn Patrick	61	Lynn Patrick
1943-44	21	Bryan Hextall	33	Bryan Hextall	54	Bryan Hextall
1944-45	24	Ab DeMarco, Sr.	30	Ab DeMarco, Sr.	54	Ab DeMarco, Sr.
1945-46	20	Ab DeMarco, Sr.	27	Ab DeMarco, Sr.	47	Ab DeMarco, Sr.
1946-47	27	Tony Leswick	25	Edgar Laprade	41	Tony Leswick
1947-48	24	Buddy O'Connor	36	Buddy O'Connor	60	Buddy O'Connor
	24	Tony Leswick				
1948-49	18	Edgar Laprade	24	Buddy O'Connor	35	Buddy O'Connor
1949-50	22	Edgar Laprade	25	Tony Leswick	44	Edgar Laprade
			25	Don Raleigh	44	Tony Leswick
1950-51	20	Nick Mickoski	24	Don Raleigh	39	Don Raleigh
					39	Reg Sinclair
1951-52	26	Wally Hergesheimer	42	Don Raleigh	61	Don Raleigh
1952-53	30	Wally Hergesheimer	38	Paul Ronty	59	Wally Hergesheimer
1953-54	27	Wally Hergesheimer	33	Paul Ronty	46	Paul Ronty
1954-55	29	Danny Lewicki	32	Don Raleigh	53	Danny Lewicki
1955-56	24	Dean Prentice	47	Don Raleigh	66	Andy Bathgate
	24	Andy Hebenton				
1956-57	27	Andy Bathgate	50	Andy Bathgate	77	Andy Bathgate
1957-58	32	Camille Henry	48	Andy Bathgate	78	Andy Bathgate
1958-59	40	Andy Bathgate	48	Andy Bathgate	88	Andy Bathgate
1959-60	32	Dean Prentice	48	Andy Bathgate	74	Andy Bathgate
1960-61	29	Andy Bathgate	48	Andy Bathgate	77	Andy Bathgate
1961-62	28	Andy Bathgate	56	Andy Bathgate	84	Andy Bathgate
1962-63	37	Camille Henry	46	Andy Bathgate	81	Andy Bathgate
1963-64	29	Camille Henry	43	Andy Bathgate	65	Phil Goyette
1964-65	25	Rod Gilbert	36	Rod Gilbert	61	Rod Gilbert
1965-66	29	Phil Nevin	33	Phil Nevin	62	Phil Nevin
1966-67	28	Rod Gilbert	49	Phil Goyette	61	Phil Goyette
1967-68	32	Jean Ratelle	48	Rod Gilbert	78	Jean Ratelle
1968-69	32	Jean Ratelle	49	Rod Gilbert	78	Jean Ratelle
1969-70	33	Dave Balon	50	Walt Tkaczuk	77	Walt Tkaczuk
1970-71	36	Dave Balon	49	Walt Tkaczuk	75	Walt Tkaczuk

SCORING LEADERS YEAR-BY-YEAR

YEAR	GOALS	PLAYER	ASSISTS	PLAYER	POINTS	PLAYER
1971-72	50	Vic Hadfield	63	Jean Ratelle	109	Jean Ratelle
1972-73	41	Jean Ratelle	59	Rod Gilbert	94	Jean Ratelle
1973-74	36	Rod Gilbert	57	Brad Park	82	Brad Park
1974-75	41	Steve Vickers	61	Rod Gilbert	97	Rod Gilbert
1975-76	36	Rod Gilbert	53	Steve Vickers	86	Rod Gilbert
1976-77	34	Phil Esposito	48	Rod Gilbert	80	Phil Esposito
1977-78	40	Pat Hickey	48	Ron Greschner	81	Phil Esposito
1978-79	42	Phil Esposito	45	Anders Hedberg	78	Phil Esposito
					78	Anders Hedberg
1979-80	34	Phil Esposito	48	Don Maloney	78	Phil Esposito
1980-81	30	Anders Hedberg	41	Ron Greschner	70	Anders Hedberg
	30	Eddie Johnstone				
1981-82	40	Ron Duguay	65	Mike Rogers	103	Mike Rogers
1982-83	37	Mark Pavelich	53	Reijo Ruotsalainen	76	Mike Rogers
1983-84	48	Pierre Larouche	53	Mark Pavelich	82	Mark Pavelich
1984-85	29	Tomas Sandstrom	45	Reijo Ruotsalainen	73	Reijo Ruotsalainen
1985-86	25	Tomas Sandstrom	43	Mike Ridley	65	Mike Ridley
1986-87	40	Walt Poddubny	47	Walt Poddubny	87	Walt Poddubny
	40	Tomas Sandstrom				
1987-88	38	Walt Poddubny	55	Kelly Kisio	88	Walt Poddubny
1988-89	36	Tony Granato	56	Tomas Sandstrom	88	Tomas Sandstrom
1989-90	43	John Ogrodnick	45	Brian Leetch	74	John Ogrodnick
1990-91	49	Mike Gartner	72	Brian Leetch	88	Brian Leetch
1991-92	40	Mike Gartner	80	Brian Leetch	107	Mark Messier
1992-93	45	Mike Gartner	66	Mark Messier	91	Mark Messier
1993-94	52	Adam Graves	77	Sergei Zubov	89	Sergei Zubov
1994-95	17	Adam Graves	39	Mark Messier	53	Mark Messier
	17	Pat Verbeek				
1995-96	47	Mark Messier	70	Brian Leetch	99	Mark Messier
1996-97	36	Mark Messier	72	Wayne Gretzky	97	Wayne Gretzky
1997-98	23	Adam Graves	67	Wayne Gretzky	90	Wayne Gretzky
	23	Wayne Gretzky				
	23	Alex Kovalev				
	23	Pat LaFontaine				
1998-99	38	Adam Graves	53	Wayne Gretzky	62	Wayne Gretzky
1999-00	26	Mike York	49	Theoren Fleury	68	Petr Nedved
2000-01	32	Petr Nedved	58	Brian Leetch	79	Brian Leetch
2001-02	37	Eric Lindros	45	Brian Leetch	73	Eric Lindros
2002-03	27	Petr Nedved	36	Tom Poti	58	Petr Nedved
2003-04	25	Bobby Holik	31	Bobby Holik	56	Bobby Holik
2005-06	54	Jaromir Jagr	69	Jaromir Jagr	123	Jaromir Jagr
2006-07	30	Jaromir Jagr	66	Jaromir Jagr	96	Jaromir Jagr
2007-08	25	Chris Drury	54	Scott Gomez	71	Jaromir Jagr
	25	Jaromir Jagr				
2009-10	42	Marian Gaborik	44	Marian Gaborik	86	Marian Gaborik
2010-11	24	Brandon Dubinsky	30	Brandon Dubinsky	54	Brandon Dubinsky
2011-12	41	Marian Gaborik	41	Brad Richards	76	Marian Gaborik
2012-13	21	Rick Nash	26	Derek Stepan	44	Derek Stepan
2013-14	26	Rick Nash	40	Derek Stepan	59	Mats Zuccarello
			40	Mats Zuccarello		

LONGEST GOAL STREAKS YEAR-BY-YEAR (SINCE 1950)

YEAR	PLAYER	GAMES	DATE	TOTALS
1950-51	Nick Mickoski	3	Dec. 17 to Dec. 24, 1950	(6 goals)
	Tony Leswick	3	Jan. 13 to Jan. 17, 1951	(3 goals)
1951-52	Camille Henry	3	Nov. 4 to Nov. 11, 1951	(4 goals)
	Camille Henry	3	Dec. 9 to Dec. 12, 1951	(3 goals)
	Don Raleigh	3	Dec. 20 to Dec. 25, 1951	(3 goals)
1952-53	Nick Mickoski	4	Dec. 28 to Jan. 7, 1953	(4 goals)
1953-54	Wally Hergesheimer	3	Jan. 17 to Jan. 23, 1954	(4 goals)
1954-55	Danny Lewicki	3	Nov. 13 to Nov. 17, 1954	(5 goals)
	Dean Prentice	3	Dec. 25 to Dec. 30, 1954	(5 goals)
1955-56	Andy Bathgate	5	Nov. 27 to Dec. 7, 1955	(6 goals)
1956-57	Andy Hebenton	3	Jan. 9 to Jan. 12, 1957	(5 goals)
	Andy Bathgate	3	Nov. 28 to Dec. 2, 1956	(4 goals)
	Camille Henry	3	Feb. 7 to Feb. 10, 1957	(3 goals)
	Camille Henry	3	Feb. 14 to Feb. 20, 1957	(3 goals)
	Red Sullivan	3	Nov. 14 to Nov. 18, 1956	(3 goals)
1957-58	Andy Bathgate	4	Feb. 23 to Mar. 2, 1958	(6 goals)
1958-59	Andy Bathgate	7	Nov. 8 to Nov. 23, 1958	(9 goals)
1959-60	Andy Bathgate	4	Nov. 18 to Nov. 26, 1959	(6 goals)
	Dean Prentice	4	Nov. 28 to Dec. 5, 1959	(6 goals)
	Andy Hebenton	4	Dec. 27 to Jan. 3, 1960	(4 goals)
1960-61	Andy Hebenton	4	Jan. 8 to Jan. 15, 1961	(4 goals)
	Camille Henry	4	Nov. 13 to Nov. 23, 1960	(4 goals)
1961-62	Johnny Wilson	4	Feb. 15 to Feb. 21, 1962	(5 goals)
***1962-63**	**Andy Bathgate**	**10**	**Dec. 15 to Jan. 5, 1963**	**(11 goals)**
1963-64	Rod Gilbert	7	Dec. 12 to Jan. 23, 1964	(7 goals)
1964-65	Rod Gilbert	4	Dec. 29 to Jan. 6, 1965	(4 goals)
1965-66	Jean Ratelle	3	Jan. 1 to Jan. 8, 1966	(4 goals)
	Don Marshall	3	Nov. 20 to Nov. 24, 1965	(3 goals)
	Don Marshall	3	Jan. 26 to Jan. 30, 1966	(3 goals)
	Rod Gilbert	3	Oct. 30 to Nov. 6, 1965	(3 goals)
	Rod Seiling	3	Nov. 13 to Nov. 17, 1965	(3 goals)
	Vic Hadfield	3	Jan. 30 to Feb. 5, 1966	(3 goals)
	Reg Fleming	3	Feb. 20 to Feb. 26, 1966	(3 goals)
1966-67	Rod Gilbert	5	Dec. 7 to Dec. 17, 1966	(7 goals)
1967-68	Jean Ratelle	3	Feb. 11 to Feb. 18, 1968	(5 goals)
	Jean Ratelle	3	Feb. 24 to Feb. 29, 1968	(4 goals)
	Vic Hadfield	3	Oct. 21 to Oct. 25, 1967	(4 goals)
	Vic Hadfield	3	Mar. 2 to Mar. 6, 1968	(4 goals)
	Vic Hadfield	3	Dec. 30 to Jan. 3, 1968	(3 goals)
	Phil Goyette	3	Oct. 18 to Oct. 22, 1967	(4 goals)
	Phil Goyette	3	Jan. 13 to Jan. 19, 1968	(3 goals)
	Rod Gilbert	3	Dec. 31 to Jan. 6, 1968	(3 goals)
	Rod Gilbert	3	Feb. 4 to Feb. 11, 1968	(3 goals)
	Bob Nevin	3	Nov. 29 to Dec. 3, 1967	(3 goals)
1968-69	Reg Fleming	5	Dec. 21 to Dec. 28, 1968	(5 goals)
1969-70	Dave Balon	5	Feb. 1 to Feb. 13, 1970	(7 goals)
1970-71	Bruce MacGregor	5	Feb. 27 to Mar. 6, 1971	(6 goals)
	Rod Gilbert	5	Jan. 31 to Feb. 9, 1971	(5 goals)
1971-72	Jean Ratelle	8	Feb. 12 to Feb. 23, 1972	(12 goals)
1972-73	Jean Ratelle	8	Feb. 15 to Mar. 4, 1973	(10 goals)
1973-74	Rod Gilbert	5	Dec. 16 to Dec. 26, 1973	(5 goals)
1974-75	Steve Vickers	4	Mar. 19 to Mar. 23, 1975	(6 goals)
	Jean Ratelle	4	Jan. 23 to Jan. 28, 1975	(4 goals)
1975-76	Rod Gilbert	7	Jan. 25 to Feb. 7, 1976	(12 goals)
1976-77	Rod Gilbert	3	Nov. 22 to Nov. 27, 1976	(4 goals)
	Phil Esposito	3	Oct. 13 to Oct. 17, 1976	(3 goals)
1977-78	Phil Esposito	8	Mar. 22 to Mar. 29, 1978	(8 goals)
1978-79	Ron Duguay	6	Jan. 24 to Feb. 3, 1979	(7 goals)
1979-80	Phil Esposito	5	Jan. 22 to Feb. 2, 1980	(6 goals)
1980-81	Ron Greschner	5	Oct. 25 to Nov. 1, 1980	(5 goals)
1981-82	Ed Johnstone	7	Mar. 4 to Mar. 28, 1982	(8 goals)
1982-83	Don Maloney	4	Jan. 3 to Jan. 9, 1983	(5 goals)
	Anders Hedberg	4	Oct. 20 to Oct. 27, 1982	(4 goals)
	Mark Pavelich	4	Oct. 24 to Oct. 31, 1982	(4 goals)
	Don Maloney	4	Nov. 10 to Nov. 17, 1982	(4 goals)
1983-84	Pierre Larouche	5	Dec. 12 to Dec. 30, 1983	(7 goals)
	Anders Hedberg	5	Mar. 22 to Mar. 31, 1984	(5 goals)
	Don Maloney	5	Nov. 13 to Nov. 23, 1983	(5 goals)
1984-85	Tomas Sandstrom	5	Dec. 30 to Jan. 9, 1985	(6 goals)
1985-86	Pierre Larouche	7	Feb. 5 to Feb. 24, 1986	(10 goals)
1986-87	Tomas Sandstrom	5	Jan. 14 to Jan. 26, 1987	(8 goals)
1987-88	Walt Poddubny	5	Dec. 20 to Dec. 29, 1987	(7 goals)
	Ulf Dahlen	5	Dec. 31 to Jan. 8, 1988	(6 goals)
1988-89	Tony Granato	6	Jan. 9 to Jan. 21, 1989	(10 goals)
1989-90	Mike Gartner	7	Mar. 12 to Mar. 27, 1990	(8 goals)
1990-91	Mike Gartner	7	Jan. 30 to Feb. 13, 1991	(7 goals)
1991-92	Sergei Nemchinov	6	Dec. 2 to Dec. 14, 1991	(6 goals)

*Denotes Rangers all-time leader

LONGEST GOAL STREAKS YEAR-BY-YEAR (SINCE 1950)

YEAR	PLAYER	GAMES	DATE	TOTALS
1992-93	Mike Gartner	6	Jan. 2 to Jan. 13, 1993	(9 goals)
	Darren Turcotte	6	Nov. 30 to Dec 11, 1992	(7 goals)
	Darren Turcotte	6	Oct. 31 to Nov 11, 1992	(7 goals)
1993-94	Adam Graves	4	Oct. 11 to Oct. 16, 1993	(4 goals)
	Adam Graves	4	Nov. 3 to Nov. 10, 1993	(4 goals)
	Adam Graves	4	Nov. 16 to Nov. 24, 1993	(4 goals)
	Alex Kovalev	4	Mar. 27 to Apr. 2, 1994	(4 goals)
	Mark Messier	4	Oct. 7 to Oct. 13, 1993	(4 goals)
	Mark Messier	4	Jan. 25 to Jan. 31, 1994	(6 goals)
1994-95	Sergei Zubov	5	Apr. 16 to Apr. 24, 1995	(5 goals)
1995-96	Mark Messier	5	Nov. 3 to Nov. 11, 1995	(7 goals)
	Pat Verbeek	5	Jan. 5 to Jan. 22, 1996	(8 goals)
1996-97	Daniel Goneau	5	Oct. 12 to Oct. 20, 1996	(5 goals)
1997-98	Alex Kovalev	4	Mar. 25 to Mar. 30, 1998	(5 goals)
	Wayne Gretzky	4	Mar. 4 to Mar. 11, 1998	(5 goals)
1998-99	Adam Graves	3	Feb. 28 to Mar. 4, 1999	(4 goals)
	Brian Leetch	3	Feb. 4 to Feb. 12, 1999	(3 goals)
	Adam Graves	3	Dec. 14 to Dec. 19, 1998	(3 goals)
	Wayne Gretzky	3	Nov. 29 to Dec. 2, 1998	(3 goals)
	Brian Leetch	3	Nov. 27 to Dec. 1, 1998	(3 goals)
1999-00	John MacLean	3	Jan. 16 to Jan. 20, 2000	(5 goals)
	Mike York	3	Nov. 7 to Nov. 11, 1999	(4 goals)
	Valeri Kamensky	3	Jan. 15 to Jan. 18, 2000	(3 goals)
2000-01	Radek Dvorak	4	Feb. 12 to Feb. 23, 2001	(4 goals)
	Petr Nedved	4	Jan. 29 to Feb. 9, 2001	(6 goals)
	Theoren Fleury	4	Oct. 29 to Nov. 4, 2000	(6 goals)
	Theoren Fleury	4	Oct. 14 to Oct. 22, 2000	(5 goals)
2001-02	Eric Lindros	4	Apr. 4 to Apr. 10, 2002	(4 goals)
	Eric Lindros	4	Nov. 2 to Nov. 8, 2001	(4 goals)
	Theoren Fleury	4	Nov. 3 to Nov. 10, 2001	(4 goals)
	Pavel Bure	4	Mar. 27 to Apr. 1, 2002	(6 goals)
2002-03	Eric Lindros	4	Dec. 3 to Dec. 8, 2002	(4 goals)
2003-04	Jaromir Jagr	4	Feb. 19 to Feb. 26, 2004	(5 goals)
2005-06	Jaromir Jagr	6	Feb. 2 to Mar 2, 2006	(9 goals)
	Petr Prucha	6	Dec. 3 to Dec. 13, 2005	(9 goals)
2006-07	Martin Straka	4	Nov. 25 to Dec. 1, 2006	(5 goals)
	Brendan Shanahan	4	Oct. 28 to Nov. 2, 2006	(4 goals)
	Brendan Shanahan	4	Oct. 10 to Oct. 16. 2006	(4 goals)
2007-08	Chris Drury	4	Jan. 31 to Feb. 5, 2008	(5 goals)
	Jaromir Jagr	4	Mar. 31 to Apr. 6, 2008	(5 goals)
2008-09	Nik Antropov	3	Mar.14 - Mar. 17, 2009	(3 goals)
	Sean Avery	3	Mar. 12 - Mar. 15, 2009	(4 goals)
	Scott Gomez	3	Feb. 28 - Mar. 8, 2009	(3 goals)
	Nikolai Zherdev	3	Feb. 28 - Mar. 8, 2009	(3 goals)
	Markus Naslund	3	Feb.26 - Mar. 5, 2009	(3 goals)
2009-10	Marian Gaborik	4	Oct. 22 - Nov. 9, 2009	(5 goals)
	Marian Gaborik	4	Nov. 17 - Nov. 25, 2009	(6 goals)
2010-11	Ryan Callahan	4	Oct. 24 - Oct. 30, 2010	(4 goals)
	Derek Stepan	4	Dec. 16 - Dec. 27, 2010	(4 goals)
2011-12	Marian Gaborik	5	Dec. 17 - Dec. 26, 2011	(7 goals)
2012-13	Rick Nash	5	Feb. 28 - Mar. 8, 2013	(6 goals)
2013-14	Rick Nash	5	Jan. 18 – Jan. 26, 2014	(7 goals)

*Denotes Rangers all-time leader

LONGEST ASSIST STREAKS YEAR-BY-YEAR (SINCE 1950)

YEAR	PLAYER	GAMES	DATE	TOTALS
1950-51	Reg Sinclair	5	Feb. 2 to Mar. 7, 1951	(7 assists)
1951-52	Don Raleigh	4	Dec. 1 to Dec. 9, 1951	(7 assists)
	Steve Kraftcheck	4	Jan. 13 to Jan. 20, 1952	(4 assists)
1952-53	Wally Hergesheimer	3	Dec. 17 to Dec. 20, 1952	(5 assists)
	Don Raleigh	3	Feb. 1 to Feb. 8, 1953	(4 assists)
	Hy Buller	3	Oct. 19 to Oct. 26, 1952	(3 assists)
	Hy Buller	3	Mar. 5 to Mar. 8, 1953	(3 assists)
	Wally Hergesheimer	3	Oct. 16 to Oct. 19, 1952	(3 assists)
	Paul Ronty	3	Mar. 14 to Mar. 18, 1953	(3 assists)
	Neil Strain	3	Dec. 14 to Dec. 18, 1952	(3 assists)
1953-54	Paul Ronty	5	Feb. 14 to Feb. 24, 1954	(6 assists)
1954-55	Don Raleigh	6	Feb. 5 to Feb. 16, 1955	(7 assists)
1955-56	Andy Bathgate	7	Dec. 25 to Jan. 11, 1956	(10 assists)
1956-57	Andy Bathgate	5	Feb. 10 to Feb. 20, 1957	(6 assists)
	Camille Henry	5	Feb. 7 to Feb. 16, 1957	(6 assists)
	Camille Henry	5	Feb. 20 to Mar. 2, 1957	(5 assists)
1957-58	Andy Bathgate	6	Feb. 14 to Feb. 26, 1958	(8 assists)
1958-59	Andy Bathgate	6	Jan. 14 to Jan. 28, 1959	(7 assists)
1959-60	Andy Hebenton	4	Oct. 24 to Nov. 1, 1959	(4 assists)
	Andy Bathgate	4	Dec. 5 to Dec. 13, 1959	(4 assists)
1960-61	Earl Ingarfield	8	Jan. 22 to Feb. 5, 1961	(8 assists)
1961-62	Andy Bathgate	6	Oct. 11 to Oct. 19, 1961	(8 assists)
	Andy Bathgate	6	Jan. 3 to Jan. 17, 1962	(7 assists)
1962-63	Dean Prentice	5	Dec. 12 to Dec. 31, 1962	(6 assists)
	Andy Bathgate	5	Feb. 12 to Feb. 23, 1963	(5 assists)
1963-64	Phil Goyette	6	Jan. 15 to Jan. 25, 1964	(6 assists)
1964-65	Rod Gilbert	7	Mar. 14 to Mar. 28, 1965	(10 assists)
1965-66	Phil Goyette	5	Nov. 17 to Nov. 25, 1965	(7 assists)
1966-67	Earl Ingarfield	5	Nov. 20 to Nov. 30, 1966	(6 assists)
	Phil Goyette	5	Feb. 8 to Feb. 26, 1967	(5 assists)
1967-68	Rod Gilbert	6	Feb. 4 to Feb. 17, 1968	(10 assists)
	Rod Gilbert	6	Feb. 24 to Mar. 6, 1968	(7 assists)
1968-69	Rod Gilbert	10	Mar. 5 to Mar. 26, 1969	(14 assists)
1969-70	Rod Gilbert	7	Nov. 22 to Dec. 10, 1969	(10 assists)
1970-71	Walt Tkaczuk	7	Dec. 19 to Dec. 29, 1970	(9 assists)
1971-72	Jean Ratelle	7	Nov. 28 to Dec. 12, 1971	(14 assists)
	Rod Gilbert	7	Feb. 13 to Feb. 23, 1972	(10 assists)
	Vic Hadfield	7	Oct. 31 to Nov. 14, 1971	(9 assists)
1972-73	Jean Ratelle	9	Oct. 25 to Nov. 8, 1972	(10 assists)
1973-74	Rod Gilbert	5	Dec. 1 to Dec. 9, 1973	(6 assists)
1974-75	Rod Gilbert	7	Nov. 27 to Dec. 12, 1974	(8 assists)
1975-76	Rod Gilbert	6	Oct. 8 to Oct. 19, 1975	(8 assists)
1976-77	Rod Gilbert	7	Nov. 28 to Dec. 8, 1976	(10 assists)
1977-78	Carol Vadnais	4	Oct. 25 to Oct. 30, 1977	(4 assists)
	Walt Tkaczuk	4	Mar. 8 to Mar. 18, 1978	(4 assists)
1978-79	Ron Greschner	6	Oct. 28 to Nov. 8, 1978	(7 assists)
	Don Maloney	6	Mar. 4 to Mar. 15, 1979	(6 assists)
1979-80	Don Maloney	7	Dec. 3 to Dec. 15, 1979	(6 assists)
1980-81	Tom Laidlaw	5	Feb. 19 to Feb. 28, 1981	(7 assists)
	Steve Vickers	5	Dec. 3 to Dec. 12, 1980	(5 assists)
1981-82	Don Maloney	8	Mar. 8 to Mar. 24, 1982	(12 assists)
	Mike Rogers	8	Mar. 4 to Mar. 20, 1982	(10 assists)
1982-83	Dave Maloney	7	Nov. 11 to Dec. 12, 1982	(8 assists)
1983-84	Mikko Leinonen	6	Feb. 11 to Feb. 25, 1984	(7 assists)
1984-85	Tomas Sandstrom	5	Dec. 30 to Jan. 9, 1985	(6 assists)
1985-86	Mike Ridley	7	Feb. 8 to Feb. 25, 1986	(11 assists)
	Reijo Ruotsalainen	7	Oct. 25 to Mar. 9, 1985	(9 assists)
1986-87	Pierre Larouche	5	Feb. 7 to Feb. 19, 1987	(7 assists)
	Curt Giles	5	Dec. 21 to Dec. 30, 1986	(6 assists)
1987-88	Kelly Kisio	6	Jan. 19 to Feb. 4, 1988	(8 assists)
	Walt Poddubny	6	Feb. 29 to Mar. 12, 1988	(8 assists)
	Brian Leetch	6	Mar. 22 to Apr. 1, 1988	(7 assists)
1988-89	Brian Leetch	7	Feb. 17 to Mar. 1, 1989	(11 assists)
	Carey Wilson	7	Jan. 9 to Jan. 23, 1989	(9 assists)
1989-90	Brian Mullen	6	Feb. 21 to Mar. 3, 1990	(10 assists)
1990-91	Darren Turcotte	9	Oct. 8 to Oct. 25, 1990	(11 assists)
*1991-92	Brian Leetch	15	Nov. 29 to Dec. 31, 1991	(23 assists)
1992-93	Mark Messier	8	Feb. 12 to Feb. 27, 1993	(11 assists)
1993-94	Brian Leetch	5	Nov. 14 to Nov. 24, 1993	(7 assists)
	Sergei Zubov	5	Oct. 22 to Oct. 31, 1993	(8 assists)
	Sergei Zubov	5	Jan. 14 to Jan. 27, 1994	(8 assists)
1994-95	Mark Messier	8	Apr. 12 to Apr. 26, 1995	(19 assists)
1995-96	Brian Leetch	9	Jan. 3 to Jan. 31, 1996	(9 assists)
1996-97	Brian Leetch	7	Nov. 16 to Dec. 1, 1996	(8 assists)
1997-98	Wayne Gretzky	8	Jan. 20 to Feb. 4, 1998	(9 assists)
1998-99	Wayne Gretzky	6	Nov. 7 to Nov. 19, 1998	(8 assists)
1999-00	Theoren Fleury	8	Nov. 7 to Nov. 26, 1999	(10 assists)
2000-01	Theoren Fleury	7	Dec. 9 to Dec. 23, 2000	(8 assists)
2001-02	Brian Leetch	6	Dec. 15 to Dec. 28, 2001	(8 assists)

*Denotes Rangers all-time leader

LONGEST ASSIST STREAKS YEAR-BY-YEAR (SINCE 1950)

YEAR	PLAYER	GAMES	DATE	TOTALS
	Theoren Fleury	6	Nov. 3 to Nov. 14, 2001	(6 assists)
2002-03	Tom Poti	4	Oct. 21 to Oct. 26, 2002	(4 assists)
	Matthew Barnaby	4	Dec. 29 to Jan. 6, 2003	(4 assists)
2003-04	Alex Kovalev	6	Nov. 18 to Nov. 28, 2003	(8 assists)
2005-06	Michael Nylander	7	Mar. 22 to Apr. 4, 2006	(10 assists)
2006-07	Martin Straka	7	Nov. 28 to Dec. 12, 2006	(9 assists)
2007-08	Scott Gomez	7	Nov. 5 to Nov. 17. 2007	(9 assists)
2008-09	Nikolai Zherdev	4	Nov. 22 to Nov. 28, 2008	(4 assists)
	Aaron Voros	4	Oct. 5 to Oct. 13, 2008	(4 assists)
2009-10	Vinny Prospal	6	Oct. 5 to Oct. 17, 2009	(8 assists)
2010-11	Ryan Callahan	5	Oct. 21 to Oct. 29, 2010	(5 assists)
	Vinny Prospal	5	Mar. 6 to Mar. 18, 2011	(6 assists)
2011-12	Brad Richards	5	Nov. 29 to Dec. 8, 2011	(6 assists)
2012-13	Rick Nash	6	Feb. 10 to Feb. 17, 2013	(6 assists)
	Theoren Fleury	6	Nov. 3 to Nov. 14, 2001	(6 assists)
2002-03	Tom Poti	4	Oct. 21 to Oct. 26, 2002	(4 assists)
	Matthew Barnaby	4	Dec. 29 to Jan. 6, 2003	(4 assists)
2003-04	Alex Kovalev	6	Nov. 18 to Nov. 28, 2003	(8 assists)
2005-06	Michael Nylander	7	Mar. 22 to Apr. 4, 2006	(10 assists)
2006-07	Martin Straka	7	Nov. 28 to Dec. 12, 2006	(9 assists)
2007-08	Scott Gomez	7	Nov. 5 to Nov. 17. 2007	(9 assists)
2008-09	Nikolai Zherdev	4	Nov. 22 to Nov. 28, 2008	(4 assists)
	Aaron Voros	4	Oct. 5 to Oct. 13, 2008	(4 assists)
2009-10	Vinny Prospal	6	Oct. 5 to Oct. 17, 2009	(8 assists)
2010-11	Ryan Callahan	5	Oct. 21 to Oct. 29, 2010	(5 assists)
	Vinny Prospal	5	Mar. 6 to Mar. 18, 2011	(6 assists)
2011-12	Brad Richards	5	Nov. 29 to Dec. 8, 2011	(6 assists)
2012-13	Rick Nash	6	Feb. 10 to Feb. 17, 2013	(6 assists)
2013-14	Derek Stepan	6	Feb. 27 – Mar. 9, 2014	(8 assists)

*Denotes Rangers all-time leader

LONGEST POINT STREAKS YEAR-BY-YEAR (SINCE 1950)

YEAR	PLAYER	GAMES	DATE	TOTALS
1950-51	Jack McLeod	6	Nov. 5 to Nov. 18, 1950	(3 goals and 4 assists)
	Buddy O'Connor	6	Feb. 1 to Feb. 15, 1951	(3 goals and 4 assists)
1951-52	Hy Buller	6	Jan. 9 to Jan. 20, 1952	(4 goals and 3 assists)
1952-53	Wally Hergesheimer	9	Dec. 7 to Dec. 28, 1952	(3 goals and 9 assists)
1953-54	Paul Ronty	5	Feb. 14 to Feb. 24, 1954	(1 goal and 6 assists)
1954-55	Danny Lewicki	6	Feb. 5 to Feb. 16, 1955	(4 goals and 5 assists)
	Don Raleigh	6	Feb. 5 to Feb. 16, 1955	(2 goals and 7 assists)
	Dean Prentice	6	Nov. 27 to Dec. 8, 1954	(2 goals and 5 assists)
1955-56	Dave Creighton	8	Oct. 7 to Oct. 26, 1955	(4 goals and 8 assists)
1956-57	Camille Henry	11	Feb. 7 to Mar. 2, 1957	(8 goals and 12 assists)
1957-58	Andy Bathgate	8	Feb. 14 to Mar. 2, 1958	(8 goals and 9 assists)
1958-59	Andy Bathgate	12	Jan. 10 to Feb. 7, 1959	(8 goals and 11 assists)
1959-60	Dean Prentice	8	Mar. 6 to Mar. 20, 1960	(6 goals and 6 assists)
1960-61	Red Sullivan	8	Jan. 4 to Feb. 18, 1961	(4 goals and 4 assists)
	Earl Ingarfield	8	Jan. 22 to Feb. 5, 1961	(8 assists)
1961-62	Dean Prentice	9	Jan. 31 to Feb. 15, 1962	(5 goals and 7 assists)
1962-63	Andy Bathgate	13	Dec. 9 to Jan. 5, 1963	(12 goals and 6 assists)
1963-64	Rod Gilbert	11	Dec. 29 to Jan. 23, 1964	(8 goals and 7 assists)
1964-65	Rod Gilbert	7	Mar. 14 to Mar. 28, 1965	(2 goals and 10 assists)
1965-66	Don Marshall	7	Feb. 19 to Mar. 3, 1966	(5 goals and 5 assists)
1966-67	Earl Ingarfield	6	Nov. 19 to Nov. 30, 1966	(2 goals and 6 assists)
1967-68	Rod Gilbert	10	Dec. 25 to Jan. 17, 1968	(6 goals and 11 assists)
1968-69	Rod Gilbert	13	Nov. 8 to Dec. 5, 1968	(5 goals and 12 assists)
	Jean Ratelle	13	Mar. 5 to Mar. 30, 1969	(12 goals and 10 assists)
1969-70	Walt Tkaczuk	13	Dec. 28 to Jan. 28, 1978	(9 goals and 12 assists)
1970-71	Rod Gilbert	10	Jan. 20 to Feb. 9, 1971	(9 goals and 3 assists)
1971-72	Jean Ratelle	13	Feb. 3 to Feb. 27, 1972	(16 goals and 12 assists)
1972-73	Rod Gilbert	14	Oct. 7 to Nov. 8, 1972	(11 goals and 12 assists)
1973-74	Rod Gilbert	5	Dec. 1 to Dec. 9, 1973	(5 goals and 6 assists)
1974-75	Rod Gilbert	7	Nov. 27 to Dec. 12, 1974	(7 goals and 8 assists)
1975-76	Rod Gilbert	8	Jan. 23 to Feb. 7, 1976	(12 goals and 3 assists)
1976-77	Rod Gilbert	10	Nov. 20 to Dec. 8, 1976	(7 goals and 11 assists)
1977-78	Don Murdoch	8	Feb. 23 to Mar. 15, 1978	(7 goals and 6 assists)
1978-79	Mike McEwen	5	Oct. 12 to Oct. 21, 1978	(3 goals and 5 assists)
1979-80	Don Maloney	7	Dec. 3 to Dec. 15, 1979	(3 goals and 6 assists)
1980-81	Don Maloney	7	Nov. 26 to Dec. 10, 1980	(4 goals and 5 assists)
1981-82	Mike Rogers	16	Feb. 14 to Mar. 20, 1982	(10 goals and 18 assists)
1982-83	Don Maloney	10	Nov. 6 to Nov. 27, 1982	(7 goals and 7 assists)
1983-84	Mike Rogers	10	Oct. 10 to Oct. 30, 1983	(3 goals and 9 assists)

*Denotes Rangers all-time leader

LONGEST POINT STREAKS YEAR-BY-YEAR (SINCE 1950)

YEAR	PLAYER	GAMES	DATE	TOTALS
1983-84	Mike Rogers	10	Oct. 10 to Oct. 30, 1983	(3 goals and 9 assists)
1984-85	Reijo Ruotsalainen	14	Feb. 5 to Mar. 7, 1985	(9 goals and 11 assists)
1985-86	Pierre Larouche	9	Feb. 5 to Feb. 27, 1986	(10 goals and 4 assists)
1986-87	Walt Poddubny	15	Jan. 11 to Feb. 17, 1987	(11 goals and 8 assists)
1987-88	Walt Poddubny	11	Oct. 12 to Nov. 1, 1987	(9 goals and 9 assists)
1988-89	Carey Wilson	14	Dec. 26 to Jan. 26, 1989	(7 goals and 17 assists)
1989-90	Brian Mullen	12	Feb. 14 to Mar. 10, 1990	(6 goals and 14 assists)
1990-91	Darren Turcotte	11	Oct. 4 to Oct. 25, 1990	(6 goals and 13 assists)
*1991-92	Brian Leetch	17	Nov. 23 to Dec. 31, 1991	(5 goals and 24 assists)
1992-93	Mark Messier	9	Oct. 12 to Oct. 29, 1992	(6 goals and 10 assists)
	Tony Amonte	9	Mar. 6 to Mar. 26, 1993	(3 goals and 11 assists)
1993-94	Alex Kovalev	11	Mar. 16 to Apr. 8, 1994	(10 goals and 5 assists)
	Mark Messier	11	Jan. 14 to Feb. 9, 1994	(10 goals and 11 assists)
1994-95	Mark Messier	8	Apr. 12 to Apr. 26, 1995	(19 assists)
1995-96	Luc Robitaille	10	Oct. 16 to Nov. 3, 1995	(5 goals and 9 assists)
	Pat Verbeek	10	Dec. 30 to Jan. 24, 1996	(10 goals and 8 assists)
1996-97	Wayne Gretzky	15	Oct. 6 to Nov. 4, 1996	(7 goals and 15 assists)
1997-98	Wayne Gretzky	8	Jan. 20 to Feb. 4, 1998	(1 goal and 9 assists)
	Wayne Gretzky	8	Oct. 24 to Nov. 12, 1997	(3 goals and 8 assists)
1998-99	John MacLean	9	Feb. 19 to Mar. 8, 1999	(3 goals and 11 assists)
1999-00	Theoren Fleury	10	Nov. 3 to Nov. 26, 1999	(1 goal and 12 assists)
2000-01	Theoren Fleury	14	Dec. 2 to Dec. 31, 2000	(6 goals and 15 assists)
2001-02	Eric Lindros	7	Mar. 27 to Apr. 10, 2002	(7 goals and 5 assists)
	Pavel Bure	7	Mar. 27 to Apr. 10, 2002	(9 goals and 6 assists)
	Eric Lindros	7	Nov. 2 to Nov. 14, 2001	(5 goals and 4 assists)
2002-03	Bobby Holik	9	Dec. 28 to Jan. 13, 2003	(5 goals and 7 assists)
2003-04	Alex Kovalev	7	Nov. 18 to Nov. 30, 2003	(2 goals and 10 assists)
	Brian Leetch	7	Nov. 23 to Dec. 4, 2003	(5 goals and 4 assists)
2005-06	Jaromir Jagr	12	Mar. 12 to Apr. 4, 2006	(9 goals and 14 assists)
	Jaromir Jagr	12	Oct. 12 to Nov. 5, 2005	(12 goals and 7 assists)
2006-07	Martin Straka	11	Nov. 19 to Dec. 12, 2006	(7 goals and 12 assists)
2007-08	Scott Gomez	13	Dec. 6 to Jan. 2, 2008	(4 goals and 15 assists)
2008-09	Ryan Callahan	6	Mar. 12 to Mar. 22, 2009	(4 goals and 4 assists)
2009-10	Marian Gaborik	8	Oct. 2 to Oct 17, 2009	(6 goals and 12 assists)
	Marian Gaborik	8	Nov. 5 to Nov. 25, 2009	(8 goals and 6 assists)
2010-11	Vinny Prospal	8	Mar. 1 to Mar. 18, 2011	(2 goals and 8 assists)
2011-12	Brad Richards	7	Nov. 25 to Dec. 8, 2011	(4 goals and 7 assists)
	Ryan Callahan	7	Dec. 25 to Jan. 6, 2012	(2 goals and 6 assists)
2012-13	Ryan Callahan	7	Apr. 16 to Apr. 27, 2013	(5 goals and 6 assists)
2013-14	Derick Brassard	8	Jan. 26 – Mar. 1, 2014	(5 goals and 5 assists)

*Denotes Rangers all-time leader

REGULAR SEASON SCORING STATISTICS

1926-27		GP	G	A	PTS	PIM
Bill Cook		44	33	4	37	58
Frank Boucher		44	13	15	28	17
Bun Cook		44	14	9	23	42
Taffy Abel		44	8	4	12	78
Paul Thompson		43	7	3	10	12
Murray Murdoch		44	6	4	10	12
Stan Brown		24	6	2	8	14
Bill Boyd		41	4	1	5	40
Ching Johnson		27	3	2	5	66
Leo Bourgeault	NYR	20	1	1	2	28
	Total	42	2	1	3	72
Lester Patrick		1	0	0	0	2
Ollie Reinikka		16	0	0	0	0
Reg Mackey		34	0	0	0	16
Hal Winkler		8	0	0	0	0
Lorne Chabot		36	0	0	0	0

1927-28		GP	G	A	PTS	PIM
Frank Boucher		44	23	12	35	15
Bun Cook		44	14	14	28	45
Bill Cook		43	18	6	24	42
Ching Johnson		42	10	6	16	146
Murray Murdoch		44	7	3	10	14
Paul Thompson		42	4	4	8	22
Leo Bourgeault		37	7	0	7	72
Alex Gray		43	7	0	7	30
Bill Boyd		43	4	0	4	11
Taffy Abel		23	0	1	1	28
Laurie Scott		23	0	1	1	6
Patsy Callighen		36	0	0	0	32
Lorne Chabot		44	0	0	0	0

1928-29		GP	G	A	PTS	PIM
Frank Boucher		44	10	16	26	8
Bill Cook		43	15	8	23	41
Bun Cook		43	13	5	18	70
Paul Thompson		44	10	7	17	38
Murray Murdoch		44	8	6	14	18
Butch Keeling		43	6	3	9	35
Leo Bourgeault		44	2	3	5	59
Taffy Abel		44	3	1	4	41
Sparky Vail		18	3	0	3	16
Russell Oatman	NYR	27	1	1	2	10
	Total	38	2	1	3	22
Myles Lane		24	1	0	1	22
Bill Boyd		11	0	0	0	5
Gerry Carson	NYR	14	0	0	0	5
	Total	40	0	0	0	9
Ching Johnson		8	0	0	0	14
John Ross Roach		44	0	0	0	0

1929-30		GP	G	A	PTS	PIM
Frank Boucher		42	26	36	62	16
Bill Cook		44	29	30	59	56
Bun Cook		43	24	18	42	55
Butch Keeling		43	19	7	26	34
Murray Murdoch		44	13	13	26	22
Paul Thompson		44	7	12	19	36
Leo Bourgeault		44	7	6	13	54
Ching Johnson		30	3	3	6	82
Leroy Goldsworthy		44	4	1	5	16
Leo Quenneville		25	0	3	3	10
Ralph Taylor	NYR	22	2	0	2	32
	Total	39	3	0	3	74
Sparky Vail		32	1	1	2	2
Obs Heximer		19	1	0	1	4
Leo Reise	NYR	14	0	1	1	8
	Total	38	0	1	1	8
Yip Foster		31	0	0	0	10
Bill Regan		10	0	0	0	4
John Ross Roach		44	0	0	0	0

1930-31		GP	G	A	PTS	PIM
Bill Cook		43	30	12	42	39
Frank Boucher		44	12	27	39	20
Bun Cook		44	18	17	35	72
Butch Keeling		44	13	9	22	35
Murray Murdoch		44	7	7	14	8
Paul Thompson		44	7	7	14	36
Joe Jerwa		33	4	7	11	72
Cecil Dillon		25	7	3	10	8
Ching Johnson		44	2	6	8	77
Bud Maracle		11	1	3	4	4
Frank Waite		17	1	3	4	4
Bill Regan		42	2	1	3	49
Eddie Rodden		24	0	3	3	8
Gene Carrigan		33	2	0	2	13
Leo Bourgeault		10	0	1	1	12
Sam McAdam		5	0	0	0	0
Ernest Kenny		6	0	0	0	0
Frank Peters		43	0	0	0	59
John Ross Roach		44	0	0	0	0

1931-32		GP	G	A	PTS	PIM
Bill Cook		48	34	14	48	33
Cecil Dillon		48	23	15	38	22
Frank Boucher		48	12	23	35	18
Bun Cook		45	14	20	34	43
Art Somers		48	11	15	26	45
Murray Murdoch		48	5	16	21	32
Butch Keeling		48	17	3	20	38
Ching Johnson		47	3	10	13	106
Dutch Gainor		46	3	9	12	9
Earl Seibert		46	4	6	10	88
Doug Brennan		38	4	3	7	40
Vic Desjardins		48	3	3	6	16
Ott Heller		21	2	2	4	9
Hib Milks		48	0	4	4	12
John Ross Roach		48	0	0	0	0

1932-33		GP	G	A	PTS	PIM
Bill Cook		48	28	22	50	51
Bun Cook		48	22	15	37	35
Frank Boucher		46	7	28	35	4
Cecil Dillon		48	21	10	31	12
Art Somers		48	7	15	22	28
Babe Siebert		43	9	10	19	38
Ching Johnson		48	8	9	17	127
Murray Murdoch		48	5	11	16	23
Oscar Asmundson		48	5	10	15	20
Butch Keeling		47	8	6	14	22
Ott Heller		40	5	7	12	31
Doug Brennan		48	5	4	9	94
Earl Seibert		45	2	3	5	92
Carl Voss		10	2	1	3	4
Gord Pettinger		34	1	2	3	18
Andy Aitkenhead		48	0	0	0	0

1933-34		GP	G	A	PTS	PIM
Frank Boucher		48	14	30	44	4
Cecil Dillon		48	13	26	39	10
Bun Cook		48	18	15	33	36
Murray Murdoch		48	17	10	27	29
Bill Cook		48	13	13	26	21
Earl Seibert		48	13	10	23	66
Butch Keeling		48	15	5	20	20
Vic Ripley	NYR	34	5	12	17	10
	Total	48	7	13	20	16
Danny Cox	NYR	13	5	0	5	2
	Total	42	5	4	9	2
Oscar Asmundson		46	2	6	8	8
Ching Johnson		48	2	6	8	86
Ott Heller		48	2	5	7	29
Duke Dukowski	NYR	29	0	6	6	18
	Total	43	0	7	7	31
Albert Leduc	NYR	10	0	0	0	6
	Total	42	1	3	4	40
Art Somers		8	1	2	3	5
Jean Pusie		19	0	2	2	17
Babe Siebert		13	0	1	1	18
Lorne Carr		14	0	0	0	0
Doug Brennan		37	0	0	0	18
Andy Aitkenhead		48	0	0	0	0

1934-35		GP	G	A	PTS	PIM
Frank Boucher		48	13	32	45	2
Bill Cook		48	21	15	36	23
Cecil Dillon		48	25	9	34	4
Bun Cook		48	13	21	34	26
Murray Murdoch		48	14	15	29	14
Earl Seibert		48	6	19	25	86
Lynn Patrick		48	9	13	22	17
Bert Connelly		47	10	11	21	23
Butch Keeling		47	15	4	19	14
Charley Mason		46	5	9	14	14
Ott Heller		47	3	11	14	31
Ching Johnson		29	2	3	5	34
Art Somers		41	0	5	5	4
Alex Levinsky		20	0	4	4	6
Harold Starr		33	1	1	2	31
Vic Ripley		4	0	2	2	0
Bill MacKenzie	NYR	15	1	0	1	10
	Total	20	1	0	1	10
Percy Jackson		1	0	0	0	0
Andy Aitkenhead		10	0	0	0	0
Dave Kerr		37	0	0	0	0

1935-36		GP	G	A	PTS	PIM
Cecil Dillon		48	18	14	32	12
Frank Boucher		48	11	18	29	2
Lynn Patrick		48	11	14	25	29
Howie Morenz	NYR	19	2	4	6	6
	Total	42	6	15	21	26
Butch Keeling		46	13	5	18	22
Bill Cook		44	7	10	17	16
Glenn Brydson		30	4	12	16	7

REGULAR SEASON SCORING STATISTICS

1935-36 (CONT'D)		GP	G	A	PTS	PIM
Ott Heller		43	2	11	13	40
Murray Murdoch		48	2	9	11	9
Bun Cook		26	4	5	9	12
Art Coulter	NYR	23	1	5	6	26
	Total	48	1	7	8	44
Ching Johnson		47	5	3	8	58
Alex Shibicky		18	4	2	6	6
Charley Mason		28	1	5	6	30
Earl Seibert		17	2	3	5	6
Mac Colville		18	1	4	5	6
Bert Connelly		25	2	2	4	10
Vern Ayers		28	0	4	4	38
Babe Pratt		17	1	1	2	16
Phil Watson		24	0	2	2	24
Neil Colville		1	0	0	0	0
Joe Cooper		1	0	0	0	0
Harold Starr		16	0	0	0	12
Bert Gardiner		1	0	0	0	0
Dave Kerr		47	0	0	0	0

1936-37	GP	G	A	PTS	PIM
Cecil Dillon	48	20	11	31	13
Phil Watson	48	11	17	28	22
Neil Colville	45	10	18	28	33
Butch Keeling	48	22	4	26	18
Lynn Patrick	45	8	16	24	23
Alex Shibicky	47	14	8	22	30
Frank Boucher	44	7	13	20	5
Mac Colville	46	7	12	19	10
Ott Heller	48	5	12	17	42
Babe Pratt	47	8	7	15	23
Murray Murdoch	48	0	14	14	16
Art Coulter	47	1	5	6	27
Bill Cook	21	1	4	5	6
Joe Cooper	48	0	3	3	42
Eddie Wares	2	2	0	2	0
Clint Smith	2	1	0	1	0
Bryan Hextall	3	0	1	1	0
Ching Johnson	35	0	0	0	2
Joe Krol	1	0	0	0	0
Dave Kerr	48	0	0	0	0

1937-38	GP	G	A	PTS	PIM
Cecil Dillon	48	21	18	39	6
Clint Smith	48	14	23	37	0
Neil Colville	45	17	19	36	11
Alex Shibicky	48	17	18	35	26
Lynn Patrick	48	15	19	34	24
Phil Watson	48	7	25	32	52
Mac Colville	48	14	14	28	18
Bryan Hextall	48	17	4	21	6
Babe Pratt	47	5	14	19	56
Butch Keeling	38	8	9	17	12
Ott Heller	48	2	14	16	68
Art Coulter	43	5	10	15	90
Bobby Kirk	39	4	8	12	14
Joe Cooper	46	3	2	5	56
Muzz Patrick	1	0	2	2	0
Frank Boucher	18	0	1	1	2
Dutch Hiller	8	0	1	1	2
Larry Molyneaux	2	0	0	0	2
Dave Kerr	48	0	0	0	0

1938-39	GP	G	A	PTS	PIM
Clint Smith	48	21	20	41	2
Neil Colville	48	18	19	37	12
Phil Watson	48	15	22	37	42
Bryan Hextall	48	20	15	35	18
Alex Shibicky	48	24	9	33	24
Dutch Hiller	48	10	19	29	22
Lynn Patrick	35	8	21	29	25
Mac Colville	48	7	21	28	24
Cecil Dillon	48	12	15	27	6
Ott Heller	48	0	23	23	42
Babe Pratt	48	2	19	21	20
George Allen	19	6	6	12	10
Art Coulter	44	4	8	12	58
Muzz Patrick	48	1	10	11	64
Joe Krol	1	1	1	2	0
Bill Carse	1	0	1	1	0
Larry Molyneaux	43	0	1	1	18
Dave Kerr	48	0	0	0	0

1939-40	GP	G	A	PTS	PIM
Bryan Hextall	48	24	15	39	52
Neil Colville	48	19	19	38	22
Phil Watson	48	7	28	35	42
Alex Shibicky	44	11	21	32	33
Dutch Hiller	48	13	18	31	57

1939-40 (CONT'D)	GP	G	A	PTS	PIM
Kilby MacDonald	44	15	13	28	19
Lynn Patrick	48	12	16	2834	
Clint Smith	41	8	16	24	2
Mac Colville	47	7	14	21	12
Ott Heller	47	5	14	19	26
Alf Pike	47	8	9	17	38
Babe Pratt	48	4	13	17	61
Art Coulter	48	1	9	10	68
Muzz Patrick	46	2	4	6	44
John Polich	1	0	0	0	0
Stan Smith	1	0	0	0	0
Cliff Barton	3	0	0	0	0
Dave Kerr	48	0	0	0	0

1940-41	GP	G	A	PTS	PIM
Bryan Hextall	48	26	18	44	16
Lynn Patrick	48	20	24	44	12
Neil Colville	48	14	28	42	28
Phil Watson	40	11	25	36	49
Mac Colville	47	14	17	31	18
Clint Smith	48	14	11	25	0
Alex Shibicky	41	10	14	24	14
Babe Pratt	47	3	17	20	52
Alf Pike	48	6	13	19	23
Art Coulter	35	5	14	19	42
Dutch Hiller	44	8	10	18	20
Ott Heller	48	2	16	18	42
Kilby MacDonald	47	5	6	11	12
Muzz Patrick	47	2	8	10	21
Stan Smith	8	2	1	3	0
Herb Foster	5	1	0	1	5
Bill Allum	1	1	0	1	0
John Polich	2	0	1	1	0
Bill Juzda	5	0	0	0	2
Dave Kerr	48	0	0	0	0

1941-42	GP	G	A	PTS	PIM
Bryan Hextall	48	24	32	56	30
Lynn Patrick	47	32	22	54	18
Phil Watson	48	15	37	52	58
Alex Shibicky	45	20	14	34	16
Clint Smith	47	10	24	34	4
Grant Warwick	44	16	17	33	36
Neil Colville	48	8	25	33	37
Mac Colville	46	14	16	30	26
Babe Pratt	47	4	24	28	55
Alf Pike	34	8	19	27	16
Alan Kuntz	31	10	11	21	10
Art Coulter	47	1	16	17	31
Bill Juzda	45	4	8	12	29
Ott Heller	35	6	5	11	22
Hub Macey	9	3	5	8	0
Norm Tustin	18	2	4	6	0
Norm Burns	11	0	4	4	2
Jim Henry	48	0	0	0	0

1942-43		GP	G	A	PTS	PIM
Lynn Patrick		50	22	39	61	28
Bryan Hextall		50	27	32	59	28
Phil Watson		46	14	28	42	44
Hank Goldup	NYR	36	11	20	31	33
	Total	44	12	27	39	37
Grant Warwick		50	17	18	35	31
Clint Smith		47	12	21	33	4
Bob Kirkpatrick		49	12	12	24	6
Alf Pike		41	6	16	22	48
Scotty Cameron		35	8	11	19	0
Ott Heller		45	4	14	18	14
Vic Myles		45	6	9	15	57
Gus Mancuso		21	6	8	14	13
Joe Shack		20	5	9	14	6
Joe Bell		15	2	5	7	6
Hub Macey		9	3	3	6	0
Gord Davidson		35	2	3	5	4
Lin Bend		8	3	1	4	2
Bill Gooden		12	0	3	3	0
Red Garrett		23	1	1	2	18
Babe Pratt		4	0	2	2	6
Billy Warwick		1	0	1	1	4
Vic Lynn		1	0	0	0	0
Spence Tatchell		1	0	0	0	0
Lionel Bouvrette		1	0	0	0	0
Steve Buzinski		9	0	0	0	0
Bill Beveridge		17	0	0	0	0
Jimmy Franks		23	0	0	0	0

1943-44	GP	G	A	PTS	PIM
Bryan Hextall	50	21	33	54	41
Dutch Hiller	50	18	22	40	15
Ott Heller	50	8	27	35	29

REGULAR SEASON SCORING STATISTICS

1943-44 (CONT'D)		GP	G	A	PTS	PIM
Ab DeMarco	NYR	36	14	19	33	2
	Total	39	14	19	33	2
John Mahaffy		28	9	20	29	0
Ossie Aubuchon	NYR	38	16	12	28	4
	Total	47	17	12	29	4
Fern Gauthier		33	14	10	24	0
Jack McDonald		43	10	9	19	6
Bill Gooden		41	9	8	17	15
Grant Warwick		18	8	9	17	14
Bucko McDonald	NYR	41	5	6	11	14
	Total	50	7	10	17	22
Kilby MacDonald		24	7	9	16	4
Bob Dill		28	6	10	16	66
Frank Boucher		15	4	10	14	2
Aldo Palazzari	NYR	11	2	0	2	0
	Total	35	8	3	11	4
Chuck Scherza	NYR	5	3	2	5	11
	Total	14	4	3	7	17
Billy Warwick		13	3	2	5	12
Don Raleigh		15	2	2	4	2
Gord Davidson		16	1	3	4	4
Roger Leger		7	1	2	3	2
Tom Dewar		9	0	2	2	4
Charlie Sands		9	0	2	2	0
Hank Damore		4	1	0	1	2
Archie Fraser		3	0	1	1	0
Jim Jamieson		1	0	1	1	0
Tony Demers		1	0	0	0	0
Henry Dyck		1	0	0	0	0
Max Labovitch		5	0	0	0	4
Jack Mann		3	0	0	0	0
Robert McDonald		1	0	0	0	0
Lloyd Mohns		1	0	0	0	0
Art Strobel		7	0	0	0	0
Harry Lumley		1	0	0	0	0
Ken McAuley		50	0	0	0	0

1944-45	GP	G	A	PTS	PIM
Ab DeMarco	50	24	30	54	10
Grant Warwick	42	20	22	42	25
Hank Goldup	48	17	25	42	25
Fred Thurier	50	16	19	35	14
Fred Hunt	44	13	9	22	6
Joe Shack	50	4	18	22	14
Walt Atanas	49	13	8	21	40
Phil Watson	45	11	8	19	24
Ott Heller	45	7	12	19	26
Kilby MacDonald	36	9	6	15	12
Bob Dill	48	9	5	14	69
Bucko McDonald	40	2	9	11	0
Jack Mann	6	3	4	7	0
Bill Moe	35	2	4	6	14
Chuck Scherza	22	2	3	5	18
Guy Labrie	27	2	2	4	14
Neil Colville	4	0	1	1	2
Hal Cooper	8	0	0	0	2
Jim Drummond	2	0	0	0	0
Alex Ritson	1	0	0	0	0
Len Wharton	1	0	0	0	0
Doug Stevenson	4	0	0	0	0
Ken McAuley	46	0	0	0	0

1945-46	GP	G	A	PTS	PIM
Ab DeMarco	50	20	27	47	20
Grant Warwick	45	19	18	37	19
Edgar Laprade	49	15	19	34	0
Phil Watson	49	12	14	26	43
Tony Leswick	50	15	9	24	26
Alf Pike	33	7	9	16	18
Alex Shibicky	33	10	5	15	12
Lynn Patrick	38	8	6	14	30
Mac Colville	39	7	6	13	8
Cal Gardner	16	8	2	10	2
Neil Colville	49	5	4	9	25
Bill Moe	48	4	4	8	14
Rene Trudell	16	3	5	8	4
Hank Goldup	19	6	1	7	11
Ott Heller	34	2	3	5	14
Church Russell	17	0	5	5	2
Bill Juzda	32	1	3	4	17
Harold Brown	13	2	1	3	2
Hal Laycoe	17	0	2	2	6
Muzz Patrick	24	0	2	2	4
Bryan Hextall	3	0	1	1	0
Alan Kuntz	14	0	1	1	2
Jim Henry	11	0	0	0	0
Chuck Rayner	40	0	0	0	0

1946-47	GP	G	A	PTS	PIM
Tony Leswick	59	27	14	41	51
Grant Warwick	54	20	20	40	24

1946-47 (CONT'D)	GP	G	A	PTS	PIM
Edgar Laprade	58	15	25	40	9
Bryan Hextall	60	20	10	30	18
Cal Gardner	52	13	16	29	30
Church Russell	54	20	8	28	8
Rene Trudell	59	8	16	24	38
Neil Colville	60	4	16	20	16
Ab DeMarco	44	9	10	19	4
Alf Pike	31	7	11	18	2
Phil Watson	48	6	12	18	17
Bill Moe	59	4	10	14	44
Hal Laycoe	58	1	12	13	25
Joe Bell	47	6	4	10	12
Joe Cooper	59	2	8	10	38
Bill Juzda	45	3	5	8	60
Jean-Paul Lamirande	14	1	1	2	14
Joe Levandowski	8	1	1	2	0
Huddy Bell	1	0	1	1	0
Jean-Paul Denis	6	0	1	1	0
Mac Colville	14	0	0	0	8
Jack Lancien	1	0	0	0	0
Norm Larson	1	0	0	0	0
Mel Read	1	0	0	0	0
Sherman White	1	0	0	0	0
Jim Henry	2	0	0	0	0
Chuck Rayner	58	0	0	0	0

1947-48	GP	G	A	PTS	PIM
Buddy O'Connor	60	24	36	60	8
Edgar Laprade	59	13	34	47	7
Tony Leswick	60	24	16	40	76
Phil Watson	54	18	15	33	54
Don Raleigh	52	15	18	33	2
Eddie Kullman	51	15	17	32	32
Grant Warwick	40	17	12	29	30
Cal Gardner	58	7	18	25	71
Bryan Hextall	43	8	14	22	18
Rene Trudell	54	13	7	20	30
Frank Eddolls	58	6	13	19	16
Neil Colville	55	4	12	16	25
Bill Moe	59	1	15	16	31
Bill Juzda	60	3	9	12	70
Ed Slowinski	38	6	5	11	2
Church Russell	19	0	3	3	2
Ron Rowe	5	1	0	1	0
Fred Shero	19	1	0	1	2
Jean-Paul Lamirande	18	0	1	1	6
Hub Anslow	2	0	0	0	0
Herb Foster	1	0	0	0	0
Bing Juckes	2	0	0	0	0
Larry Kwong	1	0	0	0	0
Fern Perreault	2	0	0	0	0
Billy Taylor	2	0	0	0	0
Bob DeCourcy	1	0	0	0	0
Chuck Rayner	12	0	0	0	0
Jim Henry	48	0	0	0	0

1948-49	GP	G	A	PTS	PIM
Buddy O'Connor	46	11	24	35	0
Alex Kaleta	56	12	19	31	18
Edgar Laprade	56	18	12	30	12
Pentti Lund	59	14	16	30	16
Tony Leswick	60	13	14	27	70
Don Raleigh	41	10	16	26	8
Dunc Fisher	60	9	16	25	40
Nick Mickoski	54	13	9	22	20
Clint Albright	59	14	5	19	19
Jack Gordon	31	3	9	12	0
Allan Stanley	40	2	8	10	22
Eddie Kullman	18	4	5	9	14
Fred Shero	59	3	6	9	64
Wally Stankowski	60	1	8	9	16
Bill Moe	60	0	9	9	60
Frank Eddolls	34	4	2	6	10
Neil Colville	14	0	5	5	2
Wes Trainor	17	1	2	3	6
Ed Slowinski	20	1	1	2	2
Ray Manson	1	0	1	1	0
Moe Morris	18	0	1	1	8
Al Staley	1	0	1	1	0
Bucky Buchanan	2	0	0	0	0
Val Delory	1	0	0	0	0
Jack Evans	3	0	0	0	4
Emile Francis	2	0	0	0	0
Chuck Rayner	58	0	0	0	2

1949-50	GP	G	A	PTS	PIM
Edgar Laprade	60	22	22	44	2
Tony Leswick	69	19	25	44	85
Ed Slowinski	63	14	23	37	12
Don Raleigh	70	12	25	37	11
Dunc Fisher	70	12	21	33	42

REGULAR SEASON SCORING STATISTICS

1949-50 (CONT'D)		GP	G	A	PTS	PIM
Buddy O'Connor		66	11	22	33	4
Alex Kaleta		67	17	14	31	40
Pentti Lund		64	18	9	27	16
Nick Mickoski		45	10	10	20	10
Pat Egan		70	5	11	16	50
Jackie McLeod		38	6	9	15	2
Fred Shero		67	2	8	10	71
Bud Poile		27	3	6	9	8
Allan Stanley		55	4	4	8	58
Gus Kyle		70	3	5	8	143
Frank Eddolls		58	2	6	8	20
Jean-Paul Lamirande		16	4	3	7	6
Jack Lancien		43	1	4	5	27
Bing Juckes		14	2	1	3	6
Odie Lowe		4	1	1	2	0
Don Smith		11	1	1	2	0
Wally Stanowski		37	1	1	2	10
Sherman White		3	0	2	2	0
Douglas Adam		4	0	1	1	0
Jean-Paul Denis		4	0	1	1	2
Jack Evans		2	0	0	0	2
Jack Gordon		1	0	0	0	0
Bill Kyle		2	0	0	0	0
Bill McDonagh		4	0	0	0	2
Fern Perreault		1	0	0	0	0
John Webster		14	0	0	0	4
Emile Francis		1	0	0	0	0
Chuck Rayner		69	0	0	0	6

1950-51		GP	G	A	PTS	PIM
Reg Sinclair		70	18	21	39	70
Don Raleigh		64	15	24	39	18
Buddy O'Connor		66	16	20	36	0
Nick Mickoski		64	20	15	35	12
Eddie Kullman		70	14	18	32	88
Ed Slowinski		69	14	18	32	15
Zellio Toppazzini	NYR	55	14	14	28	27
	Total	59	14	15	29	27
Tony Leswick		70	15	11	26	112
Edgar Laprade		42	10	13	23	0
Allan Stanley		70	7	14	21	75
Pentti Lund		59	4	16	20	6
Pat Egan		70	5	10	15	70
Jackie McLeod		41	5	10	15	2
Frank Eddolls		68	3	8	11	24
Alex Kaleta		58	3	4	7	26
Wally Stanowski		49	1	5	6	28
Gus Kyle		64	2	3	5	92
Bill Kyle		1	0	3	3	0
Ed Harrison	NYR	4	1	0	1	2
	Total	13	2	0	2	2
Jack Evans		49	1	0	1	95
Vic Howe		3	1	0	1	0
Jack Gordon		4	0	1	1	0
Jack Lancien		19	0	1	1	8
Dunc Fisher		12	0	0	0	0
Dick Kotanen		1	0	0	0	0
Robert Wood		1	0	0	0	0
Bill Wylie		1	0	0	0	0
Emile Francis		5	0	0	0	0
Chuck Rayner		66	0	0	0	6

1951-52		GP	G	A	PTS	PIM
Don Raleigh		70	19	42	61	14
Ed Slowinski		64	21	22	43	18
Paul Ronty		65	12	31	43	16
Gaye Stewart		69	15	25	40	22
Wally Hergesheimer		68	26	12	38	6
Edgar Laprade		70	9	29	38	8
Hy Buller		68	12	23	35	96
Reg Sinclair		69	20	10	30	33
Herb Dickenson		37	14	13	27	8
Eddie Kullman		64	11	10	21	59
Nick Mickoski		43	7	13	20	20
Allan Stanley		50	5	14	19	52
Stephen Kraftcheck		58	8	9	17	30
Jim Ross		51	2	9	11	25
Frank Eddolls		42	3	5	8	18
Jack Evans		52	1	6	7	83
Jack Stoddard		20	4	2	6	2
Jackie McLeod		13	2	3	5	2
Clare Martin	NYR	14	0	1	1	6
	Total	45	1	3	4	14
Jim Conacher	NYR	16	0	1	1	2
	Total	21	1	2	3	2
Zellio Toppazzini		16	1	1	2	4
Lloyd Ailsby		3	0	0	0	2
Lorne Anderson		3	0	0	0	0
Emile Francis		14	0	0	0	0
Chuck Rayner		53	0	0	0	4

1952-53		GP	G	A	PTS	PIM
Wally Hergesheimer		70	30	29	59	10
Paul Ronty		70	16	38	54	20
Nick Mickoski		70	19	16	35	39
Jack Stoddard		60	12	13	25	29
Hy Buller		70	7	18	25	73
Neil Strain		52	11	13	24	12
Don Raleigh		55	4	18	22	2
Leo Reise		61	4	15	19	53
Eddie Kullman		70	8	10	18	61
Pete Babando	NYR	29	4	4	8	4
	Total	58	9	9	18	18
Allan Stanley		70	5	12	17	52
Harry Howell		67	3	8	11	46
Stephen Kraftcheck		69	2	9	11	45
Dean Prentice		55	6	3	9	20
Herb Dickenson		11	4	4	8	2
Aldo Guidolin		30	4	4	8	24
Ed Slowinski		37	2	5	7	14
George Senick		13	2	3	5	8
Jim Conacher		17	1	4	5	2
Ron Murphy		15	3	1	4	0
Edgar Laprade		11	2	1	3	2
Gaye Stewart		18	1	1	2	8
Jim Ross		11	0	2	2	4
Kelly Burnett		3	1	0	1	0
Aggie Kukulowicz		3	1	0	1	0
Andy Bathgate		18	0	1	1	6
Gord Haworth		2	0	1	1	0
Frank Bathgate		2	0	0	0	2
Mike Labadie		3	0	0	0	0
Ian MacIntosh		4	0	0	0	4
Jackie McLeod		3	0	0	0	2
Chuck Rayner		20	0	0	0	2
Lorne Worsley		50	0	0	0	2

1953-54		GP	G	A	PTS	PIM
Paul Ronty		70	13	33	46	18
Don Raleigh		70	15	30	45	16
Wally Hergesheimer		66	27	16	43	42
Camille Henry		66	24	15	39	10
Nick Mickoski		68	19	16	35	22
Max Bentley		57	14	18	32	15
Dean Prentice		52	4	13	17	18
Hy Buller		41	3	14	17	40
Harry Howell		67	7	9	16	58
Eddie Kullman		70	4	10	14	44
Ivan Irwin		56	2	12	14	109
Ike Hildebrand		31	6	7	13	12
Doug Bentley		20	2	10	12	2
Bob Chrystal		64	5	5	10	44
Jack Evans		44	4	4	8	73
Leo Reise		70	3	5	8	71
Aldo Guidolin		68	2	6	8	51
Edgar Laprade		35	1	6	7	2
Andy Bathgate		20	2	2	4	18
Ron Murphy		27	1	3	4	20
Glen Sonmor		15	2	0	2	17
Billy Dea		14	1	1	2	2
Allan Stanley		10	0	2	2	11
Chick Chalmers		1	0	0	0	0
Vic Howe		1	0	0	0	0
Aggie Kukulowicz		1	0	0	0	0
Bill McCreary		2	0	0	0	2
Johnny Bower		70	0	0	0	0

1954-55		GP	G	A	PTS	PIM
Danny Lewicki		70	29	24	53	8
Andy Bathgate		70	20	20	40	37
Don Raleigh		69	8	32	40	19
Dean Prentice		70	16	15	31	20
Ron Murphy		66	14	16	30	36
Larry Popein		70	11	17	28	27
Bill Gadsby	NYR	52	8	8	16	44
	Total	70	11	13	24	61
Pete Conacher	NYR	52	10	7	17	10
	Total	70	12	11	23	12
Harry Howell		70	2	14	16	87
Bob Chrystal		68	6	9	15	68
Paul Ronty		55	4	11	15	8
Edgar Laprade		60	3	11	14	0
Nick Mickoski		18	0	14	14	6
Ivan Irwin		60	0	13	13	85
Camille Henry		21	5	2	7	4
Aldo Guidolin		70	2	5	7	34
Wally Hergesheimer		14	4	2	6	4
Vic Howe		29	2	4	6	10
Jack Evans		47	0	5	5	91
Bill Ezinicki		16	2	2	4	22
Lou Fontinato		27	2	2	4	60
Jackie McLeod		11	1	1	2	4

REGULAR SEASON SCORING STATISTICS

1954-55 (CONT'D)	GP	G	A	PTS	PIM
Bill McCreary	8	0	2	2	0
Allan Stanley	12	0	1	1	2
Dick Bouchard	1	0	0	0	0
Ron Howell	3	0	0	0	0
Glen Sonmor	13	0	0	0	4
Johnny Bower	5	0	0	0	0
Lorne Worsley	65	0	0	0	2
1955-56	**GP**	**G**	**A**	**PTS**	**PIM**
Andy Bathgate	70	19	47	66	59
Dave Creighton	70	20	31	51	43
Bill Gadsby	70	9	42	51	84
Danny Lewicki	70	18	27	45	26
Ron Murphy	66	16	28	44	71
Dean Prentice	70	24	18	42	44
Wally Hergesheimer	70	22	18	40	26
Larry Popein	64	14	25	39	37
Andy Hebenton	70	24	14	38	8
Bronco Horvath	66	12	17	29	40
Pete Conacher	41	11	11	22	10
Lou Fontinato	70	3	15	18	202
Harry Howell	70	3	15	18	77
Don Raleigh	29	1	12	13	4
Jean-Guy Gendron	63	5	7	12	38
Jack Evans	70	2	9	11	104
Aldo Guidolin	14	1	0	1	8
Jim Bartlett	12	0	1	1	8
Ivan Irwin	34	0	1	1	20
Ron Howell	1	0	0	0	0
Lorne Worsley	70	0	0	0	2
1956-57	**GP**	**G**	**A**	**PTS**	**PIM**
Andy Bathgate	70	27	50	77	60
Andy Hebenton	70	21	23	44	10
Dean Prentice	68	19	23	42	38
Bill Gadsby	70	4	37	41	72
Dave Creighton	70	18	21	39	42
Danny Lewicki	70	18	20	38	47
Larry Popein	67	11	19	30	20
Camille Henry	36	14	15	29	2
Red Sullivan	42	6	17	23	36
Ron Murphy	33	7	12	19	14
Gerry Foley	69	7	9	16	48
Jean-Guy Gendron	70	9	6	15	40
Parker MacDonald	45	7	8	15	24
Lou Fontinato	70	3	12	15	139
Harry Howell	65	2	10	12	70
Larry Cahan	61	5	4	9	65
Jack Evans	70	3	6	9	110
Bruce Cline	30	2	3	5	10
Bronco Horvath	7	1	2	3	4
Johnny Bower	2	0	0	0	0
Lorne Worsley	68	0	0	0	19
1957-58	**GP**	**G**	**A**	**PTS**	**PIM**
Andy Bathgate	65	30	48	78	42
Camille Henry	70	32	24	56	2
Dave Creighton	70	17	35	52	40
Bill Gadsby	65	14	32	46	48
Red Sullivan	70	11	35	46	61
Andy Hebenton	70	21	24	45	17
Larry Popein	70	12	22	34	22
Danny Lewicki	70	11	19	30	26
Jean-Guy Gendron	70	10	17	27	68
Dean Prentice	38	13	9	22	14
Parker MacDonald	70	8	10	18	30
Jack Evans	70	4	8	12	108
Harry Howell	70	4	7	11	62
Lou Fontinato	70	3	8	11	152
Hank Ciesla	60	2	6	8	16
Gerry Foley	68	2	5	7	43
Larry Cahan	34	1	1	2	20
Ivan Irwin	1	0	0	0	0
Marcel Paille	33	0	0	0	0
Lorne Worsley	37	0	0	0	10
1958-59	**GP**	**G**	**A**	**PTS**	**PIM**
Andy Bathgate	70	40	44	88	48
Red Sullivan	70	21	42	63	56
Andy Hebenton	70	33	29	62	8
Camille Henry	70	23	35	58	2
Bill Gadsby	70	5	46	51	56
Dean Prentice	70	17	33	50	11
Larry Popein	61	13	21	34	28
Eddie Shack	67	7	14	21	109
Jim Bartlett	70	11	9	20	118
Hank Ciesla	69	6	14	20	21
Harry Howell	70	4	10	14	101
Los Colwill	69	7	6	13	16
Lou Fontinato	64	7	6	13	149
John Hanna	70	1	10	11	83
Wally Hergesheimer	22	3	0	3	6

1958-59 (CONT'D)	GP	G	A	PTS	PIM
Jack Bownass	35	1	2	3	20
Earl Ingarfield	35	1	2	3	10
Larry Cahan	16	1	0	1	8
Julian Klymkiw	1	0	0	0	0
Marcel Paille	1	0	0	0	0
Bruce Gamble	2	0	0	0	0
Lorne Worsley	67	0	0	0	10
1959-60	**GP**	**G**	**A**	**PTS**	**PIM**
Andy Bathgate	70	26	48	74	28
Dean Prentice	70	32	34	66	43
Andy Hebenton	70	19	27	46	4
Red Sullivan	70	12	25	37	81
Larry Popein	66	14	22	36	16
Bill Gadsby	65	9	22	31	60
Ken Schinkel	69	13	16	29	27
Brian Cullen	64	8	21	29	6
Camille Henry	49	12	15	27	6
Eddie Shack	62	8	10	18	110
Bob Kabel	44	5	11	16	32
Harry Howell	67	7	6	13	58
Lou Fontinato	64	2	11	13	137
Jim Bartlett	44	8	4	12	48
John Hanna	61	4	8	12	87
Jack Bownass	37	2	5	7	34
Art Stratton	18	2	5	7	2
Mel Pearson	23	1	5	6	13
Earl Ingarfield	20	1	2	3	2
Irv Spencer	32	1	2	3	20
Bill Sweeney	4	1	0	1	0
Ian Cushenan	17	0	1	1	22
Dave Balon	3	0	0	0	0
Parker MacDonald	4	0	0	0	0
Noel Price	6	0	0	0	2
Joe Schaefer	1	0	0	0	0
Jack McCartan	4	0	0	0	0
Al Rollins	10	0	0	0	0
Marcel Paille	17	0	0	0	0
Lorne Worsley	39	0	0	0	12
1960-61	**GP**	**G**	**A**	**PTS**	**PIM**
Andy Bathgate	70	29	48	77	22
Andy Hebenton	70	26	28	54	10
Camille Henry	53	28	25	53	8
Dean Prentice	56	20	25	45	17
Red Sullivan	70	9	31	40	66
Bill Gadsby	65	9	26	35	49
Earl Ingarfield	66	13	21	34	18
Brian Cullen	42	11	19	30	6
Johnny Wilson NYR	56	14	12	26	24
Total	59	14	13	27	24
Pat Hanigan	53	11	9	20	24
Ted Hampson	69	6	14	20	4
Harry Howell	70	7	10	17	62
Floyd Smith	29	5	9	14	0
John Hanna	46	1	8	9	34
Irv Spencer	56	1	8	9	30
Ken Schinkel	38	2	6	8	18
Don Johns	63	1	7	8	34
Jim Morrison	19	1	6	7	6
Orland Kurtenbach	10	0	6	6	2
Lou Fontinato	53	2	3	5	100
Jean Ratelle	3	2	1	3	0
Len Ronson	13	2	1	3	10
Dave Balon	13	1	2	3	8
Eddie Shack	12	1	2	3	17
Danny Belisle	4	2	0	2	0
Bob Kabel	4	0	2	2	2
Al LeBrun	4	0	2	2	4
Bob Cunningham	3	0	1	1	0
Rod Gilbert	1	0	1	1	2
Larry Popein	4	0	1	1	0
Wayne Hall	4	0	0	0	0
Ron Hutchinson	9	0	0	0	0
Phil Latreille	4	0	0	0	2
Noel Price	1	0	0	0	2
Leon Rochefort	1	0	0	0	0
Joe Schaefer	1	0	0	0	0
Marcel Paille	4	0	0	0	0
Jack McCartan	8	0	0	0	0
Lorne Worsley	59	0	0	0	10
1961-62	**GP**	**G**	**A**	**PTS**	**PIM**
Andy Bathgate	70	28	56	84	44
Dean Prentice	68	22	38	60	20
Earl Ingarfield	70	26	31	57	18
Andy Hebenton	70	18	24	42	10
Camille Henry	60	23	15	38	8
Doug Harvey	69	6	24	30	42
Ken Schinkel	65	7	21	28	17
Ted Hampson	68	4	24	28	10

REGULAR SEASON SCORING STATISTICS

1961-62 (CONT'D)		GP	G	A	PTS	PIM
Jean-Guy Gendron		69	14	11	25	71
Albert Langlois		69	7	18	25	90
Pat Hannigan		56	8	14	22	34
Harry Howell		66	6	15	21	89
Dave Balon		30	4	11	15	11
Johnny Wilson		40	11	3	14	14
Jean Ratelle		31	4	8	12	4
Irv Spencer		43	2	10	12	31
Pete Goegan	NYR	7	0	2	2	6
	Total	46	5	7	12	30
Larry Cahan		57	2	7	9	85
Vic Hadfield		44	3	1	4	22
Jack Bownass		4	0	0	0	4
Bob Cunningham		1	0	0	0	0
Rod Gilbert		1	0	0	0	0
Mel Pearson		3	0	0	0	2
Dave Dryden		1	0	0	0	0
Dan Olesevich		1	0	0	0	0
Marcel Paille		10	0	0	0	0
Lorne Worsley		60	0	0	0	12

1962-63		GP	G	A	PTS	PIM
Andy Bathgate		70	35	46	81	54
Camille Henry		60	37	23	60	8
Don McKenney	NYR	21	8	16	24	4
	Total	62	22	35	57	6
Earl Ingarfield		69	19	24	43	40
Doug Harvey		68	4	35	39	92
Dean Prentice		49	13	25	38	18
Andy Hebenton		70	15	22	37	8
Rod Gilbert		70	11	20	31	20
Harry Howell		70	5	20	25	55
Dave Balon		70	11	13	24	72
Bronco Horvath		41	7	15	22	34
Jean Ratelle		48	11	9	20	8
Larry Cahan		56	6	14	20	47
Jim Neilson		69	5	11	16	38
Albert Langlois		60	2	14	16	62
Ken Schinkel		69	6	9	15	15
Vic Hadfield		36	5	6	11	32
Leon Rochefort		23	5	4	9	6
Ted Hampson		46	4	2	6	2
Don Johns		6	0	4	4	6
Bryan Hextall		21	0	2	2	10
Ralph Keller		3	1	0	1	6
Mel Pearson		5	1	0	1	6
Duane Rupp		2	0	0	0	0
Marcel Pelletier		2	0	0	0	0
Marcel Paille		3	0	0	0	0
Lorne Worsley		67	0	0	0	14

1963-64		GP	G	A	PTS	PIM
Phil Goyette		67	24	41	65	15
Rod Gilbert		70	24	40	64	62
Andy Bathgate		56	16	43	59	26
Camille Henry		68	29	26	55	8
Harry Howell		70	5	31	36	75
Jim Neilson		69	5	24	29	93
Bob Nevin	NYR	14	5	4	9	9
	Total	63	12	16	28	35
Earl Ingarfield		63	15	11	26	26
Don McKenney		55	9	17	26	9
Vic Hadfield		69	14	11	25	151
Val Fonteyne		69	7	18	25	4
Dick Duff	NYR	14	4	4	8	2
	Total	66	11	14	25	61
Don Marshall		70	11	12	23	8
Ron Ingram	NYR	16	1	3	4	8
	Total	66	4	9	13	58
Larry Cahan		53	4	8	12	80
Don Johns		57	1	9	10	26
Dick Meissner		35	3	5	8	0
Jean Ratelle		15	0	7	7	6
Albert Langlois		44	4	2	6	32
Dave Richardson		34	3	1	4	21
Doug Harvey		14	0	2	2	10
Marc Dufour		10	1	0	1	2
Howie Glover		25	1	0	1	9
Mike McMahon		18	0	1	1	16
Rod Seiling		2	0	1	1	0
Gord Labossiere		15	0	0	0	12
Sandy McGregor		2	0	0	0	2
Ken Schinkel		4	0	0	0	0
Gilles Villemure		5	0	0	0	0
Jacques Plante		65	0	0	0	6

1964-65		GP	G	A	PTS	PIM
Rod Gilbert		70	25	36	61	52
Phil Goyette		52	12	34	46	6
Vic Hadfield		70	18	20	38	102
Camille Henry		48	21	15	36	20

1964-65 (CONT'D)		GP	G	A	PTS	PIM
Don Marshall		69	20	15	35	2
Jean Ratelle		54	14	21	35	14
Doug Robinson	NYR	21	8	14	22	2
	Total	61	10	23	33	10
Bob Nevin		64	16	14	30	28
Earl Ingarfield		69	15	13	28	40
Rod Seiling		68	4	22	26	44
Harry Howell		68	2	20	22	63
Bill Hicke	NYR	40	6	11	17	26
	Total	57	6	12	18	32
Lou Angotti		70	9	8	17	20
Jim Neilson		62	0	13	13	58
Dick Duff		29	3	9	12	20
Arnie Brown		58	1	11	12	145
Wayne Hillman	NYR	22	1	7	8	26
	Total	41	1	8	9	34
John Brenneman	NYR	22	3	3	6	6
	Total	39	4	3	7	8
Larry Cahan		26	0	5	5	32
Jim Mikol		30	1	3	4	6
Val Fonteyne		27	0	1	1	2
Don Johns		22	0	1	1	4
Dave Richardson		7	0	1	1	4
Marcel Paille		39	0	1	1	2
Jacques Plante		33	0	1	1	6
Marc Dufour		2	0	0	0	0
Trevor Fahey		1	0	0	0	0
Sandy Fitzpatrick		4	0	0	0	2
Ron Ingram		3	0	0	0	2
Jim Johnson		1	0	0	0	0
Gord Labossiere		1	0	0	0	0
Mike McMahon		1	0	0	0	0
Dick Meissner		1	0	0	0	0
Mel Pearson		5	0	0	0	4
Bob Plager		10	0	0	0	18
Ulf Sterner		4	0	0	0	0
Billy Taylor		2	0	0	0	0
Ted Taylor		4	0	0	0	4

1965-66		GP	G	A	PTS	PIM
Bob Nevin		69	29	33	62	10
Don Marshall		69	26	28	54	6
Jean Ratelle		67	21	30	51	10
Phil Goyette		60	11	31	42	6
Earl Ingarfield		68	20	16	36	35
Vic Hadfield		67	16	19	35	112
Reggie Fleming	NYR	35	10	14	24	124
	Total	69	14	20	34	166
Harry Howell		70	4	29	33	92
Bill Hicke		49	9	18	27	21
Rod Gilbert		34	10	15	25	20
Jim Neilson		65	4	19	23	84
Doug Robinson		51	8	12	20	8
Wayne Hillman		68	3	17	20	70
Rod Seiling		52	5	10	15	24
Mike McMahon		41	0	12	12	34
John McKenzie		35	6	5	11	36
Garry Peters		63	7	3	10	42
Arnie Brown		64	1	7	8	106
Bob Plager		18	0	5	5	22
Lou Angotti		21	2	2	4	2
Ray Cullen		8	1	3	4	0
Paul Andrea		4	1	1	2	0
Cesare Maniago		28	0	2	2	2
Jim Johnson		5	1	0	1	0
Ted Taylor		4	0	1	1	2
John Brenneman		11	0	0	0	14
Al Hamilton		4	0	0	0	0
Al LeBrun		2	0	0	0	0
Dunc McCallum		2	0	0	0	2
Larry Mickey		7	0	0	0	2
Don Simmons		12	0	0	0	0
Ed Giacomin		35	0	0	0	8

1966-67		GP	G	A	PTS	PIM
Phil Goyette		70	12	49	61	6
Rod Gilbert		64	28	18	46	12
Don Marshall		70	24	22	46	4
Bob Nevin		67	20	24	44	6
Bernie Geoffrion		58	17	25	42	42
Harry Howell		70	12	28	40	54
Orland Kurtenbach		60	11	25	36	58
Earl Ingarfield		67	12	22	34	12
Vic Hadfield		69	13	20	33	80
Reggie Fleming		61	15	16	31	146
Jim Neilson		61	4	11	15	65
Wayne Hillman		67	2	12	14	43
Arnie Brown		69	2	10	12	61
Jean Ratelle		41	6	5	11	4
Ken Schinkel		20	6	3	9	0

REGULAR SEASON SCORING STATISTICS

1966-67 (CONT'D)		GP	G	A	PTS	PIM
Bill Hicke		48	3	4	7	11
Red Berenson		30	0	5	5	2
Al MacNeil		58	0	4	4	44
Rod Seiling		12	1	1	2	6
Jim Johnson		2	0	0	0	0
Larry Mickey		8	0	0	0	0
Bob Plager		1	0	0	0	0
Doug Robinson		1	0	0	0	0
Cesare Maniago		6	0	0	0	0
Ed Giacomin		68	0	0	0	8
1967-68		**GP**	**G**	**A**	**PTS**	**PIM**
Jean Ratelle		74	32	46	78	18
Rod Gilbert		73	29	48	77	12
Phil Goyette		73	25	40	65	10
Bob Nevin		74	28	30	58	20
Don Marshall		70	19	30	49	2
Vic Hadfield		59	20	19	39	45
Orland Kurtenbach		73	15	20	35	82
Jim Neilson		67	6	29	35	60
Harry Howell		74	5	24	29	60
Arnie Brown		74	1	25	26	83
Ron Stewart	NYR	55	7	7	14	19
	Total	74	14	12	26	30
Reggie Fleming		73	17	7	24	132
Bernie Geoffrion		59	5	16	21	11
Camille Henry		36	8	12	20	0
Rod Seiling		71	5	11	16	44
Larry Jeffrey		47	2	4	6	15
Wayne Hillman		62	0	5	5	46
Red Berenson		19	2	1	3	2
Larry Mickey		4	0	2	2	0
Ron Atwell		4	0	0	0	2
Al Hamilton		2	0	0	0	0
Walt Tkaczuk		2	0	0	0	0
Gilles Villemure		4	0	0	0	0
Don Simmons		5	0	0	0	0
Ed Giacomin		66	0	0	0	4
1968-69		**GP**	**G**	**A**	**PTS**	**PIM**
Jean Ratelle		75	32	46	78	26
Rod Gilbert		66	28	49	77	22
Vic Hadfield		73	26	40	66	108
Bob Nevin		71	31	25	56	14
Phil Goyette		67	13	32	45	8
Jim Neilson		76	10	34	44	95
Don Marshall		74	20	19	39	12
Walt Tkaczuk		71	12	24	36	28
Dave Balon		75	10	21	31	57
Ron Stewart		75	18	11	29	20
Brad Park		54	3	23	26	70
Arnie Brown		74	10	12	22	48
Rod Seiling		73	4	17	21	73
Reggie Fleming		72	8	12	20	138
Harry Howell		56	4	7	11	36
Larry Jeffrey		75	1	6	7	12
Dennis Hextall		13	1	4	5	25
Bob Blackburn		11	0	0	0	0
Bill Fairbairn		1	0	0	0	0
Al Hamilton		16	0	0	0	8
Bob Jones		2	0	0	0	0
Orland Kurtenbach		2	0	0	0	2
Wayne Rivers		4	0	0	0	0
Guy Trottier		2	0	0	0	0
Gilles Villemure		4	0	0	0	0
Don Simmons		5	0	0	0	0
Ed Giacomin		70	0	0	0	2
1969-70		**GP**	**G**	**A**	**PTS**	**PIM**
Walt Tkaczuk		76	27	50	77	38
Jean Ratelle		75	32	42	74	28
Dave Balon		76	33	37	70	100
Bill Fairbairn		76	23	33	56	23
Vic Hadfield		71	20	34	54	69
Rod Gilbert		72	16	37	53	22
Bob Nevin		68	18	19	37	8
Brad Park		60	11	26	37	98
Arnie Brown		73	15	21	36	78
Ted Irvine	NYR	17	0	3	3	10
	Total	75	11	16	27	38
Rod Seiling		76	5	21	26	68
Ron Stewart		76	14	10	24	14
Don Marshall		57	9	15	24	6
Jim Neilson		62	3	20	23	75
Tim Horton	NYR	15	1	5	6	16
	Total	59	3	19	22	107
Juha Widing		44	7	7	14	10
Orland Kurtenbach		53	4	10	14	47
Real Lemieux		55	4	6	10	51
Al Hamilton		59	0	5	5	54
Jack Egers		6	3	0	3	2

1969-70 (CONT'D)		GP	G	A	PTS	PIM
Don Luce		12	1	2	3	8
Larry Brown		15	0	3	3	8
Ed Giacomin		70	0	2	2	2
Terry Sawchuk		8	0	1	1	0
Don Blackburn		3	0	0	0	0
Ab DeMarco		3	0	0	0	0
Mike Robitaille		4	0	0	0	8
1970-71		**GP**	**G**	**A**	**PTS**	**PIM**
Walt Tkaczuk		77	26	49	75	48
Jean Ratelle		78	26	46	72	14
Rod Gilbert		78	30	31	61	65
Dave Balon		78	36	24	60	34
Pete Stemkowski	NYR	68	16	29	45	61
	Total	78	18	31	49	69
Bruce MacGregor	NYR	27	12	13	25	4
	Total	74	18	29	47	22
Bob Nevin		78	21	25	46	10
Vic Hadfield		63	22	22	44	38
Brad Park		68	7	37	44	114
Ted Irvine		76	20	18	38	137
Jim Neilson		77	8	24	32	69
Bill Fairbairn		56	7	23	30	32
Rod Seiling		68	5	22	27	34
Tim Horton		78	2	18	20	57
Dale Rolfe	NYR	14	0	7	7	23
	Total	58	3	16	19	71
Jack Egers		60	7	10	17	50
Arnie Brown		48	3	12	15	24
Glen Sather	NYR	31	2	0	2	52
	Total	77	10	3	13	148
Ron Stewart		76	5	6	11	19
Syl Apps		31	1	2	3	11
Andre Dupont		7	1	2	3	21
Larry Brown		31	1	1	2	10
Mike Robitaille		11	1	1	2	7
Jim Krulicki		27	0	2	2	6
Ab DeMarco		2	0	1	1	0
Don Luce		9	0	1	1	0
Don Blackburn		1	0	0	0	0
Gilles Villemure		34	0	0	0	0
Ed Giacomin		45	0	0	0	4
1971-72		**GP**	**G**	**A**	**PTS**	**PIM**
Jean Ratelle		63	46	63	109	4
Vic Hadfield		78	50	56	106	142
Rod Gilbert		73	43	54	97	64
Brad Park		75	24	49	73	130
Walt Tkaczuk		76	24	42	66	65
Bill Fairbairn		78	22	37	59	53
Bobby Rousseau		78	21	36	57	12
Rod Seiling		78	5	36	41	62
Bruce MacGregor		75	19	21	40	22
Jim Neilson		78	7	30	37	56
Ted Irvine		78	15	21	36	66
Pete Stemkowski		59	11	17	28	53
Phil Goyette	NYR	8	1	4	5	0
	Total	37	3	21	24	14
Jim Dorey	NYR	1	0	0	0	0
	Total	51	4	19	23	56
Gene Carr	NYR	59	8	8	16	25
	Total	74	11	10	21	34
Dale Rolfe		68	2	14	16	67
Glen Sather		76	5	9	14	77
Gary Doak	NYR	49	1	10	11	54
	Total	55	1	11	12	77
Ab DeMarco		48	4	7	11	4
Dave Balon		16	4	5	9	2
Pierre Jarry		34	3	3	6	20
Ron Stewart	NYR	13	0	2	2	2
	Total	55	3	3	6	12
Jack Egers		17	2	1	3	14
Ed Giacomin		44	0	3	3	4
Gilles Villemure		37	0	2	2	6
Norm Gratton		3	0	1	1	0
Jim Lorentz		7	0	0	0	0
Mike McMahon		1	0	0	0	0
Tom Williams		3	0	0	0	2
1972-73		**GP**	**G**	**A**	**PTS**	**PIM**
Jean Ratelle		78	41	53	94	12
Rod Gilbert		76	25	59	84	25
Walt Tkaczuk		76	27	39	66	59
Bill Fairbairn		78	30	33	63	23
Vic Hadfield		63	28	34	62	60
Pete Stemkowski		78	22	37	59	71
Steve Vickers		61	30	23	53	37
Brad Park		52	10	43	53	51
Mike Murphy	NYR	15	4	4	8	5
	Total	79	22	31	53	53
Bobby Rousseau		78	8	37	45	14

REGULAR SEASON SCORING STATISTICS

1972-73 (CONT'D)		GP	G	A	PTS	PIM
Rod Seiling		72	9	33	42	36
Dale Rolfe		72	7	25	32	74
Bruce MacGregor		52	14	12	26	12
Glen Sather		77	11	15	26	64
Ted Irvine		53	8	12	20	54
Jim Neilson		52	4	16	20	35
Gene Carr		50	9	10	19	50
Ab DeMarco		51	4	13	17	15
Ron Harris		46	3	10	13	17
Bert Marshall	NYR	8	0	0	0	14
	Total	63	2	6	8	85
Ed Giacomin		43	0	2	2	6
Randy Legge		12	0	2	2	2
Jerry Butler		8	1	0	1	4
Bill Heindl		4	1	0	1	0
Larry Sacharuk		8	1	0	1	0
Curt Bennett		16	0	1	1	11
Sheldon Kannegiesser	NYR	3	0	1	1	4
	Total	6	0	1	1	4
Ron Stewart		11	0	1	1	0
Tom Williams		8	0	1	1	0
Peter McDuffe		1	0	0	0	0
Gilles Villemure		34	0	0	0	2

1973-74		GP	G	A	PTS	PIM
Brad Park		78	25	57	82	148
Rod Gilbert		75	36	41	77	20
Pete Stemkowski		78	25	45	70	74
Jean Ratelle		68	28	39	67	16
Walt Tkaczuk		71	21	42	63	58
Bill Fairbairn		78	18	44	62	12
Steve Vickers		75	34	24	58	18
Vic Hadfield		77	27	28	55	75
Bobby Rousseau		72	10	41	51	4
Ted Irvine		75	26	20	46	105
Bruce MacGregor		66	17	27	44	6
Gilles Marotte	NYR	46	2	17	19	28
	Total	68	3	28	31	51
Rod Seiling		68	7	23	30	32
Jerry Butler		26	6	10	16	24
Dale Rolfe		48	3	12	15	56
Ron Harris		63	2	12	14	25
Jim Neilson		72	4	7	11	38
Larry Sacharuk		23	2	4	6	4
Gene Carr		29	1	5	6	15
Jack Egers		28	1	3	4	6
Sheldon Kannegiesser		12	1	3	4	6
Mike Murphy		16	2	1	3	0
Tom Williams		14	1	2	3	4
Bert Wilson		5	1	1	2	2
Ed Giacomin		56	0	1	1	4
Real Lemieux		7	0	0	0	0
Glen Sather		2	0	0	0	0
Peter McDuffe		6	0	0	0	0
Gilles Villemure		21	0	0	0	0

1974-75		GP	G	A	PTS	PIM
Rod Gilbert		76	36	61	97	22
Jean Ratelle		79	36	55	91	26
Steve Vickers		80	41	48	89	64
Bill Fairbairn		80	24	37	61	10
Pete Stemkowski		77	24	35	59	63
Brad Park		65	13	44	57	104
Derek Sanderson		75	25	25	50	106
Ron Greschner		70	8	37	45	93
Greg Polis		76	26	15	41	55
Rick Middleton		47	22	18	40	19
Walt Tkaczuk		62	11	25	36	34
Gilles Marotte		77	4	32	36	69
Ted Irvine		79	17	17	34	66
Jerry Butler		78	17	16	33	102
Nick Beverley		67	3	15	18	19
John Bednarski		35	1	10	11	37
Dale Rolfe		42	1	8	9	30
Ron Harris		34	1	7	8	22
Bert Wilson		61	5	1	6	66
Bobby Rousseau		8	2	2	4	0
Bob MacMillan		22	1	2	3	4
Dave Maloney		4	0	2	2	0
Joe Zanussi		8	0	2	2	4
Jerry Holland		1	1	0	1	0
Hartland Monahan		6	0	1	1	4
Rod Seiling		4	0	1	1	0
Curt Ridley		2	0	0	0	0
Dunc Wilson	NYR	3	0	0	0	0
	Total	28	0	0	0	6
Ed Giacomin		37	0	0	0	20
Gilles Villemure		45	0	0	0	0

1975-76		GP	G	A	PTS	PIM
Rod Gilbert		70	36	50	86	32
Steve Vickers		80	30	53	83	40
Phil Esposito	NYR	62	29	38	67	28
	Total	74	35	48	83	36
Carol Vadnais	NYR	64	20	30	50	104
	Total	76	22	35	57	121
Rick Middleton		77	24	26	50	14
Wayne Dillon		79	21	24	45	10
Pete Stemkowski		75	13	28	41	49
Greg Polis		79	15	21	36	77
Pat Hickey		70	14	22	36	36
Walt Tkaczuk		78	8	28	36	56
Bill Fairbairn		80	13	15	28	8
Ron Greschner		77	6	21	27	93
Gilles Marotte		57	4	17	21	34
Jean Ratelle		13	5	10	15	2
Larry Sacharuk		42	6	7	13	14
Jerry Holland		36	7	4	11	6
John Bednarski		59	1	8	9	77
Nick Beverley		63	1	8	9	46
Bill Collins		50	4	4	8	38
Brad Park		13	2	4	6	23
Dave Maloney		21	1	3	4	66
Doug Jarrett		45	0	4	4	19
Eddie Johnstone		10	2	1	3	4
John Davidson		56	0	2	2	8
Ron Harris		3	0	1	1	0
Doug Soetaert		8	0	1	1	0
Greg Holst		2	0	0	0	0
Dale Lewis		8	0	0	0	0
Derek Sanderson		8	0	0	0	4
Ed Giacomin		4	0	0	0	0
Dunc Wilson		20	0	0	0	11

1976-77		GP	G	A	PTS	PIM
Phil Esposito		80	34	46	80	52
Rod Gilbert		77	27	48	75	50
Ken Hodge		78	21	41	62	43
Don Murdoch		59	32	24	56	47
Steve Vickers		75	22	31	53	26
Walt Tkaczuk		80	12	38	50	38
Carol Vadnais		74	11	37	48	131
Ron Greschner		80	11	36	47	89
Wayne Dillon		78	17	29	46	33
Mike McEwen		80	14	29	43	38
Pat Hickey		80	23	17	40	35
Greg Polis		77	16	23	39	44
Bill Goldsworthy	NYR	61	10	12	22	43
	Total	77	12	15	27	49
Dave Maloney		66	3	18	21	100
Dave Farrish		80	2	17	19	102
Dan Newman		41	9	8	17	37
Pete Stemkowski		61	2	13	15	8
Nick Fotiu		70	4	8	12	174
Bill Fairbairn		9	1	2	3	0
Mark Heaslip		19	1	0	1	31
John Bednarski		5	0	0	0	0
Nick Beverley		9	0	0	0	2
Greg Holst		5	0	0	0	0
Larry Huras		2	0	0	0	0
Doug Jarrett		9	0	0	0	4
Larry Sacharuk		2	0	0	0	0
Dave Tataryn		2	0	0	0	0
Doug Soetaert		12	0	0	0	0
John Davidson		39	0	0	0	6
Gilles Gratton		41	0	0	0	13

1977-78		GP	G	A	PTS	PIM
Phil Esposito		78	38	43	81	53
Pat Hickey		80	40	33	73	47
Ron Greschner		78	24	48	72	100
Walt Tkaczuk		80	26	40	66	30
Steve Vickers		79	19	44	63	30
Don Murdoch		66	27	28	55	41
Carol Vadnais		80	6	40	46	115
Ron Duguay		71	20	20	40	43
Lucien DeBlois		71	22	8	30	27
Eddie Johnstone		53	13	13	26	44
Greg Polis		37	7	16	23	12
Dave Maloney		56	2	19	21	63
Wayne Dillon		59	5	13	18	15
Mike McEwen		57	5	13	18	52
Dan Newman		59	5	13	18	22
Mark Heaslip		29	5	10	15	34
Don Awrey		78	2	8	10	38
Nick Fotiu		59	2	7	9	105
Rod Gilbert		19	2	7	9	6
Dave Farrish		66	3	5	8	62
Ken Hodge		18	2	4	6	8
Dallas Smith		29	1	4	5	23
Jerry Byers		7	2	1	3	0

REGULAR SEASON SCORING STATISTICS

1977-78 (CONT'D)		GP	G	A	PTS	PIM
Mario Marois		8	1	1	2	15
Bill Goldsworthy		7	0	1	1	12
Wayne Thomas		41	0	1	1	9
Benoit Gosselin		7	0	0	0	33
Greg Hickey		1	0	0	0	0
Greg Holst		4	0	0	0	0
Mike Keating		1	0	0	0	0
Bud Stefanski		1	0	0	0	0
Hardy Astrom		4	0	0	0	0
Doug Soetaert		6	0	0	0	0
John Davidson		34	0	0	0	10
1978-79		**GP**	**G**	**A**	**PTS**	**PIM**
Phil Esposito		80	42	36	78	37
Anders Hedberg		80	33	45	78	33
Pat Hickey		80	34	41	75	56
Ulf Nilsson		59	27	39	66	21
Ron Duguay		79	27	36	63	35
Mike McEwen		80	20	38	58	35
Ron Greschner		60	17	36	53	66
Steve Vickers		66	13	34	47	24
Carol Vadnais		77	8	37	45	86
Walt Tkaczuk		77	15	27	42	38
Don Murdoch		40	15	22	37	6
Pierre Plante		70	6	25	31	37
Mario Marois		71	5	26	31	153
Dean Talafous		68	13	16	29	29
Lucien DeBlois		62	11	17	28	26
Dave Maloney		76	11	17	28	151
Don Maloney		28	9	17	26	39
Dave Farrish		71	1	19	20	61
Eddie Johnstone		30	5	3	8	27
Nick Fotiu		71	3	5	8	190
Greg Polis		6	1	1	2	8
Dan Clark		4	0	1	1	6
Mike Korney		18	0	1	1	18
Frank Beaton		2	0	0	0	0
Tim Bothwell		1	0	0	0	2
Andre Dore		2	0	0	0	0
Mike McDougal		1	0	0	0	0
Dean Turner		1	0	0	0	0
Doug Soetaert		17	0	0	0	0
Wayne Thomas		31	0	0	0	0
John Davidson		39	0	0	0	12
1979-80		**GP**	**G**	**A**	**PTS**	**PIM**
Phil Esposito		80	34	44	78	73
Don Maloney		79	25	48	73	97
Anders Hedberg		80	32	39	71	21
Barry Beck	NYR	61	14	45	59	98
	Total	71	15	50	65	106
Steve Vickers		75	29	33	62	38
Ron Greschner		76	21	37	58	103
Ulf Nilsson		50	14	44	58	20
Ron Duguay		73	28	22	50	37
Don Murdoch		56	23	19	42	16
Dave Maloney		77	12	25	37	186
Walt Tkaczuk		76	12	25	37	36
Eddie Johnstone		78	14	21	35	60
Mario Marois		79	8	23	31	142
Dean Talafous		55	10	20	30	26
Carol Vadnais		66	3	20	23	118
Cam Connor	NYR	12	0	3	3	37
	Total	50	7	16	23	173
Warren Miller		55	7	6	13	17
Claude Larose		25	4	7	11	2
Doug Sulliman		31	4	7	11	2
Tim Bothwell		45	4	6	10	20
Mike McEwen		9	1	7	8	8
Jocelyn Guevremont		20	2	5	7	6
Pat Conacher		17	0	5	5	4
Lucien DeBlois		6	3	1	4	7
Pat Hickey		7	2	2	4	10
Frank Beaton		23	1	1	2	43
Ray Markham		14	1	1	2	21
John Davidson		41	0	2	2	2
Ed Hospodar		20	0	1	1	76
Andre Dore		2	0	0	0	0
Bill Lochead		7	0	0	0	4
Jim Mayer		4	0	0	0	0
Dave Silk		2	0	0	0	0
Doug Soetaert		8	0	0	0	0
Wayne Thomas		12	0	0	0	0
Steve Baker		27	0	0	0	0
1980-81		**GP**	**G**	**A**	**PTS**	**PIM**
Anders Hedberg		80	30	40	70	52
Eddie Johnstone		80	30	38	68	100
Ron Greschner		74	27	41	68	112
Mike Allison		75	26	38	64	83
Steve Vickers		73	19	39	58	40

1980-81 (CONT'D)		GP	G	A	PTS	PIM
Don Maloney		61	29	23	52	99
Dave Maloney		79	11	36	47	132
Ulf Nilsson		51	14	25	39	42
Ron Duguay		50	17	21	38	83
Barry Beck		75	11	23	34	231
Dean Talafous		50	13	17	30	28
Tom Laidlaw		80	6	23	29	100
Walt Tkaczuk		43	6	22	28	28
Dave Silk		59	14	12	26	58
Jere Gillis	NYR	35	10	10	20	4
	Total	46	10	14	24	8
Lance Nethery		33	11	12	23	12
Carol Vadnais		74	3	20	23	91
Phil Esposito		41	7	13	20	20
Ed Hospodar		61	5	14	19	214
Nick Fotiu	NYR	27	5	6	11	91
	Total	69	9	9	18	170
Chris Kotsopoulos		54	4	12	16	153
Peter Wallin		12	1	5	6	2
Doug Sulliman		32	4	1	5	32
Dan McCarthy		5	4	0	4	4
Gary Burns		11	2	2	4	18
Cam Connor		15	1	3	4	44
Andre Dore		15	1	3	4	15
Mario Marois		8	1	2	3	46
Wayne Thomas		10	0	2	2	2
Jeff Bandura		2	0	1	1	0
Tim Bothwell		3	0	1	1	0
John Davidson		10	0	1	1	2
Mike McDougal		2	0	0	0	0
Steve Weeks		1	0	0	0	0
Steve Baker		21	0	0	0	5
Doug Soetaert		39	0	0	0	2
1981-82		**GP**	**G**	**A**	**PTS**	**PIM**
Mike Rogers		80	38	65	103	43
Ron Duguay		72	40	36	76	82
Mark Pavelich		79	33	43	76	67
Eddie Johnstone		68	30	28	58	57
Don Maloney		54	22	36	58	73
Reijo Ruotsalainen		78	18	38	56	27
Dave Maloney		64	13	36	49	105
Robbie Ftorek	NYR	30	8	24	32	24
	Total	49	9	32	41	28
Barry Beck		60	9	29	38	111
Dave Silk		64	15	20	35	39
Mikko Leinonen		53	11	20	31	18
Pat Hickey		53	15	14	29	32
Mike Allison		48	7	15	22	74
Tom Laidlaw		79	3	18	21	104
Steve Vickers		34	9	11	20	13
Andre Dore		56	4	16	20	64
Nick Fotiu		70	8	10	18	151
Rob McClanahan	NYR	22	5	9	14	10
	Total	39	5	12	17	21
Ron Greschner		29	5	11	16	16
Dean Talafous		29	6	7	13	8
Jere Gillis		26	3	9	12	16
Carol Vadnais		50	5	6	11	45
Ed Hospodar		41	3	8	11	152
Peter Wallin		40	2	9	11	12
Tom Younghans	NYR	47	3	5	8	17
	Total	50	4	5	9	17
Tim Bothwell		13	0	3	3	10
Steve Weeks		49	0	3	3	0
Mark Morrison		9	1	1	2	0
Mike Backman		3	0	2	2	4
Anders Hedberg		4	0	1	1	0
Lance Nethery		5	0	0	0	0
John Davidson		1	0	0	0	2
John Vanbiesbrouck		1	0	0	0	0
Steve Baker		6	0	0	0	0
Eddie Mio		25	0	0	0	4
1982-83		**GP**	**G**	**A**	**PTS**	**PIM**
Mike Rogers		71	29	47	76	28
Mark Pavelich		78	37	38	75	52
Don Maloney		78	29	40	69	88
Reijo Ruotsalainen		77	16	53	69	22
Anders Hedberg		78	25	34	59	12
Mikko Leinonen		78	17	34	51	23
Dave Maloney		78	8	42	50	132
Rob McClanahan		78	22	26	48	46
Ron Duguay		72	19	25	44	58
Eddie Johnstone		52	15	21	36	27
Barry Beck		66	12	22	34	112
Robbie Ftorek		61	12	19	31	41
Vaclav Nedomansky	NYR	35	12	8	20	0
	Total	57	14	17	31	2
Kent-Erik Andersson		71	8	20	28	14

REGULAR SEASON SCORING STATISTICS

1982-83 (CONT'D)		GP	G	A	PTS	PIM
Nick Fotiu		72	8	13	21	90
Mike Allison		39	11	9	20	37
Bill Baker		70	4	14	18	64
Chris Kontos		44	8	7	15	33
Andre Dore		39	3	12	15	39
Rick Chartraw	NYR	26	2	2	4	37
	Total	57	5	7	12	68
Scot Kleinendorst		30	2	9	11	8
Tom Laidlaw		80	0	10	10	75
Ron Greschner		10	3	5	8	0
Ulf Nilsson		10	2	4	6	2
Mike Backman		7	1	3	4	6
Eddie Mio		41	0	3	3	8
Dave Silk		16	1	1	2	15
Steve Weeks		18	0	2	2	0
Pat Conacher		5	0	1	1	4
Cam Connor		1	0	0	0	0
Graeme Nicolson		10	0	0	0	9
John Davidson		2	0	0	0	0
Steve Baker		3	0	0	0	0
Glen Hanlon	NYR	21	0	0	0	2
	Total	35	0	0	0	2

1983-84		GP	G	A	PTS	PIM
Mark Pavelich		77	29	53	82	96
Pierre Larouche		77	48	33	81	22
Anders Hedberg		79	32	35	67	16
Don Maloney		79	24	42	66	62
Mike Rogers		78	23	38	61	45
Reijo Ruotsalainen		74	20	39	59	26
Ron Greschner		77	12	44	56	117
Mark Osborne		73	23	28	51	88
Peter Sundstrom		77	22	22	44	24
Blaine Stoughton	NYR	14	5	2	7	4
	Total	68	28	16	44	8
Barry Beck		72	9	27	36	134
Dave Maloney		68	7	26	33	168
Jan Erixon		75	5	25	30	16
Mikko Leinonen		28	3	23	26	28
Willie Huber		42	9	14	23	60
Mike Allison		45	8	12	20	64
Kent-Erik Andersson		63	5	15	20	8
Tom Laidlaw		79	3	15	18	62
Rob McClanahan		41	6	8	14	21
Nick Fotiu		40	7	6	13	115
Mike Blaisdell		36	5	6	11	31
James Patrick		12	1	7	8	2
Steve Richmond		26	2	5	7	110
Robbie Ftorek		31	3	2	5	22
Larry Patey	NYR	9	1	2	3	4
	Total	26	1	3	4	12
Bob Brooke		9	1	2	3	4
George McPhee		9	1	1	2	11
Glen Hanlon		50	0	2	2	30
Scot Kleinendorst		23	0	2	2	35
Mike Backman		8	0	1	1	8
Chris Kontos		6	0	1	1	8
Dave Barr	NYR	6	0	0	0	2
	Total	7	0	0	0	2
Rick Chartraw		4	0	0	0	4
Mark Morrison		1	0	0	0	0
John Vanbiesbrouck		3	0	0	0	2
Ron Scott		9	0	0	0	0
Steve Weeks		26	0	0	0	4

1984-85		GP	G	A	PTS	PIM
Reijo Ruotsalainen		80	28	45	73	32
Mike Rogers		78	26	38	64	24
Pierre Larouche		65	24	36	60	8
Tomas Sandstrom		74	29	29	58	51
Anders Hedberg		64	20	31	51	10
Ron Greschner		48	16	29	45	42
Mark Pavelich		48	14	31	45	29
Peter Sundstrom		76	18	25	43	34
James Patrick		75	8	28	36	71
Steve Patrick	NYR	43	11	18	29	63
	Total	57	13	20	33	67
Jan Erixon		66	7	22	29	33
George McPhee		49	12	15	27	139
Don Maloney		37	11	16	27	32
Barry Beck		56	7	19	26	65
Mike Allison		31	9	15	24	17
Grant Ledyard		42	8	12	20	53
Robbie Ftorek		48	9	10	19	35
Bob Brooke		72	7	9	16	79
Willie Huber		49	3	11	14	55
Dave Gagner		38	6	6	12	16
Chris Kontos		28	4	8	12	24
Tom Laidlaw		61	1	11	12	52

1984-85 (CONT'D)		GP	G	A	PTS	PIM
Jim Wiemer	NYR	22	4	3	7	30
	Total	32	7	5	12	34
Nick Fotiu		46	4	7	11	54
Mark Osborne		23	4	4	8	33
Andre Dore		25	0	7	7	35
Randy Heath		12	2	3	5	15
Steve Richmond		34	0	5	5	90
John Vanbiesbrouck		42	0	5	5	17
Dave Maloney		16	2	1	3	10
Kelly Miller		5	0	2	2	2
Mike Blaisdell		12	1	0	1	11
Larry Patey		7	0	1	1	12
Simmo Saarinen		8	0	0	0	0
Glen Hanlon		44	0	0	0	4

1985-86		GP	G	A	PTS	PIM
Mike Ridley		80	22	43	65	69
Reijo Ruotsalainen		80	17	42	59	47
Tomas Sandstrom		73	25	29	54	109
Ron Greschner		78	20	28	48	104
Brian MacLellan	NYR	51	11	21	32	47
	Total	78	16	29	45	66
Bob Brooke		79	24	20	44	111
James Patrick		75	14	29	43	88
Mark Pavelich		59	20	20	40	82
Mark Osborne		62	16	24	40	80
Raimo Helminen		66	10	30	40	10
Bob Crawford	NYR	11	1	2	3	10
	Total	68	15	22	37	26
Kelly Miller		74	13	20	33	52
Don Maloney		68	11	17	28	56
Pierre Larouche		28	20	7	27	4
Wilf Paiement	NYR	8	1	6	7	13
	Total	52	8	18	26	158
Peter Sundstrom		53	8	15	23	12
Jan Erixon		31	2	17	19	4
Tom Laidlaw		68	6	12	18	103
Willie Huber		70	7	8	15	85
Mike Allison		28	2	13	15	22
Larry Melnyk	NYR	46	1	8	9	65
	Total	52	3	11	14	76
Barry Beck		25	4	8	12	24
Grant Ledyard		27	2	9	11	20
Dave Gagner		32	4	6	10	19
George McPhee		30	4	4	8	63
Steve Patrick		28	4	3	7	37
Mike McEwen		16	2	5	7	8
Rob Whistle		32	4	2	6	10
Chris Jensen		9	1	3	4	0
Mike Rogers		9	1	3	4	2
Jim Wiemer		7	3	0	3	2
John Vanbiesbrouck		61	0	3	3	16
Steve Richmond		17	0	2	2	63
Randy Heath		1	0	1	1	0
Glen Hanlon		23	0	1	1	4
Tony Feltrin		10	0	0	0	21
Kjell Samuelsson		9	0	0	0	10
Terry Kleisinger		4	0	0	0	2
Ron Scott		4	0	0	0	0

1986-87		GP	G	A	PTS	PIM
Walt Poddubny		75	40	47	87	49
Marcel Dionne	NYR	14	4	6	10	6
	Total	81	28	56	84	60
Tomas Sandstrom		64	40	34	74	60
Kelly Kisio		70	24	40	64	73
Pierre Larouche		73	28	35	63	12
Don Maloney		72	19	38	57	117
James Patrick		78	10	45	55	62
Tony McKegney	NYR	64	29	17	46	56
	Total	75	31	20	51	72
Ron Greschner		61	6	34	40	62
Ron Duguay	NYR	34	9	12	21	9
	Total	74	14	25	39	39
Mike Ridley		38	16	20	36	20
Mark Osborne		58	17	15	32	101
Willie Huber		66	8	22	30	68
Jan Erixon		68	8	18	26	24
Curt Giles	NYR	61	2	17	19	50
	Total	72	2	20	22	54
Jeff Jackson	NYR	9	5	1	6	15
	Total	64	13	8	21	79
Kelly Miller		38	6	14	20	22
Larry Melnyk		73	3	12	15	182
Terry Carkner		52	2	13	15	118
Chris Jensen		37	6	7	13	21

REGULAR SEASON SCORING STATISTICS

1986-87 (CONT'D)		GP	G	A	PTS	PIM
Lucien DeBlois		40	3	8	11	27
Tom Laidlaw		63	1	10	11	65
Bobby Carpenter		28	2	8	10	20
George McPhee		21	4	4	8	34
Bob Brooke		15	3	5	8	20
Kjell Samuelsson		30	2	6	8	50
Pat Price	NYR	13	0	2	2	49
	Total	60	0	8	8	130
Raimo Helminen		21	2	4	6	2
Stu Kulak	NYR	3	0	0	0	0
	Total	54	4	2	6	78
Dave Gagner		10	1	4	5	12
Lane Lambert		18	2	2	4	33
Brad Maxwell		9	0	4	4	6
Jay Caufield		13	2	1	3	45
Mike Donnelly		5	1	1	2	0
Bob Froese	NYR	28	0	2	2	56
	Total	31	0	2	2	56
Don Jackson		22	1	0	1	91
Gord Walker		1	1	0	1	4
Jim Leavins		4	0	1	1	4
Norm Maciver		3	0	1	1	0
John Vanbiesbrouck		50	0	1	1	18

1987-88		GP	G	A	PTS	PIM
Walt Poddubny		77	38	50	88	76
Kelly Kisio		77	23	55	78	88
Tomas Sandstrom		69	28	40	68	95
Marcel Dionne		67	31	34	65	54
James Patrick		70	17	45	62	52
Brian Mullen		74	25	29	54	42
John Ogrodnick		64	22	32	54	16
Ulf Dahlen		70	29	23	52	26
Michel Petit	NYR	64	9	24	33	223
	Total	74	9	27	36	258
Don Maloney		66	12	21	33	60
David Shaw		68	7	25	32	100
Mark Hardy	NYR	19	2	2	4	31
	Total	80	8	24	32	130
Lucien DeBlois		74	9	21	30	103
Jan Erixon		70	7	19	26	33
Norm Maciver		37	9	15	24	14
Chris Nilan	NYR	22	3	5	8	96
	Total	72	10	10	20	305
Paul Cyr	NYR	40	4	13	17	41
	Total	60	5	14	19	79
Jari Gronstrand		62	3	11	14	63
Brian Leetch		17	2	12	14	0
Pierre Larouche		10	3	9	12	13
Ron Duguay		48	4	4	8	23
Joe Paterson	NYR	21	1	3	4	63
	Total	53	2	6	8	176
Ron Greschner		51	1	5	6	82
Gord Walker		18	1	4	5	17
John Vanbiesbrouck		56	0	5	5	46
Mike Donnelly		17	2	2	4	8
Willie Huber		11	1	3	4	14
Dave Pichette		6	1	3	4	4
Bruce Bell		13	1	2	3	8
Mark Tinordi		24	1	2	3	50
Jeff Brubaker		31	2	0	2	78
Steve Nemeth		12	2	0	2	2
Paul Boutilier	NYR	4	0	1	1	6
	Total	10	0	1	1	12
Chris Jensen		7	0	1	1	2
Larry Melnyk		14	0	1	1	34
Jim Pavese		14	0	1	1	48
Ron Talakoski		6	0	1	1	12
Simon Wheeldon		5	0	1	1	4
Bob Froese		25	0	1	1	6
Curt Giles		13	0	0	0	10
Mark Janssens		1	0	0	0	0
Rudy Poeschek		1	0	0	0	2
Mike Siltala		3	0	0	0	0
Ron Scott		2	0	0	0	0

1988-89		GP	G	A	PTS	PIM
Tomas Sandstrom		79	32	56	88	148
Carey Wilson	NYR	41	21	34	55	45
	Total	75	32	45	77	59
Brian Leetch		68	23	48	71	50
Brian Mullen		78	29	35	64	60
Tony Granato		78	36	27	63	140
Kelly Kisio		70	26	36	62	91
James Patrick		68	11	36	47	41
Guy Lafleur		67	18	27	45	12

1988-89 (CONT'D)		GP	G	A	PTS	PIM
Ulf Dahlen		56	24	19	43	50
John Ogrodnick		60	13	29	42	14
Lucien DeBlois		73	9	24	33	107
Michel Petit		69	8	25	33	154
Jason Lafreniere		38	8	16	24	6
Marcel Dionne		37	7	16	23	20
Lindy Ruff	NYR	13	0	5	5	31
	Total	76	6	16	22	117
Brian Lawton		30	7	10	17	39
David Shaw		63	6	11	17	88
Jan Erixon		44	4	11	15	27
Chris Nilan		38	7	7	14	177
Mark Hardy		45	2	12	14	45
Dean Kennedy	NYR	16	0	1	1	40
	Total	67	3	11	14	103
Don Maloney		31	4	9	13	16
Ron Greschner		58	1	10	11	94
Darren Turcotte		20	7	3	10	4
Norm Maciver		26	0	10	10	14
Kevin Miller		24	3	5	8	2
Igor Liba		10	2	5	7	15
Normand Rochefort		11	1	5	6	18
John Vanbiesbrouck		56	0	5	5	30
Rudy Poeschek		52	0	2	2	199
Doug Wickenheiser		1	1	0	1	0
Miroslav Horava		6	0	1	1	0
Joe Paterson		20	0	1	1	84
Simon Wheeldon		6	0	1	1	2
Bob Froese		30	0	1	1	6
Jeff Bloemberg		9	0	0	0	0
Stephane Brochu		1	0	0	0	0
Paul Cyr		1	0	0	0	2
Ken Hammond		3	0	0	0	0
Mark Janssens		5	0	0	0	0
James Latos		1	0	0	0	0
Peter Laviolette		12	0	0	0	6
Jay More		1	0	0	0	0

1989-90		GP	G	A	PTS	PIM
Bernie Nicholls	NYR	32	12	25	37	20
	Total	79	39	73	112	86
Mike Gartner	NYR	12	11	5	16	6
	Total	79	45	41	86	38
John Ogrodnick		80	43	31	74	44
Brian Mullen		76	27	41	68	42
Darren Turcotte		76	32	34	66	32
Kelly Kisio		68	22	44	66	105
James Patrick		73	14	43	57	50
Brian Leetch		72	11	45	56	26
Tomas Sandstrom		48	19	19	38	100
Ulf Dahlen		63	18	18	36	30
Troy Mallette		79	13	16	29	305
Carey Wilson		41	9	17	26	57
Tony Granato		37	7	18	25	77
Mark Hardy		54	0	15	15	94
Miroslav Horava		45	4	10	14	26
Kris King		68	6	7	13	286
Mark Janssens		80	5	8	13	161
Jan Erixon		58	4	9	13	8
Randy Moller		60	1	12	13	139
David Shaw		22	2	10	12	22
Dave Archibald	NYR	19	2	3	5	6
	Total	31	3	8	11	12
Ron Greschner		55	1	9	10	53
Lindy Ruff		56	3	6	9	80
Paul Broten		32	5	3	8	26
Jeff Bloemberg		28	3	3	6	25
Kevin Miller		16	0	5	5	2
Normand Rochefort		31	3	1	4	24
Chris Nilan		25	1	2	3	59
Mike Richter		23	0	3	3	0
John Vanbiesbrouck		47	0	2	2	24
Rick Bennett		6	1	0	1	5
Todd Charlesworth		7	0	0	0	6
Corey Millen		4	0	0	0	2
Rudy Poeschek		15	0	0	0	55
Bob Froese		15	0	0	0	0

1990-91		GP	G	A	PTS	PIM
Brian Leetch		80	16	72	88	42
Bernie Nicholls		71	25	48	73	96
Mike Gartner		79	49	20	69	53
Darren Turcotte		74	26	41	67	37
Brian Mullen		79	19	43	62	44
James Patrick		74	10	49	59	58
John Ogrodnick		79	31	23	54	10
Ray Sheppard		59	24	23	47	21
Kevin Miller		63	17	27	44	63
Kelly Kisio		51	15	20	35	58
Kris King		72	11	14	25	154

REGULAR SEASON SCORING STATISTICS

1990-91 (CONT'D)		GP	G	A	PTS	PIM
Jan Erixon		53	7	18	25	8
Randy Moller		61	4	19	23	161
Troy Mallette		71	12	10	22	252
Mark Janssens		67	9	7	16	172
Jody Hull		47	5	8	13	10
Joe Cirella	NYR	19	1	0	1	52
	Total	58	3	10	13	111
David Shaw		77	2	10	12	89
Paul Broten		28	4	6	10	18
Normand Rochefort		44	3	7	10	35
Joe Kocur	NYR	5	0	0	0	36
	Total	57	5	4	9	289
Miroslav Horava		29	1	6	7	12
Mark Hardy		70	1	5	6	89
Corey Millen		4	3	1	4	0
John Vanbiesbrouck		40	0	3	3	18
Steven Rice		11	1	1	2	4
Jeff Bloemberg		3	0	2	2	0
Tie Domi		28	1	0	1	185
Lindy Ruff		14	0	1	1	27
Mike Richter		45	0	1	1	4
Rick Bennett		6	0	0	0	6
Brian McReynolds		1	0	0	0	0
Dennis Vial		21	0	0	0	61

1991-92		GP	G	A	PTS	PIM
Mark Messier		79	35	72	107	76
Brian Leetch		80	22	80	102	26
Mike Gartner		76	40	41	81	55
James Patrick		80	14	57	71	54
Tony Amonte		79	35	34	69	55
Adam Graves		80	26	33	59	139
Sergei Nemchinov		73	30	28	58	15
Darren Turcotte		71	30	23	53	57
John Ogrodnick		55	17	13	30	22
Doug Weight		53	8	22	30	23
Paul Broten		74	13	15	28	102
Randy Gilhen	NYR	40	7	7	14	14
	Total	73	10	13	23	28
Kris King		79	10	9	19	224
Per Djoos		50	1	18	19	40
Tim Kerr		32	7	11	18	12
Jan Erixon		46	8	9	17	4
Jeff Beukeboom	NYR	56	1	10	11	122
	Total	74	1	15	16	200
Joe Cirella		67	3	12	15	121
Joe Kocur		51	7	4	11	121
Jay Wells	NYR	11	0	0	0	24
	Total	52	2	9	11	181
Randy Moller		43	2	7	9	78
Mark Hardy		52	1	8	9	65
Tie Domi		42	2	4	6	246
Corey Millen		11	1	4	5	10
Rob Zamuner		9	1	2	3	2
John Vanbiesbrouck		45	0	3	3	23
Normand Rochefort		26	0	2	2	31
Rick Bennett		3	0	1	1	2
Jeff Bloemberg		3	0	1	1	0
David Shaw		10	0	1	1	15
Peter Fiorentino		1	0	0	0	0
Jody Hull		3	0	0	0	2
Mark Janssens		4	0	0	0	5
Bernie Nicholls		1	0	0	0	0
Mike Richter		41	0	0	0	6

1992-93		GP	G	A	PTS	PIM
Mark Messier		75	25	66	91	72
Tony Amonte		83	33	43	76	49
Mike Gartner		84	45	23	68	59
Adam Graves		84	36	29	65	148
Sergei Nemchinov		81	23	31	54	34
Darren Turcotte		71	25	28	53	40
Ed Olczyk	NYR	46	13	16	29	26
	Total	71	21	28	49	52
Doug Weight		65	15	25	40	55
Esa Tikkanen	NYR	15	2	5	7	18
	Total	81	16	24	40	94
Alexei Kovalev		65	20	18	38	79
Brian Leetch		36	6	30	36	26
Sergei Zubov		49	8	23	31	4
James Patrick		60	5	21	26	61
Phil Bourque		55	6	14	20	39
Jeff Beukeboom		82	2	17	19	153
Jan Erixon		45	5	11	16	10
Peter Andersson		31	4	11	15	18
Kevin Lowe		49	3	12	15	58
Paul Broten		60	5	9	14	48
Steven King		24	7	5	12	16
Mark Hardy		44	1	10	11	85
Jay Wells		53	1	9	10	107
Joe Cirella		55	3	6	9	85

1992-93 (CONT'D)		GP	G	A	PTS	PIM
Joe Kocur		65	3	6	9	131
Mike Hurlbut		23	1	8	9	16
John McIntyre	NYR	11	1	0	1	4
	Total	60	3	5	8	84
Mike Hartman	NYR	3	0	0	0	6
	Total	61	4	4	8	160
Randy Gilhen		33	3	2	5	8
Mike Richter		38	0	5	5	2
Kris King		30	0	3	3	67
Tie Domi		12	2	0	2	95
Per Djoos		6	1	1	2	2
Craig Duncanson		3	0	1	1	0
John Vanbiesbrouck		48	0	1	1	18
Dave Marcinyshyn		2	0	0	0	2
Joby Messier		11	0	0	0	6
Corey Hirsch		4	0	0	0	0

1993-94		GP	G	A	PTS	PIM
Sergei Zubov		78	12	77	89	39
Mark Messier		76	26	58	84	76
Adam Graves		84	52	27	79	127
Brian Leetch		84	23	56	79	67
Steve Larmer		68	21	39	60	41
Alexei Kovalev		76	23	33	56	154
Esa Tikkanen		83	22	32	54	114
Mike Gartner		71	28	24	52	58
Sergei Nemchinov		76	22	27	49	36
Glenn Anderson	NYR	12	4	2	6	12
	Total	85	21	20	41	62
Brian Noonan	NYR	12	4	2	6	12
	Total	76	18	23	41	69
Tony Amonte		72	16	22	38	31
Stephane Matteau	NYR	12	4	3	7	2
	Total	77	19	19	38	57
Craig MacTavish	NYR	12	4	2	6	11
	Total	78	20	12	32	91
Kevin Lowe		71	5	14	19	70
Alexander Karpovtsev		67	3	15	18	58
Jeff Beukeboom		68	8	8	16	170
Greg Gilbert		76	4	11	15	29
Mike Hudson		48	4	7	11	47
Jay Wells		79	2	7	9	110
Nick Kypreos	NYR	46	3	5	8	102
	Total	56	3	5	8	139
Ed Olczyk		37	3	5	8	28
Darren Turcotte		13	2	4	6	13
Joe Kocur		71	2	1	3	129
James Patrick		6	0	3	3	2
Peter Andersson		8	1	1	2	2
Mike Hartman		35	1	1	2	70
Doug Lidster		34	0	2	2	33
Joby Messier		4	0	2	2	0
Mattias Norstrom		9	0	2	2	6
Glenn Healy		29	0	2	2	2
Phil Bourque		16	0	1	1	8
Jim Hiller		2	0	0	0	7
Daniel Lacroix		4	0	0	0	0
Todd Marchant		1	0	0	0	0
Mike Richter		68	0	0	0	2

1994-95		GP	G	A	PTS	PIM
Mark Messier		46	14	39	53	40
Brian Leetch		48	9	32	41	18
Sergei Zubov		38	10	26	36	18
Pat Verbeek	NYR	19	10	5	15	18
	Total	48	17	16	33	71
Adam Graves		47	17	14	31	51
Steve Larmer		47	14	15	29	16
Alexei Kovalev		48	13	15	28	30
Brian Noonan		45	14	13	27	26
Petr Nedved		46	11	12	23	26
Sergei Nemchinov		47	7	6	13	16
Alexander Karpovtsev		47	4	8	12	30
Jay Wells		43	2	7	9	36
Troy Loney	NYR	4	0	0	0	0
	Total	30	5	4	9	23
Stephane Matteau		41	3	5	8	25
Kevin Lowe		44	1	7	8	58
Nathan Lafayette	NYR	12	0	0	0	0
	Total	39	4	4	8	2
Jeff Beukeboom		44	1	3	4	70
Nick Kypreos		40	1	3	4	93
Mark Osborne		37	1	3	4	19
Ed Olczyk		20	2	1	3	4
Joe Kocur		48	1	2	3	71
Mattias Norstrom		9	0	3	3	2
Darren Langdon		18	1	1	2	62
Joby Messier		10	0	2	2	18
Glenn Healy		17	0	2	2	2
Glen Featherstone		6	1	0	1	18
Shawn McCosh		5	1	0	1	2

REGULAR SEASON SCORING STATISTICS

1994-95 (CONT'D)		GP	G	A	PTS	PIM
Jean-Yves Roy		3	1	0	1	2
Daniel Lacroix	NYR	1	0	0	0	0
	Total	24	1	0	1	38
Mike Hartman		1	0	0	0	4
Mike Richter		35	0	0	0	2

1995-96		GP	G	A	PTS	PIM
Mark Messier		74	47	52	99	122
Brian Leetch		82	15	70	85	30
Pat Verbeek		69	41	41	82	129
Luc Robitaille		77	23	46	69	80
Alexei Kovalev		81	24	34	58	98
Adam Graves		82	22	36	58	100
Ray Ferraro		65	25	29	54	82
Jari Kurri	NYR	14	1	4	5	2
	Total	71	18	27	45	39
Bruce Driver		66	3	34	37	42
Marty McSorley	NYR	9	0	2	2	21
	Total	68	10	23	33	169
Sergei Nemchinov		78	17	15	32	38
Sergio Momesso	NYR	19	4	4	8	30
	Total	73	11	12	23	142
*Niklas Sundstrom		82	9	12	21	14
Ulf Samuelsson		74	1	18	19	122
Alexander Karpovtsev		40	2	16	18	26
Doug Lidster		59	5	9	14	50
Jeff Beukeboom		82	3	11	14	220
*Darren Langdon		64	7	4	11	175
Wayne Presley		61	4	6	10	71
Shane Churla	NYR	10	0	0	0	26
	Total	55	4	6	10	231
Nick Kypreos		42	3	4	7	77
Stephane Matteau		32	4	2	6	22
Kevin Lowe		53	1	5	6	76
*Ken Gernander		10	2	3	5	4
Bill Berg	NYR	18	2	1	3	8
	Total	41	3	2	5	41
Daniel Lacroix		25	2	2	4	30
Mattias Norstrom		25	2	1	3	22
Joe Kocur		38	1	2	3	49
Ian Laperriere		28	1	2	3	53
*Chris Ferraro		2	1	0	1	0
*Peter Ferraro		5	0	1	1	0
*Barry Richter		4	0	1	1	0
Mike Richter		41	0	1	1	4
Glenn Healy		44	0	1	1	8
Nathan Lafayette		5	0	0	0	2
*Steve Larouche		1	0	0	0	0
*Jamie Ram		1	0	0	0	0

1996-97		GP	G	A	PTS	PIM
Wayne Gretzky		82	25	72	97	28
Mark Messier		71	36	48	84	88
Brian Leetch		82	20	58	78	40
Adam Graves		82	33	28	61	66
Niklas Sundstrom		82	24	28	52	20
Luc Robitaille		69	24	24	48	48
Alexander Karpovtsev		77	9	29	38	59
Alexei Kovalev		45	13	22	35	42
Russ Courtnall	NYR	14	2	5	7	2
	Total	61	11	24	35	26
Bruce Driver		79	5	25	30	48
Esa Tikkanen	NYR	14	1	2	3	6
	Total	76	13	17	30	72
Patrick Flatley		68	10	12	22	26
Sergei Nemchinov		63	6	13	19	12
Ulf Samuelsson		73	6	11	17	138
Brian Noonan		44	6	9	15	28
Bill Berg		67	8	6	14	37
*Daniel Goneau		41	10	3	13	10
Jeff Beukeboom		80	3	9	12	167
Mike Eastwood	NYR	27	1	7	8	10
	Total	60	2	10	12	14
*Vladimir Vorobiev		16	5	5	10	6
Darren Langdon		60	3	6	9	195
Doug Lidster		48	3	4	7	24
David Oliver	NYR	14	2	1	3	4
	Total	31	3	3	6	8
*Christian Dube		27	1	1	2	4
Chris Ferraro		12	1	1	2	6
*Ryan VandenBussche		11	1	0	1	30
*Eric Cairns		40	0	1	1	147
Shane Churla		45	0	1	1	106
Jay More		14	0	1	1	25
*Sylvain Blouin		6	0	0	0	18
Dallas Eakins		3	0	0	0	6
*Peter Ferraro		2	0	0	0	0
Sergio Momesso		9	0	0	0	11
*Jeff Nielsen		2	0	0	0	2
Glenn Healy		23	0	0	0	4
Mike Richter		61	0	0	0	4

1997-98		GP	G	A	PTS	PIM
Wayne Gretzky		82	23	67	90	28
Pat LaFontaine		67	23	39	62	36
Alexei Kovalev		73	23	30	53	44
Brian Leetch		76	17	33	50	32
Niklas Sundstrom		70	19	28	47	24
Kevin Stevens		80	14	27	41	130
Adam Graves		72	23	12	35	41
Tim Sweeney		56	11	18	29	26
Bruce Driver		75	5	15	20	46
Todd Harvey	NYR	Did Not Play Due to Injury				
	Total	59	9	10	19	104
Mike Keane		70	8	10	18	47
Ulf Samuelsson		73	3	9	12	122
Brian Skrudland		59	5	6	11	39
Bob Errey	NYR	12	0	0	0	7
	Total	71	2	9	11	53
Mike Eastwood		48	5	5	10	16
Alexander Karpovtsev		47	3	7	10	38
Harry York	NYR	2	0	0	0	0
	Total	60	4	6	10	31
Bill Berg		67	1	9	10	55
Jeff Finley		63	1	6	7	55
*Peter Ferraro	NYR	1	0	0	0	2
	Total	30	3	4	7	14
Darren Langdon		70	3	3	6	197
*Marc Savard		28	1	5	6	4
*P.J. Stock		38	2	3	5	114
Jeff Beukeboom		63	0	5	5	195
*Vladimir Vorobiev		15	2	2	4	6
Johan Lindbom		38	1	3	4	28
Doug Lidster		36	0	4	4	24
Brad Smyth	NYR	1	0	0	0	0
	Total	10	1	3	4	4
Eric Cairns		39	0	3	3	92
Daniel Goneau		11	2	0	2	4
Geoff Smith		15	1	1	2	6
*Ryan VandenBussche		16	1	0	1	38
*Maxim Galanov		6	0	1	1	2
Mike Richter		72	0	1	1	2
*Sylvain Blouin		1	0	0	0	5
Pierre Sevigny		3	0	0	0	2
Ronnie Sundin		1	0	0	0	0
Jason Muzzatti		6	0	0	0	10
*Dan Cloutier		12	0	0	0	19

1998-99		GP	G	A	PTS	PIM
Wayne Gretzky		70	9	53	62	14
John MacLean		82	28	27	55	46
Brian Leetch		82	13	42	55	42
Adam Graves		82	38	15	53	47
Petr Nedved		56	20	27	47	50
Marc Savard		70	9	36	45	38
Kevin Stevens		81	23	20	43	64
Niklas Sundstrom		81	13	30	43	20
Mike Knuble		82	15	20	35	26
Mathieu Schneider		75	10	24	34	71
Todd Harvey		37	11	17	28	72
*Manny Malhotra		73	8	8	16	13
*Mike Maneluk	NYR	4	0	0	0	4
	Total	45	6	9	15	20
Ulf Samuelsson		67	4	8	12	93
Brent Fedyk		67	4	6	10	30
Jeff Beukeboom		45	0	9	9	60
Alexei Kovalev		14	3	4	7	12
Scott Fraser		28	2	4	6	14
Chris Tamer	NYR	52	1	5	6	92
	Total	63	1	5	6	124
Peter Popovic		68	1	4	5	40
*Rich Brennan		24	1	3	4	23
*Rumun Ndur	NYR	31	1	3	4	46
	Total	39	1	3	4	62
Eric Lacroix	NYR	30	2	1	3	4
	Total	64	2	2	4	18
Sean Pronger		14	0	3	3	4
Esa Tikkanen		32	0	3	3	38
Jan Mertzig		23	0	2	2	8
Alexander Karpovtsev		2	1	0	1	0
Derek Armstrong		3	0	0	0	0
Christian Dube		6	0	0	0	0
Jeff Finley		2	0	0	0	0
Darren Langdon		44	0	0	0	80
Stan Neckar		18	0	0	0	8
Geoff Smith		4	0	0	0	2
P.J. Stock		5	0	0	0	6
Johan Witehall		4	0	0	0	0
Harry York		5	0	0	0	4
Dan Cloutier		22	0	0	0	2
Mike Richter		68	0	0	0	0

REGULAR SEASON SCORING STATISTICS

1999-00		GP	G	A	PTS	PIM
Petr Nedved		76	24	44	68	40
Theoren Fleury		80	15	49	64	68
*Mike York		82	26	24	50	18
Radek Dvorak	NYR	46	11	22	33	10
	Total	81	18	32	50	16
*Jan Hlavac		67	19	23	42	16
John MacLean		77	18	24	42	52
Adam Graves		77	23	17	40	14
Valeri Kamensky		58	13	19	32	24
Mathieu Schneider		80	10	20	30	78
Alexandre Daigle		58	8	18	26	23
Brian Leetch		50	7	19	26	20
Rob DiMaio	NYR	12	1	3	4	8
	Total	62	6	19	25	50
Kevin Hatcher		74	4	19	23	38
*Kim Johnsson		76	6	15	21	46
Tim Taylor		76	9	11	20	72
Stephane Quintal		75	2	14	16	77
Mike Knuble		59	9	5	14	18
Eric Lacroix		70	4	8	12	24
Sylvain Lefebvre		82	2	10	12	43
Kevin Stevens		38	3	5	8	43
Todd Harvey		31	3	3	6	62
Rich Pilon	NYR	45	0	4	4	36
	Total	54	0	6	6	70
Johan Witehall		9	1	1	2	2
Jason Dawe		3	0	1	1	2
Jason Doig		7	0	1	1	22
Darren Langdon		21	0	1	1	26
P.J. Stock		11	0	1	1	11
Kirk McLean		22	0	1	1	2
Derek Armstrong		1	0	0	0	0
Daniel Goneau		1	0	0	0	0
Chris Kenady		2	0	0	0	0
Manny Malhotra		27	0	0	0	4
*Dale Purinton		1	0	0	0	7
*Alexei Vasiliev		1	0	0	0	2
Terry Virtue		1	0	0	0	0
*Jean-Francois Labbe		1	0	0	0	0
*Milan Hnilicka		2	0	0	0	0
Mike Richter		61	0	0	0	4

2000-01		GP	G	A	PTS	PIM
Brian Leetch		82	21	58	79	34
Petr Nedved		79	32	46	78	54
Theoren Fleury		62	30	44	74	122
Radek Dvorak		82	31	36	67	20
Mark Messier		82	24	43	67	89
Jan Hlavac		79	28	36	64	20
Valeri Kamensky		65	14	20	34	36
Mike York		79	14	17	31	20
Adam Graves		82	10	16	26	77
Kim Johnsson		75	5	21	26	40
Sandy McCarthy		81	11	10	21	171
Michal Grosek		65	9	11	20	61
Sylvain Lefebvre		71	2	13	15	55
Manny Malhotra		50	4	8	12	31
Rich Pilon		69	2	9	11	175
Jeff Toms	NYR	15	1	1	2	0
	Total	54	3	5	8	10
Tim Taylor		38	2	5	7	16
Colin Forbes	NYR	19	1	4	5	15
	Total	58	1	5	6	46
Eric Lacroix		46	2	3	5	39
*Tomas Kloucek		43	1	4	5	74
*Petr Smrek	NYR	14	0	3	3	12
	Total	20	2	3	5	14
Brad Brown		48	1	3	4	107
Alexei Gusarov		26	1	3	4	6
*Jeff Ulmer		21	3	0	3	8
*Mike Mottau		18	0	3	3	13
Johan Witehall		15	0	3	3	8
Vladimir Malakhov		3	0	2	2	4
*Dale Purinton		42	0	2	2	180
Brad Smyth		4	1	0	1	4
Derek Armstrong		3	0	0	0	0
Drew Bannister		3	0	0	0	0
Jason Doig		3	0	0	0	0
John MacLean		2	0	0	0	0
Bert Robertsson		2	0	0	0	4
*Tony Tuzzolino		6	0	0	0	5
David Wilkie		1	0	0	0	2
*Jason LaBarbera		1	0	0	0	0
*Johan Holmqvist		2	0	0	0	0
*Vitali Yeremeyev		4	0	0	0	0
Kirk McLean		23	0	0	0	0
Mike Richter		45	0	0	0	0
Guy Hebert	NYR	13	0	0	0	0
	Total	54	0	0	0	0

2001-02		GP	G	A	PTS	PIM
Eric Lindros		72	37	36	73	138
Pavel Bure	NYR	12	12	8	20	6
	Total	68	34	35	69	62
Theoren Fleury		82	24	39	63	216
Mike York		69	18	39	57	16
Brian Leetch		82	10	45	55	28
Petr Nedved		78	21	25	46	36
Martin Rucinsky	NYR	15	3	10	13	6
	Total	75	11	27	38	42
Radek Dvorak		65	17	20	37	14
Vladimir Malakhov		81	6	22	28	83
Rem Murray	NYR	11	1	2	3	4
	Total	80	8	19	27	18
Tom Poti	NYR	11	1	7	8	2
	Total	66	2	23	25	44
Andreas Johansson		70	14	10	24	46
Mark Messier		41	7	16	23	32
Sandy McCarthy		82	10	13	23	171
Bryan Berard		82	2	21	23	60
Matthew Barnaby	NYR	48	8	13	21	144
	Total	77	8	13	21	214
*Mikael Samuelsson		67	6	10	16	23
Manny Malhotra		56	7	6	13	42
Zdeno Ciger		29	6	7	13	16
Jeff Toms		38	7	4	11	10
Dave Karpa		75	1	10	11	131
Igor Ulanov		39	0	6	6	53
Michal Grosek		15	3	2	5	12
Sylvain Lefebvre		41	0	5	5	23
Tomas Kloucek		52	1	3	4	137
Dale Purinton		40	0	4	4	113
Steve McKenna		54	2	1	3	144
Roman Lyashenko	NYR	15	2	0	2	0
	Total	19	2	0	2	0
Darren Van Impe		17	1	0	1	12
*Petr Smrek		8	0	1	1	4
Jason Dawe		1	0	0	0	0
*Rico Fata		10	0	0	0	0
*Barrett Heisten		10	0	0	0	2
*Mike Mottau		1	0	0	0	0
*Richard Scott		5	0	0	0	5
Trent Whitfield		1	0	0	0	0
*Johan Holmqvist		1	0	0	0	0
*Dan Blackburn		31	0	0	0	10
Mike Richter		55	0	0	0	0

2002-03		GP	G	A	PTS	PIM
Alexei Kovalev	NYR	24	10	3	13	20
	Total	78	37	40	77	70
Anson Carter	NYR	11	1	4	5	6
	Total	79	26	34	60	26
Petr Nedved		78	27	31	58	64
Eric Lindros		81	19	34	53	141
Tom Poti		80	11	37	48	58
Mark Messier		78	18	22	40	30
Matthew Barnaby		79	14	22	36	142
Bobby Holik		64	16	19	35	52
Pavel Bure		39	19	11	30	16
Brian Leetch		51	12	18	30	20
Radek Dvorak		63	6	21	27	16
Mikael Samuelsson		58	8	14	22	32
*Jamie Lundmark		55	8	11	19	16
Vladimir Malakhov		71	3	14	17	52
Boris Mironov	NYR	36	3	9	12	34
	Total	56	6	10	16	56
Sandy McCarthy		82	6	9	15	81
Ronald Petrovicky		66	5	9	14	77
Darius Kasparaitis		80	3	11	14	85
Rem Murray		32	6	6	12	4
Joel Bouchard		27	5	7	12	14
Dale Purinton		58	3	9	12	161
Dan LaCouture	NYR	24	1	4	5	0
	Total	68	3	6	9	72
Rico Fata		36	2	4	6	6
Cory Cross		26	0	4	4	16
*Ales Pisa	NYR	3	0	0	0	0
	Total	51	1	3	4	24
Ted Donato		49	2	1	3	6
*John Tripp		9	1	2	3	2
Dave Karpa		19	0	2	2	14
Sylvain Lefebvre		35	0	2	2	10
Richard Lintner		10	1	0	1	0
Gordie Dwyer		17	0	1	1	50
Mike Dunham	NYR	43	0	1	1	0
	Total	58	0	1	1	0
Josh Green		4	0	0	0	2
Roman Lyashenko		2	0	0	0	0
Krzysztof Oliwa		9	0	0	0	51
Billy Tibbetts		11	0	0	0	12
Dixon Ward		8	0	0	0	2

REGULAR SEASON SCORING STATISTICS

2002-03 (CONT'D)		GP	G	A	PTS	PIM
Mike Wilson		1	0	0	0	0
*Johan Holmqvist		1	0	0	0	0
Mike Richter		13	0	0	0	0
Dan Blackburn		32	0	0	0	2

2003-04		GP	G	A	PTS	PIM
Jaromir Jagr	NYR	31	15	14	29	12
	Total	77	31	43	74	38
Bobby Holik		82	25	31	56	96
Mark Messier		76	18	25	43	42
Alexei Kovalev		66	13	29	42	54
Martin Rucinsky		69	13	29	42	62
Brian Leetch		57	13	23	36	24
Matthew Barnaby		69	12	20	32	120
Eric Lindros		39	10	22	32	60
Petr Nedved		65	14	17	31	42
Jan Hlavac		72	5	21	26	16
Tom Poti		67	10	14	24	47
Chris Simon		65	14	9	23	225
Karel Rachunek	NYR	12	1	3	4	4
	Total	72	2	19	21	33
Vladimir Malakhov		56	3	15	18	53
Anson Carter		43	10	7	17	14
Boris Mironov		75	3	13	16	86
Greg de Vries		53	3	12	15	37
Josh Green	NYR	14	3	2	5	8
	Total	50	5	6	11	32
Jamie Lundmark		56	2	8	10	33
Darius Kasparaitis		44	1	9	10	48
Joel Bouchard		28	1	7	8	10
Dan LaCouture		59	5	2	7	82
*Fedor Tyutin		25	2	5	7	14
*Jed Ortmeyer		58	2	4	6	16
*Jozef Balej	NYR	13	1	4	5	4
	Total	17	1	4	5	4
Sandy McCarthy	NYR	13	1	0	1	2
	Total	50	4	1	5	30
*Thomas Pock		6	2	2	4	0
*Mike Green	NYR	13	1	2	3	2
	Total	24	1	3	4	4
*Dominic Moore		5	0	3	3	0
Blair Betts	NYR	Did Not Play Due to Injury				
	Total	20	1	2	3	10
Dale Purinton		40	1	1	2	117
*Garth Murray		20	1	0	1	24
*Chad Wiseman		4	1	0	1	0
Cory Larose		7	0	1	1	4
Chris McAllister	NYR	12	0	1	1	12
	Total	46	0	1	1	74
*Jason LaBarbera		4	0	1	1	2
Jamie McLennan	NYR	4	0	0	0	0
	Total	30	0	1	1	4
*Benoit Dusablon		3	0	0	0	2
Ken Gernander		2	0	0	0	2
Paul Healey		4	0	0	0	0
*Bryce Lampman		8	0	0	0	0
Jason MacDonald		4	0	0	0	19
*Lawrence Nycholat		9	0	0	0	6
Jamie Pushor	NYR	7	0	0	0	0
	Total	14	0	0	0	2
Pascal Rheaume		17	0	0	0	5
*Richard Scott		5	0	0	0	23
*Mike Siklenka		1	0	0	0	0
*Layne Ulmer		1	0	0	0	0
Steve Valiquette	NYR	2	0	0	0	0
	Total	3	0	0	0	0
Jussi Markkanen		26	0	0	0	0
Mike Dunham		57	0	0	0	0

2005-06		GP	G	A	PTS	PIM
Jaromir Jagr		82	54	69	123	72
Michael Nylander		81	23	56	79	76
Martin Straka		82	22	54	76	42
Martin Rucinsky		52	16	39	55	56
Petr Sykora	NYR	40	16	15	31	22
	Total	74	23	28	51	50
*Petr Prucha		68	30	17	47	32
Steve Rucchin		72	13	23	36	10
Michal Rozsival		82	5	25	30	90
Jason Ward		81	10	18	28	44
*Fedor Tyutin		77	6	19	25	58
Tom Poti		73	3	20	23	70
Sandis Ozolinsh	NYR	19	3	11	14	20
	Total	36	6	14	20	28
*Dominic Moore		82	9	9	18	28
Marek Malik		74	2	16	18	78
Ville Nieminen		48	5	12	17	53
Marcel Hossa		64	10	6	16	28
Blair Betts		66	8	2	10	24
Jed Ortmeyer		78	5	2	7	38

2005-06 (CONT'D)		GP	G	A	PTS	PIM
Jason Strudwick		65	3	4	7	66
Darius Kasparaitis		67	0	6	6	97
*Ryan Hollweg		52	2	3	5	84
*Maxim Kondratiev		29	1	2	3	22
*Jarkko Immonen		6	2	0	2	0
*Thomas Pock		8	1	1	2	4
*Henrik Lundqvist		53	0	2	2	0
Jamie Lundmark		3	1	0	1	6
*Colton Orr	NYR	15	0	1	1	44
	Total	35	0	1	1	71
*Chad Wiseman		1	0	1	1	4
Kevin Weekes		32	0	1	1	4
Fedor Fedorov		3	0	0	0	6
*Alexandre Giroux		1	0	0	0	0
*Bryce Lampman		1	0	0	0	2
*David Liffiton		1	0	0	0	2
Jeff Taffe		2	0	0	0	0
*Chris Holt		1	0	0	0	0

2006-07		GP	G	A	PTS	PIM
Jaromir Jagr		82	30	66	96	78
Michael Nylander		79	26	57	83	42
Martin Straka		77	29	41	70	24
Brendan Shanahan		67	29	33	62	47
Sean Avery	NYR	29	8	12	20	58
	Total	84	18	30	48	174
Matt Cullen		80	16	25	41	52
Petr Prucha		79	22	18	40	30
Michal Rozsival		80	10	30	40	52
Karel Rachunek		66	6	20	26	38
Paul Mara	NYR	19	2	3	5	18
	Total	78	5	18	23	113
Marek Malik		69	2	19	21	70
Marcel Hossa		64	10	8	18	26
Fedor Tyutin		66	2	12	14	44
Blair Betts		82	9	4	13	24
Aaron Ward		60	3	10	13	57
Adam Hall		49	4	8	12	18
Jed Ortmeyer		41	2	9	11	22
Jason Ward		46	4	6	10	26
Thomas Pock		44	4	4	8	16
*Ryan Callahan		14	4	2	6	9
*Jarkko Immonen		14	1	5	6	4
*Dan Girardi		34	0	6	6	8
Jason Krog	NYR	9	2	0	2	4
	Total	23	3	3	6	10
Brad Isbister		19	1	4	5	14
Darius Kasparaitis		24	2	2	4	30
Colton Orr		53	2	1	3	126
Ryan Hollweg		78	1	2	3	131
Sandis Ozolinsh		21	0	3	3	8
*Nigel Dawes		8	1	0	1	0
Pascal Dupuis		6	1	0	1	0
*Brandon Dubinsky		6	0	0	0	2
*Bryce Lampman		1	0	0	0	0
*David Liffiton		2	0	0	0	7
Jason Strudwick		8	0	0	0	2
Steve Valiquette		3	0	0	0	0
Kevin Weekes		14	0	0	0	0
Henrik Lundqvist		70	0	0	0	0

2007-08		GP	G	A	PTS	PIM
Jaromir Jagr		82	25	46	71	58
Scott Gomez		81	16	54	70	36
Chris Drury		82	25	33	58	45
Brendan Shanahan		73	23	23	46	35
Martin Straka		65	14	27	41	22
*Brandon Dubinsky		82	14	26	40	79
Michal Rozsival		80	13	25	38	80
Sean Avery		57	15	18	33	154
*Nigel Dawes		61	14	15	29	10
Dan Girardi		82	10	18	28	14
Fredrik Sjostrom	NYR	18	2	0	2	8
	Total	69	12	9	21	22
Fedor Tyutin		82	5	15	20	43
Christian Backman	NYR	18	2	6	8	20
	Total	63	3	15	18	50
Petr Prucha		62	7	10	17	22
Paul Mara		61	1	16	17	52
*Ryan Callahan		52	8	5	13	31
Marek Malik		42	2	8	10	48
*Marc Staal		80	2	8	10	42
Marcel Hossa		36	1	7	8	24
Blair Betts		75	2	5	7	20
Ryan Hollweg		70	2	2	4	96
Colton Orr		74	1	1	2	159
Jason Strudwick		52	1	1	2	40
*Ivan Baranka		1	0	1	1	0
*Dane Byers		1	0	0	0	0
*Greg Moore		6	0	0	0	0

REGULAR SEASON SCORING STATISTICS

2007-08 (CONT'D)		GP	G	A	PTS	PIM
Thomas Pock		1	0	0	0	0
Steve Valiquette		13	0	0	0	2
Henrik Lundqvist		72	0	0	0	2
2008-09		**GP**	**G**	**A**	**PTS**	**PIM**
Nik Antropov	NYR	18	7	6	13	6
	Total	81	28	31	59	30
Nikolai Zherdev		82	23	35	58	39
Scott Gomez		77	16	42	58	60
Chris Drury		81	22	34	56	32
Markus Naslund		82	24	22	46	57
Brandon Dubinsky		82	13	28	41	112
Ryan Callahan		81	22	18	40	45
Michal Rozsival		76	8	22	30	52
Wade Redden		81	3	23	26	51
Dan Girardi		82	4	18	22	53
Sean Avery	NYR	18	5	7	12	34
	Total	41	8	14	22	111
Paul Mara		76	5	16	21	94
Derek Morris	NYR	18	0	8	8	16
	Total	75	5	15	20	40
Nigel Dawes		52	10	9	19	15
Aaron Voros		54	8	8	16	122
Marc Staal		82	3	12	15	64
*Lauri Korpikoski		68	6	8	14	14
Fredrik Sjostrom		79	7	6	13	30
Dmitri Kalinin		58	1	12	13	26
Blair Betts		81	6	4	10	16
Petr Prucha		28	4	5	9	16
Colton Orr		82	1	4	5	193
Dan Fritsche		16	1	3	4	2
*Corey Potter		5	1	1	2	0
Erik Reitz	NYR	11	0	0	0	24
	Total	42	1	1	2	65
Henrik Lundqvist		70	0	2	2	0
Steve Valiquette		15	0	1	1	2
*Artem Anisimov		1	0	0	0	0
Patrick Rissmiller		2	0	0	0	0
*Michael Sauer		3	0	0	0	0
2009-10		**GP**	**G**	**A**	**PTS**	**PIM**
Marian Gaborik		76	42	44	86	37
Vinny Prospal		75	20	38	58	32
Olli Jokinen	NYR	26	4	11	15	22
	Total	82	15	35	50	75
Brandon Dubinsky		69	20	24	44	54
Ryan Callahan		77	19	18	37	48
*Michael Del Zotto		80	9	28	37	32
Chris Drury		77	14	18	32	31
Sean Avery		69	11	20	31	160
*Artem Anisimov		82	12	16	28	32
Marc Staal		82	8	19	27	44
Erik Christensen	NYR	49	8	18	26	24
	Total	58	8	18	26	26
Dan Girardi		82	6	18	24	53
Michal Rozsival		82	3	20	23	78
Ales Kotalik		45	8	14	22	38
*Matt Gilroy		69	4	11	15	23
Chris Higgins		55	6	8	14	32
Enver Lisin		57	6	8	14	18
Wade Redden		75	2	12	14	27
Brandon Prust	NYR	26	4	5	9	65
	Total	69	5	9	14	163
Jody Shelley	NYR	21	2	4	6	37
	Total	57	2	7	9	115
P.A. Parenteau		22	3	5	8	4
Aaron Voros		41	3	4	7	89
Brian Boyle		71	4	2	6	47
Anders Eriksson	NYR	8	0	2	2	0
	Total	20	0	5	5	2
Alex Auld	NYR	3	0	0	0	0
	Total	24	0	2	2	2
*Dane Byers		5	1	0	1	31
Donald Brashear		36	0	1	1	73
*Chad Johnson		5	0	1	1	0
Henrik Lundqvist		73	0	1	1	0
*Ilkka Heikkinen		7	0	0	0	0
*Corey Locke		3	0	0	0	0
*Corey Potter		3	0	0	0	2
*Bobby Sanguinetti		5	0	0	0	4
Matt Zaba		1	0	0	0	0
Steve Valiquette		6	0	0	0	0
2010-11		**GP**	**G**	**A**	**PTS**	**PIM**
Brandon Dubinsky		77	24	30	54	100
Ryan Callahan		60	23	25	48	46
Marian Gaborik		62	22	26	48	18
*Derek Stepan		82	21	24	45	20
Artem Anisimov		82	18	26	44	20
Brian Boyle		82	21	14	35	74

2010-11 (CONT'D)		GP	G	A	PTS	PIM
Wojtek Wolski	NYR	37	6	13	19	8
	Total	73	12	23	35	18
Dan Girardi		80	4	27	31	37
Brandon Prust		82	13	16	29	160
Marc Staal		77	7	22	29	50
Bryan McCabe	NYR	19	2	4	6	6
	Total	67	7	21	28	34
Erik Christensen		63	11	16	27	18
Ruslan Fedotenko		66	10	15	25	25
Sean Avery		76	3	21	24	174
Vinny Prospal		29	9	14	23	8
*Mats Zuccarello		42	6	17	23	4
Alex Frolov		43	7	9	16	8
*Michael Sauer		76	3	12	15	75
Michael Rozsival		32	3	12	15	22
Matt Gilroy		58	3	8	11	14
Michael Del Zotto		47	2	9	11	20
*Ryan McDonagh		40	1	8	9	14
Steve Eminger		65	2	4	6	22
Chris Drury		24	1	4	5	8
Henrik Lundqvist		68	0	4	4	6
Derek Boogaard		22	1	1	2	45
Todd White		18	1	1	2	2
*Chad Kolarik		4	0	1	1	2
Kris Newbury		11	0	1	1	35
*Brodie Dupont		1	0	0	0	0
*Evgeny Grachev		8	0	0	0	0
*Dale Weise		10	0	0	0	19
Jeremy Williams		1	0	0	0	0
Chad Johnson		1	0	0	0	0
Martin Biron		17	0	0	0	0
2011-12		**GP**	**G**	**A**	**PTS**	**PIM**
Marian Gaborik		82	41	35	76	34
Brad Richards		82	25	41	66	22
Ryan Callahan		76	29	25	54	61
Derek Stepan		82	17	34	51	22
Michael Del Zotto		77	10	31	41	36
*Carl Hagelin		64	14	24	38	24
Artem Anisimov		79	16	20	36	34
Brandon Dubinsky		77	10	24	34	110
Ryan McDonagh		82	7	25	32	44
Dan Girardi		82	5	24	29	20
Brian Boyle		82	11	15	26	59
Ruslan Fedotenko		73	9	11	20	16
Anton Stralman		53	2	16	18	20
Brandon Prust		82	5	12	17	156
John Mitchell		63	5	11	16	8
*Stu Bickel		51	0	9	9	108
Jeff Woywitka		27	1	5	6	8
Mike Rupp		60	4	1	5	97
Steve Eminger		42	2	3	5	28
Marc Staal		46	2	3	5	16
Erik Christensen		20	1	4	5	2
Sean Avery		15	3	0	3	21
Mats Zuccarello		10	2	1	3	6
Michael Sauer		19	1	2	3	21
Wojtek Wolski		9	0	3	3	2
Martin Biron		21	0	3	3	0
*Tim Erixon		18	0	2	2	8
Henrik Lundqvist		62	0	2	2	4
Andre Deveaux		9	0	1	1	29
John Scott	NYR	6	0	0	0	5
	Total	35	0	1	1	53
Brendan Bell		1	0	0	0	0
Kris Newbury		7	0	0	0	24
2012-13		**GP**	**G**	**A**	**PTS**	**PIM**
Derek Stepan		48	18	26	44	12
Rick Nash		44	21	21	42	26
Brad Richards		46	11	23	34	14
Ryan Callahan		45	16	15	31	12
Derick Brassard	NYR	13	5	6	11	0
	Total	47	12	17	29	16
Carl Hagelin		48	10	14	24	18
Michael Del Zotto		46	3	18	21	18
Marian Gaborik		35	9	10	19	8
Ryan McDonagh		47	4	15	19	22
Ryane Clowe	NYR	12	3	5	8	14
	Total	40	3	16	19	93
Dan Girardi		46	2	12	14	16
Taylor Pyatt		48	6	5	11	6
Marc Staal		21	2	9	11	14
Derek Dorsett	NYR	Did Not Play Due to Injury				
	Total	24	3	6	9	53
Mats Zuccarello		15	3	5	8	8
Anton Stralman		48	4	3	7	16
John Moore	NYR	13	1	5	6	5
	Total	30	1	6	7	7
Brian Boyle		38	2	3	5	29

REGULAR SEASON SCORING STATISTICS

2012-13 (CONT'D)		GP	G	A	PTS	PIM
*J.T. Miller		26	2	2	4	8
*Chris Kreider		23	2	1	3	6
Steve Eminger		35	0	3	3	8
Arron Asham		27	2	0	2	50
Benn Ferriero		4	0	1	1	0
Jeff Halpern		30	0	1	1	8
Kris Newbury		6	0	1	1	9
Roman Hamrlik	NYR	12	0	0	0	6
	Total	16	0	1	1	8
Henrik Lundqvist		43	0	1	1	0
Stu Bickel		16	0	0	0	49
Matt Gilroy		15	0	0	0	6
Micheal Haley		9	0	0	0	12
*Brandon Mashinter		4	0	0	0	0
Darroll Powe	NYR	34	0	0	0	18
	Total	42	0	0	0	27
Mike Rupp		8	0	0	0	12
Brandon Segal		1	0	0	0	2
*Christian Thomas		1	0	0	0	0
Martin Biron		6	0	0	0	0
2013-14		**GP**	**G**	**A**	**PTS**	**PIM**
Martin St. Louis	NYR	19	1	7	8	4
	Total	81	30	39	69	10
Mats Zuccarello		77	19	40	59	32
Derek Stepan		82	17	40	57	18
Brad Richards		82	20	31	51	18
Derick Brassard		81	18	27	45	46
Ryan McDonagh		77	14	29	43	36
Rick Nash		65	26	13	39	36
*Chris Kreider		66	17	20	37	72
Benoit Pouliot		80	15	21	36	56
Carl Hagelin		72	17	16	33	44
Ryan Callahan		45	11	14	25	16
Dan Girardi		81	5	19	24	16
Brian Boyle		82	6	12	18	56
Dominic Moore		73	6	12	18	18
John Moore		74	4	11	15	25
Raphael Diaz	NYR	11	1	1	2	4
	Total	63	2	13	15	16
Marc Staal		72	3	11	14	24
Anton Stralman		81	1	12	13	26
Michael Del Zotto		42	2	9	11	10
Kevin Klein	NYR	30	1	5	6	0
	Total	77	2	7	9	21
Derek Dorsett		51	4	4	8	128
J.T. Miller		30	3	3	6	18
Daniel Carcillo	NYR	31	3	0	3	43
	Total	57	4	1	5	100
Henrik Lundqvist		63	0	4	4	0
Justin Falk		21	0	2	2	20
Taylor Pyatt		22	0	1	1	10
*Conor Allen		3	0	0	0	0
Arron Asham		6	0	0	0	14
*Jesper Fast		11	0	0	0	2
*Brandon Mashinter		6	0	0	0	10
*Dylan McIlrath		2	0	0	0	7
Darroll Powe		1	0	0	0	0
Martin Biron		2	0	0	0	0
Cam Talbot		21	0	0	0	0

REGULAR SEASON GOALTENDING STATISTICS

YEAR	GOALTENDER	GPI	W	L	T/OT	GA	AVG	SO
1926-27	Lorne Chabot	36	22	9	5	56	1.46	10
	Hal Winkler	8	3	4	1	16	1.87	2
1927-28	Lorne Chabot	44	19	16	9	79	1.74	11
1928-29	John Ross Roach	44	21	13	10	65	1.41	13
1929-30	John Ross Roach	44	17	17	10	143	3.10	1
1930-31	John Ross Roach	44	19	16	9	87	1.89	7
1931-32	John Ross Roach	48	23	17	8	112	2.23	9
1932-33	Andy Aitkenhead	48	23	17	8	107	2.16	3
1933-34	Andy Aitkenhead	48	21	19	8	113	2.27	7
1934-35	Dave Kerr	37	19	12	6	94	2.46	4
	Andy Aitkenhead	10	3	7	0	37	3.64	1
	Percy Jackson	1	0	1	0	8	8.00	0
1935-36	Dave Kerr	47	18	17	12	95	1.91	8
	Bert Gardiner	1	1	0	0	1	1.00	0
1936-37	Dave Kerr	48	19	20	9	106	2.11	4
1937-38	Dave Kerr	48	27	15	6	96	1.95	8
1938-39	Dave Kerr	48	26	16	6	105	2.12	6
1939-40	Dave Kerr	48	27	11	10	77	1.54	8
1940-41	Dave Kerr	48	21	19	8	125	2.49	2
1941-42	Jim Henry	48	29	17	2	143	2.90	1
1942-43	Jimmy Franks	23	5	14	4	103	4.48	0
	Bill Beveridge	17	4	10	3	89	5.24	1
	Steve Buzinski	9	2	6	1	55	5.89	0
	Lionel Bouvrette	1	0	1	0	6	6.00	0
1943-44	Ken McAuley*	50	6	39	5	310	6.24	0
1944-45	Ken McAuley	46	11	25	10	227	4.93	1
	Doug Stevenson	4	0	4	0	20	5.00	0
1945-46	Chuck Rayner	40	12	21	7	149	3.76	1
	Jim Henry	11	1	7	2	42	4.04	1
1946-47	Chuck Rayner	58	22	30	6	177	3.05	5
	Jim Henry	2	0	2	0	9	4.50	0
1947-48	Jim Henry	48	17	18	13	153	3.19	2
	Chuck Rayner	12	4	7	0	42	3.65	0
	Bob DeCourcy	1	0	1	0	6	12.41	0
1948-49	Chuck Rayner	58	16	31	11	168	2.90	7
	Emile Francis	2	2	0	0	4	2.00	0
1949-50	Chuck Rayner	69	28	30	11	181	2.62	6
	Emile Francis	1	0	1	0	8	8.00	0
1950-51	Chuck Rayner	66	19	28	19	187	2.85	2
	Emile Francis	5	1	1	2	14	3.23	0
1951-52	Chuck Rayner	53	18	25	10	159	3.00	2
	Emile Francis	14	4	7	3	42	3.00	0
	Lorne Anderson	3	1	2	0	18	6.00	0
1952-53	Lorne Worsley	50	13	29	8	153	3.06	2
	Chuck Rayner	20	4	8	8	58	2.90	1
1953-54	Johnny Bower	70	29	31	10	182	2.60	5
1954-55	Lorne Worsley	65	15	33	17	197	3.03	4
	Johnny Bower	5	2	2	1	13	2.6	0
1955-56	Lorne Worsley	70	32	28	10	198	2.83	4
1956-57	Lorne Worsley	68	26	28	14	216	3.18	3
	Johnny Bower	2	0	2	0	6	3.00	0
1957-58	Lorne Worsley	37	21	10	6	86	2.32	4
	Marcel Paille	33	11	15	7	102	3.09	1
1958-59	Lorne Worsley	67	26	30	11	198	2.97	2
	Marcel Paille	1	0	0	1	4	4.00	0
	Bruce Gamble	2	0	2	0	6	3.00	0
	Julian Klymkiw	1	0	0	0	2	6.32	0
1959-60	Lorne Worsley	39	7	23	8	135	3.52	0
	Marcel Paille	17	6	9	2	67	3.94	1
	Al Rollins	10	3	4	3	31	3.10	0
	Jack McCartan	4	1	1	2	7	1.75	0
	Joe Schaefer	1	0	1	0	5	7.69	0
1960-61	Lorne Worsley	59	20	29	8	190	3.28	1
	Marcel Paille	4	1	2	1	16	4.00	0
	Jack McCartan	8	1	6	1	35	4.77	1
	Joe Schaefer	1	0	1	0	3	3.83	0
1961-62	Lorne Worsley	60	22	27	9	172	2.92	2
	Marcel Paille	10	4	4	2	28	2.80	0
	Danny Olesevich	1	0	0	1	2	4.14	0
	Dave Dryden	1	0	1	0	3	4.50	0
1962-63	Lorne Worsley	67	22	34	10	217	3.27	2
	Marcel Paille	3	0	1	2	10	3.33	0
	Marcel Pelletier	2	0	1	0	3	4.50	0
1963-64	Jacques Plante	65	22	36	7	220	3.38	3
	Gilles Villemure	5	0	2	3	18	3.60	0
1964-65	Jacques Plante	33	10	17	5	109	3.37	2
	Marcel Paille	39	10	21	7	135	3.58	0
1965-66	Ed Giacomin	35	8	20	6	125	3.68	0
	Cesare Maniago	28	9	14	4	94	3.50	2
	Don Simmons	12	1	7	1	40	4.36	0

REGULAR SEASON GOALTENDING STATISTICS

YEAR	GOALTENDER	GPI	W	L	T/OT	GA	AVG	SO
1966-67	Ed Giacomin	68	30	27	11	173	2.61	9
	Cesare Maniago	6	0	1	1	14	3.84	0
1967-68	Ed Giacomin	66	36	20	10	160	2.44	8
	Gilles Villemure	4	1	2	0	8	2.40	1
	Don Simmons	5	2	1	2	13	2.60	0
1968-69	Ed Giacomin	70	37	23	7	175	2.55	7
	Gilles Villemure	4	2	1	1	9	2.25	0
	Don Simmons	5	2	2	1	8	2.33	0
1969-70	Ed Giacomin	70	35	21	14	163	2.36	6
	Terry Sawchuk	8	3	1	2	20	2.91	1
1970-71	Ed Giacomin	45	27	10	7	95	2.16	8
	Gilles Villemure	34	22	8	4	78	2.30	4
1971-72	Gilles Villemure	37	24	7	4	74	2.09	3
	Ed Giacomin	44	24	10	9	115	2.70	1
1972-73	Ed Giacomin	43	26	11	6	125	2.91	4
	Gilles Villemure	34	20	12	2	78	2.29	3
	Peter McDuffe	1	1	0	0	1	1.00	0
1973-74	Ed Giacomin	56	30	15	10	168	3.07	5
	Gilles Villemure	21	7	7	3	62	3.53	0
	Peter McDuffe	6	3	2	1	18	3.18	0
1974-75	Ed Giacomin	37	13	12	8	120	3.48	1
	Gilles Villemure	45	22	14	6	130	3.16	2
	Dunc Wilson	3	1	2	0	13	4.33	0
	Curt Ridley	2	1	1	0	7	5.19	0
1975-76	John Davidson	56	22	28	5	212	3.97	3
	Dunc Wilson	20	5	9	3	76	4.22	0
	Doug Soetaert	8	2	2	0	24	5.27	0
	Ed Giacomin	4	0	3	1	19	4.75	0
1976-77	John Davidson	39	14	14	6	125	3.54	1
	Gilles Gratton	41	11	18	7	143	4.22	0
	Doug Soetaert	12	3	4	1	28	2.95	1
	Dave Tataryn	2	1	1	0	10	7.50	0
1977-78	John Davidson	34	14	13	4	98	3.18	1
	Wayne Thomas	41	12	20	7	141	3.60	4
	Hardy Astrom	4	2	2	0	14	3.50	0
	Doug Soetaert	6	2	2	2	20	3.33	0
1978-79	John Davidson	39	20	12	5	131	3.52	0
	Wayne Thomas	31	15	10	3	101	3.63	1
	Doug Soetaert	17	5	7	3	57	3.80	0
1979-80	John Davidson	41	20	15	4	122	3.17	2
	Steve Baker	27	9	8	6	79	3.41	1
	Wayne Thomas	12	4	7	0	44	3.95	0
	Doug Soetaert	8	5	2	0	33	4.55	0
1980-81	Doug Soetaert	39	16	16	7	152	3.93	0
	Steve Baker	21	10	6	5	73	3.48	2
	Wayne Thomas	10	3	6	1	34	3.40	0
	John Davidson	10	1	7	1	48	5.14	0
	Steve Weeks	1	0	1	0	2	2.00	0
1981-82	Steve Weeks	49	23	16	9	179	3.77	1
	Ed Mio	25	13	6	5	89	3.56	0
	John Davidson	1	1	0	0	1	1.00	0
	John Vanbiesbrouck	1	1	0	0	1	1.00	0
	Steve Baker	6	1	5	0	33	6.04	0
1982-83	Ed Mio	41	16	18	6	136	3.45	2
	John Davidson	2	1	1	0	5	2.50	0
	Steve Baker	3	0	1	0	5	2.94	0
	Glen Hanlon	21	9	10	1	67	3.43	0
	Steve Weeks	18	9	5	3	68	3.92	0
1983-84	Glen Hanlon	50	28	14	4	166	3.51	1
	Steve Weeks	26	10	11	2	90	3.97	0
	Ron Scott	9	2	3	3	29	3.59	0
	John Vanbiesbrouck	3	2	1	0	10	3.33	0
1984-85	Glen Hanlon	44	14	20	7	175	4.18	0
	John Vanbiesbrouck	42	12	24	3	166	4.22	1
1985-86	John Vanbiesbrouck	61	31	21	5	184	3.32	3
	Glen Hanlon	23	5	12	1	65	3.33	0
	Ron Scott	4	0	3	0	11	4.23	0
	Terry Kleisinger	4	0	2	0	14	4.40	0
1986-87	Bob Froese	28	14	11	0	92	3.74	0
	John Vanbiesbrouck	50	18	20	5	161	3.64	0
	Ron Scott	1	0	0	1	5	4.62	0
	Doug Soetaert	13	2	7	2	58	5.16	0
1987-88	John Vanbiesbrouck	56	27	22	7	187	3.38	2
	Bob Froese	25	8	11	3	85	3.53	0
	Ron Scott	2	1	1	0	6	4.00	0
1988-89	John Vanbiesbrouck	56	28	21	4	197	3.69	0
	Bob Froese	30	9	14	4	102	3.78	1
1989-90	Mike Richter	23	12	5	5	66	3.00	0
	Bob Froese	15	5	7	1	45	3.33	0
	John Vanbiesbrouck	47	19	19	7	154	3.38	1

REGULAR SEASON GOALTENDING STATISTICS

YEAR	GOALTENDER	GPI	W	L	T/OT	GA	AVG	SO
1990-91	Mike Richter	45	21	13	7	135	3.12	0
	John Vanbiesbrouck	40	15	18	6	126	3.35	3
1991-92	John Vanbiesbrouck	45	27	13	3	120	2.85	2
	Mike Richter	41	23	12	2	119	3.11	3
1992-93	John Vanbiesbrouck	48	20	18	7	152	3.31	4
	Mike Richter	38	13	19	3	134	3.82	1
	Corey Hirsch	4	1	2	1	14	3.75	0
1993-94	Mike Richter	68	42	12	6	159	2.57	5
	Glenn Healy	29	10	12	2	69	3.03	2
1994-95	Glenn Healy	17	8	6	1	35	2.36	1
	Mike Richter	35	14	17	2	97	2.92	2
1995-96	Jamie Ram	1	0	0	0	0	0.00	0
	Mike Richter	41	24	13	3	107	2.68	3
	Glenn Healy	44	17	14	11	124	2.90	2
1996-97	Glenn Healy	23	5	12	4	59	2.61	1
	Mike Richter	61	33	22	6	161	2.68	4
1997-98	Dan Cloutier	12	4	5	1	23	2.50	0
	Mike Richter	72	21	31	15	184	2.66	0
	Jason Muzzatti	6	0	3	2	17	3.26	0
1998-99	Dan Cloutier	22	6	8	3	49	2.68	0
	Mike Richter	68	27	30	8	170	2.63	4
1999-00	Jean-Francois Labbe	1	0	1	0	3	3.00	0
	Milan Hnilicka	2	0	1	0	5	3.49	0
	Kirk McLean	22	7	8	4	58	2.89	0
	Mike Richter	61	22	31	8	173	2.87	0
2000-01	Jason LaBarbera	1	0	0	0	0	0.00	0
	Mike Richter	45	20	21	3	144	3.28	0
	Guy Hebert	13	5	7	1	42	3.43	0
	Kirk McLean	23	8	10	1	71	3.49	0
	Vitali Veremeyev	4	0	4	0	16	4.53	0
	Johan Holmqvist	2	0	2	0	10	5.04	0
2001-02	Johan Holmqvist	1	0	0	0	0	0.00	0
	Mike Richter	55	24	26	4	157	2.95	2
	Dan Blackburn	31	12	16	0	95	3.28	0
2002-03	Mike Richter	13	5	6	1	34	2.94	0
	Mike Dunham	43	19	17	5	94	2.29	5
	Johan Holmqvist	1	0	1	0	2	3.08	0
	Dan Blackburn	32	8	16	4	93	3.17	1
2003-04	Jussi Markkanen	26	8	12	1	53	2.56	2
	Jamie McLennan	4	1	3	0	12	2.95	0
	Steve Valiquette	2	1	1	0	6	3.00	0
	Mike Dunham	57	16	30	6	159	3.03	2
	Jason LaBarbera	4	1	2	0	16	4.85	0
2005-06	Chris Holt	1	0	0	0	0	0.00	0
	Henrik Lundqvist	53	30	12	9	116	2.24	2
	Kevin Weekes	32	14	14	3	91	2.95	0
2006-07	Henrik Lundqvist	70	37	22	8	160	2.34	5
	Kevin Weekes	14	4	6	2	43	3.39	0
	Steve Valiquette	3	1	2	0	6	3.13	0
2007-08	Henrik Lundqvist	72	37	24	10	160	2.23	10
	Steve Valiquette	13	5	3	3	25	2.19	2
2008-09	Henrik Lundqvist	70	38	25	7	168	2.43	3
	Steve Valiquette	15	5	5	2	39	2.84	1
2009-10	Henrik Lundqvist	73	35	27	10	167	2.38	4
	Steve Valiquette	6	2	3	0	19	3.74	1
	Chad Johnson	5	1	2	1	11	2.35	0
	Alex Auld	3	0	1	0	5	2.52	0
	Matt Zaba	1	0	0	0	52	3.53	0
2010-11	Henrik Lundqvist	68	36	27	5	152	2.28	11
	Martin Biron	17	8	6	0	33	2.13	0
	Chad Johnson	1	0	0	0	2	6.00	0
2011-12	Henrik Lundqvist	62	39	18	5	123	1.97	8
	Martin Biron	21	12	6	2	50	2.46	2
2012-13	Henrik Lundqvist	43	24	16	3	88	2.05	2
	Martin Biron	6	2	2	1	13	2.32	0
2013-14	Henrik Lundqvist	63	33	24	5	144	2.36	5
	Cam Talbot	21	12	6	1	33	1.64	3
	Martin Biron	2	0	1	0	9	7.61	0

*Harry Lumley, spare Detroit goaltender, substituted for McAuley in one period of one game when McAuley was injured. Lumley didn't allow a goal.

ALL-TIME REGULAR SEASON COACHING RESULTS

COACH	SEASONS	GC	W	L	T/OT	PCT.
Lester Patrick	(1926-27 - 1938-39)	604	281	216	107	.554
Frank Boucher	(1939-40 - 12/21/48)	486	166	243	77	.412
Lynn Patrick	(12/21/48 - 1949-50)	107	40	51	16	.449
Neil Colville	(1950-51 - 12/6/51)	93	26	41	26	.419
Bill Cook	(12/6/51 - 1952-53)	117	34	59	24	.393
Frank Boucher	(1953-54 - 1/6/54)	39	13	20	6	.410
Muzz Patrick	(1/6/54 -1954-55)	105	35	47	23	.443
Phil Watson	(1955-56 - 11/12/59)	294	118	124	52	.490
Alf Pike	(11/18/59 - 1960-61)	123	36	66	21	.378
Doug Harvey	(5/30/61 -1961-62)	70	26	32	12	.457
Muzz Patrick	(9/7/62 - 12/28/62)	34	11	19	4	.382
Red Sullivan	(12/28/62 - 12/5/65)	196	58	103	35	.385
Emile Francis	(12/5/65 - 6/4/68)	193	81	82	30	.497
Bernie Geoffrion	(6/4/68 - 1/17/69)	43	22	18	3	.547
Emile Francis	(1/17/69 - 6/4/73)	344	202	88	54	.666
Larry Popein	(6/4/73 - 1/11/74)	41	18	14	9	.549
Emile Francis	(1/11/74 - 5/19/75)	117	59	39	19	.585
Ron Stewart	(5/19/75 - 1/7/76)	39	15	20	4	.436
John Ferguson	(1/7/76 - 8/22/77)	121	43	59	19	.434
Jean-Guy Talbot	(8/22/77 - 6/2/78)	80	30	37	13	.456
Fred Shero	(6/2/78 - 11/22/80)	180	82	74	24	.522
Craig Patrick	(11/22/80 - 6/4/81)	60	26	23	11	.525
Herb Brooks	(6/4/81 - 1/21/85)	285	131	113	41	.532
Craig Patrick	(1/21/85 - 6/19/85)	35	11	22	2	.343
Ted Sator	(6/19/85 - 11/21/86)	99	41	48	10	.465
* Phil Esposito	(1986 - 87)	43	24	19	0	.558
* Tom Webster	(1986 - 87)	16	5	7	4	.474
* Wayne Cashman/Ed Giacomin	(1986 - 87)	2	0	2	0	.000
Michel Bergeron	(6/18/87 - 4/1/89)	158	73	67	18	.519
Phil Esposito	(4/1/89 - 5/24/89)	2	0	2	0	.000
Roger Neilson	(8/15/89 - 1/4/93)	280	141	104	35	.566
Ron Smith	(1/4/93 - 4/16/93)	44	15	22	7	.421
Mike Keenan	(4/17/93 - 7/24/94)	84	52	24	8	.667
Colin Campbell	(8/10/94 - 2/18/98)	269	118	108	43	.519
*** John Muckler	(2/19/98 - 3/28/00)	185	70	91	24	.443
** John Tortorella	(3/28/00 - 4/9/00)	4	0	3	1	.125
*** Ron Low	(7/12/00 - 4/15/02)	164	69	86	9	.463
*** Bryan Trottier	(6/6/02 - 1/26/03)	54	21	27	6	.444
*** Glen Sather	(1/30/03 - 2/25/04)	90	33	46	11	.428
*** Tom Renney	(2/25/04 - 2/23/09)	327	164	121	42	.566
*** John Tortorella	(2/23/09 - 5/29/13)	319	171	118	30	.583
*** Alain Vigneault	(6/21/13 – present)	82	45	31	6	.585

* Due to illness to Tom Webster, head coaching situation changed several times during season.

** John Tortorella served as interim coach for the remainder of the 1999-00 season, replacing John Muckler.

*** From 1999-00 through 2003-04, coaches were charged with a loss if their team lost in overtime, even though the team was not credited with a loss. Beginning in 2005-06, coaches were no longer charged with a loss if the team lost in overtime or a shootout, instead receiving a mark in the "OT" column. For career records, this statistic is incorporated in the third column, in addition to career ties.

ALL-TIME RESULTS GAME-BY-GAME

1926-27

GAME	DATE		OPPONENT	SCORE	RESULT
1	11-16		MTLM	1-0	W
2	11-20	@	TOR	5-1	W
3	11-25	@	PIT	0-2	L
4	11-27	@	MTL	2-0	W
5	11-30		CHI	4-3*	W
6	12-4	@	DET	0-1	L
7	12-7	@	BOS	1-0	W
8	12-12		BOS	2-1*	W
9	12-15	@	CHI	2-6	L
10	12-19		DET	1-1	T
11	12-21		PIT	1-0	W
12	12-23	@	OTT	0-1	L
13	12-26	@	NYA	2-5	L
14	12-28		OTT	2-3*	L
15	1-1	@	CHI	4-0	W

1926-27 (CONT'D)

GAME	DATE		OPPONENT	SCORE	RESULT
16	1-6		MTL	1-0	W
17	1-9		DET	4-1	W
18	1-11	@	MTLM	3-2	W
19	1-13		TOR	1-1	T
20	1-16		CHI	5-4	W
21	1-18	@	BOS	3-7	L
22	1-20		BOS	2-2	T
23	1-23		NYA	2-0	W
24	1-27	@	MTL	3-2	W
25	1-29	@	DET	2-0	W
26	2-1		MTL	0-1*	L
27	2-6		PIT	2-1	W
28	2-10	@	TOR	3-2	W
29	2-12	@	PIT	3-2*	W
30	2-15	@	OTT	2-2	T

1926-27 (CONT'D)

GAME	DATE		OPPONENT	SCORE	RESULT
31	2-17		MTLM	1-4	L
32	2-20		BOS	3-1	W
33	2-22		TOR	2-3*	L
34	2-24		OTT	0-1*	L
35	2-27	@	NYA	4-1	W
36	3-1	@	CHI	0-3	L
37	3-5	@	MTLM	0-0	T
38	3-13		DET	2-2	T
39	3-15	@	PIT	5-0	W
40	3-17	@	DET	2-0	W
41	3-20		NYA	2-1	W
42	3-22		PIT	4-1	W
43	3-25		CHI	4-0	W
44	3-26	@	BOS	3-4*	L

1927-28

GAME	DATE		OPPONENT	SCORE	RESULT
1	11-15	@	TOR	4-2	W
2	11-17		OTT	3-2	W
3	11-20	@	NYA	2-1	W
4	11-22		MTLM	3-4	L
5	11-27		BOS	1-1	T
6	11-29	@	OTT	2-1	W
7	12-1	@	MTLM	1-1	T
8	12-3	@	CHI	2-4	L
9	12-4	@	DET	3-1	W
10	12-6	@	PIT	2-2	T
11	12-11		MTL	0-2	L
12	12-13	@	BOS	3-2	W
13	12-15		DET	1-2	L
14	12-20		PIT	2-0	W
15	12-25		CHI	2-0	W

1927-28 (CONT'D)

GAME	DATE		OPPONENT	SCORE	RESULT
16	12-27	@	BOS	0-2	L
17	12-29		NYA	3-3	T
18	12-31	@	MTL	0-1	L
19	1-3		DET	2-4	L
20	1-8		CHI	5-0	W
21	1-12		BOS	2-2	T
22	1-14	@	TOR	1-6	L
23	1-15	@	DET	2-1	W
24	1-17		TOR	1-2	L
25	1-22		PIT	4-1	W
26	1-26		DET	3-0	W
27	1-29	@	NYA	7-0	W
28	1-31		MTLM	3-1	W
29	2-4	@	PIT	2-4	L
30	2-7		OTT	0-0	T

1927-28 (CONT'D)

GAME	DATE		OPPONENT	SCORE	RESULT
31	2-8	@	OTT	0-0	T
32	2-12		CHI	0-3	L
33	2-19		BOS	0-2	L
34	2-23		PIT	3-0	W
35	2-25	@	CHI	1-0	W
36	2-26	@	DET	0-0	T
37	2-28		TOR	1-0	W
38	3-6	@	MTLM	1-3	L
39	3-8	@	MTL	4-3	L
40	3-10	@	BOS	3-3	T
41	3-13		MTL	1-4	L
42	3-18		NYA	7-3	W
43	3-21	@	CHI	6-1	W
44	3-24	@	PIT	2-4	L

1928-29

GAME	DATE		OPPONENT	SCORE	RESULT
1	11-15	@	DET	2-0	W
2	11-18	@	NYA	1-1	T
3	11-20		MTLM	0-1	L
4	11-22	@	CHI	2-1	W
5	11-25		PIT	2-0	W
6	11-29		CHI	2-1*	W
7	12-1	@	MA	0-3	L
8	12-4	@	BOS	0-2	L
9	12-6	@	PIT	0-0	T
10	12-9	@	DET	2-2	T
11	12-11		TOR	3-2	W
12	12-13	@	MTL	3-2*	W
13	12-16		DET	3-0	W
14	12-20		OTT	1-0	W
15	12-25		NYA	0-1	L

1928-29 (CONT'D)

GAME	DATE		OPPONENT	SCORE	RESULT
16	12-30		BOS	2-0	W
17	1-1	@	TOR	3-2	W
18	1-3		PIT	2-2	T
19	1-6	@	NYA	0-0	T
20	1-10	@	OTT	9-3	W
21	1-13		DET	1-0	W
22	1-15	@	BOS	1-4	L
23	1-17		CHI	1-0	W
24	1-19	@	MTL	0-0	T
25	1-22		TOR	1-0	W
26	1-24	@	PIT	3-1	W
27	1-27		BOS	1-2	L
28	1-28		MTL	0-1	L
29	1-31		NYA	2-1	W
30	2-2	@	CHI	3-2	W

1928-29 (CONT'D)

GAME	DATE		OPPONENT	SCORE	RESULT
31	2-5		MTLM	1-1	T
32	2-7	@	OTT	1-2	L
33	2-10		MTL	3-3	T
34	2-14	@	TOR	1-3	L
35	2-17		PIT	2-1	W
36	2-21		DET	0-1	L
37	2-23	@	MTLM	1-9	L
38	2-26		OTT	2-0	W
39	2-28	@	CHI	0-0	T
40	3-3	@	DET	3-2	W
41	3-5	@	BOS	1-2	L
42	3-10		BOS	2-3	L
43	3-14		CHI	1-1	T
44	3-17	@	PIT	4-3	W

1929-30

GAME	DATE		OPPONENT	SCORE	RESULT
1	11-14	@	MTLM	2-1	W
2	11-17		DET	5-5	T
3	11-19	@	BOS	2-3	L
4	11-21		MTLM	2-1	W
5	11-23	@	PIT	5-3	W
6	11-26		TOR	3-4	L
7	11-28	@	CHI	3-2	W
8	12-1	@	DET	3-4	L
9	12-8		PIT	5-1	W
10	12-12		MTL	8-3	W
11	12-14	@	TOR	6-7*	L
12	12-17		NYA	6-2	W
13	12-19	@	MTL	2-7	L
14	12-22		CHI	3-1	W
15	12-26		BOS	2-4	L

1929-30 (CONT'D)

GAME	DATE		OPPONENT	SCORE	RESULT
16	12-28	@	OTT	3-1	W
17	12-31		OTT	1-1	T
18	1-2	@	NYA	1-7	L
19	1-5		PIT	8-3	W
20	1-7	@	BOS	0-3	L
21	1-9		MTLM	4-5	L
22	1-12	@	CHI	1-2	L
23	1-14		DET	3-0	W
24	1-18	@	PIT	6-5	W
25	1-19		CHI	4-1	W
26	1-23		OTT	6-3	W
27	1-26	@	DET	3-7	L
28	1-28		NYA	4-3*	W
29	2-2		BOS	3-3	T
30	2-4	@	NYA	3-5	L

1929-30 (CONT'D)

GAME	DATE		OPPONENT	SCORE	RESULT
31	2-6		DET	1-1	T
32	2-8	@	OTT	2-2	T
33	2-11	@	MTLM	2-5	L
34	2-13		PIT	4-1	W
35	2-18		TOR	1-5	L
36	2-23		BOS	2-3	L
37	2-27		CHI	1-1	T
38	3-1	@	TOR	3-3	T
39	3-2	@	DET	2-2	T
40	3-4	@	CHI	2-2	T
41	3-8	@	MTL	0-6	L
42	3-11		MTL	3-3	T
43	3-16	@	PIT	4-3*	W
44	3-18	@	BOS	2-9	L

ALL-TIME RESULTS GAME-BY-GAME

1930-31

GAME	DATE		OPPONENT	SCORE	RESULT
1	11-11	@	PHI	3-0	W
2	11-13	@	DET	0-1	L
3	11-16	@	CHI	1-1	T
4	11-18		NYA	0-0	T
5	11-23		PHI	5-2	W
6	11-25	@	MTLM	2-5	L
7	11-27		CHI	0-4	L
8	11-29	@	PHI	6-3	W
9	12-4	@	MTL	4-5	L
10	12-6	@	TOR	2-4	L
11	12-9		OTT	3-2	W
12	12-14		DET	3-0	W
13	12-18		BOS	2-4	L
14	12-20	@	BOS	2-2	T
15	12-23		MTL	5-1	W

1930-31 (CONT'D)

GAME	DATE		OPPONENT	SCORE	RESULT
16	12-25	@	OTT	4-1	W
17	12-28		PHI	4-2	W
18	12-30	@	NYA	2-2	T
19	1-1		BOS	3-4*	L
20	1-6		MTLM	5-1	W
21	1-8	@	DET	1-0	W
22	1-11		CHI	0-2	L
23	1-13	@	BOS	2-2	T
24	1-15		TOR	1-1	T
25	1-18	@	CHI	1-2	L
26	1-20		MTL	2-3*	L
27	1-25		DET	0-1	L
28	1-29		BOS	3-4	L
29	1-31	@	MTLM	2-2	T
30	2-3		MTLM	3-0	W

1930-31 (CONT'D)

GAME	DATE		OPPONENT	SCORE	RESULT
31	2-5	@	NYA	2-0	W
32	2-8		CHI	2-3	L
33	2-10	@	PHI	3-1	W
34	2-12	@	DET	1-1	T
35	2-15	@	CHI	2-1	W
36	2-17		OTT	4-5	L
37	2-22		PHI	6-1	W
38	2-26		TOR	4-1	W
39	3-3	@	BOS	1-4	L
40	3-5	@	MTL	2-1	W
41	3-7	@	TOR	2-5	L
42	3-10		DET	3-2	W
43	3-15		NYA	0-0	T
44	3-17	@	OTT	3-1	W

1931-32

GAME	DATE		OPPONENT	SCORE	RESULT
1	11-12	@	MTL	4-1	W
2	11-15		DET	1-2	L
3	11-17	@	NYA	3-0	W
4	11-19		BOS	2-1	W
5	11-21	@	TOR	5-3	W
6	11-24		CHI	1-1	T
7	11-29	@	CHI	5-0	W
8	12-3	@	DET	1-1	T
9	12-8		TOR	2-4	L
10	12-10	@	MTLM	3-2	W
11	12-13		NYA	2-1	W
12	12-15	@	BOS	2-2	T
13	12-17		MTLM	5-4*	W
14	12-19	@	MTL	2-2	T
15	12-22		MTL	6-2	W
16	12-25	@	NYA	6-0	W

1931-32 (CONT'D)

GAME	DATE		OPPONENT	SCORE	RESULT
17	12-27		CHI	3-1	W
18	1-1		DET	3-0	W
19	1-3	@	CHI	1-1	T
20	1-5		MTLM	2-0	W
21	1-7	@	MTLM	3-4	L
22	1-10		TOR	2-0	W
23	1-12	@	BOS	5-3*	W
24	1-14		BOS	3-1	W
25	1-17	@	DET	2-4	L
26	1-19		MTL	3-5	L
27	1-24		DET	4-3*	W
28	1-28		BOS	1-4	L
29	1-30	@	TOR	3-6*	L
30	1-31	@	CHI	3-0	W
31	2-2		MTL	1-4	L
32	2-7		CHI	1-0	W

1931-32 (CONT'D)

GAME	DATE		OPPONENT	SCORE	RESULT
33	2-9	@	BOS	1-2	L
34	2-13	@	MTL	1-3	L
35	2-16		DET	2-2	T
36	2-18	@	TOR	3-5	L
37	2-21		NYA	2-3	L
38	2-23	@	BOS	2-0*	W
39	2-25		BOS	3-3*	T
40	3-3	@	DET	2-1	W
41	3-6	@	CHI	3-4*	L
42	3-8		CHI	6-1	W
43	3-10	@	NYA	1-5	L
44	3-13		MTLM	4-4	T
45	3-15	@	MTLM	3-4	L
46	3-17		TOR	3-6	L
47	3-20		NYA	4-2	W
48	3-22	@	DET	4-5	L

1932-33

GAME	DATE		OPPONENT	SCORE	RESULT
1	11-10	@	MTLM	4-2	W
2	11-12	@	TOR	2-4	L
3	11-20		TOR	7-0	W
4	11-24		CHI	1-1	T
5	11-29	@	BOS	6-4	W
6	12-1	@	DET	4-2	W
7	12-4	@	CHI	3-4	L
8	12-6		MTL	5-3	W
9	12-8	@	NYA	3-1	W
10	12-11		BOS	3-1*	W
11	12-13	@	MTL	1-1	T
12	12-15		NYA	3-2	W
13	12-17	@	OTT	2-2	T
14	12-20		DET	1-4	L
15	12-25		MTLM	2-0	W
16	12-29		OTT	4-2	W

1932-33 (CONT'D)

GAME	DATE		OPPONENT	SCORE	RESULT
17	12-31	@	MTLM	2-4	L
18	1-3		TOR	4-2	W
19	1-8		NYA	2-2	T
20	1-10	@	TOR	2-3	L
21	1-12		BOS	3-1	W
22	1-15	@	CHI	5-0	W
23	1-17	@	DET	0-2	L
24	1-19		MTL	2-1	W
25	1-22		MTLM	0-5	L
26	1-24	@	NYA	3-2	W
27	1-26		CHI	1-3	L
28	1-28	@	OTT	9-2	W
29	1-31		DET	1-2	L
30	2-2	@	MTLM	2-2	T
31	2-5		NYA	4-1	W
32	2-7	@	BOS	1-2	L

1932-33 (CONT'D)

GAME	DATE		OPPONENT	SCORE	RESULT
33	2-9		OTT	3-3	T
34	2-11	@	TOR	1-2	L
35	2-14	@	OTT	3-1	W
36	2-16		TOR	2-5	L
37	2-18	@	MTL	3-1	W
38	2-21		CHI	2-2	T
39	2-23	@	DET	0-3	L
40	2-26	@	CHI	4-1	W
41	3-5		BOS	1-2	L
42	3-9		DET	3-2	W
43	3-12	@	NYA	8-2	W
44	3-14		OTT	3-3	T
45	3-16	@	MTL	1-2	L
46	3-19		MTLM	3-6	L
47	3-21	@	BOS	2-3	L
48	3-23		MTL	4-2	W

1933-34

GAME	DATE		OPPONENT	SCORE	RESULT
1	11-11	@	TOR	3-4	L
2	11-12	@	CHI	0-1	L
3	11-16		DET	2-1	W
4	11-19	@	DET	1-4	L
5	11-21		TOR	1-1	T
6	11-25	@	MTLM	0-1	L
7	12-2	@	BOS	3-0	W
8	12-3		CHI	1-0*	W
9	12-7		MTL	0-0	T
10	12-9	@	MTL	4-2	W
11	12-12		NYA	0-3	L
12	12-14	@	OTT	4-3	W
13	12-17		BOS	2-2	T
14	12-21		OTT	0-0	T
15	12-24	@	NYA	3-1	W
16	12-25		MTLM	3-0	W

1933-34 (CONT'D)

GAME	DATE		OPPONENT	SCORE	RESULT
17	12-28		TOR	2-2	T
18	12-31		NYA	1-3	L
19	1-2		MTL	3-2	W
20	1-4	@	DET	1-3	L
21	1-7	@	CHI	1-1	T
22	1-9		DET	2-1	W
23	1-11	@	OTT	5-3	W
24	1-14		MTLM	3-1	W
25	1-16	@	NYA	1-2	L
26	1-18		CHI	5-0	W
27	1-20	@	MTL	4-5	L
28	1-23		OTT	5-2	W
29	1-25	@	OTT	6-3	W
30	1-28		BOS	5-2	W
31	1-30	@	BOS	1-2	L
32	2-1		TOR	5-5	T

1933-34 (CONT'D)

GAME	DATE		OPPONENT	SCORE	RESULT
33	2-3	@	MTLM	4-2	W
34	2-6		MTL	3-0	W
35	2-11		NYA	3-4	L
36	2-13	@	BOS	6-4	W
37	2-15	@	MTL	2-5	L
38	2-18		CHI	1-2	L
39	2-22		DET	3-1	W
40	2-24	@	TOR	3-8	L
41	2-27	@	DET	1-5	L
42	3-1	@	CHI	3-1	W
43	3-6		OTT	4-5*	L
44	3-8	@	MTLM	2-2	T
45	3-11		MTLM	3-7*	L
46	3-13	@	NYA	2-1	W
47	3-15		BOS	2-3	L
48	3-17	@	TOR	2-3	L

ALL-TIME RESULTS GAME-BY-GAME

1934-35

GAME	DATE	OPPONENT	SCORE	RESULT
1	11-10	@ STL	2-4	L
2	11-15	@ DET	2-8	L
3	11-18	STL	5-0	W
4	11-22	DET	4-3*	W
5	11-25	@ NYA	1-3	L
6	11-27	MTL	2-3	L
7	12-1	MTLM	2-5	L
8	12-4	@ MTL	3-5	L
9	12-8	@ TOR	5-2	W
10	12-9	@ CHI	0-4	L
11	12-11	TOR	4-8	L
12	12-16	BOS	2-1	W
13	12-18	@ BOS	3-5	L
14	12-20	CHI	1-4	L
15	12-22	@ MTLM	2-1	W
16	12-25	NYA	3-1	W

1934-35 (CONT'D)

GAME	DATE	OPPONENT	SCORE	RESULT
17	12-30	BOS	0-0	T
18	1-1	@ BOS	2-5	L
19	1-3	DET	3-2	W
20	1-8	MTLM	1-1	T
21	1-12	@ NYA	3-1	W
22	1-13	STL	3-2	W
23	1-15	NYA	1-1	T
24	1-20	MTL	7-1	W
25	1-22	@ MTL	7-0	W
26	1-24	CHI	3-3	T
27	1-27	@ NYA	4-2	W
28	1-29	TOR	7-5	W
29	1-31	@ TOR	3-2	W
30	2-3	DET	5-3	W
31	2-5	@ MTLM	5-4	W
32	2-7	NYA	4-6	L

1934-35 (CONT'D)

GAME	DATE	OPPONENT	SCORE	RESULT
33	2-10	@ CHI	2-1	W
34	2-12	@ STL	5-1	W
35	2-14	TOR	3-0	W
36	2-16	@ TOR	1-5	L
37	2-17	@ DET	5-3*	W
38	2-19	STL	2-1	W
39	2-24	BOS	0-0	T
40	2-26	@ MTLM	1-3	L
41	2-28	MTLM	2-5	L
42	3-5	@ BOS	1-3	L
43	3-7	@ DET	1-6	L
44	3-9	@ STL	5-1	W
45	3-10	@ CHI	1-1	T
46	3-12	MTL	3-4	L
47	3-14	@ MTL	4-5	L
48	3-17	CHI	2-5	L

1935-36

GAME	DATE	OPPONENT	SCORE	RESULT
1	11-10	@ DET	1-1	T
2	11-12	@ MTL	2-1*	W
3	11-14	TOR	0-1	L
4	11-16	@ TOR	2-3	L
5	11-17	@ CHI	0-3	L
6	11-19	DET	2-2	T
7	11-24	BOS	1-0	W
8	11-25	@ NYA	1-0	W
9	11-28	CHI	2-1	W
10	12-1	@ BOS	0-2	L
11	12-8	MTLM	3-3	T
12	12-12	NYA	5-2*	W
13	12-14	@ MTLM	6-2	W
14	12-15	@ DET	2-4	L
15	12-17	MTL	1-1	T
16	12-22	BOS	3-1	W

1935-36 (CONT'D)

GAME	DATE	OPPONENT	SCORE	RESULT
17	12-25	@ BOS	3-2	W
18	12-28	@ TOR	3-9	L
19	12-29	@ CHI	1-3	L
20	12-31	MTLM	1-0	W
21	1-2	NYA	3-6	L
22	1-5	@ NYA	0-0	T
23	1-7	DET	1-2	L
24	1-12	BOS	3-6	L
25	1-14	@ MTLM	2-1	W
26	1-16	TOR	1-0	W
27	1-18	@ MTL	1-3	L
28	1-21	CHI	0-1	L
29	1-23	@ DET	2-4	L
30	1-26	@ CHI	1-2	L
31	1-28	MTL	3-2*	W
32	2-2	MTLM	4-2	W

1935-36 (CONT'D)

GAME	DATE	OPPONENT	SCORE	RESULT
33	2-4	DET	4-4	T
34	2-9	BOS	2-0	W
35	2-11	@ MTL	1-1	T
36	2-16	MTL	1-1	T
37	2-20	CHI	1-1	T
38	2-23	@ BOS	4-3	W
39	2-25	@ TOR	2-2	T
40	2-27	@ DET	2-4	L
41	3-1	@ CHI	1-2	L
42	3-3	TOR	0-0	T
43	3-8	NYA	0-1	L
44	3-10	@ MTLM	0-0	T
45	3-12	DET	4-3*	W
46	3-15	@ NYA	2-1	W
47	3-17	CHI	4-2	W
48	3-22	@ BOS	3-1	W

1936-37

GAME	DATE	OPPONENT	SCORE	RESULT
1	11-8	@ DET	2-5	L
2	11-10	@ MTLM	4-1	W
3	11-15	NYA	1-2	L
4	11-17	@ BOS	6-1	W
5	11-19	DET	1-0	W
6	11-21	@ MTL	1-3*	L
7	11-24	TOR	5-1	W
8	11-26	@ NYA	3-1	W
9	11-28	BOS	2-2	T
10	12-3	@ DET	0-2	L
11	12-6	@ CHI	2-1	W
12	12-8	CHI	0-0	T
13	12-12	@ TOR	5-3	W
14	12-15	MTLM	2-2	T
15	12-19	@ MTL	2-4*	L
16	12-20	MTL	5-3*	W

1936-37 (CONT'D)

GAME	DATE	OPPONENT	SCORE	RESULT
17	12-27	CHI	1-0	W
18	12-29	@ NYA	5-1	W
19	12-31	BOS	2-2	T
20	1-3	@ BOS	2-3	L
21	1-5	NYA	7-1	W
22	1-9	@ MTLM	3-2	W
23	1-10	MTL	2-5	L
24	1-14	DET	0-2	L
25	1-19	MTL	1-1	T
26	1-21	@ CHI	0-2	L
27	1-23	@ TOR	0-4	L
28	1-24	TOR	4-2	W
29	1-26	@ BOS	3-0	W
30	1-28	BOS	1-1	T
31	2-2	DET	4-4	T
32	2-4	@ DET	2-2	T

1936-37 (CONT'D)

GAME	DATE	OPPONENT	SCORE	RESULT
33	2-6	@ MTLM	2-4	L
34	2-7	MTLM	1-1	T
35	2-9	@ TOR	5-1	W
36	2-11	@ CHI	2-5	L
37	2-14	NYA	4-5	L
38	2-16	@ BOS	2-3	L
39	2-18	CHI	2-1*	W
40	2-23	TOR	2-1	W
41	2-28	@ CHI	3-4	L
42	3-4	@ DET	1-2	L
43	3-7	BOS	0-1	L
44	3-9	@ NYA	8-7*	W
45	3-11	DET	2-4	L
46	3-13	@ MTL	0-1	L
47	3-16	CHI	3-4	L
48	3-21	MTL	3-1	W

1937-38

GAME	DATE	OPPONENT	SCORE	RESULT
1	11-7	@ DET	3-0	W
2	11-11	CHI	1-3	L
3	11-14	@ BOS	2-3	L
4	11-16	NYA	1-0	W
5	11-20	@ MTLM	3-0	W
6	11-21	MTLM	3-3	T
7	11-25	TOR	1-3	L
8	11-27	@ MTL	1-2	L
9	12-2	@ CHI	1-2	L
10	12-5	BOS	4-0	W
11	12-11	@ TOR	6-3	W
12	12-12	@ DET	5-2	W
13	12-14	DET	3-1	W
14	12-16	@ NYA	2-0	W
15	12-19	MTL	2-2	T
16	12-23	@ MTLM	4-0	W

1937-38 (CONT'D)

GAME	DATE	OPPONENT	SCORE	RESULT
17	12-26	CHI	1-3	L
18	12-28	@ BOS	2-3	L
19	12-31	BOS	5-3	W
20	1-4	NYA	5-5	T
21	1-6	@ CHI	4-1	W
22	1-8	@ TOR	2-3	L
23	1-9	DET	4-1	W
24	1-13	DET	3-3	T
25	1-16	@ NYA	4-0	W
26	1-18	MTL	3-1*	W
27	1-23	MTLM	8-2	W
28	1-25	@ BOS	3-2	W
29	1-27	@ MTL	2-4	L
30	1-30	@ CHI	2-2	T
31	2-1	CHI	6-1	W
32	2-6	TOR	2-1	W

1937-38 (CONT'D)

GAME	DATE	OPPONENT	SCORE	RESULT
33	2-10	@ DET	4-0	W
34	2-12	@ MTLM	5-3	W
35	2-13	MTLM	4-1	W
36	2-17	BOS	2-3*	L
37	2-20	@ BOS	2-3	L
38	2-22	MTL	1-2	L
39	2-24	CHI	6-3	W
40	2-26	@ TOR	4-2	W
41	2-27	@ CHI	4-1	W
42	3-3	DET	4-3	W
43	3-6	@ NYA	1-3	L
44	3-8	TOR	4-3	W
45	3-13	BOS	1-2	L
46	3-17	NYA	5-3	W
47	3-19	@ MTL	1-1	T
48	3-20	@ DET	3-4	L

*Overtime

ALL-TIME RESULTS GAME-BY-GAME

1938-39

GAME	DATE		OPPONENT	SCORE	RESULT
1	11-13	@	DET	3-4	W
2	11-15		DET	2-0	W
3	11-17	@	CHI	1-0	W
4	11-20		MTL	2-1	W
5	11-22	@	BOS	2-4	L
6	11-24		TOR	6-2	W
7	11-27		CHI	0-1	L
8	12-4	@	NYA	6-1	W
9	12-8	@	MTL	6-5	W
10	12-11		BOS	0-3	L
11	12-15		NYA	1-1	T
12	12-17	@	TOR	3-2	W
13	12-18	@	CHI	0-5	L
14	12-20		DET	6-2	W
15	12-22	@	MTL	5-2	W
16	12-25	@	BOS	1-0	W

1938-39 (CONT'D)

GAME	DATE		OPPONENT	SCORE	RESULT
17	12-28		TOR	0-2	L
18	12-31		BOS	2-1*	W
19	1-2		DET	3-0	W
20	1-5	@	MTL	2-2	T
21	1-8		NYA	5-2	W
22	1-10	@	NYA	0-1*	L
23	1-12		CHI	6-0	W
24	1-15	@	CHI	1-1	T
25	1-19	@	DET	3-4	L
26	1-22		MTL	7-3	W
27	1-26		NYA	0-1	L
28	1-31		CHI	3-2	W
29	2-2	@	NYA	7-0	W
30	2-4	@	TOR	4-2	W
31	2-5		TOR	5-5	T
32	2-9		BOS	2-4	L

1938-39 (CONT'D)

GAME	DATE		OPPONENT	SCORE	RESULT
33	2-12	@	BOS	3-2	W
34	2-16		NYA	2-1	W
35	2-18	@	TOR	1-2	L
36	2-21		DET	7-3	W
37	2-23	@	DET	4-2	W
38	2-25	@	MTL	1-1	T
39	2-26		MTL	0-3	L
40	3-2		CHI	1-3	L
41	3-5	@	BOS	3-5*	L
42	3-7		MTL	2-2	T
43	3-9	@	CHI	8-3	W
44	3-12		BOS	2-4	L
45	3-14	@	DET	2-3	L
46	3-16	@	NYA	11-5	W
47	3-18	@	TOR	1-2	L
48	3-19		TOR	6-2	W

1939-40

GAME	DATE		OPPONENT	SCORE	RESULT
1	11-5	@	DET	1-1	T
2	11-11	@	TOR	1-1	T
3	11-12		TOR	0-1	L
4	11-16		CHI	2-3	L
5	11-18	@	NYA	3-1	W
6	11-19		MTL	1-2*	L
7	11-23	@	MTL	1-1	T
8	11-26	@	BOS	2-2	T
9	11-28		DET	4-1	W
10	11-30	@	CHI	7-2	W
11	12-2		NYA	1-1	T
12	12-10		BOS	3-2	W
13	12-14		DET	2-2	T
14	12-16	@	MTL	4-2	W
15	12-17	@	DET	0-0	T
16	12-19		MTL	5-2	W

1939-40 (CONT'D)

GAME	DATE		OPPONENT	SCORE	RESULT
17	12-23		CHI	7-1	W
18	12-25		TOR	4-1	W
19	12-29		BOS	4-0	W
20	12-31		NYA	5-2	W
21	1-2	@	BOS	6-4	W
22	1-4	@	NYA	6-2	W
23	1-7		DET	3-0	W
24	1-11		CHI	5-3	W
25	1-13	@	TOR	4-1	W
26	1-14	@	CHI	1-2	L
27	1-18	@	MTL	1-0	W
28	1-21		BOS	4-2	W
29	1-23	@	NYA	5-3	W
30	1-25		TOR	3-0	W
31	1-28		NYA	4-2	W
32	2-1	@	DET	0-2	L

1939-40 (CONT'D)

GAME	DATE		OPPONENT	SCORE	RESULT
33	2-4		MTL	9-0	W
34	2-6	@	BOS	2-6	L
35	2-8		TOR	2-1	W
36	2-10	@	TOR	4-4	T
37	2-11	@	CHI	0-3	L
38	2-15		DET	3-1	W
39	2-18	@	DET	0-2	L
40	2-22	@	NYA	0-1*	L
41	2-24	@	MTL	2-0	W
42	2-25		MTL	6-2	W
43	2-29		CHI	1-2	L
44	3-2	@	TOR	1-1	T
45	3-3	@	CHI	2-1	W
46	3-10		NYA	4-2	W
47	3-12	@	BOS	1-2	L
48	3-14		BOS	0-0	T

1940-41

GAME	DATE		OPPONENT	SCORE	RESULT
1	11-2	@	TOR	4-1	W
2	11-10	@	DET	2-2	T
3	11-16		DET	3-3	T
4	11-19		NYA	3-2	W
5	11-23		BOS	1-2	L
6	11-26		TOR	2-4	L
7	11-28	@	NYA	1-2	L
8	11-30		MTL	6-1	W
9	12-1	@	CHI	1-4	L
10	12-5	@	MTL	3-2	W
11	12-8		DET	1-3	L
12	12-10	@	BOS	2-6	L
13	12-13	@	DET	2-3*	L
14	12-15		NYA	6-3	W
15	12-19		BOS	5-3	W
16	12-22	@	CHI	1-3*	L

1940-41 (CONT'D)

GAME	DATE		OPPONENT	SCORE	RESULT
17	12-25		CHI	3-3	T
18	12-28	@	TOR	2-3	L
19	12-29		TOR	3-2	W
20	12-31	@	BOS	2-2	T
21	1-1		MTL	1-2	L
22	1-4	@	MTL	3-3	T
23	1-5	@	NYA	6-2	W
24	1-7		CHI	2-3	L
25	1-9	@	TOR	2-3*	L
26	1-12		NYA	3-1	W
27	1-14		DET	3-3	T
28	1-16		BOS	2-2	T
29	1-19	@	DET	2-1	W
30	1-21	@	BOS	3-4*	L
31	1-26	@	CHI	1-4	L
32	2-2		MTL	2-1	W

1940-41 (CONT'D)

GAME	DATE		OPPONENT	SCORE	RESULT
33	2-4	@	NYA	2-2	T
34	2-6		CHI	6-2	W
35	2-9	@	CHI	2-1	W
36	2-11	@	MTL	2-6	L
37	2-13		BOS	3-5	L
38	2-15	@	TOR	3-4	L
39	2-16		TOR	1-4	L
40	2-18	@	NYA	5-2	W
41	2-23		CHI	4-1	W
42	2-25	@	BOS	2-0	W
43	2-27		MTL	5-2	W
44	3-1	@	MTL	3-1	W
45	3-2	@	DET	2-4*	L
46	3-4		DET	6-0	W
47	3-9		TOR	8-5	W
48	3-16		NYA	6-3	W

1941-42

GAME	DATE		OPPONENT	SCORE	RESULT
1	11-1	@	TOR	4-3	W
2	11-9	@	DET	3-1	W
3	11-15		BOS	1-2	L
4	11-16	@	BOS	1-2	L
5	11-18		TOR	6-8	L
6	11-20		NYA	1-4	L
7	11-22	@	MTL	7-2	W
8	11-23		MTL	4-6	L
9	11-25		CHI	5-4*	W
10	11-29		DET	4-1	W
11	11-30	@	CHI	5-1	W
12	12-7		BOS	5-4	W
13	12-11	@	NYA	5-3	W
14	12-13	@	TOR	1-2	L
15	12-16		NYA	3-2*	W
16	12-18	@	CHI	1-5	L

1941-42 (CONT'D)

GAME	DATE		OPPONENT	SCORE	RESULT
17	12-21		MTL	4-3*	W
18	12-23	@	BOS	2-3	L
19	12-25		CHI	5-2	W
20	12-27	@	MTL	4-2	W
21	12-28	@	DET	3-1	W
22	12-31	@	NYA	4-3	W
23	1-1		TOR	3-3	T
24	1-6		DET	3-2	W
25	1-13		NYA	9-2	W
26	1-17	@	MTL	2-6	L
27	1-18		MTL	5-4*	W
28	1-20	@	BOS	4-2	W
29	1-24	@	DET	3-2	W
30	1-25		DET	11-2	W
31	2-1		TOR	7-2	W
32	2-3	@	NYA	3-2*	W

1941-42 (CONT'D)

GAME	DATE		OPPONENT	SCORE	RESULT
33	2-5		BOS	4-1	W
34	2-7	@	TOR	4-6	L
35	2-8	@	CHI	4-3	W
36	2-10		CHI	2-5	L
37	2-14	@	MTL	3-5	L
38	2-15		NYA	1-5	L
39	2-17		MTL	1-2*	L
40	2-22		CHI	3-2	W
41	2-24	@	BOS	4-3	W
42	2-26		DET	7-4	W
43	3-3	@	NYA	4-4	T
44	3-5	@	DET	2-5	L
45	3-7	@	TOR	2-4	L
46	3-8		TOR	2-0	W
47	3-12		BOS	1-2	L
48	3-15	@	CHI	5-1	W

*Overtime

ALL-TIME RESULTS GAME-BY-GAME

1942-43

GAME	DATE		OPPONENT	SCORE	RESULT
1	10-31	@	TOR	2-7	L
2	11-5	@	DET	5-12	L
3	11-7		MTL	4-3*	W
4	11-8	@	MTL	4-10	L
5	11-10		CHI	5-3*	W
6	11-14	@	BOS	3-5	L
7	11-15		BOS	3-4	L
8	11-19		TOR	3-7	L
9	11-22		DET	4-4	T
10	11-26	@	CHI	2-1	W
11	11-28	@	TOR	6-8	L
12	11-29		BOS	3-2	W
13	12-3	@	CHI	1-3	L
14	12-6	@	BOS	4-5	L
15	12-13		MTL	3-7	L
16	12-17		BOS	3-7	L
17	12-19	@	MTL	1-1	T

1942-43 (CONT'D)

GAME	DATE		OPPONENT	SCORE	RESULT
18	12-20		TOR	2-8	L
19	12-25	@	DET	3-1	W
20	12-27		TOR	3-1	W
21	12-29	@	BOS	5-3	W
22	12-31		DET	0-2	L
23	1-1	@	CHI	5-6	L
24	1-3		CHI	3-3	T
25	1-7	@	DET	2-2	T
26	1-10		MTL	4-7	L
27	1-14		DET	1-4	L
28	1-16	@	BOS	5-7	L
29	1-17		BOS	3-6	L
30	1-21	@	TOR	4-7	L
31	1-23	@	MTL	5-5	T
32	1-24	@	DET	0-7	L
33	1-28	@	CHI	1-10	L
34	1-31		BOS	2-7	L

1942-43 (CONT'D)

GAME	DATE		OPPONENT	SCORE	RESULT
35	2-4		CHI	1-1	T
36	2-6	@	TOR	2-3	L
37	2-7	@	CHI	4-8	L
38	2-14		TOR	4-4	T
39	2-18		DET	4-5	L
40	2-20	@	MTL	1-6	L
41	2-21		MTL	6-1	W
42	2-25		CHI	7-4	W
43	2-27	@	DET	1-7	L
44	2-28		DET	1-5	L
45	3-2	@	TOR	4-0	W
46	3-4		MTL	2-7	L
47	3-7		TOR	5-5	T
48	3-14		CHI	7-5	W
49	3-16	@	BOS	5-11	L
50	3-18	@	MTL	3-6	L

1943-44

GAME	DATE		OPPONENT	SCORE	RESULT
1	10-30	@	TOR	2-5	L
2	10-31	@	DET	3-8	L
3	11-2	@	MTL	1-2	L
4	11-6		CHI	3-4	L
5	11-7		TOR	4-7	L
6	11-13		BOS	2-6	L
7	11-14	@	CHI	5-10	L
8	11-18		DET	1-3	L
9	11-21		TOR	2-5	L
10	11-25	@	BOS	2-6	L
11	11-27	@	MTL	3-6	L
12	11-28		MTL	2-2	T
13	12-4	@	TOR	4-11	L
14	12-5	@	CHI	6-7	L
15	12-11	@	BOS	6-9	L
16	12-12		BOS	6-4	W
17	12-19		DET	6-2	W

1943-44 (CONT'D)

GAME	DATE		OPPONENT	SCORE	RESULT
18	12-23	@	DET	3-5	L
19	12-25	@	TOR	5-3	W
20	12-26		CHI	7-6	W
21	12-31		TOR	0-4	L
22	1-2		BOS	3-13	L
23	1-6		DET	0-5	L
24	1-8	@	MTL	2-8	L
25	1-9		MTL	5-6	L
26	1-13		CHI	2-5	L
27	1-15	@	BOS	5-7	L
28	1-16		BOS	8-6	W
29	1-22	@	TOR	5-1	W
30	1-23	@	DET	0-15	L
31	1-27	@	CHI	4-6	L
32	1-30		MTL	3-5	L
33	2-3	@	DET	2-12	L
34	2-5	@	BOS	2-7	L

1943-44 (CONT'D)

GAME	DATE		OPPONENT	SCORE	RESULT
35	2-6		CHI	4-4	T
36	2-10		DET	3-8	L
37	2-13		TOR	3-6	L
38	2-19	@	MTL	2-5	L
39	2-20		MTL	2-7	L
40	2-22		CHI	4-8	L
41	2-24		DET	3-3	T
42	2-27	@	CHI	2-4	L
43	3-2	@	DET	5-6	L
44	3-4	@	BOS	9-10	L
45	3-5		BOS	4-4	T
46	3-9		TOR	0-5	L
47	3-11	@	TOR	0-5	L
48	3-12	@	CHI	4-4	T
49	3-18	@	MTL	2-11	L
50	3-19		MTL	1-6	L

1944-45

GAME	DATE		OPPONENT	SCORE	RESULT
1	10-28	@	TOR	1-2	L
2	11-1	@	CHI	3-8	L
3	11-2	@	DET	3-10	L
4	11-9		TOR	3-6	L
5	11-11		DET	5-3	W
6	11-12		BOS	5-5	T
7	11-18		DET	2-2	T
8	11-19		MTL	2-6	L
9	11-23	@	CHI	4-4	T
10	11-26	@	BOS	4-8	L
11	11-30	@	MTL	7-5	W
12	12-2	@	TOR	3-4	L
13	12-7		DET	2-3	L
14	12-10		CHI	1-1	T
15	12-12	@	BOS	5-7	L
16	12-17		MTL	1-4	L
17	12-20	@	CHI	3-1	W

1944-45 (CONT'D)

GAME	DATE		OPPONENT	SCORE	RESULT
18	12-21	@	DET	3-11	L
19	12-24		CHI	3-3	T
20	12-27		TOR	2-8	L
21	12-30	@	MTL	1-4	L
22	12-31		BOS	3-2	W
23	1-4		DET	4-4	T
24	1-7		CHI	0-0	T
25	1-9	@	TOR	5-4	W
26	1-11		BOS	5-1	W
27	1-14		MTL	2-6	L
28	1-18	@	DET	3-7	L
29	1-20	@	MTL	2-5	L
30	1-21	@	BOS	3-14	L
31	1-24	@	CHI	4-3	W
32	1-27	@	TOR	0-3	L
33	1-28		TOR	0-7	L
34	2-4	@	BOS	3-3	T

1944-45 (CONT'D)

GAME	DATE		OPPONENT	SCORE	RESULT
35	2-8	@	MTL	4-9	L
36	2-11		MTL	3-4	L
37	2-14	@	DET	2-4	L
38	2-15		CHI	6-2	W
39	2-17	@	BOS	1-6	L
40	2-18		BOS	2-1	W
41	2-22		DET	5-3	W
42	2-24	@	TOR	4-4	T
43	2-25		BOS	4-4	T
44	3-1		CHI	3-5	L
45	3-4		TOR	3-6	L
46	3-7	@	CHI	3-6	L
47	3-8	@	DET	3-7	L
48	3-10	@	MTL	3-7	L
49	3-11		MTL	5-11	L
50	3-18		TOR	6-5	W

1945-46

GAME	DATE		OPPONENT	SCORE	RESULT
1	10-31	@	CHI	1-5	L
2	11-3	@	TOR	4-1	W
3	11-4	@	DET	1-4	L
4	11-8		CHI	4-5	L
5	11-10		DET	2-0	W
6	11-11		BOS	1-7	L
7	11-15	@	MTL	0-2	L
8	11-17		MTL	3-7	L
9	11-18		TOR	1-3	L
10	11-22	@	CHI	3-3	T
11	11-24	@	TOR	3-4	L
12	11-25	@	DET	4-1	W
13	11-28	@	BOS	1-5	L
14	12-1	@	MTL	3-4	L
15	12-9		TOR	2-1	W
16	12-13		CHI	4-7	L
17	12-16		MTL	2-4	L

*Overtime

1945-46 (CONT'D)

GAME	DATE		OPPONENT	SCORE	RESULT
18	12-19	@	BOS	7-8	L
19	12-22	@	TOR	5-5	T
20	12-23		TOR	3-4	L
21	12-26		DET	2-3	L
22	12-30		CHI	3-2	W
23	12-31		MTL	0-0	T
24	1-3	@	DET	3-3	T
25	1-6		BOS	4-2	W
26	1-12	@	MTL	3-9	L
27	1-13		CHI	3-2	W
28	1-16	@	BOS	2-3	L
29	1-17		BOS	2-4	L
30	1-19	@	TOR	1-3	L
31	1-20	@	CHI	1-9	L
32	1-26	@	MTL	3-5	L
33	1-27		DET	5-2	W
34	2-3		TOR	6-6	T

1945-46 (CONT'D)

GAME	DATE		OPPONENT	SCORE	RESULT
35	2-6	@	CHI	2-6	L
36	2-7	@	DET	2-4	L
37	2-10		CHI	2-2	T
38	2-14		BOS	2-2	T
39	2-16	@	BOS	6-2	W
40	2-17		MTL	4-5	L
41	2-21		DET	2-2	T
42	2-24	@	CHI	2-2	T
43	2-27	@	TOR	6-4	W
44	2-28	@	DET	1-4	L
45	3-3		TOR	2-5	L
46	3-6	@	MTL	3-7	L
47	3-10		DET	3-2	W
48	3-12		BOS	2-3	L
49	3-13	@	BOS	5-3	W
50	3-17		MTL	8-5	W

ALL-TIME RESULTS GAME-BY-GAME

1946-47

GAME	DATE		OPPONENT	SCORE	RESULT
1	10-17	@	MTL	0-3	L
2	10-20	@	DET	3-1	W
3	10-23	@	MTL	4-1	W
4	10-26	@	BOS	1-3	L
5	10-30		BOS	3-3	T
6	11-2		DET	7-4	W
7	11-3	@	DET	1-3	L
8	11-6	@	CHI	2-6	L
9	11-9	@	TOR	2-4	L
10	11-10		BOS	0-4	L
11	11-13		MTL	4-4	T
12	11-16		CHI	2-6	L
13	11-17		TOR	4-5	L
14	11-21	@	DET	1-3	L
15	11-23	@	MTL	3-2	W
16	11-24	@	CHI	5-1	W
17	11-27	@	BOS	2-5	L
18	12-1	@	CHI	2-1	W
19	12-4		MTL	2-1	W
20	12-8	@	BOS	6-4	W

1946-47 (CONT'D)

GAME	DATE		OPPONENT	SCORE	RESULT
21	12-11		DET	1-1	T
22	12-14	@	TOR	2-3	L
23	12-15		MTL	3-5	L
24	12-18	@	BOS	2-3	L
25	12-22		TOR	1-3	L
26	12-25		MTL	2-0	W
27	12-28	@	DET	2-2	T
28	12-29		BOS	2-2	T
29	12-31		DET	4-5	L
30	1-1	@	BOS	1-3	L
31	1-2		TOR	4-5	L
32	1-4	@	TOR	2-0	W
33	1-5		CHI	9-0	W
34	1-8		BOS	1-3	L
35	1-12		TOR	3-2	W
36	1-15		DET	4-3	W
37	1-18	@	MTL	2-6	L
38	1-19		CHI	5-3	W
39	1-22	@	CHI	4-2	W
40	1-25	@	TOR	1-0	W

1946-47 (CONT'D)

GAME	DATE		OPPONENT	SCORE	RESULT
41	2-1	@	MTL	1-2	L
42	2-2		MTL	7-1	W
43	2-5	@	CHI	3-2	W
44	2-9	@	DET	2-5	L
45	2-12	@	BOS	1-10	L
46	2-16		TOR	6-2	W
47	2-19		BOS	6-0	W
48	2-22	@	TOR	0-2	L
49	2-23		DET	2-2	T
50	2-26		CHI	7-9	L
51	3-2		BOS	2-3	L
52	3-3		CHI	4-9	L
53	3-5	@	CHI	3-1	W
54	3-9		TOR	2-4	L
55	3-12		DET	2-4	L
56	3-15	@	MTL	0-1	L
57	3-16		MTL	3-4	L
58	3-19	@	DET	0-2	L
59	3-22	@	TOR	3-5	L
60	3-23		CHI	4-3	W

1947-48

GAME	DATE		OPPONENT	SCORE	RESULT
1	10-16	@	MTL	2-1	W
2	10-19	@	BOS	1-3	L
3	10-22	@	TOR	1-3	L
4	10-29		BOS	1-3	L
5	11-1		DET	4-3	W
6	11-2		TOR	7-4	W
7	11-6	@	DET	1-2	L
8	11-8	@	TOR	2-7	L
9	11-9	@	CHI	5-8	L
10	11-12		BOS	2-8	L
11	11-15		CHI	3-5	L
12	11-16		MTL	4-2	W
13	11-19	@	DET	6-5	W
14	11-22	@	MTL	5-3	W
15	11-30	@	CHI	6-2	W
16	12-3		TOR	1-4	L
17	12-6	@	BOS	5-5	T
18	12-7		DET	3-1	W
19	12-10		MTL	4-4	T
20	12-11	@	MTL	4-2	W

1947-48 (CONT'D)

GAME	DATE		OPPONENT	SCORE	RESULT
21	12-13	@	TOR	4-1	W
22	12-14		DET	1-1	T
23	12-17		BOS	5-2	W
24	12-21		MTL	3-4	L
25	12-23	@	CHI	1-7	L
26	12-25	@	DET	2-0	W
27	12-28		TOR	1-1	T
28	12-31		BOS	7-3	W
29	1-1	@	BOS	1-4	L
30	1-3	@	TOR	5-5	T
31	1-4		CHI	1-4	L
32	1-7	@	DET	0-6	L
33	1-10	@	MTL	1-1	T
34	1-11		MTL	3-1	W
35	1-14		CHI	4-2	W
36	1-18		TOR	2-2	T
37	1-21		DET	3-4	L
38	1-25	@	BOS	4-6	L
39	1-28	@	CHI	3-2	W
40	1-31	@	MTL	4-2	W

1947-48 (CONT'D)

GAME	DATE		OPPONENT	SCORE	RESULT
41	2-1		CHI	2-2	T
42	2-4	@	DET	4-4	T
43	2-7	@	TOR	0-3	L
44	2-8	@	CHI	2-2	T
45	2-14	@	BOS	4-4	T
46	2-15		TOR	4-4	T
47	2-18		DET	1-3	L
48	2-22		BOS	4-1	W
49	2-25		CHI	4-7	L
50	2-29		MTL	5-3	W
51	3-2		TOR	1-0	W
52	3-3	@	DET	2-4	L
53	3-6	@	TOR	1-2	L
54	3-7		DET	2-2	T
55	3-10	@	BOS	3-6	L
56	3-13	@	MTL	2-3	L
57	3-14		MTL	3-6	L
58	3-16		BOS	2-6	L
59	3-17	@	CHI	5-2	W
60	3-21		CHI	3-4	L

1948-49

GAME	DATE		OPPONENT	SCORE	RESULT
1	10-14	@	MTL	1-1	T
2	10-17	@	DET	0-7	L
3	10-24	@	BOS	1-4	L
4	10-27		DET	2-3	L
5	10-31		BOS	2-0	W
6	11-6	@	TOR	3-3	T
7	11-7	@	CHI	2-4	L
8	11-10		CHI	4-3	W
9	11-13		MTL	1-3	L
10	11-14		TOR	4-4	T
11	11-17	@	DET	4-4	T
12	11-21	@	BOS	4-1	W
13	11-25	@	CHI	4-6	L
14	11-27	@	TOR	0-3	L
15	11-30		CHI	2-4	L
16	12-4	@	MTL	1-3	L
17	12-5		DET	1-3	L
18	12-7		BOS	2-2	T
19	12-11	@	DET	3-5	L
20	12-12		DET	2-0	W

1948-49 (CONT'D)

GAME	DATE		OPPONENT	SCORE	RESULT
21	12-15		TOR	3-1	W
22	12-18	@	TOR	3-3	T
23	12-19		MTL	3-2	W
24	12-23	@	CHI	3-2	W
25	12-25	@	MTL	2-0	W
26	12-26		CHI	1-2	L
27	12-31		BOS	2-2	T
28	1-1	@	BOS	1-4	L
29	1-2		TOR	4-2	W
30	1-5		CHI	3-1	W
31	1-9		MTL	1-1	T
32	1-12		DET	1-4	L
33	1-15	@	TOR	1-2	L
34	1-16		TOR	4-0	W
35	1-19		BOS	2-5	L
36	1-20	@	MTL	1-2	L
37	1-23	@	CHI	2-2	T
38	1-26	@	DET	5-1	W
39	1-30		MTL	9-0	W
40	2-2	@	BOS	3-5	L

1948-49 (CONT'D)

GAME	DATE		OPPONENT	SCORE	RESULT
41	2-5	@	TOR	1-1	T
42	2-6	@	CHI	2-0	W
43	2-9	@	DET	0-8	L
44	2-10		CHI	1-3	L
45	2-12	@	BOS	2-4	L
46	2-13		TOR	0-3	L
47	2-16		DET	4-0	W
48	2-19	@	MTL	1-3	L
49	2-20		MTL	3-2	W
50	2-23		BOS	2-3	L
51	2-27		DET	3-2	W
52	3-2	@	CHI	2-5	L
53	3-5	@	TOR	1-7	L
54	3-6		TOR	3-4	L
55	3-9	@	BOS	1-8	L
56	3-12	@	MTL	0-3	L
57	3-13		MTL	1-1	T
58	3-15		BOS	2-4	L
59	3-16	@	DET	2-6	L
60	3-20		CHI	5-1	W

*Overtime

ALL-TIME RESULTS GAME-BY-GAME

1949-50

GAME	DATE		OPPONENT	SCORE	RESULT
1	10-15	@	MTL	1-3	L
2	10-16	@	BOS	2-2	T
3	10-19		DET	1-6	L
4	10-22		TOR	2-2	T
5	10-25	@	CHI	2-1	W
6	10-26	@	BOS	5-2	W
7	10-29	@	CHI	0-2	L
8	10-30		TOR	2-4	L
9	11-2	@	TOR	3-3	T
10	11-6	@	DET	0-7	L
11	11-9		MTL	2-2	T
12	11-12		MTL	3-5	L
13	11-13		DET	1-1	T
14	11-16		BOS	2-1	W
15	11-20	@	CHI	5-2	W
16	11-23	@	DET	3-4	L
17	11-26	@	MTL	1-5	L
18	11-27	@	BOS	1-1	T
19	11-30		MTL	5-2	W
20	12-3	@	TOR	0-2	L
21	12-4		CHI	4-0	W
22	12-7		CHI	2-1	W
23	12-10	@	DET	1-0	W
24	12-11		DET	2-1	W

1949-50 (CONT'D)

GAME	DATE		OPPONENT	SCORE	RESULT
25	12-14	@	CHI	3-5	L
26	12-17	@	BOS	3-1	W
27	12-18		TOR	0-2	L
28	12-21		MTL	4-1	W
29	12-24	@	MTL	0-0	T
30	12-25		TOR	3-1	W
31	12-28		CHI	5-2	W
32	12-31		BOS	4-1	W
33	1-1	@	BOS	0-6	L
34	1-4		DET	2-1	W
35	1-7	@	MTL	3-1	W
36	1-8		CHI	1-1	T
37	1-11		TOR	1-2	L
38	1-14	@	DET	2-4	L
39	1-15		DET	0-1	L
40	1-18		BOS	2-4	L
41	1-21	@	TOR	1-2	L
42	1-22	@	CHI	3-4	L
43	1-25	@	TOR	1-5	L
44	1-28	@	BOS	2-2	T
45	1-29		MTL	2-0	W
46	2-1	@	BOS	2-3	L
47	2-2	@	MTL	1-4	L
48	2-5	@	DET	5-5	T

1949-50 (CONT'D)

GAME	DATE		OPPONENT	SCORE	RESULT
49	2-9	@	CHI	5-3	W
50	2-12		DET	4-0	W
51	2-15		BOS	2-2	T
52	2-18	@	MTL	4-2	W
53	2-19		TOR	2-1	W
54	2-22		CHI	3-0	W
55	2-23	@	CHI	7-3	W
56	2-25	@	TOR	2-4	L
57	2-26		BOS	4-3	W
58	3-1		DET	2-5	L
59	3-4	@	BOS	1-5	L
60	3-5		TOR	5-2	W
61	3-8	@	CHI	4-2	W
62	3-9		DET	3-1	W
63	3-11	@	TOR	0-4	L
64	3-12		MTL	1-5	L
65	3-15		BOS	1-4	L
66	3-18	@	MTL	3-5	L
67	3-19		MTL	2-4	L
68	3-21		CHI	3-6	L
69	3-22	@	DET	7-8	L
70	3-26		TOR	5-3	W

1950-51

GAME	DATE		OPPONENT	SCORE	RESULT
1	10-11	@	DET	2-3	L
2	10-15	@	CHI	3-2	W
3	10-19	@	MTL	0-4	L
4	10-21	@	TOR	0-5	L
5	10-22	@	BOS	0-0	T
6	10-25		BOS	1-1	T
7	10-28	@	MTL	1-5	L
8	10-29		MTL	2-2	T
9	11-2	@	DET	2-2	T
10	11-4	@	TOR	2-2	T
11	11-5	@	CHI	1-3	L
12	11-8		TOR	3-5	L
13	11-11	@	MTL	1-1	T
14	11-12		CHI	1-4	L
15	11-15		BOS	3-4	L
16	11-18	@	TOR	4-5	L
17	11-19		DET	3-3	T
18	11-22		MTL	3-2	W
19	11-25	@	BOS	3-3	T
20	11-26		TOR	2-3	L
21	11-29		CHI	1-1	T
22	12-2	@	BOS	3-2	W
23	12-3		BOS	3-5	L
24	12-6		DET	0-9	L

1950-51 (CONT'D)

GAME	DATE		OPPONENT	SCORE	RESULT
25	12-9	@	DET	0-5	L
26	12-10	@	CHI	3-3	T
27	12-13		MTL	3-2	W
28	12-16	@	MTL	1-1	T
29	12-17		DET	3-3	T
30	12-20		BOS	4-4	T
31	12-24		CHI	6-1	W
32	12-25	@	DET	1-4	L
33	12-27		TOR	3-1	W
34	12-31		BOS	3-0	W
35	1-1	@	BOS	2-3	L
36	1-3		DET	5-3	W
37	1-6	@	TOR	4-2	W
38	1-7		CHI	3-2	W
39	1-10		MTL	0-3	L
40	1-13	@	DET	2-4	L
41	1-14		TOR	2-1	W
42	1-17		BOS	3-3	T
43	1-20	@	MTL	2-2	T
44	1-21	@	BOS	1-5	L
45	1-25	@	CHI	2-1	W
46	1-27	@	TOR	1-2	L
47	1-28		DET	5-3	W
48	2-1	@	DET	2-3	L

1950-51 (CONT'D)

GAME	DATE		OPPONENT	SCORE	RESULT
49	2-4	@	CHI	4-4	T
50	2-7	@	BOS	2-2	T
51	2-11		MTL	3-1	W
52	2-14		CHI	5-1	W
53	2-15	@	CHI	7-3	W
54	2-17	@	TOR	0-2	L
55	2-18		TOR	2-5	L
56	2-21		BOS	2-2	T
57	2-24	@	MTL	2-6	L
58	2-25		DET	6-2	W
59	3-1	@	CHI	4-1	W
60	3-3	@	BOS	3-3	T
61	3-4		MTL	2-2	T
62	3-7		CHI	3-1	W
63	3-10	@	DET	2-3	L
64	3-11		MTL	5-5	T
65	3-14		TOR	1-3	L
66	3-15	@	MTL	3-5	L
67	3-17	@	TOR	1-3	L
68	3-18		TOR	1-4	L
69	3-21		DET	1-4	L
70	3-25		CHI	5-2	W

1951-52

GAME	DATE		OPPONENT	SCORE	RESULT
1	10-14	@	CHI	2-3	L
2	10-18	@	MTL	2-3	L
3	10-20	@	TOR	3-2	W
4	10-21	@	BOS	1-1	T
5	10-24		BOS	1-3	L
6	10-28		MTL	2-1	W
7	10-29	@	MTL	1-6	L
8	11-1	@	CHI	2-4	L
9	11-3	@	TOR	2-1	W
10	11-4	@	DET	2-4	L
11	11-7		DET	4-4	T
12	11-11		CHI	3-2	W
13	11-14		TOR	2-2	T
14	11-17	@	MTL	2-3	L
15	11-18		DET	2-5	L
16	11-21		BOS	3-3	T
17	11-22	@	DET	1-2	L
18	11-25		MTL	2-1	W
19	11-27	@	BOS	1-1	T
20	11-28		CHI	6-3	W
21	12-1	@	TOR	2-8	L
22	12-2	@	CHI	4-6	L
23	12-5		BOS	2-3	L
24	12-9		TOR	7-2	W

1951-52 (CONT'D)

GAME	DATE		OPPONENT	SCORE	RESULT
25	12-11	@	BOS	2-4	L
26	12-12		BOS	6-3	W
27	12-15	@	TOR	1-4	L
28	12-16		DET	1-3	L
29	12-19		MTL	4-2	W
30	12-23		CHI	3-2	W
31	12-25	@	DET	1-2	L
32	12-26		DET	1-0	W
33	12-29	@	MTL	2-7	L
34	12-30		TOR	2-2	T
35	1-1	@	BOS	4-2	W
36	1-2		DET	1-0	W
37	1-6		CHI	3-2	W
38	1-9		TOR	1-2	L
39	1-10	@	DET	2-5	L
40	1-13		MTL	2-2	T
41	1-16		CHI	4-6	L
42	1-17	@	CHI	6-6	T
43	1-20	@	DET	3-2	W
44	1-22	@	BOS	3-3	T
45	1-26	@	TOR	3-3	T
46	1-27		MTL	3-5	L
47	1-31	@	MTL	0-1	L
48	2-3	@	DET	3-4	L

1951-52 (CONT'D)

GAME	DATE		OPPONENT	SCORE	RESULT
49	2-7	@	CHI	3-1	W
50	2-9	@	BOS	4-2	W
51	2-10		TOR	3-4	L
52	2-13		BOS	6-2	W
53	2-16	@	MTL	1-5	L
54	2-17		MTL	3-2	W
55	2-19	@	TOR	3-3	T
56	2-20		DET	1-1	T
57	2-24		BOS	5-2	W
58	2-27		TOR	1-3	L
59	2-28	@	CHI	2-2	T
60	3-1	@	MTL	1-3	L
61	3-2		DET	4-6	L
62	3-4	@	BOS	1-4	L
63	3-6	@	CHI	5-3	W
64	3-9		MTL	0-2	L
65	3-12		CHI	10-2	W
66	3-15	@	TOR	2-5	L
67	3-16		TOR	2-4	L
68	3-19		BOS	6-4	W
69	3-20	@	DET	3-7	L
70	3-23		CHI	6-7	L

*Overtime

ALL-TIME RESULTS GAME-BY-GAME

1952-53

GAME	DATE		OPPONENT	SCORE	RESULT
1	10-9	@	DET	3-5	L
2	10-12	@	CHI	0-2	L
3	10-16	@	MTL	1-3	L
4	10-18	@	TOR	3-4	L
5	10-19	@	BOS	2-2	T
6	10-22		BOS	3-3	T
7	10-26		DET	3-2	W
8	10-29		CHI	1-3	L
9	10-30	@	CHI	3-8	L
10	11-1	@	MTL	1-4	L
11	11-2		MTL	2-2	T
12	11-5	@	TOR	1-4	L
13	11-9	@	DET	1-3	L
14	11-12		CHI	5-2	W
15	11-13	@	CHI	2-6	L
16	11-16		TOR	3-6	L
17	11-19		DET	2-2	T
18	11-23		MTL	2-2	T
19	11-26		TOR	4-2	W
20	11-27	@	BOS	1-3	L
21	11-30	@	CHI	1-1	T
22	12-3		CHI	3-5	L
23	12-4	@	DET	3-5	L
24	12-6	@	TOR	2-2	T

1952-53 (CONT'D)

GAME	DATE		OPPONENT	SCORE	RESULT
25	12-7		MTL	2-2	T
26	12-10		BOS	1-4	L
27	12-14		TOR	2-2	T
28	12-17		BOS	5-0	W
29	12-18	@	MTL	2-6	L
30	12-20	@	DET	1-1	T
31	12-21		DET	2-5	L
32	12-25	@	BOS	2-1	W
33	12-28		CHI	3-6	L
34	12-31		TOR	3-3	T
35	1-4		BOS	5-2	W
36	1-7		CHI	4-6	L
37	1-8	@	MTL	4-4	T
38	1-11		MTL	7-0	W
39	1-14		DET	3-2	W
40	1-17	@	TOR	0-1	L
41	1-18	@	CHI	0-2	L
42	1-22	@	DET	8-2	W
43	1-24	@	BOS	0-9	L
44	1-25	@	BOS	2-1	W
45	1-28		MTL	1-2	L
46	1-29	@	MTL	2-5	L
47	1-31	@	TOR	0-4	L
48	2-1	@	CHI	1-0	W

1952-53 (CONT'D)

GAME	DATE		OPPONENT	SCORE	RESULT
49	2-5	@	DET	3-3	T
50	2-8		MTL	1-1	T
51	2-11		DET	2-2	T
52	2-14	@	BOS	4-5	L
53	2-15		TOR	1-2	L
54	2-18		BOS	4-2	W
55	2-19	@	CHI	4-2	W
56	2-21	@	MTL	1-4	L
57	2-22		DET	1-2	L
58	2-25		BOS	2-1	W
59	2-28	@	TOR	0-3	L
60	3-1		TOR	4-2	W
61	3-4		CHI	1-4	L
62	3-5	@	DET	1-7	L
63	3-7	@	BOS	2-1	W
64	3-8		MTL	4-3	W
65	3-11		DET	0-2	L
66	3-14	@	MTL	2-3	L
67	3-15		TOR	1-1	T
68	3-18		BOS	1-2	L
69	3-21	@	TOR	0-5	L
70	3-22		CHI	1-3	L

1953-54

GAME	DATE		OPPONENT	SCORE	RESULT
1	10-8	@	DET	1-4	L
2	10-11	@	CHI	5-3	W
3	10-15	@	MTL	1-6	L
4	10-17	@	TOR	1-1	T
5	10-18	@	BOS	2-3	L
6	10-22		BOS	4-3	W
7	10-25		MTL	1-2	L
8	10-28		CHI	1-6	L
9	10-31	@	TOR	1-4	L
10	11-1		TOR	2-2	T
11	11-5	@	MTL	3-4	L
12	11-7	@	CHI	3-1	W
13	11-8	@	DET	2-2	T
14	11-11		CHI	3-2	W
15	11-14		DET	2-3	L
16	11-15	@	DET	1-4	L
17	11-18		CHI	3-1	W
18	11-21	@	TOR	0-1	L
19	11-22		DET	2-3	L
20	11-25		BOS	5-3	W
21	11-26	@	BOS	2-5	L
22	11-29		MTL	2-1	W
23	12-2		CHI	3-3	T
24	12-3	@	DET	0-4	L

1953-54 (CONT'D)

GAME	DATE		OPPONENT	SCORE	RESULT
25	12-5	@	CHI	1-2	L
26	12-6		TOR	3-3	T
27	12-9		DET	3-3	T
28	12-12	@	MTL	2-7	L
29	12-13		TOR	1-2	L
30	12-16		BOS	4-3	W
31	12-19	@	TOR	2-3	L
32	12-20		MTL	3-1	W
33	12-23		DET	2-1	W
34	12-26	@	MTL	0-2	L
35	12-27		CHI	1-4	L
36	12-29		BOS	2-6	L
37	1-1	@	BOS	2-1	W
38	1-3		MTL	4-3	W
39	1-6		CHI	4-3	W
40	1-10		TOR	4-1	W
41	1-13		DET	1-3	L
42	1-14	@	CHI	2-0	W
43	1-16	@	TOR	0-4	L
44	1-17	@	DET	3-2	W
45	1-20		BOS	8-3	W
46	1-23	@	BOS	4-3	W
47	1-24	@	BOS	1-2	L
48	1-28	@	DET	3-3	T

1953-54 (CONT'D)

GAME	DATE		OPPONENT	SCORE	RESULT
49	1-30	@	MTL	2-1	W
50	2-4	@	CHI	3-2	W
51	2-6	@	MTL	3-4	L
52	2-7		MTL	1-4	L
53	2-10		DET	3-2	W
54	2-13	@	BOS	0-1	L
55	2-14		TOR	3-3	T
56	2-17		BOS	2-1	W
57	2-19	@	CHI	3-0	W
58	2-21		TOR	6-1	W
59	2-24		BOS	3-5	L
60	2-27	@	MTL	0-5	L
61	2-28		MTL	2-0	W
62	3-3	@	TOR	3-3	T
63	3-5	@	CHI	0-0	T
64	3-7		TOR	0-4	L
65	3-10		CHI	4-2	W
66	3-11	@	BOS	0-1	L
67	3-13	@	DET	5-2	W
68	3-14		DET	2-0	W
69	3-20	@	TOR	5-2	W
70	3-21		MTL	1-3	L

1954-55

GAME	DATE		OPPONENT	SCORE	RESULT
1	10-9	@	DET	0-4	L
2	10-10	@	CHI	2-1	W
3	10-14	@	BOS	3-5	L
4	10-16	@	TOR	4-2	W
5	10-20		BOS	6-2	W
6	10-23	@	MTL	1-7	L
7	10-24		MTL	4-2	W
8	10-27		DET	5-2	W
9	10-30	@	TOR	1-3	L
10	10-31		CHI	1-1	T
11	11-4	@	CHI	1-3	L
12	11-7	@	DET	0-1	L
13	11-10		TOR	1-2	L
14	11-13		CHI	3-5	L
15	11-14	@	CHI	5-0	W
16	11-17		BOS	2-2	T
17	11-20	@	MTL	1-4	L
18	11-21		TOR	2-2	T
19	11-24		BOS	3-1	W
20	11-25	@	BOS	2-2	T
21	11-27	@	TOR	1-3	L
22	11-28		MTL	4-1	W
23	12-1		DET	1-6	L
24	12-4	@	BOS	3-6	L

1954-55 (CONT'D)

GAME	DATE		OPPONENT	SCORE	RESULT
25	12-5		MTL	3-3	T
26	12-8		CHI	1-2	L
27	12-9	@	DET	2-3	L
28	12-11	@	DET	1-4	L
29	12-12		TOR	1-1	T
30	12-15		DET	3-3	T
31	12-16	@	MTL	1-5	L
32	12-18	@	TOR	1-3	L
33	12-19		TOR	3-3	T
34	12-22		DET	2-2	T
35	12-25	@	MTL	1-4	L
36	12-26		CHI	4-4	T
37	12-30		BOS	6-1	W
38	1-1	@	BOS	0-4	L
39	1-2		BOS	3-3	T
40	1-5		CHI	2-3	L
41	1-8	@	TOR	0-5	L
42	1-9		MTL	1-7	L
43	1-12		TOR	0-0	T
44	1-14	@	CHI	6-2	W
45	1-16	@	DET	0-3	L
46	1-19		DET	2-0	W
47	1-22	@	BOS	1-3	L
48	1-23	@	BOS	2-0	W

1954-55 (CONT'D)

GAME	DATE		OPPONENT	SCORE	RESULT
49	1-27	@	DET	3-3	T
50	1-29	@	TOR	3-1	W
51	1-30	@	CHI	2-4	L
52	2-5	@	MTL	1-3	L
53	2-6		MTL	3-7	L
54	2-9		CHI	2-2	T
55	2-12	@	BOS	5-5	T
56	2-13		MTL	4-1	W
57	2-16		BOS	2-2	T
58	2-19	@	MTL	2-10	L
59	2-20		DET	0-5	L
60	2-23		TOR	1-3	L
61	2-25	@	CHI	2-2	T
62	2-27		MTL	1-7	L
63	3-2		BOS	1-2	L
64	3-5	@	DET	2-6	L
65	3-6		DET	1-2	L
66	3-12	@	TOR	2-1	W
67	3-13		CHI	5-2	W
68	3-16	@	CHI	1-1	T
69	3-19	@	MTL	2-4	L
70	3-20		TOR	3-2	W

*Overtime

ALL-TIME RESULTS GAME-BY-GAME

1955-56

GAME	DATE		OPPONENT	SCORE	RESULT
1	10-7	@	CHI	7-4	W
2	10-9	@	DET	3-2	W
3	10-15	@	MTL	1-4	L
4	10-16	@	BOS	1-4	L
5	10-19		TOR	6-2	W
6	10-22	@	TOR	2-3	L
7	10-23		CHI	5-4	W
8	10-26		DET	6-2	W
9	10-29		BOS	0-1	L
10	11-3	@	DET	1-1	T
11	11-5	@	TOR	3-0	W
12	11-6	@	CHI	4-2	W
13	11-9		MTL	1-1	T
14	11-10	@	BOS	1-5	L
15	11-13		TOR	4-1	W
16	11-16		DET	3-3	T
17	11-19	@	MTL	1-6	L
18	11-20		MTL	1-1	T
19	11-23		BOS	4-0	W
20	11-24	@	BOS	5-0	W
21	11-27		MTL	3-3	T
22	11-30		CHI	6-1	W
23	12-2	@	CHI	2-1	W
24	12-4		DET	7-3	W

1955-56 (CONT'D)

GAME	DATE		OPPONENT	SCORE	RESULT
25	12-7		TOR	3-1	W
26	12-10	@	TOR	1-6	L
27	12-11	@	DET	0-2	L
28	12-14		CHI	1-4	L
29	12-15	@	MTL	0-2	L
30	12-18		TOR	4-1	W
31	12-21		BOS	3-3	T
32	12-25		MTL	5-1	W
33	12-29		CHI	2-4	L
34	12-31		BOS	6-2	W
35	1-1	@	BOS	4-2	W
36	1-4		DET	5-4	W
37	1-8		CHI	3-5	L
38	1-11		MTL	6-1	W
39	1-12	@	DET	0-6	L
40	1-14	@	TOR	6-5	W
41	1-15	@	CHI	2-0	W
42	1-17	@	CHI	2-2	T
43	1-21	@	MTL	1-3	L
44	1-22	@	BOS	1-3	L
45	1-26	@	DET	2-3	L
46	1-28	@	TOR	3-1	W
47	1-29	@	CHI	6-2	W
48	2-1		TOR	5-2	W

1955-56 (CONT'D)

GAME	DATE		OPPONENT	SCORE	RESULT
49	2-4	@	BOS	1-7	L
50	2-5		MTL	3-3	T
51	2-8		BOS	3-3	T
52	2-11	@	TOR	0-5	L
53	2-12		DET	2-1	W
54	2-14	@	DET	3-5	L
55	2-15		CHI	6-1	W
56	2-18	@	MTL	4-9	L
57	2-19		BOS	0-3	L
58	2-22		TOR	2-4	L
59	2-23	@	MTL	2-5	L
60	2-26		DET	3-2	W
61	2-28	@	DET	1-4	L
62	2-29		BOS	4-2	W
63	3-3	@	BOS	2-5	L
64	3-4		CHI	3-2	W
65	3-8	@	CHI	6-4	W
66	3-10	@	TOR	2-5	L
67	3-11		TOR	4-2	W
68	3-15		DET	2-2	T
69	3-17	@	MTL	2-7	L
70	3-18		MTL	1-3	L

1956-57

GAME	DATE		OPPONENT	SCORE	RESULT
1	10-12	@	CHI	3-0	W
2	10-14	@	DET	1-2	L
3	10-17		BOS	2-0	W
4	10-20	@	MTL	0-5	L
5	10-21		CHI	4-1	W
6	10-24		MTL	3-2	W
7	10-28		TOR	1-1	T
8	10-31	@	TOR	2-7	L
9	11-4	@	BOS	1-4	L
10	11-7		BOS	2-4	L
11	11-8	@	MTL	2-4	L
12	11-10		DET	4-6	L
13	11-14		MTL	3-5	L
14	11-17		BOS	4-4	T
15	11-18	@	CHI	2-2	T
16	11-21		TOR	3-3	T
17	11-22	@	BOS	4-3	W
18	11-24	@	MTL	1-6	L
19	11-25		MTL	1-1	T
20	11-28		BOS	2-1	W
21	11-29	@	DET	1-4	L
22	12-2		TOR	4-2	W
23	12-5		CHI	2-2	T
24	12-8	@	TOR	0-0	T

1956-57 (CONT'D)

GAME	DATE		OPPONENT	SCORE	RESULT
25	12-9		DET	4-2	W
26	12-13	@	DET	1-2	L
27	12-15	@	TOR	1-2	L
28	12-16		MTL	4-2	W
29	12-21	@	CHI	3-2	W
30	12-23		TOR	1-3	L
31	12-25	@	DET	1-8	L
32	12-27		CHI	3-2	W
33	12-29	@	MTL	3-6	L
34	12-31		DET	0-1	L
35	1-1	@	BOS	3-5	L
36	1-5		CHI	4-1	W
37	1-6		MTL	2-3	L
38	1-9		TOR	3-4	L
39	1-11	@	CHI	7-4	W
40	1-12	@	DET	5-4	W
41	1-13		DET	2-3	L
42	1-19	@	MTL	0-5	L
43	1-20	@	DET	2-5	L
44	1-23	@	TOR	4-4	T
45	1-26	@	BOS	5-3	W
46	1-27	@	CHI	3-2	W
47	1-30		CHI	2-7	L
48	2-2		DET	4-5	L

1956-57 (CONT'D)

GAME	DATE		OPPONENT	SCORE	RESULT
49	2-3	@	BOS	1-4	L
50	2-6		BOS	3-2	W
51	2-7	@	CHI	4-4	T
52	2-9	@	TOR	4-4	T
53	2-10		MTL	5-4	W
54	2-14	@	DET	2-3	L
55	2-16	@	MTL	2-1	W
56	2-17		TOR	3-2	W
57	2-20		BOS	5-2	W
58	2-23	@	MTL	1-4	L
59	2-24		MTL	4-3	W
60	2-27		CHI	6-6	T
61	3-2	@	BOS	3-2	W
62	3-3		DET	1-1	T
63	3-7	@	CHI	2-2	T
64	3-9	@	TOR	2-1	W
65	3-10		DET	4-1	W
66	3-13		BOS	1-2	L
67	3-16	@	TOR	1-14	L
68	3-17		TOR	3-5	L
69	3-23	@	BOS	4-2	W
70	3-24		CHI	4-4	T

1957-58

GAME	DATE		OPPONENT	SCORE	RESULT
1	10-10	@	DET	3-2	W
2	10-12	@	MTL	2-2	T
3	10-13	@	BOS	1-3	L
4	10-16		BOS	2-6	L
5	10-20		CHI	6-1	W
6	10-23		TOR	3-0	W
7	10-26	@	TOR	0-3	L
8	10-27		MTL	4-1	W
9	10-30		DET	0-4	L
10	10-31	@	BOS	3-0	W
11	11-2		BOS	5-0	W
12	11-3	@	CHI	3-2	W
13	11-5	@	DET	1-1	T
14	11-6	@	TOR	4-2	W
15	11-9	@	CHI	0-5	L
16	11-13		CHI	2-2	T
17	11-16	@	MTL	4-2	W
18	11-17		MTL	4-2	W
19	11-20		DET	1-1	T
20	11-22	@	CHI	4-2	W
21	11-24		TOR	1-5	L
22	11-27		BOS	2-5	L
23	11-28	@	BOS	0-1	L
24	11-30		DET	1-3	L

1957-58 (CONT'D)

GAME	DATE		OPPONENT	SCORE	RESULT
25	12-1	@	DET	5-1	W
26	12-4		CHI	0-2	L
27	12-7	@	TOR	3-3	T
28	12-8		TOR	1-2	L
29	12-12	@	MTL	2-3	L
30	12-14	@	DET	4-4	T
31	12-15		DET	4-2	W
32	12-18		MTL	5-4	W
33	12-19	@	BOS	3-3	T
34	12-21	@	MTL	4-2	W
35	12-22		TOR	5-2	W
36	12-25		CHI	1-3	L
37	12-28	@	TOR	1-6	L
38	12-29		MTL	3-4	L
39	1-4		BOS	4-7	L
40	1-5		MTL	0-4	L
41	1-8		TOR	5-5	T
42	1-11	@	MTL	3-9	L
43	1-12		DET	2-3	L
44	1-16	@	BOS	3-2	W
45	1-18	@	CHI	3-2	W
46	1-19	@	DET	6-1	W
47	1-25	@	TOR	1-7	L
48	1-26	@	CHI	3-4	L

1957-58 (CONT'D)

GAME	DATE		OPPONENT	SCORE	RESULT
49	1-29		BOS	1-1	T
50	2-1		CHI	3-2	W
51	2-2	@	BOS	3-4	L
52	2-8	@	DET	5-2	W
53	2-9		MTL	1-3	L
54	2-14	@	CHI	3-1	W
55	2-16		BOS	3-2	W
56	2-19		CHI	3-2	W
57	2-22	@	MTL	2-2	T
58	2-23		TOR	4-2	W
59	2-26		CHI	4-3	W
60	3-1	@	TOR	5-4	W
61	3-2		DET	4-4	T
62	3-8	@	MTL	3-2	W
63	3-9		DET	2-4	L
64	3-11	@	DET	2-2	T
65	3-12	@	CHI	3-2	W
66	3-15	@	BOS	4-0	W
67	3-16		MTL	2-3	L
68	3-19		BOS	1-1	T
69	3-22	@	TOR	7-0	W
70	3-23		TOR	3-2	W

*Overtime

ALL-TIME RESULTS GAME-BY-GAME

1958-59

GAME	DATE		OPPONENT	SCORE	RESULT
1	10-8	@	CHI	1-1	T
2	10-11	@	BOS	4-4	T
3	10-12	@	DET	0-3	L
4	10-15		BOS	4-4	T
5	10-18	@	MTL	2-2	T
6	10-19		MTL	3-5	L
7	10-25		CHI	6-2	W
8	10-26		TOR	3-2	W
9	10-29		BOS	2-2	T
10	10-30	@	DET	1-4	L
11	11-1	@	TOR	3-4	L
12	11-2		DET	1-2	L
13	11-4	@	CHI	2-4	L
14	11-8	@	MTL	6-5	W
15	11-9	@	BOS	5-1	W
16	11-15		BOS	4-2	W
17	11-16		MTL	2-1	W
18	11-19		TOR	7-4	W
19	11-22	@	TOR	2-2	T
20	11-23		DET	1-3	L
21	11-26		MTL	5-3	W
22	11-27	@	BOS	1-3	L
23	11-29		BOS	1-3	L
24	11-30	@	CHI	2-2	T

1958-59 (CONT'D)

GAME	DATE		OPPONENT	SCORE	RESULT
25	12-3		CHI	4-2	W
26	12-6	@	MTL	0-6	L
27	12-7		TOR	0-2	L
28	12-10		DET	1-2	L
29	12-13	@	TOR	4-4	T
30	12-14		CHI	3-3	T
31	12-18	@	DET	2-0	W
32	12-21		TOR	5-1	W
33	12-25	@	MTL	1-4	L
34	12-28		MTL	5-3	W
35	12-31		BOS	4-3	W
36	1-1	@	BOS	5-2	W
37	1-3	@	MTL	1-5	L
38	1-4		TOR	2-4	L
39	1-7		CHI	0-4	L
40	1-10		DET	3-3	T
41	1-11	@	CHI	4-3	W
42	1-14	@	TOR	3-2	W
43	1-17	@	CHI	1-7	L
44	1-18	@	DET	4-2	W
45	1-24	@	MTL	1-3	L
46	1-26	@	BOS	8-3	W
47	1-28		CHI	1-3	L
48	1-31	@	TOR	5-2	W

1958-59 (CONT'D)

GAME	DATE		OPPONENT	SCORE	RESULT
49	2-1		DET	5-4	W
50	2-5	@	DET	5-0	W
51	2-7		CHI	3-6	L
52	2-8	@	BOS	1-4	L
53	2-11		BOS	3-5	L
54	2-12	@	DET	0-1	L
55	2-15		MTL	1-5	L
56	2-18	@	CHI	2-4	L
57	2-21	@	TOR	1-1	T
58	2-22		MTL	5-1	W
59	2-25		DET	6-3	W
60	2-28	@	MTL	1-6	L
61	3-1		TOR	1-1	T
62	3-7	@	CHI	6-1	W
63	3-8		DET	4-2	W
64	3-11		CHI	3-5	L
65	3-12	@	BOS	4-5	L
66	3-14	@	TOR	0-5	L
67	3-15		TOR	5-6	L
68	3-18		BOS	3-5	L
69	3-21	@	DET	5-2	W
70	3-22		MTL	2-4	L

1959-60

GAME	DATE		OPPONENT	SCORE	RESULT
1	10-7	@	CHI	2-5	L
2	10-10	@	BOS	4-6	L
3	10-11	@	DET	2-4	L
4	10-14		BOS	3-4	L
5	10-17	@	MTL	4-2	W
6	10-18		MTL	5-6	L
7	10-21		TOR	2-3	L
8	10-24	@	TOR	1-1	T
9	10-25		CHI	3-1	W
10	10-28		DET	3-3	T
11	11-1		MTL	1-3	L
12	11-4	@	TOR	1-4	L
13	11-5	@	MTL	2-8	L
14	11-8	@	DET	3-3	T
15	11-11		BOS	6-3	W
16	11-14		DET	0-4	L
17	11-15		TOR	2-2	T
18	11-18	@	CHI	3-5	L
19	11-22		DET	3-5	L
20	11-25		BOS	3-3	T
21	11-26	@	BOS	3-4	L
22	11-28	@	CHI	2-6	L
23	11-29		CHI	2-2	T
24	12-3	@	MTL	7-4	W

1959-60 (CONT'D)

GAME	DATE		OPPONENT	SCORE	RESULT
25	12-5	@	TOR	3-6	L
26	12-6		TOR	6-0	W
27	12-12	@	BOS	4-3	W
28	12-13		BOS	4-3	W
29	12-19	@	MTL	3-5	L
30	12-20		MTL	6-5	W
31	12-23		CHI	0-3	L
32	12-25	@	DET	5-2	W
33	12-26	@	TOR	0-4	L
34	12-27		TOR	3-6	L
35	12-29		BOS	3-4	L
36	1-1	@	BOS	3-7	L
37	1-3		MTL	8-3	W
38	1-6		CHI	1-2	L
39	1-9		DET	3-3	T
40	1-10	@	DET	4-3	W
41	1-14	@	BOS	0-6	L
42	1-16	@	TOR	1-3	L
43	1-17	@	CHI	1-3	L
44	1-21	@	MTL	2-11	L
45	1-23	@	CHI	1-2	L
46	1-24	@	DET	2-2	T
47	1-27		MTL	2-2	T
48	1-30	@	TOR	2-3	L

1959-60 (CONT'D)

GAME	DATE		OPPONENT	SCORE	RESULT
49	1-31		DET	3-3	T
50	2-3		TOR	2-4	L
51	2-4	@	DET	3-1	W
52	2-6		CHI	1-5	L
53	2-7		MTL	4-1	W
54	2-10	@	CHI	1-5	L
55	2-14	@	BOS	0-3	L
56	2-17		CHI	1-5	L
57	2-20	@	MTL	3-3	T
58	2-21		BOS	7-2	W
59	2-24		DET	2-2	T
60	2-27	@	MTL	2-3	L
61	2-28		TOR	3-5	L
62	3-5	@	CHI	0-5	L
63	3-6		DET	3-1	W
64	3-9		CHI	1-1	T
65	3-10	@	BOS	3-3	T
66	3-12	@	TOR	4-1	W
67	3-13		TOR	2-2	T
68	3-16		BOS	2-3	L
69	3-19	@	DET	3-6	L
70	3-20		MTL	3-1	W

1960-61

GAME	DATE		OPPONENT	SCORE	RESULT
1	10-5		BOS	2-1	W
2	10-8	@	TOR	5-2	W
3	10-9	@	CHI	2-3	L
4	10-11		MTL	2-3	L
5	10-15	@	MTL	4-8	L
6	10-16		TOR	2-7	L
7	10-19		CHI	2-0	W
8	10-23		MTL	2-4	L
9	10-26		DET	4-3	W
10	10-27	@	BOS	4-6	L
11	10-30		TOR	1-3	L
12	11-2	@	CHI	4-4	T
13	11-5	@	TOR	3-7	L
14	11-6	@	DET	2-5	L
15	11-9		DET	3-4	L
16	11-10	@	MTL	7-9	L
17	11-13		MTL	1-2	L
18	11-16		BOS	4-3	W
19	11-20		DET	3-4	L
20	11-23		BOS	6-3	W
21	11-24	@	BOS	5-3	W
22	11-27		CHI	3-3	T
23	12-3	@	TOR	2-5	L
24	12-4	@	DET	4-1	W

1960-61 (CONT'D)

GAME	DATE		OPPONENT	SCORE	RESULT
25	12-7		DET	1-3	L
26	12-10	@	BOS	3-0	W
27	12-11		BOS	2-2	T
28	12-14	@	CHI	0-4	L
29	12-15	@	DET	1-1	T
30	12-17	@	MTL	0-2	L
31	12-18		TOR	2-3	L
32	12-21		CHI	2-2	T
33	12-25		MTL	4-1	W
34	12-28		DET	3-4	L
35	12-31	@	TOR	1-2	L
36	1-1		TOR	1-4	L
37	1-4		CHI	2-3	L
38	1-7	@	MTL	3-6	L
39	1-8		MTL	4-2	W
40	1-12	@	BOS	4-4	T
41	1-14	@	DET	2-2	T
42	1-15	@	CHI	3-1	W
43	1-18	@	TOR	4-4	T
44	1-21	@	CHI	3-5	L
45	1-22	@	DET	5-3	W
46	1-25		BOS	2-1	W
47	1-29		TOR	1-4	L
48	2-1		CHI	3-1	W

1960-61 (CONT'D)

GAME	DATE		OPPONENT	SCORE	RESULT
49	2-2	@	MTL	5-7	L
50	2-4	@	BOS	2-1	W
51	2-5		BOS	5-2	W
52	2-8	@	TOR	3-5	L
53	2-9	@	DET	2-4	L
54	2-11		MTL	3-3	T
55	2-12	@	BOS	3-8	L
56	2-15	@	CHI	2-5	L
57	2-18	@	MTL	4-7	L
58	2-19		TOR	4-2	W
59	2-22		CHI	4-2	W
60	2-26		MTL	1-3	L
61	3-1		BOS	3-1	W
62	3-2	@	CHI	1-7	L
63	3-4	@	TOR	4-5	L
64	3-5		DET	8-3	W
65	3-8		CHI	3-4	L
66	3-9	@	MTL	1-6	L
67	3-12		DET	7-3	W
68	3-14	@	DET	2-5	L
69	3-15	@	BOS	2-6	L
70	3-19		TOR	2-2	T

*Overtime

ALL-TIME RESULTS GAME-BY-GAME

1961-62

GAME	DATE		OPPONENT	SCORE	RESULT
1	10-11	@	BOS	6-2	W
2	10-12		BOS	6-3	W
3	10-14	@	MTL	1-3	L
4	10-15		TOR	2-1	W
5	10-18		MTL	2-5	L
6	10-19	@	CHI	4-2	W
7	10-21	@	DET	4-4	T
8	10-22		DET	4-5	L
9	10-25		CHI	1-1	T
10	10-28	@	TOR	1-5	L
11	10-29		TOR	4-2	W
12	10-31	@	CHI	4-2	W
13	11-2	@	DET	0-1	L
14	11-4	@	MTL	3-3	T
15	11-8		BOS	4-4	T
16	11-12		CHI	4-1	W
17	11-18		MTL	4-4	T
18	11-19		TOR	5-3	W
19	11-22		DET	4-0	W
20	11-23	@	BOS	4-3	W
21	11-25	@	TOR	0-6	L
22	11-26		MTL	2-2	T
23	12-2	@	BOS	1-3	L
24	12-3		BOS	3-1	W

1961-62 (CONT'D)

GAME	DATE		OPPONENT	SCORE	RESULT
25	12-6		CHI	3-8	L
26	12-7	@	DET	3-3	T
27	12-9	@	MTL	2-2	T
28	12-10		TOR	2-3	L
29	12-16	@	TOR	2-4	L
30	12-17	@	CHI	1-3	L
31	12-20		DET	6-1	W
32	12-23		CHI	7-3	W
33	12-25	@	DET	6-4	W
34	12-27		MTL	0-3	L
35	12-31		BOS	4-7	L
36	1-1	@	BOS	4-2	W
37	1-3	@	CHI	1-2	L
38	1-6	@	MTL	1-5	L
39	1-7		TOR	3-4	L
40	1-13	@	CHI	2-4	L
41	1-14	@	DET	1-2	L
42	1-17	@	TOR	2-4	L
43	1-21	@	CHI	1-3	L
44	1-24		DET	0-3	L
45	1-27	@	MTL	1-5	L
46	1-28		CHI	0-3	L
47	1-31		BOS	5-0	W
48	2-1	@	BOS	5-3	W

1961-62 (CONT'D)

GAME	DATE		OPPONENT	SCORE	RESULT
49	2-3	@	TOR	1-4	L
50	2-4		MTL	2-1	W
51	2-7		DET	2-2	T
52	2-10		CHI	2-1	W
53	2-11	@	BOS	5-3	W
54	2-14	@	CHI	3-4	L
55	2-15	@	DET	3-4	L
56	2-17	@	TOR	3-5	L
57	2-18		TOR	6-2	W
58	2-21		BOS	4-2	W
59	2-24	@	MTL	2-4	L
60	2-25		MTL	3-3	T
61	2-28		BOS	2-2	T
62	3-3	@	TOR	1-3	L
63	3-4		DET	2-4	L
64	3-6	@	DET	5-4	W
65	3-11		MTL	1-2	L
66	3-14		DET	3-2	W
67	3-17	@	MTL	0-2	L
68	3-18		TOR	2-2	T
69	3-22	@	BOS	4-3	W
70	3-25		CHI	4-1	W

1962-63

GAME	DATE		OPPONENT	SCORE	RESULT
1	10-11		DET	1-2	L
2	10-13	@	MTL	3-6	L
3	10-14		TOR	5-3	W
4	10-17		CHI	1-5	L
5	10-21		MTL	3-3	T
6	10-27	@	TOR	5-1	W
7	10-28		CHI	3-5	L
8	10-30	@	CHI	3-5	L
9	11-1	@	DET	0-4	L
10	11-3	@	MTL	3-3	T
11	11-4	@	BOS	4-3	W
12	11-7		TOR	1-5	L
13	11-10	@	TOR	3-5	L
14	11-11		DET	2-3	L
15	11-14		BOS	6-2	W
16	11-17		CHI	3-4	L
17	11-18		TOR	3-1	W
18	11-21		BOS	4-2	W
19	11-22	@	BOS	7-1	W
20	11-24	@	TOR	1-4	L
21	11-25		MTL	1-3	L
22	11-29	@	DET	5-0	W
23	12-2	@	CHI	1-5	L
24	12-5		DET	3-3	T

1962-63 (CONT'D)

GAME	DATE		OPPONENT	SCORE	RESULT
25	12-8	@	BOS	3-3	T
26	12-9		BOS	2-4	L
27	12-12	@	CHI	3-4	L
28	12-13	@	DET	2-3	L
29	12-15	@	MTL	4-2	W
30	12-16		DET	5-2	W
31	12-22	@	TOR	2-4	L
32	12-23		CHI	1-3	L
33	12-25	@	BOS	2-6	L
34	12-27		BOS	9-3	W
35	12-30		MTL	4-4	T
36	12-31	@	DET	1-1	T
37	1-2		TOR	3-2	W
38	1-5	@	MTL	2-2	T
39	1-6		MTL	0-6	L
40	1-12	@	CHI	1-3	L
41	1-13	@	DET	2-4	L
42	1-19	@	BOS	5-3	W
43	1-20	@	CHI	2-6	L
44	1-23		CHI	3-3	T
45	1-26	@	MTL	4-2	W
46	1-27		TOR	2-4	L
47	1-30		DET	1-6	L
48	2-2	@	TOR	2-2	T

1962-63 (CONT'D)

GAME	DATE		OPPONENT	SCORE	RESULT
49	2-3		BOS	4-6	L
50	2-6		MTL	6-3	W
51	2-9		CHI	3-3	T
52	2-10	@	CHI	2-4	L
53	2-12	@	BOS	3-6	L
54	2-16	@	TOR	2-4	L
55	2-17		TOR	4-1	W
56	2-20		BOS	3-3	T
57	2-23	@	MTL	3-6	L
58	2-24		DET	2-3	L
59	2-26	@	DET	4-3	W
60	2-28	@	CHI	6-1	W
61	3-2	@	TOR	3-4	L
62	3-3		DET	2-3	L
63	3-6		CHI	5-2	W
64	3-9	@	MTL	5-2	W
65	3-10		MTL	1-5	L
66	3-14	@	DET	4-9	L
67	3-17		TOR	1-2	L
68	3-20		BOS	5-1	W
69	3-21	@	BOS	2-2	T
70	3-24		MTL	5-0	W

1963-64

GAME	DATE		OPPONENT	SCORE	RESULT
1	10-9	@	CHI	1-3	L
2	10-12	@	MTL	2-6	L
3	10-16		DET	3-0	W
4	10-20		BOS	5-1	W
5	10-24	@	BOS	2-0	W
6	10-26	@	TOR	4-6	L
7	10-27		CHI	1-4	L
8	10-30		BOS	4-3	W
9	10-31	@	DET	1-4	L
10	11-3		MTL	3-5	L
11	11-5	@	CHI	2-3	L
12	11-7	@	DET	0-1	L
13	11-9	@	MTL	2-4	L
14	11-14		TOR	4-5	L
15	11-16	@	TOR	4-5	L
16	11-17		DET	5-2	W
17	11-20		BOS	1-1	T
18	11-24		TOR	3-3	T
19	11-27		DET	3-2	W
20	11-28	@	BOS	3-5	L
21	11-30		CHI	2-3	L
22	12-1	@	CHI	3-3	T
23	12-5	@	MTL	2-4	L
24	12-7	@	BOS	6-8	L

1963-64 (CONT'D)

GAME	DATE		OPPONENT	SCORE	RESULT
25	12-8		BOS	2-2	T
26	12-11		CHI	2-6	L
27	12-12	@	MTL	4-6	L
28	12-14	@	TOR	3-5	L
29	12-15		MTL	4-2	W
30	12-18		DET	1-1	T
31	12-22		TOR	1-1	T
32	12-25	@	DET	3-4	L
33	12-27		CHI	4-2	W
34	12-29		MTL	2-6	L
35	1-1	@	CHI	5-2	W
36	1-4		DET	5-2	W
37	1-5		TOR	3-2	W
38	1-9	@	BOS	5-3	W
39	1-12	@	DET	3-5	L
40	1-15	@	TOR	5-4	W
41	1-18	@	CHI	1-6	L
42	1-19	@	DET	3-1	W
43	1-22		BOS	6-4	W
44	1-23	@	MTL	2-4	L
45	1-25	@	TOR	1-1	T
46	1-26		DET	3-2	W
47	1-30	@	BOS	3-1	W
48	2-1		CHI	2-2	T

1963-64 (CONT'D)

GAME	DATE		OPPONENT	SCORE	RESULT
49	2-2		CHI	4-2	W
50	2-5		BOS	2-3	L
51	2-6	@	BOS	0-4	L
52	2-8		MTL	2-8	L
53	2-9	@	DET	2-4	L
54	2-12	@	CHI	2-5	L
55	2-16		TOR	4-2	W
56	2-19		CHI	2-7	L
57	2-22	@	TOR	2-5	L
58	2-23		TOR	3-4	L
59	2-27	@	BOS	4-2	W
60	2-29	@	MTL	0-4	L
61	3-1		DET	2-2	T
62	3-4		CHI	4-3	W
63	3-7	@	MTL	3-2	W
64	3-8		MTL	0-0	T
65	3-11		BOS	3-5	L
66	3-14	@	TOR	3-7	L
67	3-15		TOR	1-3	L
68	3-17	@	CHI	0-4	L
69	3-19	@	DET	3-9	L
70	3-22		MTL	1-2	L

*Overtime

ALL-TIME RESULTS GAME-BY-GAME

1964-65

GAME	DATE		OPPONENT	SCORE	RESULT
1	10-12	@	BOS	6-2	W
2	10-13		MTL	0-3	L
3	10-17	@	MTL	2-2	T
4	10-18		TOR	3-3	T
5	10-21		DET	0-1	L
6	10-24	@	TOR	1-1	T
7	10-25		CHI	2-5	L
8	10-28		BOS	3-1	W
9	11-1		MTL	3-1	W
10	11-3	@	CHI	1-2	L
11	11-5	@	DET	1-3	L
12	11-7	@	TOR	1-0	W
13	11-11		BOS	4-2	W
14	11-15		DET	2-6	L
15	11-17	@	DET	2-1	W
16	11-22		DET	3-3	T
17	11-25		TOR	6-3	W
18	11-26	@	BOS	1-6	L
19	11-28	@	TOR	4-1	W
20	11-29		MTL	2-5	L
21	12-2		CHI	3-3	T
22	12-5	@	BOS	3-3	T
23	12-6	@	CHI	4-1	W
24	12-9		CHI	1-6	L

1964-65 (CONT'D)

GAME	DATE		OPPONENT	SCORE	RESULT
25	12-12	@	MTL	1-7	L
26	12-13		TOR	3-3	T
27	12-16		DET	3-7	L
28	12-19	@	TOR	3-6	L
29	12-20		MTL	2-3	L
30	12-23	@	MTL	0-2	L
31	12-25	@	BOS	3-0	W
32	12-26		BOS	0-2	L
33	12-27	@	DET	1-3	L
34	12-29		CHI	2-4	L
35	1-1	@	CHI	1-2	L
36	1-3		TOR	3-3	T
37	1-6		BOS	5-2	W
38	1-9	@	MTL	6-5	W
39	1-10		TOR	0-6	L
40	1-14	@	BOS	2-5	L
41	1-16	@	CHI	6-3	W
42	1-17	@	DET	4-2	W
43	1-23	@	TOR	1-1	T
44	1-24	@	CHI	2-7	L
45	1-27		BOS	5-2	W
46	1-30	@	MTL	1-5	L
47	1-31		DET	1-4	L
48	2-3		CHI	1-4	L

1964-65 (CONT'D)

GAME	DATE		OPPONENT	SCORE	RESULT
49	2-6	@	BOS	2-3	L
50	2-7		BOS	8-3	W
51	2-13		CHI	0-3	L
52	2-14	@	DET	2-6	L
53	2-17	@	CHI	4-5	L
54	2-20	@	DET	2-3	L
55	2-21		MTL	2-2	T
56	2-24	@	MTL	1-6	L
57	2-27	@	TOR	4-3	W
58	2-28		TOR	6-2	W
59	3-3		BOS	1-6	L
60	3-4	@	BOS	4-3	W
61	3-6	@	MTL	1-2	L
62	3-7		DET	5-6	L
63	3-10		CHI	1-1	T
64	3-14		MTL	4-6	L
65	3-19		DET	6-6	T
66	3-20	@	TOR	1-4	L
67	3-21		TOR	1-10	L
68	3-23	@	CHI	3-2	W
69	3-25	@	DET	4-7	L
70	3-28		MTL	3-5	L

1965-66

GAME	DATE		OPPONENT	SCORE	RESULT
1	10-24		MTL	3-4	L
2	10-27	@	MTL	3-4	L
3	10-30	@	BOS	8-2	W
4	11-3		TOR	2-2	T
5	11-6	@	TOR	4-2	W
6	11-7		DET	3-2	W
7	11-10		BOS	2-2	T
8	11-11	@	DET	3-3	T
9	11-13	@	TOR	2-5	L
10	11-14	@	CHI	4-2	W
11	11-17		CHI	3-5	L
12	11-20	@	MTL	3-9	L
13	11-21		DET	3-3	T
14	11-24		BOS	4-1	W
15	11-25	@	BOS	2-6	L
16	11-27		CHI	0-1	L
17	11-28		TOR	2-4	L
18	12-1		TOR	2-2	T
19	12-4	@	MTL	3-4	L
20	12-5		CHI	2-6	L
21	12-8	@	CHI	2-2	T
22	12-9	@	DET	3-7	L
23	12-11		DET	2-4	L
24	12-12		TOR	1-1	T

1965-66 (CONT'D)

GAME	DATE		OPPONENT	SCORE	RESULT
25	12-18	@	TOR	4-8	L
26	12-19		MTL	3-2	W
27	12-22	@	CHI	3-4	L
28	12-23	@	DET	2-4	L
29	12-25	@	BOS	2-4	L
30	12-26		BOS	6-4	W
31	12-29		CHI	0-3	L
32	1-1	@	MTL	1-5	L
33	1-2		MTL	3-6	L
34	1-8		CHI	6-4	W
35	1-9		BOS	1-3	L
36	1-15	@	DET	4-4	T
37	1-16	@	CHI	6-5	W
38	1-19	@	TOR	2-6	L
39	1-22	@	BOS	3-5	L
40	1-23	@	DET	1-5	L
41	1-26		DET	4-3	W
42	1-29	@	MTL	2-6	L
43	1-30		TOR	8-4	W
44	2-2	@	CHI	3-4	L
45	2-5	@	BOS	3-5	L
46	2-6		MTL	0-4	L
47	2-9	@	TOR	0-3	L
48	2-10	@	DET	2-6	L

1965-66 (CONT'D)

GAME	DATE		OPPONENT	SCORE	RESULT
49	2-12		BOS	9-2	W
50	2-13	@	CHI	1-6	L
51	2-16		CHI	2-5	L
52	2-19	@	TOR	3-1	W
53	2-20		MTL	3-5	L
54	2-23		DET	5-0	W
55	2-26	@	MTL	3-4	L
56	2-27		TOR	2-2	T
57	3-2		BOS	5-3	W
58	3-3	@	BOS	5-4	W
59	3-6		DET	1-1	T
60	3-9		CHI	1-0	W
61	3-12	@	CHI	2-4	L
62	3-13		MTL	3-2	W
63	3-16		BOS	1-3	L
64	3-19	@	MTL	2-6	L
65	3-20	@	BOS	3-4	L
66	3-23		DET	1-2	L
67	3-27		TOR	1-5	L
68	3-31	@	DET	3-5	L
69	4-2	@	TOR	3-3	T
70	4-3		MTL	4-1	W

1966-67

GAME	DATE		OPPONENT	SCORE	RESULT
1	10-19		CHI	3-6	L
2	10-22	@	TOR	4-4	T
3	10-23		TOR	1-0	W
4	10-27	@	DET	3-5	L
5	10-29	@	MTL	0-3	L
6	11-3	@	BOS	7-1	W
7	11-5	@	TOR	1-3	L
8	11-6		TOR	3-3	T
9	11-8	@	CHI	1-3	L
10	11-9		BOS	3-3	T
11	11-12	@	MTL	6-3	W
12	11-13		DET	5-2	W
13	11-16		CHI	2-2	T
14	11-19	@	BOS	3-3	T
15	11-20		MTL	1-2	L
16	11-23		BOS	5-4	W
17	11-26		CHI	4-1	W
18	11-27		TOR	5-0	W
19	11-30	@	CHI	5-0	W
20	12-3	@	BOS	2-2	T
21	12-4		MTL	1-3	L
22	12-7		BOS	4-2	W
23	12-8	@	DET	4-2	W
24	12-11		MTL	4-2	W

1966-67 (CONT'D)

GAME	DATE		OPPONENT	SCORE	RESULT
25	12-14		DET	4-1	W
26	12-17	@	TOR	3-1	W
27	12-18	@	DET	0-5	L
28	12-21		BOS	5-1	W
29	12-24	@	MTL	4-3	W
30	12-25	@	CHI	1-0	W
31	12-27		CHI	2-3	L
32	12-29		DET	4-2	W
33	12-31	@	MTL	0-3	L
34	1-1		TOR	1-2	L
35	1-4	@	TOR	1-1	T
36	1-8		MTL	2-1	W
37	1-12	@	BOS	3-0	W
38	1-14	@	CHI	3-5	L
39	1-15	@	DET	2-0	W
40	1-21	@	BOS	2-6	L
41	1-22	@	DET	2-7	L
42	1-25		BOS	2-1	W
43	1-28	@	MTL	2-3	L
44	1-29		DET	2-4	L
45	2-4	@	BOS	4-3	W
46	2-5		TOR	4-1	W
47	2-8		BOS	1-2	L
48	2-11	@	DET	3-6	L

1966-67 (CONT'D)

GAME	DATE		OPPONENT	SCORE	RESULT
49	2-12		MTL	4-4	T
50	2-15	@	TOR	0-6	L
51	2-18		CHI	4-1	W
52	2-19	@	CHI	3-2	W
53	2-22		DET	1-0	W
54	2-25	@	MTL	5-0	W
55	2-26		TOR	2-4	L
56	3-1	@	CHI	1-6	L
57	3-4	@	BOS	4-4	T
58	3-5		MTL	0-2	L
59	3-8		DET	1-3	L
60	3-11	@	TOR	2-2	T
61	3-12		MTL	2-2	T
62	3-15		CHI	1-3	L
63	3-18	@	MTL	2-4	L
64	3-19		BOS	3-1	W
65	3-22	@	CHI	3-3	T
66	3-23	@	DET	1-4	L
67	3-26		TOR	4-0	W
68	3-29		DET	10-5	W
69	4-1	@	TOR	1-5	L
70	4-2		CHI	0-8	L

*Overtime

ALL-TIME RESULTS GAME-BY-GAME

1967-68

GAME	DATE		OPPONENT	SCORE	RESULT
1	10-11	@	CHI	6-3	W
2	10-15	@	DET	2-3	L
3	10-18		MTL	2-2	T
4	10-21	@	TOR	5-3	W
5	10-22		PIT	6-4	W
6	10-25		CHI	2-2	T
7	10-26	@	MTL	1-1	T
8	10-29		TOR	3-2	W
9	10-31	@	LAK	6-1	W
10	11-1	@	CAR	2-0	W
11	11-4	@	TOR	2-4	L
12	11-8		BOS	3-6	L
13	11-12		OAK	5-3	W
14	11-16	@	PHI	2-3	L
15	11-18	@	BOS	1-3	L
16	11-19		MIN	5-2	W
17	11-22		CHI	1-7	L
18	11-23	@	BOS	2-4	L
19	11-26		STL	1-0	W
20	11-29		DET	1-3	L
21	12-2	@	PIT	4-1	W
22	12-3		LAK	4-2	W
23	12-6		DET	3-3	T
24	12-7	@	BOS	1-3	L
25	12-9	@	DET	2-3	L

1967-68 (CONT'D)

GAME	DATE		OPPONENT	SCORE	RESULT
26	12-10		MTL	3-2	W
27	12-13	@	CHI	2-5	L
28	12-16	@	TOR	2-4	L
29	12-17		STL	5-3	W
30	12-20		DET	2-0	W
31	12-23		BOS	0-4	L
32	12-25	@	PHI	3-1	W
33	12-27		MIN	3-3	T
34	12-30		CHI	3-3	T
35	12-31		TOR	4-0	W
36	1-3		BOS	5-5	T
37	1-6	@	MTL	2-5	L
38	1-7		TOR	6-2	W
39	1-10	@	CHI	3-3	T
40	1-13	@	STL	3-1	W
41	1-17	@	CHI	4-2	W
42	1-19	@	LAK	2-5	L
43	1-20	@	OAK	3-0	W
44	1-24		BOS	2-1	W
45	1-27	@	STL	3-4	L
46	1-28		OAK	4-2	W
47	1-31		CHI	2-3	L
48	2-1	@	MTL	2-5	L
49	2-3	@	BOS	3-3	T
50	2-4		MTL	3-0	W

1967-68 (CONT'D)

GAME	DATE		OPPONENT	SCORE	RESULT
51	2-8	@	DET	3-2	W
52	2-10	@	PIT	2-2	T
53	2-11		DET	3-3	T
54	2-15	@	MIN	6-2	W
55	2-17	@	TOR	3-2	W
56	2-18		PHI	3-1	W
57	2-21		MTL	2-7	L
58	2-24	@	MTL	6-1	W
59	2-25		TOR	3-1	W
60	2-29	@	DET	4-2	W
61	3-2		PHI	4-0	W
62	3-3		CHI	4-0	W
63	3-6		DET	6-1	W
64	3-9	@	MIN	1-1	T
65	3-10		LAK	3-4	L
66	3-13		BOS	1-2	L
67	3-14	@	MTL	1-3	L
68	3-17		PIT	3-0	W
69	3-20	@	CHI	5-3	W
70	3-23	@	TOR	1-3	L
71	3-24		TOR	4-2	W
72	3-28	@	BOS	5-4	W
73	3-30	@	DET	3-1	W
74	3-31		MTL	4-2	W

1968-69

GAME	DATE		OPPONENT	SCORE	RESULT
1	10-13	@	CHI	2-5	L
2	10-16		PHI	3-1	W
3	10-17	@	DET	2-7	L
4	10-20		LAK	7-0	W
5	10-23		OAK	6-1	W
6	10-26	@	MIN	3-0	W
7	10-27		TOR	3-5	L
8	10-30		PIT	7-3	W
9	10-31	@	PHI	2-1	W
10	11-3		MIN	2-1	W
11	11-6	@	LAK	0-2	L
12	11-8	@	OAK	3-2	W
13	11-10	@	CHI	4-2	W
14	11-13		STL	1-3	L
15	11-16	@	PIT	2-1	W
16	11-17		MTL	3-2	W
17	11-20		LAK	4-2	W
18	11-23	@	BOS	1-5	L
19	11-24		OAK	3-2	W
20	11-27		CHI	2-4	L
21	11-30	@	BOS	4-1	W
22	12-1		TOR	3-1	W
23	12-4	@	MTL	4-2	W
24	12-5	@	DET	2-4	L
25	12-7	@	TOR	2-5	L
26	12-8		DET	2-5	L

1968-69 (CONT'D)

GAME	DATE		OPPONENT	SCORE	RESULT
27	12-11		BOS	2-2	T
28	12-14	@	MIN	1-4	L
29	12-15		PHI	1-3	L
30	12-18		CHI	1-3	L
31	12-21	@	STL	2-2	T
32	12-22		MIN	4-2	W
33	12-25	@	PHI	2-2	T
34	12-26		OAK	3-1	W
35	12-28	@	MTL	3-5	L
36	12-29		MTL	3-1	W
37	1-2		BOS	2-4	L
38	1-4	@	TOR	3-5	L
39	1-5		MIN	5-1	W
40	1-9	@	PHI	3-1	W
41	1-11	@	DET	2-3	L
42	1-14	@	LAK	1-3	L
43	1-17	@	OAK	3-1	W
44	1-18	@	STL	2-2	T
45	1-23		LAK	3-1	W
46	1-25		CHI	3-0	W
47	1-26		MTL	3-2	W
48	1-29		DET	2-0	W
49	1-30	@	STL	4-3	W
50	2-1	@	MTL	2-6	L
51	2-2		PIT	7-3	W
52	2-5	@	PIT	2-3	L

1968-69 (CONT'D)

GAME	DATE		OPPONENT	SCORE	RESULT
53	2-8		STL	2-0	W
54	2-9		PHI	3-3	T
55	2-12	@	OAK	2-3	L
56	2-13	@	LAK	1-4	L
57	2-15	@	TOR	2-6	L
58	2-16		TOR	4-2	W
59	2-19		DET	1-1	T
60	2-23		BOS	9-0	W
61	2-26		CHI	5-3	W
62	3-1	@	BOS	5-8	L
63	3-2		STL	2-1	W
64	3-5	@	CHI	4-4	T
65	3-6	@	DET	4-1	W
66	3-8	@	PIT	5-3	W
67	3-9		MTL	2-2	T
68	3-12		PIT	4-3	W
69	3-16		DET	6-4	W
70	3-19	@	MIN	4-2	W
71	3-22	@	MTL	1-3	L
72	3-23		BOS	4-2	W
73	3-26	@	CHI	4-6	L
74	3-27	@	BOS	3-3	T
75	3-29	@	TOR	4-2	W
76	3-30		TOR	4-0	W

1969-70

GAME	DATE		OPPONENT	SCORE	RESULT
1	10-12	@	BOS	1-2	L
2	10-15		MIN	4-3	W
3	10-18	@	MTL	3-7	L
4	10-19		TOR	1-0	W
5	10-22		CHI	1-1	T
6	10-25	@	DET	4-1	W
7	10-26		MTL	3-8	L
8	10-29	@	PIT	3-1	W
9	10-30	@	PHI	3-3	T
10	11-1	@	TOR	3-2	W
11	11-2		STL	6-4	W
12	11-5	@	CHI	1-3	L
13	11-7	@	OAK	8-1	W
14	11-8	@	LAK	4-1	W
15	11-12		DET	4-2	W
16	11-15	@	BOS	6-5	W
17	11-16		STL	4-2	W
18	11-19	@	CHI	1-1	T
19	11-22	@	STL	5-0	W
20	11-23		OAK	5-2	W
21	11-26		BOS	3-0	W
22	11-29		PHI	2-2	T
23	11-30		MIN	2-2	T
24	12-3		CHI	3-3	T
25	12-7		MTL	6-3	W
26	12-10		BOS	5-2	W

1969-70 (CONT'D)

GAME	DATE		OPPONENT	SCORE	RESULT
27	12-11	@	BOS	1-2	L
28	12-13	@	MIN	5-2	W
29	12-14		TOR	1-3	L
30	12-17		PHI	2-2	T
31	12-20	@	TOR	5-2	W
32	12-21		OAK	3-1	W
33	12-26		PIT	2-3	L
34	12-28		LAK	3-3	T
35	12-31		CHI	2-1	W
36	1-3	@	MIN	3-3	T
37	1-4		OAK	5-2	W
38	1-7	@	PIT	5-3	W
39	1-11	@	MTL	1-4	L
40	1-14	@	TOR	7-1	W
41	1-15	@	PHI	4-4	T
42	1-17	@	MIN	3-1	W
43	1-22	@	STL	3-4	L
44	1-24		BOS	8-1	W
45	1-25		LAK	3-2	W
46	1-28	@	LAK	4-5	L
47	1-30	@	OAK	2-1	W
48	2-1		PIT	6-0	W
49	2-4		DET	5-1	W
50	2-8		LAK	5-1	W
51	2-11	@	LAK	6-2	W
52	2-13	@	OAK	2-4	L

1969-70 (CONT'D)

GAME	DATE		OPPONENT	SCORE	RESULT
53	2-15		MTL	2-0	W
54	2-18		PHI	3-3	T
55	2-19	@	DET	3-3	T
56	2-21	@	CHI	2-4	L
57	2-22		TOR	5-3	W
58	2-25		STL	2-1	W
59	2-26	@	BOS	3-5	L
60	2-28	@	DET	3-3	T
61	3-1		CHI	1-3	L
62	3-4		DET	0-2	L
63	3-6	@	STL	1-3	L
64	3-8		PIT	0-0	T
65	3-11	@	MTL	3-5	L
66	3-14	@	CHI	4-7	L
67	3-15		MIN	2-4	L
68	3-18	@	PIT	2-0	W
69	3-19	@	PHI	2-2	T
70	3-22		TOR	2-5	L
71	3-25		BOS	1-3	L
72	3-28	@	MTL	1-1	T
73	3-29		MTL	4-1	W
74	4-1	@	TOR	2-1	W
75	4-4	@	DET	2-6	L
76	4-5		DET	9-5	W

*Overtime

ALL-TIME RESULTS GAME-BY-GAME

1970-71

GAME	DATE		OPPONENT	SCORE	RESULT
1	10-10	@	STL	1-3	L
2	10-14		BUF	3-0	W
3	10-17	@	TOR	6-2	W
4	10-18		MTL	1-0	W
5	10-21		TOR	3-2	W
6	10-24	@	MIN	4-1	W
7	10-25		CAR	2-2	T
8	10-28		DET	4-1	W
9	10-31	@	BOS	0-6	L
10	11-1		CHI	5-2	W
11	11-4	@	CAR	1-3	L
12	11-7	@	LAK	6-2	W
13	11-11		PIT	3-3	T
14	11-14	@	CHI	1-2	L
15	11-15		TOR	4-2	W
16	11-18	@	LAK	5-3	W
17	11-21	@	MTL	5-4	W
18	11-22		MIN	2-0	W
19	11-25	@	PHI	1-3	L
20	11-26	@	BUF	2-2	T
21	11-28		BOS	3-3	T
22	11-29		PIT	6-2	W
23	12-2		STL	4-2	W
24	12-5	@	TOR	1-0	W
25	12-6		VAN	4-1	W
26	12-8	@	VAN	1-4	L

1970-71(CONT'D)

GAME	DATE		OPPONENT	SCORE	RESULT
27	12-9	@	LAK	2-2	T
28	12-11	@	CAR	2-1	W
29	12-13		LAK	4-0	W
30	12-16		BUF	4-0	W
31	12-19	@	MIN	5-3	W
32	12-20		VAN	5-1	W
33	12-22	@	BUF	7-2	W
34	12-23		PIT	6-1	W
35	12-26	@	DET	4-7	L
36	12-27		STL	4-4	T
37	12-29		CAR	3-2	W
38	1-2	@	PIT	3-1	W
39	1-3		MTL	6-5	W
40	1-9	@	MIN	1-0	W
41	1-10	@	STL	4-2	W
42	1-12	@	VAN	4-2	W
43	1-15	@	CAR	1-3	L
44	1-17	@	CHI	3-4	L
45	1-20		PHI	3-3	T
46	1-21	@	BUF	5-5	T
47	1-24		MIN	6-2	W
48	1-27		BOS	2-2	T
49	1-30	@	PHI	2-5	L
50	1-31		LAK	2-2	T
51	2-3		CHI	2-4	L
52	2-4	@	DET	1-0	W

1970-71 (CONT'D)

GAME	DATE		OPPONENT	SCORE	RESULT
53	2-6	@	VAN	5-4	W
54	2-9	@	BOS	3-6	L
55	2-10		MIN	4-3	W
56	2-13	@	STL	1-2	L
57	2-14		STL	2-1	W
58	2-17	@	MTL	0-3	L
59	2-20	@	PIT	2-0	W
60	2-21		DET	4-1	W
61	2-24		PHI	4-2	W
62	2-27	@	PIT	4-0	W
63	2-28		VAN	4-2	W
64	3-3		CAR	8-1	W
65	3-6	@	DET	2-2	T
66	3-7		LAK	4-2	W
67	3-10	@	CHI	4-2	W
68	3-12		PHI	7-2	W
69	3-14		TOR	1-0	W
70	3-18	@	PHI	1-2	L
71	3-20	@	TOR	1-3	L
72	3-21		MTL	2-6	L
73	3-23		BUF	7-2	W
74	3-27	@	BOS	6-3	W
75	3-28		BOS	2-1	W
76	3-31		CHI	4-2	W
77	4-3	@	MTL	2-7	L
78	4-4		DET	6-0	W

1971-72

GAME	DATE		OPPONENT	SCORE	RESULT
1	10-9	@	MTL	4-4	T
2	10-10	@	BOS	4-1	W
3	10-13		BOS	1-6	L
4	10-16	@	TOR	5-3	W
5	10-17		MTL	8-4	W
6	10-20		CHI	3-1	W
7	10-23	@	STL	4-3	W
8	10-24		PIT	1-1	T
9	10-27		DET	7-4	W
10	10-30	@	PIT	1-1	T
11	10-31		TOR	3-3	T
12	11-3	@	LAK	7-1	W
13	11-5	@	CAR	8-1	W
14	11-6	@	VAN	3-1	W
15	11-10		LAK	7-1	W
16	11-13		BUF	5-2	W
17	11-14		VAN	6-1	W
18	11-20	@	MIN	1-4	L
19	11-21		CAR	12-1	W
20	11-24		STL	8-3	W
21	11-27	@	DET	1-3	L
22	11-28	@	PHI	4-2	W
23	12-1		BUF	7-2	W
24	12-4	@	PIT	2-4	L
25	12-5		VAN	6-3	W
26	12-8	@	CHI	2-2	T

1971-72 (CONT'D)

GAME	DATE		OPPONENT	SCORE	RESULT
27	12-9	@	PHI	5-0	W
28	12-12		PIT	6-1	W
29	12-15		PHI	6-2	W
30	12-16	@	BOS	1-8	L
31	12-18	@	STL	5-2	W
32	12-19		MIN	1-1	T
33	12-22		PIT	4-2	W
34	12-25	@	MIN	2-1	W
35	12-26		MTL	5-1	W
36	12-29		PHI	5-1	W
37	1-2		BOS	1-4	L
38	1-5		STL	9-1	W
39	1-9		LAK	8-0	W
40	1-12	@	CHI	5-5	T
41	1-13	@	BUF	5-2	W
42	1-15	@	TOR	3-4	L
43	1-19	@	LAK	5-1	W
44	1-21	@	CAR	5-0	W
45	1-22	@	VAN	2-5	L
46	1-26		BUF	5-1	W
47	1-29	@	MIN	2-4	L
48	1-30		MIN	1-1	T
49	2-2		BOS	0-2	L
50	2-3	@	BUF	4-2	W
51	2-5	@	STL	5-6	L
52	2-6		TOR	2-2	T

1971-72 (CONT'D)

GAME	DATE		OPPONENT	SCORE	RESULT
53	2-9		CHI	4-1	W
54	2-12	@	PIT	8-3	W
55	2-13		LAK	4-2	W
56	2-15	@	VAN	5-1	W
57	2-17	@	LAK	6-4	W
58	2-18	@	CAR	2-2	T
59	2-20		DET	4-3	W
60	2-22	@	MTL	7-3	W
61	2-23		PHI	4-3	W
62	2-27		STL	2-0	W
63	3-1		CAR	4-1	W
64	3-2	@	BUF	4-3	W
65	3-5		VAN	6-1	W
66	3-8		CHI	3-3	T
67	3-11	@	DET	4-2	W
68	3-12		CAR	3-7	L
69	3-15	@	CHI	1-3	L
70	3-16	@	DET	2-1	W
71	3-18	@	PHI	5-3	W
72	3-19		TOR	5-3	W
73	3-23	@	BOS	1-4	L
74	3-25	@	MTL	3-3	T
75	3-26		MIN	0-5	L
76	3-29		DET	2-2	T
77	4-1	@	TOR	1-2	L
78	4-2		MTL	5-6	L

1972-73

GAME	DATE		OPPONENT	SCORE	RESULT
1	10-7	@	DET	3-5	L
2	10-8	@	CHI	1-5	L
3	10-11		VAN	5-3	W
4	10-14	@	MTL	1-6	L
5	10-15		MIN	6-2	W
6	10-18		BOS	7-1	W
7	10-21	@	NYI	2-1	W
8	10-22		MTL	1-1	T
9	10-25		PHI	6-1	W
10	10-29		CHI	7-1	W
11	11-1	@	CHI	3-2	W
12	11-4	@	PIT	4-6	L
13	11-5	@	PHI	3-2	W
14	11-8		VAN	5-2	W
15	11-11		CAR	7-2	W
16	11-12		LAK	5-1	W
17	11-15		PHI	7-3	W
18	11-18	@	STL	3-1	W
19	11-19		PIT	3-5	L
20	11-21	@	ATL	3-1	W
21	11-23	@	BUF	3-5	L
22	11-26		TOR	7-4	W
23	11-28	@	VAN	1-2	L
24	11-29	@	LAK	2-2	T
25	12-1	@	CAR	3-3	T
26	12-3		ATL	3-2	W

1972-73 (CONT'D)

GAME	DATE		OPPONENT	SCORE	RESULT
27	12-6		BUF	2-3	L
28	12-9	@	NYI	4-1	W
29	12-10		NYI	4-1	W
30	12-13	@	TOR	4-3	W
31	12-14	@	BOS	2-4	L
32	12-16	@	MIN	1-5	L
33	12-17		PIT	9-1	W
34	12-20	@	STL	5-4	W
35	12-21		ATL	2-5	L
36	12-24		DET	5-0	W
37	12-27		BUF	1-4	L
38	12-31		STL	6-1	W
39	1-3		LAK	3-0	W
40	1-6		BUF	1-4	L
41	1-7		PIT	3-0	W
42	1-11	@	BUF	4-2	W
43	1-13	@	STL	5-3	W
44	1-14	@	PHI	5-2	W
45	1-17	@	LAK	4-4	T
46	1-19	@	CAR	6-0	W
47	1-20	@	VAN	4-3	W
48	1-24		BOS	4-2	W
49	1-27	@	DET	6-3	W
50	1-28		TOR	5-2	W
51	1-31		CAR	3-1	W
52	2-3	@	BOS	7-3	W

1972-73 (CONT'D)

GAME	DATE		OPPONENT	SCORE	RESULT
53	2-4		ATL	6-0	W
54	2-7		NYI	6-0	W
55	2-10	@	NYI	6-0	W
56	2-11		MTL	2-2	T
57	2-14	@	MTL	3-6	L
58	2-15	@	BUF	1-4	L
59	2-18		NYI	3-2	W
60	2-21	@	LAK	4-3	W
61	2-23	@	CAR	3-5	L
62	2-25		MIN	6-5	W
63	2-28		CHI	3-3	T
64	3-3	@	DET	6-3	W
65	3-4		VAN	3-4	L
66	3-7		PHI	2-2	T
67	3-10	@	PIT	5-4	W
68	3-11		TOR	4-2	W
69	3-14	@	CHI	2-4	L
70	3-17	@	TOR	5-7	L
71	3-18		STL	3-1	W
72	3-20	@	MIN	6-1	W
73	3-22	@	ATL	4-1	W
74	3-24	@	BOS	0-3	L
75	3-25		MIN	1-2	L
76	3-28		BOS	3-6	L
77	3-31	@	MTL	1-5	L
78	4-1		DET	3-3	T

*Overtime

ALL-TIME RESULTS GAME-BY-GAME

1973-74

GAME	DATE		OPPONENT	SCORE	RESULT
1	10-10		DET	4-1	W
2	10-13	@	PIT	8-2	W
3	10-14		LAK	1-1	T
4	10-17		STL	4-0	W
5	10-20	@	TOR	2-3	L
6	10-21		MTL	2-3	L
7	10-27	@	NYI	2-3	L
8	10-28		PIT	2-7	L
9	10-30	@	VAN	3-3	T
10	11-1	@	LAK	1-2	L
11	11-4	@	CHI	1-4	L
12	11-7		BOS	7-3	W
13	11-9	@	ATL	3-3	T
14	11-11		NYI	5-2	W
15	11-14		CHI	4-4	T
16	11-15	@	BOS	2-10	L
17	11-17	@	MIN	6-3	W
18	11-18		PIT	7-0	W
19	11-21		CAR	3-0	W
20	11-22	@	BUF	7-6	W
21	11-24		LAK	5-5	T
22	11-25		VAN	5-0	W
23	11-29	@	PHI	2-2	T
24	12-1	@	STL	4-4	T
25	12-2		TOR	6-4	W
26	12-5		STL	5-1	W

1973-74 (CONT'D)

GAME	DATE		OPPONENT	SCORE	RESULT
27	12-6	@	BUF	4-8	L
28	12-9		CAR	6-3	W
29	12-12		BUF	1-1	T
30	12-15	@	TOR	2-2	T
31	12-16		CHI	1-6	L
32	12-20		DET	5-2	W
33	12-22	@	PIT	4-1	W
34	12-23	@	ATL	1-3	L
35	12-26		PHI	2-1	W
36	12-29	@	MTL	1-7	L
37	12-30		MIN	4-3	W
38	1-3	@	PHI	2-4	L
39	1-4		BOS	2-4	L
40	1-6		ATL	5-2	W
41	1-10	@	BUF	2-7	L
42	1-12	@	VAN	6-1	W
43	1-13	@	CAR	7-2	W
44	1-16	@	DET	4-4	T
45	1-17	@	STL	2-3	L
46	1-19	@	CHI	3-2	W
47	1-23		ATL	4-1	W
48	1-27		LAK	5-3	W
49	1-30	@	PIT	4-2	W
50	2-2	@	MIN	3-1	W
51	2-3		MIN	5-5	T
52	2-6		NYI	6-0	W

1973-74 (CONT'D)

GAME	DATE		OPPONENT	SCORE	RESULT
53	2-9	@	MTL	2-7	L
54	2-10		STL	4-2	W
55	2-14	@	PHI	4-4	T
56	2-16	@	VAN	9-4	W
57	2-21	@	LAK	5-3	W
58	2-22	@	CAR	4-3	W
59	2-24		PHI	3-2	W
60	2-27		VAN	4-2	W
61	3-2	@	MIN	3-1	W
62	3-3		CAR	8-2	W
63	3-6		MTL	9-2	W
64	3-9	@	MTL	2-4	L
65	3-10		NYI	4-2	W
66	3-14		CHI	2-5	L
67	3-16	@	NYI	3-1	W
68	3-17	@	BOS	2-5	L
69	3-20		VAN	5-7	L
70	3-21	@	ATL	5-5	T
71	3-23	@	DET	3-5	L
72	3-24		BUF	5-3	W
73	3-27		BOS	2-3	L
74	3-30	@	TOR	3-7	L
75	3-31		TOR	3-3	T
76	4-3		DET	5-3	W
77	4-6	@	DET	3-8	L
78	4-7		MTL	6-4	W

1974-75

GAME	DATE		OPPONENT	SCORE	RESULT
1	10-9		WSH	6-3	W
2	10-12	@	TOR	3-7	L
3	10-16		CAR	5-5	T
4	10-19	@	NYI	4-2	W
5	10-20		VAN	0-1	L
6	10-23		STL	5-1	W
7	10-26	@	PIT	5-4	W
8	10-27		ATL	4-1	W
9	10-30		NYI	1-1	T
10	10-31	@	PHI	1-5	L
11	11-3		BUF	3-4	L
12	11-5	@	VAN	1-2	L
13	11-6	@	CAR	7-3	W
14	11-9	@	LAK	2-2	T
15	11-13		PHI	2-3	L
16	11-16	@	MTL	4-4	T
17	11-17		CAR	10-0	W
18	11-20	@	DET	5-4	W
19	11-23		BOS	2-5	L
20	11-24		PIT	7-5	W
21	11-27		TOR	4-1	W
22	11-29	@	ATL	2-3	L
23	12-1		STL	4-4	T
24	12-4		DET	4-2	W
25	12-7	@	CHI	7-4	W
26	12-8		MTL	3-3	T
27	12-12	@	WSH	6-6	T

1974-75 (CONT'D)

GAME	DATE		OPPONENT	SCORE	RESULT
28	12-14	@	STL	2-6	L
29	12-15		LAK	3-3	T
30	12-18		MIN	7-0	W
31	12-19	@	BOS	3-11	L
32	12-22		ATL	3-4	L
33	12-27		BUF	9-5	W
34	12-29		KC	2-1	W
35	12-30	@	MIN	8-1	W
36	1-1		CHI	6-2	W
37	1-4	@	NYI	5-3	W
38	1-5		VAN	6-2	W
39	1-8	@	KC	6-1	W
40	1-11	@	STL	5-3	W
41	1-12	@	CHI	2-4	L
42	1-15	@	MIN	5-3	W
43	1-17	@	CAR	4-4	T
44	1-18	@	VAN	3-2	W
45	1-23		ATL	5-2	W
46	1-25	@	PIT	2-5	L
47	1-26		LAK	3-2	W
48	1-28	@	LAK	2-5	L
49	1-30	@	BUF	3-6	L
50	2-1	@	CHI	4-1	W
51	2-2		DET	5-5	T
52	2-5		PHI	3-4	L
53	2-6	@	PHI	3-1	W
54	2-8	@	MTL	1-7	L

1974-75 (CONT'D)

GAME	DATE		OPPONENT	SCORE	RESULT
55	2-9		WSH	7-3	W
56	2-11	@	WSH	4-7	L
57	2-15	@	MIN	9-2	W
58	2-16		TOR	5-5	T
59	2-18	@	KC	2-2	T
60	2-19		CHI	2-2	T
61	2-22	@	TOR	2-5	L
62	2-23		PHI	2-1	W
63	2-26		STL	5-1	W
64	3-2		PIT	6-8	L
65	3-5		BUF	3-6	L
66	3-7	@	KC	5-2	W
67	3-9		MTL	3-5	L
68	3-11	@	BOS	3-6	L
69	3-12		NYI	5-3	W
70	3-14	@	ATL	0-1	L
71	3-19		VAN	3-0	W
72	3-20	@	BUF	3-6	L
73	3-22	@	DET	4-7	L
74	3-23		BOS	7-5	W
75	3-26		MIN	2-4	L
76	3-29	@	NYI	4-6	L
77	3-30		KC	8-2	W
78	4-3	@	PHI	1-1	T
79	4-4	@	ATL	3-2	W
80	4-6		NYI	4-6	L

1975-76

GAME	DATE		OPPONENT	SCORE	RESULT
1	10-8		CHI	2-2	T
2	10-10	@	ATL	2-1	W
3	10-12		LAK	4-6	L
4	10-15		ATL	3-1	W
5	10-18	@	TOR	1-4	L
6	10-19		VAN	8-1	W
7	10-22	@	BUF	1-9	L
8	10-25	@	NYI	1-7	L
9	10-26		PHI	2-7	L
10	10-29		STL	3-1	W
11	11-1	@	MTL	0-4	L
12	11-2		DET	4-6	L
13	11-4	@	VAN	4-2	W
14	11-7	@	CAR	5-7	L
15	11-8	@	LAK	1-3	L
16	11-11	@	STL	3-5	L
17	11-12		CHI	4-4	T
18	11-15	@	MIN	5-2	W
19	11-16		DET	3-0	W
20	11-19		KC	4-6	L
21	11-22	@	PHI	2-4	L
22	11-23		CAR	3-2	W
23	11-26		BOS	4-6	L
24	11-29	@	PIT	3-8	L
25	11-30		STL	5-2	W
26	12-4	@	BUF	6-6	T
27	12-5	@	KC	3-2	W

1975-76 (CONT'D)

GAME	DATE		OPPONENT	SCORE	RESULT
28	12-7		WSH	5-2	W
29	12-10		BUF	2-2	T
30	12-11	@	BOS	5-1	W
31	12-13	@	DET	5-2	W
32	12-14		TOR	1-6	L
33	12-17		NYI	0-3	L
34	12-19	@	ATL	3-8	L
35	12-21		MIN	2-0	W
36	12-23		PIT	4-3	W
37	12-31		ATL	1-8	L
38	1-4		TOR	6-8	L
39	1-6	@	STL	2-5	L
40	1-10	@	KC	8-4	W
41	1-11	@	CHI	6-2	W
42	1-14	@	VAN	1-5	L
43	1-16	@	CAR	0-7	L
44	1-18	@	PIT	3-8	L
45	1-21		CHI	3-3	T
46	1-23	@	WSH	5-7	L
47	1-25		LAK	1-4	L
48	1-28		BUF	3-3	T
49	1-29	@	STL	6-3	W
50	1-31	@	TOR	4-6	L
51	2-1		MIN	3-2	W
52	2-4		NYI	5-6	L
53	2-7	@	DET	5-4	W
54	2-8		MTL	0-3	L

1975-76 (CONT'D)

GAME	DATE		OPPONENT	SCORE	RESULT
55	2-12	@	PHI	1-6	L
56	2-13		PHI	3-5	L
57	2-15		KC	5-1	W
58	2-17	@	NYI	3-1	W
59	2-18		WSH	11-4	W
60	2-20	@	MTL	3-5	L
61	2-22		BOS	2-5	L
62	2-25		-	4-6	L
63	2-28	@	MIN	3-5	L
64	2-29		MTL	1-1	T
65	3-3		VAN	3-3	T
66	3-5	@	ATL	3-8	L
67	3-7		ATL	6-6	T
68	3-11	@	LAK	3-4	L
69	3-13	@	VAN	7-3	W
70	3-16	@	WSH	2-5	L
71	3-17		MIN	3-1	W
72	3-20	@	BOS	1-8	L
73	3-21		PIT	2-4	L
74	3-24	@	BUF	3-7	L
75	3-25	@	PHI	1-4	L
76	3-27	@	CHI	6-5	W
77	3-28		KC	4-2	W
78	3-31		NYI	3-1	W
79	4-3	@	NYI	2-10	L
80	4-4		PHI	2-0	W

*Overtime

ALL-TIME RESULTS GAME-BY-GAME

1976-77

GAME	DATE		OPPONENT	SCORE	RESULT
1	10-6		MIN	6-5	W
2	10-8	@	COL	5-3	W
3	10-9	@	STL	1-2	L
4	10-12	@	MIN	10-4	W
5	10-13		BOS	1-5	L
6	10-16	@	MTL	4-7	L
7	10-17		COL	4-3	W
8	10-20		LAK	2-4	L
9	10-24		VAN	4-5	L
10	10-26	@	CKE	5-2	W
11	10-27		BOS	3-4	L
12	10-30	@	PIT	2-2	T
13	10-31		DET	5-6	L
14	11-3	@	VAN	6-1	W
15	11-6	@	LAK	3-3	T
16	11-10		WSH	5-7	L
17	11-13		BUF	2-6	L
18	11-14		PIT	1-5	L
19	11-17		CHI	3-2	W
20	11-20	@	STL	1-3	L
21	11-22	@	VAN	3-2	W
22	11-24	@	PHI	2-2	T
23	11-27	@	DET	5-0	W
24	11-28		MIN	4-1	W
25	11-30	@	ATL	2-2	T
26	12-1		WSH	4-1	W
27	12-4	@	MIN	11-4	W

1976-77 (CONT'D)

GAME	DATE		OPPONENT	SCORE	RESULT
28	12-5		TOR	5-5	T
29	12-8		STL	4-4	T
30	12-11	@	TOR	1-4	L
31	12-12		MTL	5-2	W
32	12-14	@	NYI	4-4	T
33	12-16	@	BUF	2-7	L
34	12-18	@	CHI	3-3	T
35	12-19		CKE	3-2	W
36	12-22		PHI	3-3	T
37	12-23	@	BOS	3-3	T
38	12-26		NYI	1-2	L
39	12-28	@	WSH	5-2	W
40	12-31		ATL	2-4	L
41	1-2		VAN	5-3	W
42	1-5		PHI	4-4	T
43	1-7	@	COL	4-4	T
44	1-9		LAK	4-5	L
45	1-12	@	ATL	1-6	L
46	1-13	@	BUF	5-7	L
47	1-16	@	CHI	5-2	W
48	1-19	@	CKE	3-3	T
49	1-22	@	LAK	0-6	L
50	1-23	@	VAN	2-6	L
51	1-27		PIT	0-3	L
52	1-30		STL	5-2	W
53	2-1	@	COL	2-5	L
54	2-3	@	NYI	3-6	L

1976-77 (CONT'D)

GAME	DATE		OPPONENT	SCORE	RESULT
55	2-6		NYI	4-0	W
56	2-9		BUF	1-2	L
57	2-10	@	DET	5-4	W
58	2-13		TOR	8-3	W
59	2-17	@	PHI	1-7	L
60	2-19	@	NYI	2-5	L
61	2-20		DET	3-2	W
62	2-23	@	TOR	5-4	W
63	2-26	@	CHI	1-2	L
64	2-27		MTL	1-8	L
65	3-3		BOS	1-4	L
66	3-5	@	MTL	2-7	L
67	3-6		CKE	4-3	W
68	3-9		MIN	6-4	W
69	3-10	@	BOS	3-10	L
70	3-12	@	ATL	3-6	L
71	3-13		ATL	3-5	L
72	3-16		PHI	4-4	T
73	3-19	@	PIT	5-2	W
74	3-20		STL	5-3	W
75	3-23		COL	5-3	W
76	3-25	@	WSH	2-7	L
77	3-27		CHI	3-5	L
78	3-30		ATL	4-3	W
79	4-2	@	PHI	1-4	L
80	4-3		NYI	2-5	L

1977-78

GAME	DATE		OPPONENT	SCORE	RESULT
1	10-12		VAN	6-3	W
2	10-15	@	MTL	0-5	L
3	10-16		NYI	4-2	W
4	10-19		PIT	3-3	T
5	10-22	@	NYI	2-7	L
6	10-23		MTL	2-6	L
7	10-25	@	CKE	5-0	W
8	10-26		STL	6-2	W
9	10-29	@	ATL	3-4	L
10	10-30		LAK	3-5	L
11	11-2	@	COL	2-6	L
12	11-4	@	VAN	5-1	W
13	11-5	@	LAK	1-3	L
14	11-9		BUF	8-4	W
15	11-12	@	DET	1-3	L
16	11-13		ATL	2-5	L
17	11-16		CHI	5-2	W
18	11-19	@	PIT	5-5	T
19	11-20		VAN	0-3	L
20	11-23		COL	6-3	W
21	11-26	@	BOS	2-3	L
22	11-27	@	BUF	2-3	L
23	11-30	@	STL	4-0	W
24	12-3	@	MIN	4-0	W
25	12-4		MIN	4-4	T
26	12-7		PHI	3-3	T
27	12-8	@	PHI	4-7	L

1977-78 (CONT'D)

GAME	DATE		OPPONENT	SCORE	RESULT
28	12-11		BOS	2-8	L
29	12-14	@	CHI	2-2	T
30	12-15	@	DET	5-5	T
31	12-17	@	CKE	2-4	L
32	12-18		DET	6-2	W
33	12-21		WSH	5-5	T
34	12-23		CKE	5-4	W
35	12-28		PHI	3-4	L
36	12-30	@	WSH	3-3	T
37	12-31		BUF	2-2	T
38	1-4	@	MIN	5-3	W
39	1-7	@	COL	1-3	L
40	1-9		PIT	3-5	L
41	1-10	@	BOS	3-2	W
42	1-14	@	PHI	1-4	L
43	1-17	@	VAN	5-4	W
44	1-18	@	LAK	3-0	W
45	1-20	@	ATL	3-5	L
46	1-22	@	PIT	1-3	L
47	1-25		TOR	3-4	L
48	1-28	@	NYI	2-6	L
49	1-29		LAK	1-4	L
50	2-1		NYI	6-7	L
51	2-4	@	STL	2-2	T
52	2-5		COL	6-3	W
53	2-8		MIN	3-0	W
54	2-9	@	BUF	0-2	L

1977-78 (CONT'D)

GAME	DATE		OPPONENT	SCORE	RESULT
55	2-11	@	TOR	2-3	L
56	2-12		MTL	3-5	L
57	2-15		VAN	6-3	W
58	2-19		COL	4-4	T
59	2-22	@	CHI	2-3	L
60	2-23		CHI	6-2	W
61	2-25	@	MTL	6-3	W
62	2-27		ATL	3-5	L
63	3-1		DET	3-2	W
64	3-5		TOR	1-4	L
65	3-8		CKE	6-1	W
66	3-12		WSH	8-2	W
67	3-15		PHI	2-2	T
68	3-18		BOS	3-6	L
69	3-19	@	MIN	7-7	T
70	3-22	@	STL	6-1	W
71	3-24	@	WSH	11-4	W
72	3-25	@	TOR	5-2	W
73	3-27		STL	5-2	W
74	3-29		NYI	5-1	W
75	4-1	@	ATL	0-6	L
76	4-2	@	BOS	3-8	L
77	4-5		ATL	2-4	L
78	4-6	@	PHI	0-3	L
79	4-8	@	NYI	2-7	L
80	4-9		CHI	3-2	W

1978-79

GAME	DATE		OPPONENT	SCORE	RESULT
1	10-12		PHI	3-3	T
2	10-15		COL	4-1	W
3	10-18		DET	3-3	T
4	10-19	@	DET	2-2	T
5	10-21	@	NYI	3-5	L
6	10-22		TOR	5-2	W
7	10-25		VAN	6-2	W
8	10-28	@	MTL	2-1	W
9	10-29		PIT	3-2	W
10	11-2	@	COL	3-0	W
11	11-4	@	LAK	7-3	W
12	11-5	@	VAN	5-2	W
13	11-8		MIN	3-5	L
14	11-11	@	PIT	2-1	W
15	11-12		NYI	3-5	L
16	11-15		CHI	8-1	W
17	11-18	@	MIN	7-2	W
18	11-19		ATL	1-3	W
19	11-22		TOR	3-3	T
20	11-26		WSH	9-4	W
21	11-29	@	ATL	5-3	W
22	12-2	@	TOR	2-5	L
23	12-3		BOS	2-3	L
24	12-6		STL	7-4	W
25	12-7	@	PHI	5-2	W
26	12-9	@	DET	4-5	L
27	12-10		PHI	0-4	L

1978-79 (CONT'D)

GAME	DATE		OPPONENT	SCORE	RESULT
28	12-13		LAK	8-7	W
29	12-16	@	BOS	1-4	L
30	12-17		BOS	1-4	L
31	12-20		BUF	6-3	W
32	12-22		DET	4-2	W
33	12-23	@	NYI	4-9	L
34	12-26	@	ATL	5-3	W
35	12-28	@	PHI	5-6	L
36	12-30	@	CHI	5-4	W
37	12-31		ATL	5-6	L
38	1-3		MTL	6-2	W
39	1-5		VAN	6-4	W
40	1-9	@	STL	5-3	W
41	1-10	@	COL	5-3	W
42	1-14	@	ATL	6-4	W
43	1-15		MIN	1-8	L
44	1-17		NYI	5-3	W
45	1-20	@	STL	2-3	L
46	1-21		PHI	5-5	T
47	1-24	@	WSH	1-5	L
48	1-25	@	BUF	5-4	W
49	1-27	@	NYI	7-2	W
50	1-30	@	VAN	5-3	W
51	1-31	@	COL	4-5	L
52	2-3	@	LAK	2-4	L
53	2-14		BOS	5-1	W
54	2-15	@	BUF	3-4	L

1978-79 (CONT'D)

GAME	DATE		OPPONENT	SCORE	RESULT
55	2-17	@	PHI	4-2	W
56	2-18		WSH	6-6	T
57	2-21		STL	7-3	W
58	2-24	@	TOR	4-2	W
59	2-25		NYI	3-2	W
60	2-27	@	STL	1-4	L
61	2-28	@	MIN	4-4	T
62	3-3		BUF	2-2	T
63	3-4		TOR	2-4	L
64	3-7		COL	5-3	W
65	3-10	@	MTL	6-3	W
66	3-11		CHI	5-2	W
67	3-14		ATL	4-6	L
68	3-15	@	BOS	7-4	W
69	3-17	@	NYI	2-5	L
70	3-18		PIT	1-5	L
71	3-20	@	WSH	2-2	T
72	3-21	@	CHI	7-6	W
73	3-25		MTL	0-1	L
74	3-27		PHI	4-4	T
75	3-28	@	PIT	1-7	L
76	4-1	@	PHI	3-7	L
77	4-2		LAK	5-4	W
78	4-4		ATL	3-3	T
79	4-6	@	ATL	2-9	L
80	4-8		NYI	2-5	L

*Overtime

ALL-TIME RESULTS GAME-BY-GAME

1979-80

GAME	DATE		OPPONENT	SCORE	RESULT
1	10-10	@	TOR	6-3	W
2	10-14		WSH	3-5	L
3	10-18		VAN	6-3	W
4	10-20	@	MTL	4-5	L
5	10-21		PIT	6-3	W
6	10-24		EDM	10-2	W
7	10-25	@	PHI	2-5	L
8	10-27	@	MIN	2-7	L
9	10-28		HFD	2-2	T
10	11-1	@	LAK	2-4	L
11	11-3	@	COL	2-7	L
12	11-4	@	VAN	4-2	W
13	11-7		LAK	8-4	W
14	11-10		QUE	5-4	W
15	11-11		PIT	1-4	L
16	11-13	@	NYI	5-10	L
17	11-14		DET	3-2	W
18	11-16	@	ATL	2-4	L
19	11-18		STL	5-3	W
20	11-21		WPG	4-6	L
21	11-24	@	PIT	3-5	L
22	11-25		TOR	3-4	L
23	11-28		MIN	4-4	T
24	11-29	@	BUF	1-2	L
25	12-1	@	STL	2-0	W
26	12-3		MTL	3-3	T
27	12-5		CHI	3-3	T

1979-80 (CONT'D)

GAME	DATE		OPPONENT	SCORE	RESULT
28	12-7	@	HFD	7-4	W
29	12-9		NYI	5-4	W
30	12-11	@	DET	2-1	W
31	12-12	@	CHI	5-2	W
32	12-15	@	WSH	4-5	L
33	12-16		PHI	1-1	T
34	12-19		VAN	5-3	W
35	12-22	@	PIT	4-3	W
36	12-23		BOS	3-4	L
37	12-30		WSH	5-2	W
38	1-2	@	QUE	3-3	T
39	1-4		PHI	3-5	L
40	1-6		ATL	5-5	T
41	1-7		HFD	5-2	W
42	1-9	@	DET	0-4	L
43	1-11	@	EDM	6-2	W
44	1-12	@	WPG	3-0	W
45	1-14		COL	6-6	T
46	1-16		WPG	4-1	W
47	1-19	@	BOS	3-6	L
48	1-20		CHI	1-2	L
49	1-22	@	LAK	5-4	W
50	1-23	@	VAN	6-4	W
51	1-27	@	COL	3-3	T
52	1-31	@	BUF	2-6	L
53	2-2	@	WSH	6-3	W
54	2-3	@	QUE	4-5	L

1979-80 (CONT'D)

GAME	DATE		OPPONENT	SCORE	RESULT
55	2-10		QUE	3-1	W
56	2-13	@	CHI	1-3	L
57	2-17		TOR	4-6	L
58	2-18	@	HFD	4-6	L
59	2-20		EDM	4-1	W
60	2-23	@	MIN	3-6	L
61	2-24		NYI	8-2	W
62	2-27		LAK	5-4	W
63	2-28	@	BOS	5-2	W
64	3-2		BOS	2-1	W
65	3-5		BUF	4-2	W
66	3-8	@	MTL	2-5	L
67	3-9		MIN	4-2	W
68	3-12		COL	6-0	W
69	3-15	@	TOR	8-4	W
70	3-16		STL	5-2	W
71	3-19	@	EDM	2-4	L
72	3-21	@	WPG	2-4	L
73	3-23		MTL	1-6	L
74	3-25		BUF	3-3	T
75	3-28	@	ATL	2-4	L
76	3-29	@	STL	4-3	W
77	3-31		DET	7-5	W
78	4-2		ATL	3-7	L
79	4-5	@	NYI	1-2	L
80	4-6	@	PHI	8-3	W

1980-81

GAME	DATE		OPPONENT	SCORE	RESULT
1	10-9	@	BOS	2-7	L
2	10-11	@	TOR	8-3	W
3	10-12		PIT	3-6	L
4	10-15		STL	1-2	L
5	10-18	@	WSH	2-8	L
6	10-19		EDM	2-4	L
7	10-22		VAN	3-2	W
8	10-25	@	DET	2-4	L
9	10-26		DET	7-6	W
10	10-28	@	STL	4-5	L
11	10-30	@	PHI	3-3	T
12	11-1	@	MTL	4-7	L
13	11-2		LAK	3-6	L
14	11-5	@	CHI	3-3	T
15	11-8	@	VAN	4-6	L
16	11-10	@	LAK	1-4	L
17	11-11	@	CGY	3-7	L
18	11-14		PIT	3-3	T
19	11-16		HFD	7-3	W
20	11-19		PHI	1-5	L
21	11-22	@	NYI	4-6	L
22	11-23		VAN	2-2	T
23	11-26		BOS	6-4	W
24	11-29	@	PIT	4-2	W
25	12-1		MIN	3-5	L
26	12-3	@	WPG	4-3	W
27	12-5	@	EDM	5-1	W

1980-81 (CONT'D)

GAME	DATE		OPPONENT	SCORE	RESULT
28	12-7		CHI	5-4	W
29	12-10		WSH	6-2	W
30	12-12	@	COL	4-3	W
31	12-14	@	CHI	1-2	L
32	12-17		WPG	8-2	W
33	12-20	@	MIN	3-3	T
34	12-22		CGY	2-3	L
35	12-26	@	WSH	3-7	L
36	12-28		MTL	2-5	L
37	12-30	@	QUE	6-3	W
38	12-31		COL	4-6	L
39	1-2		NYI	3-1	W
40	1-4		QUE	2-2	T
41	1-9		BUF	3-3	T
42	1-11		TOR	3-5	L
43	1-13	@	CGY	4-4	T
44	1-15	@	COL	3-4	L
45	1-18	@	BUF	0-4	L
46	1-19		CGY	6-3	W
47	1-21	@	WPG	1-5	L
48	1-23	@	EDM	7-4	W
49	1-24	@	VAN	7-5	W
50	1-28	@	LAK	6-2	W
51	1-31	@	MIN	7-3	W
52	2-2		LAK	2-3	L
53	2-4		NYI	9-3	W
54	2-5	@	BOS	3-6	L

1980-81(CONT'D)

GAME	DATE		OPPONENT	SCORE	RESULT
55	2-8		MIN	3-3	T
56	2-12		WPG	8-6	W
57	2-14	@	TOR	3-6	L
58	2-15		STL	4-5	L
59	2-18		TOR	8-3	W
60	2-19	@	DET	3-7	L
61	2-21		WSH	6-4	W
62	2-22	@	HFD	5-6	L
63	2-25		BUF	6-3	W
64	2-28	@	PIT	4-6	L
65	3-1		MTL	4-4	T
66	3-4		EDM	5-5	T
67	3-7	@	STL	2-7	L
68	3-8		DET	4-4	T
69	3-10	@	QUE	4-6	L
70	3-11		COL	3-4	L
71	3-14		HFD	6-2	W
72	3-18		BOS	3-2	W
73	3-21	@	HFD	6-4	W
74	3-22		QUE	7-7	T
75	3-25	@	BUF	2-4	L
76	3-28	@	MTL	6-2	W
77	3-30		PHI	0-0	T
78	4-2	@	NYI	1-2	L
79	4-3		CHI	3-1	W
80	4-5	@	PHI	2-0	W

1981-82

GAME	DATE		OPPONENT	SCORE	RESULT
1	10-6		DET	2-5	L
2	10-9	@	WPG	3-8	L
3	10-10	@	MIN	0-7	L
4	10-14		VAN	2-1	W
5	10-17	@	NYI	4-5	L
6	10-18		STL	5-3	W
7	10-21		LAK	2-5	L
8	10-24	@	TOR	5-3	W
9	10-25		MTL	2-4	L
10	10-28		EDM	3-5	L
11	10-31	@	BOS	3-7	L
12	11-1		CGY	4-2	W
13	11-4	@	PIT	3-6	L
14	11-5	@	PHI	6-2	W
15	11-7	@	WSH	3-1	W
16	11-11		BUF	7-3	W
17	11-13	@	BUF	3-3	T
18	11-15		EDM	3-5	L
19	11-18		PHI	5-2	W
20	11-21	@	NYI	3-4	L
21	11-22		NYI	2-7	L
22	11-25		TOR	3-3	T
23	11-28	@	QUE	4-7	L
24	11-29		QUE	4-4	T
25	12-2	@	LAK	4-3	W
26	12-5	@	COL	2-1	W
27	12-6		HFD	3-5	L

1981-82 (CONT'D)

GAME	DATE		OPPONENT	SCORE	RESULT
28	12-9		BOS	3-4	L
29	12-12	@	PHI	5-3	W
30	12-14		PIT	5-4	W
31	12-16		PHI	3-7	L
32	12-19	@	PIT	3-3	T
33	12-20		WSH	2-3	W
34	12-23		WPG	5-2	W
35	12-26	@	WSH	4-4	T
36	12-27		PIT	5-3	W
37	12-30		NYI	6-4	W
38	1-2	@	MTL	6-5	W
39	1-3		WSH	3-4	L
40	1-7		VAN	4-1	W
41	1-9		CHI	7-5	W
42	1-11		MIN	5-3	W
43	1-13	@	MIN	2-0	W
44	1-15	@	WPG	4-4	T
45	1-18	@	TOR	2-6	L
46	1-20		NYI	3-2	W
47	1-23	@	NYI	1-6	L
48	1-24		WSH	4-4	T
49	1-27	@	WSH	5-4	W
50	1-29	@	COL	5-2	W
51	1-31	@	LAK	6-3	W
52	2-2	@	VAN	4-3	W
53	2-4	@	CGY	4-4	T
54	2-7	@	EDM	4-8	L

1981-82 (CONT'D)

GAME	DATE		OPPONENT	SCORE	RESULT
55	2-10	@	STL	3-3	T
56	2-13	@	HFD	3-2	W
57	2-14		QUE	5-2	W
58	2-17	@	PIT	5-3	W
59	2-18		COL	4-4	T
60	2-21		MTL	2-4	L
61	2-24		CHI	6-4	W
62	2-27	@	BOS	6-4	W
63	2-28		PIT	2-4	L
64	3-3		CGY	4-2	W
65	3-4	@	PHI	4-4	T
66	3-6	@	NYI	4-6	L
67	3-8		DET	6-3	W
68	3-10		PHI	5-5	T
69	3-11	@	DET	4-1	W
70	3-14		WSH	5-5	T
71	3-17		PHI	5-2	W
72	3-20	@	WSH	4-3	W
73	3-21		STL	8-5	W
74	3-24	@	PIT	7-2	W
75	3-26	@	BUF	8-5	W
76	3-28	@	PHI	1-3	L
77	3-29		NYI	3-7	L
78	3-31	@	CHI	4-1	W
79	4-2		PIT	5-7	L
80	4-3	@	HFD	3-3	T

*Overtime

ALL-TIME RESULTS GAME-BY-GAME

1982-83

GAME	DATE		OPPONENT	SCORE	RESULT
1	10-6		WSH	4-5	L
2	10-8	@	NJD	2-3	L
3	10-9	@	PIT	5-3	W
4	10-11		NYI	3-4	L
5	10-13		PHI	5-2	W
6	10-16	@	MTL	2-8	L
7	10-17		LAK	3-5	L
8	10-20		VAN	6-5	W
9	10-23	@	NYI	2-5	L
10	10-24		MIN	4-2	W
11	10-27		CGY	7-4	W
12	10-30	@	QUE	4-5	L
13	10-31		PIT	6-2	W
14	11-5	@	EDM	1-5	L
15	11-6	@	CGY	2-2	T
16	11-10		STL	5-4	W
17	11-11	@	PHI	3-7	L
18	11-14		EDM	2-7	L
19	11-17		TOR	6-1	W
20	11-20	@	TOR	6-3	W
21	11-21		NYI	7-3	W
22	11-24		MIN	8-5	W
23	11-27	@	NYI	3-0	W
24	11-28	@	BUF	3-7	L
25	12-1		HFD	6-1	W
26	12-4	@	HFD	2-5	L
27	12-5		TOR	6-5	W

1982-83 (CONT'D)

GAME	DATE		OPPONENT	SCORE	RESULT
28	12-8	@	CHI	2-7	L
29	12-10	@	WSH	4-4	T
30	12-12		NJD	4-0	W
31	12-15		LAK	7-1	W
32	12-17		NYI	2-5	L
33	12-18	@	DET	3-3	T
34	12-20		PIT	6-3	W
35	12-22		BUF	1-3	L
36	12-26	@	PIT	3-4	L
37	12-30	@	NJD	5-2	W
38	1-1	@	WSH	7-2	W
39	1-3		DET	6-2	W
40	1-5		BUF	3-3	T
41	1-7		QUE	5-1	W
42	1-9		NJD	4-3	W
43	1-12		WPG	5-5	T
44	1-15	@	BOS	0-2	L
45	1-16		PHI	0-4	L
46	1-18	@	VAN	3-3	T
47	1-21	@	WPG	1-4	L
48	1-23	@	PHI	1-3	L
49	1-24		BOS	1-3	L
50	1-27		MTL	1-4	L
51	1-29	@	PIT	2-1	W
52	1-30		CHI	4-5	L
53	2-1	@	LAK	5-5	T
54	2-5	@	STL	2-2	T

1982-83 (CONT'D)

GAME	DATE		OPPONENT	SCORE	RESULT
55	2-6	@	CHI	1-4	L
56	2-10	@	MIN	5-7	L
57	2-12	@	MTL	3-2	W
58	2-16		WSH	5-4	W
59	2-19	@	PHI	5-8	L
60	2-20		WPG	9-4	W
61	2-23		HFD	11-3	W
62	2-26	@	QUE	3-6	L
63	2-28		PIT	9-3	W
64	3-1	@	PIT	3-3	T
65	3-3		WSH	3-4	L
66	3-6		NJD	4-6	L
67	3-8	@	VAN	3-7	L
68	3-11	@	EDM	1-3	L
69	3-12	@	CGY	4-1	W
70	3-14		PHI	8-2	W
71	3-16		NYI	2-1	W
72	3-20		BOS	0-4	L
73	3-21	@	NJD	2-4	L
74	3-23	@	DET	7-1	W
75	3-26	@	NYI	2-3	L
76	3-27		WSH	5-4	W
77	3-29	@	STL	4-3	W
78	3-31	@	PHI	4-2	W
79	4-1		NJD	3-3	T
80	4-3	@	WSH	0-3	L

1983-84

GAME	DATE		OPPONENT	SCORE	RESULT
1	10-5		NJD	6-2	W
2	10-7	@	NJD	3-1	W
3	10-8	@	PIT	6-1	W
4	10-10		LAK	2-1	W
5	10-13		WSH	4-3	W
6	10-15	@	STL	5-6	L
7	10-16		PHI	5-4	W
8	10-19		CGY	3-1	W
9	10-22	@	NYI	3-2	W
10	10-23		NYI	6-5*	W
11	10-26		WPG	5-7	L
12	10-28		TOR	3-5	L
13	10-30		EDM	4-5*	L
14	11-2	@	BUF	3-3	T
15	11-5	@	QUE	4-4	T
16	11-8	@	NJD	5-1	W
17	11-9		CGY	4-3	W
18	11-12	@	WSH	4-7	L
19	11-13		DET	6-3	W
20	11-16		WSH	4-1	W
21	11-19	@	BOS	6-6	T
22	11-20		QUE	6-5*	W
23	11-23		BUF	4-6	L
24	11-25	@	WSH	1-3	L
25	11-26	@	HFD	3-4*	L
26	11-28		VAN	3-3	T
27	11-30		CHI	0-4	L

1983-84 (CONT'D)

GAME	DATE		OPPONENT	SCORE	RESULT
28	12-3	@	DET	4-2	W
29	12-4		MIN	6-4	W
30	12-7		WSH	7-5	W
31	12-12		NJD	3-7	L
32	12-14		EDM	4-9	L
33	12-17	@	NYI	1-7	L
34	12-21		PIT	6-1	W
35	12-23		CHI	3-2	W
36	12-26	@	PIT	4-7	L
37	12-28	@	CHI	7-4	W
38	12-30		PHI	6-3	W
39	12-31	@	BUF	3-2	W
40	1-2	@	WSH	2-2	T
41	1-4		NJD	4-3*	W
42	1-7	@	BOS	2-5	L
43	1-8		NYI	5-4	W
44	1-12	@	PHI	2-1	W
45	1-14	@	NYI	2-4	L
46	1-16		DET	8-5	W
47	1-18		STL	6-2	W
48	1-20		PIT	3-6	L
49	1-21	@	TOR	6-3	W
50	1-25	@	PIT	6-3	W
51	1-26		MTL	2-4	L
52	1-29		STL	3-2	W
53	2-2	@	CGY	1-8	L
54	2-4	@	VAN	5-4	W

1983-84 (CONT'D)

GAME	DATE		OPPONENT	SCORE	RESULT
55	2-5	@	LAK	3-3	T
56	2-8	@	WPG	3-1	W
57	2-9	@	MIN	4-4	T
58	2-11	@	LAK	6-6	T
59	2-15		NYI	3-2	W
60	2-18	@	NYI	3-4	L
61	2-19		PHI	2-3*	L
62	2-23		QUE	4-2	W
63	2-25	@	MTL	4-7	L
64	2-26		PIT	4-3*	W
65	2-28	@	NJD	3-3	T
66	2-29	@	TOR	1-3	L
67	3-3	@	WSH	1-5	L
68	3-4		VAN	4-5	L
69	3-7	@	MIN	3-6	L
70	3-9	@	WPG	6-5*	W
71	3-10	@	EDM	3-2	W
72	3-14		PHI	6-3	W
73	3-17	@	PHI	4-6	L
74	3-20		BOS	4-6	L
75	3-22	@	NJD	5-3	W
76	3-24	@	PHI	5-6	L
77	3-25		MTL	3-2	W
78	3-29		PIT	6-4	W
79	3-31	@	HFD	3-5	L
80	4-1		HFD	2-0	W

1984-85

GAME	DATE		OPPONENT	SCORE	RESULT
1	10-11		HFD	4-4	T
2	10-13	@	MIN	1-3	L
3	10-14		MIN	1-3	L
4	10-20	@	WSH	6-5	W
5	10-21		NYI	6-5	W
6	10-25	@	NJD	11-2	W
7	10-27	@	QUE	5-2	W
8	10-28		BOS	4-6	L
9	10-30	@	NYI	3-7	L
10	11-3	@	PIT	7-5	W
11	11-7		WSH	4-3	W
12	11-9		NYI	5-4*	W
13	11-11		LAK	2-4	L
14	11-14	@	CHI	4-6	L
15	11-17	@	NYI	4-10	L
16	11-18		NJD	0-6	L
17	11-21		BUF	3-2	W
18	11-24	@	QUE	3-8	L
19	11-25		QUE	2-3*	L
20	11-28		WSH	1-2	L
21	11-30		TOR	3-3	T
22	12-1	@	TOR	4-1	W
23	12-3		PHI	2-6	L
24	12-5		CGY	4-4	T
25	12-7		PIT	3-4*	L
26	12-8	@	PHI	2-4	L
27	12-10		LAK	4-2	W

1984-85 (CONT'D)

GAME	DATE		OPPONENT	SCORE	RESULT
28	12-12		BOS	3-3	T
29	12-15	@	WSH	2-4	L
30	12-16		WSH	3-6	L
31	12-19		WPG	4-5	L
32	12-22	@	NJD	5-3	W
33	12-23		MTL	3-3	T
34	12-26	@	DET	2-5	L
35	12-29	@	MTL	3-7	L
36	12-30		STL	6-2	W
37	1-2		VAN	6-0	W
38	1-5	@	BOS	3-3	T
39	1-6		NJD	5-4*	W
40	1-9	@	WPG	5-6*	L
41	1-12	@	STL	4-4	T
42	1-14		NJD	1-2	L
43	1-16		BUF	2-2	T
44	1-18	@	NJD	9-6	W
45	1-19	@	WSH	1-7	L
46	1-24		DET	3-1	W
47	1-26	@	MTL	2-3	L
48	1-27		MIN	3-2	W
49	1-31	@	CGY	2-7	L
50	2-2	@	EDM	1-5	L
51	2-3	@	VAN	1-4	L
52	2-5	@	LAK	5-7	L
53	2-7	@	NYI	5-7	L
54	2-9	@	HFD	2-2	T

1984-85 (CONT'D)

GAME	DATE		OPPONENT	SCORE	RESULT
55	2-10	@	PHI	2-3	L
56	2-15		EDM	8-7	W
57	2-17		NYI	9-3	W
58	2-21		HFD	3-4*	L
59	2-22	@	PIT	8-3	W
60	2-25		WPG	5-12	L
61	2-28		WSH	4-5	L
62	3-2	@	PIT	4-5	L
63	3-3		PIT	7-3	W
64	3-6	@	VAN	6-3	W
65	3-7	@	CGY	5-11	L
66	3-9	@	EDM	3-3	T
67	3-11		CHI	3-4*	L
68	3-13		PHI	2-5	L
69	3-16	@	PIT	0-5	L
70	3-17		NJD	7-3	W
71	3-21	@	PHI	4-8	L
72	3-22	@	DET	3-5	L
73	3-24		NYI	2-5	L
74	3-26		PIT	5-4	W
75	3-27	@	BUF	2-3	L
76	3-30	@	PHI	0-3	L
77	3-31		TOR	7-5	W
78	4-2		PHI	1-2	L
79	4-4	@	STL	5-4	W
80	4-7	@	CHI	1-3	L

*Overtime

ALL-TIME RESULTS GAME-BY-GAME

1985-86

GAME	DATE		OPPONENT	SCORE	RESULT
1	10-10		WSH	4-2	W
2	10-12	@	HFD	2-8	L
3	10-13		NJD	2-3*	L
4	10-16	@	LAK	3-4	L
5	10-19	@	NYI	4-5	L
6	10-20		VAN	4-3	W
7	10-23		NJD	5-1	W
8	10-25		LAK	5-0	W
9	10-27		BOS	2-1	W
10	11-2	@	NJD	5-6*	L
11	11-4	@	PIT	4-2	W
12	11-6		PHI	2-5	L
13	11-8	@	WPG	7-3	W
14	11-9	@	MIN	3-4*	L
15	11-11		CHI	4-5*	L
16	11-13		MTL	5-2	W
17	11-16	@	MTL	2-2	T
18	11-17		EDM	2-3*	L
19	11-20		TOR	7-3	W
20	11-23	@	NYI	5-0	W
21	11-24		NYI	3-4*	L
22	11-27		CGY	2-5	L
23	11-29	@	WSH	5-2	W
24	11-30	@	PIT	4-5	L
25	12-2		PIT	0-6	L
26	12-4		WPG	7-4	W
27	12-7	@	PHI	0-4	L

1985-86 (CONT'D)

GAME	DATE		OPPONENT	SCORE	RESULT
28	12-8		PHI	3-1	W
29	12-11	@	NJD	4-2	W
30	12-14	@	BOS	2-4	L
31	12-15		PIT	2-5	L
32	12-18		BUF	4-5	L
33	12-20		NYI	2-2	T
34	12-21	@	NYI	5-4	W
35	12-23		DET	10-2	W
36	12-26	@	BUF	1-6	L
37	12-28	@	MIN	1-3	L
38	12-29		WSH	6-5	W
39	1-1	@	WSH	0-3	L
40	1-5		QUE	4-5	L
41	1-10		MTL	6-4	W
42	1-12		STL	2-2	T
43	1-14	@	VAN	2-1	W
44	1-15	@	LAK	4-3	W
45	1-18	@	EDM	5-4	W
46	1-20		HFD	0-5	L
47	1-22	@	TOR	4-2	W
48	1-23		QUE	0-4	L
49	1-27	@	QUE	6-6	T
50	1-29	@	CHI	4-5	L
51	1-31	@	BUF	3-5	L
52	2-1	@	HFD	3-1	W
53	2-5	@	STL	3-4	L
54	2-8	@	BOS	3-2	W

1985-86 (CONT'D)

GAME	DATE		OPPONENT	SCORE	RESULT
55	2-12		VAN	5-2	W
56	2-14	@	DET	7-5	W
57	2-16		DET	3-1	W
58	2-20		STL	3-2	W
59	2-24		MIN	5-1	W
60	2-25	@	TOR	3-7	L
61	2-27		PIT	8-3	W
62	3-1	@	WSH	0-4	L
63	3-2		WSH	2-4	L
64	3-5	@	WPG	1-4	L
65	3-6	@	CGY	5-2	W
66	3-9		PHI	1-4	L
67	3-11	@	NJD	6-3	W
68	3-12		CGY	2-3	L
69	3-15	@	PIT	2-2	T
70	3-16		NYI	3-1	W
71	3-18	@	NYI	2-6	L
72	3-22	@	PHI	2-4	L
73	3-23		CHI	3-5	L
74	3-25	@	NJD	5-4	W
75	3-28		EDM	4-2	W
76	3-29	@	PHI	2-8	L
77	3-31		NJD	9-0	W
78	4-2		PHI	2-3	L
79	4-5	@	WSH	4-4	T
80	4-6		PIT	4-5*	L

1986-87

GAME	DATE		OPPONENT	SCORE	RESULT
1	10-9		NJD	3-5	L
2	10-11	@	PIT	5-6*	L
3	10-13		WSH	6-7*	L
4	10-15	@	CHI	5-5	T
5	10-18	@	NYI	3-2	W
6	10-19		NYI	2-2	T
7	10-22		LAK	5-4*	W
8	10-25	@	MTL	3-3	T
9	10-26		TOR	3-3	T
10	10-29	@	STL	2-7	L
11	11-2		WPG	4-5*	L
12	11-5	@	DET	4-5*	L
13	11-8	@	PHI	3-2	W
14	11-9	@	QUE	5-6	L
15	11-12		BUF	2-1*	W
16	11-14		PHI	2-1	W
17	11-16		EDM	6-8	L
18	11-17	@	NJD	2-3	L
19	11-19	@	EDM	4-5*	L
20	11-21	@	VAN	8-5	W
21	11-22	@	CGY	5-8	L
22	11-26		QUE	4-2	W
23	11-29	@	PIT	5-5	T
24	11-30		PIT	2-2	T
25	12-2	@	NJD	5-8	L
26	12-5	@	WPG	6-3	W
27	12-10		LAK	5-4	W

1986-87 (CONT'D)

GAME	DATE		OPPONENT	SCORE	RESULT
28	12-11	@	MTL	2-6	L
29	12-14	@	WSH	3-1	W
30	12-15		MIN	3-4	L
31	12-17		WSH	6-1	W
32	12-20	@	NYI	2-5	L
33	12-21		HFD	3-4*	L
34	12-23		NJD	8-5	W
35	12-26	@	NJD	7-4	W
36	12-27	@	STL	2-3	L
37	12-30	@	PIT	5-3	W
38	12-31		NYI	4-3*	W
39	1-3	@	QUE	5-2	W
40	1-5		MIN	3-3	T
41	1-7		PHI	3-6	L
42	1-9		NYI	1-2	L
43	1-11		VAN	8-3	W
44	1-12	@	BOS	1-4	L
45	1-14	@	CGY	8-5	W
46	1-19	@	LAK	2-2	T
47	1-21	@	VAN	3-5	L
48	1-23	@	EDM	4-7	L
49	1-26		NJD	6-3	W
50	1-28		WPG	1-2	L
51	1-31	@	PHI	3-1	W
52	2-1		BOS	5-4	W
53	2-4		WSH	3-2	W
54	2-7	@	WSH	5-4*	W

1986-87 (CONT'D)

GAME	DATE		OPPONENT	SCORE	RESULT
55	2-8		TOR	4-5	L
56	2-15		PIT	4-1	W
57	2-17		DET	6-2	W
58	2-19	@	CHI	2-5	L
59	2-20		BUF	3-6	L
60	2-22		PIT	2-4	L
61	2-24	@	BUF	6-3	W
62	2-25	@	TOR	4-2	W
63	2-28	@	DET	1-4	L
64	3-1	@	WSH	3-7	L
65	3-4		NYI	7-5	W
66	3-8		CGY	4-7	L
67	3-11		BOS	3-2	W
68	3-12	@	PHI	6-1	W
69	3-14	@	PIT	3-2*	W
70	3-15		PHI	2-5	L
71	3-17	@	PHI	1-4	L
72	3-18		HFD	3-5	L
73	3-21	@	NYI	3-4	L
74	3-22		CHI	5-3	W
75	3-25		NJD	2-8	L
76	3-27		STL	6-4	W
77	3-30	@	MIN	6-5	W
78	4-1		WSH	1-5	L
79	4-4	@	HFD	3-5	L
80	4-5		MTL	2-8	L

1987-88

GAME	DATE		OPPONENT	SCORE	RESULT
1	10-8		PIT	4-4	T
2	10-10	@	HFD	6-2	W
3	10-12		MIN	4-2	W
4	10-15	@	PIT	6-6	T
5	10-17	@	WSH	3-4	L
6	10-19		WSH	2-4	L
7	10-21		CGY	4-5	L
8	10-23		CHI	7-3	W
9	10-24	@	PHI	5-3	W
10	10-26		PHI	2-2	T
11	10-28		LAK	3-4	L
12	10-31	@	NYI	2-8	L
13	11-1		EDM	6-7	L
14	11-3	@	CGY	3-5	L
15	11-4	@	EDM	2-7	L
16	11-7	@	LAK	4-5	L
17	11-10		NJD	2-3	L
18	11-14	@	PIT	2-3*	L
19	11-15		WPG	6-4	W
20	11-19	@	MIN	3-4	L
21	11-20	@	WPG	4-3	W
22	11-25		TOR	5-3	W
23	11-28	@	NYI	4-5	L
24	11-29		NYI	3-1	W
25	12-3	@	BOS	3-4	L
26	12-5	@	STL	3-2	W
27	12-9		MTL	2-2	T

1987-88 (CONT'D)

GAME	DATE		OPPONENT	SCORE	RESULT
28	12-10	@	PHI	3-5	L
29	12-12	@	TOR	3-4	L
30	12-14		DET	4-3	W
31	12-16		NJD	9-3	W
32	12-19	@	PIT	3-4	L
33	12-20		PIT	4-8	L
34	12-22		PHI	4-6	L
35	12-26	@	NJD	5-3	W
36	12-27		BOS	4-1	W
37	12-29	@	NYI	3-3	T
38	12-31		QUE	6-1	W
39	1-2	@	MIN	5-3	W
40	1-4		STL	6-2	W
41	1-6		VAN	4-2	W
42	1-8	@	WSH	4-8	L
43	1-10	@	BUF	3-4	L
44	1-11		CHI	2-2	T
45	1-13		DET	4-7	L
46	1-16	@	MTL	3-4	L
47	1-17		PHI	1-2	L
48	1-19	@	LAK	3-6	L
49	1-22	@	VAN	6-3	W
50	1-28	@	PHI	5-2	W
51	1-30	@	BOS	4-2	W
52	2-2	@	NYI	2-2	T
53	2-4	@	QUE	2-3	L
54	2-6	@	WSH	3-0	W

1987-88 (CONT'D)

GAME	DATE		OPPONENT	SCORE	RESULT
55	2-7		PIT	6-3	W
56	2-11		WSH	3-5	L
57	2-14		NYI	4-4	T
58	2-15		MTL	3-1	W
59	2-17		CGY	5-3	W
60	2-19	@	NJD	3-6	L
61	2-21		VAN	4-6	L
62	2-25		PIT	2-1	W
63	2-26	@	NJD	2-1	W
64	2-29		STL	5-2	W
65	3-2		NYI	3-1	W
66	3-4	@	BUF	3-6	L
67	3-5	@	HFD	1-3	L
68	3-8		NJD	7-4	W
69	3-12	@	WSH	4-2	W
70	3-15		PHI	3-1	W
71	3-16		WSH	4-8	L
72	3-19	@	TOR	4-3	W
73	3-20		HFD	2-1	W
74	3-22		BUF	2-3	L
75	3-24		EDM	6-1	W
76	3-26	@	DET	4-4	T
77	3-27	@	NJD	2-7	L
78	3-30	@	CHI	4-3	W
79	4-1	@	WPG	6-6	T
80	4-3		QUE	3-0	W

*Overtime

ALL-TIME RESULTS GAME-BY-GAME

1988-89

GAME	DATE	OPPONENT	SCORE	RESULT
1	10-6	@ CHI	2-2	T
2	10-8	@ STL	4-2	W
3	10-10	NJD	0-5	L
4	10-12	HFD	3-4	L
5	10-16	VAN	3-2	W
6	10-19	WSH	5-1	W
7	10-21	@ WSH	4-1	W
8	10-23	QUE	8-2	W
9	10-26	PHI	4-3	W
10	10-29	@ PHI	6-5	W
11	10-30	PIT	9-2	W
12	11-2	@ BUF	4-6	L
13	11-6	@ NJD	5-6	L
14	11-8	@ NYI	3-4	L
15	11-9	PHI	5-3	W
16	11-11	BOS	4-4	T
17	11-13	DET	3-5	L
18	11-15	@ PHI	3-3	T
19	11-17	@ LAK	6-5	W
20	11-19	@ MIN	4-1	W
21	11-21	MTL	2-4	L
22	11-23	@ PIT	2-8	L
23	11-26	@ NYI	6-4	W
24	11-27	NYI	5-3	W
25	11-29	@ WPG	4-3	W
26	12-1	@ CGY	3-6	L
27	12-4	@ EDM	6-10	L

1988-89 (CONT'D)

GAME	DATE	OPPONENT	SCORE	RESULT
28	12-6	@ VAN	5-3	W
29	12-8	@ HFD	4-5	L
30	12-10	@ BOS	1-1	T
31	12-12	LAK	2-5	L
32	12-14	NYI	2-1	W
33	12-17	@ MTL	3-6	L
34	12-19	WSH	3-1	W
35	12-21	BUF	2-5	L
36	12-23	@ WSH	2-2	T
37	12-26	NJD	5-1	W
38	12-27	@ NJD	7-5	W
39	12-31	CHI	4-1	W
40	1-2	HFD	5-4	W
41	1-4	WSH	3-3	T
42	1-7	@ NYI	5-1	W
43	1-9	NJD	4-5	L
44	1-14	@ PIT	4-4	T
45	1-15	PIT	6-4	W
46	1-18	@ CHI	6-4	W
47	1-19	@ STL	5-0	W
48	1-21	@ VAN	5-4*	W
49	1-23	@ EDM	3-2	W
50	1-26	@ CGY	3-5	L
51	1-28	@ TOR	1-1	T
52	1-30	NYI	7-3	W
53	2-1	WSH	3-4*	L
54	2-4	@ MTL	5-7	L

1988-89 (CONT'D)

GAME	DATE	OPPONENT	SCORE	RESULT
55	2-5	MIN	3-5	L
56	2-9	WPG	4-3	W
57	2-12	EDM	1-3	L
58	2-14	@ PHI	1-3	L
59	2-17	TOR	6-10	L
60	2-18	@ PIT	5-3	W
61	2-20	NJD	7-4	W
62	2-22	PHI	4-6	L
63	2-25	@ QUE	7-2	W
64	2-27	LAK	6-4	W
65	3-1	TOR	7-4	W
66	3-3	@ NJD	3-6	L
67	3-5	BOS	0-5	L
68	3-8	BUF	0-2	L
69	3-9	@ DET	2-3	L
70	3-11	@ WSH	2-4	L
71	3-13	CGY	4-3	W
72	3-15	WPG	3-6	L
73	3-18	@ QUE	3-8	L
74	3-20	STL	7-4	W
75	3-22	MIN	3-1	W
76	3-25	@ PHI	1-6	L
77	3-26	PIT	4-6	L
78	3-29	@ DET	3-4	L
79	4-1	@ PIT	2-5	L
80	4-2	NYI	4-6	L

1989-90

GAME	DATE	OPPONENT	SCORE	RESULT
1	10-6	@ WPG	4-1	W
2	10-8	@ CHI	5-3	W
3	10-11	CGY	5-4	W
4	10-13	@ WSH	4-7	L
5	10-15	PIT	4-2	W
6	10-17	CHI	3-3	T
7	10-19	HFD	7-3	W
8	10-21	@ PHI	3-1	W
9	10-23	VAN	5-3	W
10	10-25	EDM	3-3	T
11	10-27	NYI	5-5	T
12	10-28	@ NYI	4-1	W
13	10-30	PHI	1-3	L
14	11-2	QUE	6-1	W
15	11-4	@ MTL	2-3	L
16	11-6	DET	6-1	W
17	11-8	MTL	2-3	L
18	11-12	NYI	4-2	W
19	11-14	@ PIT	0-6	L
20	11-17	@ NJD	4-5*	L
21	11-18	@ HFD	3-2	W
22	11-20	WPG	3-3	T
23	11-22	@ BUF	1-4	L
24	11-25	@ TOR	4-7	L
25	11-26	QUE	3-1	W
26	11-29	@ WPG	4-5	L
27	12-1	@ VAN	4-3	W

1989-90 (CONT'D)

GAME	DATE	OPPONENT	SCORE	RESULT
28	12-2	@ LAK	0-6	L
29	12-6	NJD	5-3	W
30	12-9	@ NYI	0-0	T
31	12-10	PHI	2-4	L
32	12-13	STL	1-3	L
33	12-16	@ NYI	3-4	L
34	12-17	MTL	0-2	L
35	12-20	BUF	2-2	T
36	12-23	@ WSH	2-3	L
37	12-26	NJD	4-4	T
38	12-27	@ PIT	4-7	L
39	12-29	@ NJD	2-3	L
40	12-31	PIT	4-5	L
41	1-3	WSH	2-1	W
42	1-4	@ MIN	2-8	L
43	1-6	@ STL	3-4	L
44	1-8	PIT	5-7	L
45	1-10	CHI	2-2	T
46	1-13	@ BOS	3-2	W
47	1-14	PHI	4-3*	W
48	1-18	@ PIT	3-3	T
49	1-23	@ EDM	4-3	W
50	1-25	@ CGY	5-8	L
51	1-27	@ LAK	3-1	W
52	1-31	STL	2-2	T
53	2-3	@ BOS	2-1	W
54	2-4	MIN	4-3	W

1989-90 (CONT'D)

GAME	DATE	OPPONENT	SCORE	RESULT
55	2-7	EDM	5-2	W
56	2-9	@ BUF	2-3	L
57	2-11	CGY	2-5	L
58	2-13	@ PHI	4-3	W
59	2-14	PIT	3-4*	L
60	2-16	@ NJD	2-1	W
61	2-19	NJD	4-3*	W
62	2-21	@ DET	4-4	T
63	2-23	@ WSH	6-3	W
64	2-26	BOS	6-1	W
65	2-28	WSH	3-2	W
66	3-2	NYI	6-3	W
67	3-3	@ HFD	4-6	L
68	3-5	DET	3-2	W
69	3-8	@ PHI	7-5	W
70	3-10	@ MIN	2-2	T
71	3-12	LAK	2-6	L
72	3-14	@ TOR	8-2	W
73	3-17	@ NYI	3-6	L
74	3-18	VAN	4-2	W
75	3-21	TOR	5-5	T
76	3-25	PHI	7-3	W
77	3-27	@ QUE	7-4	W
78	3-29	@ NJD	4-6	L
79	3-31	@ WSH	1-2	L
80	4-1	WSH	2-3	L

1990-91

GAME	DATE	OPPONENT	SCORE	RESULT
1	10-4	@ CHI	3-4	L
2	10-6	@ HFD	4-5	L
3	10-8	MIN	6-3	W
4	10-10	WSH	4-2	W
5	10-12	MTL	3-0	W
6	10-13	@ WSH	5-2	W
7	10-17	WPG	5-3	W
8	10-19	@ NJD	2-3	L
9	10-20	@ PIT	4-3	W
10	10-22	TOR	5-1	W
11	10-25	PHI	5-3	W
12	10-27	@ QUE	4-1	W
13	10-29	QUE	5-0	W
14	10-31	LAK	9-4	W
15	11-2	NYI	2-3	L
16	11-3	@ PIT	1-3	L
17	11-5	BOS	2-3*	L
18	11-7	BUF	6-2	W
19	11-9	@ NJD	3-2	W
20	11-11	CGY	4-4	T
21	11-13	@ PHI	1-1	T
22	11-15	@ MIN	4-2	W
23	11-16	@ WPG	6-4	W
24	11-19	MIN	2-2	T
25	11-21	@ BUF	5-5	T
26	11-24	@ NYI	2-2	T
27	11-26	BUF	5-0	W

1990-91 (CONT'D)

GAME	DATE	OPPONENT	SCORE	RESULT
28	11-28	WSH	3-6	L
29	11-30	@ PHI	1-5	L
30	12-1	@ BOS	5-4	W
31	12-3	PIT	4-9	L
32	12-5	@ CGY	1-4	L
33	12-7	@ EDM	3-4	L
34	12-11	@ LAK	6-4	W
35	12-14	@ VAN	5-3	W
36	12-17	WSH	5-3	W
37	12-19	TOR	1-4	L
38	12-22	@ MTL	1-3	L
39	12-23	BOS	5-5	T
40	12-28	@ WSH	5-3	W
41	12-30	NJD	2-2	T
42	1-2	LAK	4-1	W
43	1-3	@ PIT	7-5	W
44	1-5	@ STL	3-2*	W
45	1-7	PHI	3-2	W
46	1-9	STL	2-3	L
47	1-11	@ DET	3-6	L
48	1-13	HFD	4-3	W
49	1-15	EDM	2-2	T
50	1-17	CHI	2-3	L
51	1-22	@ NYI	2-3	L
52	1-25	@ EDM	4-3	W
53	1-30	@ CGY	1-5	L
54	1-31	@ VAN	3-3	T

1990-91 (CONT'D)

GAME	DATE	OPPONENT	SCORE	RESULT
55	2-3	WPG	3-4	L
56	2-6	NYI	5-2	W
57	2-8	VAN	8-1	W
58	2-9	@ MTL	4-6	L
59	2-13	NJD	6-3	W
60	2-15	HFD	5-3	W
61	2-18	NYI	4-5	L
62	2-21	@ PHI	4-4	T
63	2-22	@ WSH	2-3	L
64	2-24	NJD	5-2	W
65	2-27	WSH	4-4	T
66	2-28	@ STL	4-4	T
67	3-2	@ TOR	5-2	W
68	3-4	PHI	6-2	W
69	3-7	@ QUE	2-4	L
70	3-9	@ NYI	4-6	L
71	3-10	@ CHI	2-5	L
72	3-13	DET	1-4	L
73	3-15	@ NJD	2-5	L
74	3-17	PIT	2-4	L
75	3-21	@ PIT	4-5*	L
76	3-23	@ PHI	4-7	L
77	3-24	NYI	3-1	W
78	3-26	NJD	3-3	T
79	3-30	@ DET	5-6	L
80	3-31	PIT	6-3	W

*Overtime

ALL-TIME RESULTS GAME-BY-GAME

1991-92

GAME	DATE		OPPONENT	SCORE	RESULT
1	10-3	@	BOS	3-5	L
2	10-5	@	MTL	2-1*	W
3	10-7		BOS	2-1*	W
4	10-9		NYI	5-3	W
5	10-11	@	WSH	1-5	L
6	10-12	@	HFD	2-5	L
7	10-14		WSH	3-5	L
8	10-16		NJD	4-2	W
9	10-19	@	PIT	5-4	W
10	10-20		EDM	3-4	L
11	10-23		LAK	7-2	W
12	10-26	@	QUE	5-3	W
13	10-29		MIN	3-2	W
14	10-31		QUE	5-4	W
15	11-2	@	PHI	4-2	W
16	11-4		CGY	4-0	W
17	11-6		MTL	1-4	L
18	11-8		TOR	3-3	T
19	11-11		PIT	3-1	W
20	11-13		WSH	3-5	L
21	11-16	@	NYI	2-4	L
22	11-19	@	VAN	4-3	W
23	11-21	@	LAK	1-6	L
24	11-23	@	STL	3-0	W
25	11-27	@	WPG	2-3	L
26	11-29	@	BUF	5-4*	W
27	12-2		PHI	4-2	W

1991-92 (CONT'D)

GAME	DATE		OPPONENT	SCORE	RESULT
28	12-6	@	DET	5-6*	L
29	12-8		BOS	4-0	W
30	12-10	@	PIT	3-5	L
31	12-13	@	WSH	5-3	W
32	12-14	@	HFD	6-2	W
33	12-16		SJS	4-3*	W
34	12-18		PHI	6-3	W
35	12-21	@	PIT	7-5	W
36	12-23		NJD	3-0	W
37	12-26	@	WSH	8-6	W
38	12-28	@	NYI	4-5	L
39	12-29		PIT	3-6	L
40	12-31	@	WPG	5-2	W
41	1-2	@	CHI	4-3	W
42	1-4	@	NJD	4-6	L
43	1-6		WPG	4-2	W
44	1-8		STL	3-5	L
45	1-11	@	QUE	7-2	W
46	1-12	@	BUF	3-6	L
47	1-14		BUF	6-2	W
48	1-16		CGY	6-4	W
49	1-22	@	CGY	4-4	T
50	1-23	@	EDM	3-1	W
51	1-28	@	SJS	4-2	W
52	1-30	@	LAK	4-1	W
53	2-1	@	MIN	2-1	W
54	2-5		PIT	4-3	W

1991-92 (CONT'D)

GAME	DATE		OPPONENT	SCORE	RESULT
55	2-7	@	WSH	2-6	L
56	2-9		DET	5-5	T
57	2-12		VAN	5-2	W
58	2-14		NYI	9-2	W
59	2-16	@	NJD	2-4	L
60	2-17		VAN	3-3	T
61	2-20	@	NYI	2-6	L
62	2-21		MIN	5-4	W
63	2-23		PHI	2-1*	W
64	2-25		CHI	4-1	W
65	3-1		HFD	9-4	W
66	3-2	@	NJD	7-1	W
67	3-4		NJD	4-5	L
68	3-7	@	PHI	4-5	L
69	3-9		WSH	2-5	L
70	3-11		CHI	7-1	W
71	3-14	@	STL	6-0	W
72	3-16		MTL	4-1	W
73	3-18		NYI	1-1	T
74	3-20	@	DET	4-2	W
75	3-22		NJD	6-3	W
76	3-23	@	PHI	4-3	W
77	3-24		PHI	4-1	W
78	3-28	@	NYI	1-4	L
79	4-15	@	TOR	2-4	L
80	4-16		PIT	7-1	W

1992-93

GAME	DATE		OPPONENT	SCORE	RESULT
1	10-9	@	WSH	4-2	W
2	10-10	@	NJD	2-4	L
3	10-12		HFD	6-2	W
4	10-14		NJD	6-1	W
5	10-17	@	NYI	3-6	L
6	10-18		NYI	4-3	W
7	1-/21		WSH	2-1	W
8	10-23		MTL	3-3	T
9	10-24	@	OTT	3-2*	W
10	10-26		PHI	8-4	W
11	10-29		QUE	3-6	L
12	10-31	@	MTL	3-4	L
13	11-2		BUF	7-6*	W
14	11-4		PHI	3-1	W
15	11-7	@	BOS	2-2	T
16	11-9		TBL	1-5	L
17	11-11		WSH	4-7	L
18	11-14	@	QUE	3-6	L
19	11-19	@	PHI	3-7	L
20	11-21	@	WPG	5-4	W
21	11-23		PIT	2-5	L
22	11-25	@	PIT	11-3	W
23	11-27	@	MIN	4-4	T
24	11-30		MIN	2-4	L
25	12-2		DET	5-3	W
26	12-4	@	WSH	4-8	L
27	12-6		TOR	6-0	W
28	12-9		TBL	6-5	W

1992-93 (CONT'D)

GAME	DATE		OPPONENT	SCORE	RESULT
29	12/11	@	TBL	5-4	W
30	12/13		MTL	10-5	W
31	12/15		CGY	0-3	L
32	12/17	@	STL	4-3	W
33	12/19	@	HFD	4-4	T
34	12/21	@	NJD	3-0	W
35	12/23		NJD	4-5*	L
36	12/26	@	NYI	4-6	L
37	12/27		BOS	6-5	W
38	12/29	@	WSH	3-4*	L
39	12/31	@	BUF	6-11	L
40	1/2	@	PIT	2-5	L
41	1/4		NJD	3-3	T
42	1/6		OTT	6-2	W
43	1/9	@	PHI	3-4	L
44	1/11		VAN	3-3	T
45	1/13		WSH	5-4	W
46	1/16	@	MTL	0-3	L
47	1/19	@	DET	2-2	T
48	1/23	@	LAK	8-3	W
49	1/27		WPG	5-2	W
50	1/29	@	BUF	4-6	L
51	1/30	@	TOR	1-3	L
52	2/1	@	NYI	4-4	T
53	2/3		PHI	2-2	T
54	2/8	@	NJD	4-5	L
55	2/10		PIT	0-3	L
56	2/12		NYI	4-3	W

1992-93 (CONT'D)

GAME	DATE		OPPONENT	SCORE	RESULT
57	2/13	@	NYI	2-5	L
58	2/15		STL	4-1	W
59	2/20	@	SJS	6-4	W
60	2/22	@	SJS	4-0	W
61	2/24	@	VAN	4-5	L
62	2/26	@	CGY	4-4	T
63	2/27	@	EDM	1-0	W
64	3/3		BUF	2-2	T
65	3/5		PIT	3-1	W
66	3/6	@	QUE	2-10	L
67	3/9		LAK	4-3	W
68	3/11	@	CHI	4-1	W
69	3/15		BOS	1-3	L
70	3/17		EDM	3-4*	L
71	3/19		SJS	8-1	W
72	3/22	@	OTT	5-4	W
73	3/24		PHI	4-5	L
74	3/26		CHI	1-3	L
75	3/28		QUE	2-3	L
76	4/2		NYI	2-3*	L
77	4/4	@	WSH	4-0	W
78	4/5		HFD	4-5	L
79	4/7	@	NJD	2-5	L
80	4/9		PIT	4-10	L
81	4/10	@	PIT	2-4	L
82	4/12	@	PHI	0-1	L
83	4/14		WSH	0-2	L
84	4/16	@	WSH	2-4	L

1993-94

GAME	DATE		OPPONENT	SCORE	RESULT
1	10-5		BOS	3-4	L
2	10-7		TBL	5-4	W
3	10-9	@	PIT	2-3	L
4	10-11		WSH	5-2	W
5	10-13		QUE	6-4	W
6	10-15	@	BUF	5-2	W
7	10-16	@	PHI	3-4	L
8	10-19		ANA	2-4	L
9	10-22	@	TBL	1-4	L
10	10-24		LAK	3-2	W
11	10-28		MTL	3-3	T
12	10-30	@	HFD	4-1	W
13	10-31 (N)		NJD	4-1	W
14	11-3		VAN	6-3	W
15	11-6	@	QUE	4-2	W
16	11-8		TBL	6-3	W
17	11-10		WPG	2-1	W
18	11-13	@	WSH	2-0	W
19	11-14		SJS	3-3	T
20	11-16	@	FLA	4-2	W
21	11-19	@	TBL	5-3	W
22	11-23		MTL	5-4	W
23	11-24	@	OTT	7-1	W
24	11-27	@	NYI	4-6	L
25	11-28		WSH	3-1	W
26	11-30	@	NJD	3-1	W
27	12-4	@	TOR	4-3	W
28	12-5		NJD	2-1	W

1993-94 (CONT'D)

GAME	DATE		OPPONENT	SCORE	RESULT
29	12-8		EDM	1-1	T
30	12-13		BUF	2-0	W
31	12-15		HFD	5-2	W
32	12-17	@	DET	4-6	L
33	12-19		OTT	6-3	W
34	12-22	@	FLA	2-3	L
35	12-23	@	WSH	1-0	W
36	12-26		NJD	8-3	W
37	12-29	@	STL	4-3	W
38	12-31	@	BUF	1-4	L
39	1-3		FLA	3-2	W
40	1-5		CGY	1-4	L
41	1-8	@	MTL	2-3	L
42	1-10		TBL	2-5	L
43	1-14		PHI	5-2	W
44	1-16	@	CHI	5-1	W
45	1-18		STL	4-1	W
46	1-25	@	SJS	8-3	W
47	1-27	@	LAK	5-4*	W
48	1-28	@	ANA	2-3	L
49	1-31		PIT	5-3	W
50	2-2		NYI	4-4	T
51	2-3	@	BOS	3-0	W
52	2-7		WSH	1-4	L
53	2-9	@	MTL	3-4*	L
54	2-12	@	OTT	4-3*	W
55	2-14	@	QUE	4-2	W
56	2-18		OTT	3-0	W

1993-94 (CONT'D)

GAME	DATE		OPPONENT	SCORE	RESULT
57	2-19	@	HFD	2-4	L
58	2-21		PIT	4-3*	W
59	2-23		BOS	3-6	L
60	2-24	@	NJD	3-1	W
61	2-26	@	DAL	1-3	L
62	2-28		PHI	4-1	W
63	3-2		QUE	5-2	W
64	3-4		NYI	3-3	T
65	3-5	@	NYI	5-4	W
66	3-7		DET	3-6	L
67	3-9 (N)		WSH	7-5	W
68	3-10	@	BOS	2-2	T
69	3-12	@	PIT	2-6	L
70	3-14	@	FLA	1-2	L
71	3-16		HFD	4-0	W
72	3-18		CHI	3-7	L
73	3-22	@	CGY	4-4	T
74	3-23	@	EDM	5-3	W
75	3-25	@	VAN	5-2	W
76	3-27	@	WPG	1-3	L
77	3-29	@	PHI	4-3	W
78	4-1		DAL	3-0	W
79	4-2	@	NJD	4-2	W
80	4-4		FLA	3-2	W
81	4-8		TOR	5-3	W
82	4-10	@	NYI	4-5	L
83	4-12		BUF	3-2	W
84	4-14		PHI	2-2	T

*Overtime

ALL-TIME RESULTS GAME-BY-GAME

1994-95

GAME	DATE		OPPONENT	SCORE	RESULT
1	1-20		BUF	1-2	L
2	1-21		MTL	5-2	W
3	1-23		BOS	1-2	L
4	1-25		PIT	2-3	L
5	1-28	@	QUE	0-2	L
6	1-30		OTT	6-2	W
7	2-1	@	PIT	3-4	L
8	2-2		TBL	3-3	T
9	2-4	@	OTT	2-1	W
10	2-8		WSH	5-4	W
11	2-9	@	NJD	1-4	L
12	2-11	@	TBL	3-2	W
13	2-15	@	BUF	2-1	
14	2-16		MTL	2-2	T
15	2-18	@	MTL	2-5	L
16	2-20	@	TBL	3-1	W

1994-95 (CONT'D)

GAME	DATE		OPPONENT	SCORE	RESULT
17	2-21	@	FLA	5-3	W
18	2-24		HFD	1-2	L
19	2-26	@	BUF	4-2	W
20	2-28		FLA	0-0	T
21	3-1	@	HFD	5-2	W
22	3-3		PHI	5-3	W
23	3-5	@	WSH	2-4	L
24	3-6		OTT	4-3	W
25	3-8		NJD	6-4	W
26	3-11	@	MTL	1-3	L
27	3-15		PHI	3-4	L
28	3-18	@	WSH	1-4	L
29	3-2		NJD	2-5	L
30	3-23	@	NYI	0-1	L
31	3-25	@	QUE	1-2	L
32	3-30		QUE	4-5	L

1994-95 (CONT'D)

GAME	DATE		OPPONENT	SCORE	RESULT
33	4-1	@	BOS	3-2	W
34	4-2	@	PHI	2-4	L
35	4-5	@	FLA	5-0	W
36	4-7		NYI	3-4	L
37	4-9	@	NJD	0-2	L
38	4-12		BUF	3-1	W
39	4-14		BOS	5-3	W
40	4-16	@	NYI	3-2	W
41	4-18	@	PIT	5-6	L
42	4-20		HFD	3-2	W
43	4-23	@	BOS	4-5	L
44	4-24		WSH	5-4	W
45	4-26		TBL	6-4	W
46	4-28		NYI	2-4	L
47	4-30	@	PHI	2-0	W
48	5-2		FLA	3-4	L

1995-96

GAME	DATE		OPPONENT	SCORE	RESULT
1	10-7	@	HFD	0-2	L
2	10-11		WPG	6-4	W
3	10-14	@	TOR	2-0	W
4	10-16		HFD	5-7	L
5	10-17	@	NYI	5-1	W
6	10-20	@	BUF	3-1	W
7	10-22		OTT	2-4	L
8	10-24		VAN	5-2	W
9	10-26	@	TBL	4-4	T
10	10-29		TOR	3-2	W
11	10-31	@	SJS	5-3	W
12	11-2	@	LAK	3-5	L
13	11-3	@	ANA	4-7	L
14	11-6		CGY	4-2	W
15	11-8		TBL	5-4	W
16	11-10		NYI	4-1	W
17	11-11	@	HFD	4-1	W
18	11-14	@	STL	1-1	T
19	11-16	@	CHI	1-3	L
20	11-17	@	WPG	3-6	L
21	11-21		PIT	9-4	W
22	11-22	@	PIT	4-3	W
23	11-25	@	DET	0-2	L
24	11-27		NJD	1-1	T
25	11-29		BUF	5-3	W
26	12-1		COL	5-3	W
27	12-2	@	OTT	4-2	W
28	12-4		ANA	5-1	W

1995-96 (CONT'D)

GAME	DATE		OPPONENT	SCORE	RESULT
29	12-6		CHI	5-5	T
30	12-8		DET	2-1*	W
31	12-9	@	MTL	2-2	T
32	12-11		DAL	3-2	W
33	12-13		BOS	4-2	W
34	12-15	@	BUF	4-5	L
35	12-16	@	WSH	2-3	L
36	12-18		WSH	3-0	W
37	12-21	@	PHI	2-1	W
38	12-22		HFD	3-3	T
39	12-26		OTT	6-4	W
40	12-28	@	VAN	3-2	W
41	12-30	@	EDM	8-3	W
42	12-31	@	CGY	1-3	L
43	1-3		MTL	7-4	W
44	1-5	@	WSH	4-4	T
45	1-10		SJS	7-4	W
46	1-13	@	PHI	4-0	W
47	1-14		STL	3-3	T
48	1-22		LAK	3-1	W
49	1-24		PHI	4-4	T
50	1-27	@	BOS	5-3	W
51	1-31	@	DAL	1-1	T
52	2-3	@	COL	1-7	L
53	2-6	@	NYI	4-2	W
54	2-8		NYI	6-2	W
55	2-10	@	NJD	0-3	L
56	2-11	@	TBL	6-2	W

1995-96 (CONT'D)

GAME	DATE		OPPONENT	SCORE	RESULT
57	2-15		MTL	2-2	T
58	2-17	@	OTT	2-1*	W
59	2-18	@	PIT	3-4*	L
60	2-22		NYI	3-5	L
61	2-24	@	FLA	4-0	W
62	2-27		WSH	3-5	L
63	2-28		BOS	1-3	L
64	3-1		BUF	3-3	T
65	3-4		NJD	2-2	T
66	3-7	@	TBL	2-5	L
67	3-9	@	WSH	6-1	W
68	3-13		FLA	3-3	T
69	3-16	@	MTL	2-4	L
70	3-19		EDM	1-4	L
71	3-23	@	BOS	5-4	W
72	3-24		PIT	2-8	L
73	3-27		FLA	3-0	W
74	3-31	@	NYI	4-1	W
75	4-2		NJD	3-1	W
76	4-4	@	PHI	1-4	L
77	4-5		PHI	3-1	W
78	4-7	@	NJD	2-4	L
79	4-8		FLA	3-5	L
80	4-10		WSH	1-4	L
81	4-12		TBL	2-3	L
82	4-14	@	FLA	1-5	L

1996-97

GAME	DATE		OPPONENT	SCORE	RESULT
1	10-5	@	BOS	4-4	T
2	10-6		FLA	2-5	L
3	10-8	@	FLA	1-1	T
4	10-10		DAL	1-2	L
5	10-12	@	MTL	2-5	L
6	10-14		CGY	5-4	W
7	10-16		PIT	8-1	W
8	10-18		STL	2-1	W
9	10-20	@	TBL	2-5	L
10	10-23		WSH	2-3	L
11	10-25	@	FLA	4-6	L
12	10-27		BUF	6-4	W
13	10-29		FLA	1-1	T
14	10-30	@	NJD	6-1	W
15	11-2	@	BOS	5-2	W
16	11-4		TBL	3-5	L
17	11-6	@	NYI	1-1	T
18	11-9	@	WSH	2-3	L
19	11-11		VAN	2-3	L
20	11-13		PHI	1-2	L
21	11-16	@	PIT	8-3	W
22	11-18	@	CGY	3-5	L
23	11-21	@	EDM	2-3	L
24	11-23	@	VAN	3-5	L
25	11-26	@	PHX	3-1	W
26	11-27	@	COL	5-2	W
27	12-1		MTL	6-2	W
28	12-4		PHI	1-1	T

1996-97(CONT'D)

GAME	DATE		OPPONENT	SCORE	RESULT
29	12-6		TOR	6-5	W
30	12-7	@	TOR	4-0	W
31	12-9		PHX	5-2	W
32	12-11		NYI	3-5	L
33	12-13	@	BUF	3-0	W
34	12-16		HFD	5-2	W
35	12-18		LAK	4-0	W
36	12-21	@	MTL	3-2*	W
37	12-22		FLA	7-3	W
38	12-26	@	OTT	2-5	L
39	12-27		ANA	3-2	W
40	12-30	@	DAL	3-2	W
41	12-31	@	TBL	2-4	L
42	1-2		NYI	4-3	W
43	1-4		OTT	6-4	W
44	1-6		COL	2-2	T
45	1-8		TBL	3-4	L
46	1-9	@	WSH	0-2	L
47	1-12		NJD	3-0	W
48	1-13		NYI	2-4	L
49	1-21		EDM	4-4	T
50	1-22	@	WSH	5-3	W
51	1-25	@	PIT	7-4	W
52	1-27		CHI	1-2	L
53	2-1	@	PHI	4-2	W
54	2-2		BOS	2-3	L
55	2-5		HFD	5-2	W
56	2-8	@	NYI	5-2	W

1996-97 (CONT'D)

GAME	DATE		OPPONENT	SCORE	RESULT
57	2-9	@	FLA	3-4	L
58	2-13	@	STL	1-4	L
59	2-15	@	CHI	0-2	L
60	2-17		NJD	2-2	T
61	2-19	@	NJD	1-1	T
62	2-21	@	HFD	2-7	L
63	2-23	@	PHI	1-2	L
64	3-1	@	DET	0-3	L
65	3-3		SJS	5-4*	W
66	3-6	@	LAK	6-2	W
67	3-7	@	ANA	2-5	L
68	3-9	@	SJS	2-1	W
69	3-12		WSH	3-2	W
70	3-14	@	OTT	4-3*	W
71	3-17		OTT	3-4	L
72	3-19		MTL	4-5	L
73	3-21		DET	3-1	W
74	3-24		PIT	3-0	W
75	3-27	@	NJD	0-4	L
76	3-29	@	HFD	1-2	L
77	4-1		BUF	1-1	T
78	4-3		BOS	5-4	W
79	4-4	@	BUF	1-5	L
80	4-7		PHI	3-2	W
81	4-10	@	PHI	6-3	W
82	4-11		TBL	2-4	L

*Overtime

ALL-TIME RESULTS GAME-BY-GAME

1997-98

GAME	DATE		OPPONENT	SCORE	RESULT
1	10-3		NYI	2-2	T
2	10-5		LAK	2-2	T
3	10-8	@	EDM	3-3	T
4	10-9	@	CGY	1-1	T
5	10-11	@	VAN	6-3	W
6	10-14		PIT	0-1	L
7	10-15	@	OTT	1-5	L
8	10-18	@	STL	3-5	L
9	10-20		CAR	4-2	W
10	10-22		CHI	0-1	L
11	10-24		TBL	4-3	W
12	10-26		ANA	3-3	T
13	10-28		DAL	2-3	L
14	10-30	@	NYI	3-5	L
15	11-3		EDM	2-2	T
16	11-5	@	COL	4-2	W
17	11-7	@	DAL	2-2	T
18	11-12		NJD	2-3	L
19	11-14		PIT	3-1	W
20	11-16		COL	4-1	W
21	11-18	@	FLA	3-1	W
22	11-19	@	TBL	3-6	L
23	11-21	@	CAR	4-3	W
24	11-22	@	PIT	3-4*	L
25	11-25		VAN	2-4	L
26	11-26	@	NYI	1-4	L
27	11-28	@	BUF	3-3	T
28	11-30		FLA	1-1	T

1997-98 (CONT'D)

GAME	DATE		OPPONENT	SCORE	RESULT
29	12-2		WSH	2-3*	L
30	12-5		PHI	4-4	T
31	12-6	@	MTL	3-3	T
32	12-8		PHX	3-1	W
33	12-10		CGY	1-4	L
34	12-12		FLA	3-4	L
35	12-16	@	NJD	3-4	L
36	12-17	@	FLA	4-2	W
37	12-20	@	TBL	2-2	T
38	12-21		BUF	0-2	L
39	12-23		TBL	4-1	W
40	12-26	@	BUF	0-3	L
41	12-28		BOS	4-3	W
42	12-31	@	TBL	0-2	L
43	1-3	@	WSH	3-2	W
44	1-6		CAR	4-2	W
45	1-8		WSH	3-5	L
46	1-12		TOR	3-2	W
47	1-14	@	NJD	1-4	L
48	1-20		STL	3-1	W
49	1-22		PHI	3-4	L
50	1-24		NJD	3-3	T
51	1-26		WSH	2-2	T
52	1-29	@	OTT	2-2	T
53	1-31	@	BOS	2-4	L
54	2-2	@	SJS	3-2	W
55	2-4	@	ANA	2-3	L
56	2-5	@	LAK	1-3	L

1997-98 (CONT'D)

GAME	DATE		OPPONENT	SCORE	RESULT
57	2-7	@	PHX	1-1	T
58	2-26	@	TOR	5-2	W
59	2-28		PHI	1-3	L
60	3-2		BUF	0-1	L
61	3-4	@	FLA	4-3	W
62	3-7	@	NJD	3-6	L
63	3-9		NJD	2-2	T
64	3-11		SJS	5-3	W
65**	3-12	@	MTL	1-4	L
66	3-14	@	BOS	1-5	L
67	3-16		OTT	5-4	W
68	3-18		MTL	2-1*	W
69	3-21		DET	3-4	L
70	3-22	@	PHI	4-5*	L
71	3-25		OTT	2-3*	L
72	3-26	@	CAR	1-4	L
73	3-28	@	PIT	2-2	T
74	3-30		TBL	1-3	L
75	4-1		BOS	2-4	L
76	4-4	@	NYI	0-3	L
77	4-5	@	CHI	2-1*	W
78	4-7		MTL	2-3	L
79	4-11	@	DET	2-5	L
80	4-14	@	WSH	1-3	L
81	4-15		NYI	4-2	W
82	4-18	@	PHI	2-1	W

1998-99

GAME	DATE		OPPONENT	SCORE	RESULT
1	10-9		PHI	0-1	L
2	10-10	@	MTL	1-7	L
3	10-12		STL	2-4	L
4	10-16		NJD	1-2	L
5	10-17	@	PIT	3-3	T
6	10-20		EDM	3-2	W
7	10-22		NYI	3-2	W
8	10-24	@	PHI	2-2	T
9	10-27		BUF	0-0	T
10	10-30		CAR	1-0	W
11	11-3	@	NJD	1-3	L
12	11-4		MTL	1-4	L
13	11-7	@	TOR	6-6	T
14	11-10	@	TBL	10-2	W
15	11-11	@	FLA	1-4	L
16	11-13		BOS	3-3	T
17	11-18	@	ANA	1-3	L
18	11-19	@	LAK	5-1	W
19	11-21	@	SJS	2-2	T
20	11-25	@	BUF	2-4	L
21	11-27	@	PIT	2-2	T
22	11-29		NSH	5-1	W
23	12-1		FLA	5-4*	W
24	12-2	@	NYI	3-2	W
25	12-5	@	OTT	2-1	W
26	12-7		TOR	6-2	W
27	12-9		COL	1-2	L
28	12-11	@	BUF	0-2	L

1998-99 (CONT'D)

GAME	DATE		OPPONENT	SCORE	RESULT
29	12-14		CGY	5-2	W
30	12-16	@	NJD	3-6	L
31	12-19	@	TOR	4-7	L
32	12-23		CAR	0-1	L
33	12-26	@	CAR	6-3	W
34	12-30	@	PHX	1-3	L
35	12-31	@	COL	6-3	W
36	1-2	@	STL	1-0	W
37	1-4		SJS	4-3	W
38	1-6		NJD	2-5	L
39	1-7	@	WSH	1-5	L
40	1-10		TBL	5-2	W
41	1-13		NYI	4-3*	W
42	1-15		CHI	1-3	L
43	1-16	@	MTL	0-3	L
44	1-19		OTT	1-2	L
45	1-21		FLA	1-2	L
46	1-26	@	WSH	4-1	W
47	1-28	@	CAR	2-3*	L
48	1-30	@	DET	3-2	W
49	2-1		WSH	1-3	L
50	2-4		VAN	8-4	W
51	2-7	@	BOS	2-3	L
52	2-12		CAR	1-3	L
53	2-14		DET	2-4	L
54	2-15	@	NSH	7-4	W
55	2-17		MTL	3-6	L
56	2-19		PIT	6-1	W

1998-99 (CONT'D)

GAME	DATE		OPPONENT	SCORE	RESULT
57	2-21	@	EDM	2-1*	W
58	2-22	@	CGY	2-6	L
59	2-26		PHX	3-0	W
60	2-28		PHI	6-5	W
61	3-2		DAL	2-2	T
62	3-4	@	WSH	4-2	W
63	3-7	@	BOS	3-1	W
64	3-8		TOR	3-2*	W
65	3-10		OTT	0-3	L
66	3-12		BOS	4-5	L
67	3-14	@	NYI	3-2*	W
68	3-15		WSH	1-1	T
69	3-19		BUF	2-3*	L
70	3-21		PIT	2-2	T
71	3-22	@	TBL	3-6	L
72	3-24	@	FLA	2-1	W
73	3-27	@	PHI	1-3	L
74	3-29		NYI	3-1	W
75	4-2		ANA	1-4	L
76	4-4	@	NJD	1-4	L
77	4-5	@	PHI	5-1	W
78	4-8	@	CHI	2-6	L
79	4-9	@	DAL	1-3	L
80	4-12		TBL	2-1	W
81	4-15	@	OTT	2-2	T
82	4-18		PIT	1-2*	L

1999-00

GAME	DATE		OPPONENT	SCORE	RESULT
1	10-1	@	EDM	1-1	T
2	10-2	@	VAN	1-2	L
3	10-5		OTT	1-2	L
4	10-8		CAR	3-1	W
5	10-10		PHX	4-2	W
6	10-11	@	NYI	4-2	W
7	10-14		PIT	2-5	L
8	10-17		ATL	4-1	W
9	10-19		SJS	1-2	L
10	10-20	@	PHI	0-5	L
11	10-22		PHI	0-2	L
12	10-24		VAN	0-3	L
13	10-30	@	MTL	2-2	T
14	11-3		NYI	3-3	T
15	11-5	@	COL	1-4	L
16	11-7	@	CHI	3-1	W
17	11-10		OTT	3-4	L
18	11-11	@	WSH	5-4*	W
19	11-13		BOS	2-5	L
20	11-18	@	BOS	3-5	L
21	11-20	@	TOR	3-4*	RT
22	11-24	@	TBL	6-3	W
23	11-26	@	FLA	2-6	L
24	12-1	@	NJD	2-3	L
25	12-3		MTL	3-2	W
26	12-4	@	BUF	1-1	T
27	12-6		CGY	3-2*	W
28	12-8		EDM	2-1*	W

1999-00 (CONT'D)

GAME	DATE		OPPONENT	SCORE	RESULT
29	12-15		LAK	8-3	W
30	12-17		WSH	2-3*	RT
31	12-19		TBL	5-4*	W
32	12-21		BUF	1-3	L
33	12-23	@	NYI	2-4	L
34	12-26		NJD	3-3	T
35	12-28	@	PHX	2-2	T
36	12-29	@	DAL	3-4*	RT
37	1-2	@	MTL	2-2	T
38	1-3		STL	2-5	L
39	1-5		TOR	3-2*	W
40	1-8	@	TOR	5-3	W
41	1-9	@	CAR	0-1	L
42	1-15	@	NYI	5-2	W
43	1-16		ATL	6-3	W
44	1-18		CAR	3-2	W
45	1-20	@	CAR	4-1	W
46	1-22	@	STL	4-1	W
47	1-24	@	ATL	6-3	W
48	1-25	@	PIT	4-3	W
49	1-27		TOR	3-4	L
50	1-29	@	OTT	2-3	L
51	1-31		NSH	5-1	W
52	2-2		NJD	1-3	L
53	2-3	@	ATL	6-3	W
54	2-8		NJD	2-2	T
55	2-9	@	NJD	1-4	L
56	2-11		BOS	5-2	W

1999-00 (CONT'D)

GAME	DATE		OPPONENT	SCORE	RESULT
57	2-13		NYI	2-4	L
58	2-15	@	TBL	2-2	T
59	2-16	@	FLA	0-3	L
60	2-18		COL	2-4	L
61	2-20		PHI	2-3	L
62	2-22		PIT	4-3	W
63	2-25	@	BUF	6-3	W
64	2-26	@	OTT	2-4	L
65	3-1		BUF	3-3	T
66	3-3		FLA	4-2	W
67	3-6	@	SJS	1-2	L
68	3-8	@	ANA	4-3*	W
69	3-9	@	LAK	1-3	L
70	3-11	@	PIT	1-3	L
71	3-13		DAL	3-4	L
72	3-15		TBL	4-4	T
73	3-18	@	PHI	3-2	W
74	3-19	@	PIT	4-5	L
75	3-21		FLA	3-4	L
76	3-23		WSH	1-4	L
77	3-26	@	DET	2-8	L
78	3-27		DET	0-6	L
79	4-1	@	BOS	2-2	T
80	4-3	@	WSH	1-4	L
81	4-5		MTL	0-3	L
82	4-9		PHI	1-4	L

*Overtime

ALL-TIME RESULTS GAME-BY-GAME

2000-01

GAME	DATE		OPPONENT	SCORE	RESULT
1	10-7	@	ATL	2-1	W
2	10-11		MTL	3-1	W
3	10-14	@	PIT	6-8	L
4	10-16		ANA	3-4	L
5	10-18	@	CHI	4-2	W
6	10-22		TBL	2-4	L
7	10-24		PHI	4-5	L
8	10-26	@	PHI	0-3	L
9	10-27		PIT	1-4	L
10	10-29		BOS	5-1	W
11	11-1		TBL	6-1	W
12	11-2	@	OTT	5-6	L
13	11-4	@	MTL	5-2	W
14	11-7		EDM	4-3	W
15	11-9	@	WSH	5-3	W
16	11-12		PHX	0-2	L
17	11-15	@	MIN	3-2	W
18	11-17	@	VAN	3-4	L
19	11-18	@	CGY	5-4*	W
20	11-21		TOR	1-3	L
21	11-22	@	NYI	4-3*	W
22	11-24	@	BUF	2-3	L
23	11-26		OTT	3-2	W
24	11-28		LAK	7-6	W
25	11-29	@	NJD	2-5	L
26	12-2	@	TOR	2-8	L
27	12-3		COL	3-6	L
28	12-6		WSH	3-2	W

2000-01 (CONT'D)

GAME	DATE		OPPONENT	SCORE	RESULT
29	12-8		BUF	5-2	W
30	12-9	@	BOS	4-6	L
31	12-12	@	SJS	2-3	L
32	12-14	@	LAK	5-5	T
33	12-15	@	ANA	4-6	L
34	12-18		FLA	6-3	W
35	12-20		STL	3-6	L
36	12-23		NSH	2-3*	OTL
37	12-27	@	CAR	3-4	L
38	12-28		ATL	1-4	L
39	12-31	@	DAL	1-6	L
40	1-4	@	PHX	1-3	L
41	1-6		NJD	5-5	T
42	1-8		DAL	1-2	L
43	1-13	@	BOS	1-4	L
44	1-14		MIN	4-2	W
45	1-16		PHI	4-3*	W
46	1-18		TOR	2-1*	W
47	1-20	@	MTL	2-2	T
48	1-22	@	CAR	5-2	W
49	1-24		CAR	2-3	L
50	1-26		NYI	2-3	L
51	1-27	@	TOR	1-3	L
52	1-29		ATL	2-7	L
53	1-31		MTL	4-2	W
54	2-6		BUF	3-6	L
55	2-9	@	FLA	4-2	W
56	2-11		NJD	1-1	T

2000-01 (CONT'D)

GAME	DATE		OPPONENT	SCORE	RESULT
57	2-12	@	CBJ	4-3	W
58	2-17	@	TBL	5-4	W
59	2-19		CHI	4-2	W
60	2-23	@	PIT	4-6	L
61	2-25	@	PHI	1-2	L
62	2-26		OTT	2-3	L
63	2-28		FLA	4-2	W
64	3-2		PIT	5-7	L
65	3-4	@	NSH	2-5	L
66	3-5		NYI	2-5	L
67	3-9	@	WSH	3-5	L
68	3-10	@	OTT	3-2	W
69	3-12		PIT	3-3	T
70	3-14	@	BUF	3-6	L
71	3-17	@	PHI	1-2	L
72	3-19		WSH	6-3	W
73	3-21	@	NJD	0-4	L
74	3-24		DET	0-6	L
75	3-25		BOS	2-3	L
76	3-28		NYI	4-2	W
77	3-29	@	NYI	6-4	W
78	3-31	@	NJD	4-3	W
79	4-1	@	ATL	4-2	W
80	4-4		CAR	1-3	L
81	4-5	@	TBL	4-3*	W
82	4-7	@	FLA	0-3	L

2001-02

GAME	DATE		OPPONENT	SCORE	RESULT
1	10-5	@	CAR	1-3	L
2	10-7		BUF	5-4*	W
3	10-10		WSH	2-5	L
4	10-13	@	OTT	2-2*	T
5	10-15	@	MTL	2-1	W
6	10-17		NJD	4-3*	W
7	10-19	@	ATL	4-3	W
8	10-20	@	TBL	2-5	L
9	10-22		SJS	1-5	L
10	10-25	@	STL	1-5	L
11	10-27	@	BOS	2-1*	W
12	10-29		DAL	4-2	W
13	10-31		FLA	1-3	L
14	11-2	@	CAR	2-3	L
15	11-3	@	FLA	5-3	W
16	11-6		MIN	3-1	W
17	11-8	@	NYI	6-2	W
18	11-10	@	BUF	4-2	W
19	11-11		MTL	3-2*	W
20	11-14		PHI	4-2	W
21	11-17	@	PIT	0-1*	OTL
22	11-18		ATL	6-2	W
23	11-20		COL	5-3	W
24	11-23	@	WSH	2-6	L
25	11-25		ANA	2-3	L
26	11-27	@	BUF	2-2*	T
27	11-29		CAR	5-0	W
28	12-1	@	MTL	3-1	W

2001-02 (CONT'D)

GAME	DATE		OPPONENT	SCORE	RESULT
29	12-2		TBL	1-0	W
30	12-4	@	WSH	2-5	L
31	12-6		TOR	3-6	L
32	12-8	@	TOR	3-4	L
33	12-10		CAR	3-4*	OTL
34	12-12		NSH	2-4	L
35	12-15		BUF	4-2	W
36	12-17		FLA	4-2	W
37	12-19		NJD	2-2*	T
38	12-21		NYI	1-2	L
39	12-23		OTT	3-2	W
40	12-28	@	SJS	5-3	W
41	12-29	@	LAK	5-4	W
42	12-31	@	PHX	0-5	L
43	1-2	@	EDM	1-4	L
44	1-3	@	COL	2-3*	OTL
45	1-5	@	PIT	1-4	L
46	1-9		LAK	0-4	L
47	1-12	@	PHI	2-4	L
48	1-14		CBJ	2-2*	T
49	1-16	@	CBJ	0-2	L
50	1-17	@	NJD	4-6	L
51	1-22	@	NYI	5-4	W
52	1-23		BOS	8-4	W
53	1-26		WSH	6-3	W
54	1-28		TBL	0-1	L
55	1-30		NYI	3-6	L
56	2-6	@	DET	1-3	L

2001-02 (CONT'D)

GAME	DATE		OPPONENT	SCORE	RESULT
57	2-8	@	ATL	2-1	W
58	2-10		PIT	4-3	W
59	2-13	@	DAL	2-4	L
60	2-26		NJD	3-4	L
61	2-28		OTT	0-3	L
62	3-2		PHI	6-5	W
63	3-4		CGY	3-5	L
64	3-5	@	MIN	3-2*	W
65	3-7	@	CHI	1-5	L
66	3-9	@	PIT	2-3*	OTL
67	3-11		MTL	2-1	W
68	3-13		BOS	1-3	L
69	3-16	@	NJD	1-3	L
70	3-17		DET	3-5	L
71	3-19		VAN	1-3	L
72	3-21	@	OTT	5-2	W
73	3-22		ATL	2-5	L
74	3-25	@	NYI	2-4	L
75	3-27		PHI	2-4	L
76	3-30	@	FLA	4-2	W
77	4-1	@	TBL	6-4	W
78	4-4	@	TOR	4-2	W
79	4-6	@	BOS	6-4	W
80	4-8		PIT	3-2	W
81	4-10		TOR	2-7	L
82	4-13	@	PHI	1-2	L

2002-03

GAME	DATE		OPPONENT	SCORE	RESULT
1	10-9	@	CAR	4-1	W
2	10-11		MTL	1-4	L
3	10-12	@	PIT	0-6	L
4	10-15		TOR	5-4	W
5	10-17	@	BUFL	4-4*	T
6	10-19		NSH	2-2*	T
7	10-21		TBL	2-4	L
8	10-23		WSH	1-2	L
9	10-25		LAK	2-6	L
10	10-26	@	TOR	4-3	W
11	10-28		PHX	3-2*	W
12	10-30	@	TBL	0-3	L
13	11-2	@	BOS	2-3	L
14	11-3		STL	2-3	L
15	11-5		EDM	2-5	W
16	11-7		CGY	1-0*	W
17	11-9	@	CBJ	3-2	L
18	11-11	@	SJS	5-4	W
19	11-14	@	CGY	2-1	W
20	11-16	@	VAN	1-3	L
21	11-19		ANA	3-2*	W
22	11-21	@	NJD	4-4*	T
23	11-23		NYI	1-3	L
24	11-25		CAR	3-1	W
25	11-28	@	ATL	4-7	L
26	11-29	@	DAL	3-3*	T
27	12-1		TBL	4-3	W
28	12-3		CBJ	5-3	W

2002-03 (CONT'D)

GAME	DATE		OPPONENT	SCORE	RESULT
29	12-5	@	PHI	2-3*	OTL
30	12-6		BUF	1-4	L
31	12-8		BOS	1-4	L
32	12-11		CHI	3-4	L
33	12-14	@	TOR	1-4	L
34	12-16		SJS	2-1*	W
35	12-19		MTL	1-3	L
36	12-21	@	DET	2-3	L
37	12-23		NJD	2-2*	T
38	12-26		PIT	1-6	L
39	12-28	@	FLA	2-1*	W
40	12-29	@	TBL	3-5	L
41	12-31	@	CAR	2-0	W
42	1-4		WSH	2-2*	T
43	1-6		OTT	2-5	L
44	1-8		CAR	5-1	W
45	1-9	@	MTL	2-3	L
46	1-11	@	PIT	3-1	W
47	1-13		TOR	5-1	W
48	1-15	@	WSH	2-1*	W
49	1-19		PHI	2-4	L
50	1-21	@	NYI	5-0	W
51	1-23	@	NSH	4-2	W
52	1-25		ATL	1-4	L
53	1-26	@	WSH	2-7	L
54	1-28	@	ATL	2-5	L
55	1-30		COL	3-4*	OTL
56	2-5		OTT	3-5	L

2002-03 (CONT'D)

GAME	DATE		OPPONENT	SCORE	RESULT
57	2-6	@	STL	4-4*	T
58	2-8	@	PHI	1-2	L
59	2-12	@	FLA	3-1	W
60	2-14		PIT	1-0	W
61	2-15	@	BUF	4-5	L
62	2-17	@	OTT	2-3	L
63	2-19	@	MIN	4-2	W
64	2-21	@	ANA	6-2	W
65	2-23	@	COL	1-4	L
66	2-25	@	NJD	3-3*	T
67	2-27		BOS	4-1	W
68	3-1		FLA	5-2	W
69	3-3		NYI	1-1*	T
70	3-7		PHI	5-1	W
71	3-10		FLA	1-2	L
72	3-13	@	OTT	2-3*	OTL
73	3-15	@	NJD	1-3	L
74	3-17		NYI	1-0	W
75	3-19		BUF	3-0	W
76	3-22	@	PHI	2-1	W
77	3-26		PIT	1-3	L
78	3-29	@	BOS	3-1	W
79	3-31		ATL	3-4*	OTL
80	4-1		NYI	2-2*	T
81	4-4		NJD	1-2	L
82	4-5	@	MTL	4-5	L

*Overtime

ALL-TIME RESULTS GAME-BY-GAME

2003-04

GAME	DATE	OPPONENT	SCORE	RESULT
1	10-10	@ MIN	3-5	L
2	10-11	@ CBJ	0-5	L
3	10-16	ATL	0-0*	T
4	10-18	CAR	2-2*	T
5	10-20	FLA	3-1	W
6	10-25	DET	3-1	W
7	10-28	ANA	1-3	L
8	10-30	CAR	4-1	W
9	11-1	@ MTL	5-1	W
10	11-2	COL	2-3*	OTL
11	11-4	DAL	3-0	L
12	11-6	@ CAR	3-6	L
13	11-8	PHI	1-2*	OTL
14	11-10	EDM	4-5	L
15	11-12	PIT	6-2	W
16	11-15	@ NJD	0-5	L
17	11-16	@ CHI	2-2*	T
18	11-18	@ SJS	2-2*	T
19	11-20	@ COL	3-4	L
20	11-23	OTT	6-2	W
21	11-25	@ TBL	2-0	W
22	11-26	@ FLA	3-3*	T
23	11-28	@ PIT	4-1	W
24	11-30	TOR	2-4	L
25	12-2	@ TOR	4-5	L
26	12-4	@ NYI	4-2	W
27	12-7	TBL	2-3	L
28	12-10	MTL	1-2	L

2003-04 (CONT'D)

GAME	DATE	OPPONENT	SCORE	RESULT
29	12-12	@ BUF	3-1	W
30	12-13	@ TOR	1-3	L
31	12-18	NYI	4-3	W
32	12-20	@ OTT	1-3	L
33	12-22	BOS	4-2	W
34	12-26	TOR	5-5*	T
35	12-29	@ PHX	3-2*	W
36	12-30	@ LAK	3-2*	W
37	1-1	@ STL	4-5	L
38	1-3	@ PIT	4-1	W
39	1-5	CGY	0-5	L
40	1-8	@ CAR	2-3	L
41	1-10	@ NYI	3-2	W
42	1-11	TBL	1-2*	OTL
43	1-13	NYI	4-1	W
44	1-15	NJD	3-3*	T
45	1-17	@ MTL	2-2*	T
46	1-19	@ BOS	2-5	L
47	1-20	BOS	1-4	L
48	1-22	PHI	2-4	L
49	1-24	@ OTT	1-9	L
50	1-26	FLA	5-2	W
51	1-28	WSH	1-2	L
52	1-30	BUF	1-3	L
53	1-31	@ BUF	1-3	L
54	2-2	VAN	4-3	W
55	2-4	MIN	3-4	L
56	2-11	@ NJD	3-1	W

2003-04 (CONT'D)

GAME	DATE	OPPONENT	SCORE	RESULT
57	2-12	PHI	1-2	L
58	2-14	@ PHI	2-6	L
59	2-16	OTT	1-4	L
60	2-19	NYI	6-2	W
61	2-21	NJD	3-7	L
62	2-23	MTL	1-4	L
63	2-26	@ NYI	6-3	W
64	2-28	@ NSH	1-2*	OTL
65	2-29	@ ATL	2-3	L
66	3-2	ATL	3-4	L
67	3-4	@ BOS	1-3	L
68	3-5	WSH	3-2	W
69	3-7	PIT	4-7	L
70	3-9	@ ATL	2-0	W
71	3-12	@ TBL	2-5	L
72	3-13	@ FLA	2-3*	OTL
73	3-15	NJD	1-3	L
74	3-18	@ WSH	3-4*	OTL
75	3-20	@ PHI	0-3	L
76	3-21	@ PIT	3-4*	OTL
77	3-23	PIT	2-5	L
78	3-25	NSH	2-4	L
79	3-27	@ PHI	3-1	W
80	3-30	@ NJD	0-5	L
81	3-31	BUF	3-4	L
82	4-3	@ WSH	3-2*	W

2005-06

GAME	DATE	OPPONENT	SCORE	RESULT
1	10-5	@ PHI	5-3	W
2	10-6	MTL	3-4*	OT
3	10-8	@ NJD	2-3*	OT
4	10-10	@ WSH	2-3	L
5	10-13	NJD	4-1	W
6	10-15	ATL	5-1	W
7	10-17	FLA	4-0	W
8	10-19	NYI	2-3**	OT
9	10-20	@ NYI	4-5	L
10	10-22	@ BUF	1-3	L
11	10-27	NYI	3-1	W
12	10-29	@ MTL	5-2	W
13	10-31	MTL	1-4	L
14	11-3	@ NJD	4-2	W
15	11-5	NJD	3-2**	W
16	11-7	PIT	2-3	L
17	11-9	@ FLA	4-3**	W
18	11-10	@ TBL	5-2	W
19	11-12	@ PIT	6-1	W
20	11-15	@ TOR	1-2	L
21	11-17	@ CAR	1-5	L
22	11-19	CAR	4-3	W
23	11-20	BOS	3-2	W
24	11-22	@ BUF	3-2**	W
25	11-24	@ ATL	6-3	W
26	11-26	WSH	3-2**	W
27	12-1	PIT	2-1	W
28	12-3	@ WSH	1-5	L

2005-06 (CONT'D)

GAME	DATE	OPPONENT	SCORE	RESULT
29	12-5	MIN	3-1	W
30	12-7	@ CHI	1-2*	OT
31	12-8	@ NSH	5-1	W
32	12-10	@ STL	5-4*	W
33	12-13	VAN	2-3	L
34	12-18	COL	1-2	L
35	12-20	NJD	1-3	L
36	12-22	TBL	4-2	W
37	12-26	@ OTT	2-6	L
38	12-28	@ NYI	6-2	W
39	12-31	@ PIT	3-4*	OT
40	1-3	TBL	0-1*	OT
41	1-5	PHI	3-4*	OT
42	1-7	FLA	4-0	W
43	1-10	CGY	4-2	W
44	1-12	EDM	5-4*	W
45	1-14	@ DET	3-4	L
46	1-16	@ CBJ	3-4	L
47	1-19	@ PIT	4-2	W
48	1-21	@ BOS	3-2**	W
49	1-22	NJD	3-1	W
50	1-24	BUF	1-2	L
51	1-28	PIT	7-1	W
52	1-30	PHI	2-3*	OT
53	2-1	PIT	3-1	W
54	2-2	NYI	5-2	W
55	2-4	@ PHI	4-3*	W
56	2-8	OTT	5-1	W

2005-06 (CONT'D)

GAME	DATE	OPPONENT	SCORE	RESULT
57	2-10	TOR	4-2	W
58	2-11	@ TOR	4-2	W
59	3-2	@ PHI	6-1	W
60	3-4	@ NJD	1-2	L
61	3-6	CAR	1-2	L
62	3-8	@ ATL	2-3**	OT
63	3-11	@ MTL	0-1	L
64	3-12	ATL	2-3*	OT
65	3-14	@ CAR	3-5	L
66	3-16	WSH	5-4	W
67	3-18	TOR	5-2	W
68	3-20	BOS	5-2	W
69	3-22	PHI	3-6	L
70	3-24	@ FLA	2-3**	OT
71	3-25	@ TBL	3-4**	OT
72	3-27	BUF	5-4**	W
73	3-29	NYI	5-1	W
74	3-30	@ OTT	1-4	L
75	4-4	PHI	3-2**	W
76	4-6	NYI	3-1	W
77	4-8	@ BOS	4-3*	W
78	4-9	@ NJD	2-3	L
79	4-11	NYI	2-3	L
80	4-13	@ PIT	3-5	L
81	4-15	@ PHI	1-4	L
82	4-18	OTT	1-5	L

2006-07

GAME	DATE	OPPONENT	SCORE	RESULT
1	10-5	WSH	5-2	W
2	10-7	@ PHI	5-4**	W
3	10-10	PHI	2-4	L
4	10-12	PIT	5-6	L
5	10-14	@ BUF	4-7	L
6	10-16	NJD	4-2	W
7	10-18	NSH	0-3	L
8	10-21	@ TOR	5-4**	W
9	10-25	FLA	2-4	L
10	10-28	@ PHX	7-3	W
11	10-30	@ LAK	1-4	L
12	11-1	@ ANA	4-3*	W
13	11-2	@ SJS	3-1	W
14	11-5	BUF	3-4*	OT
15	11-8	@ FLA	4-3**	W
16	11-10	@ ATL	5-2	W
17	11-11	@ WSH	1-3	L
18	11-14	NJD	3-2	W
19	11-15	@ CAR	1-2	L
20	11-18	@ PIT	1-3	L
21	11-19	TBL	4-1	W
22	11-21	CAR	4-0	W
23	11-25	@ PIT	2-1*	W
24	11-26	BUF	2-3*	OT
25	11-28	ATL	4-5*	OT
26	12-1	@ BUF	3-4**	OT
27	12-3	NYI	4-7	L
28	12-7	PIT	3-2**	W

2006-07 (CONT'D)

GAME	DATE	OPPONENT	SCORE	RESULT
29	12-9	@ OTT	3-1	W
30	12-10	FLA	2-1	W
31	12-12	@ PHI	3-1	W
32	12-14	@ DAL	5-2	W
33	12-16	@ TOR	2-9	L
34	12-17	NJD	1-6	L
35	12-19	NYI	3-4	L
36	12-21	@ FLA	2-3	L
37	12-23	@ TBL	3-4	L
38	12-26	@ NYI	0-2	L
39	12-29	@ OTT	0-1	L
40	12-20	WSH	4-1	W
41	1-2	@ NJD	3-2**	W
42	1-4	PHI	3-2	W
43	1-6	@ MTL	4-3	W
44	1-9	NYI	3-5	L
45	1-11	OTT	4-6	L
46	1-13	BOS	3-1	W
47	1-16	@ NJD	0-1	L
48	1-20	ATL	1-3	L
49	1-27	@ PHI	2-1	W
50	1-29	@ BOS	6-1	W
51	1-31	TOR	1-2	L
52	2-3	@ TBL	2-3	L
53	2-5	DET	3-4	L
54	2-6	@ NJD	2-3**	OT
55	2-9	TBL	5-0	W
56	2-10	@ WSH	5-2	W

2006-07 (CONT'D)

GAME	DATE	OPPONENT	SCORE	RESULT
57	2-15	@ CAR	4-1	W
58	2-17	PHI	3-5	L
59	2-18	CHI	2-1	W
60	2-20	@ NJD	1-2	L
61	2-22	NJD	2-3**	OT
62	2-24	CBJ	2-3	L
63	2-27	MTL	4-0	W
64	3-1	PIT	3-4**	OT
65	3-3	STL	3-2**	W
66	3-5	NYI	2-1**	W
67	3-8	@ NYI	2-1	W
68	3-10	@ PIT	2-3*	OT
69	3-11	CAR	2-1**	W
70	3-13	OTT	2-3	L
71	3-16	@ ATL	1-2*	OT
72	3-17	BOS	7-0	W
73	3-19	PIT	2-1	W
74	3-21	PHI	5-0	W
75	3-24	@ BOS	2-1**	W
76	3-25	@ NYI	2-1*	W
77	3-27	@ MTL	4-6	L
78	3-31	@ PHI	6-4	W
79	4-1	TOR	7-2	W
80	4-3	@ NYI	2-3**	OT
81	4-5	MTL	3-1	W
82	4-7	@ PIT	1-2	L

* Overtime
** Shootout

ALL-TIME RESULTS GAME-BY-GAME

2007-08

GAME	DATE		OPPONENT	SCORE	RESULT
1	10-4		FLA	5-2	W
2	10-6	@	OTT	0-2	L
3	10-10	@	NYI	1-2	L
4	10-12		WSH	3-1	W
5	10-13		OTT	1-3	L
6	10-18	@	ATL	3-5	L
7	10-20	@	BOS	0-1**	OT
8	10-23	@	PIT	0-1	L
9	10-25		NJD	2-0	W
10	10-27		TOR	1-4	L
11	10-29		TBL	3-1	W
12	11-1		WSH	2-0	W
13	11-3		NJD	2-1**	W
14	11-5		PHI	2-0	W
15	11-6	@	NYI	2-3	L
16	11-8		PIT	4-2	W
17	11-10	@	TOR	3-2**	W
18	11-14	@	NJD	4-2	W
19	11-15	@	PHI	4-3**	W
20	11-17	@	PIT	4-3*	W
21	11-19		NYI	1-2	L
22	11-21	@	TBL	2-1	W
23	11-23	@	FLA	2-3**	OT
24	11-25		DAL	2-3	L
25	11-29		NYI	4-2	W
26	12-1	@	OTT	5-2	W
27	12-3		CAR	0-4	L
28	12-6		TOR	2-6	L

2007-08 (CONT'D)

GAME	DATE		OPPONENT	SCORE	RESULT
29	12-7	@	ATL	2-4	L
30	12-9		NJD	1-0*	W
31	12-12	@	WSH	4-5*	OT
32	12-16		PHX	1-5	L
33	12-18		PIT	4-0	W
34	12-20	@	MIN	3-6	L
35	12-21	@	COL	3-4*	OT
36	12-23		OTT	1-3	L
37	12-26		CAR	4-2	W
38	12-29	@	TOR	6-1	W
39	12-30		MTL	4-3*	W
40	1-2	@	CGY	3-4	L
41	1-3	@	VAN	0-3	L
42	1-5	@	EDM	2-3**	OT
43	1-8		TBL	3-5	L
44	1-10		PHI	2-6	L
45	1-12		MTL	4-1	W
46	1-14	@	PIT	1-4	L
47	1-16		BUF	2-1	W
48	1-19	@	BOS	3-4**	OT
49	1-20		BOS	1-3	L
50	1-22		ATL	4-0	W
51	1-24		ATL	2-1**	W
52	1-29	@	CAR	1-3	L
53	1-31	@	PHI	4-0	W
54	2-1	@	NJD	3-1	W
55	2-3	@	MTL	5-3	W
56	2-5		LAK	2-4	L

2007-08 (CONT'D)

GAME	DATE		OPPONENT	SCORE	RESULT
57	2-7		ANA	1-4	L
58	2-9	@	PHI	2-0	W
59	2-10	@	WSH	2-3*	OT
60	2-16		BUF	5-1	W
61	2-17		SJS	3-1	W
62	2-19	@	MTL	5-6**	OT
63	2-23	@	BUF	4-3	W
64	2-24		FLA	5-0	W
65	2-28	@	CAR	4-2	W
66	3-2		PHI	5-4**	W
67	3-4		NYI	3-4**	OT
68	3-6	@	NYI	4-1	W
69	3-9		BOS	1-0**	W
70	3-10	@	BUF	3-2**	W
71	3-14	@	FLA	2-3	L
72	3-15	@	TBL	0-3	L
73	3-18		PIT	5-2	W
74	3-19	@	NJD	2-1**	W
75	3-21	@	PHI	3-4**	OT
76	3-25		PHI	1-2*	OT
77	3-27		NJD	3-2	W
78	3-30	@	PIT	1-3	L
79	3-31		PIT	2-1*	W
80	4-3	@	NYI	3-0	W
81	4-4		NYI	3-4**	OT
82	4-6	@	NJD	2-3**	OT

2010-11

GAME	DATE	OPPONENT	SCORE	RESULT
1	10-9	@ BUF	6-3	W
2	10-11	@ NYI	4-6	L
3	10-15	TOR	3-4 *	OT
4	10-18	COL	1-3	L
5	10-21	@ TOR	2-1	W
6	10-23	@ BOS	3-2	W
7	10-24	NJD	3-1	W
8	10-27	ATL	4-6	L
9	10-29	CAR	3-4	L
10	10-30	@ TOR	2-0	W
11	11-1	CHI	3-2	W
12	11-4	@ PHI	1-4	L
13	11-5	@ NJD	3-0	W
14	11-7	STL	0-2	L
15	11-9	WAS	3-5	L
16	11-11	BUF	3-2 *	OT
17	11-14	EDM	8-2	W
18	11-15	@ PIT	3-2 *	OT
19	11-17	BOS	2-3	L
20	11-19	@ COL	1-5	L
21	11-20	@ MIN	5-2	W
22	11-22	CGY	2-1	W
23	11-24	@ TBL	3-5	L
24	11-26	@ FLA	3-0	W
25	11-27	@ NSH	2-1 **	OT
26	11-29	PIT	1-3	L
27	12-2	@ NYI	6-5	W
28	12-3	NYI	2-0	W

2010-11 (CONT'D)

GAME	DATE	OPPONENT	SCORE	RESULT
29	12-5	OTT	1-3	L
30	12-9	@ OTT	5-3	W
31	12-11	@ CBJ	1-3	L
32	12-12	WSH	7-0	W
33	12-15	@ PIT	4-1	W
34	12-16	PHO	4-3**	OT
35	12-18	@ PHI	1-4	L
36	12-23	TB	3-4**	OT
37	12-27	NYI	7-2	W
38	12-29	@ NJ	3-1	W
39	1-1	@ TB	1-2*	OT
40	1-2	@ FLA	0-3	L
41	1-5	CAR	2-1*	OT
42	1-7	@ DAL	3-2**	OT
43	1-8	@ STL	2-1	W
44	1-11	MTL	1-2	L
45	1-13	VAN	1-0	W
46	1-15	@ MTL	2-3	L
47	1-16	PHI	2-3	L
48	1-17	TOR	7-0	W
49	1-20	@ CAR	1-4	L
50	1-22	@ ATL	3-2**	OT
51	1-24	@ WSH	2-1**	OT
52	1-25	FLA	3-4	L
53	2-1	PIT	3-4**	OT
54	2-3	NJ	2-3	L
55	2-5	@ MTL	0-2	L
56	2-7	@ DET	2-3	L

2010-11 (CONT'D)

GAME	DATE	OPPONENT	SCORE	RESULT
57	2-11	@ ATL	2-3	L
58	2-13	PIT	5-3	W
59	2-17	LA	4-3**	OT
60	2-18	@ NJ	0-1	L
61	2-20	PHI	2-4	L
62	2-22	@ CAR	4-3**	OT
63	2-25	@ WSH	6-0	W
64	2-27	TB	1-2	L
65	3-1	BUF	2-3	L
66	3-3	MIN	1-3	L
67	3-4	@ OTT	4-1	W
68	3-6	PHI	7-0	W
69	3-9	@ ANA	2-5	L
70	3-12	@ SJ	3-2**	OT
71	3-15	NYI	6-3	W
72	3-18	MTL	6-3	W
73	3-20	@ PIT	5-2	W
74	3-22	FLA	1-0	W
75	3-24	OTT	1-2**	OT
76	3-26	@ BOS	1-0	W
77	3-30	@ BUF	0-1	L
78	3-31	@ NYI	2-6	L
79	4-3	@ PHI	3-2**	OT
80	4-4	BOS	5-3	W
81	4-7	ATL	0-3	L
82	4-9	NJD	5-2	W

2011-12

GAME	DATE	OPPONENT	SCORE	RESULT
1	10-7	@ LA	2-3*	OT
2	10-8	@ ANA	1-2**	OT
3	10-15	@ NYI	2-4	L
4	10-18	@ VAN	4-0	W
5	10-20	@ CGY	3-2*	W
6	10-22	@ EDM	0-2	L
7	10-24	@ WPG	2-1	W
8	10-27	TOR	2-4	L
9	10-29	OTT	4-5**	OT
10	10-31	SJ	5-2	W
11	11-3	ANA	2-1**	W
12	11-5	MTL	5-3	W
13	11-6	WPG	3-0	W
14	11-9	@ OTT	3-2	W
15	11-11	CAR	5-1	W
16	11-15	@ NYI	4-2	W
17	11-19	@ MTL	0-4	L
18	11-23	@ FLA	1-2	L
19	11-25	@ WSH	6-3	W
20	11-26	PHI	2-0	W
21	11-29	PIT	4-3	W
22	12-1	@ CAR	5-3	W
23	12-3	@ TBL	4-2	W
24	12-5	TOR	2-4	L
25	12-8	TBL	2-3**	OT
26	12-10	@ BUF	4-1	W
27	12-11	FLA	6-1	W
28	12-13	DAL	0-1	L

2011-12 (CONT'D)

GAME	DATE	OPPONENT	SCORE	RESULT
29	12-15	@ STL	1-4	L
30	12-17	@ PHX	3-2	W
31	12-20	@ NJD	4-1	W
32	12-22	NYI	4-2	W
33	12-23	PHI	4-2	W
34	12-26	NYI	3-0	W
35	12-28	@ WSH	1-4	L
36	12-30	@ FLA	4-1	W
37	1-2	@ PHI	3-2	W
38	1-5	FLA	3-2*	W
39	1-6	@ PIT	3-1	W
40	1-10	PHX	2-1**	W
41	1-12	OTT	0-3	L
42	1-14	@ TOR	3-0	W
43	1-15	@ MTL	1-4	L
44	1-17	NSH	3-0	W
45	1-19	PIT	1-4	L
46	1-21	@ BOS	3-2*	W
47	1-24	WPG	3-0	W
48	1-31	@ NJD	3-4**	OT
49	2-1	@ BUF	1-0**	W
50	2-5	PHI	5-2	W
51	2-7	NJD	0-1	L
52	2-9	TBL	4-3*	W
53	2-11	@ PHI	5-2	W
54	2-12	WSH	3-2	W
55	2-14	@ BOS	3-0	W
56	2-16	CHI	2-4	L

2011-12 (CONT'D)

GAME	DATE	OPPONENT	SCORE	RESULT
57	2-19	CBJ	3-2*	W
58	2-21	@ PIT	0-2	L
59	2-24	@ NYI	3-4**	OT
60	2-25	BUF	3-2*	W
61	2-27	NJD	2-0	W
62	3-1	@ CAR	3-2	W
63	3-2	@ TBL	3-4*	OT
64	3-4	BOS	4-3	W
65	3-6	@ NJD	1-4	L
66	3-8	@ OTT	1-4	L
67	3-9	@ CHI	3-4	L
68	3-11	NYI	4-3	W
69	3-13	CAR	4-2	W
70	3-15	PIT	2-5	L
71	3-17	COL	1-3	L
72	3-19	NJD	4-2	W
73	3-21	DET	2-1*	W
74	3-23	BUF	1-4	L
75	3-24	@ TOR	4-3**	W
76	3-27	@ MIN	3-2	W
77	3-28	@ WPG	4-2	W
78	3-30	MTL	4-1	W
79	4-1	BOS	1-2	L
80	4-3	@ PHI	5-3	W
81	4-5	@ PIT	2-5	L
82	4-7	WSH	1-4	L

* Overtime
** Shootout

ALL-TIME RESULTS GAME-BY-GAME

2012-13

GAME	DATE	OPPONENT	SCORE	RESULT
1	1-19	@ BOS	1-3	L
2	1-20	PIT	3-6	L
3	1-23	BOS	4-3*	W
4	1-24	@ PHI	1-2	L
5	1-26	TOR	5-2	W
6	1-29	PHI	2-1	W
7	1-31	PIT	0-3	L
8	2-2	@ TBL	3-2	W
9	2-5	@ NJD	1-3	L
10	2-7	NYI	4-1	W
11	2-10	TBL	5-1	W
12	2-12	@ BOS	4-3**	W
13	2-14	NYI	3-4**	OT
14	2-17	WSH	2-1	W
15	2-19	MTL	1-3	L
16	2-21	@ OTT	2-3**	OT

2012-13 (CONT'D)

GAME	DATE	OPPONENT	SCORE	RESULT
17	2-23	@ MTL	0-3	L
18	2-26	WPG	3-4	L
19	2-28	TBL	4-1	W
20	3-3	BUF	3-2**	W
21	3-5	PHI	4-2	W
22	3-7	@ NYI	2-1*	W
23	3-8	OTT	2-3	L
24	3-10	@ WSH	4-1	W
25	3-12	@ BUF	1-3	L
26	3-14	@ WPG	1-3	L
27	3-16	@ PIT	0-3	L
28	3-18	CAR	2-1**	W
29	3-19	@ NJD	3-2	W
30	3-21	FLA	1-3	L
31	3-24	WSH	2-3**	OT
32	3-26	@ PHI	5-2	W

2012-13 (CONT'D)

GAME	DATE	OPPONENT	SCORE	RESULT
33	3-28	@ OTT	0-3	L
34	3-30	@ MTL	0-3	L
35	4-1	WPG	4-2	W
36	4-3	PIT	6-1	W
37	4-5	@ PIT	1-2**	OT
38	4-6	@ CAR	4-1	W
39	4-8	@ TOR	3-4	L
40	4-10	TOR	3-2**	W
41	4-13	@ NYI	1-0*	W
42	4-16	@ PHI	2-4	L
43	4-18	FLA	6-1	W
44	4-19	@ BUF	8-4	W
45	4-21	NJD	4-1	W
46	4-23	@ FLA	2-3	L
47	4-25	@ CAR	4-3*	W
48	4-27	NJD	4-0	W

2013-14

GAME	DATE	OPPONENT	SCORE	RESULT
1	10-3	@ PHX	1-4	L
2	10-7	@ LAK	3-1	W
3	10-8	@ SJS	2-9	L
4	10-10	@ ANA	0-6	L
5	10-12	@ STL	3-5	L
6	10-16	@ WSH	2-0	W
7	10-19	@ NJD	0-4	L
8	10-24	@ PHI	1-2	L
9	10-26	@DET	3-2*	W
10	10-28	MTL	0-2	L
11	10-29	@ NYI	3-2	W
12	10-31	BUF	2-0	W
13	11-2	CAR	5-1	W
14	11-4	ANA	1-2	L
15	11-6	PIT	5-1	W
16	11-7	@ CBJ	4-2	W
17	11-10	FLA	4-3	W
18	11-12	NJD	2-3	L
19	11-16	@ MTL	1-0	W
20	11-17	LAK	0-1	L
21	11-19	BOS	1-2	L
22	11-21	@ DAL	3-2	W
23	11-23	@ NSH	2-0	W
24	11-25	@ TBL	0-5	L
25	11-27	@ FLA	5-2	W
26	11-29	@ BOS	2-3	L
27	11-30	VAN	5-2	W
28	12-2	WPG	2-5	L

2013-14 (CONT'D)

GAME	DATE	OPPONENT	SCORE	RESULT
29	12-5	@ BUF	3-1	W
30	12-7	NJD	3-4*	OT
31	12-8	WSH	1-4	L
32	12-10	NSH	1-4	L
33	12-12	CBJ	2-4	L
34	12-15	CGY	4-3**	W
35	12-18	PIT	3-4**	OT
36	12-20	NYI	3-5	L
37	12-22	MIN	4-1	W
38	12-23	TOR	2-1**	W
39	12-27	@ WSH	2-3	L
40	12-29	@ TBL	4-3	W
41	12-31	@ FLA	2-1**	W
42	1-3	@ PIT	2-5	L
43	1-4	@ TOR	7-1	W
44	1-6	CBJ	3-4**	OT
45	1-8	@ CHI	3-2	W
46	1-10	DAL	3-2	W
47	1-12	PHI	4-1	W
48	1-14	TBL	1-2	L
49	1-16	DET	1-0	W
50	1-18	@ OTT	4-1	W
51	1-19	WSH	4-1	W
52	1-21	NYI	3-5	L
53	1-23	STL	1-2	L
54	1-26	@ NJD	7-3	W
55	1-29	@ NYI	2-1	W
56	1-31	NYI	4-1	W

2013-14 (CONT'D)

GAME	DATE	OPPONENT	SCORE	RESULT
57	2-4	COL	5-1	W
58	2-6	EDM	1-2	L
59	2-7	@ PIT	4-3**	W
60	2-27	CHI	2-1	W
61	3-1	@ PHI	2-4	L
62	3-2	BOS	3-6	L
63	3-5	TOR	2-3*	OT
64	3-7	@ CAR	4-2	W
65	3-9	DET	3-0	W
66	3-11	@ CAR	1-3	L
67	3-13	@ MIN	1-2	L
68	3-14	@ WPG	4-2	W
69	3-16	SJS	0-1	L
70	3-18	@ OTT	8-4	W
71	3-21	@ CBJ	3-1	W
72	3-22	@ NJD	2-0	W
73	3-24	PHX	4-3*	W
74	3-26	PHI	3-1	W
75	3-28	@ CGY	3-4	L
76	3-30	@ EDM	5-0	W
77	4-1	@ VAN	3-1	W
78	4-3	@ COL	2-3**	OT
79	4-5	OTT	2-3	L
80	4-8	CAR	4-1	W
81	4-10	BUF	2-1	W
82	4-12	@ MTL	0-1*	OT

* Overtime
** Shootout

ALL-TIME TRANSACTIONS

Transactions listed here involve only direct trades with other teams that include players who played at least one NHL game with the Rangers, NHL Entry Draft Picks, or players who began their careers in the Rangers organization and made their NHL debut with another team. Also listed are NHL roster players obtained or lost on waivers, as well as players who joined or left the Rangers organization through the Inter-league, Intraleague, Dispersal, Expansion or Waiver Drafts, and players who signed as undrafted or unrestricted free agents and later played at least one NHL game for the Rangers.

1926-27 SEASON

Aug. 14, 1926 –	Clarence "Taffy" Abel signed as free agent.
Sept. 2, 1926 –	Lorne Chabot, Ivan "Ching" Johnson, Murray Murdoch, Melville "Sparky" Vail, and Frank Waite signed as free agents.
Sept. 28, 1926 –	Cash to Vancouver (WHL) for Frank Boucher.
Oct. 9, 1926 –	Cash to Vancouver (WHL) for Reg Mackey.
Oct. 12, 1926 –	Paul Thompson signed as free agent.
Oct. 18, 1926 –	Cash to Saskatoon (WHL) for Bill Cook and Fred "Bun" Cook.
Oct. 19, 1926 –	Cash to Edmonton (WHL) for Leroy Goldsworthy.
Oct. 25, 1926 –	Cash to Vancouver (WHL) for Ollie Reinikka.
Oct. 27, 1926 –	Cash to Calgary (WHL) for Hal Winkler.
Nov. 9, 1926 –	Bill Boyd, Patsy Callighen, and Bud Maracle signed as free agents.
Nov. 23, 1926 –	Stan Brown signed as free agent.
Jan. 17, 1927 –	Hal Winkler to Boston for cash.
Jan. 24, 1927 –	Cash to Toronto for Leo Bourgeault.

1927-28 SEASON

Aug. 22. 1927 –	Alex "Peanuts" Gray signed as free agent.
Oct. 1, 1927 –	Eric Pettinger to Toronto as compensation for the September signing of Harry "Yip" Foster, a restricted free agent whose territorial rights had been held by Maple Leafs.
Oct. 10, 1927 –	Stan Brown to Detroit for Harry Meeking and Archie Briden.
Oct. 13, 1927 –	Cash to N.Y. Americans for Laurie Scott.
Nov. 8, 1927 –	Reg Mackey to Boston (Can-Am) for cash.
Nov. 11, 1927 –	Ollie Reinikka to Stratford (Can-Pro) for cash.
April 10, 1928 –	Cash to N.Y. Americans for loan of Joe Miller for remainder of season.

1928-29 SEASON

May 14, 1928 –	Andy Aitkenhead claimed from Saskatoon (PCHL) and Gene Carrigan claimed from Hollywood (Cal-Pro) in Interleague Draft.
July 17, 1928 –	Alex "Peanuts" Gray and cash to Toronto for Butch Keeling.
Oct. 1, 1928 –	Myles Lane signed as free agent.
Oct. 16, 1928 –	Art Chapman, Abbie Cox and Frank Waite to Providence (Can-Am) for cash.
Oct. 18, 1928 –	Lorne Chabot and cash to Toronto for John Ross Roach.
Dec. 12, 1928 –	Cash to Montreal Maroons for Russ Oatman.
Jan. 21, 1929 –	Myles Lane to Boston for cash.
Feb. 14, 1929 –	Cash to Montreal for loan of Gerry "Stub" Carson for remainder of season.
April 15, 1929 –	Clarence "Taffy" Abel to Chicago for cash.

1929-30 SEASON

May 13, 1929 –	Leo Quenneville claimed from Newark (Can-Am) in Interleague Draft. Bill Boyd assigned to Springfield (Can-Am) roster and claimed by N.Y. Americans in Interleague Draft.
Oct. 8, 1929 –	Andy Aitkenhead to Portland (PCHL) for cash.
Oct. 18, 1929 –	Laurie Scott to Duluth (AHA) for cash.
Oct. 30, 1929 –	Russ Oatman to Hamilton (IHL) for cash.
Dec. 10, 1929 –	Orville "Obs" Heximer signed as free agent.
Jan. 8, 1930 –	Ralph Taylor claimed off waivers from Chicago.
Feb. 6, 1930 –	Cash to N.Y. Americans for Leo Reise.
Feb. 14, 1930 –	Harry "Yip" Foster and cash to Boston (Can-Am) for Bill Regan.
Feb. 17, 1930 –	Cash to Philadelphia (Can-Am) for Frank Peters.

1930-31 SEASON

May 6, 1930 –	Cash to Vancouver (PCHL) for Jack "Red" Beattie and Joe Jerwa.
Sept. 11, 1930 –	Cash to London (IHL) for Eddie Rodden. Cash to Boston (Can-Am) for Frank Waite.
Oct. 14, 1930 –	Leo Quenneville to London (IHL) for cash.
Oct. 22, 1930 –	Leo Reise Sr. to London (IHL) for cash.
Oct. 27, 1930 –	Ralph Taylor to Chicago (AHA) for cash. Sparky Vail to Providence (Can-Am) for cash.
Oct. 29, 1930 –	Leroy Goldsworthy to London (IHL) for cash. Gord Pettinger signed as free agent.
Dec. 7, 1930 –	Leo Bourgeault to Ottawa for cash.
Dec. 12, 1930 –	Jack "Red" Beattie to Boston to resolve territorial dispute over signing of Beattie and Joe Jerwa on May 6, 1930, because Boston claimed rights to both players. Rangers allowed to retain Jerwa.
Jan. 1, 1931 –	Cecil Dillon called up from Springfield and signed to first NHL contract.
Jan. 3, 1931 –	Eddie Rodden to Pittsburgh (IHL) for cash. Cash to Vancouver (PCHL) for Sam McAdam. Cash to Tacoma (PCHL) for Ernest Kenny.

ALL-TIME TRANSACTIONS

1931-32 SEASON

April 19, 1931 –	Cash to Portland (PCHL) for Andy Aitkenhead.
May 9, 1931 –	Earl Seibert and Ott Heller called up from Springfield and signed to first NHL contracts.
Aug. 20, 1931 –	Joe Jerwa and cash to Boston for Norm "Dutch" Gainor and Ossie Asmundson.
Sept. 27, 1931 –	Paul Thompson to Chicago for Art Somers and Vic Desjardins. Cliff Barton, Jim Jarvis, and Hib Milks claimed from Philadelphia in Dispersal Draft.
Oct. 19, 1931 –	Frank Peters to Detroit for cash.
Oct. 21, 1931 –	Frank Waite to Syracuse (IAHL) for cash.
Oct. 27, 1931 –	Gene Carrigan to Chicago for cash.

1932-33 SEASON

July 20, 1932 –	Cash to Montreal Maroons for Babe Siebert.
Aug. 22, 1932 –	Orville "Obs" Heximer to Boston for cash.
Oct. 4, 1932 –	Lorne Carr and cash to Buffalo (IHL) for Carl Voss.
Oct. 13, 1932 –	Clint Smith signed as free agent.
Oct. 25, 1932 –	John Ross Roach to Detroit for cash.
Dec. 11, 1932 –	Carl Voss to Detroit for cash.
Dec. 18, 1932 –	Norm "Dutch" Gainor to Ottawa for cash. Russ Blinco to Montreal Maroons for cash.
March 9, 1933 –	Cash to Vancouver (WCHL) for Jean Pusie.

1933-34 SEASON

April 8, 1933 –	Cash to Buffalo (IHL) for Lorne Carr.
Oct. 11, 1933 –	Gord Pettinger to Detroit for cash.
Dec. 18, 1933 –	Babe Siebert to Boston for Vic Ripley and Roy Burmeister.
Jan. 3, 1934 –	Cash to N.Y. Americans for Duke Dutkowski.
Jan. 30, 1934 –	Lorne Carr to Syracuse (IHL) for cash.
Feb. 3, 1934 –	Danny Cox signed as free agent.

1934-35 SEASON

April 11, 1934 –	Cash to Toronto for Alex Levinsky.
Sept. 27, 1934 –	Cash to Vancouver (NWHL) for Charlie Mason.
Oct. 1, 1934 –	Ossie Asmundson to Detroit for cash.
Oct. 10, 1934 –	Jean Pusie to Boston for Percy Jackson.
Oct. 26, 1934 –	Bert Connelly signed as free agent.
Nov. 18, 1934 –	Percy Jackson to Boston for cash.
Nov. 29, 1934 –	Vic Ripley to St. Louis for cash.
Dec. 14, 1934 –	Cash to Montreal Maroons for Dave Kerr.
Dec. 23, 1934 –	Cash to Montreal Maroons for Harold Starr.
Jan. 16, 1935 –	Alex Levinsky to Chicago for cash.
Jan. 29, 1935 –	Cash to Montreal Maroons for loan of Bill MacKenzie for remainder of season.

1935-36 SEASON

May 11, 1935 –	Bobby Kirk claimed from Vancouver (NWHL) in Interleague Draft.
Oct. 15, 1935 –	Glenn Brydson and Vern Ayres claimed from St. Louis in Dispersal Draft.
Oct. 18, 1935 –	Mac Colville, Neil Colville, Bert Gardiner, Babe Pratt, and Alex Shibicky signed as free agents.
Oct. 24, 1935 –	Joe Cooper signed as free agent.
Oct. 26, 1935 –	Cash to Montreal Maroons for Sammy McManus.
Oct. 27, 1935 –	Phil Watson signed as free agent.
Oct. 30, 1935 –	George Brown to Montreal Maroons for Eddie Wares.
Dec. 28, 1935 –	Ray Getliffe to Boston for cash.
Jan. 15, 1936 –	Earl Seibert to Chicago for Art Coulter.
Jan. 26, 1936 –	Glenn Brydson to Chicago for Howie Morenz.
Jan. 30, 1936 –	Harold Starr to Cleveland (IHL) for cash.

ALL-TIME TRANSACTIONS

1936-37 SEASON

May 7, 1936 –	Murray Armstrong claimed off N.Y. Rovers roster by Toronto in Interleague Draft.
Sept. 1, 1936 –	Howie Morenz to Montreal for cash.
Sept. 2, 1936 –	Sammy McManus to Montreal for cash.
Sept. 10, 1936 –	Fred "Bun" Cook to Boston for cash.
Oct. 26, 1936 –	Murray "Muzz" Patrick signed as free agent.
Nov. 1, 1936 –	Joe Krol signed as free agent.
Dec. 9, 1936 –	Cliff Barton signed as free agent.

1937-38 SEASON

May 9, 1937 –	Norm Mann claimed from Syracuse (IAHL) in Interleague Draft.
Oct. 12, 1937 –	Cash to Vancouver (PCHL) for Bill Carse.
Jan. 17, 1938 –	Eddie Wares to Detroit for cash and loan of John Sherf for remainder of season.
Feb. 24, 1938 –	Wilbert "Dutch" Hiller signed as free agent.

1938-39 SEASON

Oct. 21, 1938 –	Charlie Mason to Detroit for cash.
Nov. 15, 1938 –	Norm Mann to Toronto for cash.
Jan. 16, 1939 –	Joe Cooper to Chicago for Alex Levinsky and cash.

1939-40 SEASON

May 12, 1939 –	Claimed Hal Cooper from Providence (AHL) in Interleague Draft.
May 17, 1939 –	George Allen and Bill Carse to Chicago for cash. Cecil Dillon to Detroit for cash.
Oct. 13, 1939 –	Johnny Polich signed as free agent.
Oct. 18, 1939 –	Larry Molyneaux to Cleveland (AHL) for cash.
Oct. 23, 1939 –	Stan Smith signed as free agent.
April 4, 1940 –	Cliff Barton and Joe Krol to Hershey (AHL) for cash.

1940-41 SEASON

April 26, 1940 –	Bert Gardiner and cash to Montreal for Claude Bourque.
Oct. 21, 1940 –	Herb Foster and Bill Juzda signed as free agents.

1941-42 SEASON

April 8, 1941 –	Wilbert "Dutch" Hiller claimed off waivers by Detroit.
June 27, 1941 –	Norm Burns claimed from Minnesota (AHA), Scotty "Angus" Cameron claimed from Philadelphia (AHL), and Grant Warwick claimed from Hershey (AHL) in Interleague Draft.
Sept. 8, 1941 –	Bill Allum, Murdo MacKay and Claude Bourque to Buffalo (AHL) for cash.
Sept. 9, 1941 –	Herb Foster and Stan Smith to Cleveland (AHL) for cash.
Sept. 11, 1941 –	Kilby MacDonald to Hershey (AHL) for cash. Norm Calladine to Providence (AHL) for cash. Johnny Polich to Pittsburgh (AHL) for cash.
Feb. 20, 1942 –	Hub Macey signed as free agent.

1942-43 SEASON

Sept. 20, 1942 –	Gordon Davidson and Bob Kirkpatrick signed as free agents.
Oct. 30, 1942 –	Joe Bell, Lin Bend, Steve Buzinski, and Billy Gooden signed as free agents.
Nov. 4, 1942 –	Cash to Montreal for Gus Mancuso.
Nov. 17, 1942 –	Cash to New Haven (AHL) for Vic Myles.
Nov. 25, 1942 –	Cash to Detroit for loan of Jimmy Franks for remainder of season.
Nov. 28, 1942 –	Babe Pratt to Toronto for Hank Goldup and Dudley "Red" Garrett.
Jan. 17, 1943 –	Cash to New Haven (AHL) for Joe Shack.
Jan. 25, 1943 –	Cash to Cleveland (AHL) for loan of Bill Beveridge for remainder of season.
March 18, 1943 –	Cash to Montreal for loan of Lionel Bouvrette for remainder of season.

ALL-TIME TRANSACTIONS

1943-44 SEASON

May 8, 1943 –	Gordie Bell claimed from Buffalo (AHL) in Interleague Draft.
Sept. 11, 1943 –	Fred Hunt and Fred Thurier claimed from Brooklyn in Dispersal Draft.
Oct. 16, 1943 –	Ken McAuley signed as free agent.
Oct. 19, 1943 –	Clint Smith to Chicago for cash.
Oct. 20, 1943 –	Jack McDonald and Don "Bones" Raleigh signed as free agents.
Oct. 21, 1943 –	Art Strobel signed as free agent.
Oct. 25, 1943 –	Billy Warwick signed as free agent.
Oct. 26, 1943 –	Tommy Dewar, Archie Fraser, Max Labovitch, and Jack Mann signed as free agents.
Oct. 27, 1943 –	Phil Watson loaned to Montreal for remainder of season for loan of Wilbert "Dutch" Hiller, Charlie Sands, and future considerations (loan of John Mahaffy and Fern Gauthier on Dec. 9, and loan of Tony Demers on Dec. 20.)
Nov. 23, 1943 –	Roger Leger signed as free agent.
Nov. 25, 1943 –	Red Garrett, Gord Bell and cash to Toronto for Bucko McDonald. Cash to Boston for Oscar Aubuchon, Ab DeMarco and Chuck Scherza.
Dec. 23, 1943 –	Harry Lumley borrowed on loan from Detroit for balance of one game.
Dec. 24, 1943 –	Hank Dyck signed as free agent.
Jan. 4, 1944 –	Roger Leger, choice of Harry Taylor or John Horeck (Horeck chosen), and two-year loan of Gord Davidson to Montreal for Bob Dill.
Jan. 12, 1944 –	Hub Macey, Nestor Lubeck and Spence Tatchell to Montreal for Kilby MacDonald.
Feb. 21, 1944 –	Cash to Boston for Aldo Palazzari.

1944-45 SEASON

May 12, 1944 –	Walt "Ants" Atanas claimed from Buffalo (AHL), Hal Cooper claimed from Providence (AHL) and Alex Ritson claimed from Indianapolis (AHL) in Interleague Draft.
Oct. 10, 1944 –	Harry Bell and Len Wharton signed as free agents.
Nov. 25, 1944 –	Cash to Boston for Guy Labrie. Cash and loan of Alex Ritson, Hal Cooper, and Art Strobel for remainder of season to Hershey (AHL) for Bill Moe.
Dec. 5, 1944 –	Jim Drummond signed as free agent.
Jan. 13, 1945 –	Jim Drummond to Hershey (AHL) for cash.

1945-46 SEASON

June 14, 1945 –	Tony Leswick claimed from Cleveland (AHL) in Interleague Draft.
Sept. 7, 1945 –	Joe Cooper claimed off waivers by Boston.
Oct. 15, 1945 –	Edgar Laprade signed as free agent.
Oct. 16, 1945 –	Chuck Rayner and Hal Brown signed as free agents.
Oct. 20, 1945 –	Hal Laycoe signed as free agent.
Nov. 19, 1945 –	Guy Labrie, Paul Courteau and Roland Forget to New Haven (AHL) for George Boothman and cash.
Nov. 25, 1945 –	Gord Davidson to Cleveland (AHL) for Harvey Fraser.
Jan. 28, 1946 –	Billy Gooden to New Haven (AHL) for Norm Larson.

1946-47 SEASON

Sept. 17, 1946 –	Cash to Boston for Jack Church.
Sept. 23, 1946 –	Hub Anslow, Jean Paul Denis, Jack Gordon, Larry Kwong, Jack Lancien, Fern Perrault, Chick Webster, and Sherman White signed as free agents.
Oct. 1, 1946 –	Hank Goldup to Cleveland (AHL) for cash.
Nov. 1, 1946 –	Cash to Chicago for Joe Cooper.
Feb. 7, 1947 –	Norm Burns to Cleveland (AHL) for cash.

1947-48 SEASON

May 5, 1947 –	Ab DeMarco and Joe Cooper to Cleveland (AHL) for cash.
Aug. 19, 1947 –	Hal Laycoe, Joe Bell, and George Robertson to Montreal for Buddy O'Connor, Frank Eddolls, and future considerations.
Oct. 6, 1947 –	Ed Slowinski and Wes Trainor signed as free agents.
Oct. 7, 1947 –	Hal Brown and Lin Bend to St. Paul (USHL) for cash.
Dec. 19, 1947 –	Church Russell to Cleveland (AHL) for George Johnston and cash.
Feb. 6, 1948 –	Grant Warwick to Boston for Billy Taylor and future considerations (Ray Manson and Pentti Lund sent to Rangers prior to start of 1948-49 season.)

1948-49 SEASON

April 26, 1948 –	Bill Juzda, Rene Trudell, Cal Gardner and Frank Mathers to Toronto for Moe Morris and Wally Stanowski.
Sept. 21, 1948 –	Bryan Hextall to Cleveland (AHL) for cash. Alan Kuntz to Springfield (AHL) for cash.
Oct. 7, 1948 –	"Sugar" Jim Henry to Chicago for Alex Kaleta and Emile Francis.
Dec. 9, 1948 –	Eddie Kullman, Moe Morris, future considerations (Ken "Buck" Davies in June 1949), cash, and the right to claim three amateurs in Rangers' territorial base to Providence (AHL) for Allan Stanley.

ALL-TIME TRANSACTIONS

1949-50 SEASON

June 1949 –	Cash to Detroit for Bill McDonagh.
Aug. 16, 1949 –	Cash to Detroit for Bud Poile.
Oct. 7, 1949 –	Bill Moe, right to claim one of two specified amateurs in Rangers' territorial base (Lorne Ferguson), and cash to Boston for Pat Egan.
Dec. 22, 1949 –	Bud Poile to Boston for cash and future considerations (rights to an unnamed amateur in Bruins' territorial base.)

1950-51 SEASON

Aug. 16, 1950 –	Orville Lavell and Sheldon Bloomer to Providence (AHL) for Eddie Kullman.
Sept. 5, 1950 –	Wally Hergesheimer to Cleveland (AHL) for Bill Richardson, Neil Strain, Bob Jackson and Joe McArthur.
Sept. 20, 1950 –	Jean-Paul Lamirande, Steve Hrymnak and Sherman White to St. Louis (AHL) for cash.
Oct. 4, 1950 –	Reg Sinclair signed as free agent.
Oct. 16, 1950 –	Bing Juckes to Denver (USHL) for cash.
Nov. 16, 1950 –	Dunc Fisher and future considerations (loan of Alex Kaleta to Hershey) to Boston for Ed Harrison and Zelio Toppazzini.

1951-52 SEASON

May 14, 1951 –	Cash to Boston for Steve Kraftcheck and Ed Reigle.
May 14, 1951 –	Ed Reigle, Jack Gordon, Fern Perreault, Fred Shero, Armand Delmonte, future considerations (Pentti Lund) and cash to Cleveland (AHL) for Wally Hergesheimer and Hy Buller.
June 8, 1951 –	Tony Leswick to Detroit for Gaye Stewart.
Sept. 20, 1951 –	Gus Kyle, rights to Pentti Lund, and cash to Boston for Paul Ronty.
Oct. 5, 1951 –	Jim Ross signed as free agent.
Oct. 26, 1951 –	Jim Conacher claimed off waivers from Chicago.
Nov. 6, 1951 –	Ron Rowe to Sydney (MMHL) for cash.
Dec. 29, 1951 –	Future considerations (unnamed amateur to be transferred after season) to Chicago for Clare Martin.
Dec. 31, 1951 –	Zellio Toppazzini, Pat Egan, Jean-Paul Denis and future considerations to Providence (AHL) for Jack Stoddard.

1952-53 SEASON

Aug. 18, 1952 –	Reg Sinclair to Detroit for Leo Reise Jr.
Sept. 23, 1952 –	Joe Levandoski to Calgary (WHL) for cash.
Oct. 8, 1952 –	Frank Eddolls to Montreal for cash.
Nov. 24, 1952 –	Cash to Syracuse (AHL) for loan of Kelly Burnett for remainder of season.
Dec. 8, 1952 –	Gaye Stewart claimed off waivers by Montreal.
Dec. 30, 1952 –	Jim Conacher claimed off waivers by Montreal.
Jan. 10, 1953 –	Pete Babando claimed off waivers from Chicago.

1953-54 SEASON

June 29, 1953 –	Steve Kraftcheck and cash to Cleveland (AHL) for Bob Chrystal.
June 30, 1953 –	Cash to Chicago for Doug Bentley.
July 20, 1953 –	Emile Francis, Neil Strain, and cash to Cleveland (AHL) for Johnny Bower and Eldred Kobussen.
Aug. 11, 1953 –	Cash to Toronto for Max Bentley.
Aug. 17, 1953 –	Ed Slowinski and Pete Babando to Montreal for Ivan Irwin.
Oct. 3, 1953 –	Camille Henry called up from Quebec and signed to first NHL contract.
Oct. 6, 1953 –	Jack Stoddard to Cleveland (AHL) for Ike Hildebrand.
Dec. 28, 1953 –	Andy Bathgate's minor-league rights to Cleveland (AHL) for Glen Sonmor.
Dec. 30, 1953 –	Ike Hildebrand to Vancouver (WHL) for cash.
Jan. 15, 1954 –	Doug Bentley signed as free agent.

1954-55 SEASON

July 20, 1954 –	Cash to Toronto for Danny Lewicki.
Nov. 15, 1954 –	Glen Sonmor and Eric Pogue to Cleveland (AHL) for Andy Bathgate's minor-league rights and Vic Howe's minor-league rights.
Nov. 23, 1954 –	Allan Stanley, Nick Mickoski and future considerations (Rich Lamoureux) to Chicago for Bill Gadsby and Pete Conacher.
Feb. 9, 1955 –	Jack McLeod and cash to Vancouver (WHL) for Bill Ezinicki.
Feb. 19, 1955 –	Paul Ronty claimed off waivers by Montreal.

1955-56 SEASON

April 27, 1955 –	Cash to Victoria (WHL) for Andy Hebenton.
May 9, 1955 –	Bill Ezinicki and cash to Providence (AHL) for Guy Gendron.
May 31, 1955 –	Ross Lowe claimed from Springfield (AHL) and Jim Bartlett claimed from Montreal (QHL) in Interleague Draft.
Aug. 22, 1955 –	Aggie Kukulowicz, Billy Dea and cash to Detroit for Dave Creighton and Bronco Horvath.
Aug. 29, 1955 –	Cash to Toronto for Tom McCarthy.
Sept. 8, 1955 –	Camille Henry to Rhode Island (AHL) for cash.
March 22, 1956 –	Gordie Bell signed as free agent.

ALL-TIME TRANSACTIONS

1956-57 SEASON

June 5, 1956 –	Larry Cahan, Gerry Foley, and Parker MacDonald claimed from Pittsburgh (AHL), Bill Dobbyn claimed from Victoria (WHL), and Marcel Paille claimed from Chicoutimi (QHL) in Interleague Draft. Tom McCarthy and Bill McCreary claimed by Detroit in Interleague Draft.
June 19, 1956 –	Wally Hergesheimer to Chicago for George "Red" Sullivan.
Aug. 9, 1956 –	Pete Conacher to Buffalo (AHL) for Gord Pennell, loan of Chuck Blair, and cash.
Sept. 28, 1956 –	Gord Haworth to Victoria (WHL) for cash.
Oct. 2, 1956 –	Cash to Rhode Island (AHL) for Camille Henry.
Oct. 30, 1956 –	Bronco Horvath claimed off waivers by Montreal.

1957-58 SEASON

June 4, 1957 –	Phil Maloney claimed from Vancouver (WHL) in Interleague Draft. Bob Chrystal claimed off Brandon (WHL) roster by Chicago in Interleague Draft. Pete Conacher to Toronto for cash.
June 5, 1957 –	John Hanna claimed from Montreal in Intraleague Draft. Norm Johnson claimed by Boston in Intraleague Draft.
June 6, 1957 –	Ron Murphy to Chicago for Hank Ciesla.
Aug. 24, 1957 –	Johnny Bower to Cleveland (AHL) for Ed MacQueen and cash.
Nov. 18, 1957 –	Cash to Toronto for Pete Conacher.

1958-59 SEASON

June 3, 1958 –	Jack Bownass claimed from Montreal (AHL), Phil Maloney claimed from Providence (AHL), and Jack McLeod claimed from Saskatoon (WHL) in Interleague Draft.
June 4, 1958 –	Jack Evans claimed by Chicago in Intraleague Draft. Dave Creighton and Danny Lewicki claimed by Montreal in Intraleague Draft. Guy Gendron and Gordon Redahl claimed by Boston in Intraleague Draft.
Sept. 26, 1958 –	Eddie Shack called up Providence and signed to first NHL contract.
Sept. 30, 1958 –	Ken Yackel to Boston for cash.
Dec. 9, 1958 –	Wally Hergesheimer claimed off waivers by Montreal.
Dec. 14, 1958 –	Wally Hergesheimer claimed off waivers from Montreal.

1959-60 SEASON

June 9, 1959 –	Ed Hoekstra claimed from Calgary (WHL) in Interleague Draft. Gord Labossiere claimed off Saskatoon (WHL) roster by Detroit in Interleague Draft.
June 10, 1959 –	Brian Cullen claimed from Toronto, Ian Cushenan claimed from Chicago, and Irv Spencer claimed from Montreal in Intraleague Draft. Bruce Gamble claimed by Boston in Intraleague Draft.
Aug. 3, 1959 –	Aldo Guidolin's minor-league playing rights, cash, and future considerations (Ed Hoekstra) to Cleveland (AHL) for Art Stratton.
Oct. 22, 1959 –	Ivan Irwin to Buffalo (AHL) for cash.
Oct. 26, 1959 –	Hank Ciesla, Bill Kennedy and future considerations to Toronto for Noel Price.
Feb. 19, 1960 –	Loan of Ray Mikulan, cash, and future considerations to Chicago for loan of Al Rollins for remainder of season.
March 2, 1960 –	Jack McCartan signed as free agent.

1960-61 SEASON

June 7, 1960 –	Don Johns claimed from Winnipeg (WHL) in Interleague Draft. Billy McNeill claimed from Detroit, Ted Hampson claimed rom Toronto, and Jim Morrison claimed from Chicago in Intraleague Draft. Jim Bartlett claimed by Boston, and Parker MacDonald claimed by Detroit in Intraleague Draft.
Aug. 11, 1960 –	Pete Conacher to Detroit for Barry Cullen.
Nov. 7, 1960 –	Eddie Shack to Toronto for Johnny Wilson and Pat Hannigan.
Nov. 28, 1960 –	Jim Morrison to Quebec (AHL) for cash.
Jan. 27, 1961 –	Cash to Springfield (AHL) for Floyd Smith.
Feb. 24, 1961 –	Brian Cullen claimed off waivers by Chicago.
March 10, 1961 –	Phil Latreille signed to tryout contract as free agent.

1961-62 SEASON

June 13, 1961 –	John Hanna and cash to Montreal for Al Langlois. Bill Gadsby to Detroit for Les Hunt and cash.
June 14, 1961 –	Lou Fontinato to Montreal as compensation for hiring Doug Harvey as player-coach. Vic Hadfield claimed from Chicago, and Jean-Guy Gendron claimed from Montreal in Intraleague Draft. Orland Kurtenbach claimed by Boston in Intraleague Draft. Dennis Olson claimed from Springfield (AHL) in Interleague Draft.
Aug. 1, 1961 –	Rod Gilbert called up from Guelph and signed first NHL contract.
Aug. 22, 1961 –	George Konik signed as free agent.
Feb. 3, 1962 –	Dave Dryden borrowed on loan from Toronto for balance of one game.
Feb. 6, 1962 –	Noel Price to Detroit for Pete Goegan and cash.

1962-63 SEASON

June 6, 1962 –	Bert Olmstead claimed from Toronto, and Bronco Horvath claimed from Chicago in Intraleague Draft. Jean Guy Gendron and Irv Spencer claimed by Boston in Intraleague Draft. Floyd Smith claimed by Detroit in Intraleague Draft.
Oct. 4, 1962 –	Marcel Pelletier signed as free agent.
Oct. 5, 1962 –	Pete Goegan to Detroit for Noel Price.
Jan. 19, 1963 –	Bronco Horvath claimed off waivers by Toronto.
Feb. 4, 1963 –	Dean Prentice to Boston for Don McKenney and option to add Dick Meissner at end of season (trade completed with Meissner joining Rangers on May 22, 1963.)

ALL-TIME TRANSACTIONS

1963-64 SEASON

June 4, 1963 –	Gump Worsley, Dave Balon, Len Ronson and Leon Rochefort to Montreal for Jacques Plante, Don Marshall, and Phil Goyette. Gord Labossiere claimed from Sudbury (EPHL) in Interleague Draft. Art Stratton claimed off Buffalo (AHL) roster by Detroit in Interleague Draft. Adam Keller claimed off Vancouver (WHL) roster by Detroit in Interleague Draft. Ralph Keller claimed off Baltimore (AHL) roster by Montreal in Interleague Draft. Jack McCartan claimed off Los Angeles (WHL) roster by Chicago in Interleague Draft.
June 5, 1963 –	Val Fonteyne claimed from Detroit in Intraleague Draft. Andy Hebenton claimed by Boston, and Ted Hampson claimed by Detroit in Intraleague Draft.
Sept. 20, 1963 –	Pat Hannigan to Portland (WHL) for Howie Glover.
Feb. 14, 1964 –	Al Langlois to Detroit for Ron Ingram.
Feb. 22, 1964 –	Andy Bathgate and Don McKenney to Toronto for Dick Duff, Bob Nevin, Bill Collins, Rod Seiling and Arnie Brown.

1964-65 SEASON

June 9, 1964 –	Bob Woytowich claimed from St. Paul (CHL), and Norm Johnson claimed from Baltimore (AHL) in Interleague Draft.
June 10, 1964 –	Howie Glover to Montreal for Ray Brunel and Bev Bell. Jim Mikol claimed from Boston, and Wayne Muloin claimed from Detroit in Intraleague Draft. Bob Woytowich claimed by Boston in Intraleague Draft. Keith Wright claimed from Montreal in Reverse Draft.
June 25, 1964 –	Duane Rupp and Ed Ehrenverth to Toronto for Lou Angotti and Ed Lawson.
Oct. 2, 1964 –	Ulf Sterner signed as free agent.
Dec. 21, 1964 –	Dick Duff and Dave McComb to Montreal for Billy Hicke and Jean-Guy Morrisette.
Feb. 3, 1965 –	Camille Henry, Billy Taylor, Don Johns and future considerations (Wally Chevrier) to Chicago for Doug Robinson, John Brenneman, and Wayne Hillman.
Feb. 9, 1965 –	Val Fonteyne claimed off waivers by Detroit.

1965-66 SEASON

May 18, 1965 –	Marcel Paille, Sandy McGregor, Aldo Guidolin, and future considerations (Jim Mikol) to Providence (AHL) for Ed Giacomin.
June 4, 1965 –	Dick Meissner, Dave Richardson, Tracy Pratt, and Mel Pearson to Chicago for Johnny McKenzie and Ray Cullen.
June 8, 1965 –	Earl Ingarfield, Gord Labossiere, Dave McComb, Noel Price, and cash to Montreal for Cesare Maniago and Gary Peters. Bill Knibbs claimed off waivers from Boston. Don Simmons claimed from Tulsa (CHL), Larry Mickey claimed from St. Louis (CHL), Keith Wright claimed from Omaha (CHL), and Ron Boehm claimed from Minneapolis (CHL) in Interleague Draft.
June 9, 1965 –	Earl Ingarfield claimed from Montreal in Intraleague Draft. Keith Wright claimed by Boston in Intraleague Draft. Danny Belisle claimed by Pittsburgh (AHL) in Reverse Draft. Bob Cunningham to Detroit for Dunc McCallum.
Jan. 7, 1966 –	Lou Angotti to Chicago for cash and future considerations.
Jan. 10, 1966 –	Johnny McKenzie to Boston for Reg Fleming.
Feb. 3, 1966 –	Wayne Muloin and Ron Hutchinson to Providence for Bob Blackburn.

1966-67 SEASON

June 14, 1966 –	Ted Taylor and future considerations (Gary Peters) to Montreal for Red Berenson.
June 15, 1966 –	Orland Kurtenbach claimed from Toronto, Max Mestinsek and Brian Campbell claimed from Detroit, and Al MacNeil claimed from Montreal in Intraleague Draft. John Brenneman claimed by Toronto, Al Lebrun and Ray Cullen claimed by Detroit, and Mike McMahon claimed by Montreal in Intraleague Draft. Bob Cunningham claimed from Detroit in Reverse Draft.
June 27, 1966 –	Bernie Geoffrion claimed off waivers from Montreal.
Oct. 1, 1966 –	Bob Kabel's minor-league rights to California (WHL) for Gerry Brisson.

1967-68 SEASON

June 6, 1967 –	Cesare Maniago, Bill Collins, and Sandy Fitzpatrick claimed by Minnesota; Earl Ingarfield, Al MacNeil, Ken Schinkel, and Les Hunt claimed by Pittsburgh; Bill Hicke, Larry Cahan, Ron Boehm, and Bryan Hextall Jr. claimed by California; Terry Ball claimed by Philadelphia; Rod Seiling and Max Mestinsek claimed by St. Louis; Wayne Rutledge, Ken Block, Bryan Campbell, Doug Robinson, and Marc Dufour claimed by Los Angeles in Expansion Draft. Bob Blackburn claimed by Buffalo (AHL) in Reverse Draft. Bob Plager, Gary Sabourin, Tim Ecclestone, and Gord Kannegiesser to St. Louis for Rod Seiling. Paul Andrea, George Konik, Dunc McCallum, and Frank Francis to Pittsburgh for Larry Jeffrey.
June 16, 1967 –	Trevor Fahey, Ken Turlick and Jim Murray to Los Angeles for Barclay Plager.
Aug. 19, 1967 –	Future considerations (Paul Shmyr) to Chicago for Camille Henry.
Sept. 1, 1967 –	Bob Kabel to Phoenix (WHL) for cash.
Nov. 27, 1967 –	Red Berenson and Barclay Plager to St. Louis for Ron Stewart and Ron Attwell.
Dec. 14, 1967 –	Larry Popein to Oakland for cash.

ALL-TIME TRANSACTIONS

1968-69 SEASON

May 14, 1968 –	Cash to Oakland for Larry Popein.
June 12, 1968 –	Wayne Hillman, Joe Johnson and Dave Seguin to Minnesota for Dave Balon. Larry Hillman received from Toronto as compensation in lieu of cash for Maple Leafs' claiming of Larry Mickey in Intraleague Draft. Bill Plager claimed from Minnesota in Intraleague Draft and Hillman claimed by Minnesota as compensation for claiming of Plager. Jacques Plante claimed by St. Louis in Intraleague Draft. Bob Blackburn claimed by Buffalo (AHL), and Gord Vejprava claimed by Seattle (WHL) in Reverse Draft.
June 13, 1968 –	Camille Henry, Bill Plager, and Robbie Irons to St. Louis for Don Caley and Wayne Rivers.
June 24, 1968 –	Walter Tkaczuk called up from Kitchener and signed to first NHL contract.
August 1968 –	Cash to Buffalo (AHL) for Bob Blackburn.
Sept. 13, 1968 –	Cash to Oakland for Ron Boehm.
December 1968 –	Cash to Buffalo (AHL) for Guy Trottier.

1969-70 SEASON

June 6, 1969 –	Reg Fleming to Philadelphia for Leon Rochefort and option to purchase an unprotected player following Intraleague Draft (Don Blackburn.)
June 9, 1969 –	Leon Rochefort and Dennis Hextall to Los Angeles for Real Lemieux.
June 10, 1969 –	Harry Howell to Oakland for cash. Phil Goyette to St. Louis for 1969 first-round draft pick (Andre Dupont.)
June 11, 1969 –	Forbes Kennedy received from Pittsburgh as compensation in lieu of cash for Penguins' claiming of Bob Blackburn in Intraleague Draft.
June 12, 1969 –	Gary Kurt claimed by Cleveland (AHL), Bill Orr claimed by Rochester (AHL), and Kevin O'Shea claimed by San Diego (WHL) in Reverse Draft.
June 20, 1969 –	Larry Jeffrey to Detroit for Terry Sawchuk and Sandy Snow.
July 3, 1969 –	Don Caley and Sandy Snow to Phoenix (WHL) for Peter McDuffe.
Oct. 13, 1969 –	Ron Ingram to Seattle (WHL) for cash.
Nov. 17, 1969 –	Sheldon Kannegiesser loaned to St. Louis for loan of Larry Hornung for remainder of season.
Feb. 27, 1970 –	Real Lemieux and Juha Widing to Los Angeles for Ted Irvine.
March 3, 1970 –	Future considerations (Denis Dupere) to Toronto for Tim Horton.

1970-71 SEASON

June 9, 1970 –	Gerry Lemire claimed from St. Louis in Intraleague Draft. Guy Trottier claimed by Toronto, and Kevin Morrison claimed by Detroit in Intraleague Draft.
June 10, 1970 –	Don Marshall and Allan Hamilton claimed by Buffalo, and Orland Kurtenbach claimed by Vancouver in Expansion Draft.
Oct. 31, 1970 –	Larry Brown to Detroit for Pete Stemkowski.
Nov. 2, 1970 –	Don Luce to Detroit for Steve Andrascik.
Jan. 26, 1971 –	Syl Apps Jr. and future considerations (Sheldon Kannegiesser) to Pittsburgh for Glen Sather.
Feb. 1, 1971 –	Arnie Brown, Mike Robitaille, and Tom Miller to Detroit for Larry Brown and Bruce MacGregor.
March 2, 1971 –	Jim Krulicki and cash to Detroit for Dale Rolfe.

1971-72 SEASON

May 20, 1971 –	Bob Jones to Salt Lake (WHL) for Rick Charron.
May 26, 1971 –	Bob Nevin to Minnesota for future considerations pending outcome of June 8 Intraleague Draft (Bobby Rousseau.) Peter McDuffe to St. Louis for 1971 first-round draft pick (Steve Vickers.)
June 6, 1971 –	Wayne Rivers to Los Angeles for Mike McMahon.
June 8, 1971 –	Larry Brown claimed by Philadelphia, Mike Parizeau claimed by St. Louis, and Tim Horton claimed by Pittsburgh in Intraleague Draft. Ron Boehm claimed by Cleveland (AHL) in Reverse Draft.
June 14, 1971 –	Release of territorial rights to Glenn Patrick to St. Louis for cash.
Nov. 15, 1971 –	Jack Egers, Andre Dupont, Mike Murphy, and future considerations to St. Louis for Gene Carr, Jim Lorentz, and Wayne Connelly.
Nov. 16, 1971 –	Dave Balon, Wayne Connelly, and Ron Stewart to Vancouver for Gary Doak and Jim Wiste.
Jan. 13, 1972 –	Jim Lorentz to Buffalo for future considerations (1972 second-round draft pick -- Larry Sacharuk.)
Feb. 20, 1972 –	Pierre Jarry to Toronto for Jim Dorey.
March 5, 1972 –	Cash and loan of Mike McMahon for the remainder of the season to Vancouver for Ron Stewart. Cash to Buffalo for Phil Goyette.

1972-73 SEASON

May 24, 1972 –	Steve Durbano to St. Louis for future considerations following Intraleague Draft (Peter McDuffe and Curt Bennett on June 7, 1972) and to settle future considerations from teams' Nov. 15, 1971, trade.
May 25, 1972 –	Gary Doak and Rick Newell to Detroit for Joe Zanussi and 1972 first-round pick (Al Blanchard.)
June 6, 1972 –	Norm Gratton and Morris Stefaniw claimed by Atlanta, and Bryan Lefley claimed by N.Y. Islanders in Expansion Draft. Don Blackburn claimed off Providence (AHL) roster by N.Y. Islanders in Interleague Draft.
June 16, 1972 –	Bill Hogaboam to Atlanta for Bill Heindl.
October 1972 –	J. Bob Kelly to Rochester (AHL) for cash.
Nov. 14, 1972 –	Ron Stewart to N.Y. Islanders for cash.
Nov. 29, 1972 –	Curt Bennett to Atlanta for Ron Harris.
March 2, 1973 –	Ab DeMarco Jr. to St. Louis for Mike Murphy. Future considerations (Steve Andrascik) to Pittsburgh for Sheldon Kannegiesser.
March 4, 1973 –	Cash and future considerations (Dave Hrechkosy and Gary Coalter) to California for Bert Marshall.

ALL-TIME TRANSACTIONS

1973-74 SEASON

June 12, 1973 – Bert Marshall claimed by N.Y. Islanders in Intraleague Draft.
June 14, 1973 – Gene Sobchuk claimed by Seattle (WHL), Wendell Bennett claimed by Phoenix (WHL), and Bob Craig claimed by Providence (AHL) in Reverse Draft.
July 1973 – Bill Knibbs and cash to Rochester (AHL) for J. Bob Kelly.
Sept. 8, 1973 – J. Bob Kelly to St. Louis for Norm Dennis and Don Borgeson.
Oct. 28, 1973 – Glen Sather and Rene Villemure to St. Louis for Jack Egers.
Nov. 30, 1973 – Mike Murphy, Tommy Williams, and Sheldon Kannegiesser to Los Angeles for Gilles Marotte and Real Lemieux.
Jan. 21, 1974 – Real Lemieux to Buffalo for Paul Curtis.
Feb. 15, 1974 – Gene Carr to Los Angeles for future considerations (1977 first-round pick – Ron Duguay.)
Feb. 28, 1974 – Claude Houde to Detroit for Brian Lavender.

1974-75 SEASON

May 28, 1974 – Vic Hadfield to Pittsburgh for Nick Beverley.
June 10, 1974 – Walt McKechnie received from California as compensation in lieu of cash for Seals' claiming of Jim Neilson in Intraleague Draft.
June 12, 1974 – Peter McDuffe and Doug Horbul claimed by Kansas City, and Jack Egers claimed by Washington in Expansion Draft.
Walt McKechnie to Boston for Derek Sanderson.
July 29, 1974 – Andre Peloffy to Washington for cash.
Aug. 29, 1974 – Larry Sacharuk and 1977 first-round pick (later returned) to St. Louis for Greg Polis.
Sept. 23, 1974 – Brian Lavender to California for Hartland Monahan.
Oct. 29, 1974 – Rod Seiling claimed off waivers by Washington.
Feb. 15, 1975 – Dunc Wilson claimed off waivers from Toronto.

1975-76 SEASON

June 17, 1975 – Dale Lewis claimed from Los Angeles in Intraleague Draft. Hartland Monahan claimed by Washington in Intraleague Draft.
June 18, 1975 – Ted Irvine, Bert Wilson, and Jerry Butler to St. Louis for John Davidson and Bill Collins.
Sept. 9, 1975 – Curt Ridley to Atlanta for Jerry Byers.
Sept. 20, 1975 – Bob McMillan and future considerations to St. Louis for Larry Sacharuk.
Oct. 28, 1975 – Gilles Villemure to Chicago for Doug Jarrett.
Oct. 30, 1975 – Derek Sanderson and settlement of future considerations from Sept. 20, 1975, trade to St. Louis for return of Rangers' 1977 first-round pick.
Oct. 31, 1975 – Ed Giacomin claimed off waivers by Detroit.
Nov. 7, 1975 – Brad Park, Jean Ratelle, and Joe Zanussi traded to Boston for Phil Esposito and Carol Vadnais.
Nov. 14, 1975 – Cash to Boston for Al Simmons.
March 24, 1976 – Signed Gilles Gratton as free agent.

1976-77 SEASON

May 26, 1976 – Rick Middleton to Boston for Ken Hodge.
May 28, 1976 – John Campbell to Los Angeles for Mark Heaslip.
June 30, 1976 – Cash and an agreement to play two future preseason games against Whalers to New England (WHA) for Nick Fotiu, enabling Fotiu to sign first NHL contract with Rangers.
Oct. 8, 1976 – Dunc Wilson to Pittsburgh for cash and future considerations (1978 fourth-round pick – Dave Silk.)
Oct. 11, 1976 – Gilles Marotte claimed off waivers by St. Louis.
Nov. 11, 1976 – Bill Fairbairn and Nick Beverley to Minnesota for Bill Goldsworthy.
Jan. 30. 1977 – Signed Dave Tataryn to first NHL contract.
March 15, 1977 – Signed Hardy Astrom to first NHL contract.

1977-78 SEASON

Aug. 31, 1977 – Future considerations (1978 third-round pick –Dean Turner) from Los Angeles as compensation for the signing of restricted free agent Pete Stemkowski.
Oct. 4, 1977 – Don Awrey signed as unrestricted free agent.
Oct. 10, 1977 – Wayne Thomas claimed from Toronto in Waiver Draft.
Oct. 12, 1977 – Lindsay Middlebrook and Bud Stefanski signed as free agents.
Dec. 5, 1977 – Bill Goldsworthy to Indianapolis (WHA) for Frank Spring and future considerations.
Dec. 19, 1977 – Dallas Smith signed as unrestricted free agent.
March 20, 1978 – Ulf Nilsson and Anders Hedberg signed as free agents for 1978-79 Season.

ALL-TIME TRANSACTIONS

1978-79 SEASON

May 22, 1978 –	Tim Bothwell signed as free agent.
June 2, 1978 –	1978 first-round pick (Ken Linseman) and cash to Philadelphia for right to hire Fred Shero as head coach and general manager.
July 17, 1978 –	Dean Talafous and Frank Beaton signed as free agents.
Oct. 1, 1978 –	Bobby Sheehan signed as free agent.
Oct. 9, 1978 –	Pierre Plante claimed from Detroit, and Mike Korney claimed from Montreal in Waiver Draft. Dan Newman sent to Montreal in lieu of cash as compensation for claiming of Korney.
Oct. 13, 1978 –	Jeff McDill signed as free agent.
Nov. 13, 1978 –	Don Awrey to Colorado for cash.
Jan. 15, 1979 –	Greg Polis claimed off waivers by Washington.
March 12, 1979 –	Future considerations (1979 third-round pick, Jacques Cloutier, and 1980 third-round pick, Sean McKenna) to Buffalo for Jocelyn Guevremont.

1979-80 SEASON

June 9, 1979 –	Jim Mayer claimed from Edmonton, and Warren Miller claimed from Hartford in Reclaim Draft.
June 13, 1979 –	Dave Farrish claimed by Quebec, Nick Fotiu claimed by Hartford, Lindsay Middlebrook claimed by Winnipeg, and Pierre Plante claimed by Quebec in Expansion Draft.
July 2, 1979 –	Hardy Astrom to Detroit for Bill Lochead.
July 25, 1979 –	Wayne Dillon to Winnipeg for future considerations.
Oct. 11, 1979 –	Mike Backman and Chris Kotsopoulos signed as free agents.
Oct. 12, 1979 –	Bud Stefanski to Winnipeg for cash and future considerations.
Nov. 2, 1979 –	Pat Hickey, Lucien DeBlois, Mike McEwen, Dean Turner, and future considerations (the Nov. 12, 1979, loan of Dennis Owchar and Larry Skinner to New Haven (AHL) in exchange for Bobby Sheehan as well as Bobby Crawford on Jan. 15, 1980) for Barry Beck.
Nov. 16, 1979 –	Bobby Crawford signed as free agent.
March 3, 1980 –	Dave Silk signed to first NHL contract.
March 11, 1980 –	Don Murdoch to Edmonton for Cam Connor and Edmonton's choice of 1980 or 1981 third-round pick (Oilers opted for 1981, and Rangers selected Peter Sundstrom.)

1980-81 SEASON

Aug. 7, 1980 –	Warren Miller to Hartford for cash.
Sept. 16, 1980 –	Gary Burns signed as free agent.
Nov. 11, 1980 –	Mario Marois and Jim Mayer to Vancouver for Jere Gillis and Jeff Bandura.
Nov. 18, 1980 –	Frank Beaton to Calgary for Dale Lewis.
Dec. 12, 1980 –	Gerry McDonald signed as free agent.
Jan. 15, 1981 –	Future considerations (1981 fifth-round pick – Bill Maguire) to Hartford for Nick Fotiu.
March 8, 1981 –	Peter Wallin signed as free agent.
March 10, 1981 –	Ray Markham to Edmonton for John Hughes.

1981-82 SEASON

Sept. 8, 1981 –	Doug Soetaert to Winnipeg for future considerations (1983 third-round pick – Vesa Salo.) Mikko Leinonen signed as free agent.
Oct. 2, 1981 –	Chris Kotsopoulos, Doug Sulliman, and Gerry McDonald to Hartford for Mike Rogers and future considerations (1982 10th-round pick – Simo Saarinen.)
Oct. 5, 1981 –	Mike McDougal claimed by Hartford in Waiver Draft.
Oct. 16, 1981 –	Future considerations (1982 fifth-round pick -- Sylvain Charland) to Toronto for Pat Hickey.
Oct. 30, 1981 –	Cash to Minnesota for Tom Younghans.
Dec. 11, 1981 –	Lance Nethery to Edmonton for Ed Mio.
Dec. 30, 1981 –	Jere Gillis and Dean Talafous to Quebec for Robbie Ftorek and future considerations (1982 eighth-round pick –Brian Glynn.) (NOTE: Talafous refused to report to Quebec and retired. The trade was allowed to stand, pending arbitration, and on March 8, 1981, an NHL arbitrator awarded Pat Hickey to Quebec to replace Talafous.)
Jan. 29, 1982 –	Future considerations (1983 10th-round pick – Reine Karlsson) to Hartford for Rob McClanahan.

1982-83 SEASON

June 30, 1982 –	George McPhee signed as free agent.
July 7, 1982 –	Grant Ledyard signed as free agent.
July 21, 1982 –	Steve Richmond signed as free agent.
Aug. 24, 1982 –	Dan McCarthy to Minnesota for Shawn Dineen.
Oct. 1, 1982 –	Ed Hospodar to Hartford for Kent-Erik Andersson.
Oct. 4, 1982 –	Tim Bothwell to St. Louis in lieu of cash as compensation for Rangers' claiming of Bill Baker from St. Louis in Waiver Draft. Graeme Nicolson received from New Jersey as compensation in lieu of cash for Devils' claiming of Carol Vadnais in Waiver Draft.
Oct. 5, 1982 –	Vaclav Nedomansky signed as free agent.
Oct. 6, 1982 –	Vaclav Nedomansky claimed by St. Louis off waivers.
Jan. 4, 1983 –	Andre Dore and future considerations to St. Louis for Glen Hanlon and Vaclav Nedomansky.
Jan. 13, 1983 –	Rick Chartraw claimed off waivers from Los Angeles.

ALL-TIME TRANSACTIONS

1983-84 SEASON

May 25, 1983 –	Ron Scott signed as free agent.
June 14, 1983 –	Ron Duguay, Eddie Johnstone, and Ed Mio to Detroit for Willie Huber, Mark Osborne, and Mike Blaisdell.
Sept. 12, 1983 –	Steve Martinson signed as free agent.
Sept. 13, 1983 –	Pierre Larouche signed as free agent.
Oct. 5, 1983 –	Dave Silk to Boston for Dave Barr.
Feb. 27, 1984 –	Scot Kleinendorst to Hartford for Blaine Stoughton.
March 5, 1984 –	Dave Barr, future considerations (1984 third-round pick – Alan Perry), and cash to St. Louis for Larry Patey and Bob Brooke. James Patrick signed to first NHL contract.

1984-85 SEASON

May 23, 1984 –	Rob McClanahan to Detroit for future considerations.
Sept. 5, 1984 –	Steve Weeks to Hartford for future considerations (1986 third-round pick, Shaun Clouston.)
Oct. 9, 1984 –	Andre Dore claimed from Quebec in Waiver Draft.
Dec. 6, 1984 –	Dave Maloney and Chris Renaud to Buffalo for Steve Patrick and Jim Wiemer.

1985-86 SEASON

Sept. 3, 1985 –	Tony Feltrin signed as free agent.
Sept. 15, 1985 –	Jay Caufield signed as free agent.
Oct. 6, 1985 –	Terry Kleisinger signed as free agent.
Oct. 7, 1985 –	Mike Blaisdell claimed by Pittsburgh in Waiver Draft.
Dec. 9, 1985 –	1986 second-round pick (Neil Wilkinson) and 1987 fourth-round pick (John Weisbrod) to Minnesota for Roland Melanson. Melanson and Grant Ledyard then traded to Los Angeles for Brian MacLellan and 1987 fourth-round pick (Mike Sullivan.)
Dec. 19, 1985 –	Mike Rogers to Edmonton for Larry Melnyk and Todd Strueby.
Dec. 23, 1985 –	Steve Richmond to Detroit for Mike McEwen.
Feb. 6, 1986 –	Steve Patrick to Quebec for Wilf Paiement.
March 11, 1986 –	Mike McEwen to Hartford for Bob Crawford. Nick Fotiu to Calgary for future considerations.

1986-87 SEASON

May 22, 1986 –	Ken Duggan signed as free agent.
July 24, 1986 –	Doug Soetaert signed as free agent.
July 29, 1986 –	Glen Hanlon, 1987 third-round pick (Dennis Holland), and 1988 third-round pick (Guy Dupuis) to Detroit for Kelly Kisio, Lane Lambert, Jim Leavins, and 1988 fifth-round pick (later traded to Winnipeg.)
Aug. 15, 1986 –	Mike Donnelly and Mike Siltala signed as free agents.
Aug. 18, 1986 –	Mike Allison to Toronto for Walt Poddubny.
Sept. 8, 1986 –	Brian MacLellan to Minnesota for 1987 third-round pick (Simon Gagne.) Norm MacIver signed as free agent.
Sept. 10, 1986 –	Lucie DeBlois signed as free agent.
Sept. 11, 1986 –	Paul Fenton signed as free agent.
Oct. 2, 1986 –	Reijo Ruotsalainen, Ville Kentala, Clark Donatelli, and Jim Wiemer to Edmonton for Mike Golden, future considerations (Miloslav Horava), and additional compensation if Ruotsalainen played at least one game for Oilers (Stu Kulak.)
Oct. 6, 1986 –	Wilf Paiement claimed by Buffalo in Waiver Draft.
Oct. 24, 1986 –	Mark Pavelich to Minnesota for future considerations (1988 fourth-round pick, later traded back to Minnesota on Nov. 13, 1986.)
Nov. 13, 1986 –	Bob Brooke and return of Minnesota's 1988 fourth-round pick (Jeffrey Stolp) for Curt Giles, Tony McKegney, and 1988 second-round pick (Troy Mallette.)
Dec. 18, 1986 –	Kjell Samuelsson and 1989 second-round pick (Patrik Juhlin) to Philadelphia for Bob Froese.
Jan. 1, 1987 –	Mike Ridley, Kelly Miller, and Bob Crawford to Washington for Bobby Carpenter and 1989 second-round pick (Jason Prosofsky.)
Jan. 9, 1987 –	Mark Tinordi signed as free agent.
Jan. 20, 1987 –	Brad Maxwell claimed on waivers from Vancouver.
Jan. 21, 1987 –	Chris Kontos to Pittsburgh for Ron Duguay.
Feb. 21, 1987 –	Brad Maxwell to Minnesota for future considerations (cash.)
March 5, 1987 –	Lane Lambert to Quebec for Pat Price. Mark Osborne to Toronto for Jeff Jackson, 1989 third-round pick (Rob Zamuner), and future considerations (right to negotiate with unsigned Toronto draft pick Vladimir Ruzicka to determine if Ruzicka was willing to play for Rangers.)
March 10, 1987 –	Bobby Carpenter and Tom Laidlaw to Los Angeles for Marcel Dionne, Jeff Crossman, and 1989 third-round pick (later traded to Minnesota.) Raimo Helminen to Minnesota for future considerations.

ALL-TIME TRANSACTIONS

1987-88 SEASON

May 29, 1987 –	Tony McKegney and Rob Whistle to St. Louis for Bruce Bell, 1988 fourth-round pick (later returned), and future considerations (return of pick to St. Louis.) Signed Simon Wheeldon and Jim Latos as free agents.
June 8, 1987 –	1988 fifth-round pick (Benoit Lebeau) and 1989 third-round pick (Denny Felsner) to Winnipeg for Brian Mullen and 1987 10th-round pick (Brett Barnett.)
June 18, 1987 –	1988 first-round pick (Daniel Dore) and cash to Quebec for coaching rights to Michel Bergeron.
July 21, 1987 –	Cash to Philadelphia for Jeff Brubaker.
Aug. 10, 1987 –	Signed Peter Laviolette as free agent.
Aug. 27, 1987 –	Peter Sundstrom to Washington for 1988 fifth-round pick (Martin Bergeron.)
Sept. 8, 1987 –	Pat Price to Minnesota for Willi Plett.
Sept. 11, 1987 –	Signed Dave Pichette as free agent.
Sept. 30, 1987 –	Jeff Jackson and Terry Carkner to Quebec for John Ogrodnick and David Shaw.
Oct. 5, 1987 –	Willi Plett claimed by Boston in Waiver Draft.
Oct. 6, 1987 –	Jeff Caufield and Dave Gagner to Minnesota for Paul Boutilier.
Oct. 23, 1987 –	Future considerations (1988 fourth-round pick -- Jaan Luik) to St. Louis for Jim Pavese.
Nov. 4, 1987 –	Willie Huber and Larry Melnyk to Vancouver for Michel Petit.
Nov. 7, 1987 –	Jim Leavins to Calgary for Don Mercier.
Nov. 20, 1987 –	Curt Giles to Minnesota for Byron Lomow and future considerations.
Dec. 16, 1987 –	Paul Boutilier to Winnipeg for future considerations (1989 fifth-round pick - Aaron Miller.)
Dec. 31, 1987 –	Mike Donnelly and 1988 fifth-round pick (Alexander Mogilny) for Paul Cyr and 1988 10th-round pick (Eric Fenton.)
Jan. 21, 1988 –	Mike Siltala and Gord Walker to Los Angeles for Joe Paterson.
Jan. 27, 1988 –	Montreal's option to exchange 1989 first-round picks (Canadiens exercised option and selected Lindsay Vallis, while Rangers selected Steven Rice) for Chris Nilan.
Feb. 1, 1988 –	Todd Elik signed as free agent.
Feb. 22, 1988 –	Ron Duguay to Los Angeles for Mark Hardy.
Feb. 23, 1988 –	Brian Leetch signed to first NHL contract.
Feb. 28, 1988 –	Mike Richter signed to first NHL contract.
March 8, 1988 –	Jim Pavese to Detroit for future considerations (1990 fifth-round pick that was later returned to Detroit.)

1988-89 SEASON

June 13, 1988 –	Mark Hardy to Minnesota for future considerations (1989 third-round pick – Louie DeBrusk.)
July 14, 1988 –	Doug Wickenheiser signed as free agent.
Sept. 26, 1988 –	Signed Guy Lafleur as free agent.
Aug. 1, 1988 –	Walt Poddubny, Jari Gronstrand, Bruce Bell, and 1989 fourth-round pick (Eric Dubois) to Quebec for Normand Rochefort and Jason Lafreniere.
Aug. 22, 1988 –	Tony Granato signed to first NHL contract.
Sept. 28, 1988 –	Chris Jensen to Philadelphia for Michael Boyce.
Oct. 3, 1988 –	Claimed Craig Redmond from Edmonton in Waiver Draft.
Oct. 11, 1988 –	Mark Tinordi, Paul Jerrard, Mike Sullivan, Bret Barnett, and 1989 third-round pick (Murray Garbutt) to Minnesota for Brian Lawton, Igor Liba, and Rick Bennett.
Oct. 27, 1988 –	Jeff Crossman to Edmonton for Ron Shudra.
Nov. 1, 1988 –	Ken Hammond claimed off waivers from Edmonton. Craig Redmond claimed off waivers by Edmonton.
Dec. 9, 1988 –	Larry Bernard and 1989 fifth-round pick (Rhys Hollyman) to Minnesota for Mark Hardy.
Dec. 12, 1988 –	Igor Liba, Michael Boyce, Todd Elik, and future considerations to Los Angeles for Dean Kennedy and Denis Larocque.
Dec. 26, 1988 –	Don Maloney, Norm MacIver, and Brian Lawton to Hartford for Carey Wilson and 1990 fifth-round pick (Lubos Rob.)
Feb. 3, 1989 –	Dean Kennedy to Los Angeles for 1990 fourth-round pick (later traded to Minnesota.)
Feb. 18, 1989 –	Ken Hammond to Toronto for Chris McRae.
March 7, 1989 –	1990 fifth-round pick (Richard Smehlik) to Buffalo for Lindy Ruff.

1989-90 SEASON

Sept. 1, 1989 –	Barry Beck to Los Angeles for cash and 1990 fourth-round pick (Jeff Nielsen.) Beck, who had been in retirement, was required to play a minimum of 40 games in 1989-90 for Kings to receive the pick, and he played 52 games.
Sept. 7, 1989 –	Chris McRae and future considerations (1990 fifth-round pick – Tony Burns) to Detroit for Kris King.
Oct. 5, 1989 –	Michel Petit to Quebec for Randy Moller.
Nov. 1, 1989 –	Jay More to Minnesota for Dave Archibald.
Jan. 18, 1990 –	Future considerations (Denis Larocque) to Edmonton for Todd Charlesworth.
Jan. 20, 1990 –	Tony Granato and Tomas Sandstrom to Los Angeles for Bernie Nicholls.
March 6, 1990 –	Ulf Dahlen, Los Angeles' 1990 fourth-round pick (Cal McGowan), and future considerations (1991 fourth-round pick, later traded to Los Angeles) to Minnesota for Mike Gartner.
April 2, 1990 –	Tony Amonte signed to first NHL contract.

ALL-TIME TRANSACTIONS

1990-91 SEASON

June 16, 1990 –	1990 fifth-round pick (Sergei Zubov) obtained from Quebec as compensation for the Nordiques' signing of restricted free agent Guy Lafleur.
June 28, 1990 –	Chris Nilan to Boston for Greg Johnston and future considerations (1991 sixth-round pick – Barry Young.) Johnston to Toronto for Mark LaForest and Tie Domi.
July 9, 1990 –	Carey Wilson and future considerations (1991 third-round pick – Michael Nylander) to Hartford for Jody Hull. Cash and future considerations to Buffalo for Ray Sheppard.
July 10, 1990 –	Simon Wheeldon to Winnipeg for Bryan McReynolds.
Jan. 17, 1991 –	Aaron Miller and 1991 fifth-round pick to Quebec for Joe Cirella.
Jan. 22, 1991 –	Rudy Poeschek to Winnipeg for Guy Larose.
March 5, 1991 –	Kevin Miller, Jim Cummins, and Dennis Vial to Detroit for Joe Kocur and Per Djoos.
April 2, 1991 –	Doug Weight signed to first NHL contract.

1991-92 SEASON

May 25, 1991 –	Miloslav Horava to Quebec for Stephane Guerard.
May 30, 1991 –	Brian Mullen to San Jose for Tim Kerr. Kelly Kisio claimed by San Jose in Expansion Draft.
Aug. 5, 1991 –	Future considerations to Philadelphia for Shaun Sabol.
Aug. 8, 1991 –	Future considerations to Philadelphia for Don Biggs.
Sept. 2, 1991 –	Adam Graves signed as free agent.
Sept. 9, 1991 –	Troy Mallette sent to Edmonton as compensation for the signing of restricted free agent Adam Graves.
Sept. 25, 1991 –	Future considerations to Chicago for Greg Millen.
Oct. 4, 1991 –	Bernie Nicholls, Steven Rice, and Louie DeBrusk to Edmonton for Mark Messier and future considerations (completed by Nov.
12, 1991, trade.)	
Nov. 12, 1991 –	David Shaw to Edmonton for Jeff Beukeboom.
Dec. 23, 1991 –	Corey Millen to Los Angeles for Randy Gilhen.
Dec. 26, 1991 –	Greg Millen to Detroit for 1992 conditional draft pick (eighth-round pick, later traded to Edmonton.) Guy Larose to Toronto for
Mike Stevens.	
March 9, 1992 –	Randy Moller to Buffalo for Jay Wells.
March 10, 1992 –	Mark Janssens to Minnesota for Mario Thyer and 1993 third-round pick (Maxim Galanov.)

1992-93 SEASON

June 18, 1992 –	Mark LaForest claimed by Ottawa, and Jeff Bloemberg claimed by Tampa Bay in Expansion Draft.
June 20, 1992 –	1992 fourth-round pick (Ralph Intranuovo) and 1992 eighth-round pick (Colin Schmidt) to Edmonton for 1992 fourth-round pick (Chris Ferraro.) 1992 11th-round pick (Petter Ronnqvist) to Ottawa for future considerations (deal completed with May 7, 1993, trade.)
July 8, 1992 –	Tim Kerr to Hartford for conditional draft pick (1993 seventh-round pick – Sergei Kondrashkin.)
July 20, 1992 –	Jean-Yves Roy signed as free agent.
July 23, 1992 –	Rangers awarded Tampa Bay's 1993 third-round pick (later traded back to Lightning) as compensation for Tampa Bay'ssigning of restricted free agent Rob Zamuner.
July 28, 1992 –	Jody Hull to Ottawa for future considerations.
Aug. 26, 1992 –	Dave Marcinyshyn signed as free agent.
Aug. 30, 1992 –	Phil Bourque signed as free agent.
Sept. 4, 1992 –	Craig Duncanson and Brad Tiley signed as free agents.
Sept. 15, 1992 –	Sergei Zubov signed to first NHL contract.
Oct. 5, 1992 –	Alexei Kovalev signed to first NHL contract.
Nov. 6, 1992 –	Dave Archibald to Ottawa for 1993 fifth-round pick (later traded to Los Angeles.)
Dec. 11, 1992 –	Roman Oksiuta and 1993 third-round pick (Alexander Kerch) to Edmonton for Kevin Lowe.
Dec. 28, 1992 –	Tie Domi and Kris King to Winnipeg for Ed Olczyk.
March 17, 1993 –	Doug Weight to Edmonton for Esa Tikkanen.
March 22, 1993 –	Randy Gilhen to Tampa Bay for Mike Hartman. Mark Hardy and Ottawa's 1993 fifth-round pick (Frederick Beaubien) to Los Angeles for John McIntyre.

ALL-TIME TRANSACTIONS

1993-94 SEASON

May 7, 1993 –	Robert Burakovsky to Ottawa for future considerations (1993 11th-round pick -- Pavel Komarov.) Deal completed trade of June 20, 1992.
June 20, 1993 –	John Vanbiesbrouck to Vancouver for future considerations following the Expansion Draft (Doug Lidster sent to Rangers on June 25, 1993.)
June 24, 1993 –	Joe Cirella claimed by Florida, and Steven King claimed by Anaheim in Expansion Draft.
June 25, 1993 –	Return of Tampa Bay's 1993 third-round pick (Allan Egeland) for Glenn Healy.
July 29, 1993 –	Greg Gilbert signed as free agent.
Aug. 16, 1993 –	Darren Langdon signed as free agent.
Aug. 17, 1993 –	Shawn McCosh signed as free agent.
Sept. 9, 1993 –	Mike Hurlbut to Quebec for Alexander Karpovtsev.
Oct. 3, 1993 –	Mike Hudson claimed from Edmonton in Waiver Draft. John McIntyre claimed by Vancouver, and Paul Broten claimed by Dallas in Waiver Draft.
Oct. 12, 1993 –	Jim Hiller claimed off waivers from Detroit.
Nov. 2, 1993 –	James Patrick and Darren Turcotte to Hartford for Steve Larmer, Nick Kypreos, Barry Richter, and 1994 sixth-round pick (Yuri Litvinov.)
Jan. 28, 1994 –	1994 11th-round pick (Jamie Butt) to Los Angeles for Brad Tiley.
March 21, 1994 –	Tony Amonte and Matt Oates to Chicago for Stephane Matteau and Brian Noonan. Mike Gartner to Toronto for Glenn Anderson, Scott Malone, and 1994 fourth-round pick (Alexander Korobolin.) Todd Marchant to Edmonton for Craig MacTavish. Peter Andersson to Florida for 1994 ninth-round pick (Vitali Yeremeyev.) Phil Bourque to Ottawa for future considerations.

1994-95 SEASON

July 24, 1994 –	Esa Tikkanen, Doug Lidster, and Mike Keenan's coaching rights to St. Louis for Petr Nedved.
Aug. 19, 1994 –	Daniel Lacroix to Boston for Glen Featherstone.
Sept. 6, 1994 –	Mark Osborne signed as free agent.
Sept. 9, 1994 –	Ken Gernander signed as free agent.
Jan. 18, 1995 –	Mike Hudson claimed by Pittsburgh, and Greg Gilbert claimed by St. Louis in Waiver Draft.
March 23, 1995 –	Glen Featherstone, Michael Stewart, 1995 first-round pick (Jean-Sebastien Giguere), and 1996 fourth-round pick (Steve Wasylko) to Hartford for Pat Verbeek. Daniel Lacroix claimed off waivers from Boston.
April 7, 1995 –	Ed Olczyk to Winnipeg for 1995 fifth-round pick (Alexei Vasiliev.) Corey Hirsch to Vancouver for Nathan LaFayette. Troy Loney claimed off waivers from N.Y. Islanders.

1995-96 SEASON

July 19, 1995 –	Signed Ray Ferraro as free agent.
July 31, 1995 –	Jay Wells to St. Louis for Doug Lidster.
Aug. 2, 1995 –	Wayne Presley signed as free agent.
Aug. 3, 1995 –	Ryan Vandenbussche signed as free agent.
Aug. 24, 1995 –	Bruce Driver signed as free agent.
Aug. 31, 1995 –	Petr Nedved and Sergei Zubov to Pittsburgh for Luc Robitaille and Ulf Samuelsson.
Oct. 6, 1995 –	Jean-Yves Roy to Ottawa for Steve Larouche.
Dec. 28, 1995 –	Stephane Matteau to St. Louis for Ian Laperriere.
Jan. 14, 1996 –	Steve Larouche to Los Angeles for Chris Snell.
Feb. 29, 1996 –	Nick Kypreos and Wayne Presley to Toronto for Sergio Momesso and Bill Berg.
March 14, 1996 –	Ray Ferraro, Ian Laperriere, Mattias Norstrom, Nathan LaFayette, and 1997 fourth-round pick (Sean Blanchard) to Los Angeles for Marty McSorley, Jari Kurri, and Shane Churla.
March 20, 1996 –	Joe Kocur to Vancouver for Kay Whitmore.

1996-97 SEASON

July 9, 1996 –	Eric Boulton signed as free agent.
July 21, 1996 –	Wayne Gretzky signed as free agent.
Aug. 6, 1996 –	Peter Fiorentino signed as free agent.
Aug. 20, 1996 –	Marty McSorley to San Jose for Jay More, Brian Swanson, and future considerations (1997 fourth-round pick, later traded back to San Jose.)
Sept. 6, 1996 –	Pat Flatley signed as free agent.
Nov. 13, 1996 –	Sergio Momesso to St. Louis for Brian Noonan.
Feb. 6, 1997 –	Jay More to Phoenix for Mike Eastwood and Dallas Eakins.
Feb. 22, 1997 –	David Oliver claimed off waivers from Edmonton.
March 8, 1997 –	Brian Noonan and Sergei Nemchinov to Vancouver for Russ Courtnall and Esa Tikkanen.

ALL-TIME TRANSACTIONS

1997-98 SEASON

June 21, 1997 –	1997 fourth-round pick (Adam Colagiacomo) to San Jose for 1997 fourth-round pick Tomi Kallarsson and 1997 sixth-round pick (Mike York.) Mike Peluso awarded to Rangers by arbitrator as compensation for St. Louis hiring Rangers executive Larry Pleau to be Blues' GM.)
July 7, 1997 –	Brian Skrudland and Mike Keane signed as free agents.
July 16, 1997 –	Jeff Finley signed as free agent.
Aug. 8, 1997 –	1998 fourth-round pick (Tommy Westlund) to Carolina for Jason Muzzatti.
Aug. 19, 1997 –	Dale Purinton signed as free agent.
Aug. 27, 1997 –	Pierre Sevigny signed as free agent.
Aug. 28, 1997 –	Luc Robitaille to Los Angeles for Kevin Stevens.
Sept. 2, 1997 –	P.J. Stock signed as free agent.
Sept. 11, 1997 –	Tim Sweeney signed as free agent.
Sept. 28, 1997 –	Mike Peluso claimed by Calgary in Waiver Draft.
Sept. 29, 1997 –	1998 second-round pick (Andrew Peters) and future considerations (2000 conditional fifth-round pick – conditions not met) to Buffalo for Pat LaFontaine. Geoff Smith signed as free agent.
Oct. 1, 1997 –	Peter Ferraro and Chris Ferraro claimed off waivers by Pittsburgh.
Nov. 14, 1997 –	Future considerations to Los Angeles for Brad Smith.
Jan. 14, 1998 –	Peter Ferraro claimed off waivers from Pittsburgh.
March 24, 1998 –	Mike Keane, Brian Skrudland, and 1998 or 1999 conditional sixth-round pick -- 1998 conditions met (Pavel Patera) -- to Dallas for Todd Harvey, Bob Errey, and 1998 fourth-round pick (Boyd Kane.) Mike Eastwood to St. Louis for Harry York. Jason Muzzatti to San Jose for Rich Brennan. Ryan VandenBussche to Chicago for Ryan Risidore.

1998-99 SEASON

June 1, 1998 –	Colin Pepperall to Chicago for future considerations (conditional 199 draft pick, ninth-round pick – Petter Henning.)
June 30, 1998 –	Sylvain Blouin and 1999 sixth-round pick (later traded to Phoenix) to Montreal for Peter Popovic.
July 2, 1998 –	Scott Fraser signed as free agent.
July 9, 1998 –	John MacLean signed as free agent.
July 16, 1998 –	Jean-Francois Labbe signed as free agent.
July 20, 1998 –	Derek Armstrong signed as free agent.
Aug. 13, 1998 –	Brent Fedyk signed as free agent.
Oct. 1, 1998 –	2000 third-round pick (later returned to Rangers) to Detroit for Mike Knuble.
Oct. 9, 1998 –	Esa Tikkanen signed as free agent.
Oct. 14, 1998 –	Alexander Karpovtsev and 1999 fourth-round pick (Mirko Mirovic) to Toronto for Mathieu Schneider.
Nov. 25, 1998 –	Alexei Kovalev and Harry York to Pittsburgh for Petr Nedved, Sean Pronger, and Chris Tamer.
Nov. 27, 1998 –	Bill Berg and 1999 second-round pick (later traded to Anaheim) to Ottawa for Stan Neckar.
Dec. 18, 1998 –	Rumun Ndur claimed off waivers from Buffalo.
Dec. 22, 1998 –	Eric Cairns claimed off waivers by N.Y. Islanders.
Feb. 12, 1999 –	Sean Pronger to Los Angeles for Eric Lacroix.
Feb. 13, 1999 –	Jeff Finley and Geoff Smith to St. Louis for future considerations (Chris Kenady on Feb. 22, 1999.)
March 4, 1999 –	Mike Maneluk claimed off waivers from Chicago.
March 23, 1999 –	Ulf Samuelsson and future considerations to Detroit for 1999 second-round pick (David Inman) and return of Rangers' 2000 third-round pick (later traded to Tampa Bay.) Stan Neckar to Phoenix for Jason Doig and 1999 sixth-round pick (Jay Dardis.) Vladimir Vorobiev to Edmonton for Kevin Brown.

1999-00 SEASON

May 3, 1999 –	Future considerations to Nashville for Brad Smyth.
June 26, 1999 –	Dan Cloutier, Niklas Sundstrom, 2000 first-round pick (Nikita Alexeev), and 2000 third-round pick (later traded to San Jose) to Tampa Bay for Chicago's 1999 first-round pick (Pavel Brendl.) Marc Savard and 1999 first-round pick (Oleg Saprykin) to Calgary for Jan Hlavac, 1999 first-round pick (Jamie Lundmark), and Philadelphia's 1999 third-round pick (Patrick Aufiero.)
July 6, 1999 –	Stephane Quintal and Valeri Kamensky signed as free agents.
July 8, 1999 –	Theo Fleury signed as free agent.
July 13, 1999 –	Kirk McLean signed as free agent.
July 15, 1999 –	Tim Taylor signed as free agent.
July 19, 1999 –	Sylvain Lefebvre signed as free agent.
July 22, 1999 –	Milan Hnlicka signed as free agent.
July 28, 1999 –	Terry Virtue signed as free agent.
Aug. 9, 1999 –	John Namestnikov signed as free agent.
Sept. 27, 1999 –	John Namestnikov claimed by Vancouver in Waiver Draft.
Sept. 30, 1999 –	Peter Popovic to Pittsburgh for Kevin Hatcher. John Namestnikov claimed off waivers from Vancouver.
Oct. 3, 1999 –	Future considerations (cash) to Tampa Bay for Alexandre Daigle. Drew Bannister signed as free agent.
Dec. 1, 1999 –	Rich Pilon claimed off waivers from N.Y. Islanders.
Dec. 11, 1999 –	Rumun Ndur claimed off waivers by Atlanta.
Dec. 30, 1999 –	Todd Harvey and 2001 fourth-round pick (Dimitri Patzold) to San Jose for Radek Dvorak.
Feb. 2, 2000 –	John Namestnikov to Nashville for Jason Dawe.
March 10, 2000 –	Mike Knuble to Boston for Rob DiMaio.

ALL-TIME TRANSACTIONS

2000-01 SEASON

June 24, 2000 –	2000 second-round pick (Tomas Kopecky) to Detroit for 2000 second-round pick (Filip Novak) and 2000 third-round pick (Dominic Moore.)
June 25, 2000 –	2000 fourth-round pick Jon DiSalvatore to San Jose for 2000 fourth-round pick (Premsyl Duben) and 2000 compensatory fifth-round pick (Brandon Snee.)
July 10, 2000 –	Vladimir Malakhov signed as free agent.
July 13, 2000 –	Mark Messier signed as free agent.
July 27, 2000 –	Jeff Ulmer signed as free agent.
Aug. 4, 2000 –	Darren Langdon and Rob DiMaio to Carolina for Sandy McCarthy and 2001 conditional pick (fourth-round pick – Bryce Lampman.)
Sept. 25, 2000 –	Alexei Vasiliev to Nashville for future considerations (2001 conditional pick – conditions not met.)
Sept. 29, 2000 –	Andreas Johansson claimed from Calgary in Waiver Draft.
Oct. 5, 2000 –	Future considerations (placement of Stephane Quintal on waivers) to Chicago for Michal Grosek and Brad Brown. Stephane Quintal claimed off waivers by Chicago.
Nov. 9, 2000 –	Jean-Francois Labbe to Columbus for Bert Robertsson.
Dec. 28, 2000 –	2001 fifth-round pick (Frantisek Skladany) to Colorado for Alexei Gusarov.
Jan. 12, 2001 –	Johan Witehall claimed off waivers by Montreal.
Jan. 13, 2001 –	Jeff Toms claimed off waivers from N.Y. Islanders.
Feb. 5, 2001 –	John MacLean to Dallas for future considerations.
March 1, 2001 –	Eric Lacroix to Ottawa for Colin Forbes.
March 5, 2001 –	Alexei Gusarov to St. Louis for Peter Smrek.
March 7, 2001 –	Bert Robertsson to Nashville for Ryan Tobler. Guy Hebert claimed off waivers from Anaheim.

2001-02 SEASON

June 11, 2001 –	Barrett Heisten signed as free agent.
June 13, 2001 –	Layne Ulmer signed as free agent.
June 23, 2001 –	2001 third-round pick (Chris Heid) to Minnesota for Carolina's 2001 third-round pick (Garth Murray) and 2001 fifth-round pick (Shawn Collymore.) Burke Henry to Calgary for Chris St. Croix.
June 24, 2001 –	Adam Graves and future considerations to San Jose for Mikael Samuelsson and Chris Gosselin. Jeff Dessner to Atlanta for 2001 eighth-round pick (Leonid Zvachkin.) 2002 seventh-round pick (Pierre Johnsson) to Calgary for Detroit's 2001 seventh-round pick (Pontus Petterstrom.)
June 29, 2001 –	Jason Doig and Jeff Ulmer to Ottawa for Sean Gagnon.
June 30, 2001 –	Tim Taylor to Tampa Bay for Kyle Freadrich and Nils Ekman. Rich Pilon to San Jose for 2002 conditional pick (seventh-round pick – Joey Crabb.)
July 1, 2001 –	Dave Karpa and Igor Ulanov signed as free agents.
July 17, 2001 –	Zdeno Ciger signed as free agent.
Aug. 7, 2001 –	Darren Van Impe claimed off waivers from Boston.
Aug. 20, 2001 –	Pavel Brendl, Jan Hlavac, Kim Johnsson, and 2003 third-round pick (Stefan Ruzicka) to Philadelphia for Eric Lindros and future considerations (conditional first-round pick, conditions not met.)
Aug. 23, 2001 –	P.J. Stock signed as free agent.
Aug. 28, 2001 –	Steve McKenna signed as free agent.
Sept. 28, 2001 –	P.J. Stock claimed by Boston in Waiver Draft.
Oct. 1, 2001 –	Benoit Dusablon signed as free agent.
Oct. 3, 2001 –	Rico Fata claimed off waivers from Calgary.
Oct. 4, 2001 –	Bryan Berard signed as free agent.
Dec. 12, 2001 –	Zdeno Ciger to Tampa Bay for Matthew Barnaby.
Dec. 18, 2001 –	Darren Van Impe claimed off waivers by Florida.
Jan. 16, 2002 –	Trent Whitfield claimed off waivers from Washington.
Feb. 1, 2002 –	Trent Whitfield claimed off waivers by Washington.
March 12, 2002 –	Manny Malhotra and Barrett Heisten to Dallas for Martin Rucinsky and Roman Lyashenko.
March 16, 2002 –	Jeff Toms claimed off waivers by Pittsburgh.
March 18, 2002 –	Igor Ulanov, Filip Novak, 2002 first-round pick (later traded), 2002 second-round pick (Rob Globke), and 2003 fourth-round pick (later traded) to Florida for Pavel Bure and 2002 second-round pick (Lee Falardeau.)
March 19, 2002 –	Mike York and 2002 fourth-round pick (Ivan Koltsov) to Edmonton for Tom Poti and Rem Murray. Peter Smrek to Nashville for Richard Lintner.

ALL-TIME TRANSACTIONS

2002-03 SEASON

June 22, 2002 –	2002 third-round pick (Arttu Luutinen) to Ottawa for 2002 third-round pick (Marcus Jonasen) and 2002 fourth-round pick (Nate Guenin.)
June 23, 2002 –	2003 sixth-round pick (later returned) and future considerations (negotiation rights to pending unrestricted free agent Theo Fleury or return of pick –pick was returned) to San Jose for 2002 sixth-round pick (Kim Hirschkovits.) Future considerations (2003 ninth-round pick – later traded) to Pittsburgh for Krzyzsztof Oliwa.
June 30, 2003 –	Rights to pending unrestricted free agent Mike Richter to Edmonton for future considerations (2003 fourth-round pick – Corey Potter.)
July 1, 2002 –	Bobby Holik signed as free agent.
July 2, 2002 –	Darius Kasparaitis signed as free agent.
July 4, 2002 –	Mike Richter signed as free agent.
July 8, 2002 –	Ted Donato signed as free agent.
July 11, 2002 –	Craig Weller signed as free agent.
July 16, 2002 –	Derek Armstrong to Los Angeles for 2003 sixth-round pick (Chris Holt.)
Aug. 7, 2002 –	Joel Bouchard signed as free agent.
Oct. 1, 2002 –	Dixon Ward signed as free agent.
Oct. 4, 2002 –	Ronald Petrovicky claimed from Calgary in Waiver Draft.
Oct. 10, 2002 –	Boyd Kane to Tampa Bay for Gordie Dwyer.
Dec. 12, 2002 –	Rem Murray, Tomas Kloucek, and Marek Zidlicky to Nashville for Mike Dunham. Future considerations (conditional 2004 draft pick – conditions not met) to Edmonton for Josh Green.
Dec. 16, 2002 –	Billy Tibbetts signed as free agent.
Dec. 17, 2002 –	Cory Cross signed as free agent.
Jan. 6, 2003 –	Krzysztof Oliwa to Boston for 2004 ninth-round pick (later traded.)
Jan. 8, 2003 –	2004 fourth-round pick (later traded) to Chicago for Boris Mironov.
Jan. 15, 2003 –	Josh Green claimed off waivers by Washington.
Jan. 17, 2003 –	Boston's 2004 ninth-round pick (later traded) returned to Boston for Jay Henderson.
Jan. 22, 2003 –	Mike Mottau to Calgary for conditional draft choice in 2003 or 2004. Rangers' chose 2003 option of a sixth-round pick (Ivan Dornic.)
Feb. 10, 2003 –	Rico Fata, Mikael Samuelsson, Joel Bouchard, and Richard Lintner to Pittsburgh for Alexei Kovalev, Dan LaCouture, Janne Laukkanen, and Mike Wilson.
Feb. 21, 2003 –	Gordie Dwyer claimed off waivers by Montreal.
March 11, 2003 –	Radek Dvorak and Cory Cross to Edmonton for Anson Carter and Ales Pisa. Johan Holmqvist to Minnesota for Lawrence Nycholat. Janne Laukkanen claimed off waivers by Tampa Bay.

2003-04 SEASON

May 22, 2003 –	Jed Ortmeyer signed as free agent.
June 21, 2003 –	2003 second-round pick (Josh Hennessy) to San Jose for Boston's 2003 second-round pick (Ivan Baranka) and San Jose's 2003 third-round pick (Kenny Roche.)
June 30, 2003 –	Rights to pending unrestricted free agent Brian Leetch to Edmonton for Jussi Markkanen and 2004 fourth-round pick (later traded.) Rights to pending unrestricted free agent Mark Messier to San Jose for 2004 fourth-round pick (Ryan Callahan.)
July 14, 2003 –	Greg de Vries signed as free agent.
July 25, 2003 –	Chris Simon signed as free agent.
July 28, 2003 –	Paul Healey signed as free agent.
July 30, 2003 –	Brian Leetch signed as free agent.
Aug. 12, 2003 –	Nils Ekman to San Jose for Chad Wiseman.
Aug. 28, 2003 –	Mratin Rucinsky and Jan Hlavac signed as free agents.
Sept. 5, 2003 –	Mark Messier signed as free agent.
Sept. 30, 2003 –	Shawn Heins claimed off waivers from Atlanta, and Jeff Heerema claimed off waivers from Carolina.
Oct. 3, 2003 –	Sheldon Keefe claimed from Tampa Bay, Mike Siklenka claimed from Philadelphia, and Joel Bouchard claimed from Buffalo in Waiver Draft. Shawn Heins and Ronald Petrovicky claimed by Atlanta, and Jeff Heerema claimed by St. Louis in Waiver Draft.
Oct. 22, 2003 –	Pascal Rheaume signed NHL contract after having already signed AHL contract to begin season in Hartford.
Oct. 24, 2003 –	Sheldon Keefe claimed off waivers by Tampa Bay.
Nov. 5, 2003 –	Mike Siklenka claimed off waivers by Philadelphia.
Dec. 11, 2003 –	Jason MacDonald signed NHL contract after having already signed AHL contract to begin season in Hartford.
Jan. 10, 2004 –	Jeff Heerema claimed off waivers from St. Louis.
Jan. 23, 2004 –	Anson Carter to Washington for Jaromir Jagr. 2004 eighth-round pick (Matt Greer) to Columbus for Jamie Pushor.
Jan. 29, 2004 –	Pascal Rheaume claimed off waivers by St. Louis.
March 2, 2004 –	Alexei Kovalev to Montreal for Jozef Balej and 2004 second-round pick (Bruce Graham.)
March 3, 2004 –	Brian Leetch and conditional draft pick (Edmonton's 2004 fourth-round pick – Roman Kukumberg) to Toronto for Maxim Kondratiev, Jarkko Immonen, 2004 first-round pick (later traded), and 2005 second-round pick (Mike Sauer.) Petr Nedved and Jussi Markkanen to Edmonton for Dwight Helminen, Steve Valiquette, and 2004 second-round pick (Dane Byers.)
March 6, 2004 –	Chris Simon and 2004 seventh-round pick (Matt Schneider) to Calgary for Blair Betts, Greg Moore, and Jamie McLennan. Josh Green claimed off waivers from Calgary.
March 8, 2004 –	Vladimir Malakhov to Philadelphia for Rick Kozak and 2005 second-round pick (later traded.) Matthew Barnaby and 2004 third-round pick (Denis Parshin) to Colorado for David Liffiton, Chris McAllister, and Florida's 2004 second-round pick (later traded.)
March 9, 2004 –	Greg de Vries to Ottawa for Karel Rachunek and Alexandre Giroux. Martin Rucinsky to Vancouver for Martin Grenier and R.J. Umberger. Paul Healey to Florida for Jeff Paul. Mike Green claimed off waivers from Florida. Sandy McCarthy claimed off waivers from Boston.
March 23, 2004 –	Thomas Pock signed as free agent.

ALL-TIME TRANSACTIONS

2004-05 SEASON

June 26, 2004 –	Toronto's 2004 first-round pick and Rangers' compensatory 2004 second-round pick to Calgary for 2004 first-round pick (Lauri Korpikoski) and 2004 eighth-round pick (Jonathan Paiement.) Florida's 2004 second-round pick returned to Florida for Dallas' 2004 compensatory second-round pick (later traded) and 2004 third-round pick (Zdenek Bahensky.) Dallas' 2004 compensatory second-round pick to Phoenix for 2004 second-round pick (Brandon Dubinsky) and 2004 third-round pick (Billy Ryan.)
July 7, 2004 –	Ryan Hollweg signed as free agent.
July 20, 2004 –	Jason Strudwick signed as free agent.
Aug. 10, 2004 –	Michael Nylander signed as free agent.
Aug. 26, 2004 –	Kevin Weekes signed as free agent.

2005-06 SEASON

July 29, 2005 –	Henrik Lundqvist signed to first NHL contract.
July 30, 2005 –	2005 first-round pick (Alex Bourret) and Philadelphia's 2005 second-round pick (Ondrej Pavelec) to Atlanta for San Jose's 2005 first-round pick (Marc Staal.) 2005 second-round pick (Guillaume Lantendresse) to Montreal for 2005 second-round pick (Marc-Andre Cliche) and 2005 third-round pick (Brodie Dupont.)
Aug. 2, 2005 –	Martin Straka and Marek Malik signed as free agents.
Aug. 3, 2005 –	Martin Rucinsky signed as free agent.
Aug. 4, 2005 –	Ville Nieminen and Jason Ward signed as free agents.
Aug. 23, 2005 –	Trevor Gillies and 2007 conditional draft pick (fourth-round pick – later traded) to Anaheim for Steve Rucchin.
Sept. 6, 2005 –	Michal Rozsival signed as free agent.
Sept. 21, 2005 –	Marc Staal signed to first NHL contract.
Sept. 30, 2005 –	Garth Murray to Montreal for Marcel Hossa.
Oct. 7, 2005 –	Jozef Balej and conditional 2006 fifth-round draft pick (conditions not met) to Vancouver for Fedor Fedorov.
Oct. 18, 2005 –	Jamie Lundmark to Phoenix for Jeff Taffe.
Nov. 29, 2005 –	Colton Orr claimed off waivers from Boston.
Jan. 8, 2006 –	Maxim Kondratiev to Anaheim for Petr Sykora and 2007 conditional fourth-round draft pick (return of pick obtained in Aug. 23, 2005, trade –later traded.)
Jan. 24, 2006 –	Jeff Taffe to Phoenix for Martin Sonnenberg.
March 8, 2006 –	Ville Nieminen to San Jose for 2006 third-round pick (later traded.)
March 9, 2006 –	San Jose's 2006 third-round pick to Anaheim for Sandis Ozolinsh.
April 20, 2006 –	Brandon Dubinsky signed to first NHL contract.

2006-07 SEASON

May 11, 2006 –	Ryan Callahan signed to first NHL contract.
June 14, 2006 –	Mike Green to Dallas for 2008 conditional fifth-round pick (conditions not met.)
June 24, 2006 –	2006 fourth-round pick (Niclas Andersen) and 2006 fifth-round pick (Martin Nolet) to Los Angeles for 2006 fourth-round pick (David Kveton.) 2007 fourth-round pick (Brett Bruneteau) to Washington for Vancouver's 2006 fifth-round pick Tomas Zaborsky.)
July 1, 2006 –	Matt Cullen signed as free agent. Dan Girardi signed to first NHL contract.
July 3, 2006 –	Aaron Ward signed as free agent.
July 9, 2006 –	Brendan Shanahan signed as free agent.
July 19, 2006 –	Dominic Moore to Nashville for Adam Hall.
Nov. 21, 2006 –	Jakub Petruzalek and 2008 conditional fifth-round draft pick (conditions not met) to Carolina for Brad Isbister.
Jan. 12, 2007 –	Jason Krog claimed off waivers from Atlanta.
Feb. 5, 2007 –	Jason Ward, Marc-Andre Cliché, Jan Marek, and future considerations (2008 third-round pick -- later traded) to Los Angeles for Sean Avery, John Seymour, and future considerations.
Feb. 9, 2007 –	Adam Hall to Minnesota for Pascal Dupuis.
Feb. 27, 2007 –	Aaron Ward to Boston for Paul Mara. Pascal Dupuis and 2007 third-round pick (later traded) to Atlanta for Alex Bourret. Jason Krog claimed off waivers by Atlanta.
March 19, 2007 –	Jason Strudwick signed as free agent.

2007-08 SEASON

May 31, 2007 –	Ryan Russell to Montreal for 2007 seventh-round pick (David Skokan.)
July 1, 2007 –	Chris Drury and Scott Gomez signed as free agents.
July 4, 2007 –	Bryce Lampman to Tampa Bay for Mitch Fritz.
July 17, 2007 –	Matt Cullen to Carolina for Andrew Hutchinson, Joe Barnes, and 2008 third-round pick (Evgeny Grachev.)
Aug. 2, 2007 –	Artem Anisimov signed to first NHL contract.
Aug. 20, 2007 –	Matt Zaba signed as free agent.
Oct. 11, 2007 –	Future considerations (conditional 2008 seventh-round pick -- conditions not met) to Chicago for P.A. Parenteau.
Feb. 26, 2008 –	Al Montoya and Marcel Hossa to Phoenix for Fredrik Sjostrom, Josh Gratton, David LeNeveu, and conditional draft pick (conditions not met.) 2008 fourth-round pick (later returned to Rangers) to St. Louis for Christian Backman.
March 12, 2008 –	Justin Soryal signed as free agent.

ALL-TIME TRANSACTIONS

2008-09 SEASON

June 21, 2008 –	2008 seventh-round pick (Jani Lajunen) and 2009 fourth-round pick (Nick Oliver) to Nashville for return of Rangers' 2008 fourth-round pick (Dale Weise.) Alex Bourret to Phoenix for Pittsburgh's 2008 third-round pick (Tomas Kundratek.)
July 1, 2008 –	Wade Redden, Aaron Voros, and Patrick Rissmiller signed as free agents.
July 2, 2008 –	Fedor Tyutin and Christian Backman to Columbus for Nikolai Zherdev and Dan Fritsche.
July 3, 2008 –	Markus Naslund and Dmitri Kalinin signed as free agents.
July 14, 2008 –	Ryan Hollweg to Toronto for Pittsburgh's 2009 fifth-round pick (later traded.)
Oct. 14, 2008 –	Tysen Dowzak signed as free agent.
Oct. 20, 2008 –	Devin DiDiomete signed as free agent.
Oct. 30, 2008 –	Hugh Jessiman to Nashville for future considerations (conditional draft pick –conditions not met.)
Jan. 29, 2009 –	Dan Fritsche to Minnesota for Erik Reitz.
Feb. 25, 2009 –	Mark Bell claimed off re-entry waivers from Toronto.
March 3, 2009 –	Sean Avery claimed off re-entry waivers from Dallas.
March 4, 2009 –	Nigel Dawes, Petr Prucha, and Dmitri Kalinin to Phoenix for Derek Morris. 2009 second-round pick (Kenny Ryan) and 2010 conditional draft pick (conditions not met) to Toronto for Nik Antropov. Erik Reitz claimed off re-entry waivers by Toronto.
April 17, 2009 –	Matt Gilroy signed as free agent.

2009-10 SEASON

May 20, 2009 –	Ilkka Heikkinen signed as free agent.
May 26, 2009 –	Michael Del Zotto signed to first NHL contract.
June 27, 2009 –	Return of Pittsburgh's 2009 fifth-round pick (Andy Bathgate) to Penguins for Chad Johnson. 2010 third-round pick (Jordan Weal) to Los Angeles for Brian Boyle.
June 30, 2009 –	Scott Gomez, Tom Pyatt and Mike Busto to Montreal for Christopher Higgins, Pavel Valentenko, and Ryan McDonagh.
July 1, 2009 –	Marian Gaborik and Donald Brashear signed as free agents.
July 2, 2009 –	Chris Chappell signed as free agent.
July 3, 2009 –	Corey Locke signed as free agent.
July 9, 2009 –	Ales Kotalik signed as free agent.
July 13, 2009 –	Lauri Korpikoski to Phoenix for Enver Lisin.
July 16, 2009 –	Brian Fahey to Colorado for Nigel Williams.
July 27, 2009 –	Sam Klassen signed as free agent.
Aug. 17, 2009 –	Vinny Prospal signed as free agent.
Dec. 2, 2009 –	Erik Christensen claimed off waivers from Anaheim.
Feb. 2, 2010 –	Christopher Higgins and Ales Kotalik to Calgary for Olli Jokinen and Brandon Prust.
Feb. 12, 2010 –	Conditional 2011 draft pick (sixth-round pick) to San Jose for Jody Shelley.
Feb. 27, 2010 –	Alex Auld claimed off re-entry waivers from Dallas.
March 3, 2010 –	Jordan Owens to Detroit for Kris Newbury. Miika Wiikman and 2011 seventh-round pick to Phoenix for Anders Eriksson.
March 22, 2010 –	Lee Baldwin signed as free agent.
March 30, 2010 –	Cam Talbot signed as free agent.

2010-11 SEASON

May 25, 2010 –	2010 sixth-round pick (later traded) to N.Y. Islanders for Jyri Niemi.
May 26, 2010 –	Mats Zuccarello signed as free agent.
June 26, 2010 –	Bobby Sanguinetti to Carolina for Washington's 2011 second-round pick and 2010 sixth-round pick (Jesper Fasth.)
July 1, 2010 –	Martin Biron and Derek Boogaard signed as free agents. Derek Stepan signed to first NHL contract.
July 6, 2010 –	Ryan McDonagh signed to first NHL contract.
July 9, 2010 –	Aaron Voros and Ryan Hillier to Anaheim for Steve Eminger.
July 12, 2010 –	Jeremy Williams signed as free agent.
July 19, 2010 –	Tomas Zaborsky to Anaheim for Matt McCue.
July 27, 2010 –	Alex Frolov signed as free agent.
Aug. 2, 2010 –	Donald Brashear and Patrick Rissmiller to Atlanta for Todd White.
Aug. 30, 2010 –	Tim Kennedy signed as free agent.
Oct. 4, 2010 –	Ruslan Fedotenko signed as free agent.
Nov. 11, 2010 –	Dane Byers to Columbus for Chad Kolarik.
Nov. 23, 2010 –	Nigel Williams to Anaheim for Stu Bickel.
Jan. 10, 2011 –	Michal Rozsival to Phoenix for Wojtek Wolski.
Feb. 26, 2011 –	Tim Kennedy and 2011 third round pick to Florida for Bryan McCabe.
Feb. 28, 2011 –	2012 seventh round pick to Toronto for John Mitchell.
Mar. 16, 2011 –	Ryan Bourque signed to first NHL contract. Dylan McIlrath signed to first NHL contract.
Mar. 24, 2011 –	Jason Missiaen signed as free agent.
Mar. 29, 2011 –	Tommy Grant signed as free agent.
Apr. 11, 2011 –	Carl Hagelin signed to first NHL contract.

ALL-TIME TRANSACTIONS

2011-12 SEASON

May 6, 2011 –	Roman Horak signed to first NHL contract.
May 8, 2011 –	Ethan Werek to Phoenix for Oscar Lindberg.
May 12, 2011 –	Jason Wilson signed to first NHL contract.
May 19, 2011 –	Christian Thomas signed to first NHL contract.
May 20, 2011 –	Scott Stajcer signed to first NHL contract.
May 31, 2011 –	Blake Parlett signed to first NHL contract.
June 1, 2011 –	Roman Horak and two 2011 second round picks (Markus Granlund, Tyler Wotherspoon) to Calgary for Tim Erixon and a 2011 fifth round pick (Shane McColgan.)
June 25, 2011 –	Evgeny Grachev to St. Louis for 2011 third round pick (Steven Fogarty.)
June, 29, 2011 –	Bought out Chris Drury.
July 1, 2011 –	Mike Rupp signed as free agent.
July 2, 2011 –	Brad Richards signed as free agent.
July 2, 2011 –	Brodie Dupont to Nashville for Andreas Thuresson.
July 28, 2011 –	J.T. Miller signed to first NHL contract.
Aug. 9, 2011 –	Brendan Bell signed as free agent.
Aug. 16, 2011 –	Andre Deveaux signed as free agent.
Oct. 6, 2011 –	Jeff Woywitka claimed off waivers from Montreal.
Nov. 5, 2011 –	Anton Stralman signed as a free agent.
Nov. 8, 2011 –	Tomas Kundratek to Washington for Francois Bouchard.
Feb. 3, 2012 –	Erik Christensen and a conditional 2013 seventh round pick to Minnesota for Casey Wellman.
Feb. 25, 2012 –	Wojtek Wolski to Florida for Mike Vernace and a 2013 third round pick.
Feb. 27, 2012 –	2012 fifth round pick (Travis Brown) to Chicago for John Scott.
March 26, 2012 –	Andrew Yogan signed to first NHL contract.
April 10, 2012 –	Chris Kreider signed to first NHL contract.

2012-13 SEASON

May 29, 2012 –	Jesper Fast signed to first NHL contract.
May 30, 2012 –	Marek Hrivik signed as free agent.
June 1, 2012 –	Oscar Lindberg signed to first NHL contract.
July 1, 2012 –	Aaron Asham and Micheal Haley signed as free agents.
July 3, 2012 –	Taylor Pyatt signed as free agent.
July 5, 2012 –	Kyle Jean signed as free agent.
July 9, 2012 –	Jeff Halpern signed as free agent.
July 10, 2012 –	Brandon Segal signed as free agent.
July 20, 2012 –	Casey Wellman to Florida for a 2014 fifth round pick.
July 23, 2012 –	Artem Anisimov, Brandon Dubinsky, Tim Erixon and a 2013 first round pick to Columbus for Rick Nash, Steven Delisle and a conditional 2013 third round pick.
January 16, 2013 –	Bought out Wade Redden
January 16, 2013 –	Tommy Grant and a conditional pick in 2014 to San Jose for Brandon Mashinter
January 24, 2013 –	Chad Kolarik to Pittsburgh for Benn Ferriero
February 4, 2013 –	Mike Rupp to Minnesota for Darroll Powe and Nick Palmieri
April 2, 2013 –	2013 second round pick, 2013 third round pick (via Florida), and a 2014 conditional pick to San Jose for Ryane Clowe
April 3, 2013 –	Marian Gaborik, Steven Delisle, and Blake Parlett to Columbus for Derick Brassard, Derek Dorsett, John Moore, and a 2014 sixth round pick

2013-14 SEASON

June 30, 2013-	Benn Ferriero and 2014 sixth-round pick to Minnesota for Justin Falk
July 1, 2013-	Kris Newbury to Philadelphia for Danny Syvret
July 2, 2013-	Christian Thomas to Montreal for Danny Kristo
July 5, 2013-	Dominic Moore, Benoit Pouliot, and Aaron Johnson signed as free agents
October 20, 2013 –	Martin Biron announced his retirement
December 6, 2013 –	Brandon Mashinter to Chicago for Kyle Beach
January 2, 2014 –	Taylor Pyatt claimed off waivers by Pittsburgh. Anthony Duclair signed to first NHL contract.
January 4, 2014 –	2014 seventh-round pick to Los Angeles for Daniel Carcillo
January 21, 2014 –	David LeNeveu signed as free agent
January 22, 2014 –	Michael Del Zotto to Nashville for Kevin Klein
March 5, 2014 –	Ryan Callahan, 2014 first-round pick, and 2015 first-round pick to Tampa Bay for Martin St. Louis. 2015 fifth-round pick to Vancouver for Raphael Diaz.
March 12, 2014 –	Ryan Haggerty signed as free agent
March 17, 2014 –	Ryan Graves signed to first NHL contract
March 31, 2014 –	Chris McCarthy signed as free agent
April 15, 2014 –	Mat Bodie signed as free agent.
June 2, 2014-	Calle Anderson and Mackenzie Skapski signed to first NHL contracts.
June 11, 2014-	Petr Zamorsky signed as a free agent.

ALL-TIME TRANSACTIONS

2014 OFF-SEASON

June 20, 2014-	Bought out Brad Richards.
June 27, 2014 –	Derek Dorsett to Vancouver for 2014 third-round pick (Keegan Iverson).
June 28, 2014-	2014 third-round pick (Nathan Walker) to Washington for two 2014 fourth-round picks (Ryan Mantha and Igor Shesterkin). 2014 fourth-round draft pick (Ben Thomas) to Tampa Bay for two 2015 fifth-round picks (Daniel Walcott and Tyler Nanne).
July 1, 2014-	Dan Boyle, Tanner Glass, Michael Kostka, Matt Hunwick, Steven Kampfer, Chris Mueller, and Cedrick Desjardins signed as free agents.
July 2, 2014-	Chris Bourque signed as a free agent.
July 3, 2014-	Nick Tarnasky signed as a free agent.
July 16, 2014-	Matthew Lombardi signed as a free agent.
July 19, 2014-	Lee Stempniak signed as a free agent.
Aug. 20, 2014 –	Kevin Hayes signed as a free agent.
Sept. 11, 2014 –	Ryan Malone signed as a free agent.

ALL-TIME NHL ENTRY DRAFT SELECTIONS

1963

at Montreal, June 5

ROUND OVERALL	NAME	POS.	TEAM, LEAGUE
1/4	Al Osborne	RW	Weston, Jr. B
2/10	Terry Jones	C	Weston, Midg.
3/15	Mike Cummings	LW	Georgetown, OHL Midget
4/20	Campbell Alleson	D	Portage La Praire, Jr. B

1964

at Montreal, June 11

ROUND OVERALL	NAME	POS.	TEAM, LEAGUE
1/3	Robert Graham	D	Toronto, Midget
2/9	Tim Ecclestone	C	Etobicoke, Jr. B
3/15	Gordon Lowe	D	Toronto, Midget
4/21	Syl Apps Jr.	C	Kingston, Midget

1965

at Montreal, April 27

ROUND OVERALL	NAME	POS.	TEAM, LEAGUE
1/1	Andre Veilleux	RW	Montreal, Jr. B
2/6	George Surmay	G	Winnipeg, MJHL
3/10	Michel Parizeau	LW	Montreal, Jr. B

1966

at Montreal, April 25

ROUND OVERALL	NAME	POS.	TEAM, LEAGUE
1/2	Brad Park	D	Toronto, OHA
2/8	Joey Johnston	C	Peterborough, OHA
3/14	Don Luce	C	Kitchener, OHA
4/20	Jack Egers	LW	Kitchener, Jr. B

1967

at Montreal, June 7

ROUND OVERALL	NAME	POS.	TEAM, LEAGUE
1/6	Robert Dickson	LW	Chatham, OHL
2/15	Brian Tosh	D	Smith Falls, Jr. A

1968

at Montreal, June 13

ROUND OVERALL	NAME	POS.	TEAM, LEAGUE
3/19	Bruce Buchanan	D	Weyburn, WHL

1969

at Montreal, June 12

ROUND OVERALL	NAME	POS.	TEAM, LEAGUE
1/8	Andre Dupont	D	Montreal, OHA
2/12	Pierre Jarry	C	Ottawa, OHA
3/23	Bert Wilson	LW	London, OHA
4/35	Kevin Morrison	RW	St. Jerome, QMJHL
5/47	Bruce Hellemond	D	Moose Jaw, WHL
6/59	Gordon Smith	D	Cornwall, QMJHL

1970

at Montreal, June 11

ROUND OVERALL	NAME	POS.	TEAM, LEAGUE
1/11	Normand Gratton	RW	Montreal, OHA
2/25	Mike Murphy	RW	Toronto, OHA
3/39	Wendell Bennett	RW	Weyburn, SJHL
4/53	Andre St. Pierre	D	Drummondville, QMJHL
5/67	Gary Coalter	RW	Hamilton, OHA
6/81	Duane Wylie	C	St. Catharines, OHA
7/94	Wayne Bell	G	Estevan, WHL
8/106	Pierre Brind'Amour	LW	Montreal, OHA

1971

at Montreal, June 10

ROUND OVERALL	NAME	POS.	TEAM, LEAGUE
1/10	Steve Vickers	LW	Toronto, OHA
1/13	Steve Durbano	D	Toronto, OHA
2/27	Tom Williams	LW	Hamilton, OHA
3/41	Terry West	C	London, OHA
4/55	Jerry Butler	RW	Hamilton, OHA
5/69	Fraser Robertson	D	Lethbridge, AJHL
6/83	Wayne Wood	G	Montreal, OHA
7/96	Doug Keeler	C	Ottawa, OHA
7/97	Jean-Denis Royal	D	St. Jerome, QMJHL
9/109	Eugene Sobchuk	C	Regina, WHL
10/110	Jim Ivison	D	Brandon, WHL
11/111	Andre Peloffy	C	Rosemount, QMJHL
12/112	Elston Evoy	C	Sault Ste. Marie, OHA
13/114	Gerald Lacompte	D	Sherbrooke, QMJHL
14/115	Wayne Forsey	LW	Swift Current, WHL
15/116	Bill Forrest	D	Hamilton, OHA

1972

at Montreal, June 8

ROUND OVERALL	NAME	POS.	TEAM, LEAGUE
1/10	Al Blanchard	RW	Kitchener, OHA
1/15	Bob MacMillan	C	St. Catharines, OHA
2/21	Larry Sacharuk	D	Saskatoon, WHL
2/31	Rene Villemure	LW	Shawinigan, QMJHL
3/48	Gerry Teeple	C	Cornwall , QMJHL
4/63	Doug Horbul	LW	Calgary, WHL
5/78	Marty Gateman	D	Hamilton, OHA
6/95	Ken Ireland	C	New Westminster, WHL
7/111	Jeff Hunt	RW	Winnipeg, WHL
8/127	Yvon Blais	LW	Cornwall, QMJHL
9/137	Pierre Archambault	D	St. Jerome, QMJHL

1973

at Montreal, May 15

ROUND OVERALL	NAME	POS.	TEAM, LEAGUE
1/14	Rick Middleton	RW	Oshawa, OHA
2/30	Pat Hickey	RW	Hamilton, OHA
3/46	John Campbell	LW	Sault Ste. Marie, OHA
4/62	Brian Movik	D	Calgary, WHL
5/78	Pierre Laganiere	RW	Sherbrooke, QMJHL
6/94	Dwayne Pentland	D	Brandon, WHL

1974

at Montreal, May 28

ROUND OVERALL	NAME	POS.	TEAM, LEAGUE
1/14	Dave Maloney	D	Kitchener, OHA
2/32	Ron Greschner	D	New Westminster, WHL
3/50	Jerry Holland	LW	Calgary, WHL
4/68	Boyd Anderson	LW	Medicine Hat, WHL
5/86	Dennis Olmstead	C	Univ. of Wisc., WCHA
6/104	Eddie Johnstone	RW	Medicine Hat, WHL
7/122	John Memryk	G	Winnipeg, WHL
8/139	Greg Holst	C	Kingston, OHA
9/156	Claude Arvisais	C	Shawinigan, QMJHL
10/171	Ken Dodd	LW	New Westminster, WHL
11/186	Ralph Krentz	LW	Brandon, WHL
12/198	Larry Jacques	RW	Ottawa, OHA
13/208	Tom Gastle	LW	Peterborough, OHA
14/218	Eric Brubacher	C	Kingston, OHA
15/224	Russell Hall	RW	Winnipeg, WHL
16/227	Bill Kriski	G	Winnipeg, WHL
17/230	Kevin Treacy	RW	Cornwall, QMJHL
18/233	Ken Gassoff	C	Medicine Hat, WHL
19/236	Clifford Bast	D	Medicine Hat, WHL
20/239	Jim Mayer	RW	Mich. Tech, WCHA
21/241	Warren Miller	RW	Univ. of Minn., WCHA
22/243	Kevin Walker	D	Cornell University, ECAC
23/245	Jim Warner	RW	Minnesota, Midwest Jr.

1975

at Montreal, June 3

ROUND OVERALL	NAME	POS.	TEAM, LEAGUE
1/12	Wayne Dillon	C	Toronto, OHA
2/30	Doug Soetaert	G	Edmonton, WHL
3/48	Greg Hickey	LW	Hamilton, OHA
4/66	Bill Cheropita	G	St. Catharines, OHA
5/84	Larry Huras	D	Kitchener, OHA
6/102	Randy Koch	LW	Univ. of Vermont, ECAC
7/120	Claude Larose	LW	Sherbrooke, QMJHL
8/138	Bill Hamilton	RW	St. Catherine's, OHA
9/154	Bud Stefanski	C	Oshawa, OHA
10/169	Dan Beaulieu	LW	Quebec, QMJHL
11/184	John McMorrow	C	Providence Coll., ECAC
12/195	Tom McNamara	G	Univ. of Vermont, ECAC
13/200	Steve Roberts	D	Providence Coll., ECAC
13/201	Paul Dionne	D	Princeton Univ., ECAC
14/205	Cecil Luckern	RW	U. of New Hamp., ECAC
15/209	John Corriveau	RW	U. of New Hamp., ECAC
16/212	Tom Funke	LW	Fargo, Midwest Jr.

1976

at Montreal, June 1

ROUND OVERALL	NAME	POS.	TEAM, LEAGUE
1/6	Don Murdoch	RW	Medicine Hat, WHL
2/24	Dave Farrish	D	Sudbury, OHA
3/42	Mike McEwen	D	Toronto, OHA
4/60	Claude Periard	LW	Trois Rivieres , QMJHL
5/78	Doug Gaines	C	St. Catharines, OHA
6/96	Barry Scully	RW	Kingston, OHA
7/112	Remi Levesque	LW	Quebec, QMJHL

1977

at Montreal, June 14

ROUND OVERALL	NAME	POS.	TEAM, LEAGUE
1/8	Lucien DeBlois	RW	Sorel, QMJHL
1/13	Ron Duguay	C	Sudbury, OHA
2/26	Mike Keating	LW	St. Catharines, OHA
3/44	Steve Baker	G	Union College, (IN)
4/62	Mario Marois	D	Quebec, QMJHL
5/80	Benoit Gosselin	LW	Trois Rivieres, QMJHL
6/98	John Bethel	LW	Boston University, ECAC
7/116	Robert Sullivan	C	Chicoutimi, QMJHL
8/131	Lance Nethery	LW	Cornell University, ECAC
9/146	Alex Jeans	RW/C	Univ. of Toronto, OUAA
10/157	Peter Raps	LW	West. Mich. Univ., CCHA
11/164	Mike Brown	RW	West. Mich. Univ., CCHA
12/171	Mark Miler	LW	Univ. of Michigan, WCHA

ALL-TIME NHL ENTRY DRAFT SELECTIONS

1978

at Montreal, June 15

ROUND OVERALL	NAME	POS.	TEAM, LEAGUE
2/26	Don Maloney	LW	Kitchener, OHA
3/43	Ray Markham	C	Flin Flon, WHL
3/44	Dean Turner	D	Univ. of Michigan, WCHA
4/59	Dave Silk	RW	Boston University, ECAC
4/60	Andre Dore	D	Quebec, OHL
5/76	Mike McDougal	RW	Port Huron, IHL
6/93	Tom Laidlaw	D	North. Mich Univ., CCHA
7/110	Dan Clark	D	Milwaukee, IHL
8/127	Greg Kostenko	D	Ohio State Univ., CCHA
8/144	Brian McDavid	D	Sudbury, OHA
9/161	Mark Rodrigues	G	Yale University, ECAC
10/176	Steve Weeks	G	North. Mich. Univ., CCHA
11/192	Pierre Daigneault	LW	St. Laurent Coll., QUAA
12/206	Chris McLaughlin	D	Dartmouth Coll. , ECAC
13/217	Todd Johnson	C	Boston University, ECAC
13/223	Dan McCarthy	C	Sudbury, OHA

1979

at Montreal, August 9

ROUND OVERALL	NAME	POS.	TEAM, LEAGUE
1/13	Doug Sulliman	LW	Kitchener, OHA
2/34	Ed Hospodar	D	Ottawa, OHA
4/76	Pat Conacher	C	Saskatoon, WHL
5/97	Dan Makuch	RW	Clarkson University, ECAC
6/118	Stan Adams	C	Niagara Falls, OHA

1980

at Montreal, June 11

ROUND OVERALL	NAME	POS.	TEAM, LEAGUE
1/14	Jim Malone	C	Toronto, OHA
2/35	Mike Allison	C	Sudbury, OHA
4/77	Kurt Kleinendorst	C	Providence Coll., ECAC
5/98	Scot Kleinendorst	D	Providence Coll., ECAC
6/119	Reijo Ruotsalainen	D	Karpat, Finland
7/140	Bob Scurfield	C	West. Mich. Univ., CCHA
8/161	Bart Wilson	D	Toronto, OHA
9/182	Chris Wray	RW	Boston College, ECAC
10/203	Anders Backstrom	D	Brynas, Sweden

1981

at Montreal, June 10

ROUND OVERALL	NAME	POS.	TEAM, LEAGUE
1/9	James Patrick	D	Prince Albert, SJHL
2/30	Jan Erixon	RW	Skelleftea, Sweden
3/50	Peter Sundstrom	LW	Bjorkloven, Sweden
3/51	Mark Morrison	C	Victoria, WHL
4/72	John Vanbiesbrouck	G	Sault Ste. Marie, OHA
6/114	Eric Magnuson	C	RPI, ECAC
7/135	Mike Guentzel	D	Coleraine H.S., (MN)
8/156	Ari Lahtenmaki	RW	IFK Helsinki, Finland
9/177	Paul Reifenberger	RW/C	Anoka H.S., (MN),
10/198	Mario Proulx	G	Providence Coll., ECAC

1982

at Montreal, June 9

ROUND OVERALL	NAME	POS.	TEAM, LEAGUE
1/15	Chris Kontos	C	Toronto , OHL
2/36	Tomas Sandstrom	RW	Farjestads, Sweden
3/57	Corey Millen	C	Cloquet H.S., (MN)
4/78	Chris Jensen	C	Kelowna, BCJHL
6/120	Tony Granato	C	Northwood Prep, (NY)
7/141	Sergei Kapustin	LW	Central Red Army, USSR
8/160	Brian Glynn	C	Buffalo, NAJHL
8/162	Jan Karlsson	D	Kiruna, Sweden
9/183	Kelly Miller	C	Mich. St. Univ., CCHA
10/193	Simo Saarinen	D	IFK Helsinki, Finland
10/204	Bob Lowes	C	Prince Albert, SJHL
11/225	Andy Otto	D	Northwood Prep, (NY)
12/246	Dwayne Robinson	D	U. of N. Hamp., HE

1983

at Montreal, June 8

ROUND OVERALL	NAME	POS.	TEAM, LEAGUE
1/12	Dave Gagner	C	Brantford, OHL
2/33	Randy Heath	LW	Portland, WHL
3/49	Vesa Salo	D	Lukko, Finland
3/53	Gordon Walker	LW	Portland, WHL
4/73	Peter Andersson	D	Orebo IK, Sweden
5/93	Jim Andonoff	RW	Belleville, OHL
6/113	Bob Alexander	D	Rosemount H.S., (MN)
7/133	Steve Orth	C	St. Cloud Tech H.S., (MN)
8/153	Peter Marcov	LW	Welland, Ont. Jr. B
9/173	Paul Jerrard	D/RW	Notre Dame H.S., (Sask.)
11/213	Bryan Walker	D	Portland, WHL
12/233	Ulf Nilsson	G	Skelleftea, Sweden

1984

at Montreal, June 9

ROUND OVERALL	NAME	POS.	TEAM, LEAGUE
1/4	Terry Carkner	D	Peterborough, OHL
2/35	Raimo Helminen	C	Ives, Finland
4/77	Paul Broten	C	Roseau H.S., (MN)
5/98	Clark Donatelli	LW	Strafford, Ont. Jr. B
6/119	Kjell Samuelsson	D	Leksand, Sweden
7/140	Tom Hussey	LW	St. Andrew's H.S., (Ont.)
8/161	Brian Nelson	C	Wilmar H.S., (MN)
9/182	Ville Kentala	LW	IFK Helsinki, Finland
9/188	Heinz Ehlers	C	Leksand, Sweden
10/202	Kevin Miller	C	Redford, NAJHL
11/223	Tom Lorentz	C	Brady H.S., (MN)
12/243	Scott Brower	G	Lloydminster, SJHL

1985

at Toronto, June 15

ROUND OVERALL	NAME	POS.	TEAM, LEAGUE
1/7	Ulf Dahlen	C	Ostersund, Sweden
2/28	Mike Richter	G	Northwood Prep, (NY)
3/49	Sam Lindstahl	G	Sodertalje, Sweden
4/70	Pat Janostin	D	Notre Dame H.S., (Sask.)
5/91	Brad Stepan	LW	Hastings H.S., (MN)
6/112	Brian McReynolds	C	Orillia, OHL
7/133	Neil Pilon	D	Kamloops, WHL
8/154	Larry Bernard	LW	Seattle, WHL
9/175	Stephane Brochu	D	Quebec, QMJHL
10/196	Steve Nemeth	C	Lethbridge, WHL
11/217	Robert Burakovski	LW	Leksand, Sweden
12/238	Rudy Poeschek	D	Kamloops, WHL

1986

at Montreal, June 21

ROUND OVERALL	NAME	POS.	TEAM, LEAGUE
1/9	Brian Leetch	D	Avon Old Farms Prep, (CT)
3/51	Bret Walter	C	Univ. of Alberta, CWUAA
3/53	Shaun Clouston	RW	Univ. of Alberta, CWUAA
4/72	Mark Janssens	C	Regina, WHL
5/93	Jeff Bloemberg	D	North Bay, OHL
6/114	Darren Turcotte	C	North Bay, OHL
7/135	Robb Graham	RW	Guelph, OHL
8/156	Barry Chyzowski	C	St. Albert, AJHL
9/177	Pat Scanlon	LW/C	Cretin H.S., (MN)
10/198	Joe Ranger	D	London, OHL
11/219	Russell Parent	D	S. Winnipeg, MJHL
12/240	Soren True	LW	Skobakken, Denmark

1987

at Detroit, June 13

ROUND OVERALL	NAME	POS.	TEAM, LEAGUE
1/10	Jayson More	D	New Westminster, WHL
2/31	Daniel Lacroix	LW	Granby, QMJHL
3/46	Simon Gagne	RW	Laval, QMJHL
4/69	Michael Sullivan	C	Boston Univ., HE
5/94	Erik O'Borsky	C	Yale University, ECAC
6/115	Ludek Cajka	D	Dukla Jihlava, Czech.
7/136	Clint Thomas	D	RPI, ECAC
8/157	Chuck Wiegand	C	Essex Junction H.S., (VT)
9/178	Eric Burrill	RW	Tartan H.S., (MN)
10/199	David Porter	LW	North. Mich. U., WCHA
10/205	Bret Barnett	RW	Wexford, Ont. Jr. B
11/220	Lance Marciano	D	Choate Prep, (CT)

1988

at Montreal, June 11

ROUND OVERALL	NAME	POS.	TEAM, LEAGUE
2/22	Troy Mallette	C	Sault Ste. Marie, OHL
2/26	Murray Duval	D	Spokane, WHL
4/68	Tony Amonte	RW	Thayer Academy, (MA)
5/99	Martin Bergeron	C	Drummondville, QMJHL
6/110	Dennis Vial	D	Hamilton, OHL
7/131	Mike Rosati	G	Hamilton, OHL
8/152	Eric Couvrette	LW	St. Jean, QMJHL
9/173	Patrick Forrest	D	St. Cloud State, WCHA
10/194	Paul Cain	C	Cornwall, OHL
10/202	Eric Fenton	C	N. Yarmouth Prep, (MA)
11/215	Peter Fiorentino	D	Sault Ste. Marie, OHL
12/236	Keith Slifstein	RW	Choate Prep, (CT)

1989

at Minnesota, June 17

ROUND OVERALL	NAME	POS.	TEAM, LEAGUE
1/20	Steven Rice	RW	Kitchene, OHL
2/40	Jason Prosofsky	RW	Medicine Hat, WHL
3/45	Rob Zamuner	C	Guelph, OHL
3/49	Louie DeBrusk	LW	London, OHL
4/67	Jim Cummins	RW	Michigan State, CCHA
5/88	Aaron Miller	D	Niagara Scenics, NAHL
6/118	Joby Messier	D	Michigan State, CCHA
7/139	Greg Leahy	C	Portland, WHL
8/160	Greg Spenrath	LW	Tri-City, WHL
9/181	Mark Bavis	C	Cushing Academy, (MA)
10/202	Roman Oksiuta	RW	Khimik Voskresensk, Russia
11/223	Steve Locke	LW	Niagara Falls, OHL
12/244	Ken MacDermid	LW	Hull, QMJHL

ALL-TIME NHL ENTRY DRAFT SELECTIONS

1990

at Vancouver, June 16

ROUND OVERALL	NAME	POS.	TEAM, LEAGUE
1/13	Michael Stewart	D	Michigan State, CCHA
2/34	Doug Weight	C	Lake Superior St., CCHA
3/55	John Vary	D	North Bay, OHL
4/69	Jeff Nielsen	RW	Grand Rapids H.S., (MN)
4/76	Rick Willis	LW	Pingree Prep, (MA)
5/85	Sergei Zubov	D	CSKA, Sov. Elite
5/99	Lubos Rob	C	Budejovice, Czech.
6/118	Jason Weinrich	D	Springfield H.S., (MA)
7/139	Bryan Lonsinger	D	Choate Prep, (CT)
8/160	Todd Hedlund	RW	Roseau H.S., (MN)
9/181	Andrew Silverman	D	Beverly H.S., (MA)
10/202	Jon Hillebrandt	G	Monona Grove H.S., (WI)
11/223	Brett Lievers	C	Wayzata H.S., (MN)
12/244	Sergei Nemchinov	C	Soviet Wings, Russia

1991

at Buffalo, June 9

ROUND OVERALL	NAME	POS.	TEAM, LEAGUE
1/15	Alexei Kovalev	LW	Dynamo Moscow, USSR
2/37	Darcy Werenka	D	Lethbridge, WHL
5/96	Corey Machanic	D	U. of Vermont, ECAC
6/125	Fredrik Jax	RW	Leksand, Swe. El.
6/128	Barry Young	D	Sudbury, OHL
7/147	John Rushin	C	Kennedy, USS
8/169	Corey Hirsch	G	Kamloops, WHL
9/191	Vjateslav Uvaev	D	Spartkak Moscow, USSR
10/213	Jamie Ram	G	Mich. Tech Univ., WCHA
11/235	Vitali Chinakov	C	Torpedo Jaroslav, USSR
12/257	Brian Wiseman	C	Univ. of Michigan, CCHA

1992

at Montreal, June 20

ROUND OVERALL	NAME	POS.	TEAM, LEAGUE
1/24	Peter Ferraro	C/R	Waterloo, USJHL
2/48	Mattias Norstrom	D/L	AIK, Swe. El.
3/72	Eric Cairns	D/L	Detroit, OHL
4/85	Chris Ferraro	RW/R	Waterloo, USJHL
5/120	Dimitri Starostenko	RW/L	CSKA Moscow, CIS
6/144	Davide Dal Grande	D/L	Ottawa, Tier 2
7/168	Matt Oates	LW/L	Miami of Ohio, WCHA
8/192	Mickey Elick	D	Univ. of Wisc., WCHA
9/216	Dan Brierley	D/L	Choate Prep, (CT)
10/240	Vladimir Vorobiev	RW/L	Met. Cherepovets, CIS

1993

at Quebec, June 26

ROUND OVERALL	NAME	POS.	TEAM, LEAGUE
1/8	Niklas Sundstrom	C	Modo, Sweden El.
2/34	Lee Sorochan	D	Lethbridge, WHL
3/61	Maxim Galanov	D	Lada Togilatti, CIS
4/86	Sergei Olympijev	C	Dynamo Minsk, CIS
5/112	Gary Roach	D	Sault Ste. Marie, OHL
6/138	Dave Trofimenkoff	G	Lethbridge, WHL
7/162	Sergei Kondrashkin	RW	Cheropovets, CIS
7/164	Todd Marchant	C	Clarkson Univ., ECAC
8/190	Eddy Campbell	D	Omaha Jr. A, Tier 2
9/216	Ken Shepard	G	Oshawa, OHL
10/242	Andrei Kudinov	C	Chelyabinsk, CIS
11/261	Pavel Komarov	D	Nizhni Novgorod, CIS
11/268	Maxim Smelnitski	C	Chelyabinsk, CIS

1994

at Hartford, June 28-29

ROUND OVERALL	NAME	POS.	TEAM, LEAGUE
1/26	Dan Cloutier	G	Sault Ste. Marie, OHL
2/52	Rudolf Vercik	LW	Slovan Bratislava, Slovakia
3/78	Adam Smith	D	Tacoma, WHL
4/100	Alexander Korobolin	D	Chelyabinsk, Russia
4/104	Sylvain Blouin	D	Laval, QMJHL
5/130	Martin Ethier	D	Beauport, QMJHL
6/135	Yuri Litvinov	C	Krylja Sovetov, Russia
6/156	David Brosseau	C	Shawinigan, QMJHL
7/182	Alexei Lazarenko	W	CSKA, Rus. El.
8/208	Craig Anderson	D	Park Center H.S., (MN)
9/209	Vitali Yeremeyev	G	Ust-Kamenogorsk, Russia
9/234	Eric Boulton	LW	Oshawa, OHL
10/260	Radoslav Kropac	RW	Slovan Bratislava, Slovakia
11/267	Jamie Butt	LW	Tacoma, WHL
11/286	Kim Johnsson	D	Malmo, Sweden

1995

at Edmonton, July 8

ROUND OVERALL	NAME	POS.	TEAM, LEAGUE
2/39	Christian Dube	C	Sherbrooke, QMJHL
3/65	Mike Martin	D	Windsor, OHL
4/91	Marc Savard	C	Oshawa, OHL
5/110	Alexei Vasiliev	D	Yaroslavl, CIS
5/117	Dale Purinton	D	Tacoma, WHL
6/143	Peter Slamiar	RW	Zvolen, Jr., Slovakia
7/169	Jeff Heil	G	Wisconsin-River Falls, NCHA
8/195	Ilja Gorohov	D	Yaroslavl, CIS
9/221	Bob Maudie	C	Kamloops, WHL

1996

at St. Louis, June 22

ROUND OVERALL	NAME	POS.	TEAM, LEAGUE
1/22	Jeff Brown	D	Sarnia, OHL
2/48	Daniel Goneau	LW	Granby, QMJL
3/76	Dmitri Subbotin	LW	CSKA, Rus.Elite
5/131	Colin Pepperall	LW	Niagara Falls, OHL
6/158	Ola Sandberg	D	Djurgarden, Sweden
7/185	Jeff Dessner	D	Taft, USJHL
8/211	Ryan McKie	D	London, OHL
9/237	Ronnie Sundin	D	Vastra F. Goteborg, Sweden

1997

at Pittsburgh, June 21

ROUND OVERALL	NAME	POS.	TEAM, LEAGUE
1/19	Stefan Cherneski	RW	Brandon, WHL
2/46	Wes Jarvis	D	Kitchener, OHL
3/73	Burke Henry	D	Brandon, WHL
4/93	Tomi Kallarsson	D	HPK Jr., Finland
5/126	Jason McLean	G	Moose Jaw, WHL
5/134	Johan Lindbom	LW	HV 71, Sweden
6/136	Mike York	C	Michigan State, CCHA
6/154	Shawn Degagne	G	Kitchener, OHL
7/175	Johan Holmqvist	G	Brynas Gavle, Sweden
7/182	Mike Mottau	D	Boston College, HE
8/210	Andrew Proskurnicki	LW	Sarnia, OHL
9/236	Richard Miller	D	Providence College, HE

1998

at Buffalo, June 27

ROUND OVERALL	NAME	POS.	TEAM, LEAGUE
1/7	Manny Malhotra	C	Guelph, OHL
2/40	Randy Copley	RW	Cape Breton, QMJHL
3/66	Jason LaBarbera	G	Tri Cities, WHL
4/114	Boyd Kane	LW	Regina, WHL
5/122	Patrick Leahy	RW	Miami University, CCHA
5/131	Tomas Kloucek	D	Slavia Praha Jr., Czech Republic
7/180	Stefan Lundqvist	RW	Brynas Gavle, Sweden
8/207	Johan Witehall	RW	Leksand, Sweden
9/235	Jan Mertzig	D	Lulea, Sweden

1999

at Boston, June 26

ROUND OVERALL	NAME	POS.	TEAM, LEAGUE
1/4	Pavel Brendl	RW	Calgary, WHL
1/9	Jamie Lundmark	C	Moose Jaw, WHL
2/59	David Inman	C	Notre Dame, CCHA
3/79	Johan Asplund	G	Brynas Gavle, Sweden
3/90	Patrick Aufiero	D	Boston Univ., HE
5/137	Garett Bembridge	RW	Saskatoon, WHL
6/177	Jay Dardis	C	Proctor, USHS
7/197	Arto Laatikainen	D	Espoo, Finland
8/226	Evgeny Gusakov	LW	Togliatti, Russia
9/251	Petter Henning	RW	MoDo, Sweden
9/254	Alexei Bulatov	LW	Yekateringburg, Russia

2000

at Calgary, June 24-25

ROUND OVERALL	NAME	POS.	TEAM, LEAGUE
2/64	Filip Novak	D	Regina, WHL
3/95	Dominic Moore	C	Harvard, ECAC
4/112	Premsyl Duben	D	Jihlava, Slovakia
5/140	Nathan Martz	C	Chilliwack, BCJHL
5/143	Brandon Snee	G	Union College, ECAC
6/175	Sven Helfenstein	C/RW	Kloten Jr., Switzerland
7/205	Henrik Lundqvist	G	Frolunda, Sweden
8/238	Danny Eberly	D	RPI, ECAC
9/269	Martin Richter	D	SaiPa, Finland

2001

at Florida, June 23-24

ROUND OVERALL	NAME	POS.	TEAM, LEAGUE
1/10	Dan Blackburn	G	Kootenay, WHL
2/40	Fedor Tyutin	D	St. Petersburg, Russia
3/79	Garth Murray	C	Regina, WHL
4/113	Bryce Lampman	D	Omaha, USHL
5/139	Shawn Collymore	RW	Quebec, QMJHL
6/176	Marek Zidlicky	D	IFK, Finland
7/206	Petr Preucil	C	Quebec, QMJHL
7/226	Pontus Petterstrom	F	Tingsryd, Sweden Jr.
8/230	Leonid Zhvachkin	D	Podolsk, Jr., Russia
8/238	Ryan Hollweg	C	Medicine Hat, WHL
9/269	Juris Stals	C	Lukko, Finland

2002

at Toronto, June 22-23

ROUND OVERALL	NAME	POS.	TEAM, LEAGUE
2/33	Lee Falardeau	RW	Michigan State, CCHA
3/81	Marcus Jonasen	LW	Vasteras, Sweden
4/127	Nathan Guenin	D	Green Bay, USHL
5/143	Mike Walsh	LW	Compuware, NAHL
6/177	Jake Taylor	D	Green Bay, USHL
6/194	Kim Hirschovits	C	IFK Helsinki, Finland
7/226	Joseph Crabb	RW	Green Bay, USHL
8/240	Petr Prucha	RW	Pardubice, Czech Republic
9/270	Rob Flynn	RW	Harvard, ECAC

ALL-TIME NHL ENTRY DRAFT SELECTIONS

2003

at Nashville, June 21-22

ROUND OVERALL	NAME	POS.	TEAM, LEAGUE
1/12	Hugh Jessiman	RW	Dartmouth,ECAC
2/50	Ivan Baranka	D	Dubnica, Slovakia
3/75	Ken Roche	C	St. Sebastian's Prep
4/122	Corey Potter	D	Michigan State, CCHA
5/149	Nigel Dawes	LW	Kootenay, WHL
6/176	Ivan Dornic	C	Bratislava, Slovakia
6/179	Philippe Furrer	D	Bern,Switzerland
6/180	Chris Holt	G	United States Juniors
7/209	Dylan Reese	D	Pittsburgh, NAHL
8/243	Jan Marek	F	Trinec, Czech Republic

2004

at Carolina, June 26-27

ROUND OVERALL	NAME	POS.	TEAM, LEAGUE
1/6	Alvaro Montoya	G	Univ. of Michigan, CCHA
1/19	Lauri Korpikoski	LW	TPS Tuku, Finland Jr.
2/36	Darin Olver	C	Northern Michigan, CCHA
2/48	Dane Byers	LW	Prince Albert, WHL
2/51	Bruce Graham	C	Moncton, QMJHL
2/60	Brandon Dubinsky	C	Portland, WHL
3/73	Zdenek Bahensky	RW	Litvinov, Czech. Jr.
3/80	Billy Ryan	C	Cushing Academy, USHSE
4/127	Ryan Callahan	RW	Guelph, OHL
5/135	Roman Psurny	LW	Zlin, Czech Republic, Jr.
6/169	Jordan Foote	LW	Nanaimo, BCHL
8/247	Jonathan Paiment	D	Lewiston, QMJHL
9/266	Jakub Petruzalek	RW	Livinov, Czech Republic

2005

at Ottawa, July 30

ROUND OVERALL	NAME	POS.	TEAM, LEAGUE
1/12	Marc Staal	D	Sudbury, OHL
2/40	Michael Sauer	D	Portland, WHL
2/56	Marc-Andre Cliche	RW	Lewiston, QMJHL
3/66	Brodie Dupont	C	Calgary, WHL
3/77	Dalyn Flatt	D	Saskatoon, WHL
4/107	Tom Pyatt	C	Saginaw, OHL
5/147	Trevor Koverko	D	Owen Sound, OHL
6/178	Greg Beller	LW	Lake of the Woods, USHSE
7/211	Ryan Russell	C	Kootenay, WHL

2006

at Vancouver, June 24

ROUND OVERALL	NAME	POS.	TEAM, LEAGUE
1/21	Bobby Sanguinetti	D	Owen Sound, OHL
2/54	Artem Anisimov	C	Yaroslavl-2, Russia
3/84	Ryan Hillier	LW	Halifax, QMJHL
4/104	David Kveton	RW	Vsetin, Czech Republic
5/137	Tomas Zaborsky	F	Trencin, Slovakia Jr.
6/174	Eric Hunter	LW	Prince George, WHL
7/204	Lukas Zeliska	C	Trinec, Czech Republic

2007

at Columbus, June 22-23

ROUND OVERALL	NAME	POS.	TEAM, LEAGUE
1/17	Alexei Cherepanov	RW	Omsk, Russia
2/48	Antoine Lafleur	G	PEI, QMJHL
5/138	Max Campbell	C	Strathroy, OJHL-B
6/168	Carl Hagelin	LW	Sodertalje, Sweden Jr.
7/193	David Skokan	C	Rimouski, QMJHL
7/198	Danny Hobbs	RW	Ohio, USHL

2008

at Ottawa, June 20-21

ROUND OVERALL	NAME	POS.	TEAM, LEAGUE
1/20	Michael Del Zotto	D	Oshawa, OHL
2/51	Derek Stepan	C	Shattuck-St. Mary's, H.S.-MN
3/75	Evgeny Grachev	C	Yaroslavl-2, Russia
3/90	Tomas Kundratek	D	Trinec, Czech Republic
4/111	Dale Weise	RW	Swift Current, WHL
5/141	Chris Doyle	C	P.E.I, QMJHL
6/171	Mitch Gaulton	D	Erie, OHL

2009

at Montreal, June 26-27

ROUND OVERALL	NAME	POS.	TEAM, LEAGUE
1/19	Chris Kreider	F	Phillips Andover, HS-MA
2/47	Ethan Werek	F	Kingston, OHL
3/80	Ryan Bourque	F	USA U-18, USDP
5/127	Roman Horak	F	HC Ceske Budejovice, CZE-JR
5/140	Scott Stajcer	G	Owen Sound, OHL
6/170	Daniel Maggio	D	Sudbury, OHL
7/200	Mikhail Pashnin	D	Mechel, RUS-2

2010

at Los Angeles, June 25-26

ROUND OVERALL	NAME	POS.	TEAM, LEAGUE
1/10	Dylan McIlrath	D	Moose Jaw, OHL
2/40	Christian Thomas	RW	Oshawa, OHL
4/100	Andrew Yogan	F	Erie, OHL
5/130	Jason Wilson	LW	Owen Sound, OHL
6/157	Jesper Fasth	RW	HV 71 Jr., SWE-JR
7/190	Randy McNaught	RW	Saskatoon, WHL

2011

at St. Paul, June 24-25

ROUND OVERALL	NAME	POS.	TEAM, LEAGUE
1/15	J.T. Miller	C	USA U-18, USHL
3/72	Steven Fogarty	C	Edina High, HIGH-MN
4/106	Michael St. Croix	C	Edmonton, WHL
5/134	Shane McColgan	RW	Kelowna, WHL
5/136	Samuel Noreau	D	Baie Comeau, QMJHL
6/172	Peter Ceresnak	D	Trencin Jr., Slovokia-Jr.

2012

at Pittsburgh, June 22-23

ROUND OVERALL	NAME	POS.	TEAM, LEAGUE
1/28	Brady Skjei	D	USA U-18, USHL
2/59	Boo Nieves	C	Kent School, HIGH-CT
4/119	Calle Andersson	D	Farjestad Jr., SWE-JR
5/142	Thomas Spelling	RW	Herning, Denmark

2013

at Newark, June 30

ROUND OVERALL	NAME	POS.	TEAM, LEAGUE
3/65	Adam Tambellini	C	Surrey, BCHL
3/75	Pavel Buchnevich	LW	Cheropovets 2, RUS-JR
3/80	Anthony Duclair	LW	Quebec, QMJHL
4/110	Ryan Graves	D	P. E. I., QMJHL
6/170	Mackenzie Skapski	G	Kootenay, WHL

2014

at Philadelphia, June 27-28

ROUND OVERALL	NAME	POS.	TEAM, LEAGUE
2/59	Brandon Halverson	G	Sault Ste. Marie, OHL
3/85	Keegan Iverson	RW	Portland, WHL
4/104	Ryan Mantha	D	Indiana, USHL
4/118	Igor Shesterkin	G	MHK Spartak, Russia-Jr.
5/122	Richard Nejezchleb	LW	Brandon, WHL
5/140	Daniel Walcott	D	Blainville-Boisbriand, QMJHL
5/142	Tyler Nanne	D	Edina High, HIGH-MN

ALL-TIME PLAYER REGISTER

			REGULAR SEASON					PLAYOFFS				
NO.	NAME & POSITION	YEARS PLAYED	GP	G	A	PTS	PIM	GP	G	A	PTS	PIM
4	**Clarence "Taffy" Abel (D)**	1926-27—1928-29	110	10	6	16	147	16	1	1	2	30
19	**Doug Adam (LW)**	1949-50	4	0	1	1	0	—	—	—	—	—
17	**Lloyd Ailsby (D)**	1951-52	3	0	0	0	2	—	—	—	—	—
15	**Clint Albright (C)**	1948-49	59	14	5	19	19	—	—	—	—	—
*37	**Conor Allen (D)**	2013-14	3	0	0	0	0	—	—	—	—	—
	(Signed as a free agent on 3/29/13.)											
17	**George Allen (D)**	1938-39	19	6	6	12	10	19	6	6	12	10
14	**Mike Allison (LW)**	1980-82—1982-86	266	63	102	165	297	53	4	12	16	92
18	**Bill Allum (D)**	1940-41	1	0	1	1	0	—	—	—	—	—
33, 31	**Tony Amonte (RW)**	1991-92—1993-94	234	84	99	183	135	15	3	8	11	4
	(Selected in the 4th round, 68th overall, in the 1988 Entry Draft. Traded to Chicago with Matt Oates on 3/21/94 for Brian Noonan and Stephane Matteau.)											
36	**Glenn Anderson (RW)**	1993-94	12	4	2	6	12	23	3	3	6	42
	(Acquired from Toronto with Scott Malone and a 1994 4th round draft choice (Alexander Korobolin) on 3/21/94 for Mike Gartner. Signed as a free agent by St. Louis on 2/4/95.)											
24	**Kent-Erik Anderson (RW)**	1982-84	134	13	35	48	22	14	0	1	1	4
5	**Peter Andersson (D)**	1992-93—1993-94	39	5	12	17	20	—	—	—	—	—
	(Selected in the 5th round, 73rd overall, in the 1983 Entry Draft. Traded to Florida on 3/21/94 for their 1994 9th round draft choice (Vitali Yeremeyev.)											
25	**Steve Andrascik (RW)**	1971-72	—	—	—	—	—	1	0	0	0	0
18	**Paul Andrea (RW)**	1965-66	4	1	1	2	0	4	1	1	2	0
17	**Lou Angotti (C)**	1964-65—1965-66	91	11	10	21	22	—	—	—	—	—
42	**Artem Anisimov (C)**	2008-09—2011-12	244	46	62	108	86	26	4	7	11	4
	(Selected in the 2nd round, 54th overall, in the 2006 Entry Draft. Traded to Columbus on 7/23/12 with Brandon Dubinsky, Tim Erixon, and a 1st round draft choice in exchange for Rick Nash, Steven Delisle, and a conditional 3rd round draft choice.)											
20	**Hub Anslow (LW)**	1947-48	2	0	0	0	0	—	—	—	—	—
80	**Nik Antropov (RW)**	2008-09	18	7	6	13	6	7	2	1	3	6
	(Acquired from Toronto on 3/4/09 for 2009 2nd round pick. Left via free agency.)											
6	**Syl Apps, Jr. (C)**	1970-71	31	1	2	3	11	—	—	—	—	—
10	**Dave Archibald (C)**	1989-90	19	2	3	5	6	—	—	—	—	—
	(Acquired from Minnesota on 11/1/89 for Jayson More. Traded to Ottawa on 11/6/92 for a 1993 5th round draft choice (Frederick Beaubien.)											
18, 37	**Derek Armstrong (C)**	1998-1999—2000-01	7	0	0	0	0	—	—	—	—	—
17, 21	(Signed as a free agent on 7/20/98. Left via free agency.)											
45	**Arron Asham (RW)**	2012-13 – 2013-14	33	2	0	2	64	10	2	0	2	6
	(Signed as a free agent on 7/1/12. Left via free agency.)											
16	**Oscar Asmundson (C)**	1932-33—1933-34	94	7	16	23	28	9	0	2	2	4
9	**Walt Atanas (RW)**	1944-45	49	13	8	21	40	—	—	—	—	—
24	**Ron Attwell (C)**	1967-68	4	0	0	0	2	—	—	—	—	—
10	**Ossie Aubuchon (LW)**	1943-44	38	16	12	28	4	—	—	—	—	—
16	**Sean Avery (LW)**	2006-07—2011-12	264	45	78	123	601	28	5	10	15	69
	(Acquired from Los Angeles on 2/5/07 with John Seymour for Jason Ward, Jan Marek and Marc-Andre Cliche. Left via free agency. Claimed off re-entry waivers from Dallas on 3/3/09. Retired.)											
6	**Don Awrey (D)**	1977-78	78	2	8	10	38	3	0	0	0	6
2	**Vern Ayres (D)**	1935-36	28	0	4	4	38	—	—	—	—	—
15	**Pete Babando (LW)**	1952-53	29	4	4	8	4	—	—	—	—	—
55	**Christian Backman (D)**	2007-08	18	2	6	8	20	8	0	0	0	12
	(Acquired from St. Louis on 2/26/08 for a 2008 4th round draft choice. Traded to Columbus on 7/2/08 with Fedor Tyutin for Nikolai Zherdev and Dan Fritsche.)											
21	**Mike Backman (RW)**	1981-82—1983-84	18	1	6	7	18	10	2	2	4	2
6	**Bill Baker (D)**	1982-83	70	4	14	18	64	2	0	0	0	0
20	**Jozef Balej (RW)**	2003-04	13	1	4	5	4	—	—	—	—	—
	(Acquired from Montreal on 3/2/04, along with a 2004 2nd round draft choice (Bruce Graham), in exchange for Alex Kovalev. Traded to Vancouver on 10/8/05, along with a 2006 5th round draft choice for Fedor Fedorov.)											
11, 22,	**Dave Balon (LW)**	1959-60—1962-63;										
8, 17		1968-69—1971-72	361	99	113	212	284	29	5	6	11	38
25	**Jeff Bandura (D)**	1980-81	2	0	1	1	0	—	—	—	—	—
39	**Drew Bannister (D)**	2000-01	3	0	0	0	0	—	—	—	—	—
	(Signed as a free agent on 10/3/99. Left via free agency.)											
21	**Ivan Baranka (D)**	2007-08	1	0	1	1	0	—	—	—	—	—
	(Selected in the 2nd round, 50th overall, in the 2003 Entry Draft.)											
36	**Matthew Barnaby (RW)**	2001-02—2003-04	196	34	55	89	406	—	—	—	—	—
	(Acquired from Tampa Bay on 12/12/01 for Zdeno Ciger. Traded to Colorado on 3/8/04, along with a 2004 3rd round draft choice (Denis Parshin), for David Liffiton. Chris McAllister and a 2004 2nd round draft choice (David Shantz.)											
11	**Dave Barr (C)**	1983-84	6	0	0	0	2	—	—	—	—	—
22, 14	**Jimmy Bartlett (LW)**	1955-56;										
17		1958-59—1959-60	126	19	14	33	174	—	—	—	—	—
	Cliff Barton (RW)	1939-40	3	0	0	0	0	—	—	—	—	—
12, 10	**Andy Bathgate (RW)**	1952-53—1963-64	719	272	457	729	444	22	9	7	16	19
9, 16												
16	**Frank Bathgate (C)**	1952-53	2	0	0	0	2	—	—	—	—	—
21	**Frank Beaton (LW)**	1978-79—1979-80	25	1	1	2	43	—	—	—	—	—
5, 3	**Barry Beck (D)**	1979-80—1985-86	415	66	173	239	775	49	10	22	32	77
23	**John Bednarski (D)**	1974-75—1976-77	99	2	18	20	114	1	0	0	0	17
19	**Danny Belisle (RW)**	1960-61	4	2	0	2	0	—	—	—	—	—
39	**Brendan Bell (D)**	2011-12	1	0	0	0	0					
	(Signed as a free agent on 8/9/11.)											
29	**Bruce Bell (D)**	1987-88	13	1	2	3	8	—	—	—	—	—
2	**Harry Bell (D)**	1946-47	1	0	1	1	0	—	—	—	—	—
20, 5	**Joe Bell (LW)**	1942-43; 1946-47	62	8	9	17	18	—	—	—	—	—
15	**Lin Bend (C)**	1942-43	8	3	1	4	2	—	—	—	—	—
20	**Curt Bennett (C)**	1972-73	16	0	1	1	11	—	—	—	—	—

ALL-TIME PLAYER REGISTER

			REGULAR SEASON					PLAYOFFS				
NO.	NAME & POSITION	YEARS PLAYED	GP	G	A	PTS	PIM	GP	G	A	PTS	PIM
17, 27	**Rick Bennett (LW)**	1989–90—1991-92	15	1	1	2	13	—	—	—	—	—
	(Acquired from Minnesota with Brian Lawton and Igor Liba on 10/11/88 for Mark Tinordi, Paul Jerrard, Mike Sullivan, Brett Barnett and Los Angeles' 1989 3rd round draft choice (Murray Garbutt.) Signed as a free agent by Hartford in August 1993.)											
14	**Doug Bentley (LW)**	1953-54	20	2	10	12	2	—	—	—	—	—
22, 10	**Max Bentley (C)**	1953-54	57	14	18	32	15	—	—	—	—	—
34	**Bryan Berard (D)**	2001-02	82	2	21	23	60	—	—	—	—	—
	(Signed as a free agent on 10/4/01. Left via free agency.)											
24	**Gordon "Red" Berenson (C)**	1966-67—1967-68	49	2	6	8	4	4	0	1	1	2
18	**Bill Berg (LW)**	1995-96—1997-98	152	11	16	27	119	13	1	0	1	2
	(Acquired from Toronto with Sergio Momesso on 2/29/96 for Wayne Presley and Nick Kypreos. Traded to Ottawa on 11/27/98 with a 1999 2nd round draft choice (Jordan Leopold) for Stan Neckar.)											
19, 15	**Blair Betts (C)**	2005-06—2008-09	304	25	15	40	84	28	1	1	2	8
	(Acquired from Calgary on 3/6/04 with Jamie McLennan and Greg Moore for Chris Simon and a 2004 7th round draft choice (Matt Schneider.) Left via Free Agency.)											
23	**Jeff Beukeboom (D)**	1991-92—1998-99	520	18	72	90	1157	70	2	13	15	147
	(Acquired from Edmonton on 11/12/91 for David Shaw as future considerations of the Mark Messier trade on 10/4/91. Retired following the 1998-99 season.)											
25	**Nick Beverley (D)**	1974-75—1976-77	126	4	23	27	67	—	—	—	—	—
41	**Stu Bickel (D)**	2011-12 – 2012-13	67	0	9	9	157	18	0	0	0	16
	(Acquired from Anaheim on 11/23/10 for Nigel Williams. Left via free agency.)											
6	**Bob Blackburn (C)**	1968-69	11	0	0	0	0	—	—	—	—	—
23	**Don Blackburn (LW)**	1969-70—1970-71	4	0	0	0	0	1	0	0	0	0
18	**Mike Blaisdell (RW)**	1983-84—1984-85	48	6	6	12	42	—	—	—	—	—
38	**Jeff Bloemberg (D)**	1988-89—1991-92	43	3	6	9	25	7	0	3	3	5
	(Selected in the 5th round, 93rd overall, in the 1986 Entry Draft. Selected by Tampa Bay on 6/18/92 in the NHL Expansion Draft.)											
32, 38,	**Sylvain Blouin (LW)**	1996-97—1997-98	7	0	0	0	23	—	—	—	—	—
30	(Selected in the 5th round, 104th overall, in the 1994 Entry Draft. Traded to Montreal on 6/30/98 with a 1999 6th round draft choice (Erik Lewerstrom) for Peter Popovic.)											
94	**Derek Boogaard (L)**	2010-11	22	1	1	2	45	—	—	—	—	—
	(Signed as a free agent on 7/1/10.)											
6, 3	**Tim Bothwell (D)**	1978-79—1981-82	62	4	10	14	32	9	0	0	0	8
21	**Dick Bouchard (RW)**	1954-55	1	0	0	0	0	—	—	—	—	—
39	**Joel Bouchard (D)**	2002-03; 2003-04	55	6	14	20	24	—	—	—	—	—
	(Signed as a free agent on 8/7/02. Traded to Pittsburgh on 2/10/03 with Rico Fata, Richard Lintner, Mikael Samuelsson for Alex Kovalev, Dan LaCouture, Janne Laukkanen and Mike Wilson. Claimed in the NHL Waiver Draft from Buffalo on 10/3/03. Left via free agency.)											
17, 7	**Frank Boucher (C)**	1926-27—1937-38;										
		1943-44	533	152	261	413	114	52	16	18	34	12
2, 12	**Leo Bourgeault (D)**	1926-27—1930-31	155	17	11	28	219	20	1	1	2	18
29	**Phil Bourque (LW)**	1992-93—1993-94	71	6	15	21	47	—	—	—	—	—
	(Signed as a free agent on 8/31/92 from Pittsburgh. Traded to Ottawa on 3/21/94 for future considerations.)											
27	**Paul Boutilier (D)**	1987-88	4	0	1	1	6	—	—	—	—	—
15, 2	**Jack Bownass (D)**	1958-59—1959-60;										
		1961-62	76	3	7	10	58	—	—	—	—	—
8	**William Boyd (RW)**	1926-27—1928-29	95	8	1	9	56	9	0	0	0	2
22	**Brian Boyle (C)**	2009-10 – 2013-14	355	44	46	90	265	58	9	10	19	42
	(Acquired from Los Angeles on 6/27/09 for a 3rd round selection in the 2010 Entry Draft (Jordan Weal). Left via free agency.)											
87	**Donald Brashear (LW)**	2009-10	36	0	1	1	73	—	—	—	—	—
	(Signed as a free agent on 7/1/09. Traded to Atlanta on 8/2/10 with Patrick Rissmiller for Todd White.)											
*16	**Derick Brassard (C)**	2012-13 – 2013-14	94	23	33	56	46	35	8	16	24	10
	(Acquired from Columbus on 4/3/13 with Derek Dorsett, John Moore, and a 6th round pick in the 2014 NHL Entry Draft (later traded), Steven Delisle, and Blake Parlett" after "Marian Gaborik for Marian Gaborik,											
15	**Doug Brennan (D)**	1931-32—1933-34	123	9	7	16	152	16	1	0	1	21
12	**Rich Brennan (D)**	1998-99	24	1	3	4	23	—	—	—	—	—
	(Acquired from San Jose on 3/24/98 for Jason Muzzatti. Left via agency.)											
8	**John Brenneman (LW)**	1964-65—1965-66	33	3	3	6	20	—	—	—	—	—
32	**Stephane Brochu (D)**	1988-89	1	0	0	0	0	—	—	—	—	—
13	**Bob Brooke (C)**	1983-84—1986-87	175	35	36	71	214	24	6	9	15	43
37	**Paul Broten (RW)**	1989-90—1992-93	194	27	33	60	194	24	2	3	5	14
	(Selected in the 4th round, 77th overall, in the 1984 Entry Draft. Selected by Dallas on 10/2/93 in the NHL Waiver Draft.)											
4	**Arnie Brown (D)**	1964-65—1970-71	460	33	98	131	545	29	0	7	7	23
4	**Brad Brown (D)**	2000-01	48	1	3	4	107	—	—	—	—	—
	(Acquired from Chicago with Michal Grosek on 10/5/00 for future considerations. Left via free agency.)											
16	**Harold Brown (RW)**	1945-46	13	2	1	3	2	—	—	—	—	—
4, 21	**Larry Brown (D)**	1969-70—1970-71	46	1	4	5	18	11	0	1	1	0
14	**Stanley Brown (LW)**	1926-27	24	6	2	8	14	2	0	0	0	0
17, 24	**Jeff Brubaker (LW)**	1987-88	31	2	0	2	78	—	—	—	—	—
12	**Glenn Brydson (RW)**	1935-36	30	4	12	16	9	—	—	—	—	—
19	**Bucky Buchanan (C)**	1948-49	2	0	0	0	0	—	—	—	—	—
4	**Hy Buller (D)**	1951-52—1953-54	179	22	55	77	209	—	—	—	—	—
9	**Pavel Bure (RW)**	2001-02—2002-03	51	31	19	50	22	—	—	—	—	—
	(Acquired from Florida with a 2002 second round draft choice (Lee Falardeau) on 3/18/02 for Igor Ulanov, Filip Novak, 2002 1st (later traded to Calgary - Eric Nystrom) and 2nd (Rob Globke) round draft choices and 2003 4th round draft choice (Guillame Desbiens.) Declared medically unable to play on 9/11/03.)											
14	**Kelly Burnett (C)**	1952-53	3	1	0	1	0	—	—	—	—	—
24, 27	**Gary Burns (LW)**	1980-81—1981-82	11	2	2	4	18	5	0	0	0	6
15	**Norman Burns (C)**	1941-42	11	0	4	4	2	—	—	—	—	—
17, 20	**Jerry Butler (RW)**	1972-73—1974-75	112	24	26	50	130	15	1	2	3	41
54, 36	**Dane Byers (LW)**	2007-08; 2009-10	6	1	0	1	31	—	—	—	—	—
	(Selected in the 2nd round, 48th overall, in the 2004 Entry Draft. Traded to Columbus for Chad Kolarik on 11/11/10.)											
15	**Jerry Byers (LW)**	1977-78	7	2	1	3	0	—	—	—	—	—
5, 2	**Larry Cahan (D)**	1956-57—1958-59;										
		1961-62—1964-65	303	19	39	58	337	14	0	0	0	16

ALL-TIME PLAYER REGISTER

			REGULAR SEASON					PLAYOFFS				
NO.	NAME & POSITION	YEARS PLAYED	GP	G	A	PTS	PIM	GP	G	A	PTS	PIM
29	**Eric Cairns (D)**	1996-97—1997-98	79	0	4	4	239	3	0	0	0	0
	(Selected in the 3rd round, 72nd overall, in the 1992 Entry Draft. Claimed off waivers by the Islanders on 12/22/98.)											
43, 24	**Ryan Callahan (RW)**	2006-07 – 2013-14	450	132	122	254	268	59	14	10	24	38
	(Selected in the 4th round, 127th overall, in the 2004 Entry Draft. Traded to Tampa Bay on 3/5/14 with a 1st round pick in the 2014 Entry Draft (later traded), and a 1st round pick in the 2015 Entry Draft for Martin St. Louis.											
14	**Patsy Callighen (D)**	1927-28	36	0	0	0	32	9	0	0	0	0
14	**Scotty Cameron (C)**	1942-43	35	8	11	19	0	—	—	—	—	—
13	**Daniel Carcillo (LW)**	2013-14	31	3	0	3	43	8	2	0	2	22
	(Acquired from Los Angeles on 1/4/14 for a 7th round pick in the 2014 Entry Draft (Spencer Watson). Left via free agency.)											
38	**Terry Carkner (D)**	1986-87	52	2	13	15	120	1	0	0	0	0
11	**Bob Carpenter (C)**	1986-87	28	2	8	10	20	—	—	—	—	—
9, 20	**Gene Carr (C)**	1971-72—1973-74	138	18	23	41	90	17	1	4	5	21
11	**Lorne Carr (RW)**	1933-34	14	0	0	0	0	—	—	—	—	—
14	**Gene Carrigan (C)**	1930-31	33	2	0	2	13	—	—	—	—	—
18	**Bill Carse (C)**	1938-39	1	0	1	1	0	6	1	1	2	0
	Gerald Carson (C)	1928-29	14	0	0	0	5	5	0	0	0	0
22	**Anson Carter (RW)**	2002-03—2003-04	54	11	11	22	20	—	—	—	—	—
	(Acquired from Edmonton on 3/11/03 with Ales Pisa for Radek Dvorak and Cory Cross. Traded to Washington on 1/23/04 for Jaromir Jagr.)											
26	**Jay Caufield (RW)**	1986-87	13	2	1	3	45	3	0	0	0	12
	Chick Chalmers (C)	1953-54	1	0	0	0	0	—	—	—	—	—
36	**Todd Charlesworth (D)**	1989-90	7	0	0	0	6	—	—	—	—	—
	(Acquired from Edmonton on 1/18/90 for future considerations. Left via free agency.)											
11	**Rick Chartraw (D)**	1982-83—1983-84	30	2	2	4	41	9	0	2	2	6
26, 40	**Erik Christensen (C)**	2009-10—2011-12	132	20	38	58	44	5	1	0	1	2
	(Claimed off waivers from the Anaheim Ducks on 12/02/2009. Traded to Minnesota on 2/3/12 with a 2013 conditional 7th round draft choice for Casey Wellman.)											
6	**Bob Chrystal (D)**	1953-54—1954-55	132	11	14	25	112	—	—	—	—	—
22	**Shane Churla (LW)**	1995-96—1996-97	55	0	1	1	132	26	2	2	4	34
	(Acquired from Los Angeles on 3/14/96 with Marty McSorley and Jari Kurri for Ray Ferraro, Mattias Norstrom, Ian Laperriere, Nathan LaFayette and a 1997 4th round choice (Sean Blanchard.) Retired following the 1997-98 season.)											
15	**Hank Ciesla (C)**	1957-58—1958-59	129	8	20	28	37	6	0	2	2	0
18	**Zdeno Ciger (LW)**	2001-02	29	6	7	13	16	—	—	—	—	—
	(Signed as a free agent on 7/17/01. Traded to Tampa Bay on 12/12/01 for Matthew Barnaby.)											
18, 6	**Joe Cirella (D)**	1990-91—1992-93	141	7	18	25	258	19	0	6	6	49
	(Acquired from Quebec on 1/17/91 for Aaron Miller and a 1991 5th round draft choice (Bill Lindsay.) Selected by Florida on 6/24/93 in the NHL Expansion Draft.)											
32	**Dan Clark (D)**	1978-79	4	0	1	1	6	—	—	—	—	—
6	**Bruce Cline (RW)**	1956-57	30	2	3	5	10	—	—	—	—	—
29	**Ryane Clowe (LW)**	2012-13	12	3	5	8	14	2	0	1	1	0
	(Acquired from San Jose on 4/2/13 in exchange for a 2nd round pick in 2013, a 3rd round pick in 2013 (originally Florida's) and a conditional pick in 2014. Left via free agency.)											
15	**Bill Collins (RW)**	1975-76	50	4	4	8	38	—	—	—	—	—
5, 16	**Mac Colville (RW)**	1935-36—1941-42; 1945-46—1946-47	353	71	104	175	132	40	9	10	19	14
6	**Neil Colville (C)**	1935-36—1941-42; 1944-45—1948-49	464	99	166	265	213	46	7	19	26	33
16	**Les Colwill (RW)**	1958-59	69	7	6	13	16	—	—	—	—	—
6, 16	**Charles Conacher, Jr. (LW)**	1954-55—1955-56	93	21	18	39	22	—	—	—	—	—
15, 5	**Jim Conacher (C)**	1951-52—1952-53	33	2	5	7	4	16	1	1	2	2
28	**Pat Conacher (C)**	1979-80; 1982-83	22	0	6	6	8	3	0	1	1	2
15	**Bert Connelly (LW)**	1934-35—1935-36	72	12	13	25	33	4	1	0	1	0
20	**Cam Connor (RW)**	1979-80—1982-83	28	1	6	7	81	12	4	0	4	18
5	**Bill Cook (RW)**	1926-27—1936-37	474	229	138	367	386	46	13	12	25	66
6	**Fred "Bun" Cook (LW)**	1926-27—1935-36	433	154	139	293	419	46	15	3	18	57
10	**Hal Cooper (RW)**	1944-45	8	0	0	0	2	—	—	—	—	—
11, 12	**Joe Cooper (D)**	1935-36—1937-38; 1946-47	154	5	13	18	136	—	—	—	—	—
2, 17	**Art Coulter (D)**	1935-36—1941-42	287	18	67	85	332	37	2	5	7	46
21	**Russ Courtnall (RW)**	1996-97	14	2	5	7	2	15	3	4	7	0
	(Acquired from Vancouver on 3/8/97 with Esa Tikkanen for Sergei Nemchinov and Brian Noonan. Signed by the Los Angeles Kings on 11/7/97 as a free agent .)											
18	**Danny Cox (LW)**	1933-34	15	5	0	5	2	2	0	0	0	0
32	**Bob Crawford (RW)**	1985-86—1986-87	14	1	2	3	12	7	0	1	1	8
16	**Dave Creighton (C)**	1955-56—1957-58	210	55	87	142	125	16	5	5	10	4
18	**Cory Cross (D)**	2002-03	26	0	4	4	16	—	—	—	—	—
	(Signed as a free agent on 12/17/02. Traded to Edmonton on 3/11/03 with Radek Dvorak for Anson Carter and Ales Pisa.)											
14	**Brian Cullen (C)**	1959-60—1960-61	106	19	40	59	12	—	—	—	—	—
5	**Matt Cullen (C)**	2006-07	80	16	25	41	52	10	1	3	4	6
	(Signed as a free agent on 7/1/06 - Traded to Carolina on 7/7/07 for Andrew Hutchinson, Joe Barnes and a 3rd round pick in 2008.)											
17	**Ray Cullen (C)**	1965-66	8	1	3	4	0	—	—	—	—	—
19	**Bob Cunningham (C)**	1960-61—1961-62	4	0	1	1	0	4	0	1	1	0
2	**Ian Cushenan (D)**	1959-60	17	0	1	1	12	—	—	—	—	—
22	**Paul Cyr (LW)**	1987-88—1988-89	41	4	13	17	43	—	—	—	—	—
16, 9	**Ulf Dahlen (LW)**	1987-88—1989-90	189	71	60	131	106	4	0	0	0	0
	(Selected in the 1st round, 7th overall, in the 1985 Entry Draft. Traded to Minnesota on 3/6/90 with Los Angeles' 1990 4th round draft choice (Cal McGowan) for Mike Gartner.)											
12	**Alexandre Daigle (RW/C)**	1999-00	58		8		18	26		23		—
—	—	—	—									
	(Acquired from Tampa Bay on 10/3/99 in exchange for future considerations. Retired following the 1999-00 season.)											
5	**Hank Damore (C)**	1943-44	4	1	0	1	2	—	—	—	—	—
4	**Gordon Davidson (D)**	1942-43—1943-44	51	3	6	9	8	—	—	—	—	—
8	**Buck Davies (C)**	1947-48	—	—	—	—	—	1	0	0	0	0

ALL-TIME PLAYER REGISTER

			REGULAR SEASON					PLAYOFFS				
NO.	NAME & POSITION	YEARS PLAYED	GP	G	A	PTS	PIM	GP	G	A	PTS	PIM
22, 27	**Jason Dawe (RW)**	1999-00; 2001-02	4	0	1	1	2	—	—	—	—	—
	(Acquired from Nashville on 2/2/00 for John Namestnikov. Left via free agency.)											
10	**Nigel Dawes (LW)**	2006-07—2008-09	69	15	15	30	10	11	2	2	4	0
	(Selected in the 5th round, 149th overall, in the 2003 Entry Draft. Traded to Phoenix with Dmitri Kalinin and Petr Prucha for Derek Morris on 3/4/09.)											
16	**Billy Dea (LW)**	1953-54	14	1	1	2	2	—	—	—	—	—
35, 23,	**Lucien DeBlois (RW)**	1977-78—1979-80;										
23, 32		1986-87—1988-89	326	57	79	136	297	18	2	0	2	12
16	**Val Delory (LW)**	1948-49	1	0	0	0	0	—	—	—	—	—
4	**Michael Del Zotto (D)**	2009-10 – 2013-14	292	26	95	121	116	32	3	9	12	20
	(Selected in the 1st round, 20th overall, in the 2008 Entry Draft. Traded to Nashville on 1/22/14 for Kevin Klein.)											
24	**Ab DeMarco, Jr. (D)**	1969-70—1972-73	104	8	21	29	19	—	—	—	—	—
15	**Ab DeMarco, Sr. (D)**	1943-44—1946-47	182	67	86	153	36	9	0	1	1	2
5	**Tony Demers (RW)**	1943-44	1	0	0	0	0	—	—	—	—	—
14	**Jean-Paul Denis (RW)**	1946-47; 1949-50	10	0	2	2	2	—	—	—	—	—
11	**Victor Desjardins (C)**	1931-32	48	3	3	6	16	7	0	0	0	0
33	**Andre Deveaux (C)**	2011-12	9	0	1	1	29					
	(Signed as a free agent on 8/10/11. Left via free agency.)											
4	**Greg de Vries (D)**	2003-04	53	3	12	15	37	—	—	—	—	—
	(Signed as a free agent on 7/14/03. Traded to Ottawa on 3/9/04 for Karel Rachunek and Alexandre Giroux.)											
2	**Tom Dewar (D)**	1943-44	9	0	2	2	4	—	—	—	—	—
4	**Raphael Diaz (D)**	2013-14	11	1	1	2	4	4	0	0	0	0
	(Acquired from Vancouver on 3/5/14 in exchange for a 5th round pick in the 2015 Entry Draft. Left via free agency.)											
14	**Herb Dickenson (LW)**	1951-52—1952-53	48	18	17	35	10	—	—	—	—	—
4	**Bob Dill (D)**	1943-44—1944-45	76	15	15	30	135	—	—	—	—	—
8, 15	**Cecil Dillon (RW)**	1930-31—1938-39	409	160	121	281	93	38	13	9	22	15
9, 11	**Wayne Dillon (C)**	1975-76—1977-78	216	43	66	109	58	3	0	1	1	0
16	**Rob DiMaio (RW)**	1999-00	12	1	3	4	8	—	—	—	—	—
	(Acquired from Boston on 3/10/00 for Mike Knuble. Traded to Carolina on 8/4/00 with Darren Langdon in exchange for Sandy McCarthy and a conditional draft choice (Bryce Lampman.)											
16	**Marcel Dionne (C)**	1986-87—1988-89	118	42	56	98	80	6	1	1	2	2
44	**Per Djoos (D)**	1991-92—1992-93	56	2	19	21	42	—	—	—	—	—
3	**Gary Doak (D)**	1971-72	49	1	10	11	2	—	—	—	—	—
25, 21	**Jason Doig (D)**	1999-00—2000-01	10	0	1	1	22	—	—	—	—	—
	(Acquired from Phoenix on 3/23/99 with a 1999 6th round draft choice (Jay Dardis) for Stan Neckar. Traded to Ottawa with Jeff Ulmer on 6/29/01 in exchange for Sean Gagnon.)											
28	**Tie Domi (RW)**	1990-91—1992-93	82	5	4	9	526	6	1	1	2	32
	(Acquired from Toronto on 6/28/90 with Mark Laforest for Greg Johnson. Traded to Winnipeg with Kris King on 12/28/92 in exchange for Ed Olczyk.)											
8	**Ted Donato (C)**	2002-03	49	2	1	3	6	—	—	—	—	—
	(Signed as a free agent on 7/8/02. Left via free agency.)											
22	**Mike Donnelly (LW)**	1986-87—1987-88	22	3	3	6	8	—	—	—	—	—
27, 2	**Andre Dore (D)**	1978-79—1982-83;										
33		1984-85	139	8	38	46	153	10	1	1	2	16
8	**Jim Dorey (D)**	1971-72	1	0	0	0	0	1	0	0	0	0
15	**Derek Dorsett (RW)**	2012-13 – 2013-14	51	4	4	8	128	34	0	2	2	47
	(Acquired from Columbus on 4/3/13 with Derick Brassard, John Moore, and a 6th round pick in the 2014 Entry Draft (later traded), for Marian Gaborik, Steven Delisle, and Blake Parlett. Traded to Vancouver on 6/27/14 for a 3rd round pick in 2014 (Keegan Iverson).)											
33	**Bruce Driver (D)**	1995-96 —1997-98	220	13	74	87	136	26	0	8	8	6
	(Signed as an unrestricted free agent on 8/24/95. Retired following the 1997-98 season.)											
16	**Jim Drummond (D)**	1944-45	2	0	0	0	0	—	—	—	—	—
23	**Chris Drury (C)**	2007-08-2010-11	264	62	89	151	116	21	4	4	8	12
	(Signed as a free agent on 7/1/07. Contract bought out on 6/29/11.)											
19	**Christian Dube (C)**	1996-97—1998-99	33	1	1	2	4	3	0	0	0	0
	(Selected in the 2nd round, 39th overall, in the 1995 Entry Draft.)											
54, 17	**Brandon Dubinsky (C)**	2006-07—2011-12	393	81	132	213	110	31	7	10	17	46
	(Selected in the 2nd round, 60th overall, in the 2004 Entry Draft. Traded to Columbus on 7/23/12 with Artem Anisimov, Tim Erixon, and a 2013 1st round draft choice in exchange for Rick Nash, Steven Deslisle and a conditional 3rd round draft choice.)											
9	**Dick Duff (LW)**	1963-64—1964-65	43	7	13	20	22	—	—	—	—	—
6	**Marc Dufour (RW)**	1963-64—1964-65	12	1	0	1	2	—	—	—	—	—
44, 10	**Ron Duguay (C)**	1977-78—1982-83;										
		1986-87—1987-88	499	164	176	340	370	69	28	19	47	103
19	**Craig Duncanson (RW)**	1992-93	3	0	1	1	0	—	—	—	—	—
	(Signed as a free agent on 9/4/92. Left via free agency.)											
25	**Andre Dupont (D)**	1970-71	7	1	2	3	21	—	—	—	—	—
39	**Brodie Dupont (C)**	2010-11	1	0	0	0	0	—	—	—	—	—
	(Selected in the 3rd round, 66th overall, in the 2005 NHL Entry Draft. Traded to Nashville for Andreas Thuresson on 7/2/11.)											
61	**Pascal Dupuis (LW)**	2006-07	6	1	0	1	0	—	—	—	—	—
	(Acquired from Minnesota on 2/9/07 for Adam Hall. Traded to Atlanta on 2/27/07 with a 2007 3rd round draft choice for Alex Bourret.)											
22	**Benoit Dusablon (C)**	2003-04	3	0	0	0	2	—	—	—	—	—
	(Signed as free agent 6/12/02. Left via free agency.)											
18	**Duke Dutkowski (D)**	1933-34	29	0	3	3	16	2	0	0	0	0
20	**Radek Dvorak (RW)**	1999-00—2002-03	256	65	99	164	60	—	—	—	—	—
	(Acquired from San Jose on 12/30/99 for Todd Harvey and a 2001 4th round draft choice (Dimitri Patzold.) Traded to Edmonton on 3/11/03 with Cory Cross for Anson Carter and Ales Pisa.)											
32	**Gordie Dwyer (LW)**	2002-03	17	0	1	1	50	—	—	—	—	—
	(Acquired from Tampa Bay on 10/10/02 for Boyd Kane. Claimed off waivers by Montreal on 2/21/03.)											
	Henry Dyck (LW)	1943-44	1	0	0	0	0	—	—	—	—	—
28	**Dallas Eakins (D/LW)**	1996-97	3	0	0	0	6	4	0	0	0	4
	(Acquired from Phoenix on 2/6/97 with Mike Eastwood for Jay More. Left via free agency.)											
32	**Mike Eastwood (C)**	1996-97—1997-98	75	6	12	18	26	15	1	2	3	22
	(Acquired from Phoenix on 2/6/97 with Dallas Eakins for Jay More. Traded to St. Louis on 3/24/98 for Harry York.)											
2	**Frank Eddolls (D)**	1947-48—1951-52	260	18	34	52	88	13	0	1	1	4
6	**Pat Egan (D)**	1949-50—1950-51	140	10	21	31	120	12	3	1	4	6

ALL-TIME PLAYER REGISTER

			REGULAR SEASON					PLAYOFFS				
NO.	NAME & POSITION	YEARS PLAYED	GP	G	A	PTS	PIM	GP	G	A	PTS	PIM
20	**Jack Egers (RW)**	1969-70—1971-72; 1973-74	111	13	14	27	72	16	4	1	5	16
44	**Steve Eminger (D)**	2010-11—2012-13	142	4	10	14	58	15	0	2	2	4
	(Acquired from Anaheim on 7/9/10 for Aaron Voros and Ryan Hillier. Left via free agency.)											
20	**Jan Erixon (LW)**	1983-84—1992-93	556	57	159	216	167	58	7	7	14	16
	(Selected in the 2nd round, 30th overall, in the 1981 Entry Draft. Retired following the 1992-93 season.)											
12	**Bob Errey (RW)**	1997-98	12	0	0	0	7	—	—	—	—	—
	(Acquired from Dallas on 3/24/98 with Todd Harvey and a 1998 4th round draft choice (Boyd Kane) for Mike Keane, Brian Skrudland and a 1998 conditional draft choice (6th round – Pavel Patera.) Retired following the 1997-98 season.)											
25	**Anders Eriksson (D)**	2009-10	8	0	2	2	0	—	—	—	—	—
	(Acquired from Phoenix on 3/3/10 for Miika Wiikman and a 7th round selection in 2011. Left via free agency.)											
53	**Tim Erixon (D)**	2011-12	18	0	2	2	8					
	(Acquired from Calgary on 6/1/1 with a 2011 5th round draft choice for Roman Horak and two 2011 2nd round draft choices. Traded to Columbus on 7/23/12 with Brandon Dubinsky, Artem Anisimov, and a 1st round draft choice for Rick Nash, Steven Delisle, and a conditional 3rd round draft choice.)											
77, 12, 5	**Phil Esposito (C)**	1975-76—1980-81	422	184	220	404	240	30	11	15	26	33
5, 30, 3	**Jack Evans (D)**	1948-49—1951-52; 1953-54—1957-58	407	15	38	53	670	16	1	1	2	22
5	**Bill Ezinicki (RW)**	1954-55	16	2	2	4	22	—	—	—	—	—
24	**Trevor Fahey (LW)**	1964-65	1	0	0	0	0	—	—	—	—	—
10, 14	**Bill Fairbairn (RW)**	1968-69—1976-77	536	138	224	362	161	52	13	21	34	29
44	**Justin Falk (D)**	2013-14	21	0	2	2	20	—	—	—	—	—
	(Acquired from Minnesota on 6/30/13 for Benn Ferriero and a 6th round pick in the 2014 Entry Draft. Left via free agency.)											
3	**Dave Farrish (D)**	1976-77—1978-79	217	6	41	47	225	10	0	2	2	14
*12	**Jesper Fast (RW)**	2013-14	11	0	0	0	2	3	0	1	1	0
	(Selected in the 6th round, 157th overall, in the 2010 Entry Draft.)											
38, 27	**Rico Fata (RW)**	2001-02—2002-03	46	2	4	6	6	—	—	—	—	—
	(Claimed off waivers from the Calgary Flames on 10/3/01. Traded to Pittsburgh on 2/10/03 with Joel Bouchard, Richard Lintner, Mikael Samuelsson for Alex Kovalev, Dan LaCouture, Janne Laukkanen and Mike Wilson.)											
6	**Glen Featherstone (D)**	1994-95	6	1	0	1	18	—	—	—	—	—
	(Acquired from Boston on 8/19/94 for Daniel Lacroix. Traded to Hartford on 3/23/95 with Michael Stewart, a 1995 1st round choice (J.S. Giguere) and a 1996 4th round choice (Steve Wasylko) for Pat Verbeek.)											
17	**Fedor Fedorov (LW)**	2005-06	3	0	0	0	6	—	—	—	—	—
	(Acquired from Vancouver on 10/7/05 in exchange for Jozef Balej and a conditional draft pick. Left via free agency.)											
26	**Ruslan Fedotenko (L)**	2010-11—2011-12	139	19	20	45	41	25	2	7	9	4
	(Signed as a free agent on 10/4/10. Left via free agency.)											
37	**Brent Fedyk (LW)**	1998-99	67	4	6	10	30	—	—	—	—	—
	(Signed as a free agent on 8/13/98. Left via free agency.)											
32	**Tony Feltrin (D)**	1985-86	10	0	0	0	21	—	—	—	—	—
42, 25	**Paul Fenton (LW)**	1986-87	8	0	0	0	2	—	—	—	—	—
14	**Chris Ferraro (C)**	1995-96 —1996-97	14	2	1	3	6	—	—	—	—	—
	(Selected in the 4th round, 85th overall, in the 1992 Entry Draft. Claimed off waivers by Pittsburgh on 10/1/97.)											
21, 17,	**Peter Ferraro (RW)**	1995-96 —1997-98	8	0	1	1	2	2	0	0	0	0
14	(Selected in the 1st round, 24th overall, in the 1992 Entry Draft. Claimed off waivers by Pittsburgh on 10/1/97. Claimed off waivers from Pittsburgh on 1/14/98. Signed as a free agent by Boston on 8/5/98.)											
21	**Ray Ferraro (C)**	1995-96	65	25	29	54	82	—	—	—	—	—
	(Signed as a free agent on 7/19/95. Traded to Los Angeles on 3/14/96 with Mattias Norstrom, Ian Laperriere, Nathan LaFayette and a 1997 4th round draft choice (Sean Blanchard) for Marty McSorley, Shane Churla and Jari Kurri.)											
36	**Benn Ferriero (C)**	2012-13	4	0	1	1	0	—	—	—	—	—
	(Acquired from Pittsburgh in exchange for Chad Kolarik on 1/24/13 Traded to Minnesota on 6/30/13 with a 2014 6th round draft choice for Justin Falk.)											
26	**Jeff Finley (D)**	1997-98—1998-99	65	1	6	7	55	—	—	—	—	—
	(Signed as a free agent on 7/17/97. Traded to St. Louis on 2/13/99 with Geoff Smith for future considerations (Chris Kenady.)											
41	**Peter Fiorentino (D)**	1991-92	1	0	0	0	0	—	—	—	—	—
	(Selected in the 11th round, 215th overall, in the 1988 Entry Draft. Left via free agency. Signed as a free agent 8/6/96. Retired following the 1997-98 season.)											
12	**Dunc Fisher (RW)**	1947-48—1950-51	142	21	37	58	82	13	3	4	7	14
6	**Sandy Fitzpatrick (C)**	1964-65	4	0	0	0	2	—	—	—	—	—
8	**Pat Flatley (RW)**	1996-97	68	10	12	22	26	11	0	0	0	14
	(Signed as a free agent on 9/6/96. Retired following the 1996-97 season.)											
9	**Reggie Fleming (LW)**	1965-66—1968-69	241	50	49	99	540	13	0	4	4	22
14	**Theoren Fleury (RW)**	1999-00—2001-02	224	69	132	201	406	—	—	—	—	—
	(Signed as a free agent on 7/8/99. Left via free agency.)											
18	**Gerry Foley (RW)**	1956-57—1957-58	137	9	14	23	91	9	0	1	1	2
14	**Val Fonteyne (LW)**	1963-64—1964-65	96	7	19	26	6	—	—	—	—	—
8	**Lou Fontinato (D)**	1954-55—1960-61	418	22	57	79	939	15	0	1	1	19
17	**Colin Forbes (LW)**	2000-01	19	1	4	5	15	—	—	—	—	—
	(Acquired from Ottawa on 3/1/01 for Eric Lacroix. Left via free agency.)											
4	**Harry "Yip" Foster (D)**	1929-30	31	0	0	0	10	—	—	—	—	—
18	**Herb Foster (LW)**	1940-41; 1947-48	5	1	0	1	5	—	—	—	—	—
22	**Nick Fotiu (LW)**	1976-77—1978-79; 1980-81—1984-85	455	41	62	103	970	24	0	3	3	27
6	**Archie Fraser (C)**	1943-44	3	0	1	1	0	—	—	—	—	—
21	**Scott Fraser (RW)**	1998-99	28	2	4	6	14	—	—	—	—	—
	(Signed as a free agent on 7/2/98. Left via free agency.)											
49	**Dan Fritsche (LW)**	2008-09	16	1	3	4	2	—	—	—	—	—
	(Acquired along with Nikolai Zherdev for Fedor Tyutin and Christian Backman on 7/2/08. Traded to Minnesota on 1/29/09 for Erik Reitz.)											
31	**Alex Frolov (LW)**	2010-11	43	7	9	16	8	—	—	—	—	—
	(Signed as a free agent on 7/26/10. Left via free agency.)											
8,38	**Robbie Ftorek (C)**	1981-82—1984-85	170	32	55	87	112	14	8	4	12	11

ALL-TIME PLAYER REGISTER

			REGULAR SEASON					PLAYOFFS				
NO.	NAME & POSITION	YEARS PLAYED	GP	G	A	PTS	PIM	GP	G	A	PTS	PIM
10	**Marian Gaborik (RW)**	2009-10—2012-13	255	114	115	229	97	25	6	7	13	4
	(Signed as a free agent on 7/1/09. Traded to Columbus with Steven Delisle and Blake Parlett on 4/3/13 in exchange for Derick Brassard, Derek Dorsett, John Moore and a 6th round pick in 2014.)											
4	**Bill Gadsby (D)**	1954-55—1960-61	457	58	212	270	413	16	2	5	7	10
9	**Dave Gagner (C)**	1984-85—1986-87	80	11	16	27	47	—	—	—	—	—
8	**Norm Gainor (C)**	1931-32	46	3	9	12	9	7	0	0	0	2
4	**Maxim Galanov (D)**	1997-98	6	0	1	1	2	—	—	—	—	—
	(Selected in the 3rd round, 61st overall, in the 1993 Entry Draft. Selected by Pittsburgh on 10/5/98 in the NHL Waiver Draft.)											
17, 12	**Cal Gardner (C)**	1945-46—1947-48	126	28	36	64	103	—	—	—	—	—
15	**Red Garrett (D)**	1942-43	23	1	1	2	18	—	—	—	—	—
22	**Mike Gartner (RW)**	1989-90—1993-94	322	173	113	286	231	29	14	12	26	16
	(Acquired from Minnesota on 3/6/90 for Ulf Dahlen, a 1990 4th round draft choice (Cal McGowan) and future considerations.Traded to Toronto on 3/21/94 for Glenn Anderson, a 1994 4th round draft choice (Alexander Korobolin) and Scott Malone.)											
9	**Fern Gauthier (RW)**	1943-44	33	14	10	24	0	—	—	—	—	—
7, 10	**Jean-Guy Gendron (LW)**	1955-56—1957-58; 1961-62	272	38	41	79	217	22	6	3	9	21
5	**Bernie Geoffrion (RW)**	1966-67—1967-68	117	22	41	63	53	5	2	1	3	0
12	**Ken Gernander (C)**	1995-96—1996-97; 2003—04	12	2	3	5	6	15	0	0	0	0
	(Signed as a free agent on 9/9/94) Retired following the 2004-05 season.											
17	**Greg Gilbert (LW)**	1993-94	76	4	11	15	29	23	1	3	4	8
	(Signed as a free agent on 7/29/93. Selected by St. Louis on 1/18/95 in the NHL Waiver Draft.)											
7, 16	**Rod Gilbert (RW)**	1960-61—1977-78	1065	406	615	1021	508	79	34	33	67	43
6	**Curt Giles (D)**	1986-87—1987-88	74	2	17	19	60	5	0	0	0	6
16	**Randy Gilhen (C)**	1991-92—1992-93	73	10	9	19	22	13	1	2	3	2
	(Acquired from Los Angeles on 12/23/91 for Corey Millen. Traded to Tampa Bay on 3/22/93 for Mike Hartman.)											
6	**Jere Gillis (LW)**	1980-81—1981-82	61	13	19	32	20	14	2	5	7	9
97	**Matt Gilroy (D)**	2009-10—2010-11; 2012-13	142	7	19	26	43	5	1	0	1	2
	(Signed as a free agent on 4/17/09. Left via free agency. Signed as a free agent on 1/13/13. Left via free agency.)											
*46, 5	**Dan Girardi (D)**	2006-07 – 2013-14	569	36	142	178	217	89	6	20	26	30
	(Signed as a free agent on 7/1/06.)											
39	**Alexandre Giroux (LW)**	2005-06	1	0	0	0	0	—	—	—	—	—
	(Acquired from Ottawa on 3/9/04 with Karel Rachunek for Greg de Vries. Left via free agency.)											
8	**Howie Glover (RW)**	1963-64	25	1	0	1	9	—	—	—	—	—
19	**Pete Goegan (D)**	1961-62	7	0	2	2	6	—	—	—	—	—
12	**Bill Goldsworthy (RW)**	1976-77—1977-78	68	10	13	23	55	—	—	—	—	—
14	**Leroy Goldsworthy (D)**	1929-30	44	4	1	5	16	4	0	0	0	2
11	**Hank Goldup (LW)**	1942-43—1945-46	103	34	46	80	69	—	—	—	—	—
19	**Scott Gomez (C)**	2007-08 — 2008-09	158	32	96	128	96	17	6	10	16	12
	(Signed as a free agent on 7/1/07. Traded to Montreal with Tom Pyat and Mike Busto for Christopher Higgins , Ryan McDonagh, Pavel Valentenko and Doug Janik on 6/30/09.)											
16, 36, 39	**Daniel Goneau (LW)**	1996-97—1997-98; 1999-00	53	12	3	15	14	—	—	—	—	—
	(Selected in the 2nd round, 48th overall, in the 1996 Entry Draft.)											
16	**Billy Gooden (LW)**	1942-43—1943-44	53	9	11	20	15	—	—	—	—	—
19, 16	**Jack Gordon (RW)**	1948-49—1950-51	36	3	10	13	0	9	1	1	2	7
11	**Benoit Gosselin (LW)**	1977-78	7	0	0	0	33	—	—	—	—	—
9, 20	**Phil Goyette (C)**	1963-64—1968-69; 1971-72	397	98	231	329	51	—	—	—	—	—
91	**Evgeny Grachev (C)**	2010-11	8	0	0	0	0	—	—	—	—	—
	(Selected in the 3rd round, 75th overall, in the 2008 NHL Entry Draft. Traded to St. Louis for 2011 third round pick (Steven Fogarty) on 6/25/11.)											
18, 39	**Tony Granato (RW)**	1988-89—1989-90	115	43	45	88	217	4	1	1	2	21
	(Selected in the 6th round, 120th overall, in the 1982 Entry Draft. Traded to Los Angeles on 1/20/90 with Tomas Sandstrom for Bernie Nicholls.)											
23	**Norm Gratton (LW)**	1971-72	3	0	1	1	0	—	—	—	—	—
9, 11	**Adam Graves (LW)**	1991-92—2000-01	772	280	227	507	810	68	28	16	44	70
	(Signed as a free agent on 9/3/91. Edmonton received Troy Mallette as compensation on 9/9/91. Traded to San Jose on 6/24/01 for Mikael Samuelsson and Christian Gosselin.)											
2	**Alex Gray (RW)**	1927-28	43	7	0	7	28	9	1	0	1	0
22, 44	**Josh Green (LW)**	2002-03; 2003-04	18	3	2	5	10	—	—	—	—	—
	(Acquired from Edmonton on 12/12/03 for a 2004 conditional draft choice. Claimed off waivers by Washington on 1/15/03. Claimed off waivers from Calgary on 3/6/04. Left via free agency.)											
47	**Mike Green (C)**	2003-04	13	1	2	3	2	—	—	—	—	—
	(Claimed off waivers from Florida on 3/9/04, Rights traded to Dallas on 6/14/06 for a conditional pick in the 2008 NHL entry draft.)											
4	**Ron Greschner (D)**	1974-75—1989-90	982	179	431	610	1226	84	17	32	49	106
	(Selected in the 2nd round, 32nd overall, in the 1974 Entry Draft. Retired following the 1989-90 season.)											
99	**Wayne Gretzky (C)**	1996-97—1998-99	234	57	192	249	70	15	10	10	20	2
	(Signed as a free agent on 7/21/96. Retired following the 1998-99 season.)											
5	**Jari Gronstrand (D)**	1987-88	62	3	11	14	63	—	—	—	—	—
22, 8	**Michal Grosek (LW)**	2000-01—2001-02	80	12	13	25	73	—	—	—	—	—
	(Acquired from Chicago with Brad Brown on 10/5/00 for future considerations. Left via free agency.)											
2	**Jocelyn Guevremont (D)**	1979-80	20	2	5	7	6	—	—	—	—	—
20, 12	**Aldo Guidolin (D)**	1952-53—1955-56	182	9	15	24	117	—	—	—	—	—
25	**Alexei Gusarov (D)**	2000-01	26	1	3	4	6	—	—	—	—	—
	(Acquired from Colorado on 12/28/00 for a 5th round draft choice in the 2001 NHL Entry Draft (Frantisek Skladany.) Traded to St. Louis on 3/5/01 for Peter Smrek.)											
11	**Vic Hadfield (LW)**	1961-62—1973-74	839	262	310	572	1036	62	22	19	41	106
*62	**Carl Hagelin (LW)**	2011-12 – 2013-14	184	41	54	95	86	54	10	11	21	33
	(Selected in the 6th round, 168th overall, in the 2007 Entry Draft.)											
32	**Micheal Haley (C)**	2012-13	9	0	0	0	12	2	0	0	0	0
	(Signed as a free agent on 7/1/12.)											

ALL-TIME PLAYER REGISTER

			REGULAR SEASON					PLAYOFFS				
NO.	NAME & POSITION	YEARS PLAYED	GP	G	A	PTS	PIM	GP	G	A	PTS	PIM
18	**Adam Hall (RW)**	2006-07	49	4	8	12	18	—	—	—	—	—
	(Acquired from Nashville on 7/19/06 for Dominic Moore. Traded to Minnesota on 2/9/07 for Pascal Dupuis.)											
19	**Wayne Hall (LW)**	1960-61	4	0	0	0	0	—	—	—	—	—
15	**Jeff Halpern (C)**	2012-13	30	0	1	1	8	—	—	—	—	—
	(Signed as a free agent on 7/9/12. Claimed off waivers by Montreal on 3/23/2013.)											
6, 25	**Allan Hamilton (D)**	1965-66;										
		1967-68—1969-70	81	0	5	5	54	6	0	0	0	0
6	**Ken Hammond (D)**	1988-89	3	0	0	0	0	—	—	—	—	—
22	**Ted Hampson (C)**	1960-61—1962-63	183	14	40	54	16	6	0	1	1	0
40	**Roman Hamrlik (D)**	2012-13	12	0	0	0	6	2	0	1	1	2
	(Claimed off waivers from Washington on 3/6/2013. Left via free agency.)											
2, 6	**John Hanna (D)**	1958-59—1960-61	177	6	26	32	204	—	—	—	—	—
6	**Pat Hannigan (RW)**	1960-61—1961-62	109	19	23	42	58	4	0	0	0	2
14	**Mark Hardy (D)**	1987-88—1992-93	284	7	52	59	409	52	4	14	18	128
	(Acquired from Minnesota on 12/9/88 for Larry Bernard and a 1989 5th round draft choice (Rhys Hollyman.) Traded to Los Angeles on 3/22/93 with Ottawa's 1993 5th round draft choice (Frederik Beaubien) for John McIntyre.)											
3	**Ron Harris (D)**	1972-73—1975-76	146	6	30	36	64	24	4	3	7	25
17	**Ed Harrison (LW)**	1950-51	4	1	0	1	2	—	—	—	—	—
18	**Mike Hartman (RW)**	1992-93—1994-95	39	1	1	2	80	—	—	—	—	—
	(Acquired from Tampa Bay on 3/22/93 for Randy Gilhen. Loaned to Detroit Vipers (IHL) on 3/8/95.)											
2	**Doug Harvey (D)**	1961-62—1963-64	151	10	61	71	144	—	—	—	—	—
20	**Todd Harvey (RW)**	1998-99—1999-00	68	14	20	34	134	—	—	—	—	—
	(Acquired from Dallas on 3/24/98 with Bob Errey and a 1998 4th round draft choice (Boyd Kane) for Mike Keane, Brian Skrudland and a 1998 conditional draft pick (6th round – Pavel Patera); Traded to San Jose on 12/30/99 with a 2001 4th round draft choice (Dimitri Patzold) for Radek Dvorak.)											
4	**Kevin Hatcher (D)**	1999-00	74	4	19	23	38	—	—	—	—	—
	(Acquired from Pittsburgh on 9/30/99 for Peter Popovic. Left via free agency.)											
12	**Gordie Haworth (C)**	1952-53	2	0	1	1	0	—	—	—	—	—
25	**Paul Healey (LW)**	2003-04	4	0	0	0	0	—	—	—	—	—
	(Signed as a free agent on 7/28/03. Traded to Florida on 3/9/04 for Jeff Paul.)											
19	**Mark Heaslip (RW)**	1976-77—1977-78	48	6	10	16	65	3	0	0	0	0
26, 40	**Randy Heath (LW)**	1984-85—1985-86	13	2	4	6	15	—	—	—	—	—
12	**Andy Hebenton (RW)**	1955-56—1962-63	560	177	191	368	75	22	6	5	11	8
15	**Anders Hedberg (RW)**	1978-79—1984-85	465	172	225	397	144	58	22	24	46	31
49	**Ilkka Heikkinen (D)**	2009-10	7	0	0	0	0	—	—	—	—	—
	(Signed as a free agent on 5/20/09. Left via free agency.)											
23	**Bill Heindl (LW)**	1972-73	4	1	0	1	0	—	—	—	—	—
47	**Barrett Heisten (LW)**	2001-02	10	0	0	0	2	—	—	—	—	—
	(Signed as a free agent on 6/11/01. Traded to Dallas with Manny Malhotra on 3/12/02 for Martin Rucinsky and Roman Lyashenko.)											
3, 14	**Ott Heller (D)**	1931-32—1945-46	647	55	176	231	465	61	6	8	14	61
23	**Raimo Helminen (C)**	1985-86—1986-87	87	12	34	46	12	—	—	—	—	—
21	**Camille Henry (LW)**	1953-54—1954-55;										
		1956-57—1964-65;										
		1967-68	637	256	222	478	78	22	3	7	10	5
18	**Wally Hergesheimer (RW)**	1951-52—1955-56;										
		1958-59	310	112	77	189	94	5	1	0	1	0
15	**Obs Heximer (LW)**	1929-30	19	1	0	1	4	—	—	—	—	—
6	**Bryan Hextall, Jr. (C)**	1962-63	21	0	2	2	10	18	0	4	4	59
12, 19	**Bryan Hextall, Sr. (RW)**	1936-37—1943-44;										
		1945-46—1947-48	447	187	175	362	221	37	8	9	17	19
21	**Dennis Hextall (C)**	1967-68—1968-69	13	1	4	5	25	2	0	0	0	0
17, 12	**Bill Hicke (RW)**	1964-65—1966-67	137	18	33	51	58	—	—	—	—	—
28	**Greg Hickey (LW)**	1977-78	1	0	0	0	0	—	—	—	—	—
16, 14	**Pat Hickey (LW)**	1975-76—1979-80;										
24		1981-82	370	128	129	257	216	—	—	—	—	—
14	**Ike Hildebrand (RW)**	1953-54	31	6	7	13	12	—	—	—	—	—
21	**Christopher Higgins (LW)**	2009-10	55	6	8	14	32	—	—	—	—	—
	(Acquired from Montreal with Ryan McDonagh, Pavel Valentenko and Doug Janik for Tom Pyat and Mike Busto on 6/30/09. Traded to Calgary with Ales Kotalik on 2/1/09 for Olli Jokinen and Brandon Prust.)											
8, 18	**Dutch Hiller (LW)**	1937-38—1940-41;										
		1943-44	200	49	70	119	116	23	3	4	7	11
16	**Jim Hiller (RW)**	1993-94	2	0	0	0	7	—	—	—	—	—
2	**Wayne Hillman (D)**	1964-65—1967-68	219	6	42	48	185	6	0	0	0	2
27, 37	**Jan Hlavac (LW)**	1999-00—2000-01	218	52	80	132	52	—	—	—	—	—
		2003-04										
	(Acquired from Calgary on 6/26/99 with a 1999 first round draft choice (Jamie Lundmark) and 1999 3rd round draft choice (Patrick Aufiero) for Marc Savard and a 1999 1st round draft choice (Oleg Saprykin.) Traded to Philadelphia with Kim Johnsson, Pavel Brendl and a 2003 third round draft choice (Stefan Ruzicka) for Eric Lindros and future considerations. Signed as a free agent on 8/28/03. Left via free agency.)											
88	**Ken Hodge (RW)**	1976-77—1977-78	96	23	45	68	51	—	—	—	—	—
16	**Bobby Holik (C)**	2002-03—2003-04	146	41	50	91	146	—	—	—	—	—
	(Signed as a free agent on 7/1/02. Club exercised buyout option on 7/29/05.)											
22	**Jerry Holland (LW)**	1974-75—1975-76	37	8	4	12	6	—	—	—	—	—
44	**Ryan Hollweg (LW)**	2005-06—2007-08	200	5	7	12	311	14	0	1	1	23
	(Selected in the 8th round, 238th overall, in the 2001 Entry Draft. Traded to Toronto on 7/14/08 for Pittsburgh's 2009 fifth round draft choice.)											
17	**Greg Holst (C)**	1975-76—1977-78	11	0	0	0	0	—	—	—	—	—
6	**Miloslav Horava (D)**	1988-89—1990-91	80	5	17	22	38	2	0	1	1	0
	(Acquired from Edmonton on 10/23/86 with Don Jackson, Mike Golden and future considerations for Reijo Routsalainen, Ville Kentala, Clark Donatelli and Jim Wiemer. Traded to Quebec on 5/25/91 for Stephane Guerard.)											
3	**Tim Horton (D)**	1969-70—1970-71	93	3	23	26	73	19	2	5	7	32
6, 11	**Bronco Horvath (C)**	1955-56—1956-57;										
		1962-63	114	20	34	54	78	5	1	2	3	34

ALL-TIME PLAYER REGISTER

			REGULAR SEASON					PLAYOFFS				
NO.	NAME & POSITION	YEARS PLAYED	GP	G	A	PTS	PIM	GP	G	A	PTS	PIM
23	**Ed Hospodar (D)**	1979-80—1980-81	122	8	23	31	442	19	3	0	3	135
81	**Marcel Hossa (LW)**	2005-06—2007-08	164	21	21	42	78	14	2	2	4	10
	(Acquired by the Rangers from Montreal in exchange for Garth Murray on 9/30/05. Traded to Phoenix on 2/26/08 with Al Montoya for David LeNeveu, Fredrik Sjostrom, Josh Gratton, and 2009 fifth round draft choice.)16, 11						**Vic Howe (RW)**	1950-51;				
		1953-54—1954-55	33	3	4	7	10	—	—	—	—	—
3	**Harry Howell (D)**	1952-53—1968-69	1160	82	263	345	1147	34	3	2	5	30
21, 5	**Ron Howell (D-F)**	1954-55—1955-56	4	0	0	0	4	—	—	—	—	—
27	**Willie Huber (D)**	1983-84—1987-88	238	28	58	86	284	28	5	5	10	33
15	**Mike Hudson (C)**	1993-94	48	4	7	11	47	—	—	—	—	—
	(Selected from Edmonton on 10/3/93 in the NHL Waiver Draft. Selected by Pittsburgh on 1/18/95 in the NHL Waiver Draft.)											
28	**John Hughes (D)**	1980-81	—	—	—	—	—	3	0	1	1	6
21	**Jody Hull (RW)**	1990-91—1991-92	50	5	8	13	12	—	—	—	—	—
	(Acquired from Hartford on 7/9/90 for Carey Wilson and a 1991 3rd round draft choice (Mikael Nylander.) Traded to Ottawa on 7/28/92 for future considerations.)											
5	**Fred Hunt (RW)**	1944-45	44	13	9	22	6	—	—	—	—	—
25	**Larry Huras (D)**	1976-77	2	0	0	0	0	—	—	—	—	—
32	**Mike Hurlbut (D)**	1992-93	23	1	8	9	16	—	—	—	—	—
	(Selected on 6/10/88 in the NHL supplemental draft. Traded to Quebec on 9/7/93 for Alexander Karpovtsev.)											
11	**Ron Hutchinson (C)**	1960-61	9	0	0	0	0	—	—	—	—	—
38	**Jarkko Immonen (C)**	2005-06—2006-07	20	3	5	8	4	—	—	—	—	—
	(Acquired from Toronto on 3/3/04 with Maxim Kondratiev, a 2004 1st round draft choice (Chris Chucko) and a 2005 2nd round draft choice (Michael Sauer) for Brian Leetch and a 2004 4th round draft choice (Roman Kukumberg.) Left via free agency.)											
10	**Earl Ingarfield (C)**	1958-59—1966-67	527	122	142	264	201	10	3	2	5	2
4	**Ron Ingram (D)**	1963-64—1964-65	19	1	3	4	10	—	—	—	—	—
27	**Ted Irvine (LW)**	1969-70—1974-75	378	86	91	177	438	60	10	18	28	102
2	**Ivan Irwin (D)**	1953-54—1955-56;										
		1957-58	151	2	26	28	214	5	0	0	0	8
15	**Brad Isbister (LW)**	2006-07	19	1	4	5	14	4	0	0	0	2
	(Acquired from Carolina on 11/21/06 for Jakub Petruzalek. Left via free agency.)											
29	**Don Jackson (D)**	1986-87	22	1	0	1	91	—	—	—	—	—
14	**Jeff Jackson (LW)**	1986-87	9	5	1	6	15	6	1	1	2	16
68	**Jaromir Jagr (RW)**	2003-04—2007-08	277	124	195	319	220	23	10	17	27	26
	(Acquired from Washington on 1/23/04 for Anson Carter. Left via free agency.)											
14	**Jimmy Jamieson (D)**	1943-44	1	0	1	1	0	—	—	—	—	—
15, 47,	**Mark Janssens (C)**	1987-88—1991-92	157	14	15	29	338	15	5	1	6	16
27	(Selected in the 4th round, 72nd overall, in the 1986 Entry Draft. Traded to Minnesota on 3/10/92 for Mario Thyer and a 1993 3rd round draft choice (Maxim Galanov.)											
28	**Doug Jarrett (D)**	1975-76—1976-77	54	0	4	4	23	—	—	—	—	—
8	**Pierre Jarry (LW)**	1971-72	34	3	3	6	20	—	—	—	—	—
10, 17	**Larry Jeffrey (LW)**	1967-68—1968-69	122	3	10	13	27	7	0	0	0	2
15, 39	**Chris Jensen (RW)**	1985-86—1987-88	53	7	11	18	23	—	—	—	—	—
2	**Joe Jerwa (D)**	1930-31	33	4	7	11	72	—	—	—	—	—
26	**Andreas Johansson (LW)**	2001-02	70	14	10	24	46	—	—	—	—	—
	(Claimed from the Calgary Flames in the NHL Waiver Draft on 9/29/00. Left via free agency.)											
6, 5	**Don Johns (D)**	1960-61;	148	2	21	23	70	—	—	—	—	—
		1962-63—1964-65										
3	**Ching Johnson (D)**	1926-27—1936-37	403	38	48	86	798	54	2	7	9	159
24	**Jim Johnson (C)**	1964-65—1966-67	8	1	0	1	0	—	—	—	—	—
3	**Kim Johnsson (D)**	1999-00—2000-01	151	11	36	47	86	—	—	—	—	—
	(Selected in the 12th round, 286th overall, in the 1994 Entry Draft. Traded to Philadelphia with Jan Hlavac, Pavel Brendl and a 2003 3rd round draft choice (Stefan Ruzicka) for Eric Lindros and future considerations.)											
17, 14	**Ed Johnstone (RW)**	1975-76;										
		1977-78—1982-83	371	109	125	234	319	53	13	10	23	83
21	**Olli Jokinen (C)**	2009-10	26	4	11	15	22	—	—	—	—	—
	(Acquired from Calgary with Brandon Prust on 2/1/10 for Ales Kotalik and Christopher Higgins. Left via free agency.)											
6	**Bob Jones (LW)**	1968-69	2	0	0	0	0	—	—	—	—	—
16	**Bing Juckes (LW)**	1947-48; 1949-50	16	2	1	3	6	—	—	—	—	—
19	**Bill Juzda (D)**	1940-41—1941-42;										
		1945-46—1947-48	187	11	25	36	178	12	0	1	1	13
11, 15	**Bob Kabel (C)**	1959-60—1960-61	48	5	13	18	34	—	—	—	—	—
45	**Dmitri Kalinin (D)**	2008-09	58	1	12	13	26	—	—	—	—	—
	(Signed as a free agent on 7/3/09. Traded to Phoenix with Nigel Dawes and Petr Prucha for Derek Morris on 3/4/09.)											
17	**Alex Kaleta (LW)**	1948-49—1950-51	181	32	37	69	84	10	0	3	3	0
13	**Valeri Kamensky (LW)**	1999-00—2000-01	123	27	39	66	60	—	—	—	—	—
	(Signed as a free agent on 7/6/99. Left via free agency.)											
26	**Sheldon Kannegiesser (D)**	1972-73—1973-74	12	1	3	4	6	1	0	0	0	2
33	**Dave Karpa (D)**	2001-02—2002-03	94	1	12	13	145	—	—	—	—	—
	(Signed as a free agent on 7/1/01. Left via free agency.)											
25	**Alexander Karpovtsev (D)**	1993-94—1998-99	280	22	75	97	211	44	2	8	10	36
	(Acquired from Quebec on 9/7/93 for Mike Hurlbut. Traded to Toronto on 10/14/98 with a 1999 4th round draft choice (Mirko Murovic) for Mathieu Schneider.)											
6	**Darius Kasparaitis (D)**	2002-03—2006-07	215	6	28	34	260	2	0	0	0	0
	(Signed as a free agent on 7/2/02. Left via free agency.)											
12	**Mike Keane (RW)**	1997-98	70	8	10	18	47	—	—	—	—	—
	(Signed as a free agent on 7/7/97. Traded to Dallas on 3/24/98 with Brian Skrudland and a conditional draft choice (6th round – Pavel Patera) for Todd Harvey, Bob Errey and a 1998 4th round draft choice (Boyd Kane.)											
21	**Mike Keating (LW)**	1977-78	1	0	0	0	0	—	—	—	—	—
10, 11	**Butch Keeling (LW)**	1928-29—1937-38	455	136	55	191	250	47	11	11	22	34
6	**Ralph Keller (D)**	1962-63	3	1	0	1	6	—	—	—	—	—

ALL-TIME PLAYER REGISTER

			REGULAR SEASON					PLAYOFFS				
NO.	NAME & POSITION	YEARS PLAYED	GP	G	A	PTS	PIM	GP	G	A	PTS	PIM
438	**Chris Kenady (RW)**	1999-00	2	0	0	0	0	—	—	—	—	—
	(Acquired from St. Louis on 2/13/99 as future considerations for Jeff Finley and Geoff Smith. Left via free agency.)											
6	**Dean Kennedy (D)**	1988-89	16	0	1	1	40	—	—	—	—	—
16	**Ernest Kenny (D)**	1930-31	6	0	0	0	0	—	—	—	—	—
12	**Tim Kerr (RW)**	1991-92	32	7	11	18	12	8	1	0	1	0
	(Acquired from San Jose on 5/30/91 for Brian Mullen and future considerations. Traded to Hartford on 7/9/92 for future considerations.)											
19, 12	**Kris King (LW)**	1989-90—1992-93	249	27	33	60	733	29	6	2	8	88
	(Acquired from Detroit on 9/7/89 for Chris McRae and a 1990 5th round choice (Tony Burns.) Traded to Winnipeg on 12/28/92 with Tie Domi for Ed Olczyk.)											
25	**Steven King (RW)**	1992-93	24	7	5	12	16	—	—	—	—	—
	(Selected on 6/21/91 in the NHL supplemental draft. Selected by Anaheim on 6/24/94 in the NHL Expansion Draft.)											
16	**Bobby Kirk (RW)**	1937-38	39	4	8	12	14	—	—	—	—	—
6	**Bob Kirkpatrick (C)**	1942-43	49	12	12	24	6	—	—	—	—	—
11, 16	**Kelly Kisio (C)**	1986-87—1990-91	336	110	195	305	415	18	2	9	11	19
	(Acquired from Detroit on 7/29/86 with Lane Lambert and Jim Leavins for Glen Hanlon, a 1987 3rd round draft choice (Dennis Holland), a 1988 3rd round draft choice (Guy Dupuis) and future considerations. Selected by Minnesota on 5/30/91 in the NHL Expansion Draft.)											
*8	**Kevin Klein (D)**	2013-14	30	1	5	6	0	25	1	3	4	6
	(Acquired from Nashville on 1/22/14 for Michael Del Zotto.)											
3	**Scot Kleinendorst (D)**	1982-83—1983-84	53	2	11	13	43	6	0	2	2	2
22	**Tomas Kloucek (D)**	2000-01—2001-02	95	2	7	9	211	—	—	—	—	—
	(Selected in the 5th round, 131st overall, in the 1998 Entry Draft. Traded to Nashville on 12/12/02 with Rem Murray and Marek Zidlicky for Mike Dunham.)											
22	**Mike Knuble (RW)**	1998-99—1999-00	141	24	25	49	44	—	—	—	—	—
	(Acquired from Detroit on 10/1/98 for a 1999 3rd round draft choice; Traded to Boston on 3/10/00 for Rob DiMaio.)											
26	**Joe Kocur (RW)**	1990-91—1995-96	278	14	15	29	537	48	2	4	6	84
	(Acquired from Detroit on 3/5/91 with Per Djoos for Kevin Miller, Dennis Vial and Jim Cummins. Traded to Vancouver on 3/20/96 for Kay Whitmore.)											
25	**Chad Kolarik (C)**	2010-11	4	0	1	1	2	—	—	—	—	—
	(Acquired from Columbus on 11/11/2010 for Dane Byers.)											
24	**Maxim Kondratiev (D)**	2005-06	29	1	2	3	22	—	—	—	—	—
	(Acquired from Toronto on 3/3/04 with Jarkko Immonen, a 2004 1st round draft choice (Chris Chucko) and a 2005 2nd round draft choice (Michael Sauer), for Brian Leetch and a 2004 4th round draft choice (Roman Kukumberg.) Traded to Anaheim on 1/8/06 for Petr Sykora and a 2007 4th round draft pick.)											
23	**Chris Kontos (C)**	1982-83—1984-85	78	12	16	28	65	—	—	—	—	—
6	**Mike Korney (RW)**	1978-79	18	0	1	1	18	—	—	—	—	—
60, 29	**Lauri Korpikoski (LW)**	2007-08	68	6	8	14	64	8	1	2	3	0
	(Selected in the 1st round, 19th overall, in the 2004 Entry Draft. Traded to Phoenix for Enver Lisin on 7/13/09.)											
12	**Ales Kotalik (RW)**	2009-10	45	8	14	22	38	—	—	—	—	—
	(Signed as a free agent on 7/9/09. Traded to Calgary with Christopher Higgins on 2/1/10 for Olli Jokinen and Brandon Prust.)											
16	**Dick Kotanen (D)**	1950-51	1	0	0	0	0	—	—	—	—	—
24	**Chris Kotsopoulos (D)**	1980-81	54	4	12	16	153	—	—	—	—	—
27	**Alex Kovalev (RW)**	1992-93—1998-99;										
		2002-03—2003-04	492	142	188	330	533	44	16	23	39	42
	(Selected in the 1st round, 15th overall, in the 1991 Entry Draft. Traded to Pittsburgh on 11/25/98 with Harry York for Petr Nedved, Sean Pronger and Chris Tamer. Acquired from Pittsburgh on 2/10/03 with Dan LaCouture, Janne Laukkanen and Mike Wilson for Joel Bouchard, Richard Lintner, Mikael Samuelsson and and Rico Fata. Traded to Montreal on 3/2/04 for Jozef Balef and a 2004 2nd round draft choice (Bruce Graham.)											
6	**Steve Kraftcheck (D)**	1951-52—1952-53	127	10	18	28	75	—	—	—	—	—
*20	**Chris Kreider (LW)**	2011-12 – 2013-14	89	19	21	40	78	41	11	11	22	20
	(Selected in the 1st round, 19th overall, in the 2009 Entry Draft.)											
20	**Jason Krog (C)**	2006-07	9	2	0	2	4	—	—	—	—	—
12	**Joe Krol (LW)**	1936-37; 1938-39	2	1	1	2	0	—	—	—	—	—
22	**Jim Krulicki (LW)**	1970-71	27	0	2	2	6	—	—	—	—	—
15	**Aggie Kukulowicz (C)**	1952-53—1953-54	4	1	0	1	0	—	—	—	—	—
18	**Stu Kulak (RW)**	1986-87	3	0	0	0	0	—	—	—	—	—
19, 14	**Eddie Kullman (RW)**	1947-48—1948-49;										
		1950-51—1953-54	343	56	70	126	298	6	1	0	1	2
17	**Alan Kuntz (LW)**	1941-42; 1945-46	45	10	12	22	12	6	1	0	1	2
17	**Jari Kurri (RW)**	1995-96	14	1	4	5	2	11	3	5	8	2
	(Acquired from Los Angeles on 3/14/96 with Marty McSorley and Shane Churla for Ray Ferraro, Mattias Norstrom, Ian Laperriere, Nathan LaFayette and a 1997 4th round draft choice (Sean Blanchard.) Left via free agency.)											
25	**Orland Kurtenbach (C)**	1960-61;	198	30	61	91	191	15	2	4	6	50
		1966-67—1969-70										
8	**Larry Kwong (RW)**	1947-48	1	0	0	0	0	—	—	—	—	—
19	**Bill Kyle (C)**	1949-50—1950-51	3	0	3	3	0	—	—	—	—	—
15, 6	**Gus Kyle (D)**	1949-50—1950-51	134	5	8	13	235	12	1	2	3	30
19	**Nick Kypreos (LW)**	1993-94—1995-96	128	7	12	19	272	13	0	2	2	8
	(Acquired from Hartford on 11/2/93 with Steve Larmer, Barry Richter and a 1994 6th round draft choice (Yuri Litvinov) for James Patrick and Darren Turcotte. Traded to Toronto on 2/29/96 with Wayne Presley for Bill Berg and Sergio Momesso.)											
15	**Mike Labadie (RW)**	1952-53	3	0	0	0	0	—	—	—	—	—
18, 19	**Gordon Labossiere (C)**	1963-64—1964-65	16	0	0	0	12	—	—	—	—	—
17	**Max Labovitch (RW)**	1943-44	5	0	0	0	4	—	—	—	—	—
20	**Guy Labrie (D)**	1944-45	27	2	2	4	14	—	—	—	—	—
39	**Dan LaCouture (LW)**	2002-03—2003-04	83	6	6	12	82	—	—	—	—	—
	(Acquired from Pittsburgh on 2/10/03 with Alex Kovalev, Janne Laukkanen and Mike Wilson for Joel Bouchard, Richard Lintner, Mikael Samuelsson and Rico Fata. Left via free agency.)											
32, 37	**Daniel Lacroix (C)**	1993-94—1995-96	30	2	2	4	30	—	—	—	—	—
	(Selected in the 2nd round, 31st overall, in the 1987 Entry Draft. Traded to Boston on 8/19/94 for Glen Featherstone. Claimed off waivers from Boston on 3/23/95. Signed with Philadelphia on 7/15/96 as a free agent.)											
28	**Eric Lacroix (LW)**	1998-99—2000-01	146	8	12	20	63	—	—	—	—	—
	(Acquired from Los Angeles on 2/12/99 for Sean Pronger. Traded to Ottawa on 3/1/01 for Colin Forbes..)											
22	**Nathan LaFayette (C)**	1994-95—1995-96	17	0	0	0	0	8	0	0	0	2
	(Acquired from Vancouver on 4/7/95 for Corey Hirsch. Traded to Los Angeles on 3/14/96 with Mattias Norstrom, Ian Laperriere, Ray Ferraro and a 1997 4th round draft choice (Sean Blanchard) for Marty McSorley, Shane Churla and Jari Kurri.)											

ALL-TIME PLAYER REGISTER

			REGULAR SEASON					PLAYOFFS				
NO.	NAME & POSITION	YEARS PLAYED	GP	G	A	PTS	PIM	GP	G	A	PTS	PIM
10	**Guy Lafleur (RW)**	1988-89	67	18	29	45	12	4	1	0	1	0
16	**Pat LaFontaine (C)**	1997-98	67	23	39	62	36	—	—	—	—	—
	(Acquired from Buffalo on 9/29/97 for a 1998 2nd round draft choice (Andrew Peters) and future considerations. Retired following the 1998-99 season.)											
15	**Jason Lafreniere (C)**	1988-89	38	8	16	24	6	3	0	0	0	17
2	**Tom Laidlaw (D)**	1980-81—1986-87	510	20	99	119	561	38	2	9	11	52
14	**Lane Lambert (RW)**	1986-87	18	2	2	4	33	—	—	—	—	—
21, 16, 22	**Jean-Paul Lamirande (D)**	1946-47—1947-48; 1949-50	48	5	5	10	26	8	0	0	0	4
38, 33	**Bryce Lampman (D)**	2003-04—2006-07	10	0	0	0	2	—	—	—	—	—
	(Selected in the 4th round, 113th overall, in the 2001 Entry Draft. Rights traded to Tampa Bay on 7/4/07 for rights to Mitch Fritz.)											
16	**Jack Lancien (D)**	1946-47—1947-48; 1949-50—1950-51	63	1	5	6	35	6	0	1	1	2
12	**Myles Lane (D)**	1928-29	24	2	0	2	24	—	—	—	—	—
15, 19	**Darren Langdon (LW)**	1994-95—1999-00	277	14	15	29	735	12	0	0	0	2
	(Signed as a free agent on 8/16/93. Traded to Carolina on 8/4/00 with Rob Dimaio in exchange for Sandy McCarthy and a conditional draft choice Bryce Lampman.)											
4	**Albert Langlois (D)**	1961-62—1963-64	173	13	34	47	184	6	0	1	1	2
22	**Ian Laperriere (C)**	1995-96	28	1	2	3	53	—	—	—	—	—
	(Acquired from St. Louis on 12/28/95 for Stephane Matteau. Traded to Los Angeles on 3/14/96 with Mattias Norstrom, Ray Ferraro, Nathan LaFayette and a 1997 4th round draft choice (Sean Blanchard) for Marty McSorley, Shane Churla and Jari Kurri.)											
10	**Edgar Laprade (C)**	1945-46—1954-55	500	108	172	280	42	18	4	9	13	4
28	**Steve Larmer (RW)**	1993-94—1994-95	115	35	54	89	57	23	9	7	16	14
	(Acquired from Hartford on 11/2/93 with Nick Kypreos, Barry Richter and a 1994 6th round draft choice (Yuri Litvinov) for Darren Turcotte and James Patrick. Retired following the 1994-95 season.)											
20	**Claude Larose (LW)**	1979-80—1981-82	25	4	7	11	2	2	0	0	0	0
18	**Cory Larose (C)**	2003-04	7	0	1	1	4	—	—	—	—	—
	(Acquired from Minnesota on 2/20/03 for Jay Henderson. Left via free agency.)											
10, 24	**Pierre Larouche (RW)**	1983-84—1987-88	253	123	120	243	59	26	14	12	26	8
39	**Steve Larouche (C)**	1995-96	1	0	0	0	0	—	—	—	—	—
	(Acquired from Ottawa on 10/5/95 for Jean-Yves Roy. Traded to Los Angeles on 1/14/96 for Chris Snell.)											
19	**Norm Larson (RW)**	1946-47	1	0	0	0	0	—	—	—	—	—
44	**Jim Latos (RW)**	1988-89	1	0	0	0	0	—	—	—	—	—
18	**Phil Latreille (RW)**	1960-61	4	0	0	0	2	—	—	—	—	—
39	**Peter Laviolette (D)**	1988-89	12	0	0	0	6	—	—	—	—	—
17	**Brian Lawton (C)**	1988-89	30	7	10	17	39	—	—	—	—	—
2	**Hal Laycoe (D)**	1945-46—1946-47	75	1	14	15	31	—	—	—	—	—
24	**Jim Leavins (D)**	1986-87	4	0	1	1	4	—	—	—	—	—
18	**Al LeBrun (D)**	1960-61; 1965-66	6	0	2	2	4	—	—	—	—	—
18	**Albert LeDuc (D)**	1933-34	10	0	0	0	6	2	0	0	0	0
30	**Grant Ledyard (D)**	1984-85—1985-86	69	10	21	31	73	3	0	2	2	4
2	**Brian Leetch (D)**	1987-88—2003-04	1129	240	741	981	508	82	28	61	89	30
	(Selected in the 1st round, 9th overall, in the 1986 Entry Draft. Traded to Toronto on 3/3/04 with a conditional draft choice (Roman Kukumberg) for Maxim Kondratiev, Jarkko Immonen, a 2004 1st round draft choice (Lauri Korpikoski) and a 2005 2nd round draft choice (Michael Sauer.)											
24	**Sylvain Lefebvre (D)**	1999-00—2002-03	229	4	30	34	131	—	—	—	—	—
	(Signed as a free agent on 7/19/99. Left via free agency.)											
5	**Roger Leger (D)**	1943-44	7	1	2	3	2	—	—	—	—	—
4	**Randy Legge (D)**	1972-73	12	0	2	2	2	—	—	—	—	—
28	**Mikko Leinonen (C)**	1981-82—1983-84	159	31	77	108	69	19	2	11	13	28
14, 9	**Real Lemieux (LW)**	1969-70; 1973-74	62	4	6	10	51	—	—	—	—	—
18	**Tony Leswick (LW)**	1945-46—1950-51	368	113	89	202	420	18	5	6	11	20
14	**Joe Levandoski (RW)**	1946-47	8	1	1	2	0	—	—	—	—	—
11	**Alex Levinsky (D)**	1934-35	21	0	4	4	6	—	—	—	—	—
22	**Danny Lewicki (LW)**	1954-55—1957-58	280	76	90	166	107	16	0	4	4	8
27	**Dale Lewis (LW)**	1975-76	8	0	0	0	0	—	—	—	—	—
26	**Igor Liba (LW)**	1988-89	10	2	5	7	15	—	—	—	—	—
6	**Doug Lidster (D)**	1993-94; 1995-96—1997-98	177	8	19	27	131	31	4	5	9	24
	(Acquired from Vancouver on 6/25/93 as future considerations for trade sending John Vanbiesbrouck to Vancouver on 6/20/93. Traded to St.Louis on 7/24/94 with Esa Tikkanen for Petr Nedved. Acquired from St. Louis on 7/31/95 for Jay Wells. Signed as a free agent by Dallas on 2/26/99.)											
55	**David Liffiton (D)**	2005-06—2006-07	3	0	0	0	9	—	—	—	—	—
	(Acquired from Colorado on 3/8/04, along with Chris McAllister, and a 2nd round draft choice (David Shantz) in exchange for Matthew Barnaby and a 2004 3rd round draft choice (Denis Parshin.) Left via free agency.)											
21	**Johan Lindbom (RW)**	1997-98	38	1	3	4	28	—	—	—	—	—
	(Selected in the 6th round, 134th overall, in the 1997 Entry Draft.)											
88	**Eric Lindros (C)**	2001-02—2003-04	192	66	92	158	339	—	—	—	—	—
	(Acquired from Philadelphia with future considerations on 8/20/01 for Kim Johnsson, Jan Hlavac, Pavel Brendl and a 2003 3rd round draft choice (Stefan Ruzicka.) Left via free agency.)											
21	**Richard Lintner (D)**	2002-03	10	1	0	1	0	—	—	—	—	—
	(Acquired from Nashville on 3/19/02 for Peter Smrek. Traded to Pittsburgh on 2/10/03 with Joel Bouchard, Rico Fata, Mikael Samuelsson for Alex Kovalev, Dan LaCouture, Janne Laukkanen and Mike Wilson.)											
81	**Enver Lisin (RW)**	2009-10	57	6	8	14	18	—	—	—	—	
	(Acquired from Phoenix on 7/13/09 for Lauri Korpikoski. Left via free agency.)											
28	**Bill Lochead (LW)**	1979-80	7	0	0	0	4	—	—	—	—	—
84	**Corey Locke (C)**	2009-10	3	0	0	0	0	—	—	—	—	—
	(Signed as a free agent on 7/3/09. Left via free agency.)											
14	**Troy Loney (LW)**	1994-95	4	0	0	0	0	1	0	0	0	0
	(Claimed off waivers from the Islanders on 4/7/95. Retired following 1994-95 season.)											
25	**Jim Lorentz (C)**	1971-72	5	0	0	0	0	—	—	—	—	—
4	**Kevin Lowe (D)**	1992-93—1995-96	217	10	38	48	262	42	1	5	6	36
	(Acquired from Edmonton 12/11/92 for Roman Oksiuta and a 1993 3rd round draft choice (Alexander Kerch.) Signed by Edmonton on 9/28/96 as a free agent.)											

ALL-TIME PLAYER REGISTER

			REGULAR SEASON					PLAYOFFS				
NO.	NAME & POSITION	YEARS PLAYED	GP	G	A	PTS	PIM	GP	G	A	PTS	PIM
19	**Odie Lowe (C)**	1948-49—1949-50	4	1	1	2	0	—	—	—	—	—
14	**Don Luce (C)**	1969-70—1970-71	21	1	3	4	8	5	0	1	1	4
9	**Pentti Lund (RW)**	1948-49—1950-51	182	36	41	77	38	12	6	5	11	0
26, 21,17	**Jamie Lundmark (C)**	2002-03—2005-06	114	11	19	30	55	—	—	—	—	—
	(Selected in the 1st round, 9th overall, in the 1999 Entry Draft Traded to Phoenix on 10/18/05 for Jeff Taffe.)											
29, 19	**Roman Lyashenko (C)**	2001-02—2002-03	17	2	0	2	0	—	—	—	—	—
	(Acquired from Dallas with Martin Rucinsky on 3/12/02 for Manny Malhotra and Barrett Heisten.)											
15	**Vic Lynn (LW/D)**	1942-43	1	0	0	0	0	—	—	—	—	—
43	**Jason MacDonald (RW)**	2003-04	4	0	0	0	19	—	—	—	—	—
	(Signed as a free agent on 12/11/03. Left via free agency.)											
2, 8, 14	**Kilby MacDonald (LW)**	1939-40—1940-41; 1943-44—1944-45	151	36	34	70	47	15	1	2	3	4
14	**Parker MacDonald (LW)**	1956-57—1957-58; 1959-60	119	15	18	33	54	7	2	3	5	2
19, 17	**Hub Macey (LW)**	1941-42—1942-43	18	6	8	14	0	1	0	0	0	0
12, 14	**Bruce MacGregor (RW)**	1970-71—1973-74	220	62	73	135	44	52	10	14	24	14
14	**Ian MacIntosh (F)**	1952-53	4	0	0	0	4	—	—	—	—	—
37	**Norm Maciver (D)**	1986-87—1988-89	66	9	26	35	28	—	—	—	—	—
11	**Bill MacKenzie (D)**	1934-35	20	1	0	1	10	3	0	0	0	0
2	**Reg Mackey (D)**	1926-27	34	0	0	0	16	1	0	0	0	0
15	**John MacLean (RW)**	1998-99—2000-01	161	46	51	97	98	—	—	—	—	—
	(Signed as a free agent on 7/9/98. Traded to Dallas on 2/5/01 for future considerations.)											
26	**Brian MacLellan (LW)**	1985-86	51	11	21	32	47	16	2	4	6	15
12	**Bob MacMillan (RW)**	1974-75	22	1	2	3	4	—	—	—	—	—
6	**Al MacNeil (D)**	1966-67	58	0	4	4	44	4	0	0	0	2
14	**Craig MacTavish (C)**	1993-94	12	4	2	6	11	23	1	4	5	22
	(Acquired from Edmonton on 3/21/94 for Todd Marchant. Signed with Philadelphia on 7/6/94 as a free agent.)											
2	**John Mahaffy (C)**	1943-44	28	9	20	29	0	—	—	—	—	—
23	**Vladimir Malakhov (D)**	2000-01—2003-04	211	12	53	65	192	—	—	—	—	—
	(Signed as a free agent on 7/10/00. Traded to Philadelphia on 3/8/04 for Rick Kozak and a 2005 2nd round draft choice.)											
6	**Manny Malhotra (C)**	1998-99—2001-02	206	19	22	41	90	—	—	—	—	—
	(Selected in the 1st round, 7th overall, in the 1998 Entry Draft. Traded to Dallas with Barrett Heisten on 3/12/02 for Martin Rucinsky and Roman Lyashenko.)											
8	**Marek Malik (D)**	2005-06—2007-08	185	6	43	49	196	14	1	4	5	16
	(Signed as a free agent on 8/2/05. Left via free agency.)											
16, 26	**Troy Mallette (LW)**	1989-90—1990-91	150	25	26	51	557	15	2	2	4	99
	(Selected in the 2nd round, 22nd overall, in the 1988 Entry Draft. Awarded to Edmonton on 9/9/91 as compensation for signing Adam Graves.)											
26	**Dave Maloney (D)**	1974-75—1984-85	605	70	225	295	1115	48	7	17	24	91
12	**Don Maloney (LW)**	1978-79—1988-89	653	195	307	502	739	85	22	35	57	99
26	**Mike Maneluk (RW)**	1998-99	4	0	0	0	4	—	—	—	—	—
	(Claimed on waivers on 3/4/99 from Chicago. Signed by Philadelphia on 8/2/99 as a free agent.)											
5	**Gus Mancuso (RW)**	1942-43	21	6	8	14	13	—	—	—	—	—
16	**Jack Mann (C)**	1943-44—1944-45	9	3	4	7	0	—	—	—	—	—
19	**Ray Manson (LW)**	1948-49	1	0	1	1	0	—	—	—	—	—
27	**Paul Mara (D)**	2006-07—2007-08	156	8	35	43	164	27	3	4	7	46
	(Acquired from Boston on 2/27/07 for Aaron Ward. Left via free agency.)											
14	**Bud Maracle (F)**	1930-31	11	1	3	4	4	4	0	0	0	0
39	**Todd Marchant (C)**	1993-94	1	0	0	0	0	—	—	—	—	—
	(Selected in the 7th round, 164th overall, in the 1993 Entry Draft. Traded to Edmonton on 3/21/94 for Craig MacTavish.)											
42	**Dave Marcinyshyn (D)**	1992-93	2	0	0	0	2	—	—	—	—	—
	(Signed as a free agent on 8/5/92. Left via free agency.)											
25	**Mario Marios (D)**	1977-78—1980-81	166	15	52	67	356	28	0	6	6	34
29	**Ray Markham (C)**	1979-80	14	1	1	2	21	7	1	0	1	24
6	**Gilles Marotte (D)**	1973-74—1975-76	180	10	66	76	131	15	0	2	2	10
4	**Bert Marshall (D)**	1972-73	8	0	0	0	14	6	0	1	1	8
22	**Don Marshall (LW)**	1963-64—1969-70	479	129	141	270	40	15	3	2	5	2
17	**Clare Martin (D)**	1951-52	15	0	1	1	8	—	—	—	—	—
40	**Brandon Mashinter (LW)**	2012-13 – 2013-14	10	0	0	0	10	—	—	—	—	—
	(Acquired from San Jose on 1/16/13 for Tommy Grant and a conditional draft pick. Traded to Chicago on 12/6/13 for Kyle Beach.)											
16	**Charles Mason (RW)**	1934-35—1935-36	74	6	14	20	44	4	0	1	1	0
32	**Stephane Matteau (LW)**	1993-94—1995-96	85	11	10	21	49	32	6	4	10	30
	(Acquired from Chicago on 3/21/94 with Brian Noonan for Tony Amonte and Matt Oates. Traded to St. Louis on 12/28/95 for Ian Laperriere.)											
26	**Brad Maxwell (D)**	1986-87	9	0	4	4	6	—	—	—	—	—
34	**Jim Mayer (RW)**	1979-80	4	0	0	0	0	—	—	—	—	—
12	**Sam McAdam (LW)**	1930-31	4	0	0	0	0	—	—	—	—	—
24	**Chris McAllister (D)**	2003-04	12	0	1	1	12	—	—	—	—	—
	(Acquired from Colorado on 3/8/04 with David Liffiton and a 2004 2nd round draft choice for Matthew Barnaby and a 2004 3rd round draft choice. Left via free agency.)											
28	**Bryan McCabe (D)**	2010-11	19	2	4	6	6	5	0	2	2	14
	(Acquired from Florida on 2/26/11 for Tim Kennedy and a 2011 third-round draft choice. Left via free agency.)											
20	**Dunc McCallum (D)**	1965-66	2	0	0	0	2	—	—	—	—	—
28	**Dan McCarthy (C)**	1980-81	5	4	0	4	4	—	—	—	—	—
10	**Sandy McCarthy (RW)**	2000-01—2002-03; 2003-04	258	28	32	60	425	—	—	—	—	—
	(Acquired from Carolina on 8/4/00 with a conditional draft choice (Bryce Lampman) for Rob DiMaio and Darren Langdon. Left via free agency. Claimed off waivers from Boston 3/9/04. Left via free agency.)											
9, 39	**Rob McClanahan (LW)**	1981-82—1983-84	141	33	43	76	77	19	4	10	14	14
39	**Shawn McCosh (C)**	1994-95	5	1	0	1	2	—	—	—	—	—
	(Signed as a free agent on 8/17/93. Left via free agency.)											
21	**Bill McCreary, Sr. (LW)**	1953-54—1954-55	10	0	2	2	2	—	—	—	—	—
19	**Bill McDonagh (LW)**	1949-50	4	0	0	0	2	—	—	—	—	—

ALL-TIME PLAYER REGISTER

			REGULAR SEASON					PLAYOFFS				
NO.	NAME & POSITION	YEARS PLAYED	GP	G	A	PTS	PIM	GP	G	A	PTS	PIM
*27	**Ryan McDonagh (D)**	2010-11 – 2013-14	246	26	77	103	116	62	5	20	25	29
	(Acquired from Montreal on 6/30/09 with Christopher Higgins and Pavel Valentenko for Scott Gomez, Tom Pyatt, and Mike Busto.)											
6	**Bucko McDonald (D)**	1943-44—1944-45	81	7	15	22	14	—	—	—	—	—
11	**Jack McDonald (RW)**	1943-44	43	10	9	19	6	—	—	—	—	—
14	**Robert McDonald (RW)**	1943-44	1	0	0	0	0	—	—	—	—	—
22, 28	**Mike McDougal (RW)**	1978-79; 1980-81	3	0	0	0	0	—	—	—	—	—
6, 27	**Mike McEwen (D)**	1976-77—1979-80; 1985-86	242	42	92	134	141	18	2	11	13	8
18	**Sandy McGregor (RW)**	1963-64	2	0	0	0	2	—	—	—	—	—
*42	**Dylan McIlrath (D)**	2013-14	2	0	0	0	7	—	—	—	—	—
	(Selected in the 1st round, 10th overall, in the 2010 Entry Draft.)											
14	**John McIntyre (C)**	1992-93	11	1	0	1	4	—	—	—	—	—
	(Acquired from Los Angeles on 3/22/93 for Mark Hardy and a 1993 5th round draft choice (Frederick Beaubien.) Selected by Vancouver on 10/3/93 in the NHL Waiver Draft.)											
25	**Tony McKegney (RW)**	1986-87	64	29	17	46	56	6	0	0	0	12
21	**Steve McKenna (LW)**	2001-02	54	2	1	3	144	—	—	—	—	—
	(Signed as a free agent on 8/28/01. Left via free agency.)											
17	**Don McKenney (C)**	1962-63—1963-64	76	17	33	50	10	—	—	—	—	—
14	**John McKenzie (RW)**	1965-66	35	6	5	11	36	—	—	—	—	—
14, 19 18, 12	**Jackie McLeod (RW)**	1949-50—1952-53; 1954-55	106	14	23	37	12	7	0	0	0	0
4, 6	**Mike McMahon (D)**	1963-64—1965-66; 1971-72	61	0	13	13	50	—	—	—	—	—
21, 37	**George McPhee (LW)**	1982-83—1986-87	109	21	24	45	247	29	5	3	8	69
16	**Brian McReynolds (C)**	1990-91	1	0	0	0	0	—	—	—	—	—
	(Selected in the 6th round, 112th overall, in the 1985 Entry Draft. Signed as a free agent with Winnipeg on 6/89. Acquired from Winnipeg on 7/10/90 for Simon Wheeldon. Left via free agency.)											
55, 36	**Marty McSorley (D)**	1995-96	9	0	2	2	21	4	0	0	0	0
	(Acquired from Los Angeles on 3/14/96 with Jari Kurri and Shane Churla for Ray Ferraro, Mattias Norstrom, Ian Laperriere, Nathan LaFayette and a 1997 4th round draft choice (Sean Blanchard.) Traded to San Jose on 8/20/96 for Jay More, Brian Swanson and a 1997 4th round draft choice (Adam Colagiacomo.)											
12	**Dick Meissner (RW)**	1963-64—1964-65	36	3	5	8	0	—	—	—	—	—
30	**Larry Melnyk (D)**	1985-86—1987-88	133	4	21	25	281	22	1	2	3	50
8	**Jan Mertzig (D)**	1998-99	23	0	2	2	8	—	—	—	—	—
	(Selected in the 9th round, 235th overall, in the 1998 Entry Draft.)											
28, 29	**Joby Messier (D)**	1992-93—1994-95	25	0	4	4	24	—	—	—	—	—
	(Selected in the 6th round, 118th overall, in the 1989 Entry Draft. Left via free agency.)											
11	**Mark Messier (C)**	1991-92—1996-97; 2000-01—2003-04	698	250	441	691	667	70	29	51	80	69
	(Acquired from Edmonton on 10/4/91 with future considerations (Jeff Beukeboom) for Bernie Nicholls, Steven Rice and Louie DeBrusk. Signed as a free agent by Vancouver on 7/28/97. Signed as a free agent on 7/13/00.) Retired on 9/12/05.											
18, 12, 9	**Larry Mickey (RW)**	1965-66—1967-68	19	0	2	2	2	—	—	—	—	—
11	**Nick Mickoski (LW)**	1947-48—1954-55	362	88	93	181	129	14	1	6	7	2
9	**Rick Middleton (RW)**	1974-75—1975-76	124	46	44	90	33	3	0	0	0	2
12	**Jim Mikol (D)**	1964-65	30	1	3	4	6	—	—	—	—	—
4	**Hib Milks (LW)**	1931-32	45	0	4	4	12	7	0	0	0	0
32, 23	**Corey Millen (C)**	1989-90—1991-92	19	4	5	9	12	6	1	2	3	0
	(Selected in the 3rd round, 57th overall, in the 1982 Entry Draft. Traded to Los Angeles on 12/23/91 for Randy Gilhen.)											
*47, 10	**J.T. Miller (C)**	2012-13 – 2013-14	56	5	5	10	26	4	0	2	2	2
	(Selected in the 1st round, 15th overall, in the 2011 Entry Draft.)											
40, 10	**Kelly Miller (RW)**	1984-85—1986-87	117	19	36	55	76	19	3	4	7	6
32, 26	**Kevin Miller (RW)**	1988-89—1990-91	103	20	37	57	67	1	0	0	0	0
	(Selected in the 10th round, 202nd overall, in the 1984 Entry Draft. Traded to Detroit on 3/5/91 with Dennis Vial and Jim Cummins for Joe Kocur and Per Djoos.)											
24	**Warren Miller (RW)**	1979-80	55	7	6	13	17	6	1	0	1	0
29	**Boris Mironov (D)**	2002-03—2003-04	111	6	22	28	120	—	—	—	—	—
	(Acquired from Chicago on 1/8/03 for a 2004 fourth round draft choice. Left via free agency.)											
34	**John Mitchell (C)**	2011-12	63	5	11	16	8	18	0	1	1	2
	(Acquired from Toronto on 2/28/11 for a 2012 7th round draft choice. Left via free agency.)											
21	**Bill Moe (D)**	1944-45—1948-49	261	11	42	53	163	1	0	0	0	0
5	**Lloyd Mohns (D)**	1943-44	1	0	0	0	0	—	—	—	—	—
24	**Randy Moller (D)**	1989-90—1991-92	164	7	38	45	378	16	1	8	9	43
	(Acquired from Quebec on 10/5/89 for Michel Petit. Traded to Buffalo on 3/9/92 for Jay Wells.)											
16	**Larry Molyneaux (D)**	1937-38—1938-39	45	0	1	1	20	3	0	0	0	8
32	**Sergio Momesso (LW)**	1995-96—1996-97	28	4	4	8	41	11	3	1	4	14
	(Acquired from Toronto with Bill Berg on 2/29/96 for Wayne Presley and Nick Kypreos. Traded to St. Louis on 11/13/96 for Brian Noonan.)											
15	**Hartland Monahan (RW)**	1974-75	6	0	1	1	4	—	—	—	—	—
*28, 18	**Dominic Moore (C)**	2003-04 – 2005-06; 2013-14	160	15	24	39	46	29	3	5	8	26
	(Selected in the 3rd round, 95th overall, in the 2000 Entry Draft. Traded to Nashville on 7/19/06 for Adam Hall. Signed as a free agent on 7/5/13.)											
49	**Greg Moore (RW)**	2007-08	6	0	0	0	0	—	—	—	—	—
	(Acquired from Calgary on 3/6/04 with Jamie McLennan and Blair Betts for Chris Simon and a 2004 7th round draft choice (Matt Schneider.) Left via free agency)											
*17	**John Moore (D)**	2012-13 – 2013-14	87	5	16	21	30	33	0	3	3	18
	(Acquired from Columbus on 4/3/13 with Derick Brassard, Derek Dorsett, and a 6th round pick in the 2014 Entry Draft (later traded), for Marian Gaborik, Steven Delisle, and Blake Parlett.)											
21	**Jayson More (D)**	1988-89; 1996-97	15	0	1	1	25	—	—	—	—	—
	(Selected in the 1st round, 10th overall, in the 1988 Entry Draft. Traded to Minnesota on 11/1/89 for Dave Archibald. Acquired from San Jose on 8/20/96 with Brian Swanson and future considerations for Marty McSorley. Traded to Phoenix on 2/6/97 for Mike Eastwood and Dallas Eakins.)											
12	**Howie Morenz (C)**	1935-36	19	2	5	7	6	—	—	—	—	—
53	**Derek Morris (D)**	2008-09	18	0	8	8	16	7	0	2	2	0
	(Acquired from Phoenix for Nigel Dawes, Petr Prucha and Dmitri Kalinin on 3/4/09. Left via free agency.)											

ALL-TIME PLAYER REGISTER

			REGULAR SEASON					PLAYOFFS				
NO.	NAME & POSITION	YEARS PLAYED	GP	G	A	PTS	PIM	GP	G	A	PTS	PIM
8	**Moe Morris (D)**	1948-49	18	0	1	1	8	—	—	—	—	—
2	**Jim Morrison (D)**	1960-61	19	1	6	7	6	—	—	—	—	—
21	**Mark Morrison (C)**	1981-82; 1983-84	10	1	1	2	0	—	—	—	—	—
33, 4	**Mike Mottau (D)**	2000-01—2001-02	19	0	3	3	13	—	—	—	—	—
	(Selected in the 3rd round, 95th overall, in the 2000 Entry Draft. Traded to Calgary on 1/22/03 for a conditional draft choice.)											
19	**Brian Mullen (RW)**	1987-88—1990-91	307	100	148	248	188	18	2	5	7	12
	(Acquired from Winnipeg on 6/8/87 with a 1987 10th round draft choice (Bret Barnett) for a 1988 5th round draft choice (Benoit Lebeau) and a 1989 3rd round draft choice. Traded to San Jose on 5/30/91 with future considerations for Tim Kerr.)											
14	**Don Murdoch (RW)**	1976-77—1979-80	221	97	93	190	110	21	8	8	16	16
9	**Murray Murdoch (LW)**	1926-37	508	84	108	192	197	55	8	11	19	28
14	**Mike Murphy (RW)**	1972-73—1973-74	31	6	5	11	5	10	0	0	0	0
15, 10	**Ron Murphy (LW)**	1952-53—1956-57	207	41	60	101	141	10	0	1	1	2
10, 25	**Garth Murray (LW)**	2003-04	20	1	0	1	24	—	—	—	—	—
	(Selected in the 3rd round, 79th overall, in the 2001 Entry Draft. Traded to Montreal on 9/6/05 for Marcel Hossa.)											
17	**Rem Murray (C)**	2001-02—2002-03	43	7	8	15	8	—	—	—	—	—
	(Acquired from Edmonton with Tom Poti on 3/19/02 for Mike York and a 2002 4th round draft choice (Ivan Koltsov.) Traded to Nashville on 12/12/02 with Tomas Kloucek and Marek Zidlicky for Mike Dunham.)											
18	**Vic Myles (D)**	1942-43	45	6	9	15	57	—	—	—	—	—
*61	**Rick Nash (LW)**	2012-13 – 2013-14	109	47	34	81	62	37	4	11	15	8
	(Acquired from Columbus on 7/23/12 with Steven Delisle and a 3rd round pick in the 2013 Entry Draft (Pavel Buchnevich) for Artem Anisimov, Brandon Dubinsky, Tim Erixon, and a 1st round pick in the 2013 Entry Draft (Kerby Rychel).)											
91	**Markus Naslund**	2008-09	82	24	22	46	57	7	1	2	3	10
	(Signed as a free agent on 3/20/08. Retired on 5/4/09.)											
36	**Rumun Ndur (D)**	1998-99	31	1	3	4	46	—	—	—	—	—
	(Claimed on waivers on 12/18/98 from Buffalo. Claimed on waivers by Atlanta on 12/11/99.)											
3	**Stan Neckar (D)**	1998-99	18	0	0	0	8	—	—	—	—	—
	(Acquired from Ottawa on 11/27/98 for Bill Berg and a 1999 2nd round draft choice (Jordan Leopold.) Traded to Phoenix on 3/23/99 for Jason Doig and a 1999 6th round draft choice (Jay Dardis.)											
34	**Vaclav Nedomansky (RW)**	1982-83	35	12	8	20	0	—	—	—	—	—
10, 93	**Petr Nedved (C)**	1994-95, 1998-99—2003-04	478	149	202	351	312	10	3	2	5	6
	(Acquired from St. Louis on 7/24/94 for Esa Tikkanen and Doug Lidster. Traded to Pittsburgh on 8/31/95 with Sergei Zubov for Ulf Samuelsson and Luc Robitaille. Acquired from Pittsburgh on 11/25/98 with Chris Tamer and Sean Pronger for Alex Kovalev and Harry York. Traded to Edmonton on 3/3/04 with Jussi Markkanen for Dwight Helminen, Steve Valiquette and a 2004 2nd round draft choice (Dane Byers.)											
15	**Jim Neilson (D)**	1962-63—1973-74	810	60	238	298	766	65	2	16	18	61
13	**Sergei Nemchinov (C)**	1991-92—1996-97	418	105	120	225	151	52	7	15	22	20
	(Selected in the 12th round, 244th overall, in the 1990 Entry Draft. Traded to Vancouver on 3/8/97 with Brian Noonan for Russ Courtnall and Esa Tikkanen.)											
47	**Steve Nemeth (C)**	1987-88	12	2	0	2	2	—	—	—	—	—
21	**Lance Nethery (C)**	1980-81—1981-82	38	11	12	23	12	14	5	3	8	9
8	**Bob Nevin (RW)**	1963-64—1970-71	505	168	174	342	105	33	6	12	18	8
45,28	**Kris Newbury (C)**	2010-11—2012-13	24	0	2	2	68	3	0	0	0	2
	(Acquired from Detroit on 3/3/10 for Jordan Owens. Traded to Philadelphia on 7/1/13 for Danny Syvret.)											
24	**Dan Newman (LW)**	1976-77—1977-78	100	14	21	35	59	3	0	0	0	4
9	**Bernie Nicholls (C)**	1989-90—1991-92	104	37	73	110	116	15	11	8	19	24
	(Acquired from Los Angeles on 1/20/90 for Tomas Sandstrom and Tony Granato. Traded to Edmonton on 10/4/91 with Steven Rice and Louie DeBrusk for Mark Messier and future considerations (David Shaw for Jeff Beukeboom on 11/12/91.)											
25	**Graeme Nicolson (D)**	1982-83	10	0	0	0	9	—	—	—	—	—
36	**Jeff Nielsen (RW)**	1996-97	2	0	0	0	2	—	—	—	—	—
	(Selected in the 4th round, 69th overall, in the 1990 Entry Draft. Left via free agency.)											
10	**Ville Nieminen (LW)**	2005-06	48		5		12	17		53		—
—	—	—	—									
	(Signed as a free agent on 8/4/05. Traded to San Jose on 3/8/06 for a 2006 3rd round draft choice.)											
30	**Chris Nilan (RW)**	1987-88—1989-90	85	11	14	25	332	8	0	2	2	57
	(Acquired from Montreal on 1/27/88 for a switch of 1st round draft choices. Traded to Boston on 6/28/90 for Greg Johnston and future considerations.)											
19, 11	**Ulf Nilsson (C)**	1978-79—1982-83	170	57	112	169	85	25	8	14	22	27
16, 28	**Brian Noonan (RW)**	1993-94—1994-95; 1996-97	101	24	24	48	66	27	4	7	11	25
	(Acquired from Chicago on 3/21/94 with Stephane Matteau for Tony Amonte and Matt Oates. Signed with St. Louis on 7/24/95 as a free agent. Acquired from St. Louis on 11/13/96 for Sergio Momesso. Traded to Vancouver on 3/8/97 with Sergei Nemchinov for Russ Courtnall and Esa Tikkanen.)											
14, 5	**Mattias Norstrom (D)**	1993-94—1995-96	43	2	6	8	13	3	0	0	0	0
	(Selected in the 2nd round, 48th overall, in the 1992 Entry Draft. Traded to Los Angeles on 3/14/96 with Ray Ferraro, Ian Laperriere, Nathan LaFayette and a 1997 4th round choice (Sean Blanchard) for Marty McSorley, Shane Churla and Jari Kurri.)											
28	**Lawrence Nycholat (D)**	2003-04	9	0	0	0	6	—	—	—	—	—
	(Acquired from Minnesota on 3/11/03 for Johan Holmqvist.) Left via free agency.											
92	**Michael Nylander (C)**	2005-06—2006-07	160	49	113	162	118	14	6	8	14	2
	(Signed as a free agent on 8/10/04. Left via free agency)											
14	**Russell Oatman (F)**	1928-29	27	1	1	2	10	6	0	0	0	0
5	**Buddy O'Connor (C)**	1947-48	238	62	102	164	12	18	5	6	11	4
25	**John Ogrodnick (LW)**	1987-88—1991-92	338	126	128	254	106	20	8	3	11	0
	(Acquired from Quebec on 9/30/87 with David Shaw for Jeff Jackson and Terry Carkner. Left via free agency.)											
12	**Eddie Olczyk (LW)**	1992-93—1994-95	103	18	22	40	58	1	0	0	0	0
	(Acquired from Winnipeg on 12/28/92 for Kris King and Tie Domi. Traded to Winnipeg on 4/7/95 for their 1995 5th round draft choice (Alexei Vasiliev.)											
26	**David Oliver (RW)**	1996-97	14	2	1	3	4	3	0	0	0	0
	(Claimed on waivers from Edmonton on 2/22/97. Left via free agency.)											
29	**Krzysztof Oliwa (LW)**	2002-03	9	0	0	0	51	—	—	—	—	—
	(Acquired from Pittsburgh on 6/23/02 for future considerations. Traded to Boston on 1/6/03 for a 2004 9th round draft choice.)											
28	**Colton Orr (RW)**	2005-06—2007-08	224	4	7	11	522	12	0	0	0	30
	(Claimed off waivers from the Boston Bruins on 11/29/05. Left via free agency.)											
41	**Jed Ortmeyer (RW)**	2003-04—2006-07	177	9	15	24	76	13	1	0	1	6
	(Signed as a free agent on 5/10/03. Left via free agency.)											

ALL-TIME PLAYER REGISTER

			REGULAR SEASON					PLAYOFFS				
NO.	NAME & POSITION	YEARS PLAYED	GP	G	A	PTS	PIM	GP	G	A	PTS	PIM
19, 20	**Mark Osborne (LW)**	1983-84—1986-87 1994-95	253	61	74	135	32	7	1	0	1	2
	(Acquired from Detroit on 6/13/83 with Willie Huber and Mike Blaisdell for Ron Duguay, Ed Johnstone and Eddie Mio. Traded to Toronto on 3/5/87 for Jeff Jackson and their 1989 3rd round draft choice (Rob Zamuner.) Signed as a free agent 1/20/95. Left via free agency.)											
24	**Sandis Ozolinsh (D)**	2005-06—2006-07	40	3	14	17	28	3	0	0	0	6
	(Acquired from Anaheim on 3/19/06 for San Jose's 2006 3rd round draft choice. Left via free agency.)											
11	**Wilf Paiement (RW)**	1985-86	8	1	6	7	13	16	5	5	10	45
14	**Aldo Palazzari (RW)**	1943-44	12	2	0	2	0	—	—	—	—	—
38	**P.A. Parenteau (LW)**	2009-10	22	3	5	8	4	—	—	—	—	—
	(Acquired from Chicago on 10/11/07 for a conditional 7th round selection in 2008. Left via free agency.)											
2	**Brad Park (D)**	1968-69—1975-76	465	95	283	378	738	64	12	32	44	129
27	**Joe Paterson (LW)**	1987-88—1988-89	41	1	4	5	149	—	—	—	—	—
6	**Larry Patey (C)**	1983-84—1984-85	16	1	3	4	16	5	0	1	1	6
3	**James Patrick (D)**	1983-84—1993-94	671	104	363	467	541	63	5	26	31	62
	(Selected in the 1st round, 9th overall, in the 1981 Entry Draft. Traded to Hartford on 11/2/93 with Darren Turcotte for Steve Larmer, Nick Kypreos, Barry Richter and their 1994 6th round draft choice (Yuri Litvinov.)											
9, 18	**Lynn Patrick (LW)**	1934-35—1942-43; 1945-46	455	145	190	335	240	44	10	6	16	22
2, 15	**Muzz Patrick (D)**	1937-38—1940-41; 1945-46	166	5	26	31	133	25	4	0	4	34
11	**Stephen Patrick (RW)**	1984-85—1985-86	71	15	21	36	100	1	0	0	0	0
16, 40	**Mark Pavelich (C)**	1981-82—1985-86	341	133	185	318	326	23	7	17	24	14
18	**Jim Pavese (D)**	1987-88	14	0	1	1	48	—	—	—	—	—
12, 16	**Mel Pearson (LW)**	1959-60; 1961-62 1962-63—1964-65	36	2	5	7	25	—	—	—	—	—
3	**Fern Perreault (LW)**	1947-48; 1949-50	3	0	0	0	0	—	—	—	—	—
4	**Frank Peters (D)**	1930-31	44	0	0	0	59	4	0	0	0	2
21	**Garry Peters (C)**	1965-66	63	7	3	10	42	—	—	—	—	—
24, 17	**Michel Petit (D)**	1987-88—1988-89	133	17	49	66	377	4	0	2	2	27
38	**Ronald Petrovicky (RW)**	2002-03	66	5	9	14	77	—	—	—	—	—
	(Claimed in the NHL Waiver Draft from the Calgary Flames on 10/4/02. Claimed by in the NHL Waiver Draft by the Atlanta Thrashers on 10/.)											
11	**Gordon Pettinger (C)**	1932-33	35	1	2	3	18	8	0	0	0	0
32	**Dave Pichette (D)**	1987-88	6	1	3	4	4	—	—	—	—	—
2, 16	**Alf Pike (C)**	1939-40—1942-43; 1945-46—1946-47	234	42	77	119	145	21	4	2	6	12
47	**Rich Pilon (D)**	1999-00—2000-01	123	2	15	17	25	—	—	—	—	—
	(Claimed off waivers from the New York Islanders on 12/1/99. Left via free agency.)											
18	**Ales Pisa (D)**	2002-03	3	0	0	0	0	—	—	—	—	—
	(Acquired from Edmonton on 3/11/03 with Anson Carter for Radek Dvorak and Cory Cross, left via free agency.)											
2, 25	**Bob Plager (D)**	1964-65—1966-67	29	0	5	5	40	—	—	—	—	—
24	**Pierre Plante (RW)**	1978-79	70	6	25	31	37	18	0	6	6	20
8	**Walt Poddubny (C)**	1986-87—1987-88	152	78	97	175	125	6	0	0	0	8
22	**Thomas Pock (D)**	2003-04—2007-08	59	7	7	14	20	4	0	3	3	4
	(Signed as a free agent on 3/24/04. Claimed off waivers by the NY Islanders on 9/29/08.).)											
29, 41	**Rudy Poeschek (RW)**	1987-88—1989-90	68	0	2	2	256	—	—	—	—	—
	(Selected in the 12th round, 238th overall, in the 1985 Entry Draft. Traded to Winnipeg on 1/22/91 for Guy Larose.)											
14	**Bud Poile (RW)**	1949-50	28	3	6	9	8	—	—	—	—	—
19	**Johnny Polich (RW)**	1939-40—1940-41	3	0	1	1	0	—	—	—	—	—
20	**Greg Polis (LW)**	1974-75—1978-79	275	65	76	141	196	3	0	0	0	6
19	**Larry Popein (C)**	1954-55—1960-61	402	75	127	202	150	16	1	4	5	6
34	**Peter Popovic (D)**	1998-99	68	1	4	5	40	—	—	—	—	—
	(Acquired from Montreal on 6/30/98 for Sylvain Blouin and a 1999 6th round draft choice (later traded to Phoenix - Erik Lewerstrom.) Traded to Pittsburgh on 9/30/99 for Kevin Hatcher.)											
3,16	**Tom Poti (D)**	2001-02—2005-06	231	25	78	103	177	4	0	0	0	2
	(Acquired from Edmonton with Rem Murray on 3/19/02 for Mike York and a 2002 4th round draft choice (Ivan Koltsov.) Left via free agency.)											
38,44	**Corey Potter (D)**	2008-09—2009-10	8	1	1	2	2	—	—	—	—	—
	(Selected in the 3rd round, 122nd overall, in the 2003 Entry Draft. Left via free agency.)											
67	**Benoit Pouliot (LW)**	2013-14	80	15	21	36	56	25	5	5	10	26
	(Signed as a free agent on 7/5/13. Left via free agency.)											
8	**Darroll Powe (C)**	2012-13 – 2013-14	35	0	0	0	18	3	0	0	0	0
	(Acquired from Minnesota on 2/4/13 with Nick Palmieri for Mike Rupp. Left via free agency.)											
11, 2	**Babe Pratt (D)**	1935-36—1942-43	307	27	97	124	299	39	9	8	17	70
17	**Dean Prentice (LW)**	1952-53—1962-63	666	186	236	422	263	19	2	7	9	20
18	**Wayne Presley (RW)**	1995-96	61	4	6	10	7	—	—	—	—	—
15	**Noel Price (D)**	1959-60—1960-61	7	0	0	0	4	—	—	—	—	—
47	**Pat Price (D)**	1986-87	13	0	2	2	49	6	0	1	1	27
32	**Sean Pronger (C)**	1998-99	14	0	3	3	4	—	—	—	—	—
	(Acquired from Pittsburgh on 11/25/98 with Petr Nedved and Chris Tamer for Alex Kovalev and Harry York. Traded to Los Angeles on 2/12/99 for Eric Lacroix.)											
20	**Vinny Prospal (C)**	2009-10-2010-11	104	29	52	81	40	5	1	0	1	0
	(Signed as free agent on 8/17/09. Left via free agency.)											
25	**Petr Prucha (RW)**	2005-06—2008-09	237	63	50	113	100	17	1	1	2	4
	(Selected in the 8th round, 240th overall, in the 2002 Entry Draft. Traded to Phoenix with Nigel Dawes and Dmitri Kalinin for Derek Morris on 3/4/09.)											
8	**Brandon Prust (L)**	2009-10—2011-12	190	22	33	55	381	24	1	2	3	35
	(Acquired from Calgary with Olli Jokinen on 2/1/10 for Ales Kotalik and Christopher Higgins. Left via free agency.)											
5, 45	**Dale Purinton (D)**	1999-00—2003-04	181	4	16	20	578	—	—	—	—	—
	(Selected in the 5th round, 117th overall, in the 1995 Entry Draft. Left via free agency.)											
24	**Jamie Pushor (D)**	2003-04	7	0	0	0	0	—	—	—	—	—
	(Acquired from Columbus on 1/23/04 for a 2004 8th round draft choice (Matt Greer.) Left via free agency.)											
17	**Jean Pusie (D)**	1933-34	19	0	2	2	17	—	—	—	—	—
14	**Taylor Pyatt (LW)**	2012-13 – 2013-14	70	6	6	12	16	12	2	2	4	4
	(Signed as a free agent on 7/3/12. Claimed on waivers by Pittsburgh on 1/2/14.)											

ALL-TIME PLAYER REGISTER

			REGULAR SEASON					PLAYOFFS				
NO.	NAME & POSITION	YEARS PLAYED	GP	G	A	PTS	PIM	GP	G	A	PTS	PIM
12	**Leo Quenneville (F)**	1929-30	25	0	3	3	10	3	0	0	0	0
5	**Stephane Quintal (D)**	1999-00	75	2	14	16	77	—	—	—	—	—
	(Signed as a free agent on 7/6/99. Claimed off waivers by Chicago on 10/4/00.)											
23	**Karel Rachunek (D)**	2003-04—2006-07	78	7	23	30	42	6	0	4	4	2
	(Acquired from Ottawa on 3/9/04 with Alexandre Giroux for Greg de Vries. Left via free agency.)											
7, 9	**Don Raleigh (C)**	1943-44;										
		1947-48—1955-56	535	101	219	320	96	18	6	5	11	6
19, 14	**Jean Ratelle (C)**	1960-61—1975-76	862	336	481	817	192	65	9	33	42	14
5	**Mel Read (C)**	1946-47	6	0	0	0	8	—	—	—	—	—
6	**Wade Redden (D)**	2008-09—2009-10	156	5	35	40	68	7	0	2	2	0
	(Signed as a free agent on 7/1/08. Bought out on 1/16/13.)											
11	**William Regan (D)**	1929-30—1930-31	52	2	1	3	53	8	0	0	0	2
11	**Oliver Reinikka (F)**	1926-27	16	0	0	0	0	—	—	—	—	—
4	**Erik Reitz (D)**	2008-09	11	0	0	0	24	—	—	—	—	—
	(Acquired from Minnesota for Dan Fritsche on 2/1/09. Claimed off waivers by Toronto on 3/4/09.)											
5	**Leo Reise, Jr. (D)**	1952-53—1953-54	131	7	20	27	124	—	—	—	—	—
2	**Leo Reise, Sr. (D)**	1929-30	12	0	1	1	8	—	—	—	—	—
20	**Pascal Rheaume (C)**	2003-04	17	0	0	0	5	—	—	—	—	—
	(Signed as a free agent on 10/22/03. Claimed off waivers by St. Louis on 1/29/04.)											
10	**Steven Rice (RW)**	1990-91	11	1	1	2	4	2	2	1	3	6
	(Selected in the 1st round, 20th overall, in the 1989 Entry Draft. Traded to Edmonton on 10/4/91 with Bernie Nicholls and Louie DeBrusk for Mark Messier and future considerations (David Shaw for Jeff Beukeboom on 11/12/91.)											
19	**Brad Richards (C)**	2011-12 – 2013-14	210	56	95	151	54	55	12	16	28	14
	(Signed as a free agent on 7/2/11. Contract bought out on 6/20/14.)											
18	**Dave Richardson (LW)**	1963-64—1964-65	41	3	2	5	25	—	—	—	—	—
41	**Steve Richmond (D)**	1983-84—1985-86	77	2	12	14	263	4	0	0	0	12
29	**Barry Richter (D)**	1995-96	4	0	1	1	0	—	—	—	—	—
	(Acquired from Hartford on 11/2/93 with Nick Kypreos, Steve Larmer and a 1994 6th round draft choice (Yuri Litvinov) for Darren Turcotte and James Patrick. Left via free agency.)											
18	**Mike Ridley (C)**	1985-86—1986-87	118	38	63	101	89	16	6	8	14	26
4	**Vic Ripley (LW)**	1933-34—1934-35	39	5	14	19	12	2	1	0	1	4
12	**Patrick Rissmiller**	2008-09	2	0	0	0	0	—	—	—	—	—
	(Signed as a free agent on 7/1/08. Traded to Atlanta on 8/2/10 with Donald Brashear for Todd White.)											
19	**Alex Ritson (LW)**	1944-45	1	0	0	0	0	—	—	—	—	—
21	**Wayne Rivers (RW)**	1968-69	4	0	0	0	0	—	—	—	—	—
21	**Bert Robertsson (D)**	2000-01	2	0	0	0	4	—	—	—	—	—
	(Acquired from Columbus on 11/9/00 for Jean-Francois Labbe. Traded to Nashville on 3/7/01 for Ryan Tobler.)											
5	**Doug Robinson (LW)**	1964-65—1966-67	73	16	26	42	10	—	—	—	—	—
20	**Luc Robitaille (LW)**	1995-96—1996-97	146	47	70	117	128	26	5	12	17	12
	(Acquired from Pittsburgh on 8/31/95 with Ulf Samuelsson for Petr Nedved and Sergei Zubov. Traded to Los Angeles on 8/28/97 for Kevin Stevens.)											
25, 24	**Mike Robitaille (D)**	1969-70—1970-71	15	1	1	2	15	—	—	—	—	—
16	**Leon Rochefort (RW)**	1960-61; 1962-63	24	5	4	9	6	—	—	—	—	—
5	**Normand Rochefort (D)**	1988-89—1991-92	112	7	15	22	108	—	—	—	—	—
	(Acquired from Quebec on 8/1/88 with Jason Lafrenierre for Walt Poddubny, Bruce Bell, Jari Gronstrand and a 1989 4th round draft choice (Eric Dubois.) Signed as a free agent by Tampa Bay on 9/27/93.)											
12	**Edmond Rodden (F)**	1930-31	24	0	3	3	8	—	—	—	—	—
17, 27	**Mike Rogers (C)**	1981-82—1985-86	316	117	191	308	142	14	1	10	11	6
5	**Dale Rolfe (D)**	1970-71—1974-75	244	13	66	79	190	50	5	17	22	59
19	**Len Ronson (LW)**	1960-61	13	2	1	3	10	—	—	—	—	—
9	**Paul Ronty (C)**	1951-52—1954-55	260	45	114	159	62	—	—	—	—	—
2, 15	**Jim Ross (D)**	1951-52—1952-53	62	2	11	13	29	—	—	—	—	—
3, 33	**Michal Rozsival (D)**	2005-06-2010-11	432	42	134	176	374	31	4	10	14	32
	(Signed as a free agent on 8/29/05. Traded to Phoenix for Wojtek Wolski on 1/10/11.)											
22	**Bobby Rousseau (RW)**	1971-72—1974-75	236	41	116	157	30	38	9	22	31	15
15	**Ronnie Rowe (LW)**	1947-48	5	1	0	1	0	—	—	—	—	—
8	**Jean-Yves Roy (RW)**	1994-95	3	1	0	1	2	—	—	—	—	—
	(Signed as a free agent on 7/20/92. Traded to Ottawa on 10/6/95 for Steve Larouche.)											
20	**Steve Rucchin (C)**	2005-06	72	13	23	36	10	4	1	0	1	0
	(Acquired from Anaheim on 8/23/05 for Trevor Gillies and a conditional pick in the 2007 Entry Draft. Left via free agency.)											
19, 26	**Martin Rucinsky (RW)**	2001-02; 2003-04—2005-06	136	32	78	110	124	2	0	1	1	2
	(Acquired from Dallas with Roman Lyashenko on 3/12/02 for Manny Malhotra and Barrett Heisten. Left via free agency. Signed as a free agent 8/28/03. Traded to Vancouver on 3/9/04 for Martin Grenier and the rights to R.J. Umberger. Signed as a free agent on 8/3/05. Left via free agency.)											
44	**Lindy Ruff (D)**	1988-89—1990-91	83	3	12	15	135	10	0	3	3	29
	(Acquired from Buffalo on 3/7/89 for a 1990 5th round draft choice (Richard Smehlik.) Left via free agency.)											
29	**Reijo Ruotsalainen (D)**	1981-82—1985-86	389	99	217	316	154	43	11	16	27	22
19	**Duane Rupp (D)**	1962-63	2	0	0	0	0	—	—	—	—	—
71, 17	**Mike Rupp (C)**	2011-12—2012-13	68	4	1	5	109	20	0	0	0	36
	(Signed as a free agent on 7/1/11. Traded to Minnesota on 2/4/13 for Nick Palmieri and Darroll Powe.)											
16	**Church Russel (LW/C)**	1945-48	90	20	16	36	12	—	—	—	—	—
21	**Simo Saarinen (D)**	1984-85	8	0	0	0	8	—	—	—	—	—
4, 3	**Larry Sacharuk (D)**	1972-73—1973-74;	75	9	11	20	18	—	—	—	—	—
2, 5		1975-76—1976-77										
26, 8	**Kjell Samuelsson (D)**	1985-86—1986-87	39	2	6	8	60	9	0	1	1	8
37	**Mikael Samuelsson (RW)**	2001-02—2002-03	125	14	24	38	55	—	—	—	—	—
	(Acquired from San Jose on 6/24/01 with Christian Gosselin for Adam Graves. Traded to Pittsburgh on 2/10/03 with Joel Bouchard, Richard Lintner, and Rico Fata for Alex Kovalev, Dan LaCouture, Janne Laukkanen and Mike Wilson.)											
5	**Ulf Samuelsson (D)**	1995-96—1998-99	287	14	46	60	475	26	1	7	8	46
	(Acquired from Pittsburgh on 8/31/95 with Luc Robitaille for Petr Nedved and Sergei Zubov. Traded to Detroit on 3/23/99 for a 1999 2nd round draft choice (David Inman) and the return of the Rangers 2000 3rd round draft choice (from the Mike Knuble trade.)											
16, 4	**Derek Sanderson (C)**	1974-75—1975-76	83	25	25	50	110	3	0	0	0	0

ALL-TIME PLAYER REGISTER

			REGULAR SEASON					PLAYOFFS				
NO.	NAME & POSITION	YEARS PLAYED	GP	G	A	PTS	PIM	GP	G	A	PTS	PIM
5	**Charlie Sands (C)**	1943-44	9	0	2	2	0	—	—	—	—	—
28	**Tomas Sandstrom (RW)**	1984-85—1989-90	407	173	207	380	563	29	8	12	20	52
	(Selected in the 2nd round, 36th overall, in the 1982 Entry Draft. Traded to Los Angeles on 1/20/90 with Tony Granato for Bernie Nicholls.)											
24	**Bobby Sanguinetti (D)**	2009-10	5	0	0	0	4	—	—	—	—	—
	(Selected in the 1st round, 21st overall, in the 2006 Entry Draft. Traded to Carolina on 6/26/10 for a 2nd round selection in 2010.)											
6	**Glen Sather (LW)**	1970-71—1973-74	188	18	24	42	193	38	0	2	2	47
*56, 38	**Michael Sauer (D)**	2008-09—2011-12	98	4	14	18	96	5	0	1	1	0
	(Selected in the 2nd round, 40th overall, in the 2005 Entry Draft.)											
10, 33	**Marc Savard (C)**	1997-98—1998-99	98	10	41	51	42	—	—	—	—	—
	(Selected in the 3rd round, 91st overall, in the 1995 Entry Draft. Traded to Calgary on 6/26/99 with a 1999 1st round draft choice (Oleg Saprykin) for Jan Hlavac, a 1999 1st round draft choice (Jamie Lundmark) and a 1999 3rd round draft choice (Patrick Aufiero.)											
17	**Chuck Scherza (C)**	1943-44—1944-45	27	5	5	10	29	3	0	1	1	6
18	**Ken Schinkel (RW)**	1959-60—1963-64; 1966-67	265	34	55	89	77	6	0	1	1	0
25, 21	**Mathieu Schneider (D)**	1998-99—1999-00	155	20	44	64	149	—	—	—	—	—
	(Acquired from Toronto on 10/14/98 for Alexander Karpovtsvev and a 1999 4th round draft choice (Mirko Murovic.) Selected by Columbus in the NHL Expansion Draft on 6/23/00.)											
28	**John Scott (D)**	2011-12	6	0	0	0	5	—	—	—	—	—
	(Acquired from Chicago on 2/27/12 for a 2012 5th round draft choice. Left via free agency.)											
11	**Laurie Scott (F)**	1927-28	23	0	1	1	6	—	—	—	—	—
13	**Richard Scott (RW)**	2001-02; 2003-04	10	0	0	0	28	—	—	—	—	—
	(Signed as a free agent on 5/8/01. Left via free agency.)											
42	**Brandon Segal (RW)**	2012-13	1	0	0	0	2	—	—	—	—	—
	(Signed as a free agent on 7/11/12. Left via free agency.)											
21, 2	**Earl Seibert (D)**	1931-32—1935-36	202	27	41	68	338	—	—	—	—	—
16	**Rod Seiling (D)**	1963-64—1974-75	644	50	198	248	425	54	3	6	9	47
16	**George Senick (LW)**	1952-53	13	2	3	5	8	—	—	—	—	—
36	**Pierre Sevigny (LW)**	1997-98	3	0	0	0	2	—	—	—	—	—
	(Signed as a free agent on 8/27/97. Left via free agency.)											
6, 5	**Eddie Shack (RW)**	1958-59—1960-61	141	16	26	42	236	—	—	—	—	—
18	**Joe Shack (LW)**	1942-43; 1944-45	70	9	27	36	20	—	—	—	—	—
14	**Brendan Shanahan (LW)**	2006-07—2007-08	140	52	56	108	82	20	6	6	12	20
	(Signed as a free agent on 7/9/06. Left via free agency.)											
27, 21	**David Shaw (D)**	1987-88—1991-92	240	17	57	74	314	10	0	2	2	41
	(Acquired from Quebec on 9/30/87 with John Ogrodnick for Jeff Jackson and Terry Carkner. Traded to Edmonton on 11/12/91 for Jeff Beukeboom as compensation for the 10/4/91 trade.)											
6	**Bobby Sheehan (C)**	1978-79	—	—	—	—	—	15	4	3	7	8
45	**Jody Shelley (LW)**	2009-10	21	2	4	6	37	—	—	—	—	—
	(Acquired from San Jose on 2/12/10 for a 6h-round or conditional 5th-round draft pick in 2011. Left via free agency.)											
23	**Ray Sheppard (RW)**	1990-91	59	24	23	47	21	—	—	—	—	—
	(Acquired from Buffalo on 7/9/90 for cash. Signed as a free agent by Detroit on 8/5/91.)											
3	**Fred Shero (D)**	1947-48—1949-50	145	6	14	20	137	13	0	2	2	8
4	**Alex Shibicky (LW)**	1935-36—1941-42; 1945-46	322	110	91	201	161	40	12	12	24	12
4	**Alex "Babe" Siebert (LW)**	1932-33—1933-34	55	9	11	20	56	8	1	0	1	12
18	**Mike Siklenka (LW)**	2003-04	1	0	0	0	0	—	—	—	—	—
	(Claimed in the NHL Waiver Draft from Philadelphia on 10/3/03. Claimed off waivers by Philadelphia on 11/5/03.)											
16	**Dave Silk (RW)**	1979-80—1982-83	141	30	33	63	112	9	2	4	6	4
41	**Mike Siltala (RW)**	1986-87—1987-88	4	0	0	0	0	—	—	—	—	—
17	**Chris Simon (LW)**	2003-04	65	14	9	23	225	—	—	—	—	—
	(Signed as a free agent on 7/25/03. Traded to Calgary on 3/6/04 with a 2004 7th round draft choice for Blair Betts, Jamie McLennan and Greg Moore.)											
21	**Reg Sinclair (RW)**	1950-51—1951-52	139	38	31	69	103	—	—	—	—	—
20	**Fredrik Sjostrom (RW)**	2007-08 - 2008-09	18	2	0	2	8	10	0	1	1	2
	(Acquired from Phoenix on 2/26/08 with David LeNeveu, Josh Gratton and a 2009 fifth round draft choice for Al Montoya and Marcel Hossa. Left via free agency.)											
20	**Brian Skrudland (C)**	1997-98	59	5	6	11	39	—	—	—	—	—
	(Signed as a free agent on 7/7/97. Traded to Dallas on 3/24/98 with Mike Keane and a 1998 conditional draft choice (6th round – Pavel Patera) for Todd Harvey, Bob Errey and a 1998 4th round draft choice (Boyd Kane).)											
20, 11	**Ed Slowinski (RW)**	1947-48—1952-53	291	58	74	132	63	16	2	6	8	6
14, 20, 10	**Clint Smith (C)**	1936-37—1942-43	281	80	115	195	12	31	4	5	9	2
15	**Dallas Smith (D)**	1977-78	29	1	4	5	23	1	0	1	1	0
21	**Don Smith (RW)**	1949-50	10	1	1	2	0	1	0	0	0	0
19	**Floyd Smith (RW)**	1960-61	29	5	9	14	0	—	—	—	—	—
14	**Geoff Smith (D)**	1997-98—1998-99	19	1	1	2	8	—	—	—	—	—
	(Signed as a free agent on 9/29/97. Traded to St. Louis on 2/13/99 with Jeff Finley for future considerations (Chris Kenady.)											
17	**Stan Smith (C)**	1939-40—1940-41	9	2	1	3	0	—	—	—	—	—
25	**Peter Smrek (D)**	2000-01—2001-02	22	0	4	4	16	—	—	—	—	—
	(Acquired from St. Louis on 3/5/01 for Alexei Gusarov. Traded to Nashville on 3/19/02 for Richard Lintner.)											
8, 39	**Brad Smyth (RW)**	1997-98; 2000-01	5	1	0	1	4	—	—	—	—	—
	(Acquired from Los Angeles on 11/14/97 for a conditional draft pick. Signed as a free agent by Nashville on 7/16/98. Signed as a free agent on 8/19/99. Left via free agency.)											
12	**Art Somers (LW)**	1931-32—1934-35	145	19	37	56	82	19	1	5	6	18
16	**Glen Sonmor (LW)**	1953-54—1954-55	28	2	0	2	21	—	—	—	—	—
15, 16, 21	**Irv Spencer (D)**	1959-60—1961-62	131	4	20	24	81	1	0	0	0	2
*26	**Martin St. Louis (RW)**	2013-14	19	1	7	8	4	25	8	7	15	2
	(Acquired from Tampa Bay on 3/5/14 for Ryan Callahan, a 1st round pick in the 2014 Entry Draft (later traded), and a 1st round pick in the 2015 Entry Draft.											
*18	**Marc Staal (D)**	2007-08 – 2013-14	460	27	84	111	254	68	6	10	16	26
	(Selected in the 1st round, 12th overall, in the 2005 Entry Draft.)											
19	**Al Staley (C)**	1948-49	1	0	1	1	0	—	—	—	—	—

ALL-TIME PLAYER REGISTER

			REGULAR SEASON					PLAYOFFS				
NO.	NAME & POSITION	YEARS PLAYED	GP	G	A	PTS	PIM	GP	G	A	PTS	PIM
8	**Allan Stanley (D)**	1948-49—1954-55	307	23	56	79	272	12	2	5	7	10
4	**Wally Stanowski (D)**	1948-49—1950-51	146	3	14	17	54	—	—	—	—	—
4	**Harold Starr (D)**	1934-35—1935-36	45	0	0	0	38	4	0	0	0	2
21	**Bud Stefanski (C)**	1977-78	1	0	0	0	0	—	—	—	—	—
21	**Pete Stemkowski (C)**	1970-71—1976-77	496	113	204	317	379	55	18	18	36	75
5	**Ulf Sterner (LW)**	1964-65	4	0	0	0	0	—	—	—	—	—
*21	**Derek Stepan (C)**	2010-11 – 2013-14	294	73	124	197	72	61	10	19	29	10
	(Selected in the 2nd round, 51st overall, in the 2008 Entry Draft.)											
17	**Kevin Stevens (LW)**	1997-98—1999-00	199	40	52	92	237	—	—	—	—	—
	(Acquired from Los Angeles on 8/28/97 for Luc Robitaille. Left via free agency.)											
16	**Gaye Stewart (LW)**	1951-52—1952-53	87	16		27		43		30		—
—	— — —	—										
12	**Ron Stewart (RW)**	1967-68—1972-73	306	44	37	81	74	37	4	3	7	4
28, 32	**P.J. Stock (C)**	1997-98—1999-00	11	2	4	6	131	—	—	—	—	—
	(Signed as a free agent on 9/2/97. Signed as a free agent by Montreal on 7/7/00. Signed as a free agent on 8/23/01. Selected by Boston in the 2001 NHL Waiver Draft on 9/28/01.)											
13	**Jack Stoddard (RW)**	1951-52—1952-53	80	16	15	31	31	—	—	—	—	—
21	**Blaine Stoughton (RW)**	1983-84	14	5	2	7	4	—	—	—	—	—
21	**Neil Strain (LW)**	1952-53	52	11	13	24	12	—	—	—	—	—
82	**Martin Straka (LW)**	2005-06—2007-08	224	65	122	187	88	24	5	15	20	20
	(Signed as a free agent on 8/2/05. Left via free agency.)											
32, 6	**Anton Stralman (D)**	2011-12 – 2013-14	182	7	31	38	62	55	3	8	11	8
	(Signed as a free agent on 11/5/11. Left via free agency.)											
15, 10	**Art Stratton (C)**	1959-60	18	2	5	7	2	—	—	—	—	—
10	**Art Strobel (LW)**	1943-44	7	0	0	0	0	—	—	—	—	—
34	**Jason Strudwick (D)**	2005-06—2007-08	125	4	5	9	108	5	0	0	0	0
	(Signed as a free agent on 7/20/04. Left via free agency. Signed as a free agent on 3/19/07. Left via free agency.)											
9	**Doug Sulliman (RW)**	1979-80—1980-81	63	8	8	16	34	3	1	0	1	0
7	**Red Sullivan (C)**	1956-57—1960-61	322	59	150	209	300	6	1	2	3	4
38	**Ronnie Sundin (D)**	1997-98	1	0	0	0	0	—	—	—	—	—
	(Selected in the 9th round, 237th overall, in the 1996 Entry Draft. Left via free agency.)											
24	**Niklas Sundstrom (RW/LW)**	1995-96—1998-99	315	65	98	163	78	20	4	8	12	6
	(Selected in the 1st round, 8th overall, in the 1993 Entry Draft. Traded to Tampa Bay on 6/26/99 with Dan Cloutier and 2000 1st (Nikita Alexeev) and 3rd round (Igor Radulov) draft choices for a 1999 1st round draft choice (Pavel Brendl.)											
25	**Peter Sundstrom (RW)**	1983-84—1985-86	206	48	62	110	70	9	1	3	4	2
5	**Bill Sweeney (C)**	1959-60	4	1	0	1	0	—	—	—	—	—
37	**Tim Sweeney (RW)**	1997-98	56	11	18	29	26	—	—	—	—	—
	(Signed as a free agent on 9/11/97. Retired following the 1997-98 season.)											
17	**Petr Sykora (RW)**	2005-06	40	16	15	31	22	4	0	0	0	0
	(Acquired from Anaheim on 1/8/06 with a 2007 4th round draft choice, for defenseman Maxim Kondratiev. Left via free agency.)											
15	**Jeff Taffe (LW)**	2005-06	2	0	0	0	0	—	—	—	—	—
	(Acquired from Phoenix on 10/18/05 in exchange for Jamie Lundmark. Traded to Phoenix on 1/24/06 for Martin Sonnenberg.)											
19	**Dean Talafous (RW)**	1978-79—1981-82	202	42	60	102	91	19	4	7	11	11
26, 35	**Ron Talakoski (RW)**	1986-87—1987-88	9	0	1	1	33	—	—	—	—	—
4	**Chris Tamer (D)**	1998-99	52	1	5	6	92	—	—	—	—	—
	(Acquired from Pittsburgh on 11/25/98 with Petr Nedved and Sean Pronger for Alex Kovalev and Harry York. Selected by Atlanta in the 1999 NHL Expansion Draft.)											
15	**Bill Taylor (C)**	1947-48	2	0	0	0	0	—	—	—	—	—
19	**G. Bill Taylor (C)**	1964-65	2	0	0	0	0	—	—	—	—	—
12	**Ralph Taylor (D)**	1929-30	24	2	0	2	28	4	0	0	0	10
18, 5	**Ted Taylor (LW)**	1964-65—1965-66	8	0	1	1	6	—	—	—	—	—
26	**Tim Taylor (C)**	1999-00—2000-01	114	11	16	27	88	—	—	—	—	—
	(Signed as a free agent on 7/15/99. Traded to Tampa Bay on 6/30/01 for Nils Ekman and Kyle Freadrich.)											
17	**Spence Thatchell (D)**	1942-43	1	0	0	0	0	—	—	—	—	—
58	**Christian Thomas (RW)**	2012-13	1	0	0	0	0	—	—	—	—	—
	(Selected in the 2nd round, 40th overall in the 2010 NHL Entry Draft. Traded to Montreal on 7/2/13 for Danny Kristo.)											
8, 10	**Paul Thompson (LW)**	1926-27—1930-31	216	35	33	68	144	24	3	2	5	40
14	**Fred Thurier (C)**	1944-45	50	16	19	35	14	—	—	—	—	—
44	**Billy Tibbetts (RW)**	2002-03	11	0	0	0	12	—	—	—	—	—
	(Signed as a free agent on 12/16/02.)											
10	**Esa Tikkanen (LW)**	1992-93—1993-94; 1996-97; 1998-99	144	25	42	67	176	38	13	7	20	60
	(Acquired from Edmonton on 3/17/93 for Doug Weight. Traded to St. Louis on 7/24/94 with Doug Lidster for Petr Nedved. Acquired from Vancouver on 3/8/97 with Russ Courtnall for Sergei Nemchinov and Brian Noonan. Left via free agency. Signed on 10/9/98 as a free agent. Left via free agency.)											
6	**Mark Tinordi (D)**	1987-88	24	1	2	3	50	—	—	—	—	—
18, 17	**Walt Tkaczuk (C)**	1967-68—1980-81	945	227	451	678	556	93	19	32	51	119
29	**Jeff Toms (LW)**	2000-01—2001-02	53	8	5	13	10	—	—	—	—	—
	(Claimed off waivers from the New York Islanders on 1/13/01. Claimed off waivers by the Pittsburgh Penguins on 3/16/02.)											
12	**Zellio Toppazzini (RW)**	1950-51—1951-52	71	15	14	29	31	—	—	—	—	—
14	**Wes Trainor (RW)**	1948-49	17	1	2	3	6	—	—	—	—	—
42	**John Tripp (RW)**	2002-03	9	1	2	3	2	—	—	—	—	—
	(Signed as a free agent on 1/7/03. Left via free agency.)											
14	**Guy Trottier (RW)**	1968-69	2	0	0	0	0	—	—	—	—	—
4	**Rene Trudell (RW)**	1945-46—1947-48	129	24	28	52	72	5	0	0	0	2
8	**Darren Turcotte (C)**	1988-89—1993-94	325	122	133	255	183	25	6	8	14	10
	(Selected in the 6th round, 114th overall, in the 1986 Entry Draft. Traded to Hartford on 11/2/93 with James Patrick for Steve Larmer, Nick Kypreos, Barry Richter and their 1994 6th round choice (Yuri Litvinov.)											
6	**Dean Turner (D)**	1978-79	1	0	0	0	0	—	—	—	—	—
17	**Norm Tustin (LW)**	1941-42	18	2	4	6	0	—	—	—	—	—
37	**Tony Tuzzolino (RW)**	2000-01	6	0	0	0	5	—	—	—	—	—
	(Signed as a free agent on 2/10/01. Left via free agency.)											

ALL-TIME PLAYER REGISTER

			REGULAR SEASON					PLAYOFFS				
NO.	NAME & POSITION	YEARS PLAYED	GP	G	A	PTS	PIM	GP	G	A	PTS	PIM
51	**Fedor Tyutin (D)**	2003-04—2007-08	250	15	51	66	159	24	0	9	9	12
	(Selected in the 2nd round, 40th overall, in the 2001 Entry Draft. Traded to Columbus on 7/2/08 with Christian Backman for Nikolai Zherdev and Dan Fritsche.)											
55	**Igor Ulanov (D)**	2001-02	39	0	6	6	53	—	—	—	—	—
	(Signed as a free agent on 7/1/01. Traded to Florida with Filip Novak, 2002 1st (later traded to Calgary - Eric Nystrom) and 2nd (Rob Globke) round draft choices and a 2003 4th round draft choice (Guillame Desbiens) on 3/18/02 for Pavel Bure and a 2002 2nd round draft choice (Lee Falardeau.)											
38	**Jeff Ulmer (RW)**	2000-01	21	3	0	3	8	—	—	—	—	—
	(Signed as a free agent on 7/27/00. Traded to Ottawa on 6/30/00 with Jason Doig for Sean Gagnon.)											
53	**Layne Ulmer (C)**	2003-04	1	0	0	0	0	—	—	—	—	—
	(Signed as free agent on 6/13/01.) Left via free agency.											
5, 2	**Carol Vadnais (D)**	1975-76—1981-82	485	56	190	246	690	54	5	16	21	65
11	**Sparky Vail**	1928-29—1929-30	50	4	1	5	18	10	0	0	0	2
29	**Darren Van Impe (D)**	2001-02	17	1	0	1	12	—	—	—	—	—
	(Claimed off waivers from the Boston Bruins on 8/7/01. Claimed off waivers by the Florida Panthers on 12/18/01.)											
37	**Ryan VandenBussche (RW)**	1996-97—1997-98	27	2	0	2	68	—	—	—	—	—
	(Signed as a free agent on 8/22/95. Traded to Chicago on 3/24/98 for Ryan Risidore.)											
36	**Alexei Vasiliev (D)**	1999-00	1	0	0	0	2	—	—	—	—	—
	(Selected in the 5th round, 110 overall, in the 1995 Entry Draft. Traded to Nashville on 9/25/00 for a 2001 conditional draft pick.)											
16,17	**Pat Verbeek (RW)**	1994-95—1995-96	88	51	46	97	147	21	7	12	19	32
	(Acquired from Hartford on 3/23/95 for Glen Featherstone, Michael Stewart, a 1995 1st round draft choice (J.S. Giguere) and a 1996 4th round draft choice (Steve Wasylko.) Left via free agency.)											
40	**Dennis Vial (D)**	1990-91	21	0	0	0	61	—	—	—	—	—
	(Selected in the 5th round, 110th overall, in the 1988 Entry Draft. Traded to Detroit on 3/5/91 with Kevin Miller and Jim Cummins for Joe Kocur and Per Djoos.)											
8	**Steve Vickers (LW)**	1972-73—1981-82	698	246	340	586	330	68	24	25	49	58
29	**Terry Virtue (D)**	1999-00	1	0	0	0	0	—	—	—	—	—
	(Signed as a free agent on 7/27/99. Left via free agency.)											
39	**Vladimir Vorobiev (RW)**	1996-97—1997-98	31	7	7	14	12	—	—	—	—	—
	(Selected in the 10th round, 240th overall, in the 1992 Entry Draft. Traded to Edmonton on 3/23/99 for Kevin Brown.)											
34	**Aaron Voros (LW)**	2008-09—2009-10	95	11	12	23	211	—	—	—	—	—
	(Signed as a free agent on 7/1/09. Traded to Anaheim on 7/9/10 with Ryan Hillier for Steve Eminger.)											
11	**Carl Voss (C)**	**1932-33**	**10**	**2**	**1**	**3**	**4**	**—**	**—**	**—**	**—**	**—**
15	**Frank Waite (F)**	1930-31	17	1	3	4	4	—	—	—	—	—
14, 36	**Gord Walker (LW)**	1986-87—1987-88	19	2	4	6	19	—	—	—	—	—
25	**Peter Wallin (RW)**	1980-81—1981-82	52	3	14	17	14	14	2	6	8	6
4	**Aaron Ward (D)**	2006-07	60	3	10	13	57	—	—	—	—	—
	(Signed as a free agent on 7/3/06. Traded to Boston on 2/27/07 for Paul Mara.)											
12	**Dixon Ward (RW)**	2002-03	8	0	0	0	2	—	—	—	—	—
	(Signed as a free agent on 10/1/03. Left via free agency.)											
14	**Jason Ward (RW)**	2005-06—2006-07	127	14	24	38	70	1	0	0	0	2
	(Signed as a free agent on 8/4/05. Traded to Los Angeles on 2/5/07 with Jan Marek and Marc Andre Cliche for Sean Avery and John Seymour.)											
	Eddie Wares (RW)	1936-37	2	2	0	2	0	—	—	—	—	—
14	**Billy Warwick (LW)**	1942-43—1943-44	14	3	3	6	16	—	—	—	—	—
8	**Grant Warwick (RW)**	1941-42—1947-48	293	117	116	233	179	6	0	1	1	2
7, 15	**Phil Watson (RW)**	1935-36—1942-43; 1944-45—1947-48	546	127	233	360	471	36	7	20	27	51
21	**John Webster (LW)**	1949-50	14	0	0	0	4	—	—	—	—	—
39	**Doug Weight (C)**	1991-92—1992-93	118	23	47	70	78	7	2	2	4	0
	(Selected in the 2nd round, 34th overall, in the 1990 Entry Draft. Traded to Edmonton on 3/17/93 for Esa Tikkanen.)											
32	**Dale Weise (R)**	2010-11	10	0	0	0	19	—	—	—	—	—
	(Selected in the 4th round, 111th overall, in the 2008 NHL Entry Draft.)											
24	**Jay Wells (D)**	1991-92—1994-95	186	5	23	28	277	43	0	2	2	38
	(Acquired from Buffalo on 3/9/92 for Randy Moller. Traded to St. Louis on 7/28/95 for Doug Lidster.)											
12	**Len Wharton (D)**	1944-45	1	0	0	0	0	—	—	—	—	—
41	**Simon Wheeldon (C)**	1987-88—1988-89	11	0	2	2	6	—	—	—	—	—
17, 39	**Rob Whistle (D)**	1985-86	32	4	2	6	10	3	0	0	0	2
19	**Sherman White (C)**	1946-47; 1949-50	4	0	2	2	0	—	—	—	—	—
12	**Todd White (C)**	2010-11	18	1	1	2	2	—	—	—	—	—
	(Acquired from Atlanta on 8/2/10 for Donald Brashear and Patrick Rissmiller. Left via free agency.)											
39	**Trent Whitfield (C)**	2001-02	1	0	0	0	0	—	—	—	—	—
	(Claimed off waivers from Washington on 1/16/02. Claimed off waivers by Washington on 2/1/02.)											
14	**Doug Wickenheiser (C)**	1988-89	1	1	0	1	0	—	—	—	—	—
20	**Juha Widing (C)**	1969-70	44	7	7	14	10	—	—	—	—	—
6, 24	**Jim Wiemer (D)**	1984-85—1985-86	29	7	3	10	32	9	1	0	1	6
36	**David Wilkie (D)**	2000-01	1	0	0	0	2	—	—	—	—	—
	(Signed as a free agent on 9/29/99. Left via free agency.)											
86	**Jeremy Williams (R)**	2010-11	1	0	0	0	0	—	—	—	—	—
	(Signed as a free agent on 7/12/10. Left via free agency.)											
17	**Tom Williams (LW)**	1971-72—1973-74	25	1	3	4	6	—	—	—	—	—
14	**Bert Wilson (LW)**	1973-74—1974-75	66	6	2	8	68	—	—	—	—	—
17	**Carey Wilson (C)**	1988-89—1989-90	82	30	51	81	102	—	—	—	—	—
	(Acquired from Harftord on 12/26/88 with their 1990 5th round choice (Lubos Rob) for Don Maloney, Brian Lawton and Norm Maciver. Traded to Hartford on 7/9/90 for Jody Hull.)											
22	**Mike Wilson (D)**	2002-03	1	0	0	0	0	—	—	—	—	—
	(Acquired from Pittsburgh on 2/10/03 with Alex Kovalev, Dan LaCouture and Janne Laukkanen for Joel Bouchard, Richard Lintner, Mikael Samuelsson and and Rico Fata.)											
16	**Johnny Wilson (LW)**	1960-61—1961-62	96	25	15	40	38	6	2	2	4	4
15,21	**Chad Wiseman (LW)**	2003-04—2005-06	5	1	0	2	4	1	0	0	0	2
	(Acquired from San Jose on 8/12/03 for Nils Ekman. Left via free agency.)											
14, 29	**Johan Witehall (RW)**	1998-99—2000-01	28	1	4	5	10	—	—	—	—	—
	(Selected in the 8th round, 207th overall, in the 1998 Entry Draft. Claimed off waivers by Montreal on 1/12/01.)											

ALL-TIME PLAYER REGISTER

			REGULAR SEASON					PLAYOFFS				
NO.	NAME & POSITION	YEARS PLAYED	GP	G	A	PTS	PIM	GP	G	A	PTS	PIM
86	**Wojtek Wolski (L)**	2010-11—2011-12	46	6	16	22	10	5	1	2	3	0
	(Acquired from Phoenix on 1/10/11 for Michal Rozsival. Traded to Florida on 2/25/12 for Mike Vernace and 2013 3rd round pick.)											
4	**Robert Wood (D)**	1950-51	1	0	0	0	0	—	—	—	—	—
6	**Jeff Woywitka (D)**	2011-12	27	1	5	6	8	—	—	—	—	—
	(Claimed off waivers from Montreal on 10/6/11. Left via free agency.)											
14	**Bill Wylie (C)**	1950-51	1	0	0	0	0	—	—	—	—	—
32	**Harry York (C)**	1997-98—1998-99	7	0	0	0	4	—	—	—	—	—
	(Acquired from St. Louis on 3/24/98 for Mike Eastwood. Traded to Pittsburgh on 11/25/98 with Alex Kovalev for Petr Nedved, Chris Tamer and Sean Pronger.)											
18	**Mike York (C)**	1999-00—2001-02	230	58	80	138	—	—	—	—	—	—
54												
	(Selected in the 6th round, 136th overall, in the 1997 Entry Draft. Traded to Edmonton on 3/19/02 with a 2002 4th round draft choice (Ivan Koltsov) for Tom Poti and Rem Murray.)											
19, 39	**Tom Younghans (RW)**	1981-82	47	3	5	8	17	2	0	0	0	0
31	**Rob Zamuner (C)**	1991-92	9	1	2	3	2	—	—	—	—	—
	(Selected in the 3rd round, 45th overall, in the 1990 Entry Draft. Signed by Tampa Bay on 7/13/92 as a free agent.)											
24	**Joe Zanussi (D)**	1974-75	8	0	2	2	4	—	—	—	—	—
13	**Nikolai Zherdev (RW)**	2008-09	82	23	35	58	39	7	0	0	0	0
	(Acquired from Columbus with Dan Fritsche, in exchange for Fedor Tyutin and Christian Backman on 7/2/08. Left via free agency.)											
21	**Sergei Zubov (D)**	1992-93—1994-95	165	30	126	156	51	32	8	22	30	2
	(Selected in the 6th round, 85th overall, in the 1990 Entry Draft. Traded to Pittsburgh on 8/31/95 with Petr Nedved for Ulf Samuelsson and Luc Robitaille.)											
*36	**Mats Zuccarello (RW)**	2010-11 – 2011-12; 2012-13 – 2013-14	144	30	63	93	50	38	6	14	20	26
	(Signed as a free agent on 5/26/10. Left via free agency. Signed as a free agent on 3/28/13.)											

ALL-TIME GOALTENDING REGISTER

			REGULAR SEASON							PLAYOFFS					
NO.	NAME	YEARS PLAYED	W-L-T/OT	GP	MINS	GA	AVG	SO		W-L-T	GP	MINS	GA	AVG	SO
1	**Andy Aitkenhead**	1932-33—1934-35	47-43-16	106	6570	257	2.35	11		6-2-2	10	608	15	1.48	3
1	**Lorne Anderson**	1951-52	1-2-0	3	180	18	6.00	0		—	—	—	—	—	—
31	**Hardy Astrom**	1977-78	2-2-0	4	240	14	3.50	0		—	—	—	—	—	—
31	**Alex Auld**	2009-10	0-1-0	3	119	5	2.52	0		—	—	—	—	—	—
	(Claimed off waivers from Dallas on 2/27/10. Left via free agency.)														
35	**Steve Baker**	1979-80—1982-83	20-20-11	57	3081	190	3.70	3		7-7	14	826	55	4.00	0
1	**Gordie Bell**	1955-56	—	—	—	—	—	—		1-1	2	120	9	4.50	0
1	**Bill Beveridge**	1942-43	4-10-3	17	1020	89	5.24	1		—	—	—	—	—	—
43	**Martin Biron**	2010-11 – 2013-14	22-15-3	46	2555	105	2.47	2		—	—	—	—	—	—
	(Signed as a free agent on 7/1/10. Retired on 10/20/13.)														
31	**Dan Blackburn**	2001-02—2002-03	20-32-4	63	3500	188	3.22	1		—	—	—	—	—	—
	(Selected in the 1st round, 10th overall, in the 2001 Entry Draft. Retired on 9/25/05 due to injury.)														
1	**Lionel Bouvrette**	1942-43	0-1-0	1	60	6	6.00	0		—	—	—	—	—	—
1	**Johnny Bower**	1953-54—1954-55;													
		1956-57	31-35-11	77	4620	202	2.62	5		—	—	—	—	—	—
1	**Steve Buzinski**	1942-43	2-6-1	9	560	55	5.89	0		—	—	—	—	—	—
1	**Lorne Chabot**	1926-27—1927-28	41-25-14	80	5037	135	1.61	21		2-3-2	8	441	11	1.50	2
34, 39	**Dan Cloutier**	1997-98—1998-99	10-13-4	34	1648	72	2.62	0		—	—	—	—	—	—
	(Selected in the 1st round, 26th overall, in the 1994 Entry Draft. Traded to Tampa Bay on 6/26/99 with Niklas Sundstrom and 2000 1st (Nikita Alexeev) and 3rd (Igor Radulov) round draft choices for a 1999 1st round draft choice (Pavel Brendl.)														
30, 00 35	**John Davidson**	1975-76—1982-83	93-90-25	222	12449	742	3.58	7		16-13	30	1802	73	2.43	1
1	**Bob Decourcy**	1947-48	0-1-0	1	29	6	12.41	0		—	—	—	—	—	—
30	**Mike Dunham**	2002-03—2003-04	35-47-11	100	5615	253	2.70	7		—	—	—	—	—	—
	(Acquired from Nashville for Rem Murray, Tomas Kloucek and Marek Zidlicky on 12/12/02.) Left via free agency.														
1	**Dave Dryden**	1961-62	0-1-0	1	40	3	4.50	0		—	—	—	—	—	—
1, 16	**Emile Francis**	1948-49—1951-52	7-10-4	22	1280	68	3.19	0		—	—	—	—	—	—
1	**Jimmy Franks**	1942-43	5-14-4	23	1380	103	4.48	0		—	—	—	—	—	—
33	**Bob Froese**	1986-87—1989-90	36-43-8	98	5350	324	3.63	1		1-3	6	237	18	4.56	0
	(Acquired from Philadelphia on 12/18/86 for Kjell Samuelsson and a 1989 2nd round draft choice (Patrick Juhlin.) Retired following the 1989-90 season.)														
1	**Bruce Gamble**	1958-59	0-2-0	2	120	6	3.00	0		—	—	—	—	—	—
1	**Bert Gardiner**	1935-36; 1938-39	1-0-0	1	60	1	1.00	0		3-3	6	433	12	2.00	0
1, 30	**Ed Giacomin**	1965-66—1975-76	267-174-89	539	31645	1442	2.73	49		29-35	65	3834	180	2.82	5
33	**Gilles Gratton**	1976-77	11-18-7	41	2034	143	4.22	0		—	—	—	—	—	—
1	**Glen Hanlon**	1982-83—1985-86	56-56-13	138	7690	473	3.69	1		2-7	12	611	33	3.24	1
30	**Glenn Healy**	1993-94—1996-97	40-44-18	113	6177	287	2.79	5		2-1	7	298	14	2.82	0
	(Acquired from Tampa Bay for the return of Tampa Bay's 1993 3rd round draft choice (Allan Egeland), acquired in a previous trade. Left via free agency.)														
31	**Guy Hebert**	2000-01	5-7-1	13	735	42	3.43	0		—	—	—	—	—	—
	(Claimed off waivers from the Mighty Ducks of Anaheim on 3/7/01. Left via free agency.)														
1, 20	**Jim Henry**	1941-42—1945-46;													
		1947-48	47-44-17	109	6583	346	3.15	4		2-4	6	360	13	2.17	1
31	**Corey Hirsch**	1992-93	1-2-1	4	224	14	3.75	0		—	—	—	—	—	—
	(Selected in the 8th round, 169th overall, in the 1991 Entry Draft. Traded to Vancouver on 4/7/95 for Nathan Lafayette.)														
33	**Milan Hnilicka**	1999-00	0-1-0	2	86	5	3.49	0		—	—	—	—	—	—
	(Signed as a free agent on 7/15/99. Left via free agency.)														
32, 40	**Johan Holmqvist**	2000-01—2002-03	0-3-0	4	167	12	4.31	0		—	—	—	—	—	—
	(Selected in the 7th round, 175th overall, in the 1997 Entry Draft. Traded to Minnesota on 3/11/03 for Lawrence Nycholat.)*														
40	**Chris Holt**	2005-06	0-0-0	1	10	0	0	0		—	—	—	—	—	—
	(Selected in the 6th round, 180th overall, in the 2003 Entry Draft)														
1	**Percy Jackson**	1934-35	0-1-0	1	60	8	8.00	0		—	—	—	—	—	—
29	**Chad Johnson**	2009-10-2010-11	1-2-1	6	301	13	2.59	0							
	(Acquired from Pittsburgh on 6/27/09 for a 5th round draft choice in the 2009 Entry Draft.)														
1	**Dave Kerr**	1934-35—1940-41	157-110-57	324	20230	698	2.07	40		17-13-3	32	2136	56	1.57	7
44	**Terry Kleisinger**	1985-86	0-2-0	4	191	14	4.40	0		—	—	—	—	—	—
1	**Julian Klymkiw**	1958-59	0-0-0	1	19	2	6.32	0		—	—	—	—	—	—
34	**Jason LaBarbera**	2000-01; 2003-04	1-2-0	5	208	16	4.61	0		—	—	—	—	—	—
	(Selected in the 3rd round, 66th overall, in the 1998 Entry Draft. Left via free agency.)														
31	**J.F. Labbe**	1999-00	0-1-0	1	60	3	3.00	0		—	—	—	—	—	—
	(Signed as a free agent 7/16/98. Traded to Columbus on 11/9/00 for Bert Robertsson.)														
1	**Harry Lumley**	1943-44	0-0-0	1	20	0	0.00	0		—	—	—	—	—	—
*30	**Henrik Lundqvist**	2005-06 – 2013-14	309-195-62	574	33874	1278	2.26	50		43-48	92	5671	212	2.24	9
	(Selected in the 7th round, 205th overall, in the 2000 Entry Draft.)														
30	**Cesare Maniago**	1965-66—1966-67	9-15-5	34	1832	108	3.54	2		—	—	—	—	—	—
40	**Jussi Markkanen**	2003-04	8-12-1	26	1244	53	2.56	2		—	—	—	—	—	—
	(Acquired from Edmonton with a 2004 4th round draft choice for the rights to Brian Leetch on 6/30/03. Traded to Edmonton with Petr Nedved on 3/3/04 for Dwight Helminen, Steve Valiquette and a 2004 2nd round draft choice (Dane Byers).)														
1	**Ken McAuley**	1943-44—1944-45	16-64-15	96	5740	537	5.61	1		—	—	—	—	—	—
1	**Jack McCartan**	1959-60—1960-61	2-7-3	12	680	43	3.71	1		—	—	—	—	—	—
31	**Peter McDuffe**	1972-73—1973-74	4-2-1	7	400	19	2.85	0		—	—	—	—	—	—
30	**Kirk McLean**	1999-00—2000-01	15-18-5	45	2425	129	3.19	0		—	—	—	—	—	—
	(Signed as a free agent on 7/13/99. Left via free agency.)														
33	**Jamie McLennan**	2003-04	1-3-0	4	244	12	2.95	0		—	—	—	—	—	—
	(Acquired from Calgary with Blair Betts and Greg Moore for Chris Simon and a 2004 7th round draft choice on 3/6/04. Left via free agency.)														
1	**Joe Miller**	1927-28	—	—	—	—	—	—		2-1	3	180	3	1.00	1
41	**Ed Mio**	1981-82—1982-83	29-24-11	66	3865	225	3.49	2		9-6	16	923	60	3.90	0
31	**Jason Muzzatti**	1997-98	0-3-2	6	313	17	3.26	0		—	—	—	—	—	—
	(Acquired from Carolina on 9/8/97 for a 1998 4th round draft choice (Tommy Westlund.) Traded to San Jose on 3/24/98 for Rich Brennan.)														
1	**Dan Olesevich**	1961-62	0-0-1	1	29	2	4.14	0		—	—	—	—	—	—

ALL-TIME GOALTENDING REGISTER

				REGULAR SEASON						PLAYOFFS				
NO.	NAME	YEARS PLAYED	W-L-T/OT	GP	MINS	GA	AVG	SO	W-L-T	GP	MINS	GA	AVG	SO
23, 1	**Marcel Paille**	1957-58—1962-63;												
		1964-65	32-52-22	107	6342	362	3.42	2	—	—	—	—	—	—
16	**Lester Patrick**	1927-28	—	—	—	—	—	—	1-0	1	46	1	1.30	0
1	**Marcel Pelletier**	1962-63	0-1-0	2	40	4	6.00	0	—	—	—	—	—	—
1	**Jacques Plante**	1963-64—1964-65	32-53-12	98	5838	329	3.38	5	—	—	—	—	—	—
34	**Jamie Ram**	1995-96	0-0-0	1	27	0	0.00	0	—	—	—	—	—	—
	(Selected in the 10th round, 213th overall, in the 1991 Entry Draft. Left via free agency.)													
1	**Chuck Rayner**	1945-46—1952-53	123-181-73	377	22488	1122	2.99	24	9-9	18	1135	46	2.43	1
35	**Mike Richter**	1989-90—2002-03	301-258-73	666	38185	1840	2.89	24	41-33	76	4514	202	2.68	9
	(Selected in the 2nd round, 28th overall, in the 1985 Entry Draft. Retired following the 2002-03 season.)													
35	**Curt Ridley**	1974-75	1-1-0	2	81	7	5.19	0	—	—	—	—	—	—
1	**John Ross Roach**	1928-29—1931-32	80-63-37	180	11310	407	2.16	30	9-10-2	21	1421	43	1.82	5
1	**Al Rollins**	1959-60	3-4-3	10	600	31	3.10	0	—	—	—	—	—	—
30	**Terry Sawchuk**	1969-70	3-1-2	8	412	20	2.91	1	0-1	3	80	6	4.50	0
1	**Joe Schaefer**	1959-60—1960-61	0-2-0	2	86	8	5.58	0	—	—	—	—	—	—
31, 35	**Ron Scott**	1983-84—1987-88	3-7-4	16	796	51	3.84	0	—	—	—	—	—	—
30	**Don Simmons**	1965-66;												
		1967-68—1968-69	4-8-4	21	997	58	3.49	0	—	—	—	—	—	—
1, 31	**Doug Soetaert**	1975-76—1980-81;												
33		1986-87	35-40-15	103	5226	372	4.27	1	—	—	—	—	—	—
1	**Doug Stevenson**	1944-45	1-4-0	5	240	20	5.00	0	—	—	—	—	—	—
*33	**Cam Talbot**	2013-14	12-6-1	21	1211	33	1.64	3	0-1	2	46	2	2.61	0
	(Signed as a free agent on 3/30/10.)													
25	**Dave Tataryn**	1976-77	1-1-0	2	80	10	7.50	0	—	—	—	—	—	—
1	**Wayne Thomas**	1977-78—1980-81	34-43-11	94	5288	320	3.63	5	0-1	1	60	4	4.00	0
34	**John Vanbiesbrouck**	1981-82;												
		1983-84—1992-93	200-177-47	449	25380	1458	3.45	16	13-20	38	1940	105	3.25	2
	(Selected in the 5th round, 72nd overall, in the 1981 Entry Draft. Traded to Vancouver for future considerations (Doug Lidster) on 6/25/93.)													
45	**Steve Valiquette**	2003-04;												
40		2006-07—2008-09	17-13-8	39	2042	95	2.79	4	—	—	—	—	—	—
	(Acquired from Edmonton with Dwight Helminen and a 2004 2nd round draft choice for Petr Nedved and Jussi Markkanen on 3/3/04. Left via free agency. Signed as a free agent on 7/1/06.)													
30, 1	**Gilles Villemure**	1963-64—1967-68;												
		1970-71—1974-75	98-53-23	184	10472	457	2.62	13	5-5	14	655	32	2.93	0
80	**Kevin Weekes**	2005-06—2006-07	18-20-5	46	2611	134	3.08	0	0-1	1	59	4	4	0
	(Signed as a free agent on 8/26/04. Left via free agency)													
31	**Steve Weeks**	1980-81—1983-84	42-33-14	94	5313	339	3.83	1	1-2	5	141	10	4.26	0
1, 31	**Dunc Wilson**	1974-75—1975-76	6-11-3	23	1260	89	4.24	0	—	—	—	—	—	—
1	**Hal Winkler**	1926-27	3-4-1	8	514	16	1.87	2	—	—	—	—	—	—
1	**Lorne Worsley**	1952-53—1962-63	204-271-101	582	34675	1789	3.10	24	5-15	20	1245	87	4.19	0
34	**Vitali Yeremeyev**	2000-01	0-4-0	4	212	16	4.53	0	—	—	—	—	—	—
	(Selected in the 9th round, 209th overall, in the 1994 Entry Draft.)													
31	**Matt Zaba**	2009-10	0-0-0	1	34	2	3.53	0	—	—	—	—	—	—
	(Signed as a free agent on 8/20/07. Left via free agency.)													

* Denotes players currently within Rangers organization

*** From 1999-00 through 2003-04, goaltenders were charged with a loss if their team lost in overtime, even though the team was not credited with a loss. Beginning in 2005-06, goaltenders were no longer charged with a loss if the team lost in overtime or a shootout, instead receiving a mark in the "OT" column. For career records, this statistic is incorporated in the third column, in addition.

Faces in the Crowd

MADISON SQUARE GARDEN

Kevin James

Darryl McDaniels

Matt Harvey

Steve Schirippa

John McEnroe

Susan Sarandon

Jim Carrey

Whoopi Goldberg

Adrian Grenier


Margot Robbie

Michael J. Fox


Susan Lucci

Robert De Niro

Jimmy Fallon

Liam Neeson

Muhammad Wilkerson

Matt Lauer


Sara Bareilles

PANCREATIC CANCER CAN STRIKE ANYONE

Actor Michael Ealy
Lustgarten Foundation Supporter

THAT'S WHY WE NEED EVERYONE TO JOIN THE FIGHT.

Pancreatic cancer has no warning. Once diagnosed it can be too late. The Lustgarten Foundation funds research to find a cure. **With Cablevision's support, 100% of every dollar donated to the Foundation goes directly to pancreatic cancer research.**

Fight pancreatic cancer. Visit curePC.org.

CURE PANCREATIC CANCER
• LUSTGARTEN FOUNDATION •

curePC.org

CABLEVISION

MSG TRAINING CENTER

With today's professional athletes having to compete at a higher level than ever before, the New York Rangers, along with the Knicks and Liberty began training year-round in the state-of-the-art Madison Square Garden Training Center in Tarrytown, New York in September of 2002. This facility is another proactive element of the organizations' continuing commitment towards supplying Madison Square Garden sports fans with the most competitive teams in their respective leagues.

The Madison Square Garden Training Center offers the Rangers, Knicks and Liberty the opportunity to utilize the best equipment, the best training regimen, the best environment – to elevate their performances when they open their respective schedules in the NHL, NBA and WNBA. The 105,000 square foot facility, set on 16 acres of private land in Westchester County, is equipped with well-appointed private areas and office space, exercise rooms with dedicated equipment for each team, the latest technology and first-class amenities.

The facility features two basketball courts and one NHL regulation-sized hockey rink. Each team's area within the Madison Square Garden Training Center includes:

- 1,800 square foot complete cardiovascular and weight room
- Steam rooms, whirlpool and cold plunge
- Gated parking lots located adjacent to a private entrance into the players' lounge
- Tiered classrooms with high-back theater style seating
- State of the art video editing rooms
- Coach's lounge/offices

The training center also features amenities to be shared by all teams, including a Hydro Worx 1000 aquatic therapy pool, a dining room with seating for 40 people and auxiliary locker rooms which can be utilized for visiting teams in need of additional practice time during their stay in New York.

Media accommodations include dedicated media rooms and workstations, pre-wired for phone and Internet access, an interview room for one-on-one or small group interviews, as well as cabled locations for remote broadcast. The basketball courts and hockey rink are all equipped with dedicated seating for attending media.

How to Get There:* *711 Old Saw Mill River Road, Tarrytown, NY 10591

Northbound (from Manhattan West Side): Henry Hudson Parkway to Saw Mill River Parkway North. Take Exit 23 marked "Saw Mill River Road – Eastview" off the Saw Mill River Parkway North. Turn right onto Old Saw Mill River Road. The Madison Square Garden Training Center is located approximately 1/4 mile on the right.

Northbound (from Manhattan East Side): FDR Drive North over Willis Avenue Bridge to Major Deegan North to Saw Mill River Parkway North. Take Exit 23 marked "Saw Mill River Road – Eastview" off the Saw Mill River Parkway North. Turn right onto Old Saw Mill River Road. The Madison Square Garden Training Center is located approximately 1/4 mile on the right.

Southbound: I-684 or Taconic State Parkway South to Saw Mill River Parkway South. Take Exit 23 marked "Saw Mill River Road – Eastview" off the Saw Mill River Parkway South. Turn left onto Old Saw Mill River Road. The Madison Square Garden Training Center is located approximately 1/4 mile on the right.

Eastbound: New York State Thruway across Tappan Zee Bridge to I-287 East. Take Exit 1 marked "Saw Mill River Parkway North." Stay on Saw Mill River Parkway North approximately two miles. Take Exit 23 marked "Saw Mill River Road – Eastview" off the Saw Mill River Parkway North. Turn right onto Old Saw Mill River Road. The Madison Square Garden Training Center is located approximately 1/4 mile on the right.

Westbound: From Route 287 West, take Exit 3 onto Sprain Brook Parkway North. Take Exit marked "100C-100 Eastview." Go left on Route 100C for approximately one mile. Bear right on Old Saw Mill River Road and the Madison Square Garden Training Center is located approximately 1/2 mile on the left

MEDIA INFORMATION

John Rosasco (Senior Vice President, Public Relations)	**(212) 465-6486**	**Carmine Tiso (VP, Comm., MSG Sports)**	**(212) 465-5902**
Ryan Nissan (Director, Public Relations)	**(212) 465-5965**	**Ryan Watson (Director, Publicity, Sports Teams)**	**(212) 465-5945**
Lindsay Ganghamer (Manager, Public Relations)	**(212) 465-6487**	**Rangers PR office**	**(212) 465-6486**
Michael Rappaport (Coordinator, Public Relations)	**(212) 465-6472**	**John Condon Press Room**	**(212) 465-6065**

Credentials: Two media credentials are honored for admission to Madison Square Garden: **1)** Rangers 2014-15 season working media passes; **2)** Rangers single game passes (good for that specific game only.) **NO OTHER CREDENTIALS WILL BE HONORED.**

Application for season or game credentials must be made by emailing Ryan Nissan at **ryan.nissan@msg.com.** Requests for single game credentials must be made by e-mail to the Rangers' office a minimum of one day prior to game time. Radio stations, magazines and weekly newspapers will be accommodated on a game-by-game, space-available basis. When applying for the first time, requests from magazines and weekly newspapers, radio and TV stations must be made on company letterhead and must include copies of the publication (if applicable.) Applying for credentials does not guarantee confirmation. When in The Garden, media members **must** wear their credentials in clear sight at all times. All credentials are non-transferable.

Parking: There is no media parking area at Madison Square Garden. However, there are numerous pay indoor and outdoor parking areas in the immediate vicinity.

Taxi: Taxi service is readily available virtually 24 hours a day at various points around The Garden, especially at the main entrance to Penn Station (7th Avenue bet. 31st and 33rd Streets) and immediately outside the 8 Penn Plaza press entrance (southeast corner of 33rd Street and 8th Avenue, across from the Post Office.)

Press Entrance: Madison Square Garden's press entrance (8 Penn Plaza) is located on the southeast corner of 33rd Street and 8th Avenue. Day-of-game credentials may be picked up there starting three hours prior to game time.

Use the press elevator to enter The Garden arena. The locker rooms and ice surface are located on Level 5.

Press Room: Named in memory of the legendary public address voice of The Garden, the John F.X. Condon Press Room is located on the sixth floor of The Garden near Tower C. From the press entrance, take the elevator directly to Level 6 and turn right. The media dining area and interview room are located on the fifth floor directly below the main work room, with a staircase connecting the two rooms.

The dining area (hot and cold buffet) opens 90 minutes prior to game time. **With work stations for print, photo and broadcast media, the press workroom is for the exclusive use of working media filing on deadline. Please confine all social gatherings, arguments, debates and other such conversations to the dining area on the fifth floor, so that a professional atmosphere can be maintained in the workroom. If you are not a working media member filing on deadline, please show a sense of professionalism and leave the work area for those who are.**

Your $8 contribution to the press room will benefit "Garden of Dreams," the 501c3 non-profit charity that works closely with all areas of Madison Square Garden, including the New York Knicks, Rangers, Liberty, MSG Media and MSG Entertainment "to make dreams come true for kids facing obstacles". Thank you for your support.

Seating: Press seating for Rangers beat writers, traveling writers, and a limited number of additional media is located on the South Chase Bridge in sections 324,325,326 and 327, and can be reached using the Tower B elevator. Those holding Rangers season credentials must contact the Rangers PR office to reserve seating. Broadcast locations for the 2014-15 season are also on the South Chase Bridge.

Locker Rooms: Both the Rangers and visitors' locker rooms are located on the fifth floor directly behind the player benches. As per NHL media policy, the locker room will open five minutes after the conclusion of the game. During post-game media sessions all interviews should be limited to game comments. **Please act in a professional working manner at all times while in the locker room. Any media members using their credentials for the purpose of obtaining autographs or taking photographs for personal use will have their credentials immediately revoked.**

Coaches Post-Game: The postgame availability for Rangers Head Coach Alain Vigneault will be conducted in the lower level of the Press Room (fifth floor.) A mult box/amplification system will be set up. During post-game coaches media sessions, priority will be given to those media on deadline (print and live broadcast), and interviews should be limited to game comments during the deadline crunch.

Notes: Game notes will be available in the press room beginning two hours prior to game time. Post-game quotes, notes and stat sheets of other NHL games will be available in the press room as soon as possible after the game. In addition, post-game materials will be sent out electronically.

Fax: Visiting media needing a final boxscore faxed back to their offices should inform any member of the Rangers game-night staff during the game.

Phones: Media wishing to order a phone line for their exclusive use should call Bill Bolan of Garden Telecommunications at (212) 465-6009, and must also inform Rangers PR so that a specific location can be assigned.

Practices: Rangers practice sessions are held at **Madison Square Garden Training Center in Tarrytown, NY**, located in Westchester County approximately 25 miles north of New York City. Rangers morning skates will be held at Madison Square Garden. Players will be made available in the locker room five minutes after the conclusion of practice, followed by a media availability with Coach Vigneault.

Rangers practices are always subject to last-minute change and/or cancellation

2014-15 SEATING CHART

NEW YORK RANGERS
PRESENTED BY CHASE

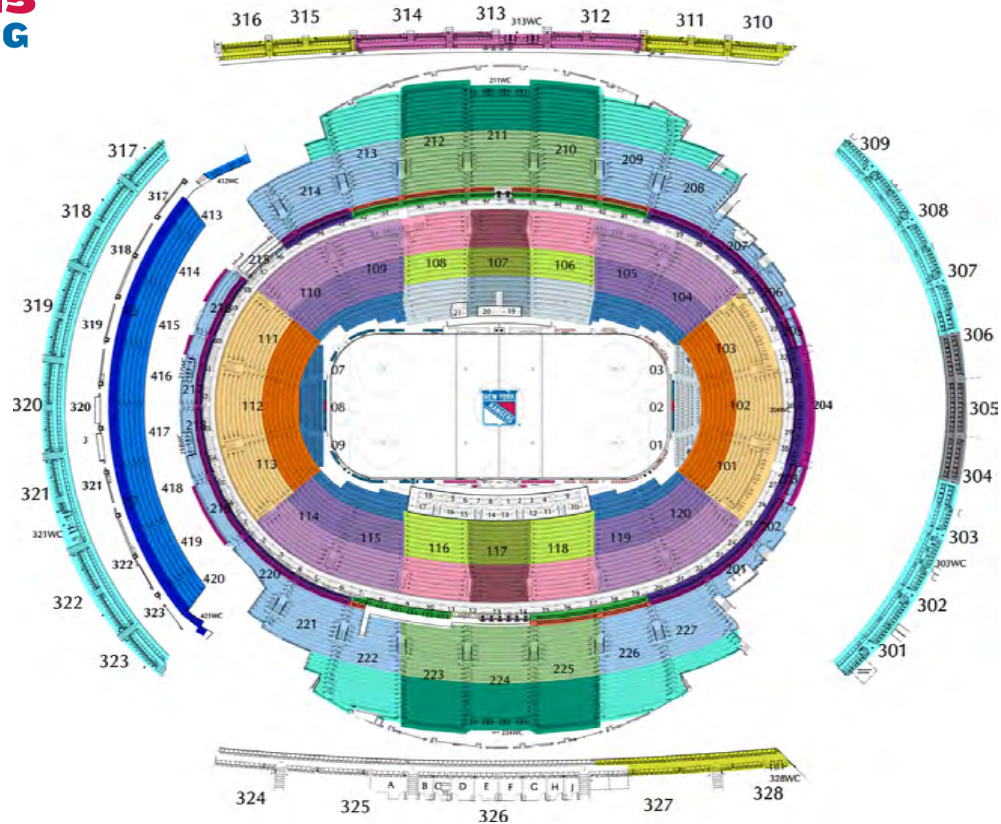

NEWYORKRANGERS.COM

©2014 MSG Holdings, L.P.