



# MEDIA GUIDE

 **BE THE THUNDER**

2014-2015



# TABLE OF CONTENTS

## ADMINISTRATION

Company Directory	4 - 5
Executives	6 - 11
Scouting Staff	11 - 12
Coaching Staff	13 - 16
Hockey Operations	17 - 20
Broadcast	21 - 22

## 2013-14 PLAYER ROSTER

2013-14 Player Roster	23 - 98
Minor League Affiliates	99 - 100

## NHL OPPONENTS

NHL Opponents	109 - 160
---------------	-----------

## 2013-14 SEASON IN REVIEW

Final Standings, Individual Leaders, Award Winners	170 - 172
Team Statistics, Game-by-Game Results	174 - 175
Home and Away Results	190 - 191
Season Summary, Special Teams, Overtime/Shootout	176 - 178
Highs and Lows, Injuries	179
Win / Loss Record	180

## HISTORY & RECORDS

Season Records	182 - 183
Special Teams	184
Season Leaders	185
All-Time Records	186 - 187
Last Trade With	188
Records vs. Opponents	189
Overtime/Shootout Register	190 - 191
Overtime History	192
Year by Year Streaks	193
All-Time Hat Tricks	194
All-Time Attendance	195
All-Time Shootouts & Penalty Shots	196-197
Best and Worst Record	198
Season Openers and Closers	199 - 201
Year by Year Individual Statistics and Game Results	202 - 243
All-Time Lightning Preseason Results	244
All-Time Personnel History, Awards & Honors	245
All-Time Sweater Numbers	246 - 247
All-Time Draft Selections	248 - 249
All-Time Player Acquisitions & Trades	250 - 254
All-Time Skater Register	255 - 266
All-Time Goaltending Register	266 - 268
Youngest and Oldest Players	268
Lightning and Amalie Arena Firsts	269

Team History	270 - 271
All-Time Individual Record	272 - 274
All-Time Team Records	274 - 279

## PLAYOFF HISTORY & RECORDS

All-Time Playoff Scoring	282
Playoff Firsts	283
All-Time Playoff Results	284 - 285
Team Playoff Records	286 - 287
Individual Playoff Records	288 - 289

## MISCELLANEOUS

In the Community	292
NHL Executives	293
NHL Officials and Referees	294
Terms Glossary	295
Medical Glossary	296 - 298
Broadcast Schedule	299
Media Regulations and Policies	300 - 301
Frequently Asked Questions	302 - 303

## EXECUTIVE EDITOR

Bill Wickett

## EDITORS

Brian Breseman, Trevor van Knotsenburg

## CONTRIBUTORS

Doug Spencer, Alex Perna and Aris Rogers

## PHOTOGRAPHY

Getty Images, Scott Audette

## LAYOUT & DESIGN

Justin Langley





# CLUB DIRECTORY

## EXECUTIVE STAFF

Owner, Governor & Chairman  
 Chief Executive Officer and Alternate Governor  
 President  
 VP and General Manager  
 Executive Vice President of Finance & Strategic Planning  
 Executive Vice President of Communications & Marketing  
 Vice President of Finance  
 Executive Vice President and General Counsel  
 Sr. Vice President, Corporate Sponsorships & Activation  
 Vice President, Corporate Relations  
 Vice President, Human Relations  
 Vice President, Corporate & Community Affairs  
 Vice President, Guest Experience  
 Vice President, Ticket Operations  
 Vice President, Event Booking  
 Vice President, Game Presentation  
 Vice President, Philanthropy & Community Initiatives  
 Vice President, Marketing  
 Exec. Asst. to Owner and CEO / EVP Finance  
 Exec. Asst. to COO/General Counsel

Jeff Vinik  
 Tod Leiweke  
 Steve Griggs  
 Steve Yzerman  
 Robert Canton  
 Bill Wickett  
 Doug Riefler  
 Jim Shimborg  
 Bill Abercrombie  
 Phil Esposito  
 Keith Harris  
 Dave Andreychuk  
 Mary Milne  
 Jim Mannino  
 Elmer Straub  
 John Franzone  
 Elizabeth Frazier  
 Eric Blankenship  
 Sharon Lewis  
 Sabrina Odria

## COACHING STAFF

Head Coach  
 Associate Coach  
 Assistant Coach  
 Assistant Coach  
 Goaltending Coach  
 Head Video Coach  
 Video Coordinator  
 Player Development Coach  
 Strength & Conditioning Coach

Jon Cooper  
 Rick Bowness  
 George Gwozdecky  
 Steve Thomas  
 Frantz Jean  
 Nigel Kirwan  
 Brian Garlock  
 Stacy Roest  
 Mark Lambert

## HOCKEY OPERATIONS

Assistant General Manager, General Manager  
 of Syracuse Crunch  
 Assistant General Manager, Director of Player Personnel  
 Senior Advisor to the General Manager  
 Director of Amateur Scouting  
 Head Amateur Scout  
 Director of Team Services  
 Manager of Hockey Administration  
 Head Athletic Trainer  
 Assistant Trainer  
 Manual Therapist  
 Equipment Manager  
 Assistant Equipment Manager  
 Assistant Equipment Manager  
 Statistical Analyst

Julien BriseBois  
 Pat Verbeek  
 Tom Kurvers  
 Al Murray  
 Darryl Plandowski  
 Ryan Belec  
 Elizabeth Sylvia-Koharski  
 Tom Mulligan  
 Mike Poirier  
 Christian Rivas  
 Ray Thill  
 Rob Kennedy  
 Clay Roffler  
 Michael Peterson

## SCOUTING STAFF

Professional Scout  
 Professional Scout  
 European Scout  
 European Scout  
 European Scout  
 Amateur Scout  
 Amateur Scout  
 Amateur Scout  
 Amateur Scout  
 Amateur Scout  
 Amateur Scout  
 Amateur Scout

Gerry O'Flaherty  
 Jamie Pushor  
 Mikael Andersson  
 Kari Kettunen  
 Antonin Routa  
 John Burkart  
 Michel Boucher  
 Rob Kitamura  
 John Russo  
 Brad Putnam  
 Chris Yzerman  
 Brad Whelen

## MEDICAL STAFF

Medical Director  
 General Practitioner  
 General Practitioner  
 Chiropractor  
 Oculoplastics  
 Team Dentist  
 Team Dentist  
 Team Dentist

Dr. Ira Guttentag  
 Dr. Stan Watkins  
 Dr. Robert Rosequist  
 Dr. Tim Bain  
 Dr. Charles Slonim  
 Dr. Gil Rivera  
 Dr. Vince Caranante  
 Dr. Sam Caranante

## MEDIA

Public Relations Director  
 Public Relations Coordinator  
 Beat Reporter and Media Relations Assistant

Brian Breseman  
 Trevor van Knotsen  
 Bryan Burns

## COMMUNITY RELATIONS AND LIGHTNING FOUNDATION

Executive Director of Community Hockey Development  
 Senior Director of Community Relations  
 Community Representative  
 Foundation Manager  
 Community Relations Coordinator  
 Lightning Foundation Coordinator  
 Community Hockey Coordinator

Jay Feaster  
 Kasey Smith  
 Brian Bradley  
 Heidi Hamlin  
 Kelley Cureton  
 Amanda Puccinelli  
 Tom Garavaglia

## FINANCE

Director of Business Strategy  
 Business Analyst  
 Finance Manager  
 Senior Accountant  
 Staff Accountant  
 Managers, Accounts Payable  
 Manager, Accounts Receivable

Chris Kamke  
 Matthew Samost  
 Michelle Davidson  
 Tim Ennis  
 Scott Peterson  
 Donna Clark  
 Angela Edwards

## HUMAN RESOURCES

Associate General Counsel  
 Human Resources Manager  
 HR Coordinator  
 HR Generalist  
 Front Desk Administrator  
 Mailroom Attendant

Danna Haydar  
 Nicole Parente  
 Caitlyn Schultz  
 Charlea Jackson  
 Audrey Flowers  
 Angelina Evans

## INFORMATION TECHNOLOGY

Director of IT Services  
 IT Help Desk

Michael Davidson  
 Bryan Ririe

## TICKET OFFICE

Ticket Supervisors, Sports  
 Ticket Supervisor, Events  
 Premium / Staffing Supervisor  
 Box Office Coordinator  
 Box Office Coordinator  
 Box Office Coordinator

Helen Junker  
 Bobby Loman  
 Missy Davis  
 Hayden Buttner  
 Krisjan Mackus  
 Christina Guarneri

## CLIENT SALES AND SERVICES

Executive Suite Director  
 Executive Suite Specialist  
 Executive Suite Specialist  
 Account Membership Executive  
 Account Membership Executive  
 Account Membership Executive  
 Account Membership Executive  
 Account Membership Executive  
 Season Ticket Membership Manager  
 Season Ticket Membership Assistant Manager  
 Member Services Coordinator  
 Member Services

Amanda Straub  
 Toni Connor  
 Erin Bailey  
 Shannon Dixie  
 Dan Schindwein  
 Joe Russano  
 Madelyn Anthony  
 Daniel Lozada  
 Lakisha Sharpe  
 Thomas Gregory  
 Rachel Kilman  
 Charlene Beverly



## CORPORATE PARTNERSHIP & ACTIVATION

Sr. Dir. of Partnership Development  
Director of Partnership Activation  
Director of Partnership Development  
Manager of Partnership Development  
Sr. Partnership Development Manager  
Partnership Development Coordinator  
Partnership Development Executive  
Sales Assistant / Coordinator  
Partnership Activation Manager  
Corporate Partnership Activation  
Corporate Partnership Activation  
Partnership Activation Coordinator

## TICKET SALES

Senior Director of New Business Development  
Director, Inside Sales  
Director, Group Sales  
Director, Season Ticket Membership  
Corporate Sales Manager  
Corporate Sales Manager  
Corporate Sales Manager  
Corporate Sales Manager  
Corporate Sales Manager  
Corporate Sales Manager  
Corporate Sales Manager  
Corporate Sales Manager  
Corporate Sales Manager  
Corporate Sales Manager  
Suite Sales Director  
Suite Sales Manager  
Suite Sales Manager  
Group Sales  
Group Sales  
Group Sales  
Group Sales  
Group Sales  
Group Sales  
Group Sales  
Account Representative  
Account Representative  
Account Representative  
Account Representative  
Account Representative  
Account Representative  
Account Representative  
Account Representative  
Database Coordinator

## MARKETING

Digital Media Director  
Digital Media Manager  
Social Media Manager  
Director of Event Marketing  
Senior Event Marketing Coordinator  
Creative Services Manager  
Graphic Designer  
Graphic Designer  
Mobile Marketing Coordinator  
Mascot Coordinator  
Digital Video Coordinator  
Creative Services Coordinator

Mike Harrison  
Julia Wyman  
Chris Potenza  
Suzy O'Malley  
Casey Cole  
Joshua Korlin  
Justin Versaggi  
Betsy Shirah  
Michael Wozney  
Amy Bigelow  
Shannon Burrows  
Emily Williams

Ryan Bringger  
Ryan Cook  
Ryan Niemeyer  
Travis Pellemounter  
Tyler Parker  
Rich Sadowsky  
Adam Lawson  
Gary Napert  
Mike Sarage  
Brian Specia  
Jim Van Dam  
David Boettinger  
Tony Econ  
TJ Abone  
Tommy Curtis  
Matt Hill  
Adam Laws  
Katie Valone  
Alison Martin  
Brian Boksen  
Chris Duffy  
Oisin Crean  
Kate Kasunic  
Stephen Gerhard  
Tyler Thompson  
Danny Rowan  
Kyle Laga  
Mark Guckenberger  
Curtis Walker  
John Curry  
Meghan Jacofano  
Mario Sgroi  
Nicky Gordon  
Dani Ratner  
T.J. Aufiero

James Royer  
Andrew DeWitt  
Caity Kauffman  
Angela Lakin  
Angela Parone  
Brittany Austin  
Carolina Bermudez  
Nick Meader  
Justin Savoie  
Patrick Gardenier  
Gabe Marte  
Jenna DeBruler

Hockey Reporter  
Entertainment Manager  
Database Marketing Coordinator  
Web Audio Manager

## ARENA MANAGEMENT

General Manager, Amalie Arena  
General Manager, SportService  
Director, Arena Departments  
Director, Arena Departments  
Manager, Arena Departments  
Manager, Arena Departments  
Manager, Arena Departments  
Manager, Arena Departments  
Manager, Arena Departments  
Manager, Arena Departments  
Manager, Arena Departments  
Manager, Arena Departments  
Manager, Arena Departments  
Manager, Arena Departments  
Manager, Arena Departments  
Security Supervisor  
Security Supervisor  
Event Coordinator  
Event Coordinator  
Event Coordinator  
Operations Analyst

## BROADCAST

Manager, Radio  
Flagship Station, Television  
Radio Stations

TV Play-by-Play Reporter  
TV Color Commentator  
TV Reporter  
Radio Play-by-Play Reporter  
Radio Analyst

## GAME PRESENTATION

Director of Production Systems  
Director of Operations  
A/V Manager  
Senior Coordinator  
Coordinator  
Coordinator  
Coordinator  
Coordinator  
Coordinator

Michelle Gingras  
Kelli Yeloushan  
Patrick Abts  
Tom Gilbert

Darryl Benge  
Bruce Ground  
Rhett Blewett  
Daryl Niles  
Steven Butler  
Kevin Alexander  
Amy Ford  
Tom Miracle  
Stevan Simms  
Brendon Hite  
Michael Silva  
Tripp Turberville  
Susan Danielik  
Kim Seeley  
Joe Howard  
Russ Snyder  
Samantha Nemeroff  
Alayn Hornick  
Justin Bechtold  
Sam Carr

Matt Sammon  
SunSports Network  
WDAE 970  
WWJB 1450  
WSRQ 1530/107.5  
WWCN 770  
WYCC 104.9  
WBSR 1450  
WDGF 1350  
Rick Peckham  
Bobby "The Chief" Taylor  
Paul Kennedy  
David Mishkin  
Phil Esposito

Jorge Rosell  
Jason Pippi  
Jay Kent  
Brian Fink  
Zach Peterson  
James Wilson  
JT Brewer  
Josh Boyd  
Kristin Cullina



# JEFF VINIK

## CHAIRMAN AND GOVERNOR



**JEFF VINIK** purchased the Tampa Bay Lightning on March 3, 2010, promising a comprehensive transformation of the franchise and pledging to make a significant positive impact in the Tampa Bay community. Upon acquiring the Lightning, Vinik, now 55, pledged to make the Lightning organization "world-class," creating a first-rate fan experience while putting together a team of which Tampa Bay sports fans would be proud, on and off the ice. He often asks, "Why can't the Tampa Bay Lightning be the Green Bay Packers of the National Hockey League?"

Vinik promptly hired hockey Hall-of-Famer and four-time Stanley Cup Champion Steve Yzerman as Vice President and General Manager, and then named lauded sports business executive Tod Leiweke as the Chief Executive Officer of the Lightning. In January of 2011, Vinik detailed a vision that included a team inspired by championship

values; an organization committed to Tampa Bay, giving back through leadership, mentoring and charitable contributions; and a state-of-the-art venue.

That vision began with a new logo and jersey system that debuted for the 2011-12 NHL season, and a privately-funded building renovation to the publicly-owned Tampa Bay Times Forum (now named Amalie Arena) that totaled more than \$60 million. The renovation concluded during the summer of 2012 when the organization installed the largest center-hung, high-definition vision board in any arena in the United States and Canada, a \$5 million investment.

Vinik, along with his wife, Penny, made an impact in the Tampa Bay community in 2011 by pledging more than \$10 million to be donated through the Lightning Foundation over five years to the Lightning Community Heroes program. The Heroes program honors a local hero and a representative charity with \$50,000 at all of the team's 41 home games each season. To date, more than \$6 million has been donated to more than 200 local non-profits in honor of 125 community heroes.

The organization also committed 4,000 hours of community service each season through its employee volunteer program, C.H.A.R.G.E. (Contributing Hours Across our Region through our Generous Employees). Since the program's inception, Lightning staff members have surpassed their goal each year and volunteered more than 5,000 hours annually at various charitable outings around the Bay area.

Vinik and his family increased their commitment to Tampa Bay in 2012, moving to South Tampa from the Boston area. Jeff and Penny served as the chairs of the American Cancer Society's 2012 Cattle Baron's Ball, and the family extended its charitable giving in the Tampa Bay community beyond the heroes program, directly touching local non-profits, including the Florida Aquarium, Tampa Museum of Art, the United Way of Suncoast, Metropolitan Ministries, the Boys and Girls Clubs of Tampa Bay and Tampa Preparatory School. Penny Vinik is the chair of a community arts initiative which is enabling Tampa Bay-based artists to display their works throughout Amalie Arena and she is a board member of Tampa Museum of Art and Tampa Preparatory School.

On the ice, Vinik's Lightning have experienced several short-term successes while Yzerman has implemented a plan for the organization, with the long-term goal of competing at a high level and being an annual Stanley Cup contender. The Lightning organization's depth has been greatly improved since Vinik bought the team, winning the AHL's Calder Cup championship in 2012 and reaching the Calder Cup Final in 2013. Yzerman and the hockey operations department continue to stress drafting and development while the players that have had success as the AHL level have now become part of the core in Tampa Bay.

Away from Amalie Arena, Vinik's Strategic Property Partners, LLC (SPP) has purchased numerous parcels of land around the arena in recent years, including Channelside Bay Plaza, a retail complex to the east, in July of 2014. Also in 2014, SPP announced plans for a hotel, retail and residential complex on a parking lot to the immediate west of Amalie Arena. Vinik's hope is to revitalize Tampa's Channel District and create synergy between attractions in the area with the arena acting as the centerpiece.

Vinik grew up in New Jersey, and attended high school at Riverdale Country School in New York City, before graduating from Duke University (1981) with a Bachelor of Science degree in Engineering and Economics. Jeff went on to earn his Masters of Business Administration degree from the Harvard Business School, graduating in 1985.

He was awarded Duke University's Distinguished Young Alumni Award in 1994 and he later served on the Duke University Board of Trustees. In May, 2012 the family made a \$10 million donation to Duke to establish a faculty challenge fund that is being used to hire and retain professors who focus on complex societal challenges such as engineering and related areas in energy, global health, brain sciences and the environment.

Jeff and Penny reside in South Tampa and have four children: Danny, Jared, Kyra, and Joshua.



# TOD LEIWEKE

## CEO & ALTERNATE GOVERNOR



**TOD LEIWEKE** was named chief executive officer of Tampa Bay Sports and Entertainment, which includes the Tampa Bay Lightning, Tampa Bay Storm and Amalie Arena, on July 26, 2010. Now entering his fifth NHL season with the Lightning, Tod also serves as an Alternate Governor for the Lightning. Leiweke is responsible for all business operations of the Lightning, Storm and the Times Forum. He also serves as CEO of CBP Development, LLC and its parent company, Strategic Property Partners, LLC (SPP).

Leiweke, who is in his 32nd season in professional sports, has helped rejuvenate the Lightning fan base and has helped lead the team's transformation off the ice which has resulted

in the more than doubling of the team's season ticket base while vastly increasing its footprint in the community. Season Ticket Membership was increased in part due to a new commitment to customer service including each a customized jersey with a chip implanted in the sleeve that grants them access to a variety of discounts and benefits. Amalie Arena underwent a \$50 million, privately-funded renovation during the summer of 2011 and received a new \$5 million high-definition center-hung scoreboard, the largest in the United States and Canada at the time, during the summer of 2012. The renovations breathed new life into the arena and it continues to be lauded by fans, media and partners alike. The project included a signature stage with pipe organ; new seats throughout the arena; reconstructed executive suites, a paradise deck overlooking downtown; and a grand entry with an improved, guest-friendly ticket office and merchandise store.

At the direction of the Vinik family Leiweke and other senior staff pledged to grow the Lightning's community engagement with commitments such as 5,000 hours of community service committed through its employees this past year through the C.H.A.R.G.E. program and the distribution of \$10 million over five years to community heroes through the Lightning Foundation and the Vinik family. Along with his wife, Tara, Leiweke has chaired numerous charity events, including the annual FARA Energy Ball, benefitting the Friedreich's Ataxia Research Alliance, and the American Cancer Society's Cattle Baron's Ball and Heart Walk. He is also co chairman of the University of South Florida's Unstoppable Campaign committed to a goal of achieving \$1 billion in giving to USF.

Previously CEO of the Seattle Seahawks and Vulcan Sports & Entertainment for seven years, Leiweke also oversaw the Portland Trail Blazers and was the day to day leader of the Seattle Sounders FC. He served as president of First & Goal Inc., which operates Qwest Field and Qwest Field Event Center for the state of Washington. Before joining the Seahawks, Leiweke served as president of the Minnesota Wild and chief operating officer of Minnesota Sports & Entertainment. He has also held executive positions with the PGA Tour, the NHL's Vancouver Canucks and the NBA's Golden State Warriors.

Leiweke, 54, is a native of St. Louis, Missouri and is married to Tara. The couple has two children and they reside in South Tampa.





# STEVE GRIGGS

## PRESIDENT



**STEVE GRIGGS** is entering his first season as president after holding the position of chief operating officer for the previous four years. Griggs joined the organization as COO of the Tampa Bay Lightning, Tampa Bay Storm and Tampa Bay Times Forum on August 31, 2010. He oversees all of the organization's business operations, including all concerts and events held at Amalie Arena.

During Griggs' tenure with the Lightning the team has seen significant increases in attendance, jumping nearly 12 percent from 15,497 per game in 2009-10 to 17,269 in 2010-11, his first with the team. Overall average attendance has grown by more than 20 percent, or approximately 3,000 fans per game since he joined the team while revenues have

also continually increased. That can be attributed to increases in brand management, increased value, enhanced customer service as well as overall fan experience. Under Griggs' guidance, the Bolts also have seen a significant boost in corporate partnerships as well as higher renewal and activation rates. The Lightning have also posted season ticket renewal rates of more than 90 percent and nearly doubled the base since the 2009-10 season.

Griggs was instrumental in generating the teams' "ALL IN" and "Be the Thunder" campaigns that have galvanized the fan base and served as a rallying cry to fans both at the games and in the community. "Be the Thunder" enters its fourth consecutive season in 2014-15, further demonstrating its staying power and paying tribute to the Lightning's passionate fan base and makes them feel like they are part of the team. Griggs played an integral role in Amalie Arena's \$60 million transformation which has enhanced the experience of fans, season ticket members, and corporate partners. During the summer of 2012, the building transformation continued with the installation of a \$5 million, center-hung scoreboard that is the largest in the United States and Canada. Under Griggs' guidance the Lightning have ranked in the Top 10 amongst 123 major sports teams in ESPN's "Ultimate Standings" two of the previous three years.

Before coming to Tampa Bay, he spent nearly three years serving as executive vice president of sales and marketing for the Orlando Magic. During his time in Orlando, Griggs oversaw the Magic's corporate partnerships, premium sales and services, season ticket services and operations, brand management, event presentation and ticket sales departments. Griggs also directed strategic sales and marketing efforts for the new Amway Center, which opened in October 2010.

Griggs was extremely influential in growing the Orlando season ticket base to more than 14,000, sporting 75 consecutive sellouts and ranking second overall in the ESPN Ultimate Standings. Griggs also established the Champions of the Community partnership program for the team's founding partners of the new Amway Center. He led all digital signage platforms that made the Amway Center one of the most technologically advanced buildings in North America. Griggs re-engineered the Magic brand while introducing a new primary logo, new third jersey and establishing the BeMagic and EnterLegend campaigns.

Prior to joining the Magic, Griggs served for eight years as the vice president of sales and service for the Minnesota Wild of the National Hockey League and its parent company, Minnesota Sports & Entertainment (MSE). In Minnesota, Griggs' responsibilities included overseeing all Minnesota Wild and MSE ticket sales and service, corporate sales and service, suite sales and service, retail operations as well as group and event suite sales.

Prior to joining the Wild, Griggs served as the vice president of corporate sales and service for Sportsco International, LP and SkyDome. The Aurora, Ontario native also worked for both the NBA's Toronto Raptors (1994-99) and the NHL's Toronto Maple Leafs (1998-99) as the director of ticket sales and service, where he led the sales and relocation efforts from historic Maple Leaf Gardens into Air Canada Centre in Toronto.

Griggs, and his wife, Janell, have a daughter and a son.



# STEVE YZERMAN

VICE PRESIDENT & GENERAL MANAGER, ALTERNATE GOVERNOR



The Tampa Bay Lightning hired **STEVE YZERMAN** as vice president and general manager on May 25, 2010, making him the sixth in franchise history. Entering his fifth season in Tampa Bay in

2014-15, Yzerman is responsible for all Lightning hockey operations, including the coaching and scouting staffs, player procurement and development, and minor league affiliations and operations. Also serving as alternate governor, he reports directly to owner and governor Jeff Vinik. Yzerman signed a four-year extension with Tampa Bay on April 7, 2014, keeping him with the Lightning through the 2018-19 season.

Yzerman has been meticulous in his approach to running the Lightning's hockey operations department, with an emphasis on drafting and development. Despite Tampa Bay going to the Eastern Conference Final during just his first season with the team, Yzerman has remained methodical in the process and refused to sacrifice sustained, long-term success for the sake of short-term goals. Instead he has focused on the draft and cultivating the team's young talent. That approach began to pay off in 2013-14 as

home-grown players such as Tyler Johnson, Ondrej Palat, Alex Killorn, Radko Gudas, Nikita Kucherov, Mark Barberio and more helped the Lightning to 46 wins, tying the franchise record, and the team's first playoff appearance since 2011.

Despite the team's successes in 2013-14, the Lightning identified a need to add experience during the summer of 2014. When the dust settled Tampa Bay had added 2,710 games of regular season experience with five key acquisitions. More importantly, those players had appeared in 301 career Stanley Cup Playoff games, when last year's Lightning team totaled 492 entering the playoffs. Yzerman started just before the draft, when he traded for Vancouver defenseman Jason Garrison. Garrison, waived a no-trade clause to join Tampa Bay, led all Canucks blue-liners last season for points with 33 while playing in a Top-4 role. Once free agency started Yzerman was able to land defenseman Anton Stralman after a strong season in which he helped the New York Rangers to the Stanley Cup Final, goaltender Evgeni Nabokov to serve as a more than capable back-up to Ben Bishop and forward Brian Boyle, who also aided New York to the Cup Final. Finally, the Lightning ended free agency by signing former Dallas Stars captain Brendan Morrow, who brings nearly 1,000 NHL games to the team, along with a wealth of experience and leadership ability. Tampa Bay capped the summer by securing the goaltender position for years to come, signing Vezina Trophy Finalist Bishop to a two-year extension.

The Lightning continue to display the kind of depth the organization has never seen during its history. Jonathan Drouin, the third overall pick in the 2013 NHL Draft, and fellow first-round pick Andrei Vasilevskiy, last year's KHL Rookie of the Year, lead a talented prospect pool that also includes highly regarded players such as Slater Koekkoek, Vladislav Namestnikov, Cedric Paquette, Adam Erne as well as 2014 first-round pick Anthony DeAngelo, to name a few. Vasilevskiy enters his first season in North America and joins Kristers Gudlevskis as the probable goaltending tandem with Syracuse of the AHL. Drouin enters this season following another dominant season with Halifax of the QMJHL in 2013-14.

Prior to joining the Lightning, Yzerman, 48, spent four seasons as vice president with the Red Wings. During that time he worked closely with general manager Ken Holland, senior vice president Jim Devellano and then-assistant general manager Jim Nill on evaluating talent at both the professional and amateur levels. Yzerman is a four-time Stanley Cup Champion, winning three as a player (1997, 1998 and 2002) and another as a member of Detroit's management team (2008). Overall he spent 27 seasons with the franchise. He was inducted into the Hockey Hall of Fame in 2009, his first year of eligibility.


After retiring from the game, Yzerman became an integral part of Hockey Canada's management team. He served as general manager for Canada at the 2007 and 2008 IIHF World Championships, bringing home gold and silver respectively. He returned to the post at last summer's tournament in Stockholm, Sweden and Helsinki, Finland. He then led Hockey Canada to a magical moment when his team defeated the United States in overtime to win the Gold Medal on home ice at the 2010 Winter Olympics in Vancouver, where he served as executive director. He held the same position for the 2014 games in Sochi, Russia with a similar result, as Team Canada again took Gold. Yzerman also won an Olympic Gold Medal as a player with Canada in 2002.

Yzerman and his wife, Lisa, have three daughters.



# JULIEN BRISEBOIS

## ASSISTANT GENERAL MANAGER



**JULIEN BRISEBOIS** enters his fifth season as assistant general manager of the Tampa Bay Lightning after being named to the position on July 16, 2010. He reports directly to vice president and general manager Steve Yzerman and assists him in all aspects of player personnel decisions, analytics, contract preparation and negotiation, as well as salary arbitration for the Lightning and the Syracuse Crunch of the American Hockey League, for whom he also serves as general manager. BriseBois also manages interpretation of the NHL's collective bargaining agreement and the salary cap for Tampa Bay.

As general manager of the Lightning's top affiliate, the Syracuse Crunch, BriseBois has been the architect of teams that reached the Calder Cup Finals in two of the previous three seasons, including winning the championship in 2012. With the Lightning's emphasis on drafting and development, the Crunch play an integral role in Tampa Bay's success. During BriseBois' tenure overseeing the Lightning's top minor league

affiliate, they have produced two AHL most valuable players, a defenseman of the year and have graduated numerous key players including 2013-14 Calder Trophy Finalists Tyler Johnson and Ondrej Palat as well as head coach Jon Cooper. During the 2011-12 season, BriseBois' Norfolk Admirals set a professional sports record with a 28-game winning streak that propelled Norfolk to the AHL's best regular season record. The team's regular season success continued in the playoffs as the Admirals went on to win the organization's first Calder Cup, the first championship by a Lightning AHL affiliate. BriseBois was instrumental in helping build the organization's depth with signings that proved instrumental to both the Lightning and the Admirals, demonstrated by nine players being recalled to Tampa Bay during the season. In 2010-11 the Hockey News recognized BriseBois as the top hockey executive under 40 years of age in their annual "Top 40 Under 40" listing.

Prior to coming to Tampa Bay, BriseBois, 36, spent nine seasons with the Montreal Canadiens after joining the organization on September 1, 2001 as director of legal affairs. In July of 2003 he added director of hockey operations to his duties before being named vice president of hockey operations on July 24, 2006. In this capacity, BriseBois oversaw the Canadiens' AHL affiliate, the Hamilton Bulldogs. The Bulldogs went on to win the 2007 Calder Cup during the first season under BriseBois' direction. On August 23, 2007 BriseBois was named the general manager of the Hamilton Bulldogs, making him the youngest in the AHL at the time. During that time he retained his position with the Canadiens..

A native of Greenfield Park, Quebec, BriseBois was employed by the Heenan Blaikie law firm before joining the Canadiens. During that time he worked in the field of sports law, where he represented several NHL and Major League Baseball clubs in arbitration cases as well as acting as an advisor in contract negotiations. BriseBois also participated in the reform of the Constitution and By-Laws of the Quebec Major Junior Hockey League.

BriseBois is a graduate of the University of Montreal Faculty of Law and earned a Master's degree in business administration from the John Molson School of Business at Concordia University. He is a member of the Quebec Bar, the American Bar Association and the Sports Lawyers Association.



# PAT VERBEEK

## ASSISTANT GENERAL MANAGER, DIRECTOR OF PLAYER PERSONNEL



NHL veteran **PAT VERBEEK** enters his fifth season with the Tampa Bay Lightning, his fourth as assistant general manager. He was hired by the Lightning as director of professional scouting on June 8, 2010 and then named assistant general manager on July 1, 2011. Verbeek oversees all of the team's professional scouting operations, aids in player procurement and reports directly to the general manager.

Before joining the Lightning, Verbeek, 49, spent four seasons as a pro scout with the Detroit Red Wings, assisting the management staff as the organization both built from within and made key acquisitions from outside to build a deep and talented roster. He scouted select teams at both the AHL and NHL levels, providing key information to the Detroit coaching and management staffs regarding potential trades and free agent acquisitions.

A native of Sarnia, Ontario, Verbeek played for five different teams during a 20-year NHL career. He appeared in 1,424 games with the New Jersey Devils, Hartford Whalers, New York Rangers, Dallas Stars and Red Wings, compiling 522 goals and 1,063 points. He is the only player in NHL history to total more than 500 goals and 2,500 career penalty minutes. Verbeek also won the Stanley Cup with Dallas in 1999.

Verbeek was originally drafted by New Jersey in the third round, 43rd overall, of the 1982 NHL Entry Draft.





# TOM KURVERS

SENIOR ADVISOR TO THE GENERAL MANAGER



**TOM KURVERS** enters his seventh season with the Tampa Bay Lightning, his fourth as senior advisor to the general manager after being originally hired on July 9, 2008. Kurvers served three years as assistant general manager from 2008-11 and also oversaw the Lightning's hockey operations department on an interim basis from April through May of 2010.

Kurvers' role with Tampa Bay is multi-purpose. He oversees the scouting and signing of all college free agents and works directly with the team's amateur scouting staff on possible free agent targets. Kurvers also advises the general manager on potential trades and free agent signings at the professional level. In addition to his duties with the Lightning Kurvers served on USA Hockey's advisory board for the 2014 IIHF World Championships.

Prior to joining the Lightning Kurvers served three seasons as director of player personnel for the Phoenix Coyotes. As director of player personnel he oversaw all aspects of the team's scouting, including both the Coyotes' amateur and pro scouting departments. He spent a total of 11 years with the Coyotes, including one as a radio analyst and seven as a professional scout. He also served as interim assistant coach for the final two months of the 2003-04 season.

Kurvers played 11 NHL seasons from 1984-95, appearing in 659 regular season games, with 93 goals and 328 assists for 421 points. He also played in 58 NHL playoff games, recording eight goals and 30 points. He was a Stanley Cup Champion with the 1986 Montreal Canadiens.

Before joining the professional ranks Kurvers had an outstanding college career at the University of Minnesota - Duluth, setting numerous school records including most career goals by a defenseman (43), most career assists (152) and assists by a defenseman (career -149 and season -58). In 1984, he was honored with the Hobey Baker Award, WCHA MVP and was named an All-American. Kurvers was named to the WCHA Top 50 of All-Time Team, and has been inducted into both the UMD and Bloomington Jefferson High School Athletic Hall of Fames.

Kurvers received his undergraduate Bachelor of Arts degree in communications from UMD in 1984. While an active NHL player he began graduate studies in 1991, completing courses in the off-seasons through 1996. Highlighted in the curriculum was an accredited seminar sponsored by the world renowned Aspen Institute. Upon retirement in 1997, he earned his Masters of Business Administration degree in sports management from the University of St. Thomas.



# AL MURRAY

DIRECTOR OF AMATEUR SCOUTING



**AL MURRAY** enters his fifth season with the Lightning after being named to the position of director of amateur scouting on August 16, 2010. Murray oversees all amateur scouting operations, runs the draft and reports directly to the general manager.

Before coming to Tampa Bay, Murray served with Hockey Canada for three years as head scout of men's national teams. During his time with Hockey Canada, he was responsible for all player evaluations and selections for National Junior Team as well as the National Men's Under-18 Team. He also worked with regional under-17 programs. Murray won the Gold Medal at both the 2008 and 2009 World Junior Championships, and won gold at the 2008 World Under-18 Championship. He won championships with the National Men's Summer Under-18 Team at the 2008, 2009 and 2010 Ivan Hlinka Memorial Tournaments.

Prior to joining Hockey Canada, Murray spent 12 years with the Los Angeles Kings, serving as director of amateur scouting. In that position he was responsible for the team's amateur scouting operation, including scheduling, assignments, evaluation of talent and development of the final list of players leading up to the NHL Entry Draft. Before Murray was named to that position he spent six years as the Kings' western scouting coordinator.

Murray served as head coach of the University of Regina's men's hockey team from 1985-88. Before that he served as the development coordinator for the Ottawa District Hockey Association, one of Hockey Canada's 13 branches. Murray also spent time as the head coach of the Kemptville 73s (Junior B) and Ottawa Senators (Junior A). He also won a bronze medal as an assistant coach with the University of Ottawa men's team at the 1981 CIAU championship.



DARRYL PLANDOWSKI

HEAD AMATEUR SCOUT



Scouting veteran **DARRYL PLANDOWSKI** enters his seventh season as head amateur scout. He aids in managing the team's amateur scouting staff and aids in draft preparation and execution.

Before joining the Lightning, he spent two seasons as an amateur scout for the Pittsburgh Penguins. Prior to that, he served eight years in the same capacity for the Buffalo Sabres. Before entering the NHL, Plandowski spent four seasons as a scout for the Seattle Thunderbirds of the Western Hockey League and two seasons as an assistant coach.

Plandowski played college hockey at Northern Michigan University from 1987 until 1991, recording 53 goals and 131 career points in 166 career games.



SCOUTING STAFF

GERRY O' FLAHERTY	Professional Scout	KARI KTTUNEN	European Scout
MIKAEL ANDERSSON	European Scout	ANTON ROUTA	European Scout
JOHN BURKART	Amateur Scout	JOHN ROSSO	Amateur Scout
MICHEL BOUCHER	Amateur Scout	BRIAN PUTNAM	Amateur Scout
JAMIE PUSHOR	Professional Scout	CHRIS YZERMAN	Amateur Scout
ROB KITAMURA	Amateur Scout	BRAD WHELEN	Amateur Scout



# JON COOPER

## HEAD COACH, TAMPA BAY LIGHTNING



**JON COOPER** was named the eighth head coach in Lightning franchise history on March 25, 2013. Cooper joined the Lightning after spending three seasons behind the bench of Tampa Bay's top minor league affiliates, the Norfolk Admirals from 2010-12 and the 2012-13 season with the Syracuse Crunch, compiling a 133-62-26 (.661) record in 221 AHL games.

Cooper, 47, made his NHL head coaching debut with the Lightning on March 29, 2013 in a 5-4 shootout victory against the New Jersey Devils at the Tampa Bay Times Forum. He went on to lead the Lightning to a 5-8-3 record in 16 games after joining the team near the end of the 2012-13 season. With a full training camp under his belt though, Cooper led a massive turnaround in 2013-14. Tampa Bay went 46-27-9 in Cooper's first season, good for the third-best record in the Eastern Conference after finishing second-to-last in 2012-13. The Lightning tied the franchise record for wins in a season with 46 in 2013-14, while their

21 road wins and 101 points ranked third in the team's history. Cooper parlayed that success into a nomination for the Jack Adams Award as the NHL's coach of the year, becoming the second bench boss in Lightning history to be up for the award.

Prior to being named the bench boss of the Lightning, Cooper was awarded the Louis A.R. Pieri Memorial Award as the AHL's top coach in 2012 after guiding the Admirals to the Calder Cup Championship. He led Norfolk to a 94-44-18 record in the regular season and a 17-7 mark in the playoffs during two seasons behind the bench. In 2011-12, the Cooper-led Admirals set franchise records with 55 wins and 113 points en route to the franchise's first Championship. Along the way, Cooper and his team set a North American professional sports record, winning a remarkable 28 consecutive games. That season Norfolk earned the Macgregor Kilpatrick Trophy as the AHL's regular season points champion, while also capturing the league's East Division title.

In 2012-13, Cooper led the Crunch to a 39-18-8 record, the best in the AHL, despite a number of key players being recalled to the Lightning. Syracuse's 218 goals were also the most in the league. More than 10 players were recalled during the season and remained with the Lightning, giving Cooper familiarity with a number of players. Cooper previously ran the Lightning's development camps during his time in the organization.

Before joining the AHL ranks, Cooper also found success in junior hockey, winning a championship at all three tiers of the American junior system. Before joining the Admirals, he coached in the USHL with the Green Bay Gamblers, posting an 84-27-9 record in two seasons. Under Cooper's guidance the Gamblers posted back-to-back seasons with the best record in the USHL and won the 2010 Clark Cup. In 2008-09, Cooper's first season, Green Bay saw a 50-point improvement from the previous year, setting a USHL record for largest single-season improvement. He was rewarded with the 2009 and 2010 USHL General Manager of the Year Awards, as well as being named the 2010 USHL Coach of the Year. Cooper also won championships with the St. Louis Bandits of the NAHL and the Metro Jets (MJ) of the NA3HL.

A native of Prince George, British Columbia, Cooper played high school hockey at Notre Dame in Wilcox, Saskatchewan. He then moved on to Hofstra University, where he played four seasons of Division I lacrosse. Cooper also played one season on Hofstra's hockey team. He then went on to earn a law degree from Thomas M. Cooley Law School in Lansing, Michigan, eventually closing his practice in 2003 to pursue a career in coaching.

Cooper and his wife, Jessie, live in Tampa with their three children.

## JON COOPER'S HEAD COACHING RECORD

SEASON	TEAM	LEAGUE	GP	W	L	OTL	PCT	RESULT
2003-04	Texarkana	NAHL	56	30	24	2	0.554	
2004-05	Texarkana	NAHL	56	36	15	5	0.688	
2005-06	Texarkana	NAHL	58	42	12	4	0.759	
2006-07	St. Louis Bandits	NAHL	62	43	14	5	0.734	Won Robertson Cup
2007-08	St. Louis Bandits	NAHL	58	47	9	2	0.828	Won Robertson Cup
2008-09	Green Bay Gamblers	USHL	60	39	17	4	0.683	
2009-10	Green Bay Gamblers	USHL	60	45	10	5	0.792	Won Clark Cup
2010-11	Norfolk Admirals	AHL	80	39	26	15	0.581	
2011-12	Norfolk Admirals	AHL	76	55	18	3	0.743	Won Calder Cup
2012-13	Syracuse Crunch	AHL	65	39	18	8	0.662	
2012-13*	TAMPA BAY LIGHTNING	NHL	15	4	8	3	0.367	
2013-14	TAMPA BAY LIGHTNING	NHL	82	46	27	9	0.616	Conference Qtr-Finals
NHL TOTALS			98	51	35	12	0.582	

\*Hired on March 25, 2013 but did not appear behind the bench until March 29. Assistant coaches Dan Lacroix, Martin Raymond and Steve Thomas worked a 3-2 loss at Winnipeg on March 24. Lacroix and Thomas worked a 2-1 win vs. Buffalo on March 26, 2013.





# RICK BOWNESS

ASSOCIATE COACH



**RICK BOWNESS** enters his second season with the Lightning after being named to the position of associate coach on June 3, 2013. He brings more than 26 years of NHL experience to the Bolts bench and oversees the Tampa Bay defense unit. Under Bowness' guidance, the Lightning shot from 26th in the NHL for team goal-against-average with 3.06 in 2012-13 to 11th in 2013-14 with 2.55.

Before joining the Lightning, Bowness, 59, spent seven seasons with the Vancouver Canucks, serving as associate coach. The Canucks reached the Stanley Cup Playoffs in all but one of Bowness' seasons behind the bench, including an appearance in the 2011 Stanley Cup Final.

Bowness has served on the coaching staff of six teams during his coaching career, the Winnipeg Jets (1984-89), Boston Bruins (1991-92), Ottawa Senators (1992-96), New York Islanders (1996-98), Phoenix Coyotes (1999-06) and the Canucks (2007-13), in varying capacities. He was the head coach on five occasions, with the Jets in 1988-89, Bruins in 1991-92, Senators from 1992-96, Islanders from 1996-98 and in Phoenix in 2003-04.

A native of Moncton, New Brunswick, Bowness began his coaching career with the Sherbrooke Jets of the American Hockey League, serving as a player/coach during the 1982-83 season. He spent the following four seasons as an assistant coach for the Winnipeg Jets before returning to his hometown in 1987 to act as the coach and general manager of the Moncton Hawks of the AHL. Bowness had his first NHL head coaching stint when he took over as interim head coach for Winnipeg for the final 28 games of the 1988-89 season.

The following year, Bowness joined the Bruins organization. He coached the Maine Mariners of the AHL for two seasons before taking over as head coach in Boston for the 1991-92 season. That year he led the Bruins to a 36-32-12 record and a trip to the Eastern Conference Final. From there Bowness was named the first head coach of the Ottawa Senators and spent three and a half years with the expansion franchise. Bowness joined the Islanders on December 30, 1995 and worked two seasons as associate coach. He took over head coaching duties in January of 1997. Bowness then went on to coach in Phoenix for the following six seasons, including a stint as interim head coach in 2003-04.

Rick and his wife, Judy, reside in Tampa and have two sons and a daughter.



# GEORGE GWOZDECKY

ASSISTANT COACH



**GEORGE GWOZDECKY** enters his second season with the Lightning after being named to the position on August 9, 2013. His focus will be on the Lightning's forwards and he serves as the "eye in the sky", on radio with the coaches on the bench from the press box.

Prior to coming to Tampa Bay Gwozdecky, 60, spent 19 seasons at Denver University as head coach, leading the Pioneers to back-to-back NCAA National Championships in 2004 and 2005 and earned National Coach of the Year honors in 1993 and 2005. With Gwozdecky behind the bench, Denver became a perennial Top 10 program that, in addition to two national championships, also won three WCHA regular season and four WCHA playoff titles. They are the only team in NCAA hockey to have recorded at least 20 wins in each of the previous 12 seasons. During his tenure with the Pioneers, Gwozdecky helped the team to 15 20-win seasons, nine with 25 or more and a pair of campaigns with at least 30.

Prior to coaching Denver, Gwozdecky was head coach for the Miami (Ohio) University Red Hawks. He served there for five seasons, winning the school's first CCHA title and earning its first NCAA tournament bid. While at Miami he won the Spencer Penrose Award as National Coach of the Year as well as a pair of CCHA Coach of the Year honors. He was added to the Miami University "Cradle of Coaches" Hall of Fame in 2006. Before joining the Red Hawks he served as an assistant for the Michigan State Spartans following a stint as the bench boss at the University of Wisconsin-River Falls.

Gwozdecky was a four-year letterman at the University of Wisconsin and graduated in 1978 with a degree in physical education. The forward was a member of the Badgers' 1977 National Championship team.

A native of Thunder Bay, Ontario, Gwozdecky ranks 11th all-time in NCAA men's hockey for wins with 593. Gwozdecky is also the only coach in NCAA hockey history to win a Division I National Championship as a player (Wisconsin, 1977), assistant coach (Michigan State, 1986) and as a head coach (Denver, 2004 and 2005). Gwozdecky was inducted into the Wisconsin Hockey Hall of Fame in 1994.

George and his wife, Bonnie, reside in Tampa and have a daughter.



# STEVE THOMAS

ASSISTANT COACH



NHL veteran **STEVE THOMAS** was named an assistant coach with the Lightning on July 1, 2013 after serving as Tampa Bay's player development coach (2012-13) and player development coordinator (2010-12) for three seasons. Thomas is responsible for forwards.

During Thomas' role as Player Development Coach, he worked specifically with individual players in the Tampa Bay system on all aspects of the game, both on and off the ice. He also planned and ran the team's prospect and development camps during the offseason. Thomas began coaching with Jon Cooper at the AHL level with the Syracuse Crunch.

Born in Stockport, Great Britain, Thomas grew up in the Toronto area. He played in 1,235 NHL games during his 20-year career (1984-04) with the Toronto Maple Leafs, Chicago Blackhawks, New York Islanders, New Jersey Devils, Anaheim Ducks and Detroit Red Wings. He amassed 421 goals and 933 points with 1,306 penalty minutes during his tenure. Thomas also appeared in 174 career Stanley Cup Playoff games, recording 54 goals and 107 points.



# STACY ROEST

DIRECTOR OF PLAYER DEVELOPMENT



NHL veteran **STACY ROEST** was named director of player development on July 1, 2013.

Roest, 40, works specifically with individual players in the Tampa Bay system on all aspects of the game, both on and off the ice. He also helps plan and run the team's prospect and development camps during the offseason. Roest follows Lightning prospects and keeps track of their progress with their collegiate, junior and minor league teams.

The Lethbridge, Alberta native played in 244 career NHL games with the Detroit Red Wings and Minnesota Wild. He finished his NHL career, posting 28 goals and 76 points. Roest also skated in 309 career American Hockey League games, collecting 99 goals and 286 points. He finished his career playing for the Rapperswil-Jona Lakers, in Switzerland's top league, from the 2003-04 season until he retired in 2012.

Roest also represented Canada at the Spengler Cup seven times during his career, captaining the team twice.



# FRANTZ JEAN

GOALTENDING COACH



The Lightning named **FRANTZ JEAN** as goaltending coach on September 7, 2010. Entering his fifth season, he works with all goaltenders in the organization. Jean has been involved in coaching for more than 20 years.

During his tenure with the Lightning, Jean has guided the organization's goaltenders to the 2013 Calder Cup Finals (AHL), 2012 Calder and Kelly Cup (ECHL) Championships, the 2014 NHL Conference Quarterfinal as well as the 2011 NHL Eastern Conference Final. Under Jean's tutelage Ben Bishop had a breakthrough season in 2013-14 which led to him being nominated for the Vezina Trophy as the NHL's top goaltender. Bishop set franchise records for wins in a season with 37, save percentage with .924 and goals-against average with 2.23.

Prior to joining Tampa Bay, Jean spent 12 years with the Moncton Wildcats of the QMJHL. During Jean's time with the Wildcats, the team allowed the least number of goals in the league on four occasions (1999-00, 2005-06, 2008-09, 2009-10).

Jean played major junior hockey with St. Hyacinthe and Victoriaville of the QMJHL, and after a tryout with the Montreal Canadiens in 1991, earned a scholarship to the Université de Moncton where he played for four and a half seasons with les Aigles Bleus, winning the 1994-95 national championship and being named to the 1992-93 AUAA First All-Star Team.



# NIGEL KIRWAN

HEAD VIDEO COACH



An original member of the Lightning organization, head video coordinator **NIGEL KIRWAN** is in his 23rd year with the Lightning, 19th as a member of the coaching staff. He is responsible for breakdown of pre-scout and game film, formulation of scouting reports on opposing clubs and the creation of highlight and specialty film for use by the Lightning coaches and players. Additionally, Kirwan has previously coached Lightning prospects during team rookie and development camps.

Kirwan coached amateur hockey at various levels in both Canada and the United States for 17 years and is very active in youth hockey camps and clinics, including Tampa Bay's Lightning Made youth camps. He has also served as the video coach for Team USA at the 2009 and 2008 World Championships in Switzerland and Canada, respectively.

A native of Winnipeg, Manitoba, Kirwan attended the University of Western Ontario and the University of Tampa. He started with the Lightning as a member of the front office staff for four years before then-coach Terry Crisp hired him prior the start of the 1996-97 season.

Kirwan resides in Tampa.



# BRIAN GARLOCK

VIDEO COORDINATOR



**BRIAN GARLOCK** enters his second season as video coordinator with the Lightning after spending two years under head coach Jon Cooper at both the Syracuse Crunch and Norfolk Admirals of the American Hockey League. He aids the staff in video scouting and game planning.

Garlock previously worked with the Green Bay Gamblers and St. Louis Bandits of the United States Hockey League as an assistant coach, where he also worked under Cooper. Garlock hails from Big Rapids, Michigan, where he played on the Big Rapids High School Varsity team for four years.

He resides in Brandon.



# MARK LAMBERT

STRENGTH & CONDITIONING COACH



**MARK LAMBERT** enters his fourth season with the Lightning as strength and conditioning coach. An industry veteran of 17 years, Lambert has worked with hundreds of athletes ranging from the amateur ranks to the professional tiers as well. With the Lightning, Lambert is responsible for overseeing all planning for in- and off-season player workout regiments to optimize performance.

Prior to joining Tampa Bay, Lambert served as the head strength coach at Axxeleration Inc., which specializes in enhancing the performance level of both collegiate and professional athletes, while also minimizing the risk of injury through the approach of testing muscular power, strength, strength ratios, body composition and muscle fiber dominance. Lambert is also no stranger to the game of hockey, having previously worked at various levels of the game including the CHL, college and midget hockey.

A frequent author of numerous fitness-related news articles, Lambert also has previously given numerous lectures on nutrition and topics regarding personal health.

He is married with a son and resides in Tampa.





# DR. IRA GUTTENTAG

## MEDICAL DIRECTOR



A leader in the area of Sports Medicine and Knee and Shoulder reconstruction, **DR. IRA GUTTENTAG** is entering his 13th year as medical director of the Lightning. With his extensive surgical experience, Dr. Guttentag utilizes the latest technology in treating sports injuries and degenerative arthritis of the knee and shoulder, in athletes of all ages and levels.

A graduate of the University of South Florida College of Medicine, Dr. Guttentag completed his orthopedic training at New York City's Montefiore/Albert Einstein Hospital. Dr. Guttentag moved to Tampa after a one-year fellowship at the Matthews Orthopedic Clinic in Sports Medicine and Knee and Shoulder Reconstructive Surgery and has since become a fixture in the area's medical community. Since moving to the Tampa Bay area, he has served as team physician for Saint Leo University and multiple high schools in Hillsborough and Pasco county. In addition to the Tampa Bay Lightning, Dr Guttentag presently serves as

the Orthopaedic surgeon for the Tampa Bay Storm.

Dr. Guttentag resides in South Tampa with his wife and three children.



# TOM MULLIGAN

## HEAD ATHLETIC TRAINER



Entering his 13th year with the Lightning as head athletic trainer, **TOM MULLIGAN** oversees each aspect of the organization's medical and training operations.

Prior to joining the Lightning organization, Mulligan spent four seasons as the head athletic trainer and physical therapist for the Providence Bruins of the American Hockey League. While with the Bruins, Mulligan's responsibilities included all traditional athletic training duties as well as massages and strength and conditioning of all players. He also served as the head athletic trainer for Team USA during the 2008 and 2012 IIHF Ice Hockey World Championships in Canada and Sweden/Finland, respectively. Mulligan also served as an athletic trainer on the staff of the Team USA Men's Ice Hockey Team at the 2014 Winter Olympics in Sochi, Russia.

Mulligan is a 1997 graduate of Quinnipiac College in Hamden, Connecticut, earning a Bachelor of Science degree in Physical Therapy with a minor in Biology. While at Quinnipiac he served as a student athletic trainer for the men's ice hockey team for three seasons and also provided services to all other sports programs at the school.

A native of New Bedford, Massachusetts, Mulligan and his wife, Kellie, reside in Tampa, with their sons, Tyler and Zach, and their daughter, Abigail.



# MIKE POIRIER

## ASSISTANT ATHLETIC TRAINER



**MIKE POIRIER** is in his seventh season as assistant athletic trainer for the Lightning. He will assist Tom Mulligan with all medical and training operations.

A native of Smithfield, Rhode Island, Poirier joined the Lightning after serving as head athletic trainer for the Providence Bruins of the American Hockey League from 2002-08. He joined the Bruins after spending the previous year as an athletic trainer with the National Football League's New England Patriots as they won Super Bowl XXXVI.

Poirier, 37, graduated from Tulane University in New Orleans, Louisiana with a B.S. in Exercise Science in 1999. He earned his M.S. in sports administration from Mississippi State University in 2001 and also is a certified strength and conditioning specialist. Poirier, who was a graduate assistant trainer with the MSU football team from 1999-01, also worked at the Patriots' training camps from 1996-2001.

Poirier resides in Valrico with his wife Mandy and their daughters, Emmie and Elle.



# CHRISTIAN RIVAS

## MASSAGE THERAPIST



**CHRISTIAN RIVAS** enters his fifth season as massage therapist for the Tampa Bay Lightning. He joined the team prior to the 2010-11 campaign after arriving from the New York area, where he previously worked at PHP Hockey Performance Training Center in Darien, Connecticut as well as SPORTSLAB NYC.

Rivas, a specialist in active release techniques (ART), worked previously with NHL, NFL, NBA and MLB players during their off-season training. He also has extensive experience in other soft tissue manipulation modalities, ranging from sports massage to osteopathic articular pumping, to name a few. Rivas' focus is to attempt to release areas of congestion, tightness and scarring of involved structures.

The New York native attended Sutherland Academy of Osteopathic Medicine in Ontario, Canada and the Academy of Massage Therapy in New Jersey. He is nationally certified to practice massage through

NCBTMB, is a certified flexibility specialist and a specialist in ART, while also being licensed by the University of the State of New York Licensing Board.

Rivas served in the same position with Team USA at the 2012 IIHF Ice Hockey World Championships in Finland/Sweden.

Christian resides in Tampa.



# RAY THILL

## EQUIPMENT MANAGER



In his 16th year with the Lightning, equipment manager **RAY THILL** is responsible for all equipment maintenance, inventory and ordering.


Prior to joining the Lightning, Thill served as the equipment manager for the Detroit Vipers of the IHL for one season. Thill also spent four seasons on the equipment staff of the Chicago Wolves of the IHL, winning the Turner Cup Championship with the Wolves in 1997-98. He also served as the equipment manager for Team USA at the 2008, 2009 and 2012 IIHF Ice Hockey World Championships in Canada, Switzerland and Finland/Sweden respectively. Thill was also selected to participate in the 2012 NHL All-Star Game in Ottawa. Thill most recently served on the staff of the Team USA Men's Ice Hockey Team at the 2014 Winter Olympics in Sochi, Russia.

A native of Chicago, Thill and his wife, Leighann, reside in Tampa.



# ROB KENNEDY

## ASSISTANT EQUIPMENT MANAGER



**ROB KENNEDY** enters his eighth season as assistant equipment manager with the Lightning in 2014-15.

Prior to joining Tampa Bay, Kennedy spent two seasons with the Florida Panthers organization after two years as the head equipment manager for the AHL's Cleveland Barons. Before joining the Barons he served as head equipment manager of the Muskegon Fury for three years, where he earned a Colonial Cup Championship in 2002. Kennedy also won the IHL's Turner Cup with the Chicago Wolves in 2000. He was a member of the equipment staff for the 2012 NHL All-Star Game in Ottawa. Kennedy also served as an equipment assistant for Team USA at the 2012 IIHF Ice Hockey World Championships in Finland/Sweden.

He and his wife, Heather, have a son, Quinn, and daughter, Allison.



# CLAY ROFFER

## ASSISTANT EQUIPMENT MANAGER



**CLAY ROFFER** enters his eighth season as assistant equipment manager for the Lightning.

Roffer began the 2007-08 season with the Chicago Wolves in the Atlanta Thrashers organization before joining Tampa Bay three games into the season. He joined the Wolves during the 2006-07 Calder Cup Playoffs. Prior to joining Chicago, Roffer served as the head equipment manager for the Bloomington Prairie Thunder of the United Hockey League and the Fayetteville FireAntz of the Southern Professional Hockey League for one season each.

A native of Miami, Florida, Roffer began his career in professional hockey in 1999 as a locker room attendant for the Miami Matadors of the ECHL. He went on to serve as assistant equipment manager for the ACHL's Orlando Seals from 2002-04 and won the ACHL Championship with the Seals in 2004. He also

served on the training staff for the 2004 WHA2 All-Star Game and the 2012 NHL All-Star Game in Ottawa.

Roffer has a degree in business management and a minor in mass communications from the University of Central Florida. He resides in Tampa with his wife, Jessie.



# RYAN BELEC

## DIRECTOR OF TEAM SERVICES



In his 15th season with the Lightning and seventh as director of team services, **RYAN BELEC** oversees Lightning team travel, including air and ground transportation, as well as hotel accommodations and team catering. Additionally, he is responsible for player reassignments and relocation.

Before being named director of team services, Belec served in the position of assistant to the general manager for eight seasons. He assisted the general manager with every aspect of hockey operations for the Lightning. He also served as vice president of hockey operations for the Johnstown Chiefs of the ECHL during the 2006-07 season.

A 2000 graduate of the Laurentian University School of Sports Administration in Sudbury, Ontario, Belec owns a Bachelor of Commerce degree in Sports Administration.

Belec and his wife, Jaime, reside in Tampa with their twin boys, Carson and Ryder.



# LIZ SYLVIA-KOHARSKI

## MANAGER OF HOCKEY ADMINISTRATION



**LIZ SYLVIA** is in her 10th year with the Lightning and will assist vice president and general manager Steve Yzerman with the administrative functions of hockey operations.

Sylvia is responsible for all administrative procedures involved in maintaining player and coach contracts as well as the transfers and trades of players. In addition, Sylvia prepares written agreements between the Lightning and its minor league affiliates while coordinating correspondence with NHL officers and team executives.

Prior to joining the Lightning, the Massachusetts native served as the executive assistant to the president and CEO of the American Hockey League. She held that position for six years after previously working with the AHL's Beast of New Haven.

A graduate of St. Anselm College in Manchester, New Hampshire, Sylvia resides in Tampa with her husband, Jamie.





# MICHAEL PETERSON

## STATISTICAL ANALYST



**MICHAEL PETERSON** enters his sixth season as statistical analyst for the Tampa Bay Lightning. He is responsible for assisting management and the coaching staff by providing analytical and statistical evaluation for hockey operations, contract valuation, as well as giving recommendations for the draft, free agency, trades and other areas as needed. Peterson also assists other departments with special statistical projects, including ticket sales, pricing and revenue. He reports to both the general manager and assistant general manager.

Prior to joining the Lightning, Peterson worked on a consultant basis with the Tampa Bay Rays and Cleveland Indians of Major League Baseball. He also served as an instructor at both DeVry University and Valencia Community College in Orlando, Florida.

A native of Midland, Texas, Peterson holds bachelor's degrees in computer science and mathematics, as well as a master's in mathematics, from Texas Tech University, from which he graduated Summa Cum Laude. He also holds a MBA from the DeVos Sport Business Management School at the University of Central Florida. Peterson also worked as a research and graduate assistant while at UCF.

Michael and his wife, Amanda, reside in Tampa.



# RICK PECKHAM

## TELEVISION PLAY-BY-PLAY ANNOUNCER



A veteran of broadcasting professional hockey for the past 37 seasons, **RICK PECKHAM** will return to the broadcast booth in 2014-15 for his 20th year as the play-by-play announcer for the Tampa Bay Lightning. He also works select games for NBC Sports Network.

The 1977 graduate of Kent State University with a B.A. in telecommunications had been the play-by-play announcer for Hartford Whalers games on SportsChannel New England from 1984 through 1995. Peckham has also broadcast NHL action on the NBC Sports Network, SportsChannel America, and ESPN. He also called games on both television and radio for the American Hockey League's Rochester Americans from 1977-84.

He also has announced US Open tennis, Arena Football's Tampa Bay Storm, NFL and NBA telecasts for ESPN International and college basketball.

Peckham is also involved in the Lightning's community efforts. He is instrumental in the 'Hockey by the Numbers' program which uses hockey statistics to help teach math in Hillsborough County schools. Peckham is also active in the Lightning's volunteer program, C.H.A.R.G.E., working with Meals on Wheels Tampa and other local charities.

Rick and his wife, Vickie, reside in Lutz with their sons, Alex and Matthew.



## BOBBY "THE CHIEF" TAYLOR TELEVISION COLOR ANALYST



Television analyst **BOBBY TAYLOR** returns for his 21st year with the Lightning broadcast team. "The Chief" is in his 38th season as an NHL analyst, having joined the Lightning following 17 years as a color analyst for the Philadelphia Flyers starting in 1976. While in Philadelphia, Taylor held the analyst position in both television and radio. In addition, Taylor worked the 1995, 1997, 1998 and 1999 Stanley Cup Playoffs on ESPN2.

A native of Calgary, Alberta, Taylor played five NHL seasons as a goaltender with Philadelphia and the Pittsburgh Penguins, helping the Flyers to the 1974 and 1975 Stanley Cup Championships. Additionally, Taylor possesses a degree in marketing, having graduated from Seattle University in 1973.

Bobby has three children, Erin and twins Casey and Shana. Him and his wife, Jan, reside in Tampa with her sons Michael and Justin.



## PAUL KENNEDY TELEVISION HOST



Broadcasting veteran **PAUL KENNEDY** returns to the Lightning television team for the 11th year as host and rink side reporter for most Lightning games on Sun Sports after returning to hockey in 2003-04.

Kennedy's history with the Lightning can be traced back to Day 1, when he served as the host of Sun Sports' NHL Expansion Draft coverage in 1992 as the Lightning welcomed the likes of Brian Bradley and John Tucker. He also served as the Lightning's pre-game host for the franchise's first two seasons.

Kennedy is Sun Sports' sports director and primary host and play-by-play announcer. Since joining the regional sports network at its inception in 1988, Kennedy has called the action on numerous local, regional and national sporting events, making him one of the most well-known and respected sports talents in Florida. In 2000, the National Sportscasters and Sportswriters Association (NSSA) named Kennedy "Florida Sportscaster of the Year." In 2014 he begins his 26th season serving as host for the Orlando Magic of the NBA on Sun Sports.

Prior to Sun Sports, Kennedy was the "Voice of the Crimson Tide" for five years at University of Alabama.

Paul studied English literature and political science at Virginia Polytechnic Institute. He resides in Orlando.



## MATT SAMMON DIRECTOR OF BROADCASTING & PROGRAMMING



This is **MATT SAMMON'S** 13th season with the Lightning and his seventh being in charge of radio and broadcast programming. The 2014-15 season will also mark his ninth on the air as game day host of the Lightning Radio Network.


A native of Fairport, New York, Sammon grew up in the Tampa Bay area and is a long-time supporter of the Lightning. After graduating from Armwood High School in Tampa, he earned his B.A. in Communications at the University of Alabama. During a seven-year stint at WDAE-AM in Tampa, he was the station's executive producer and a weekend talk show host before being named game day host of the Lightning Radio Network prior to the 2006-07 season. He was also a weekend disc jockey at WTBT-FM, WSSR-FM, and WMTX-FM while at WDAE.

Matt and his wife, Jennifer, reside in Lutz with their son, Patrick Liam.



# DAVE MISHKIN

## RADIO PLAY-BY-PLAY ANNOUNCER



**DAVE MISHKIN** brings his energetic style back for a 13th year as radio play-by-play announcer for all Lightning games on AM 970 WFLA.

In addition to broadcasting games, Mishkin is a regular contributor to TampaBayLightning.com, where fans can read his weekly column entitled "Mishkin's Musings" and get his post-game analysis with "The Extra Shift" following each game. In 2004, Mishkin began his "Score With Reading" program, in which he visits Hillsborough County Elementary Schools and reads a story called "The Magic Hockey Stick". To date, he has read to more than 35,000 children. In 2012-13, the Score with Reading program was expanded to incentivize students and teachers with a new and improved program. He also posts regular Lightning updates on Twitter and can be found at @DaveMishkin.

Prior to joining the Lightning, Mishkin spent eight seasons as the television and radio voice of the AHL's Hershey Bears. While with the Bears, Mishkin maintained a variety of roles outside of broadcasting, including media and public relations and also hockey operations. While with the Hershey organization, Mishkin also served for three years as the play-by-play broadcaster and media relations director for the company's soccer team in the A-League, the Hershey Wildcats.


A 1991 Yale graduate, Mishkin broke into professional hockey as play-by-play broadcaster for the Johnstown Chiefs of the ECHL. While a student at Yale he also worked in the University's Sports Information Office for the 1990-91 academic school year and served as Sports Director for the school radio station, WYBC, from 1988-91.

David and his wife, Dulcie, reside in Brandon with their son, Eli, and daughter, Maddie.



# PHIL ESPOSITO

## RADIO COLOR COMMENTATOR



NHL Hall-of-Famer and Lightning founder **PHIL ESPOSITO** returns for his 15th year as radio analyst for Lightning home games. He also serves the team as vice president of corporate relations.

A Lightning founder and the team's general manager during its first seven seasons, Esposito joined the Lightning radio team during the 1999-00 season. Prior to joining the Lightning broadcast team, he worked as a television analyst for FOX television in Los Angeles and UPN 38 WSBK-TV in Boston. Esposito has also served as a broadcast analyst for the New York Rangers on MSG Network, and was the Rangers' Vice President & General Manager from 1986-88.

Esposito's spectacular 18-year playing career was highlighted by two Stanley Cup Championships with the Boston Bruins, in 1970 and 1972. Originally a member of the Chicago Blackhawks (1963-67), Esposito was the central figure in one of hockey's biggest trades when he was sent to Boston in 1967. During the next eight seasons, he virtually rewrote the NHL record books. He became the first player in NHL history to record 100 points in a season (1969-70) and, two seasons later, set single season standards of 76 goals and 152 points, which stood until Wayne Gretzky eclipsed those marks a decade later. His 717 career goals place him fifth on the all-time list, and his 1,590 points are 10th all-time.

Phil and his wife, Bridget, reside in Tampa.





# PLAYER ROSTER

 BE THE **THUNDER**

2014-2015



## BARBERIO VS. THE NHL

	GP	G	A	P	PIM
ANA	2	0	1	1	0
ARI	1	0	0	0	2
BOS	2	1	0	1	2
BUF	2	0	0	0	0
CGY	2	0	1	1	0
CAR	2	2	0	2	6
CHI	0	0	0	0	0
COL	2	1	0	1	2
CBJ	2	0	0	0	0
DAL	1	0	0	0	0
DET	5	0	0	0	2
EDM	1	0	0	0	0
FLA	1	0	0	0	0
LAK	0	0	0	0	0
MIN	1	0	0	0	0
MTL	3	0	0	0	2
NSH	1	0	0	0	0
NJD	0	0	0	0	0
NYI	2	0	0	0	0
NYR	3	0	0	0	0
OTT	4	0	0	0	6
PHI	1	0	0	0	0
PIT	2	0	0	0	2
SJS	2	0	1	1	0
STL	2	0	1	1	2
TBL	0	0	0	0	0
TOR	2	1	0	1	0
VAN	1	0	1	1	0
WSH	2	0	0	0	0
WPG	2	0	0	0	2

**POSITION** Defenseman**HEIGHT** 6-1**WEIGHT** 199**SHOOTS** Left**ACQUIRED** Selected in the sixth round, 152nd overall, in the 2008 NHL Draft**BORN** March 23, 1990 (Montreal, Quebec)**SEASON** NHL - 3rd, Lightning - 3rd

## 2013-2014 SEASON

Skated in 49 games with the Lightning, posting 5 goals and 10 points to go along with 28 penalty minutes...Ranked 4th (tie-DeKeyser) among rookie defensemen in the NHL with a +10 rating...Recorded a plus or even rating in 40 of his 49 games...Became the 2nd Lightning player in franchise history on Jan. 19 at CAR to score his 1st 2 goals in the same game (Stamkos - Oct. 30, 2008 vs. BUF)...Recorded his 1st career NHL point (assist) on Nov. 2 vs. STL...**2014 Playoffs:** Made his Stanley Cup playoffs debut, skating in two games with the Lightning against Montreal.

## CAREER

**2012-13 SEASON:** Made his Lightning debut on 4/9 vs. OTT...Played 2 games for the Lightning skating in a career high 16:47 on 4/11 vs. PIT...Played in 73 games for Syracuse scoring 8 goals while collecting 34 assists...His 42 points ranked 4th on the team in scoring...Led defensemen in scoring on Syracuse...Ranked 6th overall among defensemen in the AHL in points...Tied for 3rd in the AHL among defensemen in assists with 34...Skated in 18 Calder Cup playoff games with Syracuse, recording 3 goals and 15 points to go along with 18 penalty minutes...Led all Crunch defensemen in playoff scoring...**2011-12:** Played in 74 games with Norfolk, recording 13 goals and 61 points to go along with 39 penalty minutes...Led the AHL amongst all defensemen in assists (48) and points...Won the Eddie Shore Award as the league's top defenseman...Ranked 3rd in the AHL with a plus-28 rating...Named to the 2011-12 AHL First-All-Star Team...Won the Calder Cup, recording two goals and 9 points in 18 games during the playoffs...**2010-11:** Played in his 1st professional season with Norfolk of the AHL after spending the previous 4 seasons in the QMJHL...Skated in 68 games with the Admirals, recording 9 goals, 22 assists and 31 points...Ranked 2nd among all Norfolk defensemen in goals and points...Led all Admirals blue-liners in assists...**Junior Career:** Appeared in 261 career games with Cape Breton and Moncton of the Quebec Major Junior Hockey League, amassing 46 goals, 168 points and plus-53 rating...Recorded career highs with a team-leading 17 goals among Wildcat defensemen, 43 assists and 60 points in 2009-10...His 60 point total that season ranked 4th on the team and 2nd among Moncton defensemen...Also in 2009-10, led Moncton in plus-minus rating with a plus-39 and was tied for the team lead in game-winning goals...Ranked 2nd in the QMJHL among defensemen in game-winning goals, while finishing 5th in points and assists and 6th for goals...Registered 5 goals and 22 points in 21 contests during the 2009-10 QMJHL playoffs, leading all league defensemen in playoff points, assists and was 2nd in playoff goals...Finished 2nd overall in the 2009-10 playoffs in assists and was 7th in points among all skaters as he helped Moncton to the QMJHL Championship, while also appearing in 3 games during the Memorial Cup...Participated in the 2010 QMJHL All-Star Game and also was selected to represent the QMJHL at the 2009 Canada-Russia Super Series...In 2008-09, recorded the 2nd-highest totals of his career for games played with 66 and goals with 15...His 45 points was the 6th-highest total on the team and ranked 1st among team defensemen, while also ranking 7th among all league defensemen...Selected to participate in the 2007 Canada-Russia Challenge...Also set a career high in games played with 70 and penalty minutes with 75 in 2007-08...Made his junior debut in 2006-07...Was traded from Cape Breton to Moncton on 1/8/07...Named to the 2006-07 QMJHL All-Rookie team.





# CAREER STATISTICS

SEASON	TEAM	LEAGUE	REGULAR SEASON											PLAYOFFS				
			GP	G	A	P	+/-	PIM	PPG	SHG	GWG	S		GP	G	A	P	PIM
2006-07	CAPE BRETON	QMJHL	41	2	8	10	-	42	-	-	-	-		-	-	-	-	-
	MONCTON	QMJHL	19	1	6	7	-	21	-	-	-	-		7	0	2	2	8
2007-08	MONCTON	QMJHL	70	11	35	46	-	75	-	-	-	-		-	-	-	-	-
2008-09	MONCTON	QMJHL	66	15	30	45	-	42	-	-	-	-		-	-	-	-	-
2009-10	MONCTON	QMJHL	65	17	43	60	-	72	-	-	-	-		21	5	17	22	12
2010-11	NORFOLK	AHL	68	9	22	31	-	28	-	-	-	-		6	1	0	1	4
2011-12	NORFOLK	AHL	74	13	48	61	-	39	-	-	-	-		18	2	7	9	12
2012-13	SYRACUSE	AHL	73	8	34	42	-	44	-	-	-	-		18	3	12	15	18
	TAMPA BAY	NHL	2	0	0	0	-2	0	0	0	0	0		-	-	-	-	-
2013-14	TAMPA BAY	NHL	49	5	5	10	10	28	1	0	0	0		2	0	0	0	6
NHL TOTALS			51	5	5	10	8	28	1	0	0	0		2	0	0	0	6

# NHL AND LIGHTNING FIRSTS

Game: 4/9/13 vs. OTT  
Goal: 1/19/14 at CAR (Khudobin)  
Assist: 11/2/13 vs. STL



# CAREER HIGHLIGHTS

**GOALS:**  
Game: 2 (1/9/14 at CAR)  
Season: 5 (2013-14)  
Multi-Goal Games: 1  
In 2013-14: 1  
Hat Tricks: None  
Streak: 2 (1/25-1/28/14, 2g)  
In 2013-14: 2 (1/25-1/28/14, 2g)

**ASSISTS:**  
Game: 1 (5x, Last: 1/3/14 at CGY)  
Season: 5 (2013-14)  
Streak: None  
In 2013-14: None

**POINTS:**  
Game: 2 (1/19/14 at CAR, 2g)  
Season: 10 (2013-14)  
Multi-Point Games: 1  
In 2013-14: 1  
Streak: 2 (1/25-1/28/14, 2g)  
In 2013-14: 2 (1/25-1/28/14, 2g)

**SHOOTOUT STATISTICS:**  
Career: 0-0 (0.0%)  
In 2013-14: 0-0 (0.0%)

**MOST PIM IN A GAME:**  
4 (11/1/13 at CAR)

**MOST SHOTS IN A GAME:**  
5 (3/8/14 vs. BUF)

# TRANSACTIONS

Re-signed by the Lightning to a 1 year, 1 way contract on June 27, 2014...Re-signed by the Lightning to a 1 year, 2 way contract on July 16, 2013...Selected by Tampa Bay in the 6th round, 152nd overall, in the 2008 NHL Draft.







## BISHOP VS. THE NHL

	GP	W-L-T-OT	SO	GA	GAA	SV%
ANA	1	1-0-0-0	0	0	0.00	1.000
BOS	1	0-1-0-0	0	3	3.10	.889
BUF	2	1-0-0-1	0	6	2.79	.922
CGY	2	0-2-0-0	0	7	3.56	.857
CAR	1	1-0-0-0	1	0	0.00	1.000
CHI	1	0-1-0-0	0	4	7.27	.778
COL	0	0-0-0-0	0	0	0.00	.000
CBJ	1	1-0-0-0	0	1	1.09	.950
DAL	0	0-0-0-0	0	0	0.00	.000
DET	1	0-0-0-0	0	0	0.00	1.000
EDM	1	1-0-0-0	1	0	0.00	1.000
FLA	1	1-0-0-0	0	0	0.00	1.000
LAK	2	0-0-0-0	0	4	4.00	.840
MIN	0	0-0-0-0	0	0	0.00	.000
MTL	5	2-1-0-1	0	9	2.02	.930
NSH	0	0-0-0-0	0	0	0.00	.000
NJD	3	2-1-0-0	0	4	1.27	.960
NVI	3	1-2-0-0	0	11	3.69	.859
NYR	3	3-0-0-0	1	3	1.26	.952
OTT	1	1-0-0-0	0	2	2.00	.939
PHI	1	0-1-0-0	0	2	2.03	.951
PHX	0	0-0-0-0	0	0	0.00	.000
PIT	2	0-1-0-0	0	9	6.07	.852
SJS	1	0-0-0-1	0	4	3.69	.907
STL	0	0-0-0-0	0	0	0.00	.000
TBL	2	1-1-0-0	0	8	4.00	.862
TOR	5	2-3-0-0	0	16	3.24	.872
VAN	0	0-0-0-0	0	0	0.00	.000
WSH	3	0-2-0-0	0	10	4.41	.884
WPG	2	0-1-0-1	0	4	1.94	.945

**POSITION** Goaltender**HEIGHT** 6-7**WEIGHT** 209**CATCHES** Left**ACQUIRED** In a trade from Ottawa in exchange

for Cory Conacher on April 3, 2013

**BORN** November 21, 1986 (Denver, Colorado)**SEASON** NHL - 6th, Lightning - 3rd

## 2013-2014 SEASON

Appeared in 63 games for the Lightning, setting career-highs for wins (37), goals-against average (2.23), save percentage (.924), shutouts (5) and games played (63)...Ranked 4th in the NHL for wins, 7th for goals-against average, 7th for save percentage and tied for 5th for Lightning records in a season for wins, save percentage and goals-against average...Moved into 2nd place for most saves in a season in team history with 1,625...Tied for 2nd for most shutouts in a season by a Lightning goalie with 5... Missed the final 3 games of the season with an upper body injury... Recorded a Lightning franchise-best 48 saves on Jan. 19 at CAR...Won 8 of his first 10 decisions, a new Lightning record to start a season...**2014 Playoffs:** Missed all 4 playoff games with an upper body injury.

## CAREER

**2012-13 SEASON:** Played in 9 games with the Lightning, compiling a record of 3-4-1 with a 2.99 goals-against average and .917 save percentage including a shutout...Recorded a shutout, making 45 saves, in his Lightning debut on 4/4 at CAR... Became the 2nd goalie in Lightning history to notch a shutout in his team debut (Roloson - 1/4/11)...Tied the Lightning franchise record for most saves (45) in a shutout on 4/4 at CAR, matching Daren Puppa (11/27/95)...Acquired from the Ottawa Senators on 4/3 in exchange for Cory Conacher...Played in 13 games with the Senators, compiling a record of 8-5-0 to go along with a 2.45 goals-against average, .922 save percentage and 1 shutout...Recorded his 1st shutout of the season on 3/28 vs. NYR, making 24 saves...Played in 13 games with the Binghamton Senators (AHL), posting a record of 8-3-2 to go along with a 2.59 goals-against average and .928 save percentage...Represented USA at the 2013 IIHF World Championships, helping them win the Bronze Medal...**2011-12:** Appeared in 10 games with the Ottawa Senators, posting a record of 3-3-2 to go along with a 2.48 goals-against average and .909 save percentage...Won his Senators debut on 3/6 at TBL in a 7-3 victory, registering 25 saves...Was acquired by the Senators from the St. Louis Blues on 2/26 for a 2nd-round pick... Started in 3 games with Binghamton (AHL), posting a 2-1-0 record...Prior to the trade to Ottawa, had appeared in 38 games with the Peoria Rivermen (AHL), compiling a record of 24-24-0, including 6 shutout victories, which ranked 1st among all AHL goalies...Was recognized as the MVP of the 2012 AHL All-Star Classic in Atlantic City, NJ...Was named to the 2011-12 AHL second all-star team...**2010-11:** Played in 7 games for the Blues, posting a 3-4-0 with a 2.76 goals-against average and .899 save percentage...Recorded his 1st career shutout on 2/25 at EDM...Appeared in 35 games with Peoria, posting a record of 17-14-2 to accompany a 2.55 goals-against average and .914 save percentage...Played in 1 playoff game with the Rivermen, stopping 17 of 19 shots faced...**2009-10:** Played in 48 games with Peoria, posting a professional career-high 23 wins and an overall record of 23-18-4 to go along with a 2.77 goals-against average and .901 save percentage...**2008-09:** Played in 33 games with the Rivermen, posting a record of 15-16-1 with a 2.81 goals-against average and an .897 save percentage...Made his NHL debut with the Blues on 10/24 vs. LAK and saw action in 6 games with St. Louis, posting a 1-1-1 record, 2.94 goals-against average and .893 save percentage...**2007-08:** Dressed in 5 games with Peoria, posting a 2-2-1 record along with a 2.38 goals-against average and .908 save percentage...**Collegiate Career:** Played in 99 games over 3 seasons with the University of Maine, compiling a record of 55-35-7 to go along with a 2.29 goals-against average and 5 shutouts...**2007-08:** Posted a 13-18-0 record in his final year at Maine, finishing with a 2.43 goals-against average and .920 save percentage...Named to the Hockey East second all-star team...**2006-07:** Played in 34 games with Maine, posting a 21-9-2 record with a 2.14 goals-against average...His 819 saves on the season were 5th-most in a single season at Maine...His goals-against average ranked 8th in the nation and his save percentage ranked 9th...Notched a collegiate personal-best 3 shutouts during the season...**2005-06:** Played in 31 games his freshman season, notching a record of 21-9-2 with a 2.28 goals-against average...Ranked among the top freshman goaltenders in goals-against average.



# CAREER STATISTICS

REGULAR SEASON														PLAYOFFS						
SEASON	TEAM	LEAGUE	GP	W	L	T	OT	SO	GA	SA	SV%	GAA		GP	W	L	SO	GA	SV%	GAA
2005-06	U. OF MAINE	H-EAST	31	21	8	2	-	0	68	-	-	2.28		-	-	-	-	-	-	-
2006-07	U. OF MAINE	H-EAST	34	21	9	2	-	3	68	-	-	2.14		-	-	-	-	-	-	-
2007-08	U. OF MAINE	H-EAST	34	13	18	3	-	2	80	-	-	2.43		-	-	-	-	-	-	-
2008-09	PEORIA	AHL	5	2	2	1	-	0	12	131	.908	2.38		-	-	-	-	-	-	-
	ST. LOUIS	NHL	6	1	1	-	1	0	12	112	.893	2.94		-	-	-	-	-	-	-
2009-10	PEORIA	AHL	33	15	16	-	1	1	89	771	.900	2.81		-	-	-	-	-	-	-
	PEORIA	AHL	48	23	18	-	4	0	129	1,302	.901	2.77		-	-	-	-	-	-	-
2010-11	UNITED STATES	WC	1	0	0	-	-	0	0	5	1,000	0.00		-	-	-	-	-	-	-
	ST. LOUIS	NHL	7	3	4	-	0	1	17	168	.899	2.76		-	-	-	-	-	-	-
2011-12	PEORIA	AHL	35	17	14	-	2	2	87	924	.914	2.55		1	0	1	0	2	.895	2.04
	OTTAWA	AHL	38	24	14	-	0	6	85	1,184	.928	2.26		-	-	-	-	-	-	-
2012-13	OTTAWA	NHL	10	3	3	-	2	0	22	243	.909	2.48		-	-	-	-	-	-	-
	BINGHAMTON	AHL	3	2	1	-	0	0	7	125	.944	2.35		-	-	-	-	-	-	-
2012-13	BINGHAMTON	AHL	13	8	3	-	2	0	34	475	.928	2.59		-	-	-	-	-	-	-
	OTTAWA	NHL	13	8	5	-	0	1	31	399	.922	2.45		-	-	-	-	-	-	-
2013-14	TAMPA BAY	NHL	9	3	4	-	1	1	25	302	.917	2.99		-	-	-	-	-	-	-
	UNITED STATES	WC	5	3	2	-	0	0	14	-	-	2.65		-	-	-	-	-	-	-
2013-14	TAMPA BAY	NHL	63	37	14	-	7	5	133	1,758	.924	2.23		-	-	-	-	-	-	-
NHL TOTALS			108	55	31	-	11	8	240	2,982	.920	2.40		-	-	-	-	-	-	-

## NHL AND LIGHTNING FIRSTS

GAME:	NHL - 10/24/08 vs. LAK Lightning - 4/4/13 at CAR
WIN:	NHL - 10/25/08 vs. FLA Lightning - 4/4/13 at CAR
SHUTOUT:	NHL - 2/25/11 at EDM Lightning - 4/4/13 at CAR

## CAREER HIGHLIGHTS

LONGEST WINNING STREAK:	6 (11/1-11/14/13)
In 2013-14:	6 (11/1-11/14/13)
LONGEST SHUTOUT STREAK:	124-15 (12/12-12/17/13)
In 2013-14:	124-15 (12/12-12/17/13)
MOST SHOTS FACED IN A GAME:	51 (1/19/14 at CAR)
MOST SAVES IN A GAME:	48 (1/19/14 at CAR)
SHUTOUTS:	5 (LAST - 3/15/14 VS. NJD)
In 2013-14:	5
SHUTOUTS:	39/52 (0.750 SV%, 6-6 record)
PENALTY SHOTS:	None
In 2013-14:	None

## TRANSACTIONS

Signed a 2 year contract extension on April 15, 2013...Acquired by Tampa Bay from the Ottawa Senators in exchange for Cory Conacher on April 3, 2013...Acquired by the Senators from the St. Louis Blues for Ottawa's 2nd round selection in the 2013 NHL Draft on February 26, 2012...Selected by the Blues in the 3rd round, 85th overall, in the 2005 NHL Draft.





## BOYLE VS. THE NHL

	GP	G	A	P	PIM
ANA	11	0	0	0	6
ARI	10	2	2	4	12
BOS	17	0	2	2	16
BUF	16	1	0	1	6
CBV	9	3	2	5	13
CAR	18	1	3	4	19
CHI	6	0	1	1	0
COL	7	0	0	0	2
CBJ	8	1	0	1	2
DAL	8	0	0	0	2
DET	8	2	1	3	2
EDM	6	1	0	1	22
FLA	16	2	2	4	8
LAK	6	1	1	2	6
MIN	6	1	2	3	4
MTL	18	2	0	2	21
NSH	7	1	0	1	4
NJD	26	4	3	7	13
NYI	24	4	5	9	16
NYR	1	1	0	1	0
OTT	17	0	1	1	10
PHI	27	1	2	3	56
PIT	27	4	8	12	8
SJS	7	0	1	1	6
STL	9	1	0	1	4
TBL	17	2	3	5	18
TOR	16	6	2	8	4
VAN	6	1	1	2	9
WSH	20	6	5	11	14
WPG	17	4	1	5	10

POSITION Center

HEIGHT 6-6

WEIGHT 244

SHOOTS Left

ACQUIRED Signed as a free agent on July 1, 2014

BORN December 18, 1984 (Hingham, Massachusetts)

SEASON NHL - 8th, Lightning - 1st

## 2013-2014 SEASON

Skated in all 82 games with the Rangers, registering 6 goals and 18 points to go along with 56 penalty minutes...Notched his 100th career NHL point on 4/1 at VAN...Was 1 of 3 Rangers to skate in all 82 games during the regular season...**2014 Playoffs:** Appeared in all 25 postseason games with the Rangers, recording 3 goals and 8 points...Established playoff career-highs for assists (5) and points (7).

## CAREER

**2012-13 SEASON:** Played in 38 games with the Rangers, totaling 5 points and 29 penalty minutes... Led the Rangers in faceoff winning percentage (56.4%)... Skated in his 300th NHL game on 3/28, at OTT... Appeared in 11 postseason games with the Rangers, notching 5 points... Established a playoff career high for blocked shots (18)... Ranked 2nd on the Rangers for playoff hits (38)... **2011-12:** Played in all 82 games with the Rangers, recording 11 goals and a career high in assists (15)... Tied for 14th in the NHL in hits (236)... 1 of 7 Rangers who played in all 82 games... Appeared in 17 postseason games with the Rangers, recording 3 goals and 6 points to go along with 15 penalty minutes... Notched his 1st career playoff point with the game-winning goal on 4/12 vs. OTT in Game 1 of the Eastern Conference Quarterfinal... **2010-11:** Played in all 82 games with the Rangers, registering a career high in goals (21) and 35 points to go along with a career high in penalty minutes (74)... 1 of 4 Rangers to have played 82 games... Led the Rangers in shots (218)... Posted career highs with 3 points (1 goal, 2 assists) and a +3 rating vs. NYI on 12/27... Appeared in 5 postseason games with the Rangers... **2009-10:** Played in 71 games in his 1st year with the Rangers, recording 4 goals and 6 points to go along with 47 penalty minutes... Made his Rangers debut on 10/2 at PIT... Skated in his 100th NHL game on 3/7 vs. BUF... Tallied his 1st assist as a Ranger on 10/26 vs. PHX (Arizona)... **2008-09:** Played in 28 games with the Kings, scoring 4 goals and registering 5 points to go along with 42 penalty minutes... Played in 42 games with the AHL's Manchester Monarchs, recording 21 points to go along with 73 penalty minutes... **2007-08:** Played in 8 games with the Kings, registering 4 goals and 5 points to go along with 4 penalty minutes... Played in 70 games with the Monarchs, recording 31 goals and 87 points... Led Manchester and all AHL rookies with 31 goals... Notched 16 power play goals... Appeared in 16 postseason games with the Monarchs, registering 8 points... **Collegiate Career:** Skated in 159 career NCAA games over 4 seasons, all with Boston College, posting 65 goals and 140 points... **2006-07:** Played in 42 games with Boston College, recording 19 goals and 34 points to go along with 104 penalty minutes... Captained Boston College to the NCAA Championship Game, scoring the team's only goal... Established a career high with 53 points... Ranked 1st on the team in assists... **2005-06:** Played in 42 games with Boston College, registering 22 goals and 52 points to go along with 90 penalty minutes... Led Boston College to the NCAA Championship Game... Earned AHCA All-American Second Team honors... **2004-05:** Played in 40 games for Boston College, collecting 19 goals and 27 points... Gained Hockey East Tournament Most Valuable Player after tallying 4 goals and 2 assists in 4 games... **2003-04:** Played in 35 games for Boston College, registering 8 points and 36 penalty minutes.



# CAREER STATISTICS

			REGULAR SEASON										PLAYOFFS					
SEASON	TEAM	LEAGUE	GP	G	A	P	+/-	PIM	PPG	SHG	GWG	S		GP	G	A	P	PIM
2006-07	MANCHESTER	AHL	2	0	0	0	-	2	0	0	0	-		16	3	5	8	13
2007-08	LOS ANGELES	NHL	8	4	1	5	4	4	0	0	0	19		-	-	-	-	-
	MANCHESTER	AHL	70	31	31	62	-	87	16	1	0	-		-	-	-	-	-
2008-09	LOS ANGELES	NHL	28	4	1	5	-9	42	0	0	1	36		-	-	-	-	-
	MANCHESTER	AHL	42	10	11	21	-	73	6	1	0	-		-	-	-	-	-
2009-10	NY RANGERS	NHL	71	4	2	6	-6	47	0	0	1	73		-	-	-	-	-
2010-11	NY RANGERS	NHL	82	21	14	35	2	74	4	1	2	218		5	0	0	0	6
2011-12	NY RANGERS	NHL	82	11	15	26	2	59	0	0	2	165		17	3	3	6	15
2012-13	NY RANGERS	NHL	38	2	3	5	-13	29	0	0	1	165		11	3	2	5	2
2013-14	NY RANGERS	NHL	82	6	12	18	1	56	1	0	1	137		25	3	5	8	1
NHL TOTALS			391	52	48	100	-19	311	5	1	8	704		58	9	10	19	42

# NHL FIRSTS

Game: 2/2/08 at NJD  
Goal: 2/2/08 at NJD (Brodeur)  
Assist: 2/2/08 at NJD

# TRANSACTIONS

Signed as a free agent by Tampa Bay on 7/1/14 ... Traded to NY Rangers by Los Angeles for NY Rangers' 3rd round choice in 2010 Entry Draft, 6/27/09 ... Selected in the 1st round, 26th overall, at the 2003 NHL Entry Level Draft by the Los Angeles Kings.

# CAREER HIGHLIGHTS

**GOALS:**  
Game: 2 (3x, Last: 11/9/10 vs. WSH)  
Season: 21 (2010-11)  
Multi-Goal Games: 3  
In 2013-14: None  
Hat Tricks: None  
Streak: 2 (5x, Last: 1/4-1/6/14, 2g)  
In 2013-14: 2 (1/4-1/6/14, 2g)

**ASSISTS:**  
Game: 2 (3x, Last: 4/5/12 vs. PIT)  
Season: 15 (2011-12)  
Streak: 2 (7x, Last: 1/26-1/29/14, 2a)  
In 2013-14: 2 (2x, Last: 1/26-1/29/14, 2a)

**POINTS:**  
Game: 3 (12/27/10 vs. NYI, 1g-2a-3p)  
Season: 35 (2010-11)  
Multi-Point Games: 11  
In 2013-14: 1  
Streak: 4 (Last: 1/22/11-2/1/11, 2g-2a-4p)  
In 2013-14: 3 (Last: 1/26/14-1/31/14, 1g-2a-3p)

**SHOOTOUT STATISTICS:**  
Career: 0-2 (0.0%)  
In 2013-14: 0-0 (0.0%)

**MOST PIM IN A GAME:**  
4 (11/1/13 at CAR)

**MOST SHOTS IN A GAME:**  
5 (3/8/14 vs. BUF)





## BREWER VS. THE NHL

	GP	G	A	P	PIM
ANA	40	6	6	12	77
ARI	38	3	8	11	28
BOS	27	1	4	5	29
BUF	24	2	6	8	6
CGY	38	3	10	13	44
CAR	29	2	4	6	23
CHI	51	6	4	10	41
COL	39	3	12	15	18
CBJ	46	7	12	19	43
DAL	38	4	8	12	22
DET	50	3	7	10	28
EDM	18	3	3	6	12
FLA	32	1	6	7	14
LAK	36	5	5	10	23
MIN	40	1	10	11	26
MTL	28	1	6	7	18
NSH	53	2	10	12	29
NJD	20	1	6	7	16
NYI	20	1	2	3	19
NVR	25	1	5	6	16
OTT	30	3	4	7	18
PHI	26	2	3	5	24
PIT	21	1	1	2	18
SJS	38	1	8	9	30
STL	23	1	4	5	20
TBL	10	1	4	5	6
TOR	32	2	5	7	13
VAN	40	3	13	16	36
WSH	26	3	2	5	23
WPG	24	1	8	9	36

POSITION Defenseman

ACQUIRED From St. Louis in exchange for D Brock

HEIGHT 6-4

Beukeboom and a third-round pick at the

WEIGHT 212

2011 NHL Entry Draft on February 18, 2011

SHOOTS Left

BORN

April 17, 1979 (Vernon, British Columbia)

SEASON

NHL - 16th, Lightning - 5th

## 2013-2014 SEASON

Skated in 77 games with the Lightning, posting 4 goals and 17 points to go along with 59 penalty minutes...Recorded a plus or even rating in 60 of 77 games...Ranked 3rd on the Lightning with 139 hits...Notched a pair of goals for his 3rd career 2-goal game on Apr. 11 vs. CBJ...Skated in a season-best 24:57 TOI on Apr. 11 vs. CBJ...Recorded a season-best +3 rating and notched his 2nd goal of the season on Apr. 10 vs. PHI...Missed 3 games with an upper body injury from Dec. 23-29...Skated in his 900th career NHL game on Oct. 29 at NJD...Named an assistant captain on March 6...**2014 Playoffs:** Skated in all 4 playoff games with the Lightning, recording 3 shots on goal.

## CAREER

**2012-13 SEASON:** Played in all 48 games last season with the Lightning, recording four goals and 12 points to go along with 30 penalty minutes...Was 1 of 2 defensemen on the Bolts to record a game-winning goal...Ranked 1st on the team for blocked shots with 94 and was 2nd for hits with 88...Recorded an assist and tied his career-high with a plus-4 rating on 4/4 at CAR...Fired a season-high 5 shots on goal on 4/2 vs. FLA...Scored 2 goals in a game for the 2nd time in his career (3/7/04 at CHI) in the Lightning season opener on 1/19 vs. WSH...**2011-12:** Played in 82 games with the Lightning, posting 1 goal and 21 points to go along with 49 penalty minutes...Ranked tied for 1st among Lightning defensemen with 20 assists...Ranked 3rd on team defense in points...1 of 3 Lightning players to appear in all 82 games (Stamkos/Clark)...2nd time in his career skating in all 82 regular season games (St. Louis - 2006-07)...Led the Lightning with 23:16 time on ice and hits with 197...Ranked 2nd on the team with 178 blocked shots...Played in his 100th game with the Bolts on 3/31 vs. WPG...Appeared in his 800th career NHL game on 1/12 vs. CAR...**2010-11:** Appeared in 76 games, splitting time between the Blues and the Lightning...Began the season with STL, recording 8 goals and 14 points in 54 games...Set an individual single-game career-high with 17 penalty minutes on 10/11 vs. ANA...Scored his 1st goal and point of the season on 11/19 and went on to record a 2-game goal streak with his 2nd tally of the season the very next night on 11/20 vs. NJD...His 85 hits ranked 4th on the Blues...Traded to the Lightning on 2/18...At the time of his trade, he led all Blues defensemen with 8 goals...Played his 1st game as a member of the Lightning on 2/19 vs. FLA...Played 22 games for the Bolts, recording a goal and an assist...Scored his 1st goal as a member of the Lightning on 3/3 at BOS against Tim Thomas...Led the Lightning in average ice time per game with 21:34...Finished the season with 9 goals, which marked a NHL career-best...Finished the season ranked 2nd on the Bolts with a plus-5 rating...Recorded a plus-6 rating overall in 2010-11, which was the 2nd-highest mark of his career...Appeared in his 1st postseason since the 2003 Stanley Cup Playoffs with EDM...Recorded NHL playoff career-highs with 6 assists and 7 points...Tied a NHL postseason career-high for goals with 1...Also appeared in a NHL career-high 18 playoff games...Scored the 1st Lightning playoff goal of the 2011 postseason and the 1st since 2007 with a tally in Game 2 of the ECFQ at PIT...Had 1g-4a-5p in the ECFQ, including setting a single-game career-high in the postseason with 3 points in Game 2...Led team defensemen with 7 points and tied for the team lead among defensemen with 6 assists...Ranked 1st on the Lightning in average ice time per game with 25:36...Ranked 3rd among all postseason skaters with 51 blocked shots and was 15th among all playoff skaters with 43 hits...**2009-10:** Tied a career high and ranked 2nd among Blues defensemen with 8 goals as well and finished 2nd in shots with 84...Tied for 2nd on the team with 21:26 of ice time per game and 29.1 shifts per game...Blocked 3 or more shots in a game 16 times and blocked at least 1 in 42 of his 59 games played...Logged over 22 minutes of ice time in 20 of 59 games...Launched 3 or more shots on goal in 10 games and at least 1 in 46 of 59 overall...**2008-09:** Led the Blues with an average ice time of 25:07...Posted at least 1 blocked shot in 25 of 28 games...Skated in his 600th career NHL game on 10/18 vs. CHI...Scored his 1st goal of the season on 10/16 vs. DAL...Missed the majority of the season due to an upper body injury...**2007-08:** Was named the 19th captain in Blues history on 2/8...Ranked 1st on the team averaging 24:37 of ice-time per game...Was tied for 4th on the team with 91 penalty minutes...Posted a career-high 4 points (0g-4a-4p) on 2/17 vs. CBJ...**2006-07:** Tied a career high with 29 points (6g-23a-29p) while setting a career-high with 23 assists...Was 1 of 4 Blues to play in 82 games...Ranked 1st on the team, averaging 24:31 minutes per game...Ranked 1st on the team with 166 blocked shots...Set a career-high with 69 penalty minutes...Tallied his 100th career NHL assist, while skating in his 500th career NHL game on 3/1 at NYI...Posted a career high 3-point game (1g-2a-3p) on 1/16 at ANA...**2005-06:** Made his Blues debut on 10/5 at DET, notching his 1st goal as a Blue...Appeared in 32 games, collecting 9 points (6g-3a-9p) along with 45 penalty minutes...Underwent season-ending shoulder surgery on 1/26...Collected his 300th career NHL penalty minute on 12/28 at CHI...Tied a career-high with 15 penalty minutes on 1/19 at CBJ...Missed 50 games due to injury...**2003-04:** Did not play...**2003-04:** Tallied 25 points (7g-18a-25p) along with 67 penalty minutes in 77 games with the Oilers...Ranked 14th in the NHL and led Edmonton with an average of 24:39 minutes of ice time...Was tied for 4th on Edmonton with 10 power-play points (3g-7a-10p)...Registered 6 multiple-point games, all 2-point games...Posted a 3-game scoring streak from 3/12 to 3/16, notching 4 assists...Scored the overtime game-winner on 2/21 vs. VAN...Recorded his 100th career NHL point on 1/29 vs. CHI...Registered his 200th career NHL penalty minute on 10/16 vs. BUF...Played in his 400th career NHL game on 3/26 vs. LAK...**2002-03:** Ranked 1st among Oilers defensemen and was 10th on the team with 29 points (8-21-29)...Posted career-highs in all offensive categories...Appeared in his 1st career NHL All-Star Game for the Western Conference on 2/2 at FLA...**2001-02:** Notched 25 points (7-18-25) in 81 games for the Oilers...Ranked 2nd on EDM, averaging 23:55 minutes of ice time...Ranked 2nd on the team in hits, finished 3rd on the team in blocked shots and was 5th on the team in shots on goal...**2000-01:** Tallied 21 points (7-14-21) along with 13 penalty minutes in 77 games played...Was tied for 1st on the Oilers, posting a plus-15 rating...Ranked 2nd on the team with 162 hits and was 5th with 91 blocked shots...**1999-2000:** Split the season with NYI and the Lowell Lock Monsters of the AHL...Registered a pair of assists in 26 games with the Islanders...Notched 4 points (2-2-4) in 25 matches with Lowell...**1998-99:** Made his NHL debut with NYI on 10/10 vs. PIT...Tallied 11 points (5-6-11) along with 32 penalty minutes, skating in 63 games... Averaged 15:30 minutes of ice time per game.



# CAREER STATISTICS

SEASON	TEAM	LEAGUE	REGULAR SEASON											PLAYOFFS				
			GP	G	A	P	+/-	PIM	PPG	SHG	GWG	S		GP	G	A	P	PIM
1995-96	PRINCE GEORGE	WHL	63	4	10	14	-	25	-	-	-	-	-	-	-	-	-	-
1996-97	PRINCE GEORGE	WHL	71	5	24	29	-	81	-	-	-	-	-	15	2	4	6	16
1997-98	PRINCE GEORGE	WHL	34	5	28	33	-	45	-	-	-	-	-	11	4	2	6	19
	CANADA	WJC-A	7	0	2	2	-	8	-	-	-	-	-	-	-	-	-	-
1998-99	NY ISLANDERS	NHL	63	5	6	11	-14	32	2	0	0	63	-	-	-	-	-	-
1999-00	NY ISLANDERS	NHL	26	0	2	2	-11	20	0	0	0	30	-	-	-	-	-	-
	LOWELL	AHL	25	2	2	4	-	26	1	0	0	35	7	0	0	0	0	2
2000-01	EDMONTON	NHL	77	7	14	21	15	53	2	0	2	91	6	1	5	6	2	0
	CANADA	WC-A	7	0	2	2	-	6	-	-	-	-	-	-	-	-	-	-
2001-02	EDMONTON	NHL	81	7	18	25	-5	45	6	0	2	165	-	-	-	-	-	-
	CANADA	OLYMP.	6	2	0	2	-	0	-	-	-	-	-	-	-	-	-	-
2002-03	CANADA	WC-A	7	2	3	5	-	4	-	-	-	-	-	-	-	-	-	-
	EDMONTON	NHL	80	8	21	29	-11	45	1	0	1	147	6	1	3	4	6	6
2003-04	CANADA	WC-A	9	1	2	3	-	8	-	-	-	-	-	-	-	-	-	-
	EDMONTON	NHL	77	7	18	25	-6	67	3	0	1	135	-	-	-	-	-	-
2004-05	CANADA	WC-A	9	1	1	2	-	6	-	-	-	-	-	-	-	-	-	-
	CANADA	W-CUP	6	1	3	4	-	4	-	-	-	-	-	-	-	-	-	-
2005-06	ST. LOUIS	NHL	32	6	3	9	-17	45	1	0	1	64	-	-	-	-	-	-
2006-07	ST. LOUIS	NHL	82	6	23	29	-10	69	2	0	1	111	-	-	-	-	-	-
	CANADA	WC-A	9	1	3	4	-	6	-	-	-	-	-	-	-	-	-	-
2007-08	ST. LOUIS	NHL	77	1	21	22	-18	91	0	0	0	101	-	-	-	-	-	-
2008-09	ST. LOUIS	NHL	28	1	5	6	-14	24	1	0	0	49	-	-	-	-	-	-
2009-10	ST. LOUIS	NHL	59	8	7	15	-17	46	0	0	0	84	-	-	-	-	-	-
2010-11	ST. LOUIS	NHL	54	8	6	14	1	57	0	0	1	86	-	-	-	-	-	-
2011-12	TAMPA BAY	NHL	22	1	1	2	5	24	0	0	0	24	18	1	6	7	14	14
2012-13	TAMPA BAY	NHL	82	1	20	21	-5	49	0	0	0	83	-	-	-	-	-	-
2013-14	TAMPA BAY	NHL	48	4	8	12	3	30	1	0	1	56	-	-	-	-	-	-
2013-14	TAMPA BAY	NHL	77	4	13	17	10	59	0	0	2	83	4	0	0	0	0	0
TAMPA BAY TOTALS			229	10	42	52	13	162	1	0	3	246	22	1	6	7	14	14
NHL TOTALS			956	74	186	260	-94	756	19	0	12	1372	34	3	14	17	22	22

# NHL AND LIGHTNING FIRSTS    TRANSACTIONS

**GAME:** NHL - 10/10/98 vs. PIT  
Lightning - 2/19/11 vs. FLA  
**GOAL:** NHL - 11/5/98 vs. CAR (Kidd)  
Lightning - 3/3/11 at BOS (Thomas)  
**ASSIST:** NHL - 11/21/98 at NSH  
Lightning - 4/2/11 at MIN

Signed by Tampa Bay to a 4 year contract on June 24, 2011...Acquired by Tampa Bay from St. Louis in exchange for Brock Boesl and a 3rd round selection at the 2011 NHL Entry Draft on February 18, 2011...Acquired by St. Louis with Jeff Woywitka and Doug Lynch from Edmonton in exchange for Chris Pronger on August 3, 2005...Acquired by Edmonton with Josh Green and a 2nd round selection at the 2000 NHL Entry Draft from the NY Islanders in exchange for Roman Hamrik on June 24, 2000...Originally selected by the NY Islanders in the 1st round, 5th overall, at the 1997 NHL Entry Draft.

# CAREER HIGHLIGHTS

**GOALS:**  
Game: 2 (3x, last - 4/11/14 vs. CBJ)  
Season: 9 (2010-11)  
Multi-Goal Games: 3  
In 2013-14: 1  
Hat Tricks: None  
Streak: 2 (6x, last - 4/10-4/11/14, 2g)  
In 2013-14: 2 (4/10-4/11/14, 2g)  
  
**ASSISTS:**  
Game: 4 (2/17/08 vs. CBJ)  
Season: 23 (2006-07)  
Streak: 3 (5x, last - (3/6-3/10/07; 3a)  
In 2013-14: 2 (3/6-3/10/14; 2a)  
  
**POINTS:**  
Game: 4 (2/17/08 vs. CBJ)  
Season: 29 (2x, last - 2006-07)  
Multi-Point Games: 25  
In 2013-14: 1 (last - 4/11/14 vs. CBJ)  
Streak: 3 (10x, last - 12/15- 12/17/11; 1g- 2a)  
In 2013-14: 2 (3x, Last: 4/10-4/11/14, 2g)

**SHOOTOUT STATISTICS:**  
Career: 0-0 (00.0%)  
In 2013-14: 0-0 (00.0%)

**MOST PIM IN A GAME:**  
17 (10/11/10 vs. ANA)

**MOST SHOTS IN A GAME:**  
8 (2/20/07 vs. CBJ)





23



## BROWN VS. THE NHL

	GP	G	A	P	PIM
ANA	2	0	1	1	0
ARI	2	1	0	1	0
BOS	1	0	0	0	0
BUF	2	0	1	1	0
CGY	2	0	0	0	0
CAR	2	0	0	0	0
CHI	0	0	0	0	0
COL	2	0	1	1	0
CBJ	3	0	0	0	0
DAL	2	0	0	0	0
DET	4	1	2	3	0
EDM	1	0	0	0	0
FLA	2	2	0	2	0
LAK	1	0	0	0	0
MIN	1	0	0	0	0
MTL	5	0	2	2	0
NSH	2	0	0	0	2
NJD	2	0	1	1	2
NYI	3	0	1	1	0
NYR	3	0	1	1	0
OTT	5	0	2	2	0
PHI	3	0	0	0	0
PIT	2	0	0	0	0
SJS	2	0	1	1	0
STL	1	0	0	0	0
TBL	0	0	0	0	0
TOR	5	0	0	0	2
VAN	2	0	1	1	0
WSH	3	0	1	1	0
WPG	3	0	1	1	0

## J.T. BROWN

POSITION Right Wing

HEIGHT 5-10

WEIGHT 172

SHOOTS Right

ACQUIRED Signed as a free agent on March 28, 2012

BORN July 2, 1990 (Rosemount, Minnesota)

SEASON NHL - 3rd, Lightning - 3rd

## 2013-2014 SEASON

Skated in 63 games with the Lightning, posting 4 goals and 15 points to go along with 6 penalty minutes...Set career highs this season for games played, goals, assists (15) and points (19)...Recorded his 1st career 2-goal game on Dec. 23 at FLA... Scored 1st career NHL goal on Nov. 16 at PHX (Mike Smith)...Skated in 13 games with the Syracuse Crunch, tallying 4 goals and 6 assists...**2014 Playoffs:** Appeared in 4 postseason games, collecting 2 assists...Made his Stanley Cup playoffs debut in Game 1 vs. MTL on 4/16.

## CAREER

**2012-13 SEASON:** Skated in 51 games for Syracuse totaling 10 goals and 18 assists...Was 1 of 10 players to record double-digit goals with 10...Ranked 2nd on the Crunch for rookie scoring...Scored his 1st AHL/pro goal on 10/19 at Albany... Appeared in 18 postseason games with the Crunch, nothing 4 goals and 9 points to go along with 18 penalty minutes... Ranked 6th on Syracuse with 4 playoff goals...**2011-12:** Played in 5 games with the Lightning, posting an assist and a plus-2 rating...Recorded his 1st career NHL point (assist) on 4/7 at WPG...Made his NHL debut 3/31 vs. WPG...Skated in 39 games with the University of Minnesota-Duluth, registering 24 goals and 47 points to go along with 59 penalty minutes...Ranked 1st on UM-Duluth in goals and 3rd in points...Ranked 6th (tie) in the Western Collegiate Hockey Association in points... Named to the AII-WCHA First Team...**2010-11:** Played in 42 games with UM-Duluth, collecting 16 goals and 37 points to go along with 50 penalty minutes...Ranked 4th on the club in points and goals...Won the 2011 Frozen Four Championship as a member of the Bulldogs and was named the tournament's Most Outstanding Player...Named to the 2010-11 WCHA All-Rookie Team...**Collegiate Career:** Appeared in 81 career games at UM-Duluth, recording 40 goals and 84 points...**International Career:** Participated in the 2012 World Championships in Finland/Sweden as a member of Team USA, tallying a goal and 2 points in 6 games...Scored his lone goal of the tournament against Kazakhstan on 5/11.



# CAREER STATISTICS

SEASON	TEAM	LEAGUE	REGULAR SEASON											PLAYOFFS					
			GP	G	A	P	+/-	PIM	PPG	SHG	GWG	S		GP	G	A	P	PIM	
2010-11	U. MINN-DULUTH	WCHA	42	16	21	37	-	50	-	-	-	-	-	-	-	-	-	-	-
2011-12	U. MINN-DULUTH	WCHA	39	24	23	47	-	59	-	-	-	-	-	-	-	-	-	-	-
	TAMPA BAY	NHL	5	0	1	1	2	0	0	0	0	13	-	-	-	-	-	-	-
2012-13	SYRACUSE	AHL	51	10	18	28	-	27	-	-	-	-	-	18	4	5	9	18	18
2013-14	SYRACUSE	AHL	13	4	6	10	-	24	-	-	0	-	-	-	-	-	-	-	-
	TAMPA BAY	NHL	63	4	15	19	-9	6	0	0	0	113	-	4	0	2	2	0	0
NHL TOTALS			68	4	16	20	-7	6	0	0	0	126	-	4	0	2	2	0	0

## NHL FIRSTS

Game: 3/31/12 vs. WPG  
Goal: 11/16/13 at PHX (Smith)  
Assist: 4/7/13 at WPG

## TRANSACTIONS

Signed by Tampa Bay as a free agent on March 28, 2012

## CAREER HIGHLIGHTS

**GOALS:**  
Game: 2 (12/23/13 at FLA)  
Season: 2 (12/23/13 at FLA)  
Multi-Goal Games: 1  
In 2013-14: 1  
Hat Tricks: None  
Streak: None  
In 2013-14: None

**ASSISTS:**  
Game: 2 (12/23/13 at FLA)  
Season: 15 (2013-14)  
Streak: 2 (2x, Last: 3/15-3/17/14, 2a)  
In 2013-14: 2 (2x, Last: 3/15-3/17/14, 2a)

**POINTS:**  
Game: 2 (12/23/13 at FLA, 2g)  
Season: 4 (2013-14)  
Multi-Point Games: 1  
In 2013-14: 1  
Streak: 2 (2x, Last: 3/15-3/17/14, 2a)  
In 2013-14: 2 (2x, Last: 3/15-3/17/14, 2a)

**SHOOTOUT STATISTICS:**  
Career: 0-0 (0.0%)  
In 2013-14: 0-0 (0.0%)

**MOST PIM IN A GAME:**  
2 (3x, Last: 3/15/14 vs. NJD)

**MOST SHOTS IN A GAME:**  
6 (2x, Last: 12/23/13 at FLA)





## CALLAHAN VS. THE NHL

	GP	G	A	P	PIM
ANA	9	1	3	4	7
ARI	6	0	3	3	0
BOS	26	5	9	14	9
BUF	26	9	5	14	6
CGY	6	0	1	1	4
CAR	18	7	5	12	15
CHI	8	0	4	4	13
COL	7	3	1	4	2
CBJ	7	1	2	3	0
DAL	7	2	1	3	4
DET	6	2	0	2	2
EDM	5	1	2	3	0
FLA	22	4	8	12	16
LAK	8	2	2	4	2
MIN	6	0	0	0	0
MTL	24	8	4	12	17
NSH	6	3	1	4	2
NJD	32	10	14	24	25
NYI	38	9	15	24	37
NYR	0	0	0	0	0
OTT	26	6	3	9	10
PHI	35	15	10	25	14
PII	37	10	7	17	42
SJS	6	5	2	7	4
STL	7	3	2	5	4
TBL	17	5	4	9	6
TOR	23	4	3	7	16
VAN	6	1	1	2	0
WSH	25	11	7	18	10
WPG	21	11	8	19	9

POSITION Right Wing

HEIGHT 5-11

WEIGHT 190

SHOOTS Right

ACQUIRED In a trade from NY Rangers on March 4, 2014

BORN March 21, 1985 (Rochester, New York)

SEASON NHL - 9th, Lightning - 2nd

## 2013-2014 SEASON

Skated in 20 games with the Lightning this season, posting 6 goals and 11 points to go along with 8 penalty minutes...Registered a point in 10 of his first 15 games as a Bolt...Scored his 1st Lightning goal on March 13 vs. FLA...Tallied his 1st point (assist) as a Bolt on March 8 vs. BOS...Traded by the NY Rangers to the Lightning on March 4 in exchange for Martin St. Louis...Skated in 6 games with Team USA at the 2014 Winter Olympics in Sochi, Russia, recording 1 assist...Recorded a season-high 5-game point streak from Oct. 12 through Nov. 7 (5 goals, 2 assists)...**2014 Playoffs:** Skated in all 4 Lightning postseason games against the Montreal Canadiens, posting 5 shots.

## CAREER

**2012-13 SEASON:** Played in 45 games with the NY Rangers, leading the team for hits (154) and power play goals (6), ranked 3rd on the team for goals (16), and 4th for points (31)...Ranked 11th in the NHL for hits, tied for 19th in power play goals, and led NHL forwards in blocked shots (66)...Tied his career-high with a Rangers' season-high, 7-game point streak to end the season (5 goals, 6 assists over the span)...Registered his 200th career NHL point with the game-winning goal, while on the power play, on 1/29 vs. PHI...Appeared in 12 postseason games with the New York Rangers, leading the team and ranked 8th in the NHL in playoff hits (64)...Ranked 3rd on the team and led all forwards in the NHL in playoff blocked shots (23) and average ice time (23:22)...**2011-12:** Played in 76 games for the NY Rangers and was named the 26th captain in franchise history on 9/12...Established career-highs in goals (29), points (54), penalty minutes (61), blocked shots (88), power play goals (13), shorthanded points (3), and overtime goals (2), and tied a career-high in assists (25)...Tied the franchise record, and tied for 4th in the NHL this season, with a career-high, 9 game-winning goals...Ranked 3rd among NHL forwards in blocked shots (88), tied for 5th in hits (271) and tied for 5th in power play goals (13)...Plus-minus rating (plus-2) and 4th in points...Appeared in 20 postseason games with the NY Rangers and led all NHL forwards in average ice time (23:32) during the playoffs...Totalled 10 playoff points...**2010-11:** Played in 60 games for the NY Rangers and served as Alternate Captain for the 2nd consecutive season...Established career-highs in assists (25)...Led the team in power play goals (10) and game-winning goals (5), ranked 2nd in goals (23) and power play points (15), tied for 2nd in points (48), ranked 2nd on the team and 15th in the NHL with 224 hits, and 5th among league forwards with 77 blocked shot...Notched his 1st career hat trick with 4 goals, including 2 on the power play, added an assist for a career-high, 5 points, and registered 5 shots and a plus-3 rating in a 7-0 win vs. PHI on 3/6; reached the 20-goal mark for the 2nd time in his career...**2009-10:** Played in 77 games for the NY Rangers and was named Alternate Captain on 10/2...Registered 19 goals and 37 points on the season...Ranked 3rd in the NHL in hits (285) and 4th among forwards in blocked shots (81)...Ranked 2nd on the team in shots (204), 4th in goals and road points (15), 5th in home points (22), and tied for 2nd in road goals (9) and 4th in points...The Rangers posted a record of 16-6-2 when he registered a point...Skated in his 200th career NHL game on 1/25 vs. PIT...**2008-09:** Played in 81 games for the NY Rangers, registering 22 goals and 40 points...Established career-highs in shots (237)...Led the team and ranked 4th in the NHL with 265 hits...Skated in his 100th NHL contest on 12/16 at ANA...Appeared in 7 postseason games with the NY Rangers, registering 2 goals...**2007-08:** Played in 52 games with the NY Rangers, registering 13 points...Ranked 4th in the NHL among rookies with 139 hits...Appeared in 10 postseason games with the NY Rangers, registering 2 goals...Skated in 11 games with Hartford of the AHL, registering 7 goals and 8 assists for 15 points, along with 27 penalty minutes...**2006-07:** Played in 14 games with the NY Rangers and registered his first career NHL assist on 3/21 vs. PHI...Tallied 2 goals, including his 1st career NHL goal/point, and recorded a team-high, 7 shots on goal along with a plus-2 rating on 3/17 vs. BOS...Made his NHL debut on 12/1 at BUF...Appeared in 10 postseason games with the NY Rangers, ranking 2nd on the team in post-season hits (25)...Tallied his 1st 2 career NHL playoff goals, on 4/17 vs. ATL...Appeared in 60 games with Hartford of the AHL, registering 55 points...Named to the 2006-07 AHL All-Rookie Team...Led the Wolf Pack in goals (35) at the time of his recall on 3/15...His 8-game goal scoring streak was the 2nd-longest in the AHL that season...Registered his 1st pro point with an assist on 10/14 at Lowell...Made AHL debut on 10/7 vs. Springfield.

**International Career:** 2010: Representative for Team USA at the Winter Olympics in Vancouver, tallying the primary assist on a game-winning goal on 2/28 vs. Norway...Appeared in 6 games, helping Team USA to a Silver medal...2007: Representative for Team USA at the World Championships in Moscow...2005: Representative for Team USA at the IIHF (U-20) World Junior Championships, appearing in 5 games, collecting 1 goal and 2 assists. **Junior Career:** 2005-06: Appeared in 62 games for Guelph, leading the team in goals (52), points (84), and plus/minus (plus-29)...His 52 goals ranked fourth in the OHL...Won the Leo Lalonde Memorial Trophy as the OHL's Top Overall Player...Finished in the top 3 for the "Smartest Player," "Most Dangerous in the Goal Area" and the "Best Defensive Forward"...Served as Team Captain...Represented the Western Conference in the OHL All-Star Classic, notching a goal in the contest...Appeared in 13 postseason games with Guelph, totaling 24 points...2004-05: Appeared in 60 games for Guelph, ranking 1st on the team with 28 goals and 54 points...Served as Team Captain...Appeared in 4 postseason games with Guelph, totaling 2 points...2003-04: Appeared in 68 games for Guelph, leading the team with 13 power play goals...Appeared in 22 postseason games with Guelph, tying for 2nd on the team with 21 post-season points...Led the team in playoff goals (13)...2002-2003: Made his OHL debut on 9/20 at Kingston...Registered his 1st career point with a goal on 10/6 vs. London...Appeared in 11 postseason games with Guelph, registering 3 points.





# CAREER STATISTICS

REGULAR SEASON														PLAYOFFS				
SEASON	TEAM	LEAGUE	GP	G	A	P	+/-	PIM	PPG	SHG	GWG	S		GP	G	A	P	PIM
2002-03	GUELPH	OHL	59	14	17	31	-	47	4	1	0	-		11	0	3	3	2
2003-04	GUELPH	OHL	68	36	32	68	-	86	13	1	0	-		22	13	8	21	20
2004-05	GUELPH	OHL	60	28	26	54	-	108	9	3	0	-		4	1	1	2	6
2005-06	GUELPH	OHL	62	52	32	84	-	126	21	5	0	-		13	7	17	24	20
2006-07	NY RANGERS	NHL	14	4	2	6	5	9	0	0	1	40		10	2	1	3	6
	HARTFORD	AHL	60	35	20	55	-	74	15	4	4	-		-	-	-	-	-
2007-08	NY RANGERS	NHL	52	8	5	13	7	31	0	1	1	92		10	2	2	4	10
	HARTFORD	AHL	11	7	8	15	-	27	3	0	0	-		-	-	-	-	-
2008-09	NY RANGERS	NHL	81	22	18	40	7	45	2	1	1	237		7	2	0	2	4
2009-10	NY RANGERS	NHL	77	19	18	37	-12	48	9	0	3	204		-	-	-	-	-
2010-11	NY RANGERS	NHL	60	23	25	48	-7	46	10	0	5	179		-	-	-	-	-
2011-12	NY RANGERS	NHL	76	29	25	54	-8	61	13	1	9	235		20	6	4	10	12
2012-13	NY RANGERS	NHL	45	16	15	31	9	12	6	2	4	144		12	2	3	5	6
2013-14	NY RANGERS	NHL	45	11	14	25	-3	16	4	1	2	109		-	-	-	-	-
2013-14	TAMPA BAY	NHL	20	6	5	11	4	8	3	0	1	54		4	0	0	0	0
TAMPA BAY TOTALS			20	6	5	11	4	8	3	0	1	54		4	0	0	0	0
NHL TOTALS			470	138	127	265	2	276	47	6	27	1294		63	14	10	24	38

# NHL AND LIGHTNING FIRSTS

- Game: NHL - 12/1/06 at BUF  
Lightning - 3/6/14 vs. BUF
- Goal: NHL - 3/17/07 vs. BOS (Thomas)  
Lightning - 3/13/14 vs. FLA (Ellis)
- Assist: NHL - 3/7/07 vs. BOS  
Lightning - 3/8/14 vs. BOS

# TRANSACTIONS

Signed a 6 year contract extension with the Lightning on 6/25...Traded to Tampa Bay from NY Rangers along with 2 1stround draft selections in exchange for Martin St. Louis on 3/4/14... NY Rangers 4th round choice, 127th overall, in the 2004 NHL Entry Draft.

# CAREER HIGHLIGHTS

- GOALS:  
Game: 4 (3/6/11 vs. PHI)  
Season: 29 (2011-12)  
Multi-Goal Games: 17  
In 2013-14: 3  
Hat Tricks: 2 (Last: 2/11/12 at PHI)  
Streak: 4 (2x, Last: 2/9/12-2/14/12, 6g)  
In 2013-14: 2 (2x, Last: 3/27/14-3/29/14, 3g)
- ASSISTS:  
Game: 3 (3/11/11 at WSH)  
Season: 25 (2x, Last: 2011-12)  
Streak: 5 (10/21/10-10/29/10, 5a)  
In 2013-14: 3 (1/4/14-1/8/14, 3a)
- POINTS:  
Game: 5 (3/6/11 vs. PHI, 4g-1a-5p)  
Season: 54 (2011-12)  
Multi-Point Games: 50  
In 2013-14: 5  
Streak: 7 (2x, Last - 12/23/11-1/6/12, 2g-6a-8p)  
In 2013-14: 5 (10/12/11-11/7/13, 5g-2a-7p)

- SHOOTOUT STATISTICS:  
Career: 1-5 (20.0%)  
In 2013-14: 0-3 (00.0%)

MOST PIM IN A GAME:  
15 (11/28/09 at PIT)

MOST SHOTS IN A GAME:  
11 (10/7/11 at LAK)





## CARLE VS. THE NHL

	GP	G	A	P	PIM
ANA	20	0	8	8	14
ARI	23	4	4	8	12
BOS	24	0	4	4	6
BUF	25	0	7	7	6
CGY	14	1	7	8	0
CAR	24	2	11	13	8
CHI	13	1	6	7	4
COL	15	0	4	4	2
CBJ	13	1	4	5	4
DAL	22	1	8	9	4
DET	17	0	6	6	4
EDM	11	1	3	4	2
FLA	26	1	11	12	10
LAK	24	1	9	10	10
MIN	14	1	4	5	8
MTL	22	1	9	10	10
NSH	14	2	5	7	2
NJD	30	3	11	14	8
NYI	31	4	7	11	8
NYR	34	2	9	11	13
OTT	24	3	5	8	8
PHI	8	0	2	2	2
PIT	30	2	17	19	16
SJS	7	0	3	3	0
STL	13	3	3	6	4
TBL	16	1	5	6	8
TOR	25	2	10	12	6
VAN	15	1	6	7	10
WSH	24	1	6	17	4
WPG	23	0	12	12	6

POSITION Defenseman

ACQUIRED Signed as a free agent on July 4, 2012

HEIGHT 6-0

BORN September 25, 1984 (Anchorage, Alaska)

WEIGHT 200

SEASON NHL - 11th, Lightning - 4th

SHOOTS Left

## 2013-2014 SEASON

Skated in 82 games with the Lightning, posting 2 goals and 31 points to go along with 28 penalty minutes...1 of 3 players to skate in all 82 games this season for the Lightning...Ranked 2nd on the Lightning defense for points with 31...Ranked 1st on the Bolts with 161 blocked shots and was 2nd for average TOI (22:11)...Recorded a career-high 7-game point/assist streak from Jan. 1-13 (9 assists)...Set a Lightning franchise record with a +6 rating on Jan. 11 at PHL...Named an assistant captain at the beginning of the season...**2014 Playoffs:** Skated in all 4 Lightning postseason games, notching a goal.

## CAREER

**2012-13 SEASON:** Played in all 48 games with the Lightning, collecting 5 goals and 22 points to go along with 4 penalty minutes...1 of 5 Lightning players to skate in all 48 games during the season...Ranked 1st among Lightning blueliners for goals, assists (17) and points...Led the Lightning in average time on ice (23:44)...Ranked 2nd on the club for blocked shots with 87...Posted a point in 9 of the final 15 games of the season, registering 2 goals and 9 assists during that stretch...Recorded a career-high 5-game point streak from 3/29 through 4/7 (1 goal, 6 assists)...Skated in a Lightning season-high 30:06 TOI on 3/18 vs. PHL...Represented the USA in the 2013 IIHF World Championships and helped them win the Bronze Medal...**2011-12:** Played in 82 games for the second consecutive season with the Philadelphia Flyers, posting 4 goals and 38 points to go along with a career-high 36 penalty minutes...Led the Flyers with 23:01 time on ice per game...1 of 3 Flyers to skate in all 82 games...Recorded his 100th assist as a Flyer on 1/22 vs. BOS...Recorded 3 assists and a +2 rating on 12/15 at MTL...Notched a season-high 4-game point streak (12/8-12/15, 1 goal, 6 assists)...Recorded 1st point (assist) of the season on 10/8 at NJD...**2012 Playoffs:** Skated in 11 postseason games, tallying 2 goals and 6 points...Ranked 1st on the Flyers defense in playoff goals, assists (4) and points...**2010-11:** Played in all 82 games for the 1st time in his career with the Flyers, tallying a goal and career-high 39 assists for 40 points...Recorded a career-high and ranked 1st (tie) on Philadelphia with a +30 rating...Led all Flyer defensemen and ranked 3rd on the team in assists...Ranked 3rd on the Flyers in average TOI (21:59)...Ranked tied for 5th in the NHL in plus/minus...Led all NHL defensemen with 37 even strength assists...Played in his 200th game as a Flyer on 2/15 at TBL...Scored lone goal of the season on 12/5 at NYL...Recorded 100th career NHL assist on 10/21 at ANA...**2011 Playoffs:** Appeared in 11 games with the Flyers, collecting 4 assists and 2 penalty minutes...**2009-10:** Played in 80 games with the Flyers, recording 6 goals and 35 points with 16 penalty minutes...Recipient of the Pelle Lindbergh Memorial Trophy as the Flyer who has most improved from the previous season, as voted by his teammates...Ranked 2nd on the Flyers with a +19 rating and average ice time (23:23)...Scored the game-tying goal on 4/11 vs. NVR to force overtime and an eventual shootout in final regular season game, which the Flyers won to clinch a playoff berth...Missed 2 games with a bruised foot...Played in his 300th career NHL game on 3/23 at OTT...Registered 4 assists in the 2nd period on 10/6 vs. WSH to set a Flyers record for most assists in a period by a defenseman, tying the NHL mark (last time occurred - Rob Blake, 2nd period, LAK vs. CGY on 1/29/98)...Played in his 100th game as a Flyer on 12/23 at TBL...Set a career-high in time on ice (32:03) on 10/10 vs. ANA...Recorded a 4-game point streak (10/3-10/10, 1 goal, 7 assists)...His goal on 10/31 vs. CAR was his 100th NHL point...**2010 Playoffs:** Appeared in 23 playoff games, tallying a goal and 13 points...1st Flyer to have 4 assists in a playoff game since 2000 (Recchi)...1st Flyer defenseman and 2nd Flyer player to ever record a +5 rating in a playoff game...**2008-09:** Split the season between the Flyers and Lightning...Began the season with Tampa Bay, recording a goal and 2 points before being traded to Philadelphia on 11/7...Skated in 64 games with the Flyers, notching 4 goals and 24 points with 16 penalty minutes...Established a career-high with 2 game-winning goals...Ranked 2nd on Philadelphia in blocked shots with 142 and 2nd on team defense with 5 goals...Missed 5 games (12/2-12/11) with a lower body injury...Recorded the game-winning goal, his 1st goal as a Flyer, on 11/26 at CAR...**2009 Playoffs:** Played in 6 playoff games with Philadelphia, registering 3 assists and 4 penalty minutes...Ranked tied for 2nd on the Flyers with 3 assists...**2007-08:** Played in 62 games with the San Jose Sharks, tallying 2 goals and 15 points with 26 penalty minutes...Signed a 4-year contract extension with the Sharks on 11/21...**2008 Playoffs:** Played in 11 postseason games with San Jose, recording 1 assist and 4 penalty minutes...**2006-07:** Played in 77 games in his 1st full NHL season, registering career-highs in goals (11), points (42) and power play goals (8)...Led all Shark defensemen in goals, assists, points and power play goals...Named to the NHL All-Rookie Team...Notched a season-high 5-game point streak (2/24-3/4, 2 goals, 4 assists)...1st among rookie defensemen and tied for 6th among all NHL rookies in points...Ranked 4th in power play goals (8), power play goals (8) and power play assists (16) among all NHL rookies...Set Sharks record for a single season in goals by a rookie defenseman (11) and power play goals by a defenseman...Selected to the Western Conference Team for the YoungStars Game...His 12 points in October were the 3rd most in NHL history by a rookie defenseman (Rob Blake in 1990 with 14 points & Brian Leetch in 1988 with 13 points)...**2007 Playoffs:** Made his NHL playoff debut, posting 3 assists in 11 games with the Sharks...**2005-06:** Played in 12 games with San Jose following his collegiate career, collecting 3 goals and 6 points with 14 penalty minutes...Scored a goal in his NHL debut on 3/25 at MIN...Signed NHL contract on 3/19...**Collegiate Career:** Played 3 seasons for the University of Denver Pioneers of the WCHA (2003-06), recording 29 goals and 122 points with 159 penalty minutes in 112 games...Is Denver's all-time leading scorer among defensemen, tied for 2nd among defensemen in assists and 8th among defensemen in goals...Won the Hobey Baker Award in 2006 (1st Denver player to win award)...Named to the WCHA First All-Star Team, to the NCAA West First All-Star Team and WCHA Player of the Year in 2006...**2005-06:** Played in 39 games with the Pioneers, collecting 11 goals and 53 points with 58 penalty minutes...Ranked tied for 1st on Denver in points and 1st in assists (42)...Led all NCAA players in assists and tied for 5th in points...Led all NCAA defenseman in goals...**2004-05:** Played in 43 games with Denver, collecting a college-high 13 goals and 44 points...Led all Pioneer defensemen in goals, assists and points...Ranked tied for 2nd on Denver in assists...Helped Denver win their 2nd consecutive NCAA Championship and was named to the NCAA All-Tournament team...Led WCHA defensemen in scoring and finished 2nd in the nation in points per game by a defenseman...Named to the WCHA First All-Star Team and NCAA West First All-Star Team...**2003-04:** Played 1st college season for Denver, posting 5 goals and 26 points in 30 games...Ranked 2nd on the Pioneers defense in assists with 21...Ranked tied for 6th among WCHA defensemen in scoring and was tied for 5th among all WCHA freshmen scorers...**International:** Skated in 10 games with Team USA at the 2013 IIHF World Championships, recording 2 assists...Won a bronze medal with Team USA...Played in 6 games for Team USA at the IIHF World Championships in 2004 in the Czech Republic, recording a goal and 4 penalty minutes...Won the Bronze Medal with Team USA with a 1-0 shootout win over Slovakia...Became 1st American-born player to capture World Junior and NCAA Championships in the same season...Captured the Gold Medal with Team USA at the World Under 18 Championships in 2002.



# CAREER STATISTICS

SEASON	TEAM	LEAGUE	REGULAR SEASON										PLAYOFFS				
			GP	G	A	P	+/-	PIM	PPG	SHG	GWG	S	GP	G	A	P	PIM
2002-03	RIVER CITY	USHL	59	12	30	42	26	98	-	-	-	-	11	2	2	4	20
2003-04	U. OF DENVER	NCAA	30	5	21	26	-	33	-	-	-	-	-	-	-	-	-
2004-05	U. OF DENVER	NCAA	43	13	31	44	-	68	-	-	-	-	-	-	-	-	-
2005-06	U. OF DENVER	NCAA	39	11	42	53	21	58	-	-	-	-	-	-	-	-	-
	SAN JOSE	NHL	12	3	3	6	-2	14	2	0	1	11	11	0	3	3	4
2006-07	SAN JOSE	NHL	77	11	31	42	9	30	8	0	1	111	11	2	3	5	0
	WORCESTER	AHL	3	0	2	2	-	0	-	-	-	-	-	-	-	-	-
2007-08	SAN JOSE	NHL	62	2	13	15	-8	26	2	0	1	63	11	0	1	1	4
2008-09	TAMPA BAY	NHL	12	1	1	2	1	6	0	0	0	13	-	-	-	-	-
	PHILADELPHIA	NHL	64	4	20	24	2	16	0	0	2	72	6	0	3	3	4
2009-10	PHILADELPHIA	NHL	80	6	29	35	19	16	2	0	1	137	23	1	12	13	6
2010-11	PHILADELPHIA	NHL	82	1	39	40	30	23	0	0	0	117	11	0	4	4	2
2011-12	PHILADELPHIA	NHL	82	4	34	38	4	36	3	0	0	132	11	2	4	6	6
2012-13	TAMPA BAY	NHL	48	5	17	22	1	4	2	0	0	66	-	-	-	-	-
	USA	WC	10	0	2	2	-	2	-	-	-	-	-	-	-	-	-
2013-14	TAMPA BAY	NHL	82	2	29	31	11	28	1	0	0	115	4	1	0	1	0
TAMPA BAY TOTALS			142	8	47	55	13	38	3	0	0	194	4	1	0	1	0
NHL TOTALS			601	39	216	255	67	199	20	0	6	837	88	6	30	36	28

# NHL AND LIGHTNING FIRSTS    TRANSACTIONS

GAME: NHL - 3/25/06 at MIN  
Lightning - 10/4/08 vs. NYR  
GOAL: NHL - 3/25/06 at MIN (Fernandez)  
Lightning - 11/1/08 vs. OTT (Auld)  
ASSIST: NHL - 4/6/06 at LAK  
Lightning - 10/8/08 vs. CAR

Signed by Tampa Bay as a free agent on July 4, 2012. Acquired by Philadelphia, along with a 2009 3rd round pick, from Tampa Bay in exchange for Steve Eminger, Steve Downie and a 2009 4th round pick on November 7, 2008. Acquired by Tampa Bay, along with Ty Wishart, a 2009 1st round selection and 2010 4th round pick from San Jose in exchange for Dan Boyle and Brad Lukowich on July 4, 2008. Signed by San Jose as a free agent on March 19, 2006. Selected by San Jose in the 2nd round, 47th overall, in the 2003 NHL Entry Draft.



# CAREER HIGHLIGHTS

GOALS:  
Game: 1 (39x, last - 1/28/14 at TOR)  
Season: 11 (2006-07)  
Multi-Goal Games: None  
In 2013-14: None  
Hat Tricks: None  
Streak: 2 (2x, last - 2/14- 2/15/09; 2g)  
In 2013-14: None

ASSISTS:  
Game: 4 (10/6/09 vs. WSH)  
Season: 39 (2010-11)  
Streak: 7 (1/1-1/13/14; 9a)  
In 2013-14: 2 (2/1-2/2/13; 3a)

POINTS:  
Game: 4 (10/6/09 vs. WSH)  
Season: 42 (2006-07)  
Multi-Point Games: 33  
In 2013-14: 3  
Streak: 7 (1/1-1/13/14; 9a)  
In 2013-14: 7 (1/1-1/13/14; 9a)

SHOOTOUT STATISTICS:  
Career: 2/3 (66.7%)  
In 2013-14: 2/3 (66.7%)

MOST PIM IN A GAME:  
6 (10/8/09 vs. PIT)

MOST SHOTS IN A GAME:  
7 (12/21/13 vs. CAR)







## FILPPULA VS. THE NHL

	GP	G	A	P	PIM
ANA	25	5	6	11	12
ARI	27	6	7	13	8
BOS	8	3	0	3	0
BUF	12	3	5	8	8
CGY	25	5	4	9	6
CAR	8	1	7	8	4
CHI	41	8	10	18	14
COL	27	9	9	18	12
CBJ	42	7	12	19	22
DAL	25	4	13	17	6
DET	4	1	1	2	0
EDM	27	11	9	20	10
FLA	8	4	6	10	6
LAK	27	7	8	15	8
MIN	28	4	13	17	8
MTL	8	0	0	0	2
NSH	41	7	14	21	10
NJD	8	1	3	4	2
NYI	8	3	2	5	2
NYR	7	1	6	7	2
OTT	10	3	3	6	0
PHI	8	2	5	7	0
PIT	10	4	3	7	4
SJS	25	4	8	12	12
STL	43	13	10	23	8
TBL	4	0	1	1	0
TOR	9	0	2	2	0
VAN	26	6	11	17	8
WSH	9	1	5	6	2
WPG	7	2	1	3	2

POSITION Center

HEIGHT 6-0

WEIGHT 193

SHOOTS Left

ACQUIRED Signed as a free agent on July 5, 2013

BORN March 20, 1984 (Vantaa, Finland)

SEASON NHL - 10th, Lightning - 2nd

## 2013-2014 SEASON

Skated in 75 games with the Lightning, posting 25 goals and 58 points to go along with 20 penalty minutes...Ranked 2nd on the Lightning for points with 58 and 2nd for power-play goals (8)...Owned the Lightning's longest point streak during the season at 12 games from March 8-30 (5 goals, 11 assists)...Ranked 1st (tie-Purcell) on the Bolts for power-play assists with 6...Ranked 1st on the Lightning for face-off percentage (52.3%)...Set a new career-high for goals...Recorded his 300th career NHL point on March 17 vs. VAN...Named to Team Finland for the 2014 Winter Olympics in Sochi, Russia but did not play due to injury...Skated in his 500th career NHL game on Nov. 11 at BOS...Made his Lightning debut on Oct. 3 at BOS...**2014 Playoffs:** Skated in all 4 Lightning postseason games, collecting 1 assist.

## CAREER

**2012-13 SEASON:** Skated in 41 games with Detroit, collecting 9 goals and 17 points to go along with 6 penalty minutes...3 of his 9 goals on the season were scored while on the power play...Registered 2 goals over the final 4 games of the regular season...Recorded his 100th career NHL goal on 4/25 vs. NSH...Notched his 250th career NHL point on 4/22 vs. PHX...Recorded a season-high 4-game point streak from 2/24 - 3/16 (2 goals, 2 assists)...Tied a career high with 2 goals on 1/29 vs. DAL...Tied his career high with 3 assists on 1/25 vs. MIN...Appeared in 16 games with Jokerit during the NHL lockout, posting 6 goals and 15 points to go along with 6 penalty minutes...**2013 Playoffs:** Skated in 14 playoff games with the Red Wings, registering 2 goals and 6 points...Netted the game-winning goal in Game 7 on 5/12 vs. ANA...**2011-12:** Skated in a career-high 81 games for Detroit...Set new career-highs in goals (23), assists (43) and points (66)...His 66 points ranked 3rd on the team...Finished with a career-best +18 rating...Skated in his 400th career NHL game on 1/7 at TOR...Collected his 200th career NHL point (assist) on 1/3 at DAL...Registered a career-high 4 points (1 goal, 3 assists) on 1/21 vs. CBJ...Fired a career-high 144 shots on goal during the season...Averaged 18:15 TOI in the regular season...Won 51.7% of his face-offs taken...Scored 1 of Detroit's 2 shorthanded goals during the season...**2012 Playoffs:** Appeared in all 5 of the Red Wings' postseason games...Finished with 2 points (2 assists) in the playoffs...Averaged 19:20 TOI during the postseason...**2010-11:** Appeared in 71 games for Detroit...Missed 2 games on 1/7 and 1/8 with a groin injury and 8 games from 2/9 through 2/24 with a lower body injury...Registered 39 points with 22 penalty minutes...Notched career-highs with 4 power play goals and 5 game-winning goals...Played in his 300th career game on 11/3 at CGY...Collected his 100th career assist on 4/10 at CHL...Averaged 16:43 of TOI in the regular season...Won 51.5% of his 928 face-offs taken...**2011 Playoffs:** Appeared in all 11 postseason games for Detroit...Tied for 2nd on the team in postseason scoring with 8 points (2 goals, 6 assists)...Registered 6 penalty minutes and a +5 rating...Scored 2 postseason game-winning goals...Averaged 17:47 of TOI...**2009-10:** Finished the season with 11 goals and 35 points in 55 games with the Red Wings...Missed 26 games from 10/31-12/23 due to a broken wrist...Averaged 18:14 TOI during the regular season...Won 51.7% of his face-offs taken...Notched his 100th career NHL point when he assisted on Darren Helm's goal on 10/29 vs. EDM...Tied a career high when he recorded 3 points on 3/24 vs. STL...Fired a career-high 7 shots on goal on 2/3 at ANA...**2010 Playoffs:** Skated in all 12 Red Wing postseason games, notching 4 goals and 9 points...Averaged 18:34 TOI and recorded 2 playoff power-play goals...**2008-09:** Appeared in 80 games with Detroit, recording 12 goals and 40 points...Played in his 200th NHL game on 1/17 at SJS...Averaged 16:06 TOI...Recorded 6 multi-point games...**2009 Playoffs:** Appeared in all 23 postseason contests, recording 3 goals and 16 points...Tied for 3rd on the Red Wings in playoff scoring for points...**2007-08:** Skated in 78 games for Detroit, registering 19 goals and 36 points...Became the 1st Red Wing to attempt, and score on, 2 penalty shots in the same season since Steve Yzerman in 1992...**2008 Playoffs:** Skated in 22 playoff games with the Red Wings, notching 5 goals and 11 points...Won his 1st Stanley Cup...**2006-07:** Appeared in 73 games with Detroit, tallying 10 goals and 17 points...Led all Detroit rookies in TOI per game, averaging 11:15 TOI...Scored his 1st NHL goal on 10/28 at STL...Tallied his 1st goal at Joe Louis Arena on 12/31 vs. LAK...**2007 Playoffs:** Skated in all 18 Red Wing playoff games, recording 3 goals and 5 points...His 3 goals and 2 assists led all Red Wing rookies...**2005-06:** Played in 4 games with Detroit, registering 1 assist...Made his NHL debut on 12/15 at FLA...Recorded 1st NHL point (assist) on 12/15 at FLA...Skated in 74 games with Grand Rapids (AHL), recording 20 goals and 71 points...Ranked 5th in scoring on the Griffins for points...Led the Griffins with 7 goals in 16 playoff games...Represented Grand Rapids at the AHL All-Star Classic...**International Career:** Skated in 10 games for Finland at the 2012 IIHF World Championships, posting 4 goals and 10 points...Was named a Top 3 player on Team Finland...Represented Finland at the 2010 Winter Olympics in Vancouver, skating in 6 games and recording 3 goals...Won the Bronze Medal...Skated in 7 games for Finland at the 2004 World Junior Championships, recording 4 goals and 9 points...Captured the Bronze Medal and was named to the World Junior Championship All-Star Team...Skated for Finland at the 2003 World Junior Championships, notching an assist...Won the bronze medal with Team Finland at the tournament...Played for Team Finland at the 2002 World Junior Under-18 Championships, registering 4 goals and 10 points...Was the captain of Team Finland at the tournament.



# CAREER STATISTICS

REGULAR SEASON														PLAYOFFS				
SEASON	TEAM	LEAGUE	GP	G	A	P	+/-	PIM	PPG	SHG	GWG	S		GP	G	A	P	PIM
2003-04	JOKERIT	FINLAND	49	5	13	18	-	6	-	-	-	-	-	-	-	-	-	-
	FINLAND	WJC	7	4	5	9	-	2	-	-	-	-	-	-	-	-	-	-
2004-05	JOKERIT	FINLAND	55	10	20	30	-	20	-	-	-	-	-	12	5	6	11	2
2005-06	GRAND RAPIDS	AHL	74	20	50	70	-	30	-	-	-	-	-	16	7	9	16	4
	DETROIT	NHL	4	0	1	1	1	2	0	0	0	1	-	-	-	-	-	-
2006-07	DETROIT	NHL	73	10	7	17	8	20	0	0	1	76	18	3	2	5	2	2
	GRAND RAPIDS	AHL	3	2	2	4	-	2	-	-	-	-	-	-	-	-	-	-
2007-08	DETROIT	NHL	78	19	17	36	16	28	3	0	3	122	22	5	6	11	2	2
2008-09	DETROIT	NHL	80	12	28	40	9	42	1	0	1	129	23	3	13	16	8	8
2009-10	DETROIT	NHL	55	11	24	35	-4	24	1	1	1	114	12	4	5	9	6	6
	FINLAND	OLYMP	6	3	0	3	-	0	-	-	-	-	-	-	-	-	-	-
2010-11	DETROIT	NHL	71	16	23	39	-1	22	4	0	5	115	11	2	6	8	6	6
2011-12	DETROIT	NHL	81	23	43	66	18	14	3	1	1	144	5	0	2	2	2	2
	FINLAND	WC	10	4	6	10	-	6	-	-	-	-	-	-	-	-	-	-
2012-13	JOKERIT	FINLAND	16	6	9	15	-	6	-	-	-	-	-	-	-	-	-	-
	DETROIT	NHL	41	9	8	17	-4	6	3	0	0	78	14	2	4	6	4	4
2013-14	TAMPA BAY	NHL	75	25	33	58	5	20	6	0	2	131	4	0	1	1	0	0
LIGHTNING TOTALS			75	25	33	58	5	20	6	0	2	131	4	0	1	1	0	0
NHL TOTALS			558	125	184	309	48	178	21	2	14	910	109	19	39	58	30	30

## NHL AND LIGHTNING FIRSTS

**GAME:** NHL - 12/15/05 at FLA  
Lightning - 10/3/13 at BOS  
**GOAL:** NHL - 10/28/06 (Rask) at STL  
Lightning - 10/3/13 (Legace) at BOS  
**ASSIST:** NHL - 12/15/05 at FLA  
Lightning - 10/8/13 at BUF

## TRANSACTIONS

Signed as a free agent by the Lightning on July 5, 2013...Signed a 5 year contract extension with the Red Wings on July 30, 2008...Drafted by Detroit in the 3rd round, 95th overall, at the 2002 NHL Entry Draft.

## CAREER HIGHLIGHTS

**GOALS:**  
Game: 2 (11 times; last - 12/17/13 at NYI)  
Season: 25 (2011-12)  
Multi-Goal Games: 11  
In 2013-14: 3  
Hat Tricks: None  
Streak: (3 times; last - 2/25-3/2/12; 4g)  
In 2013-14: 2 (3x, Last: 3/20-3/22/14, 2g)

**ASSISTS:**  
Game: 3 (4 times; last - 3/13/14 vs. FLA)  
Season: 43 (2011-12)  
Streak: 3 (7 times; last - 3/24-3/29/14; 3a)  
In 2013-14: 3 (3x, Last: 3/24-3/29/14; 3a)

**POINTS:**  
Game: 4 (1/21/11 vs. CLB; 1g-3a-4p)  
Season: 66 (2011-12)  
Multi-Point Games: 63  
In 2013-14: 15  
Streak: 12 (3/8-3/30/14; 5g, 11a)  
In 2013-14: 12 (3/8-3/30/14; 5g, 11a)

**SHOOTOUT STATISTICS:**  
Career: 6-23 (26.1%)  
In 2013-14: 4/13 (30.7%)

**MOST PIM IN A GAME:**  
4 (7x, last - 11/28/10 at DET)

**MOST SHOTS IN A GAME:**  
7 (2/3/10 at ANA)





## GARRISON VS. THE NHL

	GP	G	A	P	PIM
ANA	9	1	1	2	4
ARI	11	2	2	4	6
BOS	11	1	2	3	4
BUF	12	3	4	7	8
CGY	12	0	4	4	19
CAR	15	1	6	7	8
CHI	10	1	3	4	8
COL	9	3	1	4	2
CBJ	8	1	2	3	0
DAL	7	2	0	2	2
DET	7	0	0	0	4
EDM	11	2	6	8	4
FLA	2	0	0	0	2
LAK	11	0	2	2	4
MIN	9	0	4	4	6
MTL	13	0	3	3	8
NSH	10	1	3	4	6
NJD	13	0	4	4	4
NYI	9	1	2	3	4
NVR	11	1	0	1	0
OTT	12	3	1	4	4
PHI	12	1	3	4	0
PIT	11	1	2	3	12
SJS	10	2	0	2	13
STL	9	0	1	1	4
TBL	19	3	3	6	10
TOR	11	4	3	7	12
VAN	2	0	0	0	0
WSH	15	0	3	3	0
WPG	17	4	5	9	8

**POSITION** Defenseman**ACQUIRED** Trade from Vancouver on June 27, 2014**HEIGHT** 6-3**BORN** November 13, 1984 (White Rock, British Columbia)**WEIGHT** 222**SEASON** NHL - 7th, Lightning - 1st**SHOOTS** Left

## 2013-2014 SEASON

Played in 81 games with the Canucks, posting 7 goals and 33 points to go along with 57 penalty minutes...Ranked 5th on the Canucks for points and led all Vancouver blue-liners for scoring...Averaged 20:53 time on ice, ranking 4th among Canuck defensemen...Logged a career-best 29:34 of ice time on 12/30 vs. PHI...Posted a career-best 3 assists in a game on 12/13 vs. EDM...Skated in his 300th career NHL game on 3/2 vs. OTT...Posted his 100th career NHL point on 1/7 vs. PIT...Recorded 2 goals and 8 points in the 1st 8 games of the season.

## CAREER

**2012-13 SEASON:** Played in 47 games with the Canucks, posting 8 goals and 16 points...Finished 8th among all NHL defensemen for goals...Posted a career-high +18 rating...Ranked 4th on the Canucks with 58 blocked shots...Appeared in his 200th career NHL game on 2/7 at MIN...**2011-12:** Played in 77 games for the Florida Panthers, collecting 16 goals and 33 points...Ranked 3rd in the NHL among defensemen for goals...Scored Panther franchise-record 16th goal for a defenseman on 3/23 vs. EDM...**2010-11:** Skated in 73 games for the Panthers, collecting 5 goals and 18 points...Finished 2nd on the team for blocked shots (127)...Scored his 1st career game-winning goal on 12/23 at BUF...**2009-10:** Skated in 39 games with Florida, registering 2 goals and 8 points...Led the Panthers for plus/minus (+5)...Scored 1st career NHL goal and add a helper on 3/3 vs. PHI...Collected his 1st career NHL point (assist) on 1/18 vs. ATL...Appeared in 38 games with the Rochester Americans, posting 3 goals and 19 points...**2008-09:** Played in 1 game for Florida...Made his NHL debut on 10/28 at STL...Skated in 75 games with the Americans, recording 8 goals and 35 points...Finished his AHL rookie season as Rochester's top scoring defenseman...**Collegiate Career:** Played in 87 career NCAA games over 3 seasons, all at the University of Minnesota-Duluth, posting 9 goals and 29 points...**2007-08:** Played in 26 games during his senior season, posting 5 goals and 14 points...Ranked 2nd on the team with a +7 rating...**2006-07:** Skated in 21 games for Minnesota-Duluth, collecting 1 goal and 3 points...Was a member of the WCHA All-Academic Team...**2005-06:** Played in 40 games during his 1st college season, registering 3 goals and 12 points.





# CAREER STATISTICS

			REGULAR SEASON							PLAYOFFS				
SEASON	TEAM	LEAGUE	GP	G	A	TP	+/-	PIM		GP	G	A	TP	PIM
2005-06	MINNESOTA-DULUTH	WCHA	40	3	9	12	-	26		-	-	-	-	
2006-07	MINNESOTA-DULUTH	WCHA	21	1	2	3	-	16		-	-	-	-	
2007-08	MINNESOTA-DULUTH	WCHA	26	5	9	14	-	26		-	-	-	-	
2008-09	ROCHESTER	AHL	75	8	27	35	-	68		-	-	-	-	
	FLORIDA	NHL	1	0	0	0	0	0		-	-	-	-	
2009-10	FLORIDA	NHL	39	2	6	8	5	23		-	-	-	-	
	ROCHESTER	AHL	38	3	16	19	-	33		7	2	7	9	
2010-11	FLORIDA	NHL	73	5	13	18	-2	26		-	-	-	-	
2011-12	FLORIDA	NHL	77	16	17	33	6	32		4	1	2	3	
2012-13	VANCOUVER	NHL	47	8	8	16	18	28		4	0	0	0	
2013-14	VANCOUVER	NHL	81	7	26	33	-5	57		-	-	-	-	
NHL TOTALS			318	38	70	108	22	166		8	1	2	3	

## NHL FIRSTS

Game: NHL - 10/25/08 at STL  
Goal: NHL - 3/3/10 vs. PHI (Leighton)  
Assist: NHL - 1/18/10 vs. ATL

## TRANSACTIONS

Acquired by Tampa Bay along with the rights to Jeff Costello and a seventh round 2015 NHL Draft pick from the Vancouver Canucks in exchange for the Lightning's second-round pick in 2014...Signed as a free agent by Vancouver on July 1, 2012.



## CAREER HIGHLIGHTS

**GOALS:**  
Game: 1 (38x, Last: 2/14/14 vs. OTT)  
Season: 16 (2011-12)  
Multi-Goal Games: None  
In 2013-14: None  
Hat Tricks: None  
Streak: 3 (10/27-10/31/11, 3g)  
In 2013-14: 2 (10/3-10/5/13, 2g)

**ASSISTS:**  
Game: 3 (12/13/13 vs. EDM)  
Season: 26 (2013-14)  
Streak: 3 (4x, Last: 11/23/11-28/13, 1g, 3a)  
In 2013-14: 3 (3x, Last: 11/23/11-28/13, 1g, 3a)

**POINTS:**  
Game: 3 (12/13/13 vs. EDM, 3a)  
Season: 33 (2011-12, 2013-14)  
Multi-Point Games: 11  
In 2013-14: 5  
Streak: 4 (2 times; last - 12/1-12/8/13, 1g, 5a)  
In 2013-14: 4 (2 times; last - 12/1-12/8/13, 1g, 5a)

**SHOOTOUT STATISTICS:**  
Career: Career: 0-0 (0.0%)  
In 2013-14: Career: 0-0 (0.0%)

**MOST PIM IN A GAME:**  
15 (1/18/14 vs. CGY)

**MOST SHOTS IN A GAME:**  
10 (10/12/13 vs. MTL)





## GUDAS VS. THE NHL

	GP	G	A	P	PIM
ANA	2	0	0	0	9
ARI	1	0	0	0	0
BOS	4	0	0	0	14
BUF	5	0	2	2	9
CGY	2	0	0	0	4
CAR	6	1	1	2	10
CHI	2	0	1	1	2
COL	2	0	0	0	0
CBJ	2	0	1	1	4
DAL	2	0	0	0	10
DET	5	0	0	0	2
EDM	2	0	2	2	2
FLA	6	1	0	1	29
LAK	2	0	0	0	6
MIN	1	0	2	2	2
MTL	5	0	0	0	16
NSH	2	0	0	0	4
NJD	4	0	1	1	13
NYI	5	0	1	1	4
NVR	2	0	2	2	2
OTT	6	0	0	0	6
PHI	3	0	1	1	4
PIT	3	0	2	2	18
SJS	2	0	0	0	0
STL	1	0	1	1	0
TBL	0	0	0	0	0
TOR	6	3	1	4	12
VAN	2	0	1	1	4
WSH	5	0	1	1	0
WPG	4	0	2	2	4

## RADKO GUDAS

<b>POSITION</b>	Defenseman	<b>ACQUIRED</b>	Selected in the third round, 66th overall,
<b>HEIGHT</b>	6-0		at the 2010 NHL Draft
<b>WEIGHT</b>	208	<b>BORN</b>	June 5, 1990 (Kladno, Czech Republic)
<b>SHOOTS</b>	Right	<b>SEASON</b>	NHL - 2nd, Lightning - 2nd

## 2013-2014 SEASON

Skated in 73 games with the Lightning, posting 3 goals and 22 points to go along with 152 penalty minutes...Ranked 3rd (tie-Backs) in the NHL for hits with 138 and 6th for penalty minutes with 152...Ranked 13th in the NHL among all rookies for TOI (19:07)...Recorded 2 10-hit games...Missed 4 games with a lower body injury (March 4-10)...Appeared in 3 games for the Czech Republic at the Winter Olympics in Sochi, Russia, recording 4 penalty minutes...Registered a 3-game point/assist streak from Jan. 11-14...Recorded a career-high 22 penalty minutes on Oct. 27 at FLA...**2014 Playoffs:** Skated in 3 playoff games for the Lightning, recording 1 assist...Made his NHL Stanley Cup playoffs debut in Game 1 against the Montreal Canadiens.

## CAREER

**2012-13 SEASON:** Played in 23 games with the Lightning in his 1st NHL season, collecting 2 goals and 5 points to go along with 38 penalty minutes...Ranked 7th in the NHL among rookies for hits with 87 despite only appearing in 22 games...Both goals during the season came against the Maple Leafs...Scored his 1st career NHL goal on 3/20 at TOR...Made his NHL debut on 3/12 at FLA...Skated in 57 games with the Crunch, collecting 4 goals and 20 points to go along with 207 penalty minutes...Ranked 1st in the AHL with a +32 rating and was 6th in the league for penalty minutes...Appeared in 12 playoff games with the Crunch, tallying 2 goals and 3 points to go along with 34 penalty minutes...**2011-12:** Skated in 73 games with Norfolk, collecting 7 goals and 20 points to go along with 195 penalty minutes and a plus-19 rating...Ranked 1st on the Admirals and 7th in the AHL in penalty minutes...Appeared in 16 Calder Cup playoff games, recording 3 assists and 14 penalty minutes...Won the Calder Cup as a member of Norfolk...**2010-11:** Skated in 76 games with Norfolk of the AHL in his 1st professional season...Recorded 4 goals, 13 assists and 17 points...His goal total tied for 4th among all Admirals defensemen...Ranked 2nd on Norfolk with 165 penalty minutes...Tied for 3rd on the team and led all Admirals defensemen with a plus-15 rating...**2009-10:** Made his North American junior debut, appearing in 65 games with Everett of the WHL...Recorded 7 goals and 37 points, which ranked 1st among all team defensemen...His 30 assists ranked 5th on the team and 1st among all Everett defensemen...Led the club in plus/minus with a plus-45 rating and 151 penalty minutes...Skated in 3 playoff games with the Silvertips, tying all Everett defensemen for 2nd place with 2 assists...Also registered an even rating and 4 penalty minutes...**2008-09:** Played in his 2nd season with Beroun of the Czech 2nd tier league, appearing in 21 games...Recorded 3 points, all assists, while also recording 74 penalty minutes...Made his Czech Elite League regular season debut, playing in 7 games and notching 1 assist...**2007-08:** Played 35 games with Beroun, totaling 4 assists and 61 penalty minutes...Made his Czech Elite League debut in the postseason, skating in 1 game with Kladno...**International Career:** Skated in 6 games at the 2009 World Junior Championships...Registered 2 goals, an assist and 3 points, while totaling 8 penalty minutes...Played for the Czech Republic in Division 1, Group A of the 2008 U-18 World Junior Championships, notching a goal, an assist and 12 penalty minutes in 5 games...Helped the Czechs win the group and earn a promotion to the top division in 2009.

# CAREER STATISTICS

REGULAR SEASON														PLAYOFFS				
SEASON	TEAM	LEAGUE	GP	G	A	P	+/-	PIM	PPG	SHG	GWG	S		GP	G	A	P	PIM
2007-08	BEROUN	CZECH-2	35	0	4	4	-	61	-	-	-	-	-	-	-	-	-	-
	KLADNO	CZECH	-	-	-	-	-	-	-	-	-	-	-	1	0	0	0	0
	CZECH	WJC-U18	5	1	1	2	-	12	-	-	-	-	-	-	-	-	-	-
2008-09	BEROUN	CZECH-2	21	0	3	3	-	74	-	-	-	-	-	-	-	-	-	-
	KLADNO	CZECH	7	0	1	1	-	8	-	-	-	-	-	-	-	-	-	-
	CZECH	WJC-A	6	2	1	3	-	8	-	-	-	-	-	-	-	-	-	-
2009-10	EVERETT	WHL	65	7	30	37	-	151	-	-	-	-	-	3	0	2	2	4
2010-11	NORFOLK	AHL	76	4	13	17	-	165	-	-	-	-	-	6	0	0	0	7
2011-12	NORFOLK	AHL	73	7	13	20	-	195	-	-	-	-	-	16	0	3	3	14
2012-13	SYRACUSE	AHL	57	4	16	20	-	207	-	-	-	-	-	12	2	1	3	34
	TAMPA BAY	NHL	22	2	3	5	3	38	0	0	1	31	-	-	-	-	-	-
2013-14	TAMPA	NHL	73	3	19	22	2	152	1	0	1	114	3	0	1	1	9	9
	CZECH REP.	OLY	3	0	0	0	-	4	-	-	-	-	-	-	-	-	-	-
NHL TOTALS			95	5	22	27	5	190	1	0	2	145		3	0	1	1	9

# CAREER HIGHLIGHTS

## GOALS:

Game: 1 (5x, Last: 3/19/14 at TOR)  
Season: 3 (2013-14)  
Multi-Goal Games: None  
In 2013-14: None  
Hat Tricks: None  
Streak: None  
In 2013-14: None

## ASSISTS:

Game: 2 (3/22/14 vs. PIT)  
Season: 19 (2013-14)  
Streak: 3 (1/11-1/14/14, 3a)  
In 2013-14: 3 (1/11-1/14/14, 3a)

## POINTS:

Game: 2 (3/22/14 vs. PIT, 2a)  
Season: 22 (2013-14)  
Multi-Point Games: 1  
In 2013-14: 1  
Streak: 3 (2 times; last - 1/11-1/14/14, 3a)  
In 2013-14: 3 (2 times; last - 1/11-1/14/14, 3a)

## SHOOTOUT STATISTICS:

Career: 0-0 (0.0%)  
In 2013-14: 0-0 (0.0%)

## MOST PIM IN A GAME:

22 (10/27/13 at FLA)

## MOST SHOTS IN A GAME:

5 (3x, Last: 1/23/14 vs. OTT)



# NHL AND LIGHTNING FIRSTS

Game: 3/12/13 at FLA  
Goal: 3/20/13 at TOR (Reimer)  
Assist: 3/29/13 vs. NJD

# TRANSACTIONS

Signed to a three-year contract extension on May 6, 2013. Signed to an entry level contract by Tampa Bay on August 9, 2010. Selected in the 3rd round, 66th overall, at the 2010 NHL Entry Draft by Tampa Bay.





## HEDMAN VS. THE NHL

	GP	G	A	P	PIM
ANA	6	1	2	3	2
ARI	6	0	0	0	0
BOS	18	2	6	8	16
BUF	19	2	4	6	21
CBV	5	0	3	3	2
CAR	20	2	5	7	16
CHI	6	1	2	3	8
COL	6	0	4	4	4
CBJ	6	1	1	2	4
DAL	4	0	6	6	4
DET	5	1	2	3	2
EDM	5	2	1	3	2
FLA	23	1	9	10	16
LAK	4	1	1	2	0
MIN	6	0	0	0	2
MTL	15	2	10	12	22
NSH	5	0	2	2	4
NJD	16	0	6	6	10
NYI	16	1	2	3	22
NVR	16	2	4	6	10
OTT	18	3	8	11	15
PHI	16	4	7	11	16
PII	15	0	7	7	20
SJS	6	0	3	3	8
STL	5	0	2	2	2
TBL	0	0	0	0	0
TOR	17	1	4	5	19
VAN	4	0	2	2	4
WSH	22	1	5	6	12
WPG	23	1	7	8	35

POSITION Defenseman

HEIGHT 6-6

WEIGHT 230

SHOOTS Left

ACQUIRED Selected by the Lightning in the first round,

second overall, at the 2009 NHL Entry Draft

BORN December 18, 1990 (Örnsköldsvik, Sweden)

SEASON NHL - 6th, Lightning - 6th

## 2013-2014 SEASON

Skated in 75 games with the Lightning, posting 13 goals and 55 points to go along with 53 penalty minutes...Set new career-highs for goals, assists and points in a season...Led all Lightning defensemen for goals, assists and points...His 55 points ranked 3rd on the Lightning's all-time single-season record list for points by a defenseman...Ranked 5th in the NHL among defensemen for points and was 9th (tie-Barrie) for goals...Ranked 2nd in the league among defensemen for multi-point games with 15...Tied his career-high for most points and assists in a single game with 3 on Jan. 25 vs. COL...Skated in his 300th career NHL game on Jan. 16 at NYI...Missed 6 games with a lower body injury (Dec. 7-17)...**2014 Playoffs:** Skated in all 4 Lightning postseason games, recording 1 goal and 3 points.

## CAREER

**2012-13 SEASON:** Played in 44 games with the Lightning last season, collecting 4 goals and 20 points to go along with 31 penalty minutes...Ranked 2nd on the Lightning defense for assists and points and tied for 2nd in goals...Ranked 2nd on the club for average time on ice (22:39)...All 4 goals during the season were scored at home...Missed 4 games with a lower body injury from 4/6-4/11...Scored a career-high 2 goals on 2/12 vs. MTL...Registered a season-high 4 game point streak from 1/25 - 2/1, notching 2 goals and 3 assists during that stretch. **2011-12:** Played in 61 games with the Lightning, collecting 5 goals and 23 assists to go along with 65 penalty minutes...Set a career high for goals and average time on ice (23:05)...Ranked 1st on the Lightning blue-line in penalty minutes and 2nd in goals and points...Finished 2nd on the Bolts in TOI and 3rd in blocked shots with 127...Recorded a career-high 5-game point streak from 3/27 - 4/4, tallying a goal and 5 assists during that span...Played in his 200th career NHL game on 3/8 at WSH...Tied his career-high with 3 assists on 2/16 vs. SJS...Named to 2012 Sweden Men's National Team for the World Championships held in Finland and Sweden...**2010-11:** Led all Bolts defensemen with 23 assists and was 2nd among team defensemen with 26 points...Was 4th on the team with a plus-3 rating...Ranked 4th on the team with 70 penalty minutes...Was 2nd on the team in ice time with 21:00 and 6th on the team with 85 blocked shots...Ranked 2nd on the team with 48 takeaways...Scored the game-winning goal in the shootout with his 1st career shootout goal on 12/15 vs. ATL...Had 2 career-high 4-game assist streaks from 10/18 - 10/24 and again from 1/12 - 1/18...Also recorded 2 career-high 4-game point streaks on the year...**2011 Playoffs:** Appeared in his 1st NHL postseason...Had 0g-1a-1p in the ECQF, including his 1st career NHL postseason point in Game 2...Ranked 2nd on the team in the playoffs for average ice time with 22:16...Ranked 4th among all postseason skaters with 48 blocked shots...Tied for the team lead among defensemen with 6 assists and was 2nd in points among team defensemen with 6...**2009-10:** Appeared in 74 games his 1st NHL season after being selected with the 2nd overall pick in the 2009 NHL Entry Draft...Ranked 4th among all NHL rookies and 4th on the Lightning in ice time with 20:50...Finished the season in 2nd place among the league's 1st-year players with 97 blocked shots...Was 3rd among NHL rookies with 79 penalty minutes...Finished among Tampa Bay defensemen with 20 points and 16 assists...Tallied 3 assists in his 1st 3 NHL career games...Set a career-high with 3 points in a game (0g-3a-3p) on 2/11 at BOS...Scored his 1st career NHL goal on 12/5 vs. NYI...Held his only point streak of the season at 2 games, a career-high, from 11/27 - 11/28, tallying 2 assists...Recorded his 1st NHL point in his 1st NHL game on 10/3 at ATL...Registered a career-best 5 shots in a game on 4 separate occasions...Signed his 1st NHL contract on 7/9/09...Rated as the top European player and 1 of the top 3 players overall available in the 2009 NHL Entry Draft...**2008-09:** Played in 43 games with Modo of the Swedish Elite League, recording 7 goals and 21 points with 52 PIM...Named Rookie of the Year in the SEL at the age of 18...Led the team in plus/minus with a plus-21 and ranked 2nd among Modo defensemen in goals, assists and points...Also played in 2 games with Modo's U-20 team, recording 2 assists...Played 5 playoff games with Modo Jr., recording 1 assist...**2007-08:** Played in 39 games with Modo, recording 2 goals and 4 points in his professional debut...Played in 5 playoff games, recording a goal...Played in 6 games with Modo U-20, recording 2 goals and 3 points, also played in 3 postseason games...**2006-07:** Played the majority of the season with Modo U-20, recording 13 goals and 25 points in 34 games...Also played in 8 games with Modo's U-18 team, recording 5 goals and 9 points...**2005-06:** Split the season between Modo's U-20 and U-18 teams...**International Career:** Skated in 8 games for Sweden at the 2012 IIHF World Championships, collecting an assist and 14 penalty minutes...Suited up for Team Sweden at the IIHF 2010 World Championships, appearing in 9 games while recording a goal and an assist...Ranked 4th on the team with a plus-5 rating...Was 3rd on the team in average ice time per game with 18:44...Represented Sweden at the 2009 World Juniors, recording 2 assists in 6 games...Helped his team to the Gold Medal Game, but fell to Team Canada...At the 2008 World Juniors he was named to the tournament All-Star Team after recording an assist and a +5 rating in 6 games as Sweden won the Silver Medal...Appeared in 4 games at the World Junior U-18 Championships, recording a goal and 4 points in 4 games...Participated in the 2007 World U-18 Championships, recording a goal and 3 points in 6 games.



# CAREER STATISTICS

			REGULAR SEASON											PLAYOFFS				
SEASON	TEAM	LEAGUE	GP	G	A	P	+/-	PIM	PPG	SHG	GWG	S	GP	G	A	P	PIM	
2005-06	MODO	SWEDEN JR.	10	0	1	1	-	8	-	-	-	-	-	-	-	-	-	
2006-07	MODO	SWEDEN JR.	34	13	12	25	-	30	-	-	-	-	5	1	1	2	44	
	SWEDEN	WJC U-18	6	1	2	3	-	10	-	-	-	-	-	-	-	-	-	
2007-08	MODO	SWEDEN	39	2	2	4	-	44	-	-	-	-	5	1	0	1	4	
	MODO	SWEDEN JR.	6	2	1	3	-	26	-	-	-	-	3	2	0	2	4	
	SWEDEN	WJC-A	6	0	1	1	-	4	-	-	-	-	-	-	-	-	-	
2008-09	MODO	SWEDEN	43	7	14	21	-	52	-	-	-	-	-	-	-	-	-	
	MODO	SWEDEN JR.	2	0	2	2	-	10	-	-	-	-	-	-	-	-	-	
	SWEDEN	WJC-A	6	0	2	2	-	6	-	-	-	-	-	-	-	-	-	
2009-10	TAMPA BAY	NHL	74	4	16	20	-3	79	0	0	0	90	-	-	-	-	-	
	SWEDEN	WC-A	9	1	1	2	-	6	-	-	-	-	-	-	-	-	-	
2010-11	TAMPA BAY	NHL	79	3	23	26	3	70	0	0	0	101	18	0	6	6	8	
2011-12	TAMPA BAY	NHL	61	5	18	23	-9	65	0	0	0	82	-	-	-	-	-	
	SWEDEN	WC	8	0	1	1	-	14	-	-	-	-	-	-	-	-	-	
2012-13	TAMPA BAY	NHL	44	4	16	20	1	31	0	0	0	76	-	-	-	-	-	
2013-14	TAMPA BAY	NHL	75	13	42	55	5	53	3	0	2	170	4	1	2	3	2	
NHL TOTALS			333	29	115	144	-3	298	3	0	2	519	22	1	8	9	10	

## NHL AND LIGHTNING FIRSTS

GAME: 10/3/09 at ATL  
GOAL: 12/5/09 vs. NYI (Roloson)  
ASSIST: 10/3/09 at ATL

## TRANSACTIONS

Signed a 5 year contract extension with the Lightning on November 30, 2011...Selected by Tampa Bay in the 1st round, 2nd overall, at the 2009 NHL Entry Draft.

## CAREER HIGHLIGHTS

**GOALS:**  
Game: 2 (2x, Last: 11/27/13 vs. PHI)  
Season: 13 (2013-14)  
Multi-Goal Games: 2  
In 2013-14: 1 (11/27/13 vs. PHI)  
Hat Tricks: None  
Streak: 2 (2x, Last: 1/13-1/14/14; 2g)  
In 2013-14: 2 (1/13-1/14/14; 2g)

**ASSISTS:**  
Game: 3 (4x, last - 1/25/14 vs. COL)  
Season: 42 (2013-14)  
Streak: 4 (2x, last - 1/12-1/16/11; 4a)  
In 2013-14: 2 (2x, last - 3/16-3/18/13; 2a)

**POINTS:**  
Game: 3 (6x, last - 4/8/14 vs. TOR; 1g-2a)  
Season: 55 (2013-14)  
Multi-Point Games: 26  
In 2013-14: 15  
Streak: 5 (3/29-4/7/13; 1g, 6a)  
In 2013-14: 3 (4x, last - 3/20-3/24/14; 3a)

**SHOOTOUT STATISTICS:**  
Career: 3-15 (20%)  
In 2013-14: 0-5 (0.0%)

**MOST PIM IN A GAME:**  
15 (3/31/12 vs. WPG)

**MOST SHOTS IN A GAME:**  
7 (1/30/14 at OTT)





## JOHNSON VS. THE NHL

	GP	G	A	P	PIM
ANA	2	0	1	11	4
ARI	2	1	1	2	0
BOS	4	0	1	1	0
BUF	5	3	1	4	2
CGY	2	0	0	0	0
CAR	5	1	2	3	0
CHI	2	0	0	0	0
COL	2	3	0	3	2
CBJ	3	0	1	1	2
DAL	2	0	0	0	0
DET	5	1	1	2	4
EDM	2	1	1	2	0
FLA	5	2	0	2	0
LAK	2	0	2	2	0
MIN	2	1	0	1	2
MTL	4	1	1	2	4
NSH	2	0	0	0	0
NJD	4	0	0	0	0
NYI	5	0	1	1	2
NVR	3	1	0	1	0
OTT	7	4	4	8	0
PHI	4	2	4	6	2
PIT	4	0	1	1	2
SJS	2	1	2	3	0
STL	2	1	0	1	0
TBL	0	0	0	0	0
TOR	5	1	3	4	2
VAN	2	1	0	1	0
WSH	4	2	2	4	0
WPG	3	0	0	0	2

POSITION Center

HEIGHT 5-8

WEIGHT 183

SHOOTS Right

ACQUIRED Signed as a free agent on March 7, 2011

BORN July 29, 1990 (Spokane, Washington)

SEASON NHL - 2nd, Lightning - 2nd

## 2013-2014 SEASON

Skated in 82 games with the Lightning, posting 24 goals and 50 points to go along with 26 penalty minutes...Was 1 of 3 Lightning skaters to play in all 82 games...Ranked 3rd among rookies for points and 1st (tie-Mackinnon) for goals with 24... Ranked 1st among all NHL rookies for TOI (18:47) and face-offs taken 1,275...Named to the NHL All-Rookie Team...Ranked tied for 1st among all NHL skaters with 5 shorthanded tallies (Brad Marchand)...Became only the 2nd rookie in NHL history to record 5 power-play and 5 shorthanded goals in a season (Dennis Maruk - 1975-76)...Set a new Lightning rookie record for most goals in a season on Apr. 10 vs. PHI, surpassing Steven Stamkos' (2008-09)... Became the 3rd rookie in Lightning franchise history to record a 20-goal season...Scored his 1st career NHL hat trick on Jan. 25 vs. COL, becoming the 2nd Lightning rookie to score 3 goals in a game (Stamkos: Feb. 17, 2009)...Recorded 2 5-game point streaks during the season (Jan. 16-25 & March 4-13)...**2014 Playoffs:** Skated in 4 playoff games, posting 1 goal and 2 points...Made his Stanley Cup playoffs debut in Game 1 versus Montreal on April 16, recording an assist...Scored his 1st career postseason goal in Game 4 at Montreal.

## CAREER

**2012-13 SEASON:** Skated in 14 games for the Lightning, registering 3 goals and 6 points...Played in his 1st NHL game on 3/14 vs. NYL...Recorded 2 multi-point games with his 1st coming on 3/16 vs. CAR...Scored his 1st goal on 3/16 vs. CAR... Skated in a career-high 16:53 TOI vs. FLA on 4/2...Skated in 62 games with Syracuse, scoring a league-leading 37 goals and totaling 65 points...Ranked 1st on Syracuse in power play goals with 12...Awarded the Les Cunningham Award as the AHL's Most Valuable Player...Named to the AHL's First All-Star Team...Named to the 2013 Dunkin' Donuts AHL All-Star Classic...**2011-12:** Played 1st professional season with the Admirals, skating in 75 games and recording 31 goals and 68 points...Ranked 2nd on the Admirals in goals and 3rd in points...Ranked 2nd in the AHL in rookie scoring in points and 3rd in goals...Named AHL Player of the Month in March after recording 11 goals, 11 points and a plus-13 rating...Held a nine-game goal scoring streak from 3/3 through 3/24...Skated in 14 Calder Cup playoff games, registering six goals and 14 points...Won the Calder Cup with Norfolk...**Junior Career:** Has skated in a total of 266 WHL games, all with the Spokane Chiefs, registering 128 goals, 154 assists and 282 points...Had his best season in 2010-11, scoring a league-leading 53 goals in a WHL career-high 71 games...Also recorded 62 assists which ranked 5th among all WHL skaters and 115 points which were 2nd among all WHL players...Ranked 7th in the WHL with 17 power-play goals...Was 2nd among all WHL skaters with 38 power-play assists...Was tied for 2nd in the league with 6 shorthanded goals and was 14th with 7 game-winning tallies...Appeared in 14 postseason games, recording 7 goals and 14 points...His goal and point totals ranked 2nd on the club in the playoffs...Led the team with 1 shorthanded tally in the postseason...In 2009-10, amassed 36 goals and 71 points in 64 games...Ranked 2nd on the team in goals and was 3rd in points...Also ranked 3rd on the team with 35 assists and was 2nd on the club with 11 power-play goals...Was 1 of 3 Chiefs players to average over a point per game that season...Also appeared in 7 postseason games with Spokane, registering 8 points which ranked 3rd on the team...Tied for the team lead with 5 assists in the playoffs and tied for 2nd on the club with 1 power-play goal...In 2008-09, recorded 26 goals, 35 assists and 61 points in 62 games...Ranked 3rd on the team in goals and in points...Finished 6th on the club with a plus-26 rating...Tied for 2nd on the team with 8 power-play goals...Also had 8 points in 12 postseason games, good for 4th on the team...Tied for the team lead with 2 power-play goals...In 2007-08, made his major junior debut, appearing in 69 games with the Chiefs...Had 13 goals and 25 points...Was 9th on Spokane in points.





# CAREER STATISTICS

SEASON	TEAM	LEAGUE	REGULAR SEASON											PLAYOFFS					
			GP	G	A	P	+/-	PIM	PPG	SHG	GWG	S		GP	G	A	P	PIM	
2007-08	SPOKANE	WHL	69	13	22	35	-	34	-	-	-	-		21	5	3	8	24	
2008-09	SPOKANE	WHL	62	26	35	61	-	52	-	-	-	-		12	5	3	8	8	
2009-10	SPOKANE	WHL	64	36	35	71	-	32	-	-	-	-		7	3	5	8	0	
2010-11	SPOKANE	WHL	71	53	62	115	-	48	-	-	-	-		14	7	7	14	9	
2011-12	NORFOLK	AHL	75	31	37	68	-	28	-	-	-	-		14	6	8	14	6	
2012-13	SYRACUSE	AHL	62	37	28	65	-	34	-	-	-	-		18	10	11	21	18	
	TAMPA BAY	NHL	14	3	3	6	3	4	0	0	0	11		-	-	-	-	-	
2013-14	TAMPA BAY	NHL	82	24	26	50	23	26	5	5	4	181		4	1	1	2	0	
NHL TOTALS			96	27	29	56	26	30	5	5	4	192		4	1	1	2	0	

## NHL AND LIGHTNING FIRSTS

Game: 3/14/13 vs. NYI  
Goal: 3/16/13 vs. CAR (Peters)  
Assist: 3/16/13 vs. CAR

## TRANSACTIONS

Re-signed to a 3 year contract on May 23, 2014. Signed by Tampa Bay on March 7, 2011 as a free agent.

## CAREER HIGHLIGHTS

**GOALS:**  
Game: 3 (1/25/14 vs. COL)  
Season: 24 (2013-14)  
Multi-Goal Games: 2  
In 2013-14: 1  
Hat Tricks: 1  
Streak: 2 (4x, Last: 3/10-3/13/14, 2g)  
In 2013-14: 2

**ASSISTS:**  
Game: 2 (2x, Last: 3/20/14 at OTT)  
Season: 26 (2013-14)  
Streak: 3 (11/14-11/19/14, 3a)  
In 2013-14: 3

**POINTS:**  
Game: 3 (2x, Last: 1/25/14 vs. COL, 3g)  
Season: 50 (2013-14)  
Multi-Point Games: 9  
In 2013-14: 8  
Streak: 5 (2 times; last - 3/4-3/13/14, 4g, 1a)  
In 2013-14: 5

**SHOOTOUT STATISTICS:**  
Career: 0-2 (0.0%)  
In 2013-14: 0-2 (0.0%)

**MOST PIM IN A GAME:**  
4 (12/15/13 at DET)

**MOST SHOTS IN A GAME:**  
6 (2x, Last: 4/5/14 vs. DAL)





## KILLORN VS. THE NHL

	GP	G	A	P	PIM
ANA	2	1	0	1	4
ARI	2	1	1	2	2
BOS	7	1	1	2	0
BUF	7	2	0	2	2
CGY	2	0	0	0	2
CAR	7	1	6	7	0
CHI	2	0	0	0	2
COL	2	0	1	1	2
CBJ	3	1	1	2	0
DAL	2	0	2	2	0
DET	5	2	0	2	2
EDM	2	0	0	0	4
FLA	8	3	5	8	4
LAK	2	0	0	0	2
MIN	2	0	0	0	2
MTL	7	1	2	3	4
NSH	2	1	1	2	0
NJD	5	2	2	4	0
NYI	5	0	0	0	2
NYR	5	0	2	2	10
OTT	7	1	1	2	2
PHI	4	1	2	3	2
PIT	6	1	4	5	6
SJS	2	0	0	0	2
STL	2	2	2	4	0
TBL	0	0	0	0	0
TOR	7	1	0	1	19
VAN	2	1	1	2	0
WSH	6	1	0	1	2
WPG	5	0	2	2	0

**POSITION** Center**HEIGHT** 6-2**WEIGHT** 193**SHOOTS** Left**ACQUIRED** Selected by the Lightning in the third round, 77th overall, at the 2007 NHL Entry Draft**BORN** September 14, 1989 (Halifax, Nova Scotia)**SEASON** NHL - 3rd, Lightning - 3rd

## 2013-2014 SEASON

Skated in 82 games with the Lightning, posting 17 goals and 41 points to go along with 63 penalty minutes...1 of 3 players on the Lightning to skate in all 82 games...Ranked 6th on the Bolts for goals with 17...Recorded a season-high 7 shots and tallied his 17th goal of the season on Apr. 1 vs. MTL...Recorded a career-high 15 penalty minutes on March 19 at TOR...Tallied a career-best 3 points (2 goals, 1 assist) and was the game's 1st star on Nov. 2 vs. STL...**2014 Playoffs:** Skated in 4 playoff games, collecting 1 goal and 2 assists...Posted a goal and an assist in his Stanley Cup Playoffs debut in game 1 vs. Montreal.

## CAREER

**2012-13 SEASON:** Played in 38 games with the Lightning, posting 7 goals and 19 points with 14 penalty minutes...Ranked tied for 9th in the NHL for points among rookies and was tied for 11th in rookie goals...Ranked tied for 5th in NHL rookie game-winning goals with 2...Scored his 1st career NHL goal on 2/16 at FLA (Theodore)...Earned his 1st career NHL point (assist) in his NHL debut on 2/10 at NYR...Skated in 44 games with the Syracuse Crunch of the American Hockey League, collecting 16 goals and 38 points to go along with a plus-6 rating and 32 penalty minutes...Ranked 4th on the Crunch for goals and tied for 6th for points...7 of his 16 goals with Syracuse came on the man-advantage, ranking tied for 3rd on the club in that category...**2011-12:** Played in 10 games with the Norfolk Admirals of the AHL, recording 2 goals and 6 points to go along with a plus-6 rating...Made his AHL/professional debut on 3/23 vs. Albany...Recorded his 1st AHL point/goal on 3/24 vs. Albany...Notched his 1st multi-point game (2 assists) on 4/7 vs. Binghamton...Appeared in 17 Calder Cup playoff games with the Admirals, collecting 3 goals and 12 points...Ranked tied for 3rd on the club for playoff scoring...Won the Calder Cup with Norfolk...**Collegiate Career:** Appeared in 130 career games at Harvard, registering 53 goals and 109 points...**2011-12:** Played in 34 games with Harvard, recording a career-high 23 goals and 46 points to go along with 47 penalty minutes...Ranked 1st on Harvard for goals and points, and was 2nd in assists with 23...Ranked 3rd in the Eastern College Athletic Conference for goals and 4th for points...Named to the 2012 ECAC First Team All-League and was a nominee for the Hobey Baker Award...**2010-11:** Played in 34 games with Harvard, collected 15 goals and 29 points to go along with 36 penalty minutes...Ranked 1st on the team for goals, 2nd for points and 3rd (tie) for assists with 14...**2009-10:** Appeared in 32 contests with the Crimson, tallying 9 goals and 20 points...Ranked 2nd on the team for goals and 3rd for points...**2008-09:** Skated in 30 games as a freshman at Harvard, recording 6 goals and 14 points to go along with 46 penalty minutes...Led all freshman skaters for goals and points.



# CAREER STATISTICS

			REGULAR SEASON											PLAYOFFS				
SEASON	TEAM	LEAGUE	GP	G	A	P	+/-	PIM	PPG	SHG	GWG	S	GP	G	A	P	PIM	
2006-07	DEERFIELD	USHS	26	18	14	32	-	-	-	-	-	-	-	-	-	-	-	
2007-08	DEERFIELD	USHS	24	28	27	55	-	-	-	-	-	-	-	-	-	-	-	
2008-09	HARVARD	ECAC	30	6	8	14	-	46	-	-	-	-	-	-	-	-	-	
2009-10	HARVARD	ECAC	32	9	11	20	-	26	-	-	-	-	-	-	-	-	-	
2010-11	HARVARD	ECAC	34	15	14	29	-	36	-	-	-	-	-	-	-	-	-	
2011-12	HARVARD	ECAC	34	23	23	46	-	47	-	-	-	-	-	-	-	-	-	
2012-13	NORFOLK	AHL	10	2	4	6	-	2	-	-	-	-	17	3	9	12	8	
	SYRACUSE	AHL	44	16	22	38	-	32	-	-	-	-	-	-	-	-	-	
	TAMPA BAY	NHL	38	7	12	19	-6	14	1	0	2	82	-	-	-	-	-	
2013-14	TAMPA BAY	NHL	82	17	24	41	8	63	3	0	2	173	4	1	1	2	4	
NHL & LIGHTNING TOTALS			120	24	36	60	2	77	4	0	4	255	4	1	1	2	4	

## NHL AND LIGHTNING FIRSTS

**GAME:** 2/10/13 at NYR  
**GOAL:** 2/16/13 at FLA (Theodore)  
**ASSIST:** 2/10/13 at NYR

## TRANSACTIONS

Signed first professional contract with Tampa Bay on 3/19/12...Selected by Tampa Bay in the 3rd round, 77th overall, at the 2007 NHL Entry Draft

## CAREER HIGHLIGHTS

**GOALS:**  
Game: 1 (24x, last - 4/1/14 vs. MTL)  
Season: 17 (2013-14)  
Multi-Goal Games: None  
In 2013-14: None  
Hat Tricks: None  
Streak: 2 (5x, last - 1/11-1/13/14; 2g)  
In 2013-14: 2 (3x, last - 1/11-1/13/14; 2g)

**ASSISTS:**  
Game: 2 (5x, Last: 3/1/14 at DAL)  
Season: 24 (2013-14)  
Streak: 2 (6x, last - 3/20-3/22/14, 2a)  
In 2013-14: 2 (4x, last - 3/20-3/22/14, 2a)

**POINTS:**  
Game: 3 (11/2/13 vs. STL)  
Season: 41 (2013-14)  
Multi-Point Games: 13  
In 2013-14: 10 (last - 3/1/14 at DAL)  
Streak: 3 (3x, Last: 12/19-12/23/13, 2g, 1a)  
In 2013-14: 3 (2x, Last: 12/19-12/23/13, 2g, 1a)

**SHOOTOUT STATISTICS:**  
Career: 0-1 (100.0%)  
In 2013-14: 0-1 (100.0%)

**MOST PIM IN A GAME:**  
15 (3/19/14 at TOR)

**MOST SHOTS IN A GAME:**  
7 (4/1/14 vs. MTL)







## KUCHEROV VS. THE NHL

	GP	G	A	P	PIM
ANA	2	1	0	1	4
ARI	2	1	1	2	2
BOS	7	1	1	2	0
BUF	7	2	0	2	2
CGY	2	0	0	0	2
CAR	7	1	6	7	0
CHI	2	0	0	0	2
COL	2	0	1	1	2
CBJ	3	1	1	2	0
DAL	2	0	2	2	0
DET	5	2	0	2	2
EDM	2	0	0	0	4
FLA	8	3	5	8	4
LAK	2	0	0	0	2
MIN	2	0	0	0	2
MTL	7	1	2	3	4
NSH	2	1	1	2	0
NJD	5	2	2	4	0
NYI	5	0	0	0	2
NVR	5	0	2	2	10
OTT	7	1	1	2	2
PHI	4	1	2	3	2
PIT	6	1	4	5	6
SJS	2	0	0	0	2
STL	2	2	2	4	0
TBL	0	0	0	0	0
TOR	7	1	0	1	19
VAN	2	1	1	2	0
WSH	6	1	0	1	2
WPG	5	0	2	2	0

## NIKITA KUCHEROV

POSITION Right Wing

HEIGHT 5-11

WEIGHT 184

SHOOTS Right

ACQUIRED Selected in the second round, 58th overall,  
at the 2011 NHL Draft

BORN June 17, 1993 (Moscow, Russia)

SEASON NHL - 2nd, Lightning - 2nd

## 2013-2014 SEASON

Skated in 52 games with the Lightning in his 1st NHL season, posting 9 goals and 18 points to go along with 14 penalty minutes...Ranked 3rd on the Lightning among rookies for goals...Ranked 7th (tie-multiple players) among NHL rookies with 3 game-winning goals...Notched a 4-game point streak from Jan. 1-7 (3 goals, 1 assist)...Recorded a 3-game goal streak from Jan. 1-5...Scored his 1st career goal in his NHL debut, on his 1st shot, on Nov. 25 vs. NYR...Became the 7th player in Lightning history to record a goal in their NHL debut...**2014 Playoffs:** Skated in 2 postseason games with the Lightning, posting 1 goal...Made his Stanley Cup playoffs debut in Game 1 against Montreal on Apr. 16.

## CAREER

**2012-13 SEASON:** Skated in 33 QMJHL games last season with the Quebec Remparts and Rouyn-Noranda Huskies, posting 29 goals and 63 points to go along with a +17 rating and 14 penalty minutes...Skated in 6 games with Quebec, posting 3 goals and 10 points before being traded to Rouyn-Noranda on 11/21...Appeared in 27 games with the Huskies, registering 26 goals and 53 points to go along with a +18 rating and 12 penalty minutes...Ranked 5th on the Huskies for goals and 7th for points...Skated in 14 playoff games with Rouyn-Noranda, recording 9 goals and 24 points to go along with 10 penalty minutes and a +8 rating...Ranked 2nd on the Huskies for playoff points and assists (15) and was tied for 2nd for goals...Ranked tied for 1st on the Huskies in playoff plus/minus...Missed the beginning of the season due to off-season shoulder surgery...**2011-12:** Played in 18 games with CSKA Moscow of the KHL, recording 1 goal and 5 points...Appeared in 23 games with CSKA's junior team (MHL), registering 24 goals and 43 points...Played in 7 postseason games with CSKA-2, recording 3 goals and 4 points...**2010-11:** Played in 41 games with CSKA-2, recording 27 goals and 58 points to go along with 81 penalty minutes...Played in 8 games with CSKA (KHL), notching 2 assists...**International Career:** Has represented Russia on 3 occasions in international play and has won medals each time...**2013:** Skated for Russia at the World Junior championships, helping them win the Bronze Medal...Appeared in 7 games, recording 5 goals and 8 points to go along with 2 penalty minutes...**2012:** Appeared in 7 games for Russia at the World Junior Championships, registering 2 goals and 7 points, helping them capture the Silver Medal...**2011:** Represented Russia at the U-18 World Championships, skating in 7 games as his native country captured the Bronze Medal...Skated in 7 games, recording 11 goals and 21 points to go along with 6 penalty minutes.



# CAREER STATISTICS

SEASON	TEAM	LEAGUE	REGULAR SEASON											PLAYOFFS					
			GP	G	A	P	+/-	PIM	PPG	SHG	GWG	S		GP	G	A	P	PIM	
2010-11	CSKA 2	MHL	41	27	31	58	-	81	-	-	-	-	-	-	-	-	-	-	-
	CSKA	KHL	8	0	2	2	-	0	-	-	-	-	-	-	-	-	-	-	-
2011-12	RUSSTIA	U18	7	11	10	21	-	6	-	-	-	-	-	-	-	-	-	-	-
	CSKA	KHL	18	1	4	5	-	4	-	-	-	-	-	-	-	-	-	-	-
	CSKA-2	MHL	23	24	19	43	-	40	-	-	-	-	-	7	3	1	4	0	0
	RUSSTIA	WJC	7	2	5	7	-	2	-	-	-	-	-	-	-	-	-	-	-
2012-13	QUEBEC	QM JHL	6	3	7	10	-	2	-	-	-	-	-	-	-	-	-	-	-
	ROUYN-NORANDA	QM JHL	27	26	27	53	-	18	-	-	-	-	-	14	9	15	24	10	10
	RUSSTIA	WJC	7	5	3	8	-	2	-	-	-	-	-	-	-	-	-	-	-
2013-14	SYRACUSE	AHL	17	13	11	24	-	10	-	-	-	-	-	-	-	-	-	-	-
	TAMPA BAY	NHL	52	9	9	18	3	14	3	0	3	102		2	1	0	1	0	0
NHL TOTALS			52	9	9	18	3	14	3	0	3	102		2	1	0	1	0	0

## NHL AND LIGHTNING FIRSTS

Game: 11/25/13 vs. NYR  
Goal: 11/25/13 vs. NYR (Lundqvist)  
Assist: 12/23/13 at FLA

## TRANSACTIONS

Signed an entry level contract with Tampa Bay on September 10, 2012...  
Selected by Tampa Bay in the 2nd round, 58th overall, at the 2011 NHL Entry Draft.

# CAREER HIGHLIGHTS

GOALS:  
Game: 1 (9x, Last: 3/24/14 vs. OTT)  
Season: 13 (2013-14)  
Multi-Goal Games: None  
In 2013-14: None  
Hat Tricks: None  
Streak: 3 (1/1-1/5/14, 3g)  
In 2013-14: 3 (1/1-1/5/14, 3g)

ASSISTS:  
Game: 2 (12/23/13 at FLA)  
Season: 11 (2013-14)  
Streak: 3 (1/25-1/30/14, 3a)  
In 2013-14: 3 (1/25-1/30/14, 3a)

POINTS:  
Game: 2 (12/23/13 at FLA, 2a)  
Season: 18 (2013-14)  
Multi-Point Games: 1  
In 2013-14: 1  
Streak: 4 (1/1-1/7/14, 3g,1a)  
In 2013-14: 4 (1/1-1/7/14, 3g,1a)

SHOOTOUT STATISTICS:  
Career: 3/8 (37.5%)  
In 2013-14: 3/8 (37.5%)

MOST PIM IN A GAME:  
2 (7x, Last: 4/10/14 vs. PHI)

MOST SHOTS IN A GAME:  
6 (11/27/13 vs. PHI)





## MORROW VS. THE NHL

	GP	G	A	P	PIM
ANA	66	18	24	42	81
ARI	67	21	24	45	100
BOS	14	5	2	7	19
BUF	12	5	2	7	12
CGY	42	12	13	25	40
CAR	19	6	9	15	44
CHI	50	13	18	31	68
COL	48	11	12	23	63
CBJ	40	10	13	23	61
DAL	4	0	1	1	0
DET	41	12	9	21	47
EDM	43	16	20	36	57
FLA	14	5	4	9	23
LAK	72	21	23	44	149
MIN	39	10	12	22	38
MTL	13	4	3	7	17
NSH	48	12	16	28	64
NJD	18	4	4	8	10
NYI	18	7	3	10	16
NVR	18	6	5	11	16
OTT	12	5	8	13	14
PHI	14	3	5	8	22
PIT	9	0	2	2	28
SJS	62	16	23	39	74
STL	43	15	15	30	77
TBL	12	4	3	7	17
TOR	10	3	5	8	23
VAN	43	9	12	21	82
WSH	14	5	10	15	21
WPG	16	4	5	9	15

POSITION Forward

ACQUIRED Signed as a free agent on July 11, 2014

HEIGHT 5-11

BORN January 16, 1979 (Carlyle, Saskatchewan)

WEIGHT 212

SEASON NHL - 15th, Lightning - 1st

SHOOTS Left

## 2013-2014 SEASON

Skated in 71 games in his 1st season with the St. Louis Blues, posting 13 goals and 25 points to go along with 76 penalty minutes...Appeared in his 900th game on 2/6 vs. BOS...Scored his 250th career goal vs. FLA on 10/5...**2014 Playoffs:** Appeared in 2 postseason games with the Blues.

## CAREER

**2012-13 SEASON:** Played in 29 games with the Dallas Stars, collecting 6 goals and 11 points to go along with 18 penalty minutes... Appeared in 15 games for the Penguins, registering 6 goals and 14 points... Appeared in 14 postseason games with the Penguins, totaling 2 goals and 14 points, including 1 game-winning goal...**2011-12:** Played in 57 games with the Stars, recording 11 goals and 26 points to go along with 97 penalty minutes...Missed 25 games due to injuries, including 18 consecutive games to start 2012...**2010-11:** Played in all 82 games for the Stars, recording a career-high in goals (33) and 56 points, to go along with 76 penalty minutes... Posted 5 game-winning goals and 1 short-handed goal...**2009-10:** Played in 76 games with the Stars, recording 20 goals and 46 points to go along with 69 penalty minutes...**2008-09:** Missed majority of 2008-09 due to knee injury vs. CHI, 11/20... Appeared in 18 games with Stars, collecting 5 goals and 15 points to go along with 49 penalty minutes...**2007-08:** Played in all 82 games with the Stars, compiling 32 goals, tying a career-high in assists (42) and setting a career high in points (74)...Led the Stars in goals, power play goals (12), hits (260), and plus/minus (+23)... Appeared in all 18 postseason games for the Stars, setting a career playoff-high 9 goals, 6 assists, for 15 points... Tied a career playoff-high in penalty minutes with 22, as the Stars would lose to the Detroit Red Wings in the Western Conference Finals, 2-4...**2006-07:** Was named the Dallas Stars captain prior to the season... Missed majority of 2006-07 due to groin (11/22 vs. Nashville) and wrist (12/26 at CHI) injuries... Appeared in 40 games with the Stars, notching 16 goals and 31 assists to go along with 33 penalty minutes... Recorded his 300th career NHL point in a game against CHI... Appeared in 7 postseason games with the Stars, recording 2 goals and 3 points to go along with 18 penalty minutes...**2005-06:** Appeared in 81 games for the Stars, recording 23 goals and setting a career-high in assists (42), for 65 points... Logged a career high in penalty minutes (183)...Scored his 100th NHL goal on 10/28 vs. EDM... Appeared in 5 postseason games with the Stars, posting 1 goal and 6 points...**2004-05:** Due to the NHL Lockout, skated in 19 games with the CHI's Oklahoma City Blazers... Scored 8 goals and 22 points to go along with 31 penalty minutes...**2003-04:** Played in 81 games with the Stars, registering 25 goals and 49 points to go along with 121 penalty minutes... Recorded a career-high-tying 4 game goal streak (4 goals) 12/20-12/27... Notched his 100th career NHL assists on 1/15 at COL...Posted his 1st career hat trick on 1/31 at PHX (Arizona)...Appeared in 5 postseason games with the Stars, registering 1 point...**2002-03:** Played in 71 games with the Stars, registering 21 goals and 43 points to go along with 134 penalty minutes... Ranked among NHL leaders in 5 categories, ranked 2nd in shooting percentage (20.0%), tied for 4th in game-tying goals (2), tied for 5th in short-handed points (5) and tied for 7th in shorthanded goals (3)...Appeared in 12 postseason games with the Stars, registering 3 goals and 8 points to go along with 16 penalty minutes...**2001-02:** Played in 72 games with the Stars, recording 17 goals and 35 points to go along with 109 penalty minutes... Finished the season ranked 8th among all NHL forwards and 20th overall in hits... Appeared in the 2002 NHL Youngsters game on 2/1 in Los Angeles, posting a goal and an assist... Registered his 100th career NHL point with an assist on 3/3 vs. SJS...**2000-01:** Played in all 82 games with the Stars, registering 20 goals and 44 points to go along with 128 penalty minutes... Finished the season 4th among all NHL forwards in hits (230)... Appeared in his 100th NHL contest on 12/29 vs. LAK... Appeared in 10 postseason games with the Stars, registering 3 points and 12 penalty minutes...**1999-00:** Played in 64 games for the Stars, scoring 14 goals and 19 points in his rookie campaign... Named the Stars Rookie of the Year... Ranked tied for 4th in the NHL for game-winning goals (3), tied for 11th in goals (14) and points (33)...Started the season with the Michigan K-Wings of the IHL, recording 2 goals in 9 games...Appeared in all 21 postseason games for the Stars, registering 6 points and 22 penalty minutes.

**International Career:** Representative for Team Canada at the 2010 Vancouver Olympic Games, appearing in 7 games, and totaling 3 points, helping Team Canada win the gold medal...Representative for Team Canada at the 2005 World Championships in Austria, registering 1 point in 9 games, helping them win a silver medal...Representative for Team Canada at the 2004 World Championships in Czech Republic, appearing in 9 games and notching 3 points, helping the team win a gold medal... Represented Team Canada at the 2002 World Championships in Sweden...Skated in 1 game for Team Canada at the 2001 World Championships in Germany...Represented Team Canada at the 1998 World Junior Championships, registering 8 points and helped the team to a silver medal. **Junior Career:** 1998-99: Played in 61 games for the Portland Winter Hawks of the WHL, recording 41 goals and 85 points...Named to the 1998-99 Western Conference First All Star Team... Voted "Best Pro Prospect" by his peers in 1998-99... Representative for the Western Conference in the WHL All-Star Classic...1997-98: Skated in 68 games for the Portland Winter Hawks, registering 34 goals and 86 points to go along with 184 penalty minutes...Appeared in 16 postseason games with the Winter Hawks, scoring 10 goals and 18 points... Representative for the Western Conference in the WHL All-Star Classic... 1996-97: Played in 71 games with the Portland Winter Hawks, scoring 39 goals and 88 points to go along with 178 penalty minutes...Recorded amateur career-highs in points (88) and goals (39)... Representative for the Western Conference in the WHL All-Star Classic...1995-96: Played in 65 games for the Portland Winter Hawks, recording 13 goals and 25 points to go along with 61 penalty minutes in his rookie campaign in the WHL.





# CAREER STATISTICS

REGULAR SEASON													PLAYOFFS				
SEASON	TEAM	LEAGUE	GP	G	A	P	+/-	PIM	PPG	SHG	GWG	S	GP	G	A	P	PIM
1995-96	PORTLAND	WHL	65	13	12	25	-	61	-	-	-	-	7	0	0	0	8
1996-97	PORTLAND	WHL	71	39	49	88	-	178	-	-	-	-	6	2	1	3	4
1997-98	PORTLAND	WHL	68	34	52	86	-	184	11	2	4	-	16	10	8	18	65
1998-99	PORTLAND	WHL	61	41	44	85	-	248	19	1	6	-	4	0	4	4	18
1999-00	DALLAS	NHL	64	14	19	33	8	81	3	0	3	113	21	2	4	6	22
	MICHIGAN	IHL	9	2	0	2	-	18	1	0	1	19	-	-	-	-	-
2000-01	DALLAS	NHL	82	20	24	44	18	128	7	0	6	121	10	0	3	3	12
2001-02	DALLAS	NHL	72	17	18	35	12	109	4	0	3	102	-	-	-	-	-
	CANADA	WC	7	0	1	1	-	2	-	-	-	-	-	-	-	-	-
2002-03	DALLAS	NHL	71	21	22	43	20	134	2	3	4	105	12	3	5	8	16
2003-04	DALLAS	NHL	81	25	24	49	10	121	9	0	3	132	5	0	1	1	4
	CANADA	WC	9	0	3	3	-	12	-	-	-	-	-	-	-	-	-
2004-05	OKLAHOMA CITY	CHL	19	8	14	22	-	31	2	1	-	-	-	-	-	-	-
	CANADA	WC	9	0	1	1	-	6	-	-	-	-	-	-	-	-	-
2005-06	DALLAS	NHL	81	23	42	65	30	183	8	1	4	146	5	1	5	6	6
2006-07	DALLAS	NHL	40	16	15	31	-2	33	8	0	3	101	7	2	1	3	18
2007-08	DALLAS	NHL	82	32	42	74	23	105	12	2	7	207	18	9	6	15	22
2008-09	DALLAS	NHL	18	5	10	15	-4	49	2	0	0	52	-	-	-	-	-
2009-10	DALLAS	NHL	76	20	26	46	-3	69	9	1	2	155	-	-	-	-	-
	CANADA	OG	7	2	1	3	-	2	-	-	-	-	-	-	-	-	-
2010-11	DALLAS	NHL	82	33	23	56	-3	76	9	1	5	209	-	-	-	-	-
2011-12	DALLAS	NHL	57	11	15	26	1	97	5	0	2	88	-	-	-	-	-
2012-13	DALLAS	NHL	29	6	5	11	-8	18	1	0	1	31	-	-	-	-	-
	PITTSBURGH	NHL	15	6	8	14	5	19	1	0	1	24	14	2	2	4	8
2013-14	ST. LOUIS	NHL	71	13	12	25	1	76	4	0	3	56	2	0	0	0	0
NHL TOTALS			921	262	305	567	108	1298	84	8	47	1642	94	19	27	46	108

## NHL FIRSTS

Game: 11/18/99 at PHI  
Goal: 11/22/99 vs. COL (Roy)  
Assist: 11/24/99 vs. LAK

## CAREER HIGHLIGHTS

GOALS:  
Game: 3 (1/31/04 at PHI)  
Season: 33 (2010-11)  
Multi-Goal Games: 27  
In 2013-14: 1  
Hat Tricks: 1 (2003-04)  
Streak: 5 (2 times, last-4/2-4/10/11, 5g)  
In 2013-14: None

ASSISTS:  
Game: 3 (4/13/13 at WSH)  
Season: 42 (2 times, last 2007-08)  
Streak: 6 (11/10-11/23/07, 6a)  
In 2013-14: 2 (12/14-12/16/13, 3a)

POINTS:  
Game: 4 (3 times, last-3/16/10 vs. SJ, 2g-2a-4p)  
Season: 74 (2007-08)  
Multi-Point Games: 110  
In 2013-14: 5  
Streak: 8 (11/8-11/23/07, 4g, 6a)  
In 2013-14: 3 (12/19-12/23, 1g, 2a)

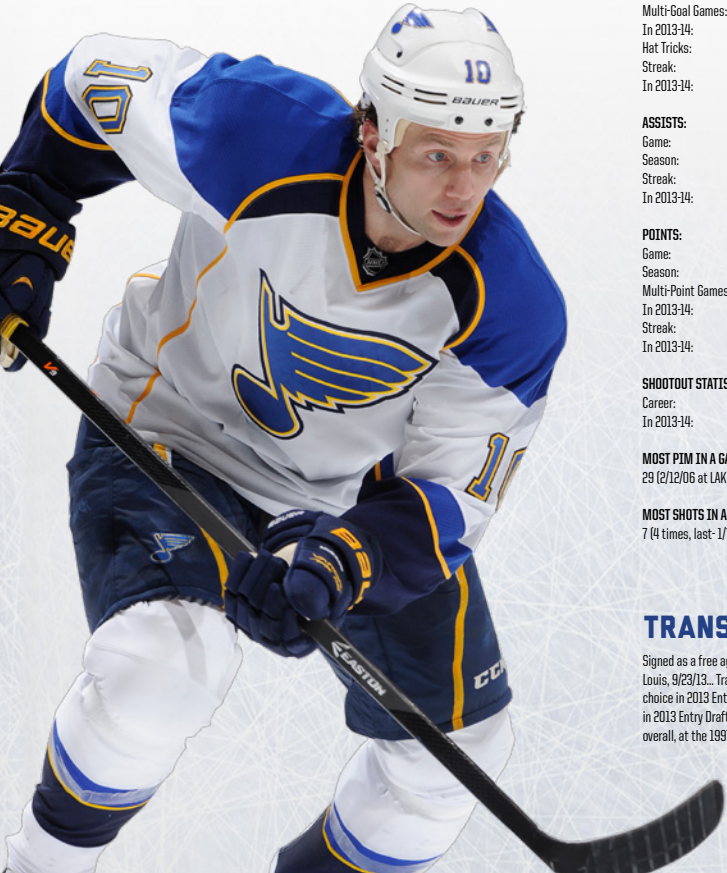
SHOOTOUT STATISTICS:  
Career: 3-6 (50.0%)  
In 2013-14: 0-0 (00.0%)

MOST PIM IN A GAME:  
29 (2/12/06 at LAK)

MOST SHOTS IN A GAME:  
7 (4 times, last-1/7/12 vs. EDM)

## TRANSACTIONS

Signed as a free agent by Tampa Bay, 7/11/14.. Signed as a free agent by St. Louis, 9/23/13... Traded to Pittsburgh by Dallas with Minnesota's 3rd round choice in 2013 Entry Draft for Joe Morrow and Pittsburgh's 5th round choice in 2013 Entry Draft on 3/24.. Selected by Dallas Stars in the 1st round, 25th overall, at the 1997 NHL Entry Draft.





## NABOKOV VS. THE NHL

	GP	W-L-T-OT	SO	GA	GAA	Sv%
ANA	50	26-19-0-3	3	111	2.27	.926
ARI	47	23-13-2-3	7	99	2.36	.913
BOS	13	6-5-0-1	0	28	2.45	.918
BUF	13	5-4-1-3	1	28	2.20	.923
CGY	32	14-13-2-2	2	75	3.41	.908
CAR	14	8-3-0-2	1	31	2.33	.919
CHI	27	15-6-2-3	1	66	2.48	.914
COL	29	12-14-1-2	5	74	2.67	.909
CBJ	29	20-5-0-3	4	51	1.79	.932
DAL	44	16-18-3-4	4	104	2.51	.906
DET	32	10-17-0-2	2	99	3.34	.892
EDM	29	13-7-4-5	2	72	2.42	.905
FLA	13	9-3-1-0	2	30	2.34	.922
LAK	45	26-13-2-2	4	94	2.14	.920
MIN	27	16-8-2-1	3	56	2.09	.919
MTL	13	8-3-0-1	1	29	2.46	.909
NSH	28	14-9-2-1	2	61	2.29	.911
NJD	16	6-10-0-0	1	47	3.09	.885
NVI	10	7-2-0-0	2	21	2.37	.920
NVR	21	8-10-0-3	0	53	2.54	.914
OTT	12	6-5-0-0	1	32	2.82	.884
PHI	17	10-4-2-0	2	45	2.69	.903
PIT	18	11-6-0-0	2	37	2.18	.925
SJS	1	0-1-0-0	0	4	4.14	.846
STL	23	12-7-0-3	2	54	2.35	.913
TBL	13	6-4-1-2	1	31	2.34	.914
TOR	11	7-2-1-1	0	34	3.06	.889
VAN	28	15-7-1-3	1	65	2.46	.909
WSH	19	13-2-0-4	3	43	2.22	.921
WPG	12	8-1-2-1	0	27	2.30	.919

POSITION Goaltender

ACQUIRED Signed as a free agent on July 2, 2014

HEIGHT 6-0

BORN July 25, 1975 (Kamenogorsk, Kazakhstan)

WEIGHT 204

SEASON NHL - 14th, Lightning - 1st

CATCHES Left

## 2013-2014 SEASON

Started in 40 games for the Islanders, posting a 15-14-8 record with four shutouts, a 2.74 goals against average and a .905 save percentage...Made 6 consecutive starts from 10/12-10/25...Won his 350th career game and recorded his 59th career shutout on 4/10 at MTL.

## CAREER

**2012-13 SEASON:** Started 41 of 48 games for the Islanders, posting a 23-11-7 record with 3 shutouts, a 2.50 goals against average and .910 save percentage...His 23 wins were 1 shy of the league lead...Climbed into 18th place on the NHL's all-time wins list (finished season with 335) and 19th place on the all-time shutouts list (finished season with 55)...Led all NHL goaltenders with 4 points (0-3/4)...Ranked 7th in the league with 1,036 saves...Appeared in 6 postseason games with the Islanders, posting a 2-4-0 record, with a .842 save percentage...**2011-12:** Posted a 9-18-3 record in 42 games with the Islanders...Missed 24 games due to injuries...Started season-high 11-consecutive games from 12/22-1/14...Recorded his 300th career win on 1/14 vs. BUF...Appeared in his 600th NHL game on 3/11 at NYR...**2010-11:** Played in 22 games with St. Petersburg of the KHL, posting a 8-8-5 record with a 3.02 goals against average and a .888 save percentage...Recorded 2 shutouts...**2009-10:** Played in 71 games with the San Jose Sharks, ranking 5th in league in appearances...Ranked 2nd in the NHL with 44 wins during his 10th and final season with San Jose...Finished 2nd in the league with saves with 1,998...Became the 38th goaltender in NHL history to reach 250 wins on 10/3 vs. ANA...Made his 9th playoff appearance with San Jose going 8-7 with a 2.56 GAA and a .907 save percentage in 15 games...Defeated COL and DET in the 1st and 2nd rounds, before being swept by CHI...**2008-09:** Appeared in 62 games for the San Jose Sharks, posting a 41-12-8 record...Ranked 2nd in the NHL with 41 wins tied for 4th with 7 shutouts and tied for 12th with a 2.44 GAA...Tied a career high with a 10-game winning streak from 10/28-12/4...Played in his 450th game on 12/13 vs. STL...Set a Sharks franchise record for individual shutout streak spanning 170-58 from 1/20-3/1...Appeared in 6-1st round postseason games with the Sharks against ANA, going 2-4 with a 2.82 GAA...**2007-08:** Played in a career-high 77 games with the Sharks, posting a 46-21-8 record...Named to the NHL First All-Star Team...Finished 2nd in the voting for the Vezina Trophy and 7th for the Hart Memorial Trophy...His 46 wins led the league and were 4th-most in a single season in NHL history...Finished second in the league in minutes played (4,560:56)...Ranked 2nd in the NHL with 1 goal wins (25)...His 43 consecutive starts to start the season was the NHL's 2nd-longest streak since 1989-90...Recorded his 40th shutout at EDM on 1/29...Appeared in 13 postseason games with the Sharks, posting a 2-18 GAA advancing past CAL in the 1st round...Appeared in his 50th postseason game in Game 4 of the Western Conference Quarterfinals...Recorded his 6th playoff shutout in Game 2 of the Western Conference Quarterfinals...**2006-07:** Appeared in 50 games for San Jose, posting a 25-16-4 record...Tied for 2nd in the NHL in shutouts (7), tied for 6th in GAA (2.29) and ranked 12th in save percentage (.914)...Set a franchise record for individual shutout streak (166:07) 3/2 at DAL through 3/9 vs. VAN...Appeared in 11 postseason games with the Sharks, posting a 2-23 GAA with a .923 save percentage...**2005-06:** Appeared in 45 games for the Sharks, posting a 16-19-7 record...Made his lone postseason appearance in Game 4 of the Western Conference Semifinals at EDM on May 12...**2004-05:** Played in 14 games with Metallurg Magnitogorsk (Russia), posting a 2-00 GAA and 3 shutouts...**2003-04:** Appeared in 59 games for the San Jose Sharks, posting a 31-19-8 record...Established a career high with 9 shutouts...Recorded a 2.20 GAA and a .921 save percentage...Posted his 3rd 30-win season...Appeared in 17 postseason games with the San Jose Sharks, tying for 2nd in the NHL in GAA (1.71), 4th in wins (10) and 3rd in save percentage (.935) as the Sharks advanced to the Western Conference Finals...**2002-03:** Appeared in 55 games with the Sharks, posting a 19-28-8-3 record...Became the franchise's all-time leader in minutes played (10,287) and goaltender games played (184)...Ranked 4th among all NHL goaltenders in wins (33) during the 2002 calendar year...**2001-02:** Appeared in 67 games with San Jose, registering a 37-24-5-7 record...Tied for 2nd in the NHL in shutouts (7) and 3rd in wins (37)...Finished 4th in Vezina Trophy voting...Played in 100th NHL game 12/6 vs. CAL...Became San Jose's all-time shutout leader with 11(38 saves) on 12/14 at COL...Appeared in 12 postseason games with the San Jose Sharks, posting a 2-61 GAA with a .904 save percentage...Clinched his 1st career playoff series in Game 5 of the Western Conference Quarterfinals on 4/26 vs. PHX (Arizona)...**2000-01:** Captured the Calder Memorial Trophy in his 1st full season with the San Jose Sharks...Appeared in 66 games, posting a 32-21-7-6 record...Selected to the NHL's All-Rookie Team...Named the Sporting News NHL Rookie of the Year...Led the NHL in road GAA (1.94)...Named PlayStation "Rookie of the Year"...Posted 20th win in 28th game, becoming the 2nd-fastest rookie goaltender since 1990-91 to reach the 20-win mark...Made 1st career playoff start in Game 1 of the Western Conference Quarterfinals on 4/12...Posted his 1st playoff win and shutout (28 saves) in Game 2 on 4/14...**1999-00:** Made his NHL debut on 1/1 at NSH, stopping all 4 shots faced in relief...Picked up his first NHL victory on 3/2 vs. NSH, facing 2 shots in 35-plus minutes of relief...Made his Stanley Cup Playoffs Debut, stopping all 10 shots faced in 20 minutes of action vs. STL...**1998-99:** Appeared in 43 games for the AHL's Kentucky Thoroughblades, posting a 26-14-1 record...Tied Kentucky's franchise record for wins in a season with 26 during his 2nd season in North America...Named Itech AHL Goaltender of the Month for November...Posted his 1st career shutout on 11/8 at CIN...**1997-98:** Appeared in 33 games for the AHL's Kentucky Thoroughblades, posting a 10-21-2 record...Played in his 1st season in North America...Earned his 1st professional victory on 10/4 at CIN, stopping 23-of-29 shots...**International Career:** Represented Team Russia at 2 Olympic Games (2010 - Vancouver; 2006 - Torino) playing in 7 games in 2006, posting a 4-2 record...Represented Team Russia at the 2011 World Championships, posting a 2-1 record in 3 appearances...Represented Team Russia at the 2008 World Championships, appearing in 5 games and posting 2 shutouts, helping Russia to its 1st Gold Medal since 1993...Was named a Media All-Star and Russia's best player as voted by coaches.



# CAREER STATISTICS

REGULAR SEASON														PLAYOFFS							
SEASON	TEAM	LEAGUE	GP	W	L	T	OT	SO	GA	SA	SV%	GAA		GP	W	L	SO	GA	SV%	GAA	
1997-98	KENTUCKY	AHL	33	10	21	2	-	0	122	-	-	3.92		1	0	0	0	1	-	2.59	
1998-99	KENTUCKY	AHL	43	26	14	1	-	5	106	-	-	2.62		11	6	5	2	30	-	3.00	
1999-00	SAN JOSE	NHL	11	2	2	1	-	1	15	116	.910	2.17		1	0	0	0	0	1.000	0.00	
	CLEVELAND	IHL	20	12	4	3	-	0	52	-	-	2.68		-	-	-	-	-	-	-	
	KENTUCKY	AHL	2	1	1	0	-	1	3	-	-	1.50		-	-	-	-	-	-	-	
2000-01	SAN JOSE	NHL	66	32	21	7	-	6	135	1,582	.915	2.19		4	1	3	1	10	.903	2.75	
2001-02	SAN JOSE	NHL	67	37	24	5	-	7	149	1,818	.918	2.29		12	7	5	0	31	.904	2.61	
2002-03	SAN JOSE	NHL	55	19	28	8	-	3	146	1,561	.906	2.71		-	-	-	-	-	-	-	
2003-04	SAN JOSE	NHL	59	31	19	8	-	9	127	1,610	.921	2.20		17	10	7	3	30	.935	1.71	
2004-05	METALLURG	RUSSIA	14	-	-	-	-	3	27	-	-	-		5	-	-	0	13	-	2.53	
	SAN JOSE	NHL	45	16	19	-	7	1	133	1,160	.885	3.10		1	0	0	0	1	.750	5.00	
2005-06	RUSSIA	OG	7	-	-	-	-	3	8	-	-	1.34		-	-	-	-	-	-	-	
	SAN JOSE	NHL	50	25	16	-	4	7	106	1,227	.914	2.29		11	6	5	1	26	.920	2.23	
2007-08	SAN JOSE	NHL	77	46	21	-	8	6	163	1,802	.910	2.14		13	6	7	1	31	.907	2.18	
2008-09	SAN JOSE	NHL	62	41	12	-	8	7	150	1,663	.910	2.44		6	2	4	0	17	.890	2.82	
2009-10	SAN JOSE	NHL	71	44	16	-	10	3	170	2,168	.922	2.43		15	8	7	1	38	.907	2.56	
	RUSSIA	OG	3	2	1	0	-	0	10	68	-	4.16		-	-	-	-	-	-	-	
2010-11	SKA	KHL	22	-	-	-	-	2	62	-	-	3.02		-	-	-	-	-	-	-	
2011-12	NY ISLANDERS	NHL	42	19	18	-	3	2	101	1,172	.914	2.55		-	-	-	-	-	-	-	
2012-13	NY ISLANDERS	NHL	41	23	11	-	7	3	103	1,139	.910	2.50		6	2	4	0	24	.842	4.44	
2013-14	NY ISLANDERS	NHL	40	15	4	-	8	4	103	1,085	.905	2.74		-	-	-	-	-	-	-	
NHL TOTALS			686	350	221	29	69	59	1,601	18,153	.912	2.43		86	42	42	7	208	.908	2.43	

## NHL FIRSTS

GAME: NHL - 1/1/00 at NSH  
WIN: NHL - 3/2/00 vs. NSH  
SHUTOUT: NHL - 1/19/00 at COL

## CAREER HIGHLIGHTS

LONGEST WINNING STREAK: 10 (2x, Last: 2/21/08-3/14/08)  
In 2013-14: 2 (12/31/13-1/2/14)

LONGEST SHUTOUT STREAK: 170:58 (1/20/09-1/31/09)  
In 2013-14: 84:59 (4/5/14-4/10/14)

MOST SHOTS FACED IN A GAME: 52 (2/10/10 at DET)

MOST SAVES IN A GAME: 50 (2/11/10 at DET)

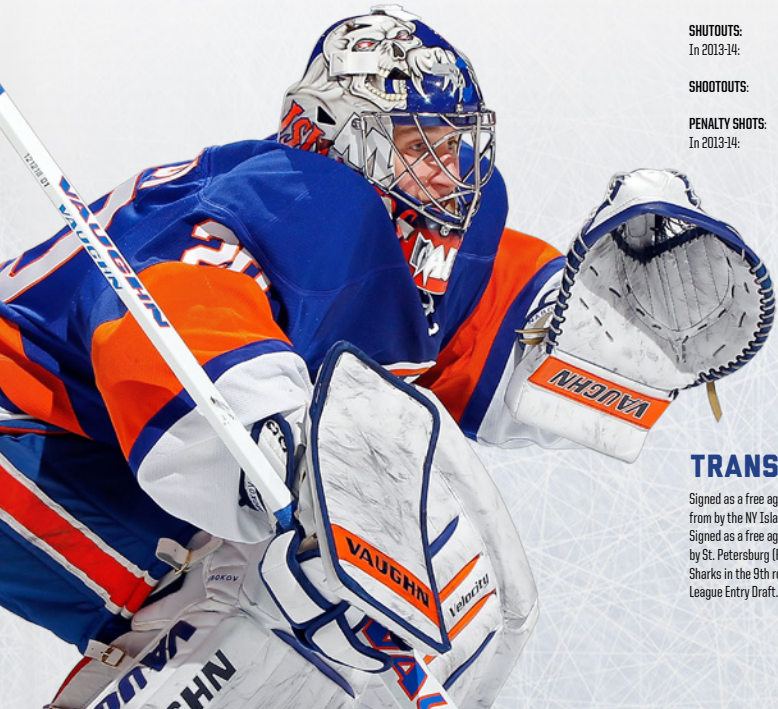
SHUTOUTS: 59 (LAST: 4/10/14 at MTL)  
In 2013-14: 4

SHOOTOUTS: 136(214 (0.635 SV%, 30-30 record)

PENALTY SHOTS: 12/16 (.750 SV%)  
In 2013-14: None

## TRANSACTIONS

Signed as a free agent by Tampa Bay on 7/2/14...Claimed off waivers from by the NY Islanders from the Detroit Red Wings on 1/22/11... Signed as a free agent by Detroit on 1/20/11...Signed as a free agent by St. Petersburg (Russia-KHL) on 7/7/10...Selected by the San Jose Sharks in the 9th round, 219th overall, of the 1994 National Hockey League Entry Draft.







POSITION Defenseman

ACQUIRED Signed as a free agent on July 1, 2009

HEIGHT 6-3

BORN September 9, 1976 (Pitea, Sweden)

WEIGHT 239

SEASON NHL - 16th, Lightning - 5th

SHOOTS Left

## 2013-2014 SEASON

Did not play due to knee surgery.

## CAREER

**2012-13 SEASON:** Did not play due to knee surgery...**2011-12:** Did not play due to knee surgery...**2010-11:** Was 2nd on the team with 135 hits and 136 blocked shots...Finished 3rd on the team with 70 penalty minutes...Recorded his 250th career assist on 1/9 at NJD...Played in his 900th career game 3/22 vs. NYI...Of his 5 assists on the season, 3 of them came during a 6-game span from 12/4 to 12/18...Recorded a season-high plus-3 rating on 2 occasions...**2011 Playoffs:** Appeared in his 1st postseason since the 2009 Stanley Cup Playoffs with VAN...Had 1g-1a-2p in the ECQF...Registered 0g-1a-1p in the ECF...Was 3rd among all playoff skaters with 49 blocked shots and finished 3rd on the team with 39 hits...Concluded the playoffs 4th on the Lightning with a plus-5 rating...**2009-10:** Served as alternate captain...Ranked 9th on the team in assists and was tied for 10th in points with 13...Led the team in ice time with 22:49 and ranked 1st on the Bolts with 29.6 shifts per game...Tied for 1st on the team with 116 blocked shots and was tied for 3rd on Tampa Bay with 112 hits...Recorded 2 season-high 2-game point streaks from 10/8 to 10/10 (0-3-3) and from 3/2 to 3/4 (0-2-2)...Registered 2 multi-point games on 10/10 (0-2-2) and on 1/2 (0-2-2)...Missed 15 games due to injury...**2008-09:** Played in 82 games for Vancouver, recording 6 goals and 25 points with a plus-14 rating...Marked the 2nd time in his career he played in all 82 games...Was 2nd among VAN defensemen in plus-minus rating, tied for 3rd in points with 25 and was 3rd in goals and average time on ice with 21:34...Led VAN in shifts per game with 27.2 and blocked shots with 152, while ranking 4th in hits with 109...Tied his career high with 2 goals and also had a plus-1 rating on 4/7 vs. CGY...Registered a season high 3-game point streak from 2/7 to 2/12/09, recording a goal and 3 points...Logged a season high 27:27 in ice time with a plus-1 rating on 1/4 vs. DAL...Tied his career highs for assists and points in a game with 3, including a season high plus-4 rating on 11/19 at NYR...

**2009 Playoffs:** Played in 10 playoff games with the Canucks, recording a goal and 3 points with a plus-5 rating...Led the team in plus/minus and ranked 3rd in average ice time with 23:53...**2007-08:** Logged the Canucks highest time on ice per game with an average of 23:46...Underwent season-ending knee surgery on 3/13...Scored his 84th career goal to become the Canucks all-time goals leader among defensemen on 12/15 at EDM...**2006-07:** Led all Canucks skaters in average time on ice per game (24:47)...Finished the season with 6 career overtime goals, placing him in a 2-way tie for 4th place with the most overtime goals scored by a Canuck defenseman all-time...**2007 Playoffs:** Made 12 Playoff appearances, recording 7 points (2-5-7) and 12 penalty minutes...Became the 3rd-highest scoring defenseman in franchise playoff history earning his 19th and 20th career playoff points on 4/11 vs. DAL...**2005-06:** Led all Canucks defensemen in goals scored with 13 and recorded a total of 33 points (13-20-33), and 92 penalty minutes...Led the team in blocked shots with 170 and ice-time per game with an average of 25:40...**2003-04:** Played an entire 82-game season for the 1st time in his NHL career, finishing with 34 points including a career high 14 goals...Led all Canucks skaters with an average of 25:47 of ice-time per game...Scored his 4th goal in 5 games, and logged over 25 minutes of ice time on 3/6 at CBJ...Tied for a club record with Geoff Courttnall, scoring his 5th career overtime goal on 11/18 vs. MTL...**2002-03:** Set a new career high with 27 assists in only 59 games played...Finished the season with 29 points and a team-leading 25:23 in average ice time per game...**2001-02:** Finished the season with a career-high 36 points at the time...Notched 3 assists, a new single-game career high on 10/11 at DAL...**2000-01:** Led all Canucks with an average ice time of 25 minutes...Returned to the line-up after missing 17 games following eye surgery and was named 1st star, scoring the game-winner on 11/28 vs. ANA...**1999-00:** Led the Canucks in ice time with an average of 27:41 per game, that average also ranked 5th in the NHL...Led the NHL with an average of 33.2 shifts per game...Missed the 1st 38 games with an eye injury suffered in the preseason on 9/21 at OTT...**1998-99:** Recorded his 1st career 3-point game 3/27 vs. MTL...Finished 7th in the NHL with an average ice time of 26:07 per game...1st on the team with 154 blocked shots...Picked up 14 points in his 1st 14 games (4-10-14)...**1997-98:** Finished 2nd in Calder trophy voting to Sergei Samsonov...Finished 1st in NHL rookie scoring among defensemen (30 points)...Finished 1st in the League in rookie assists among defensemen (23)...Finished 5th overall in rookie scoring...Finished 1st among rookies in shots (172)...Recorded 1st goal and 1st assist on 10/9 vs. TOR...Played 1st NHL game 10/3 against ANA in Japan...Tied Lumme for 1st among Canuck defensemen in scoring...**International Career:** Represented Sweden at the 2010 Winter Olympics, registering a goal and 2 penalty minutes in 4 games...Won the Gold Medal at the 2006 Winter Olympics, recording 2 points in 6 games...Represented Sweden at the 2004 World Cup, recording a goal in 4 games played...Registered 2 points in 4 games for Sweden at the 2002 Winter Olympics...Won the Bronze Medal with Sweden at the 2001 World Championships, recording 2 goals and 5 points in 9 games...Played in 4 games during the 1998 Winter Olympics, notching 1 assist...Won the Gold Medal at the 1998 World Championships...Won the Silver Medal with Sweden at the 1997 World Championships, recording 2 goals and 3 points in 11 games...Participated in the 1996 (silver), 1995 (bronze) and 1994 (silver) World Junior Championships.

## OHLUND VS. THE NHL

	GP	G	A	P	PIM
ANA	43	4	13	17	34
BOS	20	0	3	3	10
BUF	20	2	5	7	30
CGY	55	9	18	27	55
CAR	20	2	7	9	12
CHI	42	5	14	19	40
COL	61	5	14	19	76
CBJ	31	7	12	19	31
DAL	36	1	16	17	16
DET	40	1	12	13	59
EDM	60	7	16	23	86
FLA	22	1	5	6	12
LAK	43	2	15	17	43
MIN	50	5	10	15	63
MTL	24	5	9	14	14
NSH	35	4	10	14	36
NJD	20	2	4	6	14
NYI	17	0	2	2	4
NVR	14	0	6	6	9
OTT	24	0	4	4	30
PHI	18	2	3	5	22
PHX	38	4	6	10	47
PIT	19	1	6	7	4
SJS	44	6	7	13	38
STL	37	9	8	17	20
TBL	10	3	3	6	7
TOR	29	5	12	17	35
VAN	2	0	0	0	2
WSH	19	0	4	4	20
WPG	16	1	6	7	16



# CAREER STATISTICS

REGULAR SEASON														PLAYOFFS				
SEASON	TEAM	LEAGUE	GP	G	A	P	+/-	PIM	PPG	SHG	GWG	S		GP	G	A	P	PIM
1993-94	PITTA	SWE-2	28	7	10	17	-	62	-	-	-	-	-	-	-	-	-	-
	SWEDEN	WJC-A	7	0	2	2	-	2	-	-	-	-	-	-	-	-	-	-
1994-95	LULEA	SWEDEN	34	6	10	16	-	34	-	-	-	-	-	9	4	0	4	16
	SWEDEN	WJC-A	7	1	0	1	-	4	-	-	-	-	-	-	-	-	-	-
1995-96	LULEA	SWEDEN	38	4	10	14	-	26	-	-	-	-	-	13	1	0	1	47
	SWEDEN	WJC-A	7	0	5	5	-	32	-	-	-	-	-	-	-	-	-	-
1996-97	LULEA	SWEDEN	47	7	9	16	-	38	-	-	-	-	-	10	1	2	3	8
	LULEA	EUROHL	6	0	3	3	-	0	-	-	-	-	-	-	-	-	-	-
1997-98	SWEDEN	WC-A	11	2	1	3	-	12	-	-	-	-	-	-	-	-	-	-
	VANCOUVER	NHL	77	7	23	30	3	76	1	0	0	172	-	-	-	-	-	-
1998-99	SWEDEN	OLYMPICS	4	0	1	1	-	4	-	-	-	-	-	-	-	-	-	-
	VANCOUVER	NHL	74	9	26	35	-19	83	2	1	1	129	-	-	-	-	-	-
1999-00	VANCOUVER	NHL	42	4	16	20	6	24	2	1	1	63	-	-	-	-	-	-
	VANCOUVER	NHL	65	8	20	28	-16	46	1	1	4	136	-	-	-	-	-	-
2000-01	SWEDEN	WC-A	9	2	3	5	-	12	-	-	-	-	-	-	-	-	-	-
	VANCOUVER	NHL	81	10	26	36	16	56	4	1	3	193	-	-	-	-	-	-
2001-02	SWEDEN	OLYMPICS	4	0	2	2	-	2	-	-	-	-	-	-	-	-	-	-
	VANCOUVER	NHL	59	2	27	29	1	42	0	0	0	100	-	-	-	-	-	-
2002-03	VANCOUVER	NHL	82	14	20	34	14	73	5	0	3	129	-	-	-	-	-	-
	SWEDEN	W-CUP	4	1	0	1	-	0	-	-	-	-	-	-	-	-	-	-
2004-05	LULEA	SWEDEN	4	0	2	2	-	2	-	-	-	-	-	-	-	-	-	-
	VANCOUVER	NHL	78	13	20	33	-6	92	8	1	2	183	-	-	-	-	-	-
2005-06	SWEDEN	OLYMPICS	6	0	2	2	-	2	-	-	-	-	-	-	-	-	-	-
	VANCOUVER	NHL	77	11	20	31	-3	80	6	0	2	170	-	-	-	-	-	-
2006-07	VANCOUVER	NHL	53	9	15	24	-1	79	4	0	2	128	-	-	-	-	-	-
	VANCOUVER	NHL	82	6	19	25	14	105	3	0	1	131	-	-	-	-	-	-
2008-09	VANCOUVER	NHL	67	0	13	13	-8	59	0	0	0	71	-	-	-	-	-	-
	TAMPA BAY	OLYMPICS	4	1	0	1	-	2	-	-	-	-	-	-	-	-	-	-
2010-11	SWEDEN	OLYMPICS	4	1	0	1	-	2	-	-	-	-	-	-	-	-	-	-
	TAMPA BAY	NHL	72	0	5	5	-7	70	0	0	0	39	-	-	-	-	-	-
2011-12	TAMPA BAY	NHL	-	-	-	-	-	-	-	-	-	-	-	-	-	-	-	-
	TAMPA BAY	NHL	-	-	-	-	-	-	-	-	-	-	-	-	-	-	-	-
2012-13	TAMPA BAY	NHL	-	-	-	-	-	-	-	-	-	-	-	-	-	-	-	-
	TAMPA BAY	NHL	-	-	-	-	-	-	-	-	-	-	-	-	-	-	-	-
TAMPA BAY TOTALS			139	0	18	18	-15	129	0	0	0	110		18	1	2	3	8
NHL TOTALS			909	93	250	343	-6	885	36	5	19	1644		70	10	21	31	63

# NHL AND LIGHTNING FIRSTS

**GAME:** NHL - 10/3/97 vs. ANA  
Lightning - 10/3/09 at ATL  
**GOAL:** NHL - 10/9/97 vs. TOR (Potvin)  
Lightning - None  
**ASSIST:** NHL - 10/9/97 vs. TOR  
Lightning - 10/3/09 at ATL

# CAREER HIGHLIGHTS

**GOALS:**  
Game: 2 (7 times, last - 4/7/09 vs. CGY)  
Season: 14 (2003-04)  
Multi-Goal Games: 7  
In 2013-14: None  
Hat Tricks: None  
Streak: 3 (4 times, last - 12/12-12/16/06, 3g)  
In 2013-14: None  
**ASSISTS:**  
Game: 3 (5 times, last - 11/19/08 vs. NYR)  
Season: 27 (2002-03)  
Streak: 4 (2 times, last - 1/19-1/27/04, 4a)  
In 2013-14: None  
**POINTS:**  
Game: 3 (7 times, last - 11/19/08 at NYR, 0g-3a-3p)  
Season: 36 (2001-02)  
Multi-Point Games: 56  
In 2013-14: None  
Streak: 6 (1/12-1/23/02, 5g-4a-9p)  
In 2013-14: None  
**SHOOTOUT STATISTICS:**  
Career: 1-2 (.500)  
In 2013-14: 0-0 (.000)  
**MOST PIM IN A GAME:**  
29 (11/27/98 at DET)  
**MOST SHOTS IN A GAME:**  
7 (6 times, last - 03/19/07 at EDM)

# TRANSACTIONS

Signed by Tampa Bay as a free agent on July 1, 2009...Selected by Vancouver in the 1st round, 13th overall, of the 1994 NHL Entry Draft.





## PALAT VS. THE NHL

	GP	G	A	P	PIM
ANA	2	0	0	0	2
ARI	2	2	1	3	0
BOS	4	1	1	2	0
BUF	5	1	1	2	2
CGY	2	2	1	3	0
CAR	4	2	2	4	0
CHI	2	0	0	0	0
COL	2	0	1	1	0
CBJ	3	1	0	1	0
DAL	2	0	3	3	0
DET	5	2	1	3	6
EDM	2	0	1	1	2
FLA	6	1	2	3	2
LAK	2	1	1	2	0
MIN	2	0	0	0	0
MTL	5	0	3	3	4
NSH	2	0	1	1	0
NJD	5	0	2	2	0
NYI	4	0	0	0	2
NYR	3	1	0	1	0
OTT	6	1	8	9	0
PHI	4	2	1	3	0
PIT	4	1	1	2	0
SJS	2	0	1	1	0
STL	2	0	0	0	0
TBL	0	0	0	0	0
TOR	5	3	2	5	0
VAN	2	1	2	3	0
WSH	2	2	2	4	0
WPG	4	1	0	1	0

**POSITION** Left Wing**HEIGHT** 6-0**WEIGHT** 190**SHOOTS** Left**ACQUIRED** Selected in the seventh round, 208th overall,  
at the 2011 NHL Draft**BORN** March 28, 1991 (Frydek-Mistek, Czech Republic)**SEASON** NHL - 2nd, Lightning - 2nd

## 2013-2014 SEASON

Skated in 81 games with the Lightning, posting 23 goals and 59 points to go along with 20 penalty minutes... Ranked 2nd among rookies for points and was 3rd for goals with 23... He ranked 2nd behind Nathan MacKinnon for assists with 36... Named to the NHL's All-Rookie Team... Ranked 2nd (min. 25 games) among rookie forwards for average TOI (18:02) and 1st for plus/minus +32... Named Rookie of the Month for both March and January... Led all rookies for points from the beginning of January with 44 points (17 goals, 27 assists)... Skated in 4 games with the Czech Republic at the 2014 Winter Olympics in Sochi, Russia... Registered a Lightning franchise record 8-game point streak from Dec. 23-Jan. 9 (4 goals, 6 assists)... The 8-game point streak was the 2nd longest by any rookie in the NHL in 2013-14 (Nathan MacKinnon, 13-game streak from Jan. 25-March 6)... **2014 Playoffs:** Skated in 3 postseason games, tallying 2 goals and 3 points... Made his Stanley Cup playoffs debut in Game 1 against Montreal on Apr. 16... Ranked tied for 3rd on the team for playoff points.

## CAREER

**2012-13 SEASON:** Played in 14 games with the Lightning in his 1st NHL season, collecting 2 goals and 4 points with a plus-5 rating... Made his NHL debut on 3/4 vs. PIT... Scored his 1st NHL goal on 3/16 vs. CAR... Played in a career-high 15:19 TOI on 3/26 vs. BUF... Netted the game-winner on 3/16 vs. CAR... Skated in 56 games with the Syracuse Crunch (AHL), tallying 13 goals and 39 assists for a career-high 52 points... Ranked 1st on the Crunch with 39 assists... Tied for 2nd on the team for shorthanded goals with 1... Skated in 18 games with the Crunch during the Calder Cup playoffs, notching a team-best 26 points (7 goals, 19 assists)... Recorded points in each of the 1st 6 playoff games, recording 15 points (4 goals, 11 assists) during that stretch... Tallied 8 multi-point games during the postseason... **2011-12:** Played 1st AHL season with Norfolk, tallying 9 goals and 30 points to go along with 10 penalty minutes in 61 games... Ranked 4th on Admirals in rookie scoring... Registered a 7-game point streak from 3/14 through 3/30... Netted 1st pro/AHL goal on 11/25 vs. Providence... Notched 1st pro/AHL point (assist) on 10/29 at Syracuse... Made his pro/AHL debut on 10/22 vs. Binghamton... Skated in 18 Calder Cup playoff games, tallying 4 goals and 9 points... Ranked 8th (tie) on the Admirals in playoff scoring with 9 points... Won Calder Cup with Norfolk... **Junior Career:** Appeared in 120 career QMJHL games with the Drummondville Voltigeurs, amassing 56 goals and 136 points... 2010-11: Played in 61 games with Drummondville, notching 39 goals and 96 points... Finished 4th in points, 6th in goals and 7th in assists (57) in the QMJHL... Ranked 5th in the league for power-play goals (15) and 6th in game-winning goals (7)... Skated in 10 playoff games, tallying a team-best (tie) 11 points... 2009-10: Played 1st season in the QMJHL with Drummondville, recording 17 goals and 40 points in 59 games... Ranked 8th on the team in points and 7th in plus/minus (+33)... Appeared in 7 playoff games with the Voltigeurs, registering a goal and 2 points.



# CAREER STATISTICS

REGULAR SEASON														PLAYOFFS					
SEASON	TEAM	LEAGUE	GP	G	A	TP	+/-	PIM	PPG	SHG	GWG	S	GP	G	A	TP	PIM		
2009-10	DRUMMONDVILLE	QMJHL	59	17	23	40	-	24	-	-	-	-	7	1	1	2	0		
2010-11	DRUMMONDVILLE	QMJHL	61	39	57	96	-	24	-	-	-	-	10	4	7	11	6		
2011-12	NORFOLK	AHL	61	9	21	30	-	10	-	-	-	-	18	4	5	9	6		
2012-13	SYRACUSE	AHL	56	13	39	52	-	35	-	-	-	-	18	7	19	26	12		
	TAMPA BAY	NHL	14	2	2	4	5	0	0	0	1	16	-	-	-	-	-		
2013-14	TAMPA BAY	NHL	81	23	36	59	32	20	3	2	3	165	3	2	1	3	0		
	CZECH REP.	OLY	4	0	0	0	-	0	-	-	-	-	-	-	-	-	-		
LIGHTNING 6 NHL TOTALS			95	25	38	63	37	20	3	2	4	181	3	2	1	3	0		

## NHL AND LIGHTNING FIRSTS

Game: 3/4/13 at PIT  
Goal: 3/16/13 vs. CAR (Peters)  
Assist: 3/4/13 at PIT

## TRANSACTIONS

Re-signed by Tampa Bay to a 3 year contract on June 9, 2014...  
Signed an entry-level contract on October 10, 2011...Selected by Tampa Bay in the 7th round, 208th overall, at the 2011 NHL Entry Draft.

# CAREER HIGHLIGHTS

**GOALS:**  
Game: 2 (3x, Last: 4/8/14 vs. TOR)  
Season: 23 (2013-14)  
Multi-Goal Games: 3  
In 2013-14: 3  
Hat Tricks: None  
Streak: 2 (3x, Last: 3/8-3/10/14, 3g)  
In 2013-14: 2 (3x, Last: 3/8-3/10/14, 3g)

**ASSISTS:**  
Game: 2 (8x, Last: 4/1/14 vs. MTL)  
Season: 36 (2013-14)  
Streak: 5 (12/23-1/9/14, 6a)  
In 2013-14: 5 (12/23-1/9/14, 6a)

**POINTS:**  
Game: 3 (2x, Last: 3/10/14 vs. PHX)  
Season: 59 (2013-14)  
Multi-Point Games: 17  
In 2013-14: 17  
Streak: 8 (12/23-1/9/14; 4g, 6a)  
In 2013-14: 8 (12/23-1/9/14; 4g, 6a)

**SHOOTOUT STATISTICS:**  
Career: 1-4 (25.0%)  
In 2013-14: 1-4 (25.0%)

**MOST PIM IN A GAME:**  
4 (12/12/13 vs. DET)

**MOST SHOTS IN A GAME:**  
6 (2x, Last: 3/6/14 vs. PHX)





## PANIK VS. THE NHL

	GP	G	A	P	PIM
ANA	2	0	1	1	2
ARI	2	1	0	1	0
BOS	6	0	0	0	0
BUF	5	0	0	0	0
CGY	1	0	0	0	0
CAR	5	1	0	1	2
CHI	2	0	1	1	0
COL	0	0	0	0	0
CBJ	2	0	1	1	6
DAL	0	0	0	0	0
DET	3	0	1	1	0
EDM	2	0	1	1	0
FLA	4	0	1	1	4
LAK	2	0	0	0	0
MIN	1	0	1	1	0
MTL	3	1	0	1	0
NSH	1	1	0	1	0
NJD	2	0	1	1	0
NYI	3	1	0	1	0
NYR	4	0	0	0	0
OTT	3	0	1	1	2
PHI	2	1	0	1	0
PIT	5	0	3	3	4
SJS	2	0	1	1	0
STL	1	0	0	0	0
TBL	0	0	0	0	0
TOR	3	0	0	0	0
VAN	1	0	0	0	0
WSH	5	2	1	3	5
WPG	3	0	0	0	0

## RICHARD PANIK

<b>POSITION</b>	Center	<b>ACQUIRED</b>	Selected by Tampa Bay in the second round,
<b>HEIGHT</b>	6-1		52nd overall, at the 2009 NHL Draft
<b>WEIGHT</b>	202	<b>BORN</b>	February 7, 1991 (Martin, Slovakia)
<b>SHOOTS</b>	Left	<b>SEASON</b>	NHL - 2nd, Lightning - 2nd

## 2013-2014 SEASON

Skated in 50 games with the Lightning, posting 3 goals and 13 points to go along with 21 penalty minutes...4 of his 9 assists during the season came on the man-advantage...Represented Team Slovakia at the 2014 Winter Olympics in Sochi, Russia and appeared in 4 games...Skated in 13 games with Syracuse, registering 3 goals and 11 points to go along with 8 penalty minutes...**2014 Playoffs:** Skated in 2 games with the Lightning, posting 4 penalty minutes...Made his Stanley Cup playoffs debut in Game 1 against Montreal on April 16.

## CAREER

**2012-13 SEASON:** Played in 25 games with the Lightning in his first career NHL season, recording 5 goals and 9 points to go along with 4 penalty minutes...Skated in a season-high 15:56 TOI on 4/16 at WPG...Recorded his 1st career 2-goal game and also added an assist and a plus-4 rating on 4/13 at WSH...Scored his 1st career NHL goal (game-winner) on 2/23 at CAR...Made his NHL debut 2/12 vs. MTL...Skated in 51 games with Syracuse, registering 22 goals and 41 points to go along with 81 penalty minutes...Ranked 3rd on the Crunch in goals and 5th in points...Ranked 7th on Syracuse with a plus-17 rating...Ranked tied for 3rd on the Crunch with 7 power play goals...Skated in 16 postseason games with the Crunch, tallying 9 goals and 14 points...Ranked 2nd on the team for goals during the Calder Cup playoffs and was 1st with 59 penalty minutes...Finished the playoffs on a 5-game goal scoring streak (5 goals, 1 assist)...**2011-12:** Played 1st career AHL season with the Admirals, recording 19 goals and 41 points in 64 games...Ranked 3rd in rookie scoring on Norfolk in points...Finished 4th on team with 7 power-play tallies...Scored 1st career AHL/pro goal on 10/14 vs. Hershey...Skated in 18 Calder Cup playoff games, registering 5 goals and 6 points...Ranked 4th (tie) on Admirals in goals...Won Calder Cup with Norfolk...**Junior Career:** Has amassed 48 goals and 97 points in 111 career OHL games...In 2010-11, played his 2nd consecutive year in the OHL, splitting time between Belleville and Guelph...Skated in 27 games with Belleville to start the season, scoring 14 goals and recording 31 points...His point total was 6th among all Bulls skaters...Ranked 4th on the team with 5 power-play goals...Was the only Belleville player to record over a point per game...Traded to Guelph on 12/2/10...Played in 24 games with the Storm, notching 13 goals and 25 points...Was 1 of 5 Guelph players to average over a point per game...Helped lead the Storm to the postseason, where he scored a goal and 3 points in 6 games...In 2009-10, made his North American debut, splitting time between Windsor and Belleville of the OHL...Played a total of 60 games in the OHL, including 33 with Windsor to start the season...Had 9 goals and 18 points with the Spitfires...Traded to Belleville on 1/5...Skated in 27 games with the Bulls, registering 12 goals and 23 points...Ranked 4th on Belleville with 5 power-play goals...Played 2 seasons with Trinec Jr. in the Czech Jr. League from 2007 to 2009, appearing in 55 games and recording 45 goals along with 81 points...Was twice promoted to the Trinec parent club, where he played 21 games and recorded a goal and 2 points...**International Career:** Participated in the 2010 World Championships in Germany and recorded 2 assists in 6 games...Also skated in the 2009 World Junior Championships in Ottawa, recording 2 goals and 5 points in 7 games, placing him 3rd on the team for points and tied for 3rd in goals.



# CAREER STATISTICS

SEASON	TEAM	LEAGUE	GP	G	A	REGULAR SEASON								PLAYOFFS				
						TP	+/-	PIM	PPG	SHG	GWG	S		GP	G	A	TP	PIM
2007-08	TRINEC	CZECH	6	0	0	0	-	0	-	-	-	-	-	-	-	-	-	-
	TRINEC JR.	CZECH-JR.	39	35	27	62	-	70	-	-	-	-	-	-	-	-	-	-
	SLOVAKIA	WJC U-18	6	4	6	10	-	0	-	-	-	-	-	-	-	-	-	-
2008-09	TRINEC	CZECH	15	1	1	2	-	4	-	-	-	-	-	4	0	0	0	0
	HAVIROV	CZECH-2	3	2	1	3	-	0	-	-	-	-	-	-	-	-	-	-
	TRINEC JR.	CZECH-JR.	16	10	9	19	-	36	-	-	-	-	-	-	-	-	-	-
2009-10	SLOVAKIA	WJC-A	7	2	3	5	-	4	-	-	-	-	-	-	-	-	-	-
	WINDSOR	OHL	33	9	9	18	-	19	-	-	-	-	-	-	-	-	-	-
	BELLEVILLE	OHL	27	12	11	23	-	36	-	-	-	-	-	-	-	-	-	-
2010-11	SLOVAKIA	WC-A	6	0	2	2	-	6	-	-	-	-	-	-	-	-	-	-
	BELLEVILLE	OHL	27	14	17	31	-	33	-	-	-	-	-	-	-	-	-	-
	GUELPH	OHL	24	13	12	25	-	42	-	-	-	-	-	6	1	2	3	10
2011-12	NORFOLK	AHL	64	19	22	41	-	62	-	-	-	-	-	18	5	1	6	23
2012-13	SYRACUSE	AHL	51	22	19	41	-	81	-	-	-	-	-	16	9	5	14	59
	TAMPA BAY	NHL	25	5	4	9	-2	4	1	0	1	34	-	-	-	-	-	-
2013-14	TAMPA BAY	NHL	50	3	10	13	-9	21	0	0	0	56	2	0	0	0	4	-
	SYRACUSE	AHL	13	3	8	11	-	8	-	-	-	-	-	-	-	-	-	-
	SLOVAKIA	OLY	4	0	0	0	-	0	-	-	-	-	-	-	-	-	-	-
NHL TOTALS			75	8	14	22	-11	25	1	0	1	90	2	0	0	0	4	4

## NHL AND LIGHTNING FIRSTS

Game: 2/12/13 vs. MTL  
Goal: 2/23/12 at CAR (Ellis)  
Assist: 3/23/13 at OTT

## TRANSACTIONS

Re-signed to a 1 year, 2 way contract by the Lightning on July 11, 2014...Signed an entry level contract with Tampa Bay on May 12, 2011...Selected by Tampa Bay in 2nd round, 52nd overall, at the 2009 NHL Entry Draft.

## CAREER HIGHLIGHTS

- GOALS:**

Game: 2 (4/13/13 at WSH)

Season: 5 (2012-13)

Multi-Goal Games: 1

In 2013-14: None

Hat Tricks: None

Streak: None

In 2013-14: None
- ASSISTS:**

Game: 2 (10/12/13 vs. PIT)

Season: 10 (2013-14)

Streak: 2 (2x, Last: 11/7-11/9/13, 2a)

In 2013-14: 2 (11/7-11/9/13, 2a)
- POINTS:**

Game: 3 (4/13/13 at WSH, 2g, 1a)

Season: 13 (2013-14)

Multi-Point Games: 2

In 2013-14: 1

Streak: 2 (4x, Last - 4/10-4/11/14: 1g, 1a)

In 2013-14: 2 (3x, Last: 4/10-4/11/14: 1g, 1a)
- SHOOTOUT STATISTICS:**

Career: 0-2 (0.0%)

In 2013-14: 0-1 (00.0%)
- MOST PIM IN A GAME:**

6 (4/11/14 vs. CBJ)
- MOST SHOTS IN A GAME:**

4 (5x, Last: 12/19/13 vs. NSH)







## STAMKOS VS. THE NHL

	GP	G	A	P	PIM
ANA	4	4	2	6	2
ARI	7	3	2	5	6
BOS	23	12	6	18	10
BUF	23	10	12	22	20
CGV	5	3	2	5	0
CAR	29	12	12	24	34
CHI	7	9	5	14	6
COL	6	1	1	2	6
CBJ	6	3	3	6	2
DAL	5	4	2	6	4
DET	6	2	1	3	2
EDM	5	4	0	4	0
FLA	31	22	16	38	18
LAK	5	1	4	5	2
MIN	7	3	3	6	4
MTL	20	8	6	14	4
NSH	4	3	3	6	6
NJD	21	12	10	22	12
NYI	20	10	10	20	8
NVR	19	8	9	17	17
OTT	21	10	20	10	10
PHI	20	14	8	22	16
PIT	21	8	14	22	24
SJS	6	6	3	9	2
STL	6	5	4	9	6
TBL	0	0	0	0	0
TOR	21	13	13	26	20
VAN	5	6	4	10	0
WSH	29	13	11	24	12
WPG	28	24	17	41	14

POSITION Center

HEIGHT 6-1

WEIGHT 194

SHOOTS Right

ACQUIRED Selected in the first round, first overall,

at the 2008 NHL Entry Draft

BORN February 7, 1990 (Markham, Ontario)

SEASON NHL - 7th, Lightning - 7th

## 2013-2014 SEASON

Skated in 37 games with the Lightning, posting 25 goals and 40 points to go along with 18 penalty minutes...Ranked 1st (tie-Filipula) on the Lightning for goals and 1st for power-play goals with 9...Recorded his 6th and 7th career hat tricks this season (Oct. 10 vs. FLA & March 19 at TOR)...Named the Lightning's 10th captain in team history on March 6...Missed 45 games with a broken right tibia (Nov. 12-March 4)...Announced his Team Canada's roster for the 2014 Winter Olympics in Sochi, Russia, but missed due to injury...Nominated for the Masterton Trophy given for perseverance and dedication to the sport, voted by the Professional Hockey Writer's Association...Recorded a season-best eighth-game point streak from Oct. 24-Nov. 9 (nine goals, four assists)...**2014 Playoffs:** Skated in 4 playoff games, posting 2 goals and 4 points to go along with 6 penalty minutes...Recorded 2 goals in Game 1 against Montreal on Apr. 16...Notched a pair of assists in Game 5 versus the Canadiens on Apr. 20.

## CAREER

**2012-13 SEASON:** Played in all 48 games with the Lightning, recording 28 goals and 57 points to go along with 32 penalty minutes...Ranked 2nd in the NHL for goals and points...Recorded 10 power play goals, ranking 2nd in the NHL in that category...Tallied at least a point in 35 of the Lightning's 48 games during the season...Has skated in 326 consecutive games...Recorded the NHL's longest goal streak of the season at 6 games from 2/16 through 2/26...Tallied the 2nd longest (tie) point streak in the league at 10 games, notching 10 goals and 7 assists during that stretch...Set the longest goal streak against the Florida Panthers, surpassing Mario Lemieux, with goals in 8 straight games against that franchise...Registered a career-high plus-5 rating on 4/24 vs. TOR...Recorded his 20th career NHL goal on 3/18 vs. PHI, becoming the 4th youngest player in league history to reach that plateau...Represented Canada at the 2013 IIHF World Championships, skating in 8 games and recording a team-high 7 goals and 12 points...**2011-12 SEASON:** Played in all 82 games with the Lightning, registering 60 goals and 97 points to go along with 66 penalty minutes...Led the NHL in goals and 2nd in points...Set the NHL single-season record with 5 overtime goals...Won the Maurice "Rocket" Richard Trophy for his 2nd time as NHL's top goal scorer...Finished tied for 1st with 12 game-winning goals, setting a new Lightning record...Set a team record with 36 goals on home ice...Ranked 3rd amongst all NHL forwards with 22:01 average TOI...Reached 300 career points on 2/21 vs. ANA, surpassing Brian Bradley for 5th place on the Lightning's all-time scoring list...Tallied his 50th goal of the season on 3/13 vs. BOS, becoming the 7th player in NHL history to score 50 goals twice before his 23rd birthday...Finished the 2011 as the only NHL player to register at least 40 goals in each of the last 3 calendar years...Recorded 2 hat tricks this season (11/4 vs. CHI and 12/31 vs. CAR)...Notched a season-high 8-game point streak from 11/22 through 12/6, recording 5 goals and 6 assists during that span...Represented the Lightning at the 2012 NHL All-Star game in Ottawa...Named NHL Player of the Month 2nd star for December and 3rd star for February...Named NHL Player of the Week's 1st star for period ending January 2 and 2nd star for period ending April 9...**2010-11:** Was 2nd in the NHL with 45 goals and ranked 5th with 91 points, which were both the 2nd-highest totals of his NHL career...Set an NHL career-high 46 assists...Finished 2nd in the NHL with 17 power-play goals and was 4th among all skaters with 36 power-play points...Set a single-season franchise record with 8 game-winning goals, which also marked a career-high...Led Tampa Bay with 272 shots on goal...Ranked 3rd on the club with 431 faceoffs won...Placed 5th on the team in average ice time with 20:11...Recorded 2 hat tricks...Scored 100th career goal on 12/20, becoming just the 6th player in NHL history to notch 100 goals before age 21...Was the 1st player in team history to record a goal in each of his 1st 3 games to open a season...Named NHL's 2nd star of the week on 1/24...Became the fastest player in club history to score 40 goals in a season, doing so in only 54 games...Was also the 1st NHL player in 2010-11 to reach the 100-goal plateau...Registered a 4-point game on 4 separate occasions, the 1st of which was a single-game career-high...Registered 26 multi-point games during the regular season, which were the 4th-most among all skaters behind Martin St. Louis (29), Corey Perry (30) and Daniel Sedin (32)...Set a NHL single-season career-high with 74 penalty minutes...Teamed up with Martin St. Louis to record a combined 190 points, which ranked 2nd among all NHL teammate pairs behind Henrik and Daniel Sedin...His 45 goals increased his total over the past 2 seasons to 96, which is the most among all NHL skaters in that span...Tied teammate Martin St. Louis for the Lightning lead with 52 points recorded at home...Notched 24 goals on the road, which tied Daniel Sedin for 2nd-most among all NHL players behind only Corey Perry (28)...Made his 1st career NHL All-Star Game appearance...**2011 Playoffs:** Appeared in the postseason for the 1st time in his career...Registered 2g-2a-4p in the ECF...Scored his 1st pair of career postseason goals in Game 5 of the ECF...Placed 5th on the team with 6 goals and was 3rd on the team with 3 power-play goals...Had 2g-0a-2p in the ECF...Ranked 2nd on the team in faceoff percentage with 50.8 among Bolts with at least 150 draws taken...Recorded 2g-5a-7p in the ECF...**2009-10:** Served as alternate captain for 8 games from 3/12 to 3/25...Appeared in all 82 games for the Lightning for the 1st time in his career...Claimed a share of the Rocket Richard Trophy (Sidney Crosby) with his league-leading 51 goals, making the Lightning the only NHL team in history with 2 different Rocket Richard Trophy winners (Vincent Lecavalier)...Ranked 1st in the NHL with 24 power play goals, also a franchise single-season record...Led the league with 41 power play points...Became the 1st teenager in Lightning history to score 30 or more goals in a single season...Finished 4th among NHL points leaders with 95...Became the 3rd-youngest player in NHL history to score at least 50 goals in a single season...Was the youngest player in NHL history to hold a point streak of 18 games (1/16-3/3), which was the league's 2nd-longest of the season...Finished the season with at least a goal in 4 consecutive games from 4/6 to 4/11 (5g)...Passed Mario Lemieux's record for most goals in a single season by a former 1st overall draft pick in their sophomore NHL season...Was named the NHL's 1st Star of the Week for the period ending on 2/15...Notched a career-high 7-game goal streak from 2/13 to 3/11 (9g), making him just the 2nd NHL player in the last 4 years to score at least a goal in 7 consecutive contests (Mike Grier)...Leads all NHL players with the most goals since 2/17/09 with 67...Moved into 2nd on the franchise all-time list for most goals in a single season with 51...Became the franchise record holder for most points registered at home in a single season with 54...Combined with Martin St. Louis to score 80 goals, which ranked 3rd in the NHL among teammate goal-scoring tandems...**2008-09:** Played in 79 games in his rookie season, recording 23 goals and 46 points...Set a franchise record for goals in a season by a rookie, surpassing Brad Richards who had 21 in 2000-01...Ranked 3rd in the NHL among rookies in goals, 5th in points and tied for 6th in power-play goals with 9...Was 4th on the team in goals, 3rd in points and 2nd in power-play goals...Ranked 8th on the team in hits with 75...Became the 2nd-youngest player in NHL history to score a natural hat trick 2/17 vs. CHI...Was the only Lightning player to record a hat trick in 2008-09...Signed by the Lightning 7/29/08...Was the 3rd player in franchise history to be drafted 1st overall (Vincent Lecavalier, 1998; Roman Hamrik, 1992)...**Junior Career:** Played in 124 career OHL games with Sarnia, recording 100 goals and 197 points during 2 seasons...Also registered 14 goals and 17 points in 13 career playoff games...In 2007-08 was rated as the consensus top overall pick in the 2008 draft...Played in 61 games with Sarnia, recording 58 goals and 105 points...Ranked 2nd in the OHL in goals and game-winning goals (9), 3rd in power-play goals (23), and was 5th in points and shorthanded goals (5)...He scored 11 goals, including 4 in a single game, in 9 games during the 2008 playoffs...Was named the OHL's Player of the Month for February after recording 13 goals and 22 points...Recognized as the best stick-handler and as having the best shot in the OHL coaches' poll...In 2006-07, played in 63 games with Sarnia, recording 42 goals and 92 points...Was runner-up for the OHL's Rookie of the Year award behind Patrick Kane and was awarded the Bobby Smith Trophy as the league's scholastic player of the year...Ranked 3rd in the league in rookie scoring, was tied for 6th overall in power-play goals (22) and tied for 13th in goals...Led Sarnia in goals, points and power-play goals...Before joining Sarnia he recorded 105 goals and 197 points in 67 games with the Markham Waxers AAA midlevel team in 2005...Was drafted 1st overall in the 2006 OHL Priority Draft...**International Career:** Represented Canada at the 2013 IIHF World Championships, posting 7 goals and 12 points in 8 games...Led Team Canada in goals and points during the tournament...Represented Team Canada at the 2010 IIHF World Championships, recording 2 goals and 3 points in 5 games...Tied for the team lead with 1 game-winning goal...Was tied for 3rd on the club with 19 shots on goal...Skated in 9 games with Canada at the World Championships, recording 7 goals and 11 points...Was tied for the tournament lead in goals, 2nd in plus/minus with a plus-9 rating and tied for 5th in points...Played in 6 games with Team Canada during the 2008 World Junior Championships, recording a goal and 6 points as Canada won the gold medal...Skated in 7 games during the World U-18 Championships, registering 2 goals and 10 points as Canada finished 4th.



# CAREER STATISTICS

REGULAR SEASON													PLAYOFFS				
SEASON	TEAM	LEAGUE	GP	G	A	P	+/-	PIM	PPG	SHG	GWG	S	GP	G	A	P	PIM
2005-06	MARKHAM	MIDGT.	67	105	92	197	-	87	-	-	-	-	-	-	-	-	-
2006-07	SARNIA	OHL	63	42	50	92	-	56	-	-	-	-	4	3	3	6	0
	CANADA	WU-18	6	2	8	10	-	8	-	-	-	-	-	-	-	-	-
2007-08	SARNIA	OHL	61	58	47	105	-	88	-	-	-	-	9	11	0	11	20
	CANADA	WJC-A	7	1	5	6	-	4	-	-	-	-	-	-	-	-	-
2008-09	TAMPA BAY	NHL	79	23	23	46	-13	39	9	0	1	181	-	-	-	-	-
	CANADA	WC-A	9	7	4	11	-	6	-	-	-	-	-	-	-	-	-
2009-10	TAMPA BAY	NHL	82	51	44	95	-2	38	24	1	5	297	-	-	-	-	-
	CANADA	WC-A	5	2	1	3	-	10	1	0	1	19	-	-	-	-	-
2010-11	TAMPA BAY	NHL	82	45	46	91	3	74	17	0	8	272	18	6	7	13	6
2011-12	TAMPA BAY	NHL	82	60	37	97	7	66	12	0	12	303	-	-	-	-	-
2012-13	TAMPA BAY	NHL	48	29	28	57	-4	32	10	0	2	157	-	-	-	-	-
	CANADA	WC	8	7	5	12	-	6	-	-	-	-	-	-	-	-	-
2013-14	TAMPA BAY	NHL	37	25	15	40	9	18	9	1	5	124	4	2	2	4	6
NHL TOTALS			410	233	193	426	0	267	81	2	33	1334	22	8	9	17	12

# NHL AND LIGHTNING FIRSTS

GAME: 10/4/08 vs. NYR  
GOAL: 10/30/08 at BUF (Miller)  
ASSIST: 10/28/08 at TOR

# CAREER HIGHLIGHTS

GOALS:  
Game: 3 (7 times; last - 3/19/14 at TOR)  
Season: 60 (2011-12)  
Multi-Goal Games: 41  
In 2013-14: 5  
Hat Tricks: 7  
Streak: 7 (2/13-3/11/10, 9g)  
In 2013-14: 6 (10/27-11/9/13, 7g)

ASSISTS:  
Game: 3 (3 times; last 2/6/11 vs. STL)  
Season: 46 (2010-11)  
Streak: 5 (3 times; last - 1/19-1/27/13, 7a)  
In 2013-14: 3 (10/24-10/27/14, 4a)

POINTS:  
Game: 4 (7 times; last 10/24/13 vs. CHI, 2g-2a)  
Season: 97 (2011-12)  
Multi-Point Games: 129  
In 2013-14: 12  
Streak: 18 (1/19-3/11/10, 17g-16a)  
In 2013-14: 8 (10/24-11/9/13, 9g-4a)

SHOOTOUT STATISTICS:  
Career: 7-31 (22.6%)  
In 2013-14: 2-4 (50.0%)

MOST PIM IN A GAME:  
16 (1/15/11 at CAR)

MOST SHOTS IN A GAME:  
10 (4/10/10 vs. FLA)

# TRANSACTIONS

Re-signed to a 5 year contract by the Lightning on 9/19/11...Selected by Tampa Bay in the 1st round, 1st overall, at the 2008 NHL Entry Draft.



# ANTON STRALMAN

**POSITION** Defenseman

**ACQUIRED** Signed as a free agent on July 1, 2014

**HEIGHT** 5-11

**BORN** August 1, 1986 (Tibro, Sweden)

**WEIGHT** 190

**SEASON** NHL - 8th, Lightning - 1st

**SHOOTS** Right

## 2013-2014 SEASON

Skated in 81 games with the Rangers, posting 1 goal and 13 points to go along with a +9 rating...Averaged 19:24 in time on ice per game, ranking 4th on the Rangers...His 12 assists and 104 shots on goal ranked 3rd among all Ranger defensemen... Tied his career-best with a +4 rating and added 2 assists on 1/26 at NJD...**2014 Playoffs:** Appeared in 25 postseason games, notching 5 assists, helping the Rangers reach the Stanley Cup Final...Ranked 2nd among Ranger defensemen with a +4 rating.

### STRALMAN VS. THE NHL

	GP	G	A	P	PIM
ANA	10	0	3	3	0
ARI	10	0	1	1	8
BOS	18	2	5	7	6
BUF	19	3	3	6	6
CGY	9	1	2	3	2
CAR	16	0	4	4	6
CHI	17	1	6	7	21
COL	8	1	1	2	0
CBJ	5	0	2	2	4
DAL	9	1	4	5	2
DET	14	0	2	2	4
EDM	7	1	5	6	2
FLA	17	1	3	4	4
LAK	9	0	2	2	2
MIN	8	0	2	2	0
MTL	15	4	3	7	2
NSH	15	1	2	3	8
NJD	18	1	2	3	8
NYI	22	0	9	9	8
NYR	4	0	0	0	0
OTT	18	0	3	3	10
PHI	21	0	4	4	2
PIT	19	0	2	2	6
SJS	11	0	7	7	4
STL	13	0	4	4	10
TBL	14	0	3	3	10
TOR	9	0	1	1	2
VAN	7	0	2	2	0
WSH	19	0	3	3	14
WPG	13	1	4	5	8

## CAREER

**2012-13 SEASON:** Played in 48 games with the Rangers, recording 4 goals and 7 points to go along with 16 penalty minutes...Set a career-high for plus/minus (+14)...Tied for 1st among Ranger blue-liners with 4 goals...Ranked 3rd on the Rangers for plus/minus...Skated in his 300th career NHL game on 4/1 vs. WPG...Skated in 10 postseason games, finishing 5th on the team for blocked shots (21)...**2011-12:** Played in 53 games with the Rangers, posting 2 goals and 18 points... Scored his 1st goal as a Ranger on 1/5 vs. FLA...Made his Rangers debut on 11/23 at FLA...Skated in 20 playoff games, tallying 3 goals and 6 points...Ranked tied for 1st among NHL defensemen for power play goals (2)...Ranked 3rd on the Rangers for defensemen scoring...Scored his 1st career playoff goal on 4/11 vs. OTT...**2010-11:** Played in 51 games with Columbus, collecting 1 goal and 18 points...Ranked 3rd among Blue Jacket defensemen for assists (17) and shots (80) and fifth for points...**2009-10:** Skated in 73 games with Columbus, tallying 6 goals and 34 points...Set a career-high for most assists in a season with 28...Led Columbus defensemen in assists and points, while ranking 2nd for goals and time on ice (20:29)...Ranked 2nd (tie) on the Blue Jackets for power-play points (22)...Skated in his 100th career NHL game on 11/4 vs. SJS...**2008-09:** Played in 38 games with the Toronto Maple Leafs, collecting 1 goal and 13 points...Scored his 1st career game-winning goal on 10/23 at BOS...Played in 36 games with the Toronto Marlies, recording 7 goals and 16 points...**2007-08:** Skated in 50 games with the Maple Leafs, posting 3 goals and 9 points...Made his NHL debut on 10/23 vs. ATL...Notched his 1st career NHL point (assist) on 1/10 at LAK...Scored his 1st career NHL goal on 3/21 at BUF (Miller)... Played in 21 games for the Marlies, registering 11 assists and 22 penalty minutes...**International Career:** Represented Sweden at the 2009 World Championships, recording a goal and 4 assists in 7 games and won a bronze medal...Played in 8 games for Sweden at the 2008 World Championships, notching 4 goals and 7 points...Skated in 9 games for Sweden at the 2007 World Championships, posting 1 goal and 2 points.



# CAREER STATISTICS

SEASON	TEAM	LEAGUE	GP	G	A	TP	REGULAR SEASON						PLAYOFFS				
							+/-	PIM	PPG	SHG	GWG	S	GP	G	A	TP	PIM
2005-06	TIMRA	SEL	45	20	9	29	-	38	-	-	-	-	-	-	-	-	-
	TIMRA JR.	SWE JR	-	-	-	-	-	-	-	-	-	-	3	0	0	0	4
	SWEDEN	WJC	6	0	1	1	-	6	-	-	-	-	-	-	-	-	-
2006-07	TIMRA	SEL	53	10	11	21	-	34	-	-	-	-	-	-	-	-	-
	SWEDEN	WC	9	1	1	2	-	0	-	-	-	-	-	-	-	-	-
2007-08	TORONTO	NHL	50	3	6	9	-10	18	0	0	0	40	-	-	-	-	-
	TORONTO	AHL	21	0	11	11	-	22	-	-	-	-	-	-	-	-	-
	SWEDEN	WC	8	4	3	7	-	31	-	-	-	-	-	-	-	-	-
2008-09	TORONTO	NHL	38	1	12	13	-2	20	0	0	1	43	-	-	-	-	-
	TORONTO	AHL	36	7	9	16	-	24	-	-	-	-	6	1	2	3	0
	SWEDEN	WC	7	1	4	5	-	6	-	-	-	-	-	-	-	-	-
2009-10	COLUMBUS	NHL	73	6	28	34	-17	37	4	0	0	121	-	-	-	-	-
2010-11	COLUMBUS	NHL	51	1	17	18	-11	22	1	0	1	80	-	-	-	-	-
2011-12	NY RANGERS	NHL	53	2	16	18	9	20	0	0	0	55	20	3	3	6	4
2012-13	NY RANGERS	NHL	48	4	3	7	14	16	0	0	0	66	10	0	0	0	0
2013-14	NY RANGERS	NHL	81	1	12	13	9	26	0	0	0	104	25	0	5	5	4
NHL TOTALS			394	18	94	112	-8	159	5	0	2	509	55	3	8	11	8

## NHL FIRSTS

Game: NHL - 10/23/07 vs. ATL  
Goal: NHL - 3/21/08 at BUF (Miller)  
Assist: NHL - 1/10/08 at LAK

## TRANSACTIONS

Signed by Tampa Bay as a free agent on July 1, 2014...Drafted by Toronto in the seventh round, 216th overall, at the 2005 NHL Draft.

## CAREER HIGHLIGHTS

**GOALS:**

Game: 2 (3/29/08 vs. MTL)  
Season: 6 (2009-10)  
Multi-Goal Games: 1  
In 2013-14: None  
Hat Tricks: None  
Streak: 2 (2/4-2/6/10, 2g)  
In 2013-14: None

**ASSISTS:**

Game: 3 (4/1/11 vs. CHI)  
Season: 28 (2009-10)  
Streak: 4 (1/16-1/21/10, 5a)  
In 2013-14: None

**POINTS:**

Game: 3 (4/1/11 vs. CHI, 3a)  
Season: 34 (2009-10)  
Multi-Point Games: 15  
In 2013-14: 3  
Streak: 4 (1/16-1/21/10, 5a)  
In 2013-14: None

**SHOOTOUT STATISTICS:**

Career: 0-2 (0.0%)  
In 2013-14: 0-0 (00.0%)

**MOST PIM IN A GAME:**

6 (12/1/09 at CHI)

**MOST SHOTS IN A GAME:**

6 (10/26/13 at DET)





## SUSTR VS. THE NHL

	GP	G	A	P	PIM
ANA	2	0	0	0	0
ARI	1	0	2	2	2
BOS	3	0	0	0	0
BUF	0	0	0	0	0
CGY	1	0	0	0	0
CAR	1	0	0	0	0
CHI	2	0	1	1	0
COL	0	0	0	0	0
CBJ	3	0	0	0	2
DAL	1	1	0	1	0
DET	3	0	0	0	4
EDM	1	0	0	0	0
FLA	4	0	0	0	0
LAK	1	0	1	1	0
MIN	1	0	0	0	0
MTL	2	0	0	0	0
NSH	1	0	1	1	0
NJD	3	0	0	0	2
NYI	1	0	0	0	0
NYR	3	0	1	1	0
OTT	1	0	0	0	2
PHI	3	0	1	1	0
PIT	2	0	0	0	0
SJS	0	0	0	0	0
STL	0	0	0	0	0
TBL	0	0	0	0	0
TOR	1	0	0	0	2
VAN	1	0	0	0	0
WSH	2	0	0	0	0
WPG	1	0	0	0	0

**POSITION** Defenseman**ACQUIRED** Signed as free agent on March 21, 2013**HEIGHT** 6-7**BORN** November 29, 1990 (Plzen, Czech Republic)**WEIGHT** 220**SEASON** NHL - 3rd, Lightning - 3rd**SHOOTS** Right

## 2013-2014 SEASON

Skated in 43 games with the Lightning, posting a goal and 8 points to go along with 16 penalty minutes...Scored his 1st career NHL goal on Apr. 5 vs. DAL...Skated in a season-best 21:44 TOI on Nov. 25 vs. NYR...Registered a career-high 2 assists on Nov. 16 at PHX...Skated in the Lightning season opener on Oct. 3 at BOS...Appeared in 12 games with the Crunch, recording a goal and 3 assists...2014 Playoffs: Appeared in 3 postseason games with the Lightning...Made his Stanley Cup playoffs debut in Game 2 against the Canadiens on April 18.

## CAREER

**2012-13 SEASON:** Skated in 2 games with the Lightning, recording a plus-1 rating...Made his NHL debut on 3/29 vs. NJD...Reassigned to Syracuse (AHL) on 4/3...Played in 8 games with the Crunch, recording 2 goals and 3 points to go along with 8 penalty minutes...Scored his 1st pro/AHL goal on 4/9 at Lake Erie...Appeared in 18 Calder Cup playoff games with the Crunch, notching 2 goals and 7 points with 25 penalty minutes...**Collegiate Career:** Skated in 111 career NCAA games with the University of Nebraska-Omaha, posting 15 goals and 51 points to go along with a plus-24 rating...**2012-13:** Skated in 39 games with the Mavericks, posting 9 goals and 25 points to go along with 53 penalty minutes...Set collegiate highs for goals, assists (16), points, plus/minus (+24) and power play goals (4)...Ranked 1st among Nebraska-Omaha defensemen for goals and points...Ranked tied for 2nd on the team with 10 power play assists...**2011-12:** Played in 33 games, registering 4 goals and 17 points to go along with 26 penalty minutes...Ranked 2nd on the Mavericks defense in assists (13) and points...**2010-11:** Played in 39 games as a freshman at Nebraska-Omaha, recording 2 goals and 9 points with 38 penalty minutes.



# CAREER STATISTICS

REGULAR SEASON														PLAYOFFS				
SEASON	TEAM	LEAGUE	GP	G	A	TP	+/-	PIM	PPG	SHG	GWG	S	GP	G	A	TP	PIM	
2010-11	NEBRASKA-OMAHA	WCHA	39	2	7	9	-	38	-	-	-	-	-	-	-	-	-	
2011-12	NEBRASKA-OMAHA	WCHA	33	4	13	17	-	26	-	-	-	-	-	-	-	-	-	
2012-13	NEBRASKA-OMAHA	WCHA	39	9	16	25	-	53	-	-	-	-	-	-	-	-	-	
	TAMPA BAY	NHL	2	0	0	0	1	0	0	0	0	2	-	-	-	-	-	
	SYRACUSE	AHL	8	2	1	3	-	8	-	-	-	-	18	2	5	7	25	
2013-14	TAMPA BAY	NHL	43	1	7	8	3	16	0	0	0	39	3	0	0	0	2	
	SYRACUSE	AHL	12	1	2	3	-	2	-	-	-	-	-	-	-	-	-	
NHL TOTALS			45	1	7	8	4	16	0	0	0	41	3	0	0	0	2	

# NHL AND LIGHTNING FIRSTS

Game: 3/29/13 vs. NJD  
Goal: 4/5/14 vs. DAL (Lehtonen)  
Assist: 10/15/13 vs. LAK

# TRANSACTIONS

Re-signed by the Lightning on July 4, 2014...Signed by Tampa Bay as a free agent on March 21, 2013.

# CAREER HIGHLIGHTS

**GOALS:**  
Game: 1 (4/5/14 vs. DAL)  
Season: 1 (2013-14)  
Multi-Goal Games: None  
In 2013-14: None  
Hat Tricks: None  
Streak: None  
In 2013-14: None

**ASSISTS:**  
Game: 2 (11/16/13 at PHX)  
Season: 7 (2013-14)  
Streak: 2 (11/25-11/27/13, 2a)  
In 2013-14: 2 (11/25-11/27/13, 2a)

**POINTS:**  
Game: 2 (11/16/13 at PHX, 2a)  
Season: 8 (2013-14)  
Multi-Point Games: 1  
In 2013-14: 1  
Streak: 2 (11/25-11/27/14, 2a)  
In 2013-14: 2 (11/25-11/27/14, 2a)

**SHOOTOUT STATISTICS:**  
Career: 0-0 (0.0%)  
In 2013-14: 0-0 (00.0%)

**MOST PIM IN A GAME:**  
2 (8x, Last: 4/10/14 vs. PHI)

**MOST SHOTS IN A GAME:**  
3 (4x, Last: 12/17/13 at NYI)







# MIKE ANGELIDIS

POSITION	Center	SHOOTS	Left
HEIGHT	6-1	BORN	June 27, 1985 (Woodbridge, Ontario)
WEIGHT	212	ACQUIRED	Signed as a free agent on August 3, 2010.

## CAREER

**2013-14:** Skated in 75 games with the Crunch, posting 12 goals and 33 points to go along with 161 penalty minutes...Ranked 2nd on the Crunch for penalty minutes and 5th for points...Served as captain for the 2nd consecutive season. **2012-13:** Skated in 1 game with the Lightning, recording 7:22 of time on ice...Played in 71 games with Syracuse scoring 11 goals and totaling 24 points...Ranked 2nd on the team in penalty minutes with 158...Tied for 8th in goals with 11...Skated in 18 Calder Cup playoff games with the Crunch, tallying 2 goals and 6 points to go along with 49 penalty minutes...Ranked 2nd on the team in playoff penalty minutes. **2011-12:** Played in 6 games with the Lightning, collecting 1 goal and 5 penalty minutes...Scored 1st career NHL goal in his NHL debut on 1/24 vs. CBJ...Skated in 54 games with Norfolk, posting 14 goals and 27 points to go along with 135 penalty minutes...Ranked 2nd on the Admirals in penalty minutes and 8th (tie) in goals...Registered a goal and 6 points during the Calder Cup playoffs...Won the Calder Cup as a member of the Admirals. **2010-11:** Appeared in an AHL career-high 80 games in his first season with Norfolk...Registered AHL career-highs for goals (20), assists (18) and points (38)...His point total ranked 7th among all Admirals skaters...Led Norfolk with a team-best plus-18 rating...Was also 1st on the team with 169 penalty minutes...Placed 7th among all AHL skaters with 5 insurance goals...Also skated in 3 Calder Cup Playoff games with the Admirals, recording 2 penalty minutes...Recalled by the Lightning on 4/29 during the parent club's run in the 2011 Stanley Cup Playoffs, but did not see action. **2009-10:** Played 67 games in his 4th professional season with Albany of the AHL, matching the 2nd-highest total of his pro career...Registered the 2nd-best totals of his AHL career in goals and assists with 12 each...Was 4th on the team with 119 penalty minutes...Tied for 2nd on the team in playoff scoring with 6 points in 8 games...Also ranked tied for 2nd on the team in playoff assists with 4. **2008-09:** Recorded an AHL career-high 15 goals in 67 games with Albany...Amassed 25 points, good for the 2nd-highest total of his AHL career...Tied for 5th on the team in goals...Was 1st on the team with 142 penalty minutes. **2007-08:** Registered AHL career highs in games played (74), assists (16) and points (27)...Ranked tied for 6th on the team in goals and points and was 2nd on Albany with 151 penalty minutes...Also recorded a pair of assists in 7 playoff games. **2006-07:** Made his professional debut, splitting time between Albany of the AHL and Florida of the ECHL...Recorded a combined 14 goals and 27 points in 51 games in his 1st professional season...Appeared in 4 games in his 1st professional playoff debut with Albany. **Junior Career:** Amassed 78 goals and 132 points in 240 contests all with the Owen Sound Attack of the OHL...In 2005-06 appeared in a junior career-high 68 games and ranked 3rd overall among all OHL skaters in goals with 53...Was named to the league's First All-Star Team...Also was awarded the Dan Snyder Memorial Trophy for Humanitarian of the Year...Voted as the league's Most Improved Player in the Western Conference Coaches Poll...Finished 2nd in voting for Most Underrated Player and Most Dangerous in the Goal Area...Increased his point totals each year from 2002-03 until 2004-05, registering 17, 18 and 19 points respectively during that span.

## CAREER STATISTICS

SEASON	TEAM	LEAGUE	REGULAR SEASON							PLAYOFFS				
			GP	G	A	TP	+/–	PIM		GP	G	A	TP	PIM
2001-02	THORNHILL	OPJHL	44	18	11	29	-	101		-	-	-	-	-
2002-03	OWEN SOUND	OHL	65	7	10	17	-	81		4	1	1	2	0
2003-04	OWEN SOUND	OHL	66	9	9	18	-	118		7	4	1	5	4
2004-05	OWEN SOUND	OHL	41	9	10	19	-	126		8	3	2	5	10
2005-06	OWEN SOUND	OHL	68	53	25	78	-	167		11	5	9	14	38
2006-07	ALBANY	AHL	27	4	5	9	-	44		4	0	0	0	10
	FLORIDA	ECHL	24	10	8	18	-	54		-	-	-	-	-
2007-08	ALBANY	AHL	74	11	16	27	-	151		7	0	2	2	6
2008-09	ALBANY	AHL	67	15	10	25	-	142		-	-	-	-	-
2009-10	ALBANY	AHL	67	12	12	24	-	119		8	2	4	6	12
2010-11	NORFOLK	AHL	80	20	18	38	-	169		3	0	0	0	2
2011-12	TAMPA BAY	NHL	6	1	0	1	-1	5		-	-	-	-	-
	NORFOLK	AHL	54	14	13	27	-	135		18	1	5	6	35
2012-13	TAMPA BAY	NHL	1	0	0	0	0	0		-	-	-	-	-
	SYRACUSE	AHL	71	11	13	24	-	158		18	2	4	6	49
2013-14	SYRACUSE	AHL	75	12	21	33	-	161		-	-	-	-	-
NHL TOTALS			7	1	0	1	-1	5		-	-	-	-	-



# MIKE BLUNDEN

<b>POSITION</b>	Right Wing	<b>SHOOTS</b>	Right
<b>HEIGHT</b>	6-3	<b>BORN</b>	December 15, 1986 (Toronto, Ontario)
<b>WEIGHT</b>	214	<b>ACQUIRED</b>	Signed as a free agent on July 1, 2014

## CAREER

**2013-14:** Skated in 7 games with Montreal, posting 5 penalty minutes...Played in his 100th career NHL game on 10/29 vs. DAL...Appeared in 68 games with the Hamilton Bulldogs, recording 18 goals and 37 points...Ranked 2nd on the Bulldogs for goals and 3rd for points. **2012-13:** Played in 5 games with the Canadiens, recording 4 penalty minutes...Made his Stanley Cup playoffs debut with Montreal on 5/9 against OTT...Played in 54 games with Hamilton, recording 10 goals and 22 points...Ranked tied for 2nd on the Bulldogs for goals. **2011-12:** Appeared in 39 games in his 1st season with Montreal, notching 2 goals and 4 points...Tied his NHL career highs for goals, assists and points...Skated in 17 games with Hamilton, posting 3 goals and 8 points. **2010-11:** Skated in 1 game with the Blue Jackets...Played in 37 games with Springfield, recording 12 goals and 21 points...Ranked tied for 2nd on the Falcons for power-play goals with 5. **2009-10:** Appeared in 40 games with the Blue Jackets, notching 2 goals and 4 points...Recorded a NHL career high 59 penalty minutes...Notched his 1st career NHL point (assist) on 3/3 at ANA...Scored his 1st career NHL goal on 3/25 vs. CHI...Skated in 25 games with Syracuse, posting 7 goals and 16 points. **2008-09:** Split the season between the IceHogs and Crunch, posting 12 goals and 31 points...Skated in 37 games with Rockford, recording 3 goals and 10 points...Appeared in 39 games with Syracuse, recording 9 goals and 21 points. **2007-08:** Skated in 1 game with the Blackhawks...Played in 74 games with Norfolk, collecting 16 goals and 37 points...Set AHL career highs for goals, assists and points...Played in 12 postseason games with the Admirals, recording 1 goal and 4 points. **2006-07:** Skated in 9 games for the Blackhawks, posting 10 penalty minutes...Made his NHL debut on 10/22 vs. EDM...Played in 17 games, recording 4 goals and 9 points. **2005-06:** Skated in 11 games with Norfolk, notching 1 goal and 6 points. **International Career:** Skated in 6 games for Team Canada at the 2006 World Jr. Championships, recording 2 goals and 5 points...Helped Canada capture the Gold Medal. **Junior Career:** Skated in 236 career OHL games over four seasons, all with the Erie Otters, recording 100 goals and 181 points...2005-06: Played in 60 games with Erie, recording team highs for goals (46) and points (84).

## CAREER STATISTICS

SEASON	TEAM	LEAGUE	REGULAR SEASON							PLAYOFFS				
			GP	G	A	TP	+/-	PIM		GP	G	A	TP	PIM
2002-03	ERIE	OHL	63	10	7	17	-	55		-	-	-	-	
2003-04	ERIE	OHL	52	22	17	39	-	53		3	0	0	0	0
2004-05	ERIE	OHL	61	22	19	41	-	75		2	0	0	0	2
2005-06	ERIE	OHL	60	46	38	84	-	63		-	-	-	-	-
	CANADA	WJC	6	2	3	5	-	8		-	-	-	-	-
	NORFOLK	AHL	11	1	5	6	-	2		1	0	0	0	0
2006-07	CHICAGO	NHL	9	0	0	0	-5	10		-	-	-	-	-
	NORFOLK	AHL	17	4	5	9	-	15		-	-	-	-	-
2007-08	CHICAGO	NHL	1	0	0	0	-1	0		-	-	-	-	-
	ROCKFORD	AHL	74	16	21	37	-	83		12	1	3	4	35
2008-09	ROCKFORD	AHL	37	3	7	10	-	42		-	-	-	-	-
	SYRACUSE	AHL	39	9	12	21	-	68		-	-	-	-	-
2009-10	COLUMBUS	NHL	40	2	2	4	3	59		-	-	-	-	-
	SYRACUSE	AHL	25	7	9	16	-	43		-	-	-	-	-
2010-11	COLUMBUS	NHL	1	0	0	0	-1	0		-	-	-	-	-
	SPRINGFIELD	AHL	37	12	9	21	-	41		-	-	-	-	-
2011-12	MONTREAL	NHL	39	2	2	4	-1	27		-	-	-	-	-
	HAMILTON	AHL	17	3	5	8	-	12		-	-	-	-	-
2012-13	MONTREAL	NHL	5	0	0	0	-1	4		1	0	0	0	0
	HAMILTON	AHL	54	10	12	22	-	76		-	-	-	-	-
2013-14	MONTREAL	NHL	7	0	0	0	-2	5		-	-	-	-	-
	HAMILTON	AHL	68	18	19	37	-	79		-	-	-	-	-
NHL TOTALS			102	4	4	8	-8	105		1	0	0	0	0





# BRETT CONNOLLY

POSITION	Right Wing	SHOOTS	Right
HEIGHT	6-2	BORN	May 2, 1992 (Campbell River, British Columbia)
WEIGHT	199	ACQUIRED	Selected in the first round, sixth overall, at the 2010 NHL Entry Draft.

## CAREER

**2013-14:** Led all Crunch skaters for goals (21) and points (57) while skating in 66 games...Ranked tied for 3rd on Syracuse for power-play goals with 3...Netted a hat trick on 1/18 vs. Binghamton...Represented the Crunch at the 2014 AHL All-Star Classic...**2012-13:** Skated in 5 games with the Lightning, collecting 1 goal...Scored a power play goal against the Pittsburgh Penguins on 4/11...Played in 71 games with Syracuse, scoring 31 goals and totaling 63 points...Ranked 2nd on the team for goals, points and power play goals with 9...Was named February's AHL player of the month, recording 7 goals and 8 assists in 13 games...Named to the AHL Second All-Star Team...Played in 18 Calder Cup playoff games with the Crunch, recording 6 goals and 11 points to go along with 12 penalty minutes...Ranked tied for 4th on Syracuse in playoff goals...**2011-12:** Played in 68 games with the Lightning, collecting 4 goals and 15 points to go along with 30 penalty minutes...2 of his 4 goals on the season were game-winners...Appeared in 6 games for Team Canada at the World Junior Championships, notching 5 goals and was selected as one of Canada's top three players in a post-tournament coaches' poll...Won the Bronze Medal with Team Canada...Scored his 1st career NHL goal on 11/1 at CAR...Recorded his 1st career NHL point (assist) on 10/10 at WSH...Made his NHL debut on 10/7 at CAR...**Junior Career:** Has appeared in 144 career WHL games, all with Prince George, amassing 86 goals, 66 assists and 152 points...In 2010-11, appeared in 59 games, scoring 46 goals and finishing the season with 73 points...His goal total ranked 3rd among all WHL skaters, while his point total was a team-best...Was 12th among all WHL skaters with 15 power-play goals...Became the 6th Prince George player in team history to record 40 or more goals in a single season...Tied for the Prince George team lead with 2 shorthanded goals...Averaged 1.24 points per game, which led the team...Also appeared in 1 playoff game with the Cougars...In 2009-10, had his season cut short due to injury, but still appeared in 16 games, recording 10 goals and 19 points...In 2008-09, led the Cougars with 30 goals, 30 assists and 60 points in 65 games...His point total placed him 3rd among all WHL rookies...Tied for the team lead in playoff points that season, recording 2 assists...Became the 1st 16-year-old WHL rookie to score 30 or more goals in a season since Patrick Marleau in 1995-96...Finished with a team-high 60 points and beat out Evgeny Grachev and Dmitry Kulikov to be named the Canadian Hockey League and WHL Rookie of the Year...In 2007-08, played his 1st major junior league season, skating in 4 games.

## CAREER STATISTICS

SEASON	TEAM	LEAGUE	REGULAR SEASON							PLAYOFFS				
			GP	G	A	TP	+	-	PIM	GP	G	A	TP	PIM
2007-08	PRINCE GEORGE	WHL	4	0	0	0	-	-	0	-	-	-	-	-
2008-09	PRINCE GEORGE	WHL	65	30	30	60	-	-	38	4	0	2	2	6
2009-10	PRINCE GEORGE	WHL	16	10	9	19	-	-	8	-	-	-	-	-
2010-11	PRINCE GEORGE	WHL	59	46	27	73	-	-	26	1	0	0	0	0
2011-12	TAMPA BAY	NHL	68	4	11	15	-9	-	30	-	-	-	-	-
2012-13	TAMPA BAY	NHL	5	1	0	1	-3	-	0	-	-	-	-	-
2012-13	SYRACUSE	AHL	71	31	32	63	-	-	53	-	-	-	-	-
2013-14	SYRACUSE	AHL	66	21	36	57	-	-	50	-	-	-	-	-
	TAMPA BAY	NHL	11	1	0	1	-5	-	4	-	-	-	-	-
NHL TOTALS			84	6	11	17	-17	-	34	-	-	-	-	-





# MATT CORRENTE

<b>POSITION</b>	Defenseman	<b>SHOOTS</b>	Right
<b>HEIGHT</b>	5-11	<b>BORN</b>	March 17, 1988 (Mississauga, Ontario)
<b>WEIGHT</b>	199	<b>ACQUIRED</b>	Signed as a free agent on July 8, 2014

## CAREER

**2013-14:** Skated in 72 games with the Checkers, recording 2 goals and 11 points...Ranked tied for 1st on Charlotte for plus/minus with a +9 rating...Led all Checker players for penalty minutes with 136...Set AHL career highs for games played and plus/minus...**2012-13:** Skated in 11 games with Albany, collecting a pair of assists and 32 penalty minutes...Missed the majority of the season due to a shoulder injury...**2011-12:** Played in 39 games with the Devils, posting 2 goals and 8 points...**2010-11:** Set NHL career highs in a season for games played (22), assists (6), points (6) and penalty minutes (44)...Led all New Jersey rookies for penalty minutes...Recorded an assist in his NHL debut on 10/15...Registered a career-high 27 penalty minutes on 10/27 at SJS...Skated in 3 games for Lowell, tallying 1 assist and 10 penalty minutes...**2009-10:** Played in 12 games for New Jersey, collecting 24 penalty minutes...Made NHL debut on 11/21 at DAL...Skated in 2 New Jersey playoff games, recording 2 penalty minutes...Appeared in 43 games with Lowell, posting 5 goals and 20 points...Set AHL career highs for assists (15) and points (20)...**2008-09:** Skated in 67 games in his 1st professional season with Lowell, recording 6 goals and 18 points to go along with 161 penalty minutes...Ranked 2nd among Lowell defensemen rookies for goals and 3rd for points...**Junior Career:** Skated in 187 career OHL games with the Niagara IceDogs, Mississauga IceDogs and Saginaw Spirit, posting 17 goals and 86 points to go along with 419 penalty minutes.

## CAREER STATISTICS

SEASON	TEAM	LEAGUE	GP	REGULAR SEASON						PLAYOFFS					
				G	A	TP	+/-	PIM		GP	G	A	TP	PIM	
2004-05	SAGINAW	OHL	62	6	9	15	-	89		-	-	-	-	-	
2005-06	SAGINAW	OHL	61	6	24	30	-	172		4	1	1	2	8	
2006-07	SAGINAW	OHL	29	2	13	15	-	67		-	-	-	-	-	
	MISSISSAUGA	OHL	14	1	10	11	-	27		5	0	1	1	8	
2007-08	NIAGARA	OHL	21	2	13	15	-	64		10	0	5	5	33	
2008-09	LOWELL	AHL	67	6	12	18	-	161		-	-	-	-	-	
2009-10	LOWELL	AHL	43	5	15	20	-	74		-	-	-	-	-	
	NEW JERSEY	NHL	12	0	0	0	0	24		2	0	0	0	2	
2010-11	ALBANY	AHL	3	0	1	1	-	10		-	-	-	-	-	
	NEW JERSEY	NHL	22	0	6	6	-5	44		-	-	-	-	-	
2011-12	ALBANY	AHL	39	2	6	8	-	73		-	-	-	-	-	
2012-13	ALBANY	AHL	11	0	2	2	-	32		-	-	-	-	-	
2013-14	CHARLOTTE	AHL	72	2	9	11	-	136		-	-	-	-	-	
NHL TOTALS			34	0	6	6	-5	68		2	0	0	0	2	





# J.P. COTE


POSITION	Defenseman	SHOOTS	Left
HEIGHT	6-2	BORN	April 22, 1982 (Charlesbourg, Quebec)
WEIGHT	214	ACQUIRED	Signed as a free agent on December 18, 2013

## CAREER

**2013-14:** Skated in 19 games with the Lightning, recording 4 assists and 22 penalty minutes...Made his Lightning debut and recorded his 1st career NHL point (assist) on 12/19 vs. NSH...Notched 3 assists in his 1st 5 games with the Bolts...Skated in 33 games with the Crunch, tallying 2 goals and 13 points...**2012-13:** Served as an assistant captain for the Crunch...Skated in 74 games with Syracuse, posting 3 goals and 17 points to go along with 143 penalty minutes...Ranked 2nd on the Crunch with a +27 rating...Ranked 3rd on Syracuse for penalty minutes...**2011-12:** Played in 58 games with Norfolk, tallying 3 goals and 15 points...Skated in 18 playoff games with the Admirals, winning the Calder Cup...Played in 10 games with Ontario (ECHL), registering 1 goal and 3 points...**2010-11:** Skated in 39 games with Hamburg (GER), recording 3 goals and 4 points...Ranked 3rd on the Freezers for penalty minutes with 70...**2009-10:** Played in 38 games for Kassel (GER), posting 6 goals and 13 points...Ranked 2nd on the team for penalty minutes with 119...**2008-09:** Played in 50 games with Wilkes-Barre/Scranton, collecting 2 goals and 12 points...Appeared in 2 postseason games with the Penguins, collecting 2 penalty minutes...**2007-08:** Skated in 79 games with the Bulldogs, recording 1 goal and 13 points...Skated in 300th career AHL game on 2/1...**2006-07:** Played in 68 games with Hamilton, tallying 3 goals and 12 points...Won the Calder Cup with the Bulldogs...**2005-06:** Skated in 8 games with Montreal, posting a +2 rating and 4 penalty minutes...Made his NHL debut on 11/29 at OTT...Skated in 61 games with Hamilton, collecting 3 goals and 11 points...**2004-05:** Played in 51 games, recording 1 goal and 9 points...Recorded 1 assist in 4 postseason games...**2003-04:** Played in 75 games in his 1st season in the AHL, registering 2 goals and 9 points...Posted 4 assists in 10 playoff games with the Bulldogs...**Junior Career:** Skated in 266 career QMJHL games over 5 seasons with Quebec, Cape Breton and Acadie-Bathurst, posting 19 goals and 103 points.

## CAREER STATISTICS

SEASON	TEAM	LEAGUE	REGULAR SEASON							PLAYOFFS				
			GP	G	A	TP	+/-	PIM		GP	G	A	TP	PIM
1998-99	QUEBEC	QMJHL	8	0	0	0	2	-		-	-	-	-	-
1999-00	QUEBEC	QMJHL	34	0	10	10	15	-		-	-	-	-	-
	CAPE BRETON	QMJHL	28	0	4	4	21	-		4	0	1	1	4
2000-01	CAPE BRETON	QMJHL	71	6	29	35	90	-		12	0	0	0	18
2001-02	CAPE BRETON	QMJHL	61	4	20	24	72	-		16	1	6	7	38
2002-03	CAPE BRETON	QMJHL	16	1	3	4	12	-		-	-	-	-	-
	ACADIE-BATHURST	QMJHL	48	8	18	26	87	-		11	2	3	5	20
2003-04	HAMILTON	AHL	75	2	7	9	79	-		10	0	4	4	24
2004-05	HAMILTON	AHL	51	1	8	9	58	-		4	0	1	1	0
2005-06	HAMILTON	AHL	61	3	8	11	113	-		-	-	-	-	-
	MONTREAL	NHL	8	0	0	0	4	2		-	-	-	-	-
2006-07	HAMILTON	AHL	68	3	9	12	115	-		6	0	0	0	2
2007-08	HAMILTON	AHL	79	1	12	13	112	-		-	-	-	-	-
2008-09	W-B/SCRANTON	AHL	50	2	10	12	74	-		2	0	0	0	2
2009-10	KASSEL	GERMANY	38	6	7	13	119	-		-	-	-	-	-
2010-11	HAMBURG FREEZERS	GERMANY	39	3	1	4	70	-		-	-	-	-	-
2011-12	ONTARIO	ECHL	10	1	2	3	9	-		-	-	-	-	-
	NORFOLK	AHL	58	3	12	15	67	-		18	1	3	4	29
2012-13	SYRACUSE	AHL	74	3	14	17	143	-		18	1	5	6	29
2013-14	SYRACUSE	AHL	33	2	11	13	57	-		-	-	-	-	-
	TAMPA BAY	NHL	19	0	4	4	22	0		-	-	-	-	-
NHL TOTALS			27	0	4	4	26	2		-	-	-	-	-



# JONATHAN DROUIN

<b>POSITION</b>	Left Wing	<b>SHOOTS</b>	Left
<b>HEIGHT</b>	5-11	<b>BORN</b>	March 28, 1995 (Ste-Agathe, Quebec)
<b>WEIGHT</b>	178	<b>ACQUIRED</b>	Selected in the first round, third overall, at the 2013 NHL Entry Draft.

## CAREER


**Junior Career:** Skated in 128 career games for the Halifax Mooseheads (QMJHL), posting 77 goals and 242 points to go along with 87 penalty minutes...**2013-14:** Skated in 46 games for Halifax and led the team for assists (79) and points (108)...Ranked 2nd on Halifax for power-play goals with 10 and also notched 3 shorthanded tallies...Set career highs for assists, points, plus/minus (+50), power-play goals (10) and game-winning goals (6)...Ranked 3rd in the QMJHL for points and led the league for assists...Recorded 7 points in 1 game on 3/15 vs. Cape Breton...Played in 16 QMJHL postseason games, tallying 13 goals and 41 points...Skated in 7 games with Team Canada at the 2014 World Jr. Championships, recording 3 goals and 9 points...Served as an alternate captain for Team Canada at the tournament...**2012-13:** Led the Halifax Mooseheads in goals (41), assists (64), short-handed goals (4), and points (105) during the 2012-13 season...His 105 points ranked 2nd in the QMJHL...Ranked 2nd on the team in plus/minus rating with a +48...Helped Halifax win the QMJHL Championship and the Memorial Cup after leading the Mooseheads in assists (23) and points (35) during the playoffs...Ranked 1st in short-handed goals in the playoffs with 2...Awarded the Most Valuable Player for both the regular season and the playoffs...Named the QMJHL Best Professional Prospect and given the Mike Bossy Trophy...Named to the QMJHL First All-Star Team...Represented Team Canada at the 2013 World Junior Championships scoring two goals and totaling four points in six games...**2011-12:** Played in 33 games for Halifax accumulating seven goals and 22 assists during the 2011-12 season...Ranked 3rd on the Mooseheads in goals (9), 1st in assists (17), and 2nd in points (26) during the QMJHL playoffs.

## CAREER STATISTICS

SEASON	TEAM	LEAGUE	GP	REGULAR SEASON						PLAYOFFS				
				G	A	TP	+/-	PIM		GP	G	A	TP	PIM
2011-12	HALIFAX	QMJHL	33	7	22	29	-	12		17	9	17	26	4
2012-13	HALIFAX	QMJHL	49	41	64	105	-	32		17	12	23	35	14
	CANADA	WJC	6	2	2	4	-	0		-	-	-	-	-
2013-14	HALIFAX	QMJHL	46	29	79	108	-	43		16	13	28	41	18
	CANADA	WJC	7	3	6	9	-	24		-	-	-	-	-







# DANICK GAUTHIER

POSITION	Center	SHOOTS	Left
HEIGHT	6-2	BORN	October 24, 1991 (Waterloo, Quebec)
WEIGHT	198	ACQUIRED	Signed as a free agent on March 2, 2012

## CAREER

**2013-14:** Skated in 19 games with Syracuse, recording 3 goals and 7 points to go along with 10 penalty minutes...Skated in 30 games with the Everblades, posting 5 goals and 17 points...**2012-13:** Played in 38 games for Syracuse, scoring 5 goals and 10 points...Skated in 5 games with the Everblades, scoring 3 goals while adding 3 assists...**Junior Career:** Appeared in 219 career QMJHL games with Saint John and Shawinigan, amassing 76 goals and 146 points...2011-12: Played in 66 games with Saint John (QMJHL), recording 47 goals and 86 points to go along with 67 penalty minutes...Ranked 1st on the Sea Dogs and 8th (tie) in the QMJHL for points and 2nd in the league for goals...Ranked 4th (tie) in the league in plus/minus with a plus-46 rating...Recorded 4 hat-tricks and led the team with 13 power-play goals...Skated in 17 playoff games with Saint John, notching 13 goals and 21 points...Ranked 3rd (tie) for playoff scoring in goals...Played in 4 Memorial Cup games, tallying a goal and 2 points...2010-11: Played in 65 games with the Sea Dogs, posting 11 goals and 30 points to go along with 78 penalty minutes...Appeared in 18 playoff games, registering 3 goals and 21 penalty minutes...Member of the Sea Dogs team that won the Memorial Cup...Skated in 3 Memorial Cup games...2009-10: Played in 66 games with Saint John, collecting 13 goals and 22 points...Appeared in 21 postseason games, recording 6 goals and 10 points...2008-09: Played in 21 games with Saint John, potting 5 goals and 7 points...Skated in 1 game with Shawinigan, notching an assist...Appeared in 4 playoff games with the Sea Dogs, posting a goal and 2 points.

## CAREER STATISTICS

SEASON	TEAM	LEAGUE	GP	REGULAR SEASON						PLAYOFFS				
				G	A	TP	+/-	PIM		GP	G	A	TP	PIM
2007-08	MAGOG	QMAAA	45	16	32	48	-	34		8	1	5	6	6
2008-09	CANADIENS	QMAAA	21	10	22	32	-	34		-	-	-	-	-
	SHAWINIGAN	QMJHL	1	0	1	1	-	0		-	-	-	-	-
	SAINT JOHN	QMJHL	21	5	2	7	-	12		4	1	1	2	0
2009-10	SAINT JOHN	QMJHL	66	13	9	22	-	68		21	6	4	10	8
2010-11	SAINT JOHN	QMJHL	65	11	19	30	-	78		18	3	1	4	21
2011-12	SAINT JOHN	QMJHL	66	47	39	86	-	67		17	13	8	21	28
	FLORIDA	ECHL	5	3	3	6	-	0		-	-	-	-	-
2012-13	SYRACUSE	AHL	38	5	5	10	-	32		-	-	-	-	-
2013-14	SYRACUSE	AHL	19	3	4	7	-	10		-	-	-	-	-
	FLORIDA	ECHL	30	5	12	17	-	51		-	-	-	-	-





# YANNI GOURDE

POSITION	Center	SHOOTS	Left
HEIGHT	5-9	BORN	December 15, 1991 (Saint-Narcisse, Quebec)
WEIGHT	168	ACQUIRED	Signed as a free agent on March 9, 2014


## CAREER

**2013-14:** Skated in 43 AHL games, splitting time between Worcester and Syracuse, recording 6 goals and 33 points...Led Worcester for assists (21) prior to being signed to the Crunch...Skated in 30 games with Kalamazoo, recording 15 goals and 34 points...**2012-13:** Appeared in 54 games with Worcester, collecting 8 goals and 14 points...Set AHL career highs for goals...Played in 8 games with San Francisco, notching 4 goals and 10 points...**2011-12:** Skated in 4 games with Worcester, collecting 1 goal and 3 points...**Junior Career:** Skated in 199 career QMJHL games over 4 seasons, all with Victoriaville, posting 74 goals and 221 points...2011-12: Set career bests for goals (37), assists (87) and points (124)...Led the QMJHL for scoring...Nominated for the Michel-Briere trophy, given annually to the QMJHL's most valuable player...2010-11: Skated in 68 games, recording 26 goals and 68 points...2009-10: Played in 59 games, his 1st full season in the QMJHL, recording 11 goals and 28 points...Skated in 16 playoff games, notching 2 goals and 5 points...2008-09: Played in 4 games for Victoriaville, recording 1 assist.

## CAREER STATISTICS

SEASON	TEAM	LEAGUE	REGULAR SEASON							PLAYOFFS				
			GP	G	A	TP	+/-	PIM		GP	G	A	TP	PIM
2008-09	VICTORIAVILLE	QMJHL	4	0	1	1	-	0		-	-	-	-	-
2009-10	VICTORIAVILLE	QMJHL	59	11	17	28	-	36		16	2	3	5	20
2010-11	VICTORIAVILLE	QMJHL	68	26	42	68	-	48		9	4	6	10	12
2011-12	VICTORIAVILLE	QMJHL	68	37	87	124	-	70		4	1	2	3	6
	WORCESTER	AHL	4	1	2	3	-	0		-	-	-	-	-
2012-13	WORCESTER	AHL	54	8	6	14	-	41		-	-	-	-	-
	SAN FRANCISCO	ECHL	8	4	6	10	-	9		-	-	-	-	-
2013-14	WORCESTER	AHL	25	4	21	25	-	26		-	-	-	-	-
	KALAMAZOO	ECHL	30	15	19	34	-	19		-	-	-	-	-
	SYRACUSE	AHL	18	2	6	8	-	16		-	-	-	-	-





# KRISTERS GUDLEVSKIS

POSITION	Goaltender	CATCHES	Left
HEIGHT	6-3	BORN	July 31, 1992 (Aizkraukle, Latvia)
WEIGHT	211	ACQUIRED	Selected in the fifth round, 124th overall, at the 2013 NHL Entry Draft

## CAREER

**2013-14:** Played in 11 games for the ECHL's Florida Everblades during the 2013-14 season, notching 7 wins...Played in 34 games for Syracuse, recording 18 wins, 11 losses and had a .925 save percentage...Started 1 game for the Tampa Bay Lightning during the regular season and recorded a win, only allowing 2 goals...Made his NHL debut with the Lightning on 4/11 vs. CBJ, making 36 saves...Appeared in 2 playoff games for the Lightning, registering 1 loss... Played in 2 games for Latvia in the 2014 Sochi Olympic Games ...Played in 4 games for Latvia in the World Championships, recording 1 win...**2012-13:** Played in 56 games with HK Riga, recording a 27-18 record with a 2.09 goals-against average and .927 save percentage...Ranked 4th in the MHL for save percentage...Played in 4 games for Latvia at the 2013 World Junior Championships, posting a 2-2 record with a 9.25 save percentage and 2.22 goals-against average...**2011-12:** Appeared in 40 games with HK Riga, posting a 2.39 goals-against average...Represented Latvia at the World Junior Championships.

## CAREER STATISTICS

			REGULAR SEASON									PLAYOFFS			
SEASON	TEAM	LEAGUE	GP	W	L	OT	MIN	GA	SO	GAA	SV%	GP	W	L	GAA
2011-12	HK RIGA	MHL	40	-	-	-	-	-	-	2.39	-	-	-	-	-
	LATVIA	WJC	5	-	-	-	-	-	-	5.15	.865	-	-	-	-
2012-13	DINAMO RIGA	KHL	2	1	1	0	82	3	0	2.18	.921	-	-	-	-
	HK RIGA	MHL	56	-	-	-	-	-	-	2.09	-	-	-	-	-
	LATVIA	WC	4	-	-	-	-	-	-	2.22	.925	-	-	-	-
2013-14	FLORIDA	ECHL	11	7	4	-	656	20	2	1.83	.925	-	-	-	-
	SYRACUSE	AHL	34	18	11	-	1901	85	5	2.68	.901	-	-	-	-
	TAMPA BAY	NHL	1	1	0	-	60	2	0	2.00	.947	2	0	1	3.00
	LATVIA	OG	2	0	2	-	119	7	0	3.54	.920	-	-	-	-
	LATVIA	WC	4	1	3	-	237	15	0	3.79	.891	-	-	-	-
NHL TOTALS			1	1	0	-	60	2	0	2.00	.901	2	0	1	3.00







# CODY KUNYK

<b>POSITION</b>	Right Wing	<b>SHOTS</b>	Left
<b>HEIGHT</b>	5-11	<b>BORN</b>	May 20, 1990 (Sherwood Park, Alberta)
<b>WEIGHT</b>	200	<b>ACQUIRED</b>	Signed as a free agent on March 20, 2014

## CAREER

**2013-14:** Skated 1 game with the Lightning...Made NHL debut on 4/13 at WSH, logging 10:12 in ice time...**Collegiate Career:** Skated in 148 career games over four seasons at the University of Alaska-Fairbanks, posting 60 goals and 133 points...2013-14: Played in 37 games with the Nanooks, recording 22 goals and 43 points...Led the Nanooks for goals (22), points (43), power-play goals (6) and shorthanded goals (2)...Led the WCHA in scoring...Set career high totals for goals, assists (21) and points...Became the 30th Nanook in program history to join the 100-point club with a goal on 11/22...2012-13: Skated in 37 games, recording 11 goals and 28 points...2011-12: Played in 36 games, posting 15 goals and 32 points...2010-11: Played in a collegiate high 38 games, notching 12 goals and 30 points...Set a collegiate-best 28 penalty minutes.

## CAREER STATISTICS

SEASON	TEAM	LEAGUE	REGULAR SEASON							PLAYOFFS				
			GP	G	A	TP	+/-	PIM		GP	G	A	TP	PIM
2010-11	ALASKA-FAIRBANKS	WCHA	38	12	18	30	-	28		-	-	-	-	-
2011-12	ALASKA-FAIRBANKS	WCHA	36	15	17	32	-	18		-	-	-	-	-
2012-13	ALASKA-FAIRBANKS	WCHA	37	11	17	28	-	22		-	-	-	-	-
2013-14	ALASKA-FAIRBANKS	WCHA	37	22	21	43	-	22		-	-	-	-	-
	TAMPA BAY	NHL	1	0	0	0	0	0		-	-	-	-	-
NHL TOTALS			1	0	0	0	0	0		-	-	-	-	-





# JONATHAN MARCHESSAULT

POSITION	Center	SHOOTS	Right
HEIGHT	5-8	BORN	December 27, 1990 (Quebec City, Quebec)
WEIGHT	177	ACQUIRED	Trade from Columbus on March 5, 2014

## CAREER

**2013-14:** Skated in 77 AHL games with Springfield and Syracuse, posting 23 goals and 56 points...Played in 56 games with Springfield...Led all Falcon skaters for games played, points and power-play goals prior to being traded to the Crunch... Skated in 21 games for the Crunch, posting 9 goals and 15 points to go along with 8 penalty minutes..**2012-13:** Played in 2 games with the Blue Jackets...Skated in his 1st career NHL game on 1/31 vs. STL...Skated in 74 games with Springfield, collecting 21 goals and 67 points...Led the Falcons for goals, assists (46) and points...Named to AHL First All-Star Team...Started at the 2013 AHL All-Star Classic..**2011-12:** Played in 76 games in his 1st pro season with Connecticut, posting 24 goals and 64 points...Ranked tied for 1st on the Whale for points and led all skaters for assists with 40..**Junior Career:** Skated in 254 career QMJHL games, all with Quebec, tallying 98 goals and 239 points..2010-11: Led all Remparts skaters for points with 95 and goals with 40...Posted a team-high 33 points in 18 playoff games...2009-10: Ranked 3rd on Quebec for points with 71...Led the Remparts for assists (11) during the postseason...2008-09: Skated in 62 games for Quebec, recording 18 goals and 53 points...Recorded a career-high 75 penalty minutes..2007-08: Played in his 1st season in the QMJHL, registering 10 goals and 20 points.

## CAREER STATISTICS

SEASON	TEAM	LEAGUE	GP	REGULAR SEASON						PLAYOFFS				
				G	A	TP	+/-	PIM		GP	G	A	TP	PIM
2007-08	QUEBEC	QMJHL	56	10	10	20	-	18		11	1	0	1	6
2008-09	QUEBEC	QMJHL	62	18	35	53	-	75		14	2	4	6	10
2009-10	QUEBEC	QMJHL	68	30	41	71	-	54		9	3	11	14	14
2010-11	QUEBEC	QMJHL	68	40	55	95	-	41		18	11	22	33	12
2011-12	CONNECTICUT	AHL	76	24	40	64	-	50		9	4	0	4	26
2012-13	SPRINGFIELD	AHL	74	21	46	67	-	65		8	0	3	3	8
	COLUMBUS	NHL	2	0	0	0	-1	0		-	-	-	-	-
2013-14	SPRINGFIELD	AHL	56	14	27	41	-	51		-	-	-	-	-
	SYRACUSE	AHL	21	9	6	15	-	8		-	-	-	-	-
NHL TOTALS			2	0	0	0	-1	0		-	-	-	-	-



# DAN MILAN

<b>POSITION</b>	Defenseman	<b>SHOOTS</b>	Left
<b>HEIGHT</b>	6-1	<b>BORN</b>	April 14, 1992 (Detroit, Michigan)
<b>WEIGHT</b>	209	<b>ACQUIRED</b>	Signed as a free agent on September 23, 2011

## CAREER


**2013-14:** Played in 50 games with the Brampton Beast (CHL), recording 2 goals and 10 points to go along with 108 penalty minutes...Ranked 4th on the Beast for penalty minutes...Skated in 3 games with the Everblades, collecting 6 penalty minutes...Appeared in 1 game with the Crunch, making his AHL debut on 3/7 at Rochester...**2012-13:** Played in 43 games with the Florida Everblades (ECHL), scoring 2 goals and adding 7 assists for 9 points...Scored his 1st professional goal on 11/21 against the Colorado Eagles...Totalled 9 points and 56 penalty minutes as a rookie...**Junior Career:** Has appeared in 130 career QMJHL games with the Moncton Wildcats and Victoriaville Tigres, amassing 16 goals and 49 points...**2011-12:** Played in 33 games with Moncton, recording 5 assists and 31 penalty minutes...Traded from Moncton to Victoriaville on 1/2...Appeared in 29 games with Victoriaville, notching two goals and six points to go along with 42 penalty minutes...Skated in three playoff games with the Tigres, recording two penalty minutes...**2010-11:** Played in 68 games with the Wildcats, tallying 14 goals and 38 points...Led all Moncton defensemen for goals and ranked 1st among all QMJHL rookie defensemen in points...Recorded 8 power-play goals, ranking 5th among all Wildcat skaters...Named Moncton's Rookie of the Year after breaking the club's scoring record for a first-year defenseman...**2009-10:** Played in 31 games with Orchard Lake, posting five goals and 18 points...Served as team captain, received High School All-Star honor and Catholic League All-Conference honors.

## CAREER STATISTICS

SEASON	TEAM	LEAGUE	REGULAR SEASON							PLAYOFFS				
			GP	G	A	TP	+/-	PIM		GP	G	A	TP	PIM
2009-10	ORCHARD LAKE	USHS	31	5	13	18	-	-		-	-	-	-	-
2010-11	MONCTON	QMJHL	68	14	24	38	-	76		5	1	1	2	5
2011-12	MONCTON	QMJHL	33	0	5	5	-	31		-	-	-	-	-
	VICTORIVILLE	QMJHL	29	2	4	6	-	42		3	0	0	0	2
2012-13	FLORIDA	ECHL	43	2	7	9	-	56		-	-	-	-	-
2013-14	BRAMPTON	CHL	50	2	8	10	-	108		3	-	-	-	-
	FLORIDA	ECHL	3	0	0	0	-	6		-	-	-	-	-
	SYRACUSE	AHL	1	0	0	0	-	0		-	-	-	-	-







# JOEY MORMINA

POSITION	Defenseman	SHOOTS	Left
HEIGHT	6-6	BORN	June 29, 1982 (Montreal, Quebec)
WEIGHT	229	ACQUIRED	Signed as a free agent on July 3, 2013

## CAREER

**2013-14:** Played in 56 games with the Syracuse Crunch, collected 3 goals and 13 points to go along with 86 penalty minutes...Ranked 4th in scoring among Crunch defensemen for points...Scored 2 goals on 1/4 at Binghamton...Served as an assistant captain for Syracuse...**2012-13:** Played in 54 games with the Penguins, posting 3 goals and 10 points to go along with 60 penalty minutes...Was the captain of the team...Appeared in 15 Calder Cup playoff games, recording a goal and 8 points with 36 penalty minutes...**2011-12:** Skated in 59 games with W-B/Scranton, registering 6 goals and 21 points to go along with 70 penalty minutes...Played in 12 postseason games for the Penguins, posting 1 goal and 2 points...**2010-11:** Skated in 50 games with the Penguins, collecting 2 goals and 11 points...Played in 12 playoff games and was held scoreless...**2009-10:** Skated in 77 for Adirondack, collecting 5 goals and 23 points to go along with 102 penalty minutes...Set a career-best 23 points...**2008-09:** Played in 70 games with the Penguins, collecting 2 goals and 11 points...Appeared in 12 Calder Cup playoff games, notching 12 penalty minutes...**2007-08:** Made his NHL debut, skating in 1 game for the Carolina Hurricanes...Played in 77 games with Albany, recording 4 goals and 13 points to go along with 96 penalty minutes...Recorded 4 penalty minutes in 7 playoff games...**2006-07:** Skated in 62 games for the Monarchs, collecting 2 goals and 11 points to go along with 108 penalty minutes...**2005-06:** Played in 61 games in his 1st season in the AHL, registering 13 assists and 70 penalty minutes...**Collegiate Career:** Skated in 141 career NCAA games at Colgate University, collecting 16 goals and 56 points to go along with 156 penalty minutes.

## CAREER STATISTICS

SEASON	TEAM	LEAGUE	REGULAR SEASON							PLAYOFFS				
			GP	G	A	TP	+	-	PIM	GP	G	A	TP	PIM
2005-06	MANCHESTER	AHL	61	0	13	13	-		70	7	0	0	0	4
2006-07	MANCHESTER	AHL	62	2	9	11	-		108	1	0	0	0	2
2007-08	CAROLINA	NHL	1	0	0	0	0		0	-	-	-	-	-
	ALBANY	AHL	77	4	9	13	-		96	7	0	0	0	4
2008-09	W-B/SCRANTON	AHL	70	2	9	11	-		71	12	0	0	0	12
2009-10	ADIRONDACK	AHL	77	5	18	23	-		102	-	-	-	-	-
2010-11	W-B/SCRANTON	AHL	50	2	9	11	-		44	12	0	0	0	16
2011-12	W-B/SCRANTON	AHL	59	6	15	21	-		70	12	1	1	2	10
2012-13	W-B/SCRANTON	AHL	54	3	7	10	-		60	15	1	7	8	36
2013-14	SYRACUSE	AHL	56	3	10	13	-		86	-	-	-	-	-
NHL TOTALS			1	0	0	0	0		0	-	-	-	-	-



# VLADISLAV NAMESTNIKOV

<b>POSITION</b>	Center	<b>SHOOT S</b>	Left
<b>HEIGHT</b>	6-0	<b>BORN</b>	November 22, 1992 (Zhukovskiy, Russia)
<b>WEIGHT</b>	182	<b>ACQUIRED</b>	Selected in the first round, 27th overall, at the 2011 NHL Entry Draft


## CAREER

**2013-14:** Played in 4 games with the Lightning, recording 4 penalty minutes...Made his NHL debut on 2/8 vs. DET...Skated in 56 games with Syracuse, collecting 19 goals and 48 points to go along with 40 penalty minutes...Ranked 3rd on the Crunch for points and 2nd for assists (29)...Ranked 2nd on the Crunch for power-play goals with 7...**2012-13:** Skated in 44 games with Syracuse, posting 7 goals and 21 points during his rookie season in the AHL...Ranked 4th among Crunch rookies for points...Scored his 1st professional/AHL goal on 12/29 vs. St. John's IceCaps...Registered 5 points over the last 6 games of the regular season...Played in 18 postseason games with Syracuse, notching 2 goals and 7 points to go along with 10 penalty minutes...**Junior Career:** Appeared in 131 career OHL games with the London Knights, amassing 52 goals and 139 points...**2011-12:** Played in 63 games with the Knights, collecting 22 goals and 71 points to go along with a plus-15 rating...Ranked 1st on London and 8th (tie) in the OHL in assists (49)...Appeared in 19 playoff games, collecting 4 goals and 18 points...Member of the Knights winning OHL Championship...Skated in 2 Memorial Cup games and notched 2 goals and 4 penalty minutes...**2010-11:** Played in 1st season in the OHL with London, collecting 30 goals and 69 points in 68 games...Ranked 1st on the Knights for goals and plus/minus (+12) and 2nd in points...Netted 1st career OHL goal on 10/1 vs. Owen Sound...Played in CHL top prospects game.

## CAREER STATISTICS

SEASON	TEAM	LEAGUE	REGULAR SEASON							PLAYOFFS				
			GP	G	A	TP	+/-	PIM		GP	G	A	TP	PIM
2010-11	LONDON	OHL	68	30	38	68	-	49		6	1	4	5	6
2011-12	LONDON	OHL	63	22	49	71	-	50		19	4	14	18	20
2012-13	SYRACUSE	AHL	44	7	14	21	-	32		18	2	5	7	10
2013-14	SYRACUSE	AHL	56	19	29	48	-	40		-	-	-	-	-
	TAMPA BAY	NHL	4	0	0	0	-1	4		-	-	-	-	-
NHL & LIGHTNING TOTALS			4	0	0	0	-1	4		-	-	-	-	-





# NIKITA NESTEROV

POSITION	Defenseman	SHOOTS	Right
HEIGHT	6-0	BORN	March 28, 1993 (Russia)
WEIGHT	199	ACQUIRED	Selected in the fifth round, 158th overall, at the 2011 NHL Entry Draft

## CAREER

**2013-14:** Played in 54 games in his 1st North American season with Syracuse, posting 4 goals and 16 points...All 4 of his goals came on the man-advantage...Ranked 3rd on the Crunch defense for points...Made his AHL debut on 10/5 at Binghamton...Posted 3 points in his 1st 3 games of the season...Scored his 1st career AHL goal on 11/1 vs. Rochester...**2012-13:** Played in 35 games with Traktor (KHL), recording 14 penalty minutes...Appeared in 19 postseason games, tallying 4 assists and 6 penalty minutes...Played in 2 games with Belie Medvedi (MHL), collecting 1 assist and 2 penalty minutes...Skated in 4 playoff games for Belie Medvedi, recording 2 goals and 3 points...**2011-12:** Skated in 10 games for Traktor, collecting 1 assist...**2010-11:** Played in 46 games with Traktor 2 (Russia Jr.), registering 5 goals and 19 points.

## CAREER STATISTICS

SEASON	TEAM	LEAGUE	GP	REGULAR SEASON						PLAYOFFS				
				G	A	TP	+	-	PIM	GP	G	A	TP	PIM
2010-11	TRAKTOR 2	RUSSIA JR.	46	5	14	19	-	-	72	-	-	-	-	-
2011-12	TRAKTOR	KHL	10	0	1	1	-	-	4	3	0	0	0	0
2012-13	BELIE MEDVEDI	MHL	2	0	1	1	-	-	2	4	2	1	3	0
	TRAKTOR	KHL	35	0	0	0	-	-	14	19	0	4	4	6
2013-14	SYRACUSE	AHL	54	4	12	16	-	-	39	-	-	-	-	-







# CEDRIC PAQUETTE

<b>POSITION</b>	Center	<b>SHOOT S</b>	Left
<b>HEIGHT</b>	6-1	<b>BORN</b>	August 13, 1993 (Gaspé, Quebec)
<b>WEIGHT</b>	199	<b>ACQUIRED</b>	Selected in the fourth round, 101st overall, at the 2012 NHL Draft

## CAREER

**2013-14:** Skated in 2 games with the Lightning, posting 1 assist...Made his NHL debut on 4/11 vs. CBJ and posted his 1st career NHL point (assist)...Appeared in all 4 Lightning postseason games, notching a pair of assists to go along with 16 penalty minutes...Skated in 70 games with the Crunch, recording 20 goals and 44 points...Ranked 3rd on Syracuse for goals and 4th for points...Ranked 4th on the Crunch for penalty minutes...**2012-13:** Skated in 1 postseason game with Syracuse...**Junior Career:** Skated in 130 career QMJHL games over 2 seasons, all with Blainville-Boisbriand, recording 58 goals and 131 points...**2012-13:** Led the team for assists (56) and points (83) and was 2nd for penalty minutes with 103...Skated in 15 postseason games, notching 12 points...Ranked 5th on the team for playoff points...**2011-12:** Appeared in 63 games for Blainville-Boisbriand, collecting 31 goals and 48 points...Led the team for goals and was 5th for points.

## CAREER STATISTICS

SEASON	TEAM	LEAGUE	REGULAR SEASON							PLAYOFFS				
			GP	G	A	TP	+	-	PIM	GP	G	A	TP	PIM
2011-12	BLAINVILLE-BOISBRIAND	QMJHL	63	31	17	48	-	-	88	11	7	10	17	22
2012-13	BLAINVILLE-BOISBRIAND	QMJHL	63	27	56	83	-	-	103	15	7	5	12	33
	SYRACUSE	AHL	-	-	-	-	-	-	-	1	0	0	0	0
2013-14	SYRACUSE	AHL	70	20	24	44	-	-	153	-	-	-	-	-
	TAMPA BAY	NHL	2	0	1	1	1	0	0	4	0	2	2	16
NHL TOTALS			2	0	1	1	1	0	0	4	0	2	2	16





# PHILIPPE PARADIS

POSITION	Right Wing	SHOTS	Left
HEIGHT	6-1	BORN	January 2, 1991 (Dolbeau, Quebec)
WEIGHT	213	ACQUIRED	In a trade from Chicago on April 2, 2013.

## CAREER

**2013-14:** Skated in 56 games in his 1st full season with the Crunch, posting 6 goals and 15 points...Ranked 5th on Syracuse for penalty minutes with 118. **2012-13:** Skated in 44 AHL games with the Rockford IceHogs and Syracuse Crunch, registering 1 goal and 9 points to go along with 111 penalty minutes...Skated in 36 games with Rockford, posting 1 goal and 8 points before being traded to Tampa Bay on 4/2...Played in 5 games with Toledo of the ECHL, collecting 9 penalty minutes...Appeared in 8 games with the Crunch, recording an assist and 11 penalty minutes...Made his AHL postseason debut with the Crunch, skating in 18 games and recording 3 goals and four points...**2011-12:** Played in 58 games with the IceHogs, posting 5 goals and 16 points to go along with 39 penalty minutes...Set AHL career highs for goals, assists (11) and points. **2010-11:** Played in 4 games with Rockford at the conclusion of his season with P.E.I., posting a goal and 2 penalty minutes...Scored his 1st professional/AHL goal, the game-winner, in the IceHogs 4-3 win against Grand Rapids on 4/9...**2009-10:** Skated in 4 games with the Toronto Marlies (AHL), recording 2 assists...Made his AHL/pro debut on 4/2 with the Marlies...Recorded 1st pro/AHL point (assist) on 4/10 vs. Hamilton...**Junior Career:** Skated in 233 career QMJHL games with Shawinigan and P.E.I., amassing 77 goals and 170 points to go along with 307 penalty minutes. **2010-11:** Skated in 59 games in his 1st season with P.E.I., collecting 23 goals and 53 points to go along with 85 penalty minutes...Ranked 3rd on the club with 53 points...Led the team with a plus-19 rating...Tallied goals in 4 straight games from 12/4 through 12/12...Tallied back-to-back 3 point nights on 10/9 and 10/16...Played in 5 playoff games, notching 1 goal and 2 points...**2009-10:** Skated in 63 games with Shawinigan, collecting 24 goals and 44 points to go along with 104 penalty minutes...Led the club for penalty minutes and ranked tied for 2nd for goals and was 5th for points...Skated in 6 postseason games, posting 2 goals and 3 points...**2008-09:** Played in a career-high 66 games with Shawinigan, recording 19 goals and 50 points to go along with 74 penalty minutes and a plus-20 rating...Played in 21 postseason games, registering 6 goals and 12 points...Helped the Cataractes reach Game 7 of the President's Cup before falling to the Drummondville...**2007-08:** Played in 45 games in his rookie season with Shawinigan, posting 11 goals and 23 points to go along with 44 penalty minutes...Skated in 3 postseason games...Was selected by Shawinigan in the second round, 34th overall, in the 2007 QMJHL Draft...Originally selected by the Carolina Hurricanes in the first round, 27th overall, at the 2009 NHL Entry Draft...

## CAREER STATISTICS

			REGULAR SEASON						PLAYOFFS				
SEASON	TEAM	LEAGUE	GP	G	A	TP	+/-	PIM	GP	G	A	TP	PIM
2007-08	SHAWINIGAN	QMJHL	45	11	12	23	-	44	3	0	0	0	0
2008-09	SHAWINIGAN	QMJHL	66	19	31	50	-	74	21	6	6	12	20
2009-10	SHAWINIGAN	QMJHL	63	24	20	44	-	104	6	2	1	3	4
2010-11	TORONTO	AHL	4	0	2	2	-	0	-	-	-	-	-
	P.E.I.	QMJHL	59	23	30	53	-	85	5	1	1	2	8
2011-12	ROCKFORD	AHL	4	1	0	1	-	2	-	-	-	-	-
	ROCKFORD	AHL	58	5	11	16	-	39	-	-	-	-	-
2012-13	ROCKFORD	AHL	36	1	7	8	-	100	-	-	-	-	-
	TOLEDO	ECHL	5	0	0	0	-	9	-	-	-	-	-
	SYRACUSE	AHL	8	0	1	1	-	11	18	3	1	4	23
2013-14	SYRACUSE	AHL	56	6	9	15	-	118	-	-	-	-	-



# TANNER RICHARD

POSITION	Center	SHOOTS	Left
HEIGHT	6-0	BORN	April 6, 1993 (Jona, Switzerland)
WEIGHT	189	ACQUIRED	Selected in the third round, 71st overall, at the 2012 NHL Draft

## CAREER

**2013-14:** Skated in 65 games with Syracuse in his 1st full AHL season, posting 2 goals and 17 points to go along with 95 penalty minutes...Recorded his 1st AHL goal on 1/25 at Hershey...Posted a 3 assist game on 2/8 vs. Springfield...**2012-13:** Appeared in 8 games with the Crunch, posting 3 assists and 8 penalty minutes...Made his AHL debut on 4/5 vs. Hershey...**Junior Career:** Skated in 95 career OHL games over 2 seasons, all with the Storm, posting 24 goals and 110 points...2012-13: Ranked 1st on the Storm for assists and 2nd for points...Posted 3 points during the OHL playoffs, ranking 3rd on Guelph.

## CAREER STATISTICS

SEASON	TEAM	LEAGUE	REGULAR SEASON							PLAYOFFS				
			GP	G	A	TP	+/-	PIM		GP	G	A	TP	PIM
2010-11	RAPPERSWIL U20	ELITE JR. A	28	11	32	43	-	72		10	2	11	13	34
2011-12	GUELPH	OHL	43	13	35	48	-	48		6	1	4	5	6
2012-13	GUELPH	OHL	52	11	51	62	-	94		5	0	3	3	6
	SYRACUSE	AHL	8	0	3	3	-	8		-	-	-	-	-
2013-14	SYRACUSE	AHL	65	2	15	17	-	95		-	-	-	-	-







# JEROME SAMSON

<b>POSITION</b>	Right Wing	<b>SHOOTS</b>	Right
<b>HEIGHT</b>	6-0	<b>BORN</b>	September 4, 1987 (Greenfield Park, Quebec)
<b>WEIGHT</b>	192	<b>ACQUIRED</b>	Signed as a free agent on July 10, 2014

## CAREER

**2013-14:** Skated in 68 games with the IceCaps, registering 27 goals and 56 points...Ranked 1st on the IceCaps and 12th in the AHL for power-play tallies with 11... Ranked 2nd on the team for goals and points and 6th for assists...Appeared in 17 postseason games, recording 3 goals and 6 points...Helped lead St. John's to a Calder Cup Finals berth...**2012-13:** Skated in 37 games with Charlotte, posting 7 goals and 18 points...**2011-12:** Played in 16 games with the Hurricanes, registering 2 goals and 5 points to go along with 8 penalty minutes...Scored his 1st career NHL goal on 1/10 vs. PHI (Bobrovsky)...Skated in 57 games with Charlotte, posting 20 goals and 37 points...Ranked 2nd on the Checkers for goals and 4th for points...Named to the 2012 AHL All-Star Classic...Led the Checkers and ranked 12th in the AHL for shots with 223...Recorded at least 1 shot on goal in every game for Charlotte...Led the Checkers for power-play goals with 9...**2010-11:** Played in 23 games with Carolina, posting 2 assists...Set a career-best 23 games played in the NHL...Skated in 54 games with Charlotte, posting 26 goals and 54 points...Ranked 5th in the AHL for shots (245) despite not playing in the league from 2/12 until the end of the season...**2009-10:** Played in 7 games with the Hurricanes, posting 2 assists and 10 penalty minutes... Made NHL debut on 1/7 vs. NSH and recorded an assist...Skated in 74 games with Albany, recording 37 goals and 78 points...Named First Team AHL All-Star, leading the River Rats for points, goals and assists (41)...Ranked tied for 2nd in the AHL for goals and was 4th for points...Led the AHL for shots with 332...Played in all 8 postseason games, collecting 6 goals and 9 points...**2008-09:** Skated in 70 games with Albany, recording 22 goals and 54 points to go along with 56 penalty minutes...Tied for the team lead for points...**2007-08:** Skated in 65 games in his 1st season in the AHL, registering 21 goals and 39 points...Played in 7 playoff games, notching 1 goal and 2 points...**Junior Career:** Skated in 196 career QMJHL games with Moncton and Val d'Or over four seasons, notching 70 goals and 168 points...Helped Moncton capture the QMJHL championship and a Memorial Cup berth in 2006...**2006-07:** Played in 71 games between Moncton and Val d'Or, recording 44 goals and 99 points...Skated in 20 playoff games with Val d'Or, collecting 14 goals and 26 points...**2005-06:** Played in 62 games with Moncton, recording 20 goals and 52 points...Posted 6 goals and 18 points in 21 QMJHL postseason games...**2004-05:** Played in 63 games in his 1st season in the QMJHL, collecting 6 goals and 17 points.

## CAREER STATISTICS

SEASON	TEAM	LEAGUE	REGULAR SEASON							PLAYOFFS				
			GP	G	A	TP	+/-	PIM		GP	G	A	TP	PIM
2004-05	MONCTON	QMJHL	63	6	11	17	-	22		12	1	4	5	8
2005-06	MONCTON	QMJHL	62	20	32	52	-	46		21	6	12	18	15
2006-07	MONCTON	QMJHL	38	19	33	52	-	20		-	-	-	-	-
	VAL D'OR	QMJHL	33	25	22	47	-	16		20	14	12	26	10
2007-08	ALBANY	AHL	65	21	18	39	-	38		7	1	1	2	2
2008-09	ALBANY	AHL	70	22	32	54	-	56		-	-	-	-	-
2009-10	ALBANY	AHL	74	37	41	78	-	66		8	6	3	9	8
	CAROLINA	NHL	7	0	2	2	-1	10		-	-	-	-	-
2010-11	CHARLOTTE	AHL	53	26	28	54	-	44		-	-	-	-	-
	CAROLINA	NHL	23	0	2	2	0	0		-	-	-	-	-
2011-12	CHARLOTTE	AHL	57	20	17	37	-	26		-	-	-	-	-
	CAROLINA	NHL	16	2	3	5	-3	8		-	-	-	-	-
2012-13	CHARLOTTE	AHL	37	7	11	18	-	27		-	-	-	-	-
2013-14	ST. JOHN'S	AHL	68	27	29	56	-	49		17	3	3	6	4
NHL TOTALS			46	2	7	9	-4	18		-	-	-	-	-



# ARTEM SERGEEV

POSITION	Defenseman	SHOOT S	Right
HEIGHT	6-1	BORN	April 20, 1993 (Moscow, Russia)
WEIGHT	203	ACQUIRED	Signed as a free agent on July 1, 2012

## CAREER

**2013-14:** Skated in 68 games in his 1st full season in the AHL, posting 3 goals and 10 points with the Crunch...Scored his 1st career AHL goal/point on 10/12 vs. Rochester...Notched a 2 assist game on 12/18 at Hershey..**2012-13:** Played in his 1st professional game with Syracuse on 4/21 vs. Binghamton..**Junior Career:** Skated in 165 career games in the QMJHL for the Val-d'Ors Foreurs, collecting 18 goals and 86 points to go along with 151 penalty minutes..**2012-13:** Played in 55 games with Val-d'Ors, posting 6 goals and 33 assists...Had a career high in assists (33), points (39), and penalty minutes (65)...Skated in 10 playoff games recording 3 goals and 6 points..**2011-12:** Played in 46 games with Val-d'Ors, collecting seven goals and 20 points with 46 penalty minutes...Ranked 1st on Foreurs defense for power play goals with 4 and was 2nd in goals...Appeared in 3 QMJHL playoff games, posting 9 penalty minutes..**2010-11:** Skated in 64 games with Val-d'Ors, recording 5 goals and 27 points with 40 penalty minutes...Ranked 1st on the Foreurs in assists and points..**International Career:** Represented Russia at the IIHF World Junior Championships in Calgary in 2011-12, registering a goal and 2 points with 12 penalty minutes...Captured a Silver Medal for Russia, losing to Sweden in overtime in the Gold Medal game.

## CAREER STATISTICS

SEASON	TEAM	LEAGUE	REGULAR SEASON							PLAYOFFS				
			GP	G	A	TP	+/-	PIM		GP	G	A	TP	PIM
2010-11	VAL-D'ORS	QMJHL	64	5	22	27	-	40		4	0	1	1	0
2011-12	VAL-D'ORS	QMJHL	46	7	13	20	-	46		3	0	0	0	9
2012-13	VAL-D'ORS	QMJHL	55	6	33	39	-	65		10	3	3	6	12
	SYRACUSE	AHL	1	0	0	0	-	0		-	-	-	-	-
2013-14	SYRACUSE	AHL	68	3	7	10	-	50		-	-	-	-	-





# DALTON SMITH

POSITION	Left Wing	SHOOTS	Left
HEIGHT	6-1	BORN	June 30, 1992 (Markham, Ontario)
WEIGHT	215	ACQUIRED	In a trade from Columbus on March 5, 2014

## CAREER

**2013-14:** Skated in 50 games for the AHL's Springfield Falcons, recording 9 points and 99 penalty minutes... Appeared in 18 games for the AHL's Syracuse Crunch and registered 3 points and 51 penalty minutes...**2012-13:** Played his 1st season in the AHL with Springfield, collecting 3 goals and 9 points to go along with 128 penalty minutes...Ranked 1st on the Falcons for penalty minutes...**Junior Career:** Skated in 196 career OHL games, all with Ottawa over 4 seasons, posting 50 goals and 105 points to go along with 328 penalty minutes...**2011-12:** Skated in 53 games with Ottawa, posting 15 goals and 25 points...Posted 4 goals and 8 points in 18 OHL playoff games...**2010-11:** Played in 64 games with Ottawa, recording 12 goals and 29 points...**2009-10:** Set OHL career highs for goals (21), assists (23), points (44) and penalty minutes (129)...**2008-09:** Played in 17 games in his 1st OHL season, collecting 2 goals and 7 points.

## CAREER STATISTICS

SEASON	TEAM	LEAGUE	REGULAR SEASON							PLAYOFFS				
			GP	G	A	TP	+/-	PIM		GP	G	A	TP	PIM
2008-09	OTTAWA	OHL	17	2	5	7	-	8		7	0	0	0	0
2009-10	OTTAWA	OHL	62	21	23	44	-	129		12	3	3	6	27
2010-11	OTTAWA	OHL	64	12	17	29	-	124		4	2	2	4	12
2011-12	OTTAWA	OHL	53	15	10	25	-	67		18	4	4	8	46
2012-13	SPRINGFIELD	AHL	67	3	6	9	-	128		1	0	0	0	12
2013-14	SPRINGFIELD	AHL	50	4	5	9	-	99		-	-	-	-	-
	SYRACUSE	AHL	18	2	1	3	-	51		-	-	-	-	-







# ANDREI VASILEVSKIY

<b>POSITION</b>	Goaltender	<b>CATCHES</b>	Left
<b>HEIGHT</b>	6-3	<b>BORN</b>	July 25, 1994 (Tyumen, Russia)
<b>WEIGHT</b>	207	<b>ACQUIRED</b>	Selected in the first round, 19th overall, at the 2012 NHL Draft

## CAREER

**2013-14:** Played 28 games for Salavat Yulaev Ufa of the KHL, recording 28 wins and 14 losses... Played 6 games for Russia in the World Junior Championships, registering a 4-2 record... Played in 2 games for Russia in the World Championships, recording 1 win...**2012-13:** Played in 27 games for Tolpar Ufa, recording a 1.93 goals-against average and .930 save percentage... Played in 4 games for Russia at the World Junior Championships, posting a 3-1 record to go along with a 1.81 goals-against average and .950 save percentage... Won the Bronze Medal...**2011-12:** Played in 27 games for Tolpar Ufa, notching a 2.23 goals-against average and .931 save percentage... Appeared in 5 games for Russia at the World Junior Championships, registering a record of 4-1 and helped his country win the Silver Medal.

## CAREER STATISTICS

SEASON	TEAM	LEAGUE	REGULAR SEASON								PLAYOFFS			
			GP	W	L	OT	MIN	SO	GAA	SV %	GP	W	L	GAA
2010-11	TOLPAR UFA	MHL	14	-	-	-	-	0	1.81	.937	-	-	-	-
2011-12	TOLPAR UFA	MHL	27	-	-	-	-	0	2.23	.931	2	-	-	2.23
	RUSSIA	WJC	5	4	1	-	-	2	2.01	.953	-	-	-	-
2012-13	TOLPAR UFA	MHL	27	-	-	-	-	0	1.93	.930	3	-	-	2.85
	SALAVAT UFA	KHL	8	4	1	-	97	1	2.22	.924	-	-	-	-
	RUSSIA	WJC-20	4	3	1	-	-	1	1.81	.950	-	-	-	-
2013-14	SALAVAT UFA	KHL	28	14	8	5	1601	0	2.21	.923	18	-	-	1.99
	RUSSIA	WJC-20	6	4	2	-	90	0	1.83	.933	-	-	-	-
	RUSSIA	WC	2	1	0	-	120	1	0.50	.985	-	-	-	-





# LUKE WITKOWSKI

POSITION	Defenseman	SHOOTS	Right
HEIGHT	6-2	BORN	April 14, 1990 (Holland, Michigan)
WEIGHT	213	ACQUIRED	Selected in the sixth round, 160th overall, at the 2008 NHL Entry Draft.


## CAREER

**2013-14:** Skated in 76 games with the Crunch, posting 2 goals and 12 points to go along with 204 penalty minutes...Led the Crunch for penalty minutes...Recorded 1st AHL point (assist) on 10/26 vs. Bridgeport...Scored 1st AHL goal on 2/22 at Hershey...**2012-13:** Played in 3 games with Syracuse, recording 4 penalty minutes...Made his AHL debut on 4/6 at Hershey...**Collegiate Career:** Skated in 152 career NCAA games, all with Western Michigan, posting 7 goals and 38 points...2012-13: Skated in 38 games with Western Michigan in his senior season, posting 2 goals and 10 points...Served as captain...2011-12: Played in 40 games, recording 2 goals and a collegiate-best 13 points...Served as an assistant captain...2010-11: Skated in a collegiate-high 42 games, collecting 1 goal and 9 points...2009-10: Played in 32 games in his freshman season, tallying 2 goals and 6 points...Recorded a collegiate-high 67 penalty minutes.

## CAREER STATISTICS

SEASON	TEAM	LEAGUE	REGULAR SEASON							PLAYOFFS				
			GP	G	A	TP	+/-	PIM		GP	G	A	TP	PIM
2009-10	W. MICHIGAN	CCHA	32	2	4	6	-	67		-	-	-	-	-
2010-11	W. MICHIGAN	CCHA	42	1	8	9	-	56		-	-	-	-	-
2011-12	W. MICHIGAN	CCHA	40	2	11	13	-	66		-	-	-	-	-
2012-13	W. MICHIGAN	CCHA	38	2	8	10	-	46		-	-	-	-	-
	SYRACUSE	AHL	3	0	0	0	-	4		-	-	-	-	-
2013-14	SYRACUSE	AHL	76	2	10	12	-	204		-	-	-	-	-





# DYLAN BLUJUS

**POSITION** Defenseman

**SHOOTS** Right

**HEIGHT** 6-3


**BORN** January 22, 1994 (Buffalo, New York)

**WEIGHT** 205

**ACQUIRED** Selected in the second round, 40th overall, at the 2012 NHL Entry Draft

## CAREER STATISTICS

SEASON	TEAM	LEAGUE	GP	REGULAR SEASON						PLAYOFFS				
				G	A	TP	+/-	PIM		GP	G	A	TP	PIM
2010-11	BRAMPTON	OHL	67	4	22	26	-	26		4	0	0	0	0
2011-12	BRAMPTON	OHL	66	7	27	34	-	38		8	1	4	5	4
2012-13	BRAMPTON	OHL	68	2	27	29	-	57		5	2	2	4	2
2013-14	NORTH BAY	OHL	55	4	26	30	-	56		22	4	6	10	20



# JEFF COSTELLO

**POSITION** Left Wing

**SHOOTS** Left

**HEIGHT** 6-0

**BORN** November 20, 1990 (Milwaukee, Wisconsin)

**WEIGHT** 206


**ACQUIRED** Trade from Vancouver on June 27, 2014

## CAREER STATISTICS

SEASON	TEAM	LEAGUE	GP	REGULAR SEASON						PLAYOFFS				
				G	A	TP	+/-	PIM		GP	G	A	TP	PIM
2010-11	NOTRE DAME	CCHA	44	12	6	18	-	56		-	-	-	-	-
2011-12	NOTRE DAME	CCHA	28	5	7	12	-	58		-	-	-	-	-
2012-13	NOTRE DAME	CCHA	33	11	19	30	-	52		-	-	-	-	-
2013-14	NOTRE DAME	H-EAST	40	13	9	22	-	73		-	-	-	-	-







# CAMERON DARCY

**POSITION** Forward

**SHOOTS** Right

**HEIGHT** 6-0

**BORN** March 2, 1994 (South Boston, Massachusetts)


**WEIGHT** 183

**ACQUIRED** Selected in the seventh round, 185th overall, at the 2014 NHL Entry Draft.

## CAREER STATISTICS

SEASON	TEAM	LEAGUE	GP	REGULAR SEASON						PLAYOFFS					
				G	A	TP	+/-	PIM		GP	G	A	TP	PIM	
2012-13	NORTHEASTERN	H-EAST	9	0	2	2	-	8		-	-	-	-	-	
2013-14	CAPE BRETON	QMJHL	65	35	47	82	-	51		4	1	2	3	2	

 BE THE **THUNDER**



# ANTHONY DEANGELO

**POSITION** Defenseman

**SHOOTS** Right

**HEIGHT** 5-11

**BORN** October 24, 1995 (Sewell, New Jersey)

**WEIGHT** 173

**ACQUIRED** Selected in the first round, 19th overall, in the 2014 NHL Entry Draft

## CAREER STATISTICS

SEASON	TEAM	LEAGUE	GP	REGULAR SEASON						PLAYOFFS					
				G	A	TP	+/-	PIM		GP	G	A	TP	PIM	
2011-12	SARNIA	OHL	68	6	17	23	-	46		6	1	0	1	2	
2012-13	SARNIA	OHL	62	9	49	58	-	60		4	1	2	3	8	
2013-14	SARNIA	OHL	51	15	56	71	-	90		-	-	-	-	-	



# CRISTIANO DIGIACINTO

**POSITION** Forward

**SHOOTS** Left

**HEIGHT** 5-11

**BORN** January 10, 1996 (Hamilton, Ontario)


**WEIGHT** 196

**ACQUIRED** Selected in the sixth round, 170th overall, at the 2014 NHL Entry Draft.

## CAREER STATISTICS

SEASON	TEAM	LEAGUE	GP	REGULAR SEASON						PLAYOFFS				
				G	A	TP	+/-	PIM		GP	G	A	TP	PIM
2013-14	WINDSOR	OHL	50	17	11	28	-	101		2	0	0	0	9

 BE THE THUNDER



# JAKE DOTCHIN

**POSITION** Defenseman

**SHOOTS** Right

**HEIGHT** 6-3

**BORN** March 24, 1994 (Cambridge, Ontario)


**WEIGHT** 211

**ACQUIRED** Selected in the sixth round, 161st overall, in the 2012 NHL Entry Draft

## CAREER STATISTICS

SEASON	TEAM	LEAGUE	GP	REGULAR SEASON						PLAYOFFS				
				G	A	TP	+/-	PIM		GP	G	A	TP	PIM
2011-12	OWEN SOUND	OHL	64	3	16	19	-	77		5	0	3	3	8
2012-13	OWEN SOUND	OHL	38	2	12	14	-	39		-	-	-	-	-
	BARRIE	OHL	28	2	6	8	-	42		22	1	7	8	25
2013-14	BARRIE	OHL	63	11	25	36	-	121		11	3	2	5	13






# ADAM ERNE

<b>POSITION</b>	Left Wing	<b>SHOOTS</b>	Left
<b>HEIGHT</b>	6-1	<b>BORN</b>	April 20, 1995 (New Haven, Connecticut)
<b>WEIGHT</b>	216	<b>ACQUIRED</b>	Selected in the 2nd round, 33rd overall, at the 2013 NHL Entry Draft.

## CAREER STATISTICS

SEASON	TEAM	LEAGUE	REGULAR SEASON							PLAYOFFS				
			GP	G	A	TP	+/-	PIM		GP	G	A	TP	PIM
2010-11	INDIANA	USHL	45	10	8	18	-	49		3	0	1	1	0
2011-12	QUEBEC	QMJHL	64	28	27	55	-	32		11	2	4	6	10
2012-13	QUEBEC	QMJHL	68	28	44	72	-	67		11	5	5	10	19
2013-14	QUEBEC	QMJHL	48	21	41	62	-	65		1	1	0	1	2
	USA	WJC-20	5	0	1	1	-	0		-	-	-	-	-



# ALEXEI GLUKHOV

<b>POSITION</b>	Forward	<b>SHOOTS</b>	Left
<b>HEIGHT</b>	6-3	<b>BORN</b>	April 5, 1984 (Voskresensk, USSR)
<b>WEIGHT</b>	175	<b>ACQUIRED</b>	Selected in the ninth round, 266th overall, at the 2002 NHL Entry Draft

## CAREER STATISTICS

SEASON	TEAM	LEAGUE	REGULAR SEASON							PLAYOFFS				
			GP	G	A	TP	+/-	PIM		GP	G	A	TP	PIM
2001-02	VOSKRESENSK	RUSSIA-1	3	0	0	0	-	0		1	0	0	0	0
	VOSKRESENSK-2	RUSSIA-3	35	9	23	32	-	-		-	-	-	-	-
	VOSKRESENSK JR.	RUSSIA JR.	29	24	20	44	-	-		-	-	-	-	-
2002-03	VOSKRESENSK	RUSSIA-1	38	4	4	8	-	30		-	-	-	-	-
2003-04	VOSKRESENSK	RUSSIA	29	0	0	0	-	12		-	-	-	-	-
2004-05	SPRINGFIELD	AHL	3	0	1	1	-	6		-	-	-	-	-
	VICTORIA	ECHL	32	5	12	17	-	12		-	-	-	-	-
2005-06	KHIMIK	RUSSIA	45	2	14	16	-	70		9	2	1	3	10
2006-07	CHEREPOVETS	RUSSIA	52	2	14	16	-	97		5	0	0	0	4
2007-08	CHEREPOVETS	RUSSIA	57	7	13	20	-	86		8	2	0	2	12
2008-09	MYTISHCHI	KHL	43	10	10	20	-	28		7	1	1	2	4
2009-10	ATLANT	KHL	51	5	12	17	-	34		4	0	0	0	0
2010-11	ATLANT	KHL	51	5	12	17	-	34		24	2	5	7	12
2011-12	ATLANT	KHL	50	6	14	20	-	24		10	0	0	0	6
2012-13	SALAVAT YULAEV	KHL	48	5	6	11	-	22		14	0	3	3	12
2013-14	SALAVAT YULAEV	KHL	40	3	6	9	-	35		5	0	0	0	2







# NIKITA GUSEV

**POSITION** Left Wing

**SHOOTS** Right

**HEIGHT** 5-9

**BORN** July 8, 1992 (Moscow, Russia)

**WEIGHT** 163

**ACQUIRED** Selected in the seventh round, 202nd overall, at the 2012 NHL Entry Draft

## CAREER STATISTICS

SEASON	TEAM	LEAGUE	GP	REGULAR SEASON						PLAYOFFS				
				G	A	TP	+/-	PIM		GP	G	A	TP	PIM
2009-10	CSKA 2	MHL	48	17	40	57	-	14		5	1	2	3	0
2010-11	CSKA	KHL	18	1	0	1	-	2		-	-	-	-	-
2011-12	CSKA 2	MHL	38	22	37	59	-	14		16	17	10	27	6
	CSKA	KHL	15	2	1	3	-	0		1	0	0	0	0
2012-13	CSKA 2	MHL	34	30	46	76	-	26		19	16	17	33	0
	CSKA	KHL	6	0	1	1	-	0		-	-	-	-	-
2013-14	AMUR	KHL	24	4	8	12	-	6		12	1	4	5	6
	YUGRA	KHL	44	8	6	14	-	10		-	-	-	-	-

 BE THE THUNDER



# BRIAN HART

**POSITION** Right Wing

**SHOOTS** Right

**HEIGHT** 6-2

**BORN** November 25, 1993 (Cumberland, Maine)

**WEIGHT** 214

**ACQUIRED** Selected in the second round, 53rd overall, at the 2012 NHL Entry Draft

## CAREER STATISTICS

SEASON	TEAM	LEAGUE	GP	REGULAR SEASON						PLAYOFFS				
				G	A	TP	+/-	PIM		GP	G	A	TP	PIM
2010-11	PHILLIPS EXETER ACADEMY	USHS	27	29	32	61	-	12		-	-	-	-	-
2011-12	PHILLIPS EXETER ACADEMY	USHS	29	32	36	68	-	20		-	-	-	-	-
2012-13	HARVARD UNIVERSITY	ECAC	30	5	13	18	-	10		-	-	-	-	-
2013-14	HARVARD UNIVERSITY	ECAC	31	6	9	15	-	22		-	-	-	-	-





# HENRI IKONEN

**POSITION** Left Wing

**SHOOTS** Left

**HEIGHT** 5-11

**BORN** April 17, 1994 (Savollinna, Finland)

**WEIGHT** 191

**ACQUIRED** Selected in the 6th round, 154th overall, at the 2013 NHL Entry Draft

## CAREER STATISTICS

SEASON	TEAM	LEAGUE	REGULAR SEASON							PLAYOFFS				
			GP	G	A	TP	+/-	PIM		GP	G	A	TP	PIM
2011-12	KALPA	SM-LIIGA	8	0	1	1	-	4		-	-	-	-	-
2012-13	KINGSTON	OHL	61	22	29	51	-	30		4	1	0	1	4
2013-14	KINGSTON	OHL	54	25	45	70	-	49		7	1	5	6	8
	SYRACUSE	AHL	5	0	2	2	-	2		-	-	-	-	-
	FINLAND	WJC-20	7	1	2	3	-	2		-	-	-	-	-

 BE THE THUNDER



# DENIS KAZIONOV

**POSITION** Left Wing

**SHOOTS** Left

**HEIGHT** 6-3

**BORN** December 8, 1987 (Perm, USSR)

**WEIGHT** 187

**ACQUIRED** Selected in the seventh round, 198th overall, at the 2006 NHL Entry Draft.

## CAREER STATISTICS

CAREER STATISTICS			REGULAR SEASON							PLAYOFFS				
SEASON	TEAM	LEAGUE	GP	G	A	TP	+/-	PIM	GP	G	A	TP	PIM	
2005-06	TVER	RUSSIA	26	0	1	1	-	12	-	-	-	-	-	
2006-07	TVER	RUSSIA	24	2	1	3	-	8	2	0	0	0	2	
2007-08	NOVOKUZNEZH	RUSSIA	8	0	0	0	-	8	-	-	-	-	-	
	OMSK	RUSSIA	18	0	0	0	-	4	3	0	0	0	6	
2008-09	OMSK-2	RUSSIA-3	13	10	6	16	-	16	-	-	-	-	-	
	KHABAROVSK	KHL	6	0	0	0	-	6	-	-	-	-	-	
	MLADA BOLESLAV	CZECH	24	3	4	7	-	95	-	-	-	-	-	
2009-10	YEKATERINBURG	KHL	51	5	4	9	-	20	4	0	0	0	6	
2010-11	NOVOKUZNETSK	KHL	4	0	1	1	-	29	-	-	-	-	-	
	CHELIVABINSK	KHL	3	0	0	0	-	0	-	-	-	-	-	
2011-12	AVTOMOBILIST	KHL	47	3	6	9	-	81	-	-	-	-	-	
2012-13	SEVERSTAL	KHL	45	14	8	22	-	30	9	2	1	3	56	
2013-14	AVANGARD OMSK	KHL	38	5	4	9	-	41	-	-	-	-	-	





# DIMITRI KAZIONOV

**POSITION** Center

**SHOOTS** Left

**HEIGHT** 6-3

**BORN** May 13, 1984 (Moscow, USSR)


**WEIGHT** 185

**ACQUIRED** Selected in the fourth round, 100th overall, at the 2002 NHL Entry Draft

## CAREER STATISTICS

SEASON	TEAM	LEAGUE	REGULAR SEASON						PLAYOFFS				
			GP	G	A	TP	+/	PIM	GP	G	A	TP	PIM
1999-00	DYNAMO-2	RUSSIA-3	2	1	0	1	-	0	-	-	-	-	-
2000-01	TVER	RUSSIA-2	33	1	1	2	-	6	-	-	-	-	-
2001-02	CSKA	RUSSIA-2	2	0	1	1	-	0	-	-	-	-	-
	CSKA-2	RUSSIA-3	10	1	0	1	-	4	-	-	-	-	-
	TOGLIATTI	RUSSIA	3	0	0	0	-	0	-	-	-	-	-
2002-03	TOGLIATTI	RUSSIA	5	0	1	1	-	4	-	-	-	-	-
	TOGLIATTI	RUSSIA-2	34	14	13	27	-	26	-	-	-	-	-
2003-04	TOGLIATTI2	RUSSIA-3	5	3	2	5	-	0	4	0	0	0	0
	TOGLIATTI	RUSSIA	47	5	5	10	-	34	5	0	0	0	4
	RUSSIA	WJC-A	6	1	1	2	-	2	-	-	-	-	-
2004-05	TOGLIATTI	RUSSIA	46	3	7	10	-	32	2	0	0	0	0
2005-06	TOGLIATTI	RUSSIA	13	0	3	3	-	18	-	-	-	-	-
	DYNAMO	RUSSIA	27	2	2	4	-	24	4	1	0	1	6
2006-07	AK BARS2	RUSSIA-3	-	-	-	-	-	-	-	-	-	-	-
	AK BARS	RUSSIA	48	10	11	21	-	34	13	2	3	5	4
	AK BARS	ECC	3	0	0	0	-	0	-	-	-	-	-
2007-08	AK BARS	RUSSIA	56	7	13	20	-	46	10	0	3	3	16
2008-09	AK BARS	KHL	55	9	11	30	-	30	21	2	6	8	12
2009-10	AK BARS	KHL	52	18	9	27	-	18	22	3	5	8	12
2010-11	AK BARS	KHL	44	2	4	6	-	32	5	0	0	0	4
2011-12	AK BARS	KHL	13	1	2	3	-	10	-	-	-	-	-
	MAGNITOGOR	KHL	30	4	3	7	-	16	10	0	0	0	8
2012-13	MAGNITOGOR	KHL	52	16	8	24	-	36	7	1	0	1	2
2013-14	MAGNITOGOR	KHL	48	1	7	8	-	22	19	1	2	3	20

 BE THE THUNDER



# SLATER KOEKKOEK

**POSITION** Defenseman

**SHOOTS** Left

**HEIGHT** 6-2

**BORN** February 18, 1994 (Mountain, Ontario)

**WEIGHT** 197


**ACQUIRED** Selected in the first round, 10th overall, at the 2012 NHL Entry Draft

## CAREER STATISTICS

SEASON	TEAM	LEAGUE	REGULAR SEASON						PLAYOFFS				
			GP	G	A	TP	+/	PIM	GP	G	A	TP	PIM
2010-11	PETERBOROUGH	OHL	65	7	16	23	-	67	-	-	-	-	-
2011-12	PETERBOROUGH	OHL	26	5	13	18	-	17	-	-	-	-	-
2012-13	PETERBOROUGH	OHL	40	6	22	28	-	28	-	-	-	-	-
	WINDSOR	OHL	2	0	1	1	-	0	-	-	-	-	-
2013-14	WINDSOR	OHL	62	15	38	53	-	51	-	-	-	-	-







# VASILY KOSHECHKIN

**POSITION** Goaltender

**CATCHES** Left

**HEIGHT** 6-6

**BORN** March 27, 1983 (Togliatti, USSR)


**WEIGHT** 210

**ACQUIRED** Selected in the eighth round, 233rd overall, at the 2002 NHL Entry Draft

## CAREER STATISTICS

SEASON	TEAM	LEAGUE	REGULAR SEASON									PLAYOFFS					
			GP	W	L	T	MIN	GA	SO	AVG		GP	W	L	MIN	SO	AVG
2001-02	LADA TOGLIATTI	RUSSIA-2	---- STATISTICS UNAVAILABLE ----														
	LADA TOGLIATTI	RUSSIA	1	-	-	-	-	-	-	-		-	-	-	-	-	-
2002-03	OLYMPIA-KIROVO	RUSSIA-2	10	-	-	-	-	-	-	-		-	-	-	-	-	-
	NEFTYANIK-ALMET.	RUSSIA-2	9	-	-	-	-	-	-	-		-	-	-	-	-	-
2003-04	TOGLIATTI 2	RUSSIA-3	13	-	-	-	-	-	-	-		-	-	-	-	-	-
	TOGLIATTI	RUSSIA	8	-	-	-	247	10	0	2.47		1	-	-	40	-	1.33
2004-05	TOGLIATTI	RUSSIA	4	-	-	-	121	5	0	2.47		-	-	-	-	-	-
2005-06	TOGLIATTI	RUSSIA	41	-	-	-	2375	63	9	1.59		8	-	-	474	1	2.53
2006-07	TOGLIATTI	RUSSIA	42	-	-	-	-	-	-	2.02		3	-	-	-	-	4.25
	RUSSIA	WC	3	-	-	-	-	-	-	2.67		-	-	-	-	-	-
2007-08	KAZAN	RUSSIA	19	-	-	-	990	45	0	2.73		-	-	-	-	-	-
2008-09	TOGLIATTI	KHL	43	21	16	6	2404	66	8	1.65		5	-	-	-	-	1.93
2009-10	TOGLIATTI	KHL	23	8	9	6	1305	46	2	2.12		-	-	-	-	-	-
	METALLURG	KHL	26	17	7	2	1536	47	6	1.84		9	5	4	535	1	2.02
	RUSSIA	WC-A	3	30	0	0	180	3	0	1.00		-	-	-	-	-	-
2010-11	SEVERSTAL	KHL	32	15	14	3	1809	88	2	2.92		-	-	-	-	-	-
2011-12	SEVERSTAL	KHL	34	12	11	5	1795	71	6	2.37		6	2	4	364	1	1.32
2012-13	SEVERSTAL	KHL	51	22	20	9	3103	110	8	2.13		10	4	6	653	1	2.57
2013-14	MAGNITOGORSK	KHL	51	30	12	8	3003	94	9	1.88		21	16	5	1371	2	1.97

BE THE THUNDER



# DOMINIK MASIN

**POSITION** Defenseman

**SHOOTS** Left

**HEIGHT** 6-1

**BORN** February 1, 1996 (Mestec, Kralove)

**WEIGHT** 192

**ACQUIRED** Selected in the second round, 35th overall, at the 2014 NHL Entry Draft

## CAREER STATISTICS

SEASON	TEAM	LEAGUE	REGULAR SEASON							PLAYOFFS				
			GP	G	A	TP	+/-	PIM		GP	G	A	TP	PIM
2012-13	SLAVIA JR.	CZECH JR.	25	1	2	3	-	16		-	-	-	-	-
	SLAVIA U-18	CZECH JR.U18	12	3	3	6	-	41		-	-	-	-	-
2013-14	SLAVIA JR.	CZECH JR.	39	2	19	21	-	102		-	-	-	-	-






# JOHNATHAN MACLEOD

**POSITION** Defenseman **SHOOTS** Right  
**HEIGHT** 6-2 **BORN** June 2, 1996 (Dracut, Massachusetts)  
**WEIGHT** 198 **ACQUIRED** Selected in the second round, 57th overall, at the 2014 NHL Entry Draft

## CAREER STATISTICS

SEASON	TEAM	LEAGUE	GP	REGULAR SEASON						PLAYOFFS				
				G	A	TP	+/-	PIM		GP	G	A	TP	PIM
2012-13	USA-U17	USHL	49	0	5	5	-	93		-	-	-	-	-
2013-14	USA-U18	USHL	44	2	5	7	-	74		-	-	-	-	-

 BE THE THUNDER




# JAMES MULLIN

**POSITION** Center / Right Wing **SHOOTS** Right  
**HEIGHT** 5-11 **BORN** February 24, 1992 (Philadelphia, Pennsylvania)  
**WEIGHT** 157 **ACQUIRED** Selected in the fourth round, 118th overall, at the 2010 NHL Entry Draft

## CAREER STATISTICS

SEASON	TEAM	LEAGUE	GP	REGULAR SEASON						PLAYOFFS				
				G	A	TP	+/-	PIM		GP	G	A	TP	PIM
2009-10	SHATTUCK ST. MARY'S	USHS	55	32	40	72	-	26		-	-	-	-	-
2010-11	FARGO	USHL	52	23	27	60	-	26		5	0	0	0	0
2011-12	MIAMI (OHIO)	CCHA	37	11	15	26	-	97		-	-	-	-	-
2012-13	MIAMI (OHIO)	CCHA	38	6	8	14	-	14		-	-	-	-	-
2013-14	MIAMI (OHIO)	CCHA	19	1	6	7	-	23		-	-	-	-	-





# BRENDAN O'DONNELL

**POSITION** Center

**SHOOTS** Left

**HEIGHT** 6-1

**BORN** June 25, 1992 (Flin Flon, Manitoba)

**WEIGHT** 200

**ACQUIRED** Selected in the sixth round, 156th overall, at the 2010 NHL Entry Draft

## CAREER STATISTICS

SEASON	TEAM	LEAGUE	GP	REGULAR SEASON						PLAYOFFS				
				G	A	TP	+/-	PIM		GP	G	A	TP	PIM
2009-10	WINNIPEG	MJHL	53	29	32	61	-	55		-	-	-	-	-
2010-11	PENTICTON	BCHL	58	29	43	72	-	28		6	1	5	6	9
2011-12	U. OF NORTH DAKOTA	WCHA	17	5	1	6	-	6		-	-	-	-	-
2012-13	U. OF NORTH DAKOTA	WCHA	29	2	8	10	-	20		-	-	-	-	-
2013-14	U. OF NORTH DAKOTA	WCHA	35	7	11	18	-	5		-	-	-	-	-

 BE THE THUNDER



# MATTHEW PECCA

**POSITION** Center

**SHOOTS** Left

**HEIGHT** 5-8

**BORN** April 27, 1993 (Petawawa, Ontario)

**WEIGHT** 155


**ACQUIRED** Selected in the seventh round, 201st overall, at the 2011 NHL Entry Draft

## CAREER STATISTICS

SEASON	TEAM	LEAGUE	GP	REGULAR SEASON						PLAYOFFS				
				G	A	TP	+/-	PIM		GP	G	A	TP	PIM
2010-11	PEMBROKE	CCHL	50	26	46	72	-	14		-	-	-	-	-
2011-12	QUINNIPIAC	ECAC	39	8	31	39	-	12		-	-	-	-	-
2012-13	QUINNIPIAC	ECAC	39	15	15	30	-	36		-	-	-	-	-
2013-14	QUINNIPIAC	ECAC	40	12	26	38	-	16		-	-	-	-	-







# ALEXANDER POLUSHIN

**POSITION** Center

**SHOOTS** Left

**HEIGHT** 6-3

**BORN** May 8, 1983 (Kirovo-Chepetsk, USSR)

**WEIGHT** 200

**ACQUIRED** Selected in the second round, 47th overall, at the 2001 NHL Entry Draft.

## CAREER STATISTICS

SEASON	TEAM	LEAGUE	GP	REGULAR SEASON						PLAYOFFS				
				G	A	TP	+/-	PIM		GP	G	A	TP	PIM
1999-00	DYNAMO 2	RUSSIA-3	18	4	3	7	-	14		-	-	-	-	-
	SPARTAK MOSCOW	RUSSIA-2	14	1	0	1	-	2		-	-	-	-	-
2000-01	TVER	RUSSIA-2	38	10	5	15	-	10		-	-	-	-	-
	RUSSIA	WJC-A	6	3	0	3	-	6		-	-	-	-	-
2001-02	CSKA MOSCOW	RUSSIA-2	45	19	17	36	-	14		10	9	4	13	4
2002-03	CSKA MOSCOW	RUSSIA	47	5	6	11	-	22		-	-	-	-	-
	RUSSIA	WJC-A	6	2	6	8	-	4		-	-	-	-	-
2003-04	CSKA MOSCOW	RUSSIA	13	5	2	7	-	4		-	-	-	-	-
2004-05	CSKA MOSCOW	RUSSIA	17	3	4	7	-	4		-	-	-	-	-
2005-06	CHEREPOVETS	RUSSIA	42	8	5	13	-	14		1	0	0	0	0
2006-07	CHEREPOVETS	RUSSIA	-	-	-	-	-	-		-	-	-	-	-
2007-08				N/A										
2008-09	KRYLIA SOVETOV	RUSSIA-2	64	22	21	43	-	73		-	-	-	-	-
2009-10	KRYLIA SOVETOV	RUSSIA-2	52	20	15	35	-	78		-	-	-	-	-
2010-11				N/A										
2011-12	NEMAN GRODNO	BELARUS	50	22	21	43	-	41		15	4	6	10	6
2012-13	NEMAN GRODNO	BELARUS	6	1	4	5	-	4		-	-	-	-	-
2012-13	KOMPANION KIEV	UKRAINE	2	0	2	2	-	0		-	-	-	-	-
2013-14				N/A										

 BE THE THUNDER



# BRAYDEN POINT

**POSITION** Center

**SHOOTS** Right

**HEIGHT** 5-9

**BORN** March 13, 1996 (Calgary, Alberta)

**WEIGHT** 156

**ACQUIRED** Selected in the third round, 79th overall, in the 2014 NHL Entry Draft

## CAREER STATISTICS

SEASON	TEAM	LEAGUE	GP	REGULAR SEASON						PLAYOFFS				
				G	A	TP	+/-	PIM		GP	G	A	TP	PIM
2011-12	MOOSE JAW	WHL	5	1	0	1	-	0		14	7	3	10	2
2012-13	MOOSE JAW	WHL	67	24	33	57	-	26		-	-	-	-	-
2013-14	MOOSE JAW	WHL	72	36	55	91	-	53		-	-	-	-	-





# SAKU SALMINEN

**POSITION** Center

**SHOOTS** Left

**HEIGHT** 6-3

**BORN** October 10, 1994 (Helsinki, Finland)

**WEIGHT** 187

**ACQUIRED** Selected in the 7th round, 184th overall,  
at the 2013 NHL Entry Draft

## CAREER STATISTICS

			REGULAR SEASON						PLAYOFFS				
SEASON	TEAM	LEAGUE	GP	G	A	TP	+/-	PIM	GP	G	A	TP	PIM
2012-13	JOKERIT	SM-LIIGA	12	1	1	2	-	12	-	-	-	-	-
	JOKERIT U20	JR. A SM-LIIGA	13	1	2	3	-	2	-	-	-	-	-
2013-14	KIEKKO-VANTA	MESTIS	13	0	2	2	-	16	-	-	-	-	-
	JOKERIT U20	JR. A SM-LIIGA	-	-	-	-	-	-	4	1	2	3	2

 BE THE THUNDER



# PAVEL SEDOV

**POSITION** Right Wing

**SHOOTS** Left

**HEIGHT** 6-3

**BORN** January 12, 1982 (Voskresensk, USSR)

**WEIGHT** 200

**ACQUIRED** Selected in the fifth round, 161st overall,  
at the 2000 NHL Entry Draft

## CAREER STATISTICS

			REGULAR SEASON							PLAYOFFS				
SEASON	TEAM	LEAGUE	GP	G	A	TP	+/-	PIM	GP	G	A	TP	PIM	
1999-00	VOSKRESENSK	RUSSIA-2	10	0	0	0	-	2	-	-	-	-	-	
2000-01	VOSKRESENSK	RUSSIA-2	38	2	1	3	-	10	-	-	-	-	-	
2001-02	VOSKRESENSK-2	RUSSIA-3	12	4	1	5	-	0	-	-	-	-	-	
	VOSKRESENSK	RUSSIA-2	18	3	1	4	-	0	4	2	0	4	0	
2002-03	VOSKRESENSK	RUSSIA-2	25	1	5	6	-	6	-	-	-	-	-	
2003-04	THC TVER	RUSSIA-2	26	2	6	8	-	6	-	-	-	-	-	
	VOSKRESENSK	RUSSIA	10	1	0	1	-	2	-	-	-	-	-	
	VOSKRESENSK	RUSSIA-3	-	-	-	-	-	-	-	-	-	-	-	
2004-05	HK TVER	RUSSIA-3	-	-	-	-	-	-	-	-	-	-	-	
2005-06	VOSKRESENSK	RUSSIA-3	-	-	-	-	-	-	-	-	-	-	-	
2006-07	RYAZAN	RUSSIA-3	-	-	-	-	-	-	-	-	-	-	-	
2007-08	RYAZAN	RUSSIA-2	50	6	10	16	-	14	-	-	-	-	-	
2008-09	RYAZAN	RUSSIA-2	63	13	13	26	-	18	-	-	-	-	-	
2009-10	RYAZAN	RUSSIA-2	49	14	8	22	-	18	-	-	-	-	-	
2010-11	RYAZAN	RUSSIA-2	52	11	7	18	-	14	3	0	0	0	0	
2011-12	RYAZAN	VHL	53	4	8	12	-	59	-	-	-	-	-	
2012-13	SMOLENSK	RUSSIA-3	47	17	12	29	-	28	-	-	-	-	-	
2013-14	SMOLENSK	RUSSIA-3	44	16	13	29	-	12	8	1	1	2	2	



# VITALI SMOLYANINOV

**POSITION** Center

**SHOOTS** Left

**HEIGHT** 6-3

**BORN** August 5, 1983 (Nizhnekamsk, USSR)

**WEIGHT** 235

**ACQUIRED** Selected in the ninth round, 261st overall,  
at the 2001 NHL Entry Draft.

## CAREER STATISTICS

CAREER STATISTICS

		REGULAR SEASON							PLAYOFFS					
SEASON	TEAM	LEAGUE	GP	G	A	TP	+/-	PIM	GP	G	A	TP	PIM	
2000-01	NEFTEKHIMIK	RUSSIA-2	-----STATISTICS UNAVAILABLE-----											
2001-02	NIZHNEKAMSK	RUSSIA-3	-----STATISTICS UNAVAILABLE-----											
2002-03	VORONEZH	RUSSIA-2	14	1	1	2	-	12	-	-	-	-	-	
	KAZAKHSTAN	WJC-B	5	1	2	3	-	4	-	-	-	-	-	
2003-04	KAZAKHMIS	RUSSIA-2	19	0	1	1	-	32	-	-	-	-	-	
	KAZAKHMIS-2	RUSSIA-3	-----STATISTICS UNAVAILABLE-----											
2004-05	KAZAKHMIS	RUSSIA-2	20	1	5	6	-	10	-	-	-	-	-	
2005-06	IRTYSH	RUSSIA-2	14	8	6	14	-	14	-	-	-	-	-	
	IRTYSH	RUSSIA-3	-	-	-	-	-	-	-	-	-	-	-	
2006-07	BARYS	RUSSIA-2	-	-	-	-	-	-	-	-	-	-	-	
2007-08	ASTANA	RUSSIA-2	51	18	21	39	-	54	7	1	1	2	2	
2008-09	ASTANA	KHL	14	1	2	3	-	10	-	-	-	-	-	
	YUGRA	RUSSIA-2	2	0	1	1	-	2	-	-	-	-	-	
	GAZOVIK	RUSSIA-2	20	7	7	14	-	12	-	-	-	-	-	
	TYUMEN	RUSSIA-2	36	5	18	23	-	24	7	3	1	4	2	
2010-11	TYUMEN	RUSSIA-2	34	8	7	15	-	40	12	2	2	4	20	
2011-12	KAZZINC	VHL	30	9	7	16	-	26	5	0	3	3	2	
	KAZZINC 2	KAZAKHSTAN	1	0	1	1	-	0	-	-	-	-	-	
2012-13	KAZZINC	VHL	4	1	1	2	-	0	-	-	-	-	-	
	ALMATY	KAZAKHSTAN	33	11	9	20	-	28	5	1	3	4	4	
2013-14	KRASNOYARSK	VHL	41	8	10	18	-	38	4	0	0	0	2	

BE THE THUNDER



# ILJA SOLAREV

**POSITION** Left Wing

**SHOOTS** Left

**HEIGHT** 6-3

**BORN** August 2, 1982 (Russia)

**WEIGHT** 198

**ACQUIRED** Selected in the ninth round, 281st overall,  
at the 2001 NHL Entry Draft

## CAREER STATISTICS

CAREER STATISTICS			REGULAR SEASON							PLAYOFFS				
SEASON	TEAM	LEAGUE	GP	G	A	TP	+/-	PIM	GP	G	A	TP	PIM	
2000-01	MOLOT PERM	RUSSIA JR.	-----STATISTICS UNAVAILABLE-----											
2001-02	MOLOT PERM	RUSSIA	5	0	0	0	-	0	-	-	-	-	-	
	LENINGORSK	RUSSIA-2	31	3	5	8	-	20	-	-	-	-	-	
	TAMBOV	RUSSIA-3	2	0	0	0	-	0	-	-	-	-	-	
2002-03	BREST	BELARUS	-----STATISTICS UNAVAILABLE-----											
2003-04	MOTOR BARNAUL	RUSSIA-2	34	6	6	12	-	20	-	-	-	-	-	
2004-05	ENERGIA	RUSSIA-2	36	3	2	5	-	28	3	0	0	0	0	
2005-06	LIPETSK	RUSSIA-2	49	4	6	10	-	30	3	0	0	0	0	
2006-07	SATPAEV	RUSSIA-2	41	16	14	30	-	22	-	-	-	-	-	
	SATPAEV	RUSSIA-2	21	7	2	9	-	12	-	-	-	-	-	
	SATPAEV	RUSSIA-2	29	10	10	20	-	24	-	-	-	-	-	
2007-08	ASTANA	RUSSIA-2	22	4	9	13	-	26	7	2	1	3	6	
	ASTANA	KHL	46	8	8	16	-	4	-	-	-	-	-	
2009-10	ASTANA	KHL	37	5	4	9	-	20	3	0	1	1	4	
	KAZAKHSTAN	WJC-A	6	0	0	0	-	2	-	-	-	-	-	
	ASTANA	KHL	4	1	1	2	-	2	4	0	0	0	2	
2011-12	PAVLODAR	KAZAKHSTAN	49	20	22	42	-	24	10	2	5	7	8	
2012-13	ASTANA	KHL	32	1	4	5	-	12	7	0	0	0	0	
2013-14	DANBURY	FHL	33	17	25	42	-	22	5	1	4	5	4	








# BEN THOMAS

<b>POSITION</b>	Defenseman	<b>SHOOTS</b>	Right
<b>HEIGHT</b>	6-2	<b>BORN</b>	May 28, 1996 (Calgary, Alberta)
<b>WEIGHT</b>	184	<b>ACQUIRED</b>	Selected in the fourth round, 119th overall, in the 2014 NHL Entry Draft

## CAREER STATISTICS

SEASON	TEAM	LEAGUE	GP	REGULAR SEASON						PLAYOFFS				
				G	A	TP	+/-	PIM		GP	G	A	TP	PIM
2012-13	CALGARY	WHL	7	0	0	0	-	0		1	0	0	0	0
2013-14	CALGARY	WHL	72	7	24	31	-	39		6	1	5	6	13

 BE THE THUNDER




# JOEL VERMIN

<b>POSITION</b>	Right Wing	<b>SHOOTS</b>	Left
<b>HEIGHT</b>	5-10	<b>BORN</b>	February 5, 1992 (Frauenkappelen, Switzerland)
<b>WEIGHT</b>	187	<b>ACQUIRED</b>	Selected in the 7th round, 186th overall, at the 2013 NHL Entry Draft.

## CAREER STATISTICS

SEASON	TEAM	LEAGUE	GP	REGULAR SEASON						PLAYOFFS				
				G	A	TP	+/-	PIM		GP	G	A	TP	PIM
2011-12	BERN	NLA	33	11	9	20	-	0		17	2	3	5	2
2012-13	BERN	NLA	47	13	22	35	-	14		19	3	6	9	8
2013-14	BERN	NLA	49	6	12	18	-	16		6	2	2	4	2
	SYRACUSE	AHL	7	1	0	1	-	0		-	-	-	-	-



# ALBERT VISHNYAKOV

**POSITION** Left Wing

**SHOOTS** Right

**HEIGHT** 6-0

**BORN** December 30, 1983 (Almyetevsk, USSR)


**WEIGHT** 185

**ACQUIRED** Selected in the ninth round, 273rd overall,  
at the 2003 NHL Entry Draft

## CAREER STATISTICS

SEASON	TEAM	LEAGUE	GP	REGULAR SEASON						PLAYOFFS					
				G	A	TP	+/-	PIM		GP	G	A	TP	PIM	
2000-01	NEFTYANIK	RUSSIA-2	24	0	0	0	-	2		-	-	-	-	-	
2001-02	TORPEDO NIZHNY	RUSSIA	6	1	0	1	-	0		-	-	-	-	-	
	KAZAN	RUSSIA	9	0	1	1	-	2		-	-	-	-	-	
2002-03	KAZAN	RUSSIA	46	7	6	13	-	47		5	1	0	1	0	
2003-04	NEFTKHEMIK	RUSSIA	10	2	3	5	-	10		-	-	-	-	-	
	KAZAN	RUSSIA	10	1	1	2	-	8		-	-	-	-	-	
	KAZAN	RUSSIA-3	STATISTICS UNAVAILABLE							-	-	-	-	-	
2004-05	DYNAMO MOSCOW	RUSSIA	28	1	2	3	-	10		-	-	-	-	-	
2005-06	DYNAMO MOSCOW	RUSSIA	48	9	3	12	-	78		3	0	0	0	0	
2006-07	DYNAMO MOSCOW	RUSSIA	33	9	6	15	-	36		1	0	0	0	0	
2007-08	SPARTAK MOSCOW	RUSSIA	8	2	0	2	-	14		-	-	-	-	-	
	NOVOKUZEK	RUSSIA	19	1	7	8	-	12		-	-	-	-	-	
2008-09	NOVOKUZEK	KHL	50	6	9	15	-	28		-	-	-	-	-	
2009-10	NOVOKUZEK	KHL	52	11	9	20	-	42		-	-	-	-	-	
2010-11	NIZHNEKAMSK	KHL	9	0	0	0	-	8		-	-	-	-	-	
2011-12	ALMETIEVSK	VHL	28	4	9	13	-	57		-	-	-	-	-	
2011-12	VOLZHSK	VHL	16	4	6	10	-	36		5	0	3	3	6	
2012-13	VOLZHSK	VHL	26	2	11	13	-	24		-	-	-	-	-	
2013-14	NEFTYANIK	VHL	2	0	0	0	-	0		-	-	-	-	-	
	ASTANA	KAZAKHSTAN	30	8	6	14	-	42		-	-	-	-	-	
	ATYRAU	KAZAKHSTAN	16	9	7	16	-	36		13	2	4	6	39	

 BE THE THUNDER



# ADAM WILCOX

**POSITION** Goaltender

**CATCHES** Left

**HEIGHT** 6-0

**BORN** November 26, 1992 (South St. Paul, Minnesota)

**WEIGHT** 171

**ACQUIRED** Selected in the sixth round, 178th overall,  
at the 2011 NHL Entry Draft

## CAREER STATISTICS

SEASON	TEAM	LEAGUE	GP	REGULAR SEASON							PLAYOFFS						
				W	L	T	MIN	GA	SO	AVG	GP	W	L	MIN	SO	AVG	
2010-11	GREEN BAY	USHL	24	16	6	1	1419	52	1	2.20	2	1	0	88	0	0.69	
2011-12	GREEN BAY	USHL	9	7	2	0	529	20	2	2.27	-	-	-	-	-	-	
2011-12	TRI-CITY	USHL	34	16	17	1	1896	92	1	2.91	2	0	2	115	0	4.70	
2012-13	U. OF MINN.	WCHA	39	25	8	5	2331	73	3	1.88	-	-	-	-	-	-	
2013-14	U. OF MINN.	WCHA	38	26	6	6	2282	75	4	1.97	-	-	-	-	-	-	



# MINOR LEAGUE AFFILIATES



## SYRACUSE CRUNCH

(American Hockey League)

800 South State Street  
Syracuse, New York, 13202  
Phone: 315.473.4444  
Twitter: @SyracuseCrunch  
Website: <http://www.syracusecrunch.com/>

Team Colors:

Home Arena:

Radio:

Owner:

Vice President of Business Operations:

Chief Operating Officer:

General Manager:

Head Coach:

Assistant Coach:

Goaltender Coach:

Athletic Trainer:

Equipment Manager:

Director of Communications and Marketing:

Radio Broadcaster:

Blue, White, Silver

Oncenter War Memorial Arena (6,159)

The Score 1260 AM

Howard Dolgon

Jim Sarosy

Julien BriseBois

Rob Zettler

Trent Cull

David Alexander

Brad Chavis

J.W. Aiken

Maggie Walters

Dan D'Uva

## 2014 - 2015 SCHEDULE

DATE	OPPONENT	HOME/AWAY
10/11/2014	Springfield Falcons	H
10/12/2014	Hartford Wolf Pack	H
10/17/2014	Springfield Falcons	H
10/18/2014	Binghamton Senators	H
10/24/2014	Worcester Sharks	A
10/25/2014	Portland Pirates	A
10/26/2014	Springfield Falcons	A
10/31/2014	Rochester Americans	H
11/1/2014	Binghamton Senators	A
11/7/2014	Norfolk Admirals	H
11/8/2014	Norfolk Admirals	H
11/9/2014	Wilkes-Barre/Scranton Penguins	A
11/12/2014	Albany Devils	A
11/14/2014	Hershey Bears	H
11/15/2014	Wilkes-Barre/Scranton Penguins	A
11/19/2014	Hartford Wolf Pack	A
11/21/2014	Adirondack Flames	A
11/22/2014	Utica Comets	H
11/26/2014	Utica Comets	A
11/28/2014	Binghamton Senators	H
11/29/2014	Hershey Bears	A
12/5/2014	Hartford Wolf Pack	H
12/6/2014	Rochester Americans	H
12/10/2014	Springfield Falcons	A
12/12/2014	Hershey Bears	H
12/13/2014	Utica Comets	A
12/17/2014	Rochester Americans	A
12/19/2014	Hartford Wolf Pack	A
12/20/2014	Albany Devils	H
12/26/2014	Albany Devils	H
12/27/2014	Worcester Sharks	H
12/28/2014	Springfield Falcons	A
12/31/2014	Rochester Americans	A
1/2/2015	Albany Devils	A
1/3/2015	Binghamton Senators	A
1/9/2015	Hartford Wolf Pack	A
1/10/2015	Wilkes-Barre/Scranton Penguins	H
1/16/2015	Binghamton Senators	A

DATE	OPPONENT	HOME/AWAY
1/17/2015	Bridgeport Sound Tigers	A
1/18/2015	Bridgeport Sound Tigers	A
1/23/2015	Lehigh Valley Phantoms	H
1/24/2015	Hartford Wolf Pack	H
1/30/2015	Rochester Americans	H
1/31/2015	Hershey Bears	A
2/4/2015	Hartford Wolf Pack	H
2/6/2015	Bridgeport Sound Tigers	H
2/7/2015	Springfield Falcons	H
2/10/2015	Adirondack Flames	A
2/13/2015	Norfolk Admirals	A
2/14/2015	Norfolk Admirals	A
2/20/2015	Albany Devils	H
2/21/2015	Binghamton Senators	H
2/22/2015	Rochester Americans	A
2/25/2015	Rochester Americans	A
2/27/2015	Albany Devils	H
2/28/2015	Utica Comets	H
3/6/2015	Portland Pirates	A
3/8/2015	Binghamton Senators	A
3/13/2015	Adirondack Flames	H
3/14/2015	Albany Devils	A
3/15/2015	Bridgeport Sound Tigers	A
3/20/2015	Wilkes-Barre/Scranton Penguins	H
3/21/2015	Utica Comets	H
3/22/2015	Springfield Falcons	A
3/25/2015	Lehigh Valley Phantoms	A
3/27/2015	Bridgeport Sound Tigers	H
3/28/2015	Rochester Americans	H
4/1/2015	Binghamton Senators	H
4/3/2015	Hartford Wolf Pack	A
4/4/2015	Bridgeport Sound Tigers	A
4/10/2015	Bridgeport Sound Tigers	H
4/11/2015	Springfield Falcons	H
4/12/2015	Utica Comets	A
4/15/2015	Albany Devils	A
4/17/2015	Adirondack Flames	H
4/18/2015	Bridgeport Sound Tigers	H



## FLORIDA EVERBLADES

(ECHL)



11000 Everblades Parkway  
Estero, Florida 33928  
Phone: 239.948.7825  
Twitter: @FL\_Everblades  
Website: <http://www.floridaeverblades.com/>

Team Colors:	Navy Blue, Green, White
Home Arena:	Germain Arena (7,181)
Radio:	The Avenue 1410/1660 AM
President/General Manager:	Craig Brush
Head Coach:	Greg Poss
Equipment Manager:	Henning Aagaard-Svenson
Public Relations Manager/Broadcaster:	Alex Reed

### 2014 - 2015 SCHEDULE

DATE	OPPONENT	DATE	OPPONENT	DATE	OPPONENT
Oct. 17	South Carolina	Dec. 30	at Gwinnett	Feb. 28	South Carolina
Oct. 18	South Carolina	Dec. 31	at South Carolina	Mar. 4	Cincinnati
Oct. 24	Orlando	Jan. 2	at Greenville	Mar. 6	at Greenville
Oct. 25	at Orlando	Jan. 3	at Greenville	Mar. 7	at Greenville
Oct. 26	at Orlando	Jan. 9	Orlando	Mar. 8	at Gwinnett
Oct. 31	at Orlando	Jan. 10	Orlando	Mar. 11	Greenville
Nov. 1	Orlando	Jan. 14	Wheeling	Mar. 13	Greenville
Nov. 7	at South Carolina	Jan. 16	Wheeling	Mar. 14	Greenville
Nov. 8	at Gwinnett	Jan. 17	Gwinnett	Mar. 18	at Orlando
Nov. 14	at South Carolina	Jan. 23	at Gwinnett	Mar. 20	at Evansville
Nov. 15	at South Carolina	Jan. 24	at Gwinnett	Mar. 21	at Evansville
Nov. 16	at Gwinnett	Jan. 25	at South Carolina	Mar. 22	at Toledo
Nov. 21	Gwinnett	Jan. 28	South Carolina	Mar. 25	at Reading
Nov. 22	Gwinnett	Jan. 30	Greenville	Mar. 27	at Elmira
Nov. 28	at Wheeling	Jan. 31	Greenville	Mar. 28	at Elmira
Nov. 29	at Wheeling	Feb. 4	at Elmira	Apr. 1	Reading
Dec. 3	at Kalamazoo	Feb. 6	at Reading	Apr. 3	Reading
Dec. 5	at Indy	Feb. 7	at Reading	Apr. 4	South Carolina
Dec. 10	Elmira	Feb. 8	at Reading	Apr. 9	at Orlando
Dec. 12	Indy	Feb. 13	Kalamazoo	Apr. 10	Orlando
Dec. 13	Indy	Feb. 14	Kalamazoo	Apr. 11	Orlando
Dec. 17	Gwinnett	Feb. 21	Orlando		
Dec. 19	Gwinnett	Feb. 22	Orlando		
Dec. 27	at Orlando	Feb. 25	Gwinnett		
Dec. 28	at Orlando	Feb. 27	South Carolina		







# OPPONENTS



 BE THE **THUNDER**

2014-2015



# ANAHEIM DUCKS

Inaugural Season:	1993-94	2695 E. Katella Avenue, Anaheim, CA 92806
Arena:	Honda Center (17,174)	Phone: (714) 940-2900
Stanley Cup Titles:	1 (2007)	Fax: (714) 940-2953
Head Coach:	Bruce Boudreau	Website: www.anaheimducks.com
Assistant Coaches:	Trent Yawney, Brad Lauer, Scott Niedermayer	Team Colors: Black, Gold, Orange and Silver Accents
Media & Communications Managers:	Alex Gilchrist, Steve Hoem, Keren Lynch	
Owners:	Henry and Susan Samueli	
Chief Executive Officer:	Michael Schulman	
Executive Vice President/General Manager:	Bob Murray	

## 2014-2015 SCHEDULE

DATE	SITE	TIME
February 8	Tampa Bay	5:00 PM
February 18	Anaheim	10:00 PM

## SERIES INFORMATION

Last Lightning Win: Nov. 14, 2013 (Anaheim 1 @ Lightning 5)	Last Lightning Win at Home: Nov. 14, 2014 (Anaheim 1 @ Lightning 5)
Last Anaheim Win: Nov. 22, 2013 (Lightning 0 @ Anaheim 1, OT)	Last Anaheim Win at Home: Nov. 22, 2013 (Lightning 0 @ Anaheim 1, OT)
Last Tie: Mar. 3, 1996 (Lightning 2 @ Anaheim 2)	Last Lightning Win at Anaheim: Jan. 9, 2009 (Lightning 4 @ Anaheim 3)
Last Lightning Overtime Win: None	Last Anaheim Win at Tampa Bay: Jan. 29, 2010 (Anaheim 2 @ Lightning 1, SO)
Last Anaheim Overtime Win: Nov. 22, 2013 (Lightning 0 @ Anaheim 1)	Most Goals by Lightning: 5, Nov. 14, 2013 (Anaheim 1 @ Lightning 5)
Last Lightning Shootout Win: None	Most Goals by Anaheim: 5, 3 times, Last: Feb. 5, 1999 (Anaheim 5 @ Lightning 3)
Last Anaheim Shootout Win: Jan. 29, 2010 (Anaheim 2 @ Lightning 1)	Most Goals by Both Teams: 8, twice, Last: Feb. 5, 1999 (Anaheim 5 @ Lightning 3)
Last Lightning Shutout: Feb. 25, 2003 (Anaheim 0 @ Lightning 2)	Last Lightning Hat Trick: None
Last Anaheim Shutout: Nov. 22, 2013 (Lightning 0 @ Anaheim 1, OT)	Last Anaheim Hat Trick: None

## ALL-TIME SERIES

SEASON	OVERALL								HOME								ROAD							
	GP	W	L	T	OTL	PTS	GF	GA	GP	W	L	T	OTL	PTS	GF	GA	GP	W	L	T	OTL	PTS	GF	GA
2013-14	2	1	0	-	1	3	5	2	1	1	0	-	-	2	5	1	1	0	0	-	1	1	0	1
2012-13	-	-	-	-	-	-	-	-	-	-	-	-	-	-	-	-	-	-	-	-	-	-	-	-
2011-12	1	1	0	-	-	2	3	2	1	1	0	-	0	2	3	2	-	-	-	-	-	-	-	-
2010-11	1	0	0	-	1	1	2	3	-	-	-	-	-	-	-	-	1	0	0	-	1	1	2	3
2009-10	2	0	0	-	2	2	4	6	1	0	0	-	1	1	1	2	1	0	0	-	1	1	3	4
2008-09	1	1	0	-	0	2	4	3	-	-	-	-	-	-	-	-	1	1	0	-	0	2	4	3
2007-08	-	-	-	-	-	-	-	-	-	-	-	-	-	-	-	-	-	-	-	-	-	-	-	-
2006-07	1	0	1	-	0	0	3	4	1	0	1	-	0	0	3	4	0	0	0	-	0	0	0	0
2005-06	1	0	1	-	0	0	2	4	-	-	-	-	-	-	-	-	1	0	1	-	0	0	2	4
2004-05	DID NOT PLAY																							
2003-04	1	0	1	0	0	0	0	2	1	0	1	0	0	0	0	2	-	-	-	-	-	-	-	-
2002-03	1	1	0	0	0	2	2	0	1	1	0	0	0	2	2	0	-	-	-	-	-	-	-	-
2001-02	2	2	0	0	0	4	6	4	1	1	0	0	0	2	3	2	1	1	0	0	0	2	3	2
2000-01	1	0	1	0	0	0	1	3	-	-	-	-	-	-	-	-	1	0	1	0	0	0	1	3
1999-00	2	1	1	0	0	2	6	5	1	0	1	0	0	0	2	3	1	1	0	0	0	2	4	2
1998-99	2	0	2	0	-	0	6	10	1	0	1	0	-	0	3	5	1	0	1	0	-	0	3	5
1997-98	2	0	2	0	-	0	3	9	1	0	1	0	-	0	1	4	1	0	1	0	-	0	2	5
1996-97	2	1	1	0	-	2	4	5	1	1	0	0	-	2	3	2	1	0	1	0	-	0	1	3
1995-96	2	1	0	1	-	3	4	3	1	1	0	0	-	2	2	1	1	0	0	1	-	1	2	2
1994-95	-	-	-	-	-	-	-	-	-	-	-	-	-	-	-	-	-	-	-	-	-	-	-	-
1993-94	2	1	1	0	-	2	5	6	1	0	1	0	-	0	1	4	1	1	0	0	-	2	4	2
TOTALS	26	10	11	1	4	25	60	71	13	6	6	0	1	13	29	32	13	4	5	1	3	12	31	39



# 2013-14 SEASON SUMMARY

WON: 1

LOST: 0

OT: 1



## AT TAMPA BAY LIGHTNING

DATE	TEAM	OPPONENT	ATTEND	GOALTENDERS	W GOAL
Nov 14, 2013	Lightning 5	Ducks 1	17,763	Bishop vs Hiller	Martin St. Louis

## AT ANAHEIM DUCKS

\* - Overtime

\*\* - Shootout

DATE	TEAM	OPPONENT	ATTEND	GOALTENDERS	W GOAL
Nov 22, 2013*	Lightning 0	Ducks 1	16,648	Bishop vs Hiller	Ryan Getzlaf

## GOALS BY PERIOD

	1ST	2ND	3RD	OT	TOTAL
LIGHTNING	2	2	1	0	5
DUCKS	0	1	0	1	2

## SHOTS BY PERIOD

	1ST	2ND	3RD	OT	TOTAL
LIGHTNING	16	20	12	3	51
DUCKS	24	22	19	2	67

## INDIVIDUAL SCORING

### TAMPA BAY LIGHTNING

Player	GP	G	A	P	+/-	PIM	PP	SH	GW	S	S%
Filppula	2	2	1	3	0	2	1	0	0	4	50.0
St. Louis	2	1	2	3	-1	0	1	0	0	3	33.3
Hedman	2	1	1	2	-1	0	0	0	0	5	20.0
Killorn	2	1	0	1	1	4	0	0	0	5	20.0
Barberio	2	0	1	1	0	0	0	0	0	2	0
Brown	2	0	1	1	1	0	0	0	0	2	0
Carle	2	0	1	1	1	0	0	0	0	4	0
Johnson	2	0	1	1	1	4	0	0	0	4	0
Panik	2	0	1	1	0	2	0	0	0	2	0
Purcell	2	0	1	1	1	0	0	0	0	1	0
Brewer	2	0	0	0	1	2	0	0	0	0	0
Crombeen	2	0	0	0	0	10	0	0	0	1	0
Gudas	2	0	0	0	1	9	0	0	0	0	0
Malone	2	0	0	0	0	5	0	0	0	3	0
Palat	2	0	0	0	1	2	0	0	0	0	0
Sustr	2	0	0	0	1	0	0	0	0	3	0
Thompson	2	0	0	0	0	0	0	0	0	3	0
Connolly	1	0	0	0	1	0	0	0	0	1	0
Salo	1	0	0	0	1	4	0	0	0	0	0

Power Play: 2-8 (25.0%)

Penalty Killing: 6-6 (100.0%)

### ANAHEIM DUCKS

Player	GP	G	A	P	+/-	PIM	PP	SH	GW	S	S%
Etem	2	1	0	1	0	0	0	0	0	1	100.0
Getzlaf	1	1	0	1	1	0	0	0	1	6	16.7
Fowler	2	0	1	1	0	2	0	0	0	3	0
Beauchemin	1	0	1	1	1	0	0	0	0	0	0
Allen	2	0	0	0	-2	9	0	0	0	4	0
Bonino	2	0	0	0	-2	2	0	0	0	2	0
Cogliano	2	0	0	0	0	2	0	0	0	7	0
Lindholm	2	0	0	0	1	0	0	0	0	7	0
Lovejoy	2	0	0	0	0	2	0	0	0	3	0
Palmieri	2	0	0	0	-1	2	0	0	0	7	0
Penner	2	0	0	0	-1	0	0	0	0	2	0
Perreault	2	0	0	0	1	2	0	0	0	4	0
Perry	2	0	0	0	-1	0	0	0	0	9	0
Shiba	2	0	0	0	-2	9	0	0	0	2	0
Selanne	2	0	0	0	1	2	0	0	0	2	0
Winnik	2	0	0	0	0	2	0	0	0	1	0
Beleskey	1	0	0	0	0	0	0	0	0	1	0
Fistric	1	0	0	0	0	0	0	0	0	2	0
Jackman	1	0	0	0	0	5	0	0	0	1	0
Maroon	1	0	0	0	-1	5	0	0	0	1	0
Rakell	1	0	0	0	-1	2	0	0	0	1	0
Smith-Pelly	1	0	0	0	0	0	0	0	0	1	0

Power Play: 0-6 (0.0%)

Penalty Killing: 6-8 (75.0%)

## GOALTENDING

### TAMPA BAY LIGHTNING

GOALIE	GP	MIN	W-L-OT	SO	GA	SA	SV	GAA	SV%
Bishop	2	124	1-0-1	0	2	67	65	0.96	0.970

### ANAHEIM DUCKS

GOALIE	GP	MIN	W-L-OT	SO	GA	SA	SV	GAA	SV%
Hiller	2	125	1-1-0	1	5	51	46	2.40	0.902



# ARIZONA COYOTES

Inaugural Season:	1979-80 (Moved from Winnipeg in 1996-97)	9400 W. Maryland Ave, Glendale, AZ 85305
Arena:	Gila River Arena (17,125)	Phone: (623) 772-3200
Stanley Cup Titles:	None	Fax: (623) 772-3201
Head Coach	Dave Tippett	Website: coyotes.nhl.com
Associate Coach	Jim Playfair	Team Colors: Brick Red, Desert Sand and Black
Assistant Coach	Newell Brown	
Media & Communications Managers	Rich Nairn, Chris Wojcik, Greg Dillard	
Executive VP, General Manager & Alternate Governor	Don Maloney	
Co-Owner, Chairman and Governor	George Gosbee	
Co-Owner, President, CEO, & Alternate Governor	Anthony Ielenc	

## 2014-2015 SCHEDULE

DATE	SITE	TIME
October 28	Tampa Bay	7:30 PM
February 21	Arizona	8:00 PM

## SERIES INFORMATION

Last Lightning Win: Jan 21, 2012 (Lightning 4 @ Arizona 3)	Last Lightning Win at Home: Feb. 23, 2011 (Arizona 3 @ Lightning 8)
Last Arizona Win: Mar. 10, 2014 (Arizona 4 @ Lightning 3, SO)	Last Arizona Win at Home: Nov. 16, 2013 (Lightning 3 @ Arizona 6)
Last Tie: None	Last Lightning Win at Arizona: Jan 21, 2012 (Lightning 4 @ Arizona 3)
Last Lightning Overtime Win: None	Last Arizona Win at Tampa Bay: Mar. 10, 2014 (Arizona 4 @ Lightning 3, SO)
Last Arizona Overtime Win: None	Most Goals by Lightning: 8, Feb. 23, 2011 (Arizona 3 @ Lightning 8)
Last Lightning Shootout Win: None	Most Goals by Arizona: 6, Twice, Last: Nov. 16, 2013 (Lightning 3 @ Arizona 6)
Last Arizona Shootout Win: Mar. 10, 2014 (Arizona 4 @ Lightning 3)	Most Goals by Both Teams: 11, Twice, Last: Feb. 23, 2011 (Arizona 3 @ Lightning 8)
Last Lightning Shutout: Oct. 30, 2010 (Lightning 3 @ Arizona 0)	Last Lightning Hat Trick: Teddy Purcell, Feb. 23, 2011 (Arizona 3 @ Lightning 8)
Last Arizona Shutout: Mar. 6, 1997 (Arizona 5 @ Lightning 0)	Last Arizona Hat Trick: Teemu Selanne, Mar. 9, 1993 (Arizona 4 @ Lightning 2)

## ALL-TIME SERIES

SEASON	OVERALL								HOME								ROAD							
	GP	W	L	T	OTL	PTS	GF	GA	GP	W	L	T	OTL	PTS	GF	GA	GP	W	L	T	OTL	PTS	GF	GA
2013-14	2	0	1	-	1	1	6	10	1	0	0	-	1	1	3	4	1	0	1	-	0	0	3	6
2012-13	-	-	-	-	-	-	-	-	-	-	-	-	-	-	-	-	-	-	-	-	-	-	-	
2011-12	1	1	0	-	0	2	4	3	-	-	-	-	-	-	-	-	1	1	0	-	0	2	4	3
2010-11	2	2	0	-	0	4	11	3	1	0	0	-	0	2	8	3	1	1	0	-	0	2	3	0
2009-10	2	1	1	-	0	2	5	3	1	0	1	-	0	0	1	2	1	1	0	-	0	2	4	1
2008-09	1	0	1	-	0	0	2	3	-	-	-	-	-	-	-	-	1	0	1	-	0	0	2	3
2007-08	-	-	-	-	-	-	-	-	-	-	-	-	-	-	-	-	-	-	-	-	-	-	-	
2006-07	1	1	0	-	0	2	5	3	1	1	0	-	0	2	5	3	-	-	-	-	-	-	-	
2005-06	1	1	0	-	0	2	3	1	-	-	-	-	-	-	-	-	1	1	0	-	0	2	3	1
2004-05	DID NOT PLAY																							
2003-04	1	1	0	0	0	2	5	1	1	1	0	0	0	2	5	1	-	-	-	-	-	-	-	
2002-03	2	2	0	0	0	4	8	2	1	1	0	0	0	2	4	2	1	1	0	0	0	2	4	0
2001-02	1	1	0	0	0	2	3	0	-	-	-	-	-	-	-	-	1	1	0	0	0	2	3	0
2000-01	2	0	2	0	0	0	4	8	1	0	1	0	0	0	2	5	1	0	1	0	0	0	2	3
1999-00	1	0	1	0	0	0	1	3	-	-	-	-	-	-	-	-	1	0	1	0	0	0	1	3
1998-99	2	1	1	0	-	2	5	6	1	1	0	0	-	2	4	2	1	0	1	0	-	0	1	4
1997-98	2	1	1	0	-	2	4	6	1	1	0	0	-	2	2	1	1	0	1	0	-	0	2	5
1996-97	2	1	1	0	-	2	2	5	1	0	1	0	-	0	0	5	1	1	0	0	-	2	2	0
1995-96	2	1	1	0	-	2	8	8	1	1	0	0	-	2	6	3	1	0	1	0	-	0	2	5
1994-95	-	-	-	-	-	-	-	-	-	-	-	-	-	-	-	-	-	-	-	-	-	-	-	
1993-94	2	1	1	0	-	2	6	6	1	0	1	0	-	0	3	4	1	1	0	0	-	2	3	2
1992-93	4	1	3	0	-	2	13	16	2	0	2	0	-	0	7	10	2	1	1	0	-	2	6	6
TOTALS	31	16	14	0	1	33	95	87	14	6	6	0	1	15	50	45	17	9	8	0	0	18	45	42





# 2013-14 SEASON SUMMARY

WON: 0

LOST: 1

OT: 1

## AT TAMPA BAY LIGHTNING

\* - Overtime

\*\* - Shootout

DATE	TEAM	OPPONENT	ATTEND	GOALTENDERS	W GOAL
Mar 10, 2014**	Lightning 3	Coyotes 4	18,167	Bishop vs Smith	Radim Vrbata

## AT ARIZONA COYOTES

DATE	TEAM	OPPONENT	ATTEND	GOALTENDERS	W GOAL
Nov 16, 2013	Lightning 3	Coyotes 6	12,562	Bishop, Lindback vs Smith	Connor Murphy



## GOALS BY PERIOD

	1ST	2ND	3RD	OT	TOTAL
LIGHTNING	1	3	2	0	6
COYOTES	2	3	4	0	9

## SHOTS BY PERIOD

	1ST	2ND	3RD	OT	TOTAL
LIGHTNING	13	23	22	3	61
COYOTES	14	19	17	0	50

## INDIVIDUAL SCORING

### TAMPA BAY LIGHTNING

Player	GP	G	A	P	+/-	PIM	PP	SH	GW	S	S%
Palet	2	2	1	3	2	0	0	0	0	7	28.6
Johnson	2	1	1	2	0	0	0	1	0	3	33.3
Killorn	2	1	1	2	-1	2	0	0	0	4	25.0
Sustr	1	0	2	2	1	2	0	0	0	0	0
Brown	2	1	0	1	-2	0	0	0	0	2	50.0
Panik	2	1	0	1	-1	0	0	0	0	3	33.3
Brewer	2	0	1	1	2	0	0	0	0	3	0
Carle	2	0	1	1	-2	0	0	0	0	3	0
Filppula	2	0	1	1	1	2	0	0	0	5	0
Purcell	2	0	1	1	1	0	0	0	0	1	0
Aulie	1	0	1	1	1	0	0	0	0	0	0
Callahan	1	0	1	1	0	0	0	0	0	4	0
St. Louis	1	0	1	1	0	0	0	0	0	0	0
Hedman	2	0	0	0	-2	0	0	0	0	5	0
Salo	2	0	0	0	0	0	0	0	0	2	0
Thompson	2	0	0	0	-1	0	0	0	0	0	0
Barberio	1	0	0	0	0	2	0	0	0	2	0
Connolly	1	0	0	0	0	0	0	0	0	1	0
Crombeen	1	0	0	0	-1	2	0	0	0	3	0
Gudas	1	0	0	0	-3	0	0	0	0	4	0
Kostka	1	0	0	0	0	0	0	0	0	2	0
Malone	1	0	0	0	-1	0	0	0	0	2	0
Pyatt	1	0	0	0	0	0	0	0	0	3	0
Stamkos	1	0	0	0	1	2	0	0	0	2	0

Power Play: 0-6 (0.0%)

Penalty Killing: 4-6 (66.7%)

### PHOENIX COYOTES

Player	GP	G	A	P	+/-	PIM	PP	SH	GW	S	S%
Hanzal	1	1	3	4	4	0	0	0	0	2	50.0
Korpikoski	2	1	2	3	2	0	0	0	0	1	100.0
Vrbata	2	0	3	3	4	0	0	0	0	1	0
Doan	2	1	1	2	1	2	0	0	0	5	20.0
Ribeiro	2	1	1	2	-2	0	1	0	0	3	33.3
Boedker	2	1	0	1	-3	2	0	0	0	4	25.0
Stone	2	1	0	1	-2	0	1	0	0	5	20.0
Erat	1	1	0	1	1	2	0	0	0	1	100.0
McMillan	1	1	0	1	1	2	0	0	0	1	100.0
Murphy	1	1	0	1	1	0	0	0	1	1	100.0
Vermette	2	0	1	1	-2	0	0	0	0	4	0
Yandle	2	0	1	1	-2	0	0	0	0	4	0
Michalek	1	0	1	1	0	0	0	0	0	1	0
Rundblad	1	0	1	1	1	0	0	0	0	0	0
Chipchura	2	0	0	0	0	0	0	0	0	1	0
Ekman-Larsson	2	0	0	0	3	2	0	0	0	4	0
Halpern	2	0	0	0	0	0	0	0	0	2	0
Moss	2	0	0	0	-4	2	0	0	0	5	0
Gormley	1	0	0	0	1	0	0	0	0	1	0
Klinkhammer	1	0	0	0	-1	0	0	0	0	2	0
Miele	1	0	0	0	1	0	0	0	0	1	0
Schlenker	1	0	0	0	-1	0	0	0	0	0	0
Summers	1	0	0	0	1	0	0	0	0	0	0
Szwarcz	1	0	0	0	0	0	0	0	0	1	0

Power Play: 2-6 (33.3%)

Penalty Killing: 6-6 (100.0%)

## GOALTENDING

### TAMPA BAY LIGHTNING

GOALIE	GP	MIN	W-L-OT	SO	GA	SA	SV	GAA	SV%
Lindback	1	37	0-1-0	0	2	15	13	3.27	.867
Bishop	2	86	0-0-1	0	6	34	28	4.17	.824

### PHOENIX COYOTES

GOALIE	GP	MIN	W-L-OT	SO	GA	SA	SV	GAA	SV%
Smith	2	125	2-0-0	0	6	61	55	2.88	.902



# BOSTON BRUINS

Inaugural Season:  
Arena:  
Stanley Cup Titles:  
Head Coach:  
Assistant Coaches:  
Vice President of Communications:  
Owner and Governor:  
Principal and Alternate Governor:  
President:  
General Manager:

1924-25  
TD Garden (17,565)  
6 (1929, 1939, 1941, 1970, 1972, 2011)  
Claude Julien  
Doug Houda, Joe Sacco, Doug Jarvis  
Matt Chmura  
Jeremy M. Jacobs  
Charlie Jacobs  
Cam Neely  
Peter Chiarelli

100 Legends Way, Boston, MA 02114  
Phone: (617) 624-2327  
Fax: (617) 523-7184  
Website: [www.bostonbruins.com](http://www.bostonbruins.com)  
Team Colors: Gold, Black and White

## 2014-2015 SCHEDULE

DATE	SITE	TIME
January 13	Boston	7:00 PM
March 12	Boston	7:00 PM
March 22	Tampa Bay	5:00 PM
April 11	Tampa Bay	7:30 PM

## SERIES INFORMATION

Last Lightning Win: Mar. 13, 2012 (Boston 1 @ Lightning 6)

Last Boston Win: Mar. 8, 2014 (Boston 4 @ Lightning 3, SO)

Last Tie: Dec. 23, 2003 (Lightning 1 @ Boston 1)

Last Lightning Overtime Win: None

Last Boston Overtime Win: Nov. 4, 2006 (Lightning 5 @ Boston 6)

Last Lightning Shootout Win: None

Last Boston Shootout Win: Mar. 8, 2014 (Boston 4 @ Lightning 3)

Last Lightning Shutout: Apr. 8, 1999 (Boston 0 @ Lightning 3)

Last Boston Shutout: Nov. 11, 2013 (Lightning 0 @ Boston 3)

Last Lightning Win at Home: Mar. 13, 2012 (Boston 1 @ Lightning 6)

Last Boston Win at Home: Nov. 11, 2013 (Lightning 0 @ Boston 3)

Last Lightning Win at Boston: Mar. 25, 2010 (Lightning 5 @ Boston 3)

Last Boston Win at Tampa Bay: Mar. 8, 2014 (Boston 4 @ Lightning 3, SO)

Most Goals by Lightning: 6, Twice, Mar. 13, 2012 (Boston 1 @ Lightning 6)

Most Goals by Boston: 8, Dec. 2, 2010 (Lightning 1 @ Boston 8)

Most Goals by Both Teams: 12, Dec. 23, 1995 (Lightning 5 @ Boston 7)

Last Lightning Hat Trick: None

Last Boston Hat Trick: Joe Thornton, March 1, 2001 (Lightning 1 @ Boston 3)

## ALL-TIME SERIES

SEASON	OVERALL								HOME								ROAD							
	GP	W	L	T	OTL	PTS	GF	GA	GP	W	L	T	OTL	PTS	GF	GA	GP	W	L	T	OTL	PTS	GF	GA
2013-14	4	0	3	1	1	4	15	2	0	1	-	1	1	3	9	2	0	2	-	0	0	1	6	
2012-13	3	0	3	-	0	0	4	9	1	0	1	-	0	0	2	4	2	0	2	-	0	0	2	5
2011-12	4	2	2	-	0	4	14	13	2	2	0	-	0	4	11	4	2	0	2	-	0	0	3	9
2010-11	4	1	3	-	0	2	8	15	2	1	1	-	0	2	6	5	2	0	2	-	0	0	2	10
2009-10	4	2	2	-	0	4	12	13	2	1	1	-	0	2	6	6	2	1	1	-	0	2	6	7
2008-09	4	1	3	-	0	2	9	14	2	1	1	-	0	2	5	6	2	0	2	-	0	0	4	8
2007-08	4	2	2	-	0	4	11	11	2	1	1	-	0	2	7	6	2	1	1	-	0	2	4	5
2006-07	4	0	2	-	2	2	12	18	2	0	2	-	0	0	4	9	2	0	0	-	2	2	8	9
2005-06	4	1	3	-	0	2	12	17	2	0	2	-	0	0	3	6	2	1	1	-	0	2	9	11
2004-05	DID NOT PLAY																							
2003-04	4	2	1	1	0	5	14	9	2	2	0	0	0	4	9	3	2	0	1	1	0	1	5	6
2002-03	4	2	0	1	1	6	14	9	2	2	0	0	0	4	10	4	2	0	0	1	1	2	4	5
2001-02	4	0	1	1	2	3	12	17	2	0	0	0	2	2	7	9	2	0	1	1	0	1	5	8
2000-01	4	0	3	1	0	1	7	16	2	0	1	1	0	1	4	7	2	0	2	0	0	0	3	9
1999-00	4	1	3	0	0	2	10	19	2	1	1	0	0	2	7	8	2	0	2	0	0	0	3	11
1998-99	5	1	3	1	-	3	10	12	2	1	1	0	-	2	4	4	3	0	2	1	-	1	6	8
1997-98	4	1	2	1	-	3	8	9	2	1	1	0	-	2	3	3	2	0	1	1	-	1	5	6
1996-97	4	0	4	0	-	0	6	18	2	0	2	0	-	0	4	9	2	0	2	0	-	0	2	9
1995-96	4	2	2	0	-	4	16	15	2	2	0	0	-	4	8	4	2	0	2	0	-	0	8	11
1994-95	3	1	2	0	-	2	7	10	2	1	1	0	-	2	6	5	1	0	1	0	-	0	1	5
1993-94	4	1	1	2	-	4	9	8	2	0	1	1	-	1	5	7	2	1	0	1	-	3	4	1
1992-93	2	0	1	1	-	1	6	8	1	0	0	1	-	1	3	3	1	0	1	0	-	0	3	5
TOTALS	81	20	46	9	6	55	205	275	40	16	18	3	3	38	117	121	41	4	28	6	3	17	88	154



2013-14 SEASON SUMMARY

WON: 0 LOST: 3 OT: 1

AT TAMPA BAY LIGHTNING \* - Overtime \*\* - Shootout

DATE	TEAM	OPPONENT	ATTEND	GOALTENDERS	W GOAL
Mar 8, 2014**	Lightning 3	Bruins 4	19,204	Bishop vs Rask	Reilly Smith
Oct 19, 2013	Lightning 0	Bruins 5	18,512	Bishop, Lindback vs Rask	David Krejci

AT BOSTON BRUINS

DATE	TEAM	OPPONENT	ATTEND	GOALTENDERS	W GOAL
Nov 11, 2013	Lightning 0	Bruins 3	17,565	Lindback vs Rask	Patrice Bergeron
Oct 3, 2013	Lightning 1	Bruins 3	17,565	Lindback vs Rask	Milan Lucic

GOALS BY PERIOD

	1ST	2ND	3RD	OT	TOTAL
LIGHTNING	0	4	0	0	4
BRUINS	2	8	4	0	14

SHOTS BY PERIOD

	1ST	2ND	3RD	OT	TOTAL
LIGHTNING	38	31	33	2	104
BRUINS	33	32	36	4	105

INDIVIDUAL SCORING

TAMPA BAY LIGHTNING

Player	GP	G	A	P	+/-	PIM	PP	SH	GW	S	S%
Filppula	4	2	0	2	0	0	0	0	0	4	50.0
Palat	4	1	1	2	-1	0	0	1	0	6	16.7
Brewer	4	0	2	2	-1	4	0	0	0	2	0
Barberio	2	1	0	1	1	2	0	0	0	3	33.3
Johnson	4	0	1	1	-3	0	0	0	0	10	0
Killorn	4	0	1	1	0	0	0	0	0	7	0
Callahan	1	0	1	1	2	0	0	0	0	2	0
Pyatt	1	0	1	1	1	0	0	0	0	0	0
Carle	4	0	0	0	-2	4	0	0	0	6	0
Hedman	4	0	0	0	-8	4	0	0	0	6	0
Panik	4	0	0	0	-5	0	0	0	0	3	0
Purcell	4	0	0	0	-7	2	0	0	0	9	0
Stamkos	4	0	0	0	-4	0	0	0	0	8	0
Thompson	4	0	0	0	-2	5	0	0	0	3	0
Gudas	3	0	0	0	-2	14	0	0	0	6	0
Malone	3	0	0	0	-4	2	0	0	0	6	0
Salo	3	0	0	0	-3	2	0	0	0	4	0
St. Louis	3	0	0	0	-3	2	0	0	0	6	0
Sustr	3	0	0	0	-1	0	0	0	0	4	0
Aulie	2	0	0	0	-3	5	0	0	0	2	0
Crambeen	2	0	0	0	-1	5	0	0	0	1	0
Labrie	1	0	0	0	-2	5	0	0	0	2	0
Brown	1	0	0	0	-1	0	0	0	0	2	0
Connolly	1	0	0	0	-2	0	0	0	0	2	0
Kostka	1	0	0	0	1	0	0	0	0	0	0

Power Play: 0-14 (0.0%)  
Penalty Killing: 11-11 (100.0%)

GOALTENDING

TAMPA BAY LIGHTNING

GOALIE	GP	MIN	W-L-OT	SO	GA	SA	SV	GAA	SV%
Lindback	3	142	0-2-0	0	6	55	49	2.54	0.891
Bishop	2	101	0-1-1	0	7	49	42	4.17	0.857

BOSTON BRUINS

Player	GP	G	A	P	+/-	PIM	PP	SH	GW	S	S%
Bergeron	4	3	0	3	3	0	0	1	1	14	21.4
Kelly	4	2	1	3	4	2	0	1	0	5	40.0
Paille	4	2	1	3	1	0	0	0	0	2	100.0
Krejci	4	1	2	3	2	2	0	0	1	6	16.7
Lucic	4	1	2	3	2	0	0	0	1	7	14.3
Soderberg	3	1	2	3	3	0	0	0	0	2	50.0
Eriksson	4	0	3	3	4	0	0	0	0	5	0
Boychuck	4	1	1	2	5	0	0	0	0	4	25.0
Iginla	4	1	1	2	1	12	0	0	0	12	8.3
Campbell	4	0	2	2	1	9	0	0	0	4	0.0
Thornton	4	1	0	1	2	12	0	0	0	3	33.3
McQuaid	2	1	0	1	3	7	0	0	0	1	100.0
Krug	4	0	1	1	3	0	0	0	0	10	0
Marchand	4	0	1	1	2	4	0	0	0	7	0
Smith	4	0	1	1	1	2	0	0	0	2	0
Bartkowski	2	0	1	1	4	0	0	0	0	1	0
Chara	4	0	0	0	1	6	0	0	0	7	0.0
Hamilton	4	0	0	0	-1	2	0	0	0	8	0
Seidenberg	3	0	0	0	3	2	0	0	0	3	0
Caron	1	0	0	0	0	0	0	0	0	2	0
Miller	1	0	0	0	0	0	0	0	0	0	0

Power Play: 0-11 (0.0%)  
Penalty Killing: 14-14 (100.0%)

BOSTON BRUINS

GOALIE	GP	MIN	W-L-OT	SO	GA	SA	SV	GAA	SV%
Rask	4	245	4-0-0	2	4	104	100	0.98	0.962





# BUFFALO SABRES

Inaugural Season:	1970-71	One Seymour H. Knox III Plaza, Buffalo, NY 14203
Arena:	First Niagara Center (19,070)	Phone: (716) 855-4100
Stanley Cup Titles:	None	Fax: (716) 855-4110
Head Coach	Ted Nolan	Website: www.sabres.com
Assistant Coaches	Bryan Trottier, Danny Fynn, Tom Coolen	Team Colors: Blue, Gold, Silver, and White
Media & Communications Managers	Michael Gilbert, Chris Bandora	
Owner	Terrence M. Pegula	
President & Alt. Governor	Theodore N. Black	
General Manager	Tim Murray	
Chief Development Officer	Clifford Berson	

## 2014-2015 SCHEDULE

DATE	SITE	TIME
December 2	Buffalo	7:00 PM
December 4	Tampa Bay	7:30 PM
December 31	Buffalo	6:00 PM
January 9	Tampa Bay	7:30 PM
March 3	Tampa Bay	7:30 PM

## SERIES INFORMATION

Last Lightning Win: Mar. 29, 2014 (Lightning 4 @ Buffalo 3, OT)	Last Lightning Win at Home: Oct. 26, 2013 (Buffalo 2 @ Lightning 3)
Last Buffalo Win: Mar. 6, 2014 (Buffalo 3 @ Lightning 1)	Last Buffalo Win at Home: Apr. 14, 2013 (Lightning 1 @ Buffalo 3)
Last Tie: Mar. 9, 2003 (Buffalo 1 @ Lightning 1)	Last Lightning Win at Buffalo: Mar. 29, 2014 (Lightning 4 @ Buffalo 3, OT)
Last Lightning Overtime Win: Mar. 29, 2014 (Lightning 4 @ Buffalo 3)	Last Buffalo Win at Tampa Bay: Mar. 6, 2014 (Buffalo 3 @ Lightning 1)
Last Buffalo Overtime Win: Feb. 20, 2008 (Lightning 3 @ Buffalo 4)	Most Goals by Lightning: 6, twice, last: Dec. 11, 1995 (Lightning 6 @ Buffalo 1)
Last Lightning Shootout Win: None	Most Goals by Buffalo: 8, Mar. 9, 2006 (Lightning 5 @ Buffalo 8)
Last Buffalo Shootout Win: Oct. 24, 2009 (Buffalo 3 @ Lightning 2)	Most Goals by Both Teams: 13, Mar. 9, 2006 (Lightning 5 @ Buffalo 8)
Last Lightning Shutout: Oct. 22, 2011 (Buffalo 0 @ Lightning 3)	Last Lightning Hat Trick: None
Last Buffalo Shutout: Dec. 23, 1999 (Lightning 0 @ Buffalo 2)	Last Buffalo Hat Trick: Vanek, Apr. 5, 2011 (Lightning 2 @ Buffalo 4)

## ALL-TIME SERIES

OVERALL										HOME										ROAD									
SEASON	GP	W	L	T	OTL	PTS	GF	GA		GP	W	L	T	OTL	PTS	GF	GA			GP	W	L	T	OTL	PTS	GF	GA		
2013-14	4	3	1	-	0	6	11	10		2	1	1	-	0	2	4	5			2	2	0	-	0	4	7	5		
2012-13	3	1	2	-	0	2	4	6		2	1	1	-	0	2	3	3			1	0	1	-	0	0	1	3		
2011-12	4	3	1	-	0	6	12	11		2	1	1	-	0	2	6	7			2	2	0	-	0	4	6	4		
2010-11	4	2	2	-	0	4	11	13		2	1	1	-	0	2	7	8			2	1	1	-	0	2	4	5		
2009-10	4	0	3	-	1	1	8	21		2	0	1	-	1	1	4	9			2	0	2	-	0	0	4	12		
2008-09	4	2	2	-	0	4	15	13		2	1	1	-	0	2	8	7			2	1	1	-	0	2	7	6		
2007-08	4	0	2	-	2	2	12	19		2	0	1	-	1	1	5	8			2	0	1	-	1	1	7	11		
2006-07	4	1	3	-	0	2	8	16		2	0	2	-	0	0	3	7			2	1	1	-	0	2	5	9		
2005-06	4	0	3	-	1	1	10	19		2	0	1	-	1	1	4	8			2	0	2	-	0	0	6	11		
2004-05										DID NOT PLAY																			
2003-04	4	3	0	0	1	7	11	7		2	2	0	0	0	4	5	2			2	1	0	0	1	3	6	5		
2002-03	4	1	1	2	0	4	7	8		2	0	1	1	0	1	2	5			2	1	0	1	0	3	5	3		
2001-02	4	0	3	1	0	1	7	15		2	0	1	1	0	1	5	7			2	0	2	0	0	0	2	8		
2000-01	4	1	3	0	0	2	11	14		2	1	1	0	0	2	6	6			2	0	2	0	0	0	5	8		
1999-00	4	1	2	0	1	3	10	11		2	1	0	0	1	3	6	5			2	0	2	0	0	0	4	6		
1998-99	4	2	2	0	-	4	10	11		2	1	1	0	-	2	5	7			2	1	1	0	-	2	5	4		
1997-98	4	0	3	1	-	1	5	16		2	0	1	1	-	1	4	8			2	0	2	0	-	0	1	8		
1996-97	4	1	3	0	-	2	8	11		2	0	2	0	-	0	1	6			2	1	1	0	-	2	7	5		
1995-96	4	2	2	0	-	4	18	13		2	0	2	0	-	0	7	10			2	2	0	0	-	4	11	3		
1994-95	4	1	3	0	-	2	10	11		2	0	2	0	-	0	3	8			2	1	1	0	-	2	7	3		
1993-94	4	2	1	1	-	5	10	8		2	1	1	0	-	2	4	3			2	1	0	1	-	3	6	5		
1992-93	2	0	2	0	-	0	5	8		1	0	1	0	-	0	1	3			1	0	1	0	-	0	4	5		
TOTALS	81	26	44	5	6	63	203	261		41	11	23	3	4	29	93	132			40	15	21	2	2	34	110	129		



## 2013-14 SEASON SUMMARY

WON: 3

LOST: 1

OT: 0



### AT TAMPA BAY LIGHTNING

DATE	TEAM	OPPONENT	ATTEND	GOALTENDERS	W GOAL
Mar 6, 2014	Lightning 1	Sabres 3	19,204	Lindback vs Enroth	Marcus Foligno
Oct 26, 2013	Lightning 3	Sabres 2	18,088	Bishop vs Miller	Ondrej Palat

### AT BUFFALO SABRES

\* - Overtime

\*\* - Shootout

DATE	TEAM	OPPONENT	ATTEND	GOALTENDERS	W GOAL
Mar 29, 2014*	Lightning 4	Sabres 3	19,070	Bishop vs Hackett	Steven Stamkos
Oct 8, 2013*	Lightning 3	Sabres 2	18,243	Bishop vs Enroth	Alex Killorn

### GOALS BY PERIOD

	1ST	2ND	3RD	OT	TOTAL
LIGHTNING	3	1	5	2	11
SABRES	3	4	3	0	10

### SHOTS BY PERIOD

	1ST	2ND	3RD	OT	TOTAL
LIGHTNING	46	54	47	3	150
SABRES	27	38	30	0	95

### INDIVIDUAL SCORING

#### TAMPA BAY LIGHTNING

Player	GP	G	A	P	+/-	PIM	PP	SH	GW	S	S%
Johnson	4	3	1	4	2	0	1	1	0	11	27.3
Stamkos	4	2	2	4	-1	2	1	0	1	15	13.3
Purcell	4	1	2	3	0	0	1	0	0	8	12.5
Filppula	4	0	3	3	-2	0	0	0	0	9	0
Killorn	4	2	0	2	0	2	0	0	1	9	22.2
Palat	4	1	1	2	2	2	0	0	1	11	9.1
St. Louis	2	1	1	2	0	0	0	0	0	6	16.7
Carle	4	0	2	2	4	0	0	0	0	7	0
Hedman	4	0	2	2	-4	7	0	0	0	9	0
Gudas	3	0	2	2	9	0	0	0	0	3	0
Callahan	2	1	0	1	-1	0	1	0	0	7	14.3
Brewer	4	0	1	1	1	2	0	0	0	6	0
Malone	3	0	1	1	-1	7	0	0	0	6	0
Brown	2	0	1	1	0	0	0	0	0	3	0
Kucherov	2	0	1	1	-1	2	0	0	0	4	0
Salo	4	0	0	0	-2	2	0	0	0	7	0
Thompson	4	0	0	0	-2	2	0	0	0	5	0
Crombeen	3	0	0	0	-1	2	0	0	0	3	0
Aulie	2	0	0	0	-1	0	0	0	0	0	0
Barberio	2	0	0	0	-1	2	0	0	0	7	0
Kostka	2	0	0	0	-1	2	0	0	0	8	0
Panik	2	0	0	0	0	0	0	0	0	4	0
Pyatt	2	0	0	0	-1	0	0	0	0	2	0
Labrie	1	0	0	0	0	2	0	0	0	0	0

Power Play: 4-16 (25.0%)

Penalty Killing: 10-12 (83.3%)

#### BUFFALO SABRES

Player	GP	G	A	P	+/-	PIM	PP	SH	GW	S	S%
Hodgson	4	3	2	5	2	0	1	0	0	15	20.0
Foligno	4	1	2	3	2	5	0	0	1	5	20.0
Vanek	2	1	2	3	-1	2	0	0	0	8	12.5
McBain	3	1	1	2	0	0	1	0	0	1	100.0
Myers	3	1	1	2	1	2	0	0	0	3	33.3
Flynn	4	1	0	1	2	2	0	0	0	5	20.0
D'Agostini	2	1	0	1	1	0	0	0	0	3	33.3
Conacher	1	1	0	1	0	2	0	0	0	1	100.0
Ehrhoff	4	0	1	1	-1	2	0	0	0	6	0
Girgensons	4	0	1	1	3	5	0	0	0	6	0
Ristolainen	3	0	1	1	-1	0	0	0	0	4	0
Larsson	2	0	1	1	1	4	0	0	0	2	0
Leino	3	0	1	1	0	0	0	0	0	1	0
McCormick	1	0	1	1	0	2	0	0	0	1	0
Ennis	4	0	0	0	-2	4	0	0	0	8	0
Stafford	4	0	0	0	-1	2	0	0	0	8	0
Scott	3	0	0	0	-1	0	0	0	0	1	0
Tallinder	3	0	0	0	0	2	0	0	0	1	0
Weber	3	0	0	0	2	7	0	0	0	1	0
Ellis	2	0	0	0	0	0	0	0	0	4	0
Grigorenko	2	0	0	0	-1	0	0	0	0	1	0
Ott	2	0	0	0	-1	7	0	0	0	3	0
Pysyk	2	0	0	0	0	0	0	0	0	5	0
Deslauriers	1	0	0	0	-1	0	0	0	0	0	0
Kaleta	1	0	0	0	-1	0	0	0	0	0	0
Mitchell	1	0	0	0	0	2	0	0	0	0	0
Porter	1	0	0	0	0	0	0	0	0	0	0
Ruhwedel	1	0	0	0	1	0	0	0	0	0	0
Stewart	1	0	0	0	2	4	0	0	0	1	0
Sulzer	1	0	0	0	0	0	0	0	0	0	0
Zadorov	1	0	0	0	0	0	0	0	0	0	0

Power Play: 2-12 (16.7%)

Penalty Killing: 12-16 (75.0%)

### GOALTENDING

#### TAMPA BAY LIGHTNING

GOALIE	GP	MIN	W-L-OT	SO	GA	SA	SV	GAA	SV%
Bishop	3	183	3-0-0	0	6	73	67	1.97	0.895
Lindback	1	59	0-1-0	0	3	21	18	3.07	0.857

#### BUFFALO SABRES

GOALIE	GP	MIN	W-L-OT	SO	GA	SA	SV	GAA	SV%
Enroth	2	122	1-0-1	0	4	78	74	1.97	0.949
Miller	1	59	0-1-0	0	3	39	36	3.07	0.923
Hackett	1	62	0-0-1	0	4	33	29	3.88	0.879



# CALGARY FLAMES

Inaugural Season:  
Arena:  
Stanley Cup Titles:  
Head Coach  
Associate Coach  
Assistant Coach  
Media & Communications Managers  
Owners

1972-73 (Moved from Atlanta in 1980)  
Scotiabank Saddledome (19,289)  
1 (1989)  
Bob Hartley  
Jacques Cloutier  
Martin Gélinas  
Peter Hanlon, Sean Kelso  
N. Murray Edwards, Alvin G. Libin,  
Allan P. Markin, Jeff McCaig, Clayton H. Riddell  
Ken King  
Brad Treliving

PO Box 1540, Station M, Calgary, Alberta T2P 3B9  
Phone: (403) 777-2177  
Fax: (403) 777-2195  
Website: [www.calgaryflames.com](http://www.calgaryflames.com)  
Team Colors: Red, White, Black and Gold

President and Chief Executive Officer  
General Manager

## 2014–2015 SCHEDULE

DATE	SITE	TIME
October 21	Calgary	9:00 PM
November 6	Tampa Bay	7:30 PM

## SERIES INFORMATION

Last Lightning Win: Jan. 3, 2014 (Lightning 2 @ Calgary 0)  
Last Calgary Win: Apr. 3, 2014 (Calgary 4 @ Lightning 1)  
Last Tie: Oct. 7, 1995 (Calgary 3 @ Lightning 3)  
Last Lightning Overtime Win: Dec. 15, 2011 (Calgary 4 @ Lightning 5)  
Last Calgary Overtime Win: Mar. 10, 2007 (Lightning 3 @ Calgary 2)  
Last Lightning Shootout Win: None  
Last Calgary Shootout Win: None  
Last Lightning Shutout: Jan. 3, 2014 (Lightning 2 @ Calgary 0)  
Last Calgary Shutout: Jan. 2, 1996 (Lightning 0 @ Calgary 0)  
Last Lightning Win at Home: Dec. 15, 2011 (Calgary 4 @ Lightning 5, OT)

Last Calgary Win at Home: Dec. 7, 2010 (Lightning 2 @ Calgary 4)  
Last Lightning Win at Calgary: Jan. 3, 2014 (Lightning 2 @ Calgary 0)  
Last Calgary Win at Tampa Bay: Apr. 3, 2014 (Calgary 4 @ Lightning 1)  
Most Goals by Lightning: 8, March 1, 2009 (Lightning 8 @ Calgary 6)  
Most Goals by Calgary: 10, Jan. 2, 1996 (Lightning 0 @ Calgary 10)  
Most Goals by Both Teams: 15, Dec. 13, 2007 (Calgary 9 @ Lightning 6)  
Last Lightning Hat Trick: Martin St. Louis, Jan. 24, 2004 (Lightning 6 @ Calgary 2)  
Last Calgary Hat Trick: Kristian Husehusius/Jarome Iginla, Dec. 13, 2007 (Calgary 9 @ Lightning 6)

## ALL-TIME SERIES

OVERALL										HOME										ROAD									
SEASON	GP	W	L	T	OTL	PTS	GF	GA		GP	W	L	T	OTL	PTS	GF	GA			GP	W	L	T	OTL	PTS	GF	GA		
2013-14	2	1	1	-	-	2	3	4		1	0	1	0	0	1	4	1			1	0	-	-	2	2	0			
2012-13	1	-	-	-	-	-	-	-		-	-	-	-	-	-	-	-			-	-	-	-	-	-	-	-	-	
2011-12	1	1	0	-	0	2	5	4		1	1	0	-	0	2	5	4			-	-	-	-	-	-	-	-	-	
2010-11	1	0	1	-	0	0	2	4		-	-	-	-	-	-	-	-			1	0	1	-	0	0	2	4		
2009-10	1	1	0	-	0	2	2	1		1	1	0	-	0	2	2	1			-	-	-	-	-	-	-	-	-	
2008-09	1	1	0	-	0	2	8	6		-	-	-	-	-	-	-	-			-	1	1	0	-	0	2	8	6	
2007-08	1	0	1	-	0	0	6	9		1	0	1	-	0	0	6	9			-	-	-	-	-	-	-	-	-	
2006-07	1	1	0	-	0	2	3	2		0	0	0	-	0	0	0	0			1	1	0	-	0	2	3	2		
2005-06	-	-	-	-	-	-	-	-		-	-	-	-	-	-	-	-			-	-	-	-	-	-	-	-	-	
2004-05	-	-	-	-	-	-	-	-		DID NOT PLAY												-	-	-	-	-	-	-	
2003-04	1	1	0	0	0	2	6	2		-	-	-	-	-	-	-	-			1	1	0	0	0	2	6	2		
2002-03	1	0	1	0	0	0	1	4		-	-	-	-	-	-	-	-			1	0	1	0	0	0	1	4		
2001-02	2	2	0	0	0	4	6	3		1	1	0	0	0	2	3	2			1	1	0	0	0	2	3	1		
2000-01	1	0	1	0	0	0	3	4		1	0	1	0	0	0	3	4			-	-	-	-	-	-	-	-	-	
1999-00	2	1	0	0	1	3	4	4		1	1	0	0	0	2	2	1			1	0	0	0	1	1	2	3		
1998-99	2	0	2	0	-	0	2	6		1	0	1	0	-	0	1	2			1	0	1	0	-	0	1	4		
1997-98	2	1	1	0	-	2	5	5		1	1	0	0	-	2	4	3			1	0	1	0	-	0	1	2		
1996-97	2	2	0	0	-	4	6	4		1	1	0	0	-	2	2	1			1	1	0	0	-	2	4	3		
1995-96	2	0	1	1	-	1	3	13		1	0	0	1	-	1	3	3			1	0	1	0	-	0	0	10		
1994-95	-	-	-	-	-	-	-	-		-	-	-	-	-	-	-	-			-	-	-	-	-	-	-	-	-	
1993-94	2	1	1	0	-	2	7	7		1	0	1	0	-	0	3	7			1	1	0	0	-	2	4	0		
1992-93	3	1	2	0	-	2	12	12		2	1	1	0	-	2	10	9			1	0	1	0	-	0	2	3		
TOTALS	28	14	12	1	1	30	84	94		14	7	6	1	0	15	45	50			14	7	6	0	1	15	39	44		





2013-14 SEASON SUMMARY

WON: 1                      LOST: 1                      OT: 0

AT TAMPA BAY LIGHTNING

DATE	TEAM	OPPONENT	ATTEND	GOALTENDERS	W GOAL
Apr 3, 2014	Lightning 1	Flames 4	17,495	Bishop vs Ramo	Kevin Westgarth

AT CALGARY FLAMES

DATE	TEAM	OPPONENT	ATTEND	GOALTENDERS	W GOAL
Jan 3, 2014	Lightning 2	Flames 0	19,289	Bishop vs Ramo	Ondrej Palat

GOALS BY PERIOD

	1ST	2ND	3RD	OT	TOTAL
LIGHTNING	0	3	0	0	3
FLAMES	2	0	2	0	4

SHOTS BY PERIOD

	1ST	2ND	3RD	OT	TOTAL
LIGHTNING	18	21	22	0	61
FLAMES	13	18	13	0	44

INDIVIDUAL SCORING

TAMPA BAY LIGHTNING

Player	GP	G	A	P	+/-	PIM	PP	SH	GW	S	S%
Palat	2	2	1	3	2	0	0	0	1	4	50.0
Carle	2	0	2	1	0	0	0	0	0	2	0
Kucherov	2	1	0	1	1	0	0	0	0	4	25.0
Barberio	2	0	1	1	0	0	0	0	0	3	0
Purcell	2	0	1	1	0	0	0	0	0	2	0
Callahan	1	0	1	1	0	0	0	0	0	1	0
Brewer	2	0	0	0	-1	6	0	0	0	1	0
Brown	2	0	0	0	-1	0	0	0	0	2	0
Filipula	2	0	0	0	0	0	0	0	0	6	0
Gudas	2	0	0	0	0	4	0	0	0	1	0
Hedman	2	0	0	0	-1	4	0	0	0	5	0
Johnson	2	0	0	0	1	0	0	0	0	8	0
Killorn	2	0	0	0	1	2	0	0	0	5	0
Malone	2	0	0	0	-1	5	0	0	0	2	0
Thompson	2	0	0	0	-1	2	0	0	0	2	0
Cote	1	0	0	0	0	0	0	0	0	0	0
Crambeen	1	0	0	0	-1	0	0	0	0	2	0
Panik	1	0	0	0	0	0	0	0	0	0	0
Salo	1	0	0	0	1	0	0	0	0	3	0
St. Louis	1	0	0	0	0	0	0	0	0	6	0
Stamkos	1	0	0	0	-2	0	0	0	0	2	0
Sustr	1	0	0	0	0	0	0	0	0	0	0

Power Play: 0-8 (0.0%)  
Penalty Killing: 6-7 (85.7%)

GOALTENDING

TAMPA BAY LIGHTNING

GOALIE	GP	MIN	W-L-OT	SO	GA	SA	SV	GAA	SV%
Bishop	2	119	1-1-0	1	3	43	40	1.52	0.930

CALGARY FLAMES

Player	GP	G	A	P	+/-	PIM	PP	SH	GW	S	S%
Glencross	1	2	0	2	0	0	1	0	0	2	100.0
Cammalleri	2	1	1	2	0	4	0	0	0	7	14.3
Westgarth	2	1	0	1	1	7	0	0	1	3	33.3
Breen	1	0	1	1	1	0	0	0	0	0	0
Backlund	2	0	0	0	0	0	0	0	0	6	0
Brodie	2	0	0	0	2	2	0	0	0	1	0
Butler	2	0	0	0	-2	2	0	0	0	0	0
Colborne	2	0	0	0	-1	0	0	0	0	1	0
Gallardi	2	0	0	0	0	0	0	0	0	2	0
Giordano	2	0	0	0	2	4	0	0	0	2	0
Hudler	2	0	0	0	2	2	0	0	0	2	0
McGrattan	2	0	0	0	0	0	0	0	0	1	0
Monahan	2	0	0	0	-2	0	0	0	0	2	0
Billins	1	0	0	0	1	0	0	0	0	1	0
Bouma	1	0	0	0	1	0	0	0	0	0	0
Byron	1	0	0	0	0	0	0	0	0	2	0
Hanowski	1	0	0	0	1	0	0	0	0	2	0
Jones	1	0	0	0	0	0	0	0	0	1	0
O'Brien	1	0	0	0	0	2	0	0	0	0	0
Smid	1	0	0	0	-2	0	0	0	0	1	0
Stajan	1	0	0	0	-1	0	0	0	0	1	0
Stempniak	1	0	0	0	-1	0	0	0	0	1	0
VanBrabant	1	0	0	0	0	0	0	0	0	2	0
Wideman	1	0	0	0	-1	0	0	0	0	2	0

Power Play: 1-7 (14.3%)  
Penalty Killing: 8-8 (100.0%)

CALGARY FLAMES

GOALIE	GP	MIN	W-L-OT	SO	GA	SA	SV	GAA	SV%
Ramo	2	120	1-1-0	0	3	61	58	1.51	0.951



# CAROLINA HURRICANES

Inaugural Season:  
Arena:  
Stanley Cup Titles:  
Head Coach  
Assistant Coaches  
Media and Communications Managers  
Chief Executive Officer, Owner, Governor  
Executive Vice President, General Manager  
Vice President, Assistant General Manager

1979-80 (Moved from Hartford in 1997)  
PNC Arena (18,680)  
1 (2006)  
Bill Peters  
Rod Brind'Amour, Steve Smith  
Mike Sundheim, Kyle Hanlin  
Peter Karmanos Jr.  
Ron Francis  
Brian Tatum

1400 Edwards Mill Road, Raleigh, NC 27607  
Phone: (919) 467-7825  
Fax: (919) 462-0123  
Website: www.carolinahurricanes.com  
Team Colors: Red, White, Silver and Black

## 2014-2015 SCHEDULE

DATE	SITE	TIME
December 11	Tampa Bay	7:30 PM
December 27	Tampa Bay	7:00 PM
January 27	Carolina	7:00 PM

## SERIES INFORMATION

Last Lightning Win: Jan. 19, 2014 (Lightning 5 @ Carolina 3)

Last Carolina Win: Apr. 21, 2013 (Carolina 3 @ Lightning 2)

Last Tie: Nov. 23, 2003 (Lightning 0 @ Carolina 0)

Last Lightning Overtime Win: Dec. 21, 2013 (Carolina 2 @ Lightning 3, OT)

Last Carolina Overtime Win: Nov. 16, 2008 (Lightning 2 @ Carolina 3)

Last Lightning Shootout Win: Jan. 20, 2007 (Lightning 6 @ Carolina 5)

Last Carolina Shootout Win: Oct. 6, 2009 (Lightning 1 @ Carolina 2)

Last Lightning Shutout: Nov. 1, 2013 (Lightning 3 @ Carolina 0)

Last Carolina Shutout: Nov. 23, 2003 (Lightning 0 @ Carolina 0)

Last Lightning Win at Home: Dec. 21, 2013 (Carolina 2 @ Lightning 3, OT)

Last Carolina Win at Home: Nov. 1, 2011 (Lightning 2 @ Carolina 4)

Last Lightning Win at Carolina: Jan. 19, 2014 (Lightning 5 @ Carolina 3)

Last Carolina Win at Tampa Bay: Apr. 21, 2013 (Carolina 3 @ Lightning 2)

Most Goals by Lightning: 6, twice, Last: Apr. 9, 2011 (Lightning 6 @ Carolina 2)

Most Goals by Carolina: 9, Mar. 7, 2009 (Carolina 9 @ Lightning 3)

Most Goals by Both Teams: 13, Apr. 6, 2010 (Carolina 8 @ Lightning 5)

Last Lightning Hat Trick: Steven Stamkos, Dec. 31, 2012 (Carolina 2 @ Lightning 5)

Last Carolina Hat Trick: Eric Staal, Mar. 7, 2009 (Carolina 9 @ Lightning 3)

## ALL-TIME SERIES

SEASON	OVERALL								HOME								ROAD							
	GP	W	L	T	OTL	PTS	GF	GA	GP	W	L	T	OTL	PTS	GF	GA	GP	W	L	T	OTL	PTS	GF	GA
2013-14	3	3	0	-	0	6	11	5	1	1	0	-	0	2	3	2	2	2	0	-	0	4	8	3
2012-13	5	4	1	-	0	8	20	7	2	1	1	-	0	2	6	4	3	3	0	-	0	6	14	3
2011-12	6	3	3	-	0	6	20	19	3	1	2	-	0	2	9	11	3	2	1	-	0	4	11	8
2010-11	6	4	2	-	0	8	26	18	3	2	1	-	0	4	12	8	3	2	1	-	0	4	14	10
2009-10	6	3	2	-	1	7	18	19	3	2	1	-	0	4	13	12	3	1	1	-	1	3	5	7
2008-09	6	0	4	-	2	2	13	26	3	0	2	-	1	1	8	16	3	0	2	-	1	1	5	10
2007-08	8	4	4	-	0	8	22	23	4	3	1	-	0	6	11	7	4	1	3	-	0	2	11	16
2006-07	8	5	3	-	0	10	29	24	4	2	2	-	0	4	11	11	4	3	1	-	0	6	18	13
2005-06	8	5	2	-	1	11	32	26	4	4	0	-	0	8	18	11	4	1	2	-	1	3	14	15
2004-05	DID NOT PLAY																							
2003-04	6	3	1	2	0	8	15	15	3	2	1	0	0	4	10	12	3	1	0	2	0	4	5	3
2002-03	5	3	0	2	0	8	13	6	2	2	0	0	0	4	8	2	3	1	0	2	0	4	5	4
2001-02	5	2	3	0	0	4	11	10	3	1	2	0	0	2	5	6	2	1	1	0	0	2	6	4
2000-01	5	2	2	0	1	5	13	16	2	2	0	0	0	4	4	2	3	0	2	0	1	1	9	14
1999-00	5	1	3	1	0	3	12	18	3	1	1	1	0	3	8	10	2	0	2	0	0	0	4	8
1998-99	5	0	2	3	-	3	14	16	2	0	1	1	-	1	4	5	3	0	1	2	-	2	10	11
1997-98	4	1	2	1	-	3	9	10	2	1	1	0	-	2	6	5	2	0	1	1	-	1	3	5
1996-97	4	0	4	0	-	0	11	19	2	0	2	0	-	0	5	11	2	0	2	0	-	0	6	8
1995-96	4	2	1	1	-	5	12	12	2	1	0	1	-	3	6	4	2	1	1	0	-	2	6	8
1994-95	4	3	1	0	-	6	11	6	2	2	0	0	-	4	6	3	2	1	1	0	-	2	5	3
1993-94	4	2	2	0	-	4	13	13	2	2	0	0	-	4	8	3	2	0	2	0	-	0	5	10
1992-93	2	0	2	0	-	0	4	7	1	0	1	0	-	0	3	4	1	0	1	0	-	0	1	3
TOTALS	109	50	44	10	5	115	329	315	53	30	19	3	1	64	164	149	56	20	25	7	4	51	165	166

2013-14 SEASON SUMMARY

WON:3 LOST:0 OT:0

AT TAMPA BAY LIGHTNING

DATE	TEAM	OPPONENT	ATTEND	GOALTENDERS	W GOAL
Dec 21, 2013*	Lightning 3	Hurricanes 2	19,204	Bishop vs Peters	Radko Gudas



AT CAROLINA HURRICANES

DATE	TEAM	OPPONENT	ATTEND	GOALTENDERS	W GOAL
Jan 19, 2014	Lightning 5	Hurricanes 3	16,760	Bishop vs Peters, Khudobin	Teddy Purcell
Nov 1, 2013	Lightning 3	Hurricanes 0	14,828	Bishop vs Peters	Victor Hedman

GOALS BY PERIOD

	1ST	2ND	3RD	OT	TOTAL
LIGHTNING	4	3	3	1	11
HURRICANES	1	3	1	0	5

SHOTS BY PERIOD

	1ST	2ND	3RD	OT	TOTAL
LIGHTNING	30	40	36	1	106
HURRICANES	30	39	39	1	109

INDIVIDUAL SCORING

TAMPA BAY LIGHTNING

Player	GP	G	A	P	+/-	PIM	PP	SH	GW	S	S%
Killorn	3	1	3	4	3	0	0	0	0	9	11.1
St. Louis	3	1	3	4	3	4	1	0	0	11	9.1
Hedman	2	2	1	3	2	0	0	0	1	4	50.0
Palat	3	1	2	3	1	0	0	0	0	7	14.3
Barberio	2	2	0	2	2	6	1	0	0	5	40.0
Gudas	3	1	1	2	3	4	0	0	1	6	16.7
Filppula	3	0	2	2	2	0	0	0	0	3	0
Thompson	3	0	2	2	2	2	0	0	0	6	0
Purcell	3	1	0	1	1	0	0	0	1	6	16.7
Kucherov	2	1	0	1	1	0	0	0	0	4	25.0
Stamkos	1	1	0	1	2	0	0	0	0	9	11.1
Brewer	3	0	1	1	0	6	0	0	0	2	0
Carle	3	0	1	1	3	0	0	0	0	9	0
Johnson	3	0	1	1	1	0	0	0	0	5	0
Malone	2	0	1	1	0	0	0	0	0	2	0
Pyatt	2	0	1	1	-2	0	0	0	0	5	0
Crombeen	1	0	1	1	1	0	0	0	0	0	0
Salo	3	0	0	0	1	0	0	0	0	3	0
Brown	2	0	0	0	0	0	0	0	0	5	0
Cote	2	0	0	0	-1	2	0	0	0	1	0
Panik	2	0	0	0	-1	0	0	0	0	2	0
Aulie	1	0	0	0	0	0	0	0	0	0	0
Connolly	1	0	0	0	0	0	0	0	0	0	0
Sustr	1	0	0	0	0	0	0	0	0	2	0

Power Play: 2-10 20.0%  
Penalty Killing: 10-11 90.9%

CAROLINA HURRICANES

Player	GP	G	A	P	+/-	PIM	PP	SH	GW	S	S%
Trusty	3	2	1	3	0	0	0	1	0	10	20.0
E. Staal	3	1	2	3	-2	4	0	0	0	8	12.5
Hainsey	3	1	1	2	3	0	0	0	0	6	16.7
Semin	3	1	0	1	-3	0	1	0	0	13	7.7
Dwyer	3	0	1	1	-1	0	0	0	0	7	0
Nash	3	0	1	1	0	2	0	0	0	2	0
Liles	1	0	1	1	2	0	0	0	0	6	0
Faulk	3	0	0	0	-6	0	0	0	0	5	0
Gerbe	3	0	0	0	-3	2	0	0	0	5	0
Harrison	3	0	0	0	-1	0	0	0	0	3	0
Malhotra	3	0	0	0	-1	0	0	0	0	5	0
Ruutu	3	0	0	0	-1	4	0	0	0	4	0
Sekera	3	0	0	0	-6	2	0	0	0	7	0
J. Staal	3	0	0	0	-3	2	0	0	0	7	0
Bowman	2	0	0	0	0	0	0	0	0	2	0
Dvorak	2	0	0	0	0	2	0	0	0	2	0
Gleason	2	0	0	0	-1	2	0	0	0	2	0
Lindholm	2	0	0	0	-1	0	0	0	0	3	0
Skinner	2	0	0	0	0	0	0	0	0	9	0
Bellemore	1	0	0	0	0	2	0	0	0	2	0
Komisarek	1	0	0	0	0	0	0	0	0	1	0
Murphy	1	0	0	0	-1	0	0	0	0	0	0
Sutter	1	0	0	0	0	0	0	0	0	1	0

Power Play: 1-11 9.1%  
Penalty Killing: 8-10 80.0%

GOALTENDING

TAMPA BAY LIGHTNING

GOALIE	GP	MIN	W-L-OT	SO	GA	SA	SV	GAA	SV%
Bishop	3	182	3-0-0	1	5	109	104	1.85	.954

CAROLINA HURRICANES

GOALIE	GP	MIN	W-L-OT	SO	GA	SA	SV	GAA	SV%
Peters	3	137	0-1-0	0	9	89	90	3.94	.899
Khudobin	1	42	0-1-0	0	2	17	15	2.83	.882



# CHICAGO BLACKHAWKS

Inaugural Season:  
Arena:  
Stanley Cup Titles:  
Head Coach  
Assistant Coaches  
Media & Communications Managers  
Chairman  
President & Chief Executive Officer  
Executive Vice President  
Vice President / General Manager

1926-27  
United Center (19,717)  
5 (1994, 1998, 1961, 2010, 2013)  
Joel Quenneville  
Kevin Dineen, Mike Kitchen  
Brandon Faber, Adam Rogovin  
W. Rockwell "Rocky" Wirtz  
John F. McDonough  
Jay Blunk  
Stan Bowman

1901 W. Madison Street, Chicago, IL 60612  
Phone: (312) 456-7000  
Fax: (312) 456-7042  
Website: www.chicagoblackhawks.com  
Team Colors: Red, White and Black

## 2014-2015 SCHEDULE

DATE	SITE	TIME
November 11	Chicago	8:30 PM
February 27	Tampa Bay	7:30 PM

## SERIES INFORMATION

Last Lightning Win: Oct. 24, 2013 (Chicago 5 @ Lightning 6, OT)

Last Chicago Win: Dec. 13, 2009 (Lightning 0 @ Chicago 4)

Last Tie: Jan. 18, 2002 (Chicago 2 @ Lightning 2)

Last Lightning Overtime Win: Oct. 24, 2013 (Chicago 5 @ Lightning 6)

Last Chicago Overtime Win: Nov. 9, 2002 (Chicago 3 @ Lightning 2)

Last Lightning Shootout Win: Oct. 5, 2013 (Lightning 3 @ Chicago 2)

Last Chicago Shootout Win: None

Last Lightning Shutout: Apr. 3, 2011 (Lightning 2 @ Chicago 0)

Last Chicago Shutout: Dec. 13, 2009 (Lightning 0 @ Chicago 4)

Last Lightning Win at Home: Oct. 24, 2013 (Chicago 5 @ Lightning 6, OT)

Last Chicago Win at Home: Dec. 13, 2009 (Lightning 0 @ Chicago 4)

Last Lightning Win at Chicago: Oct. 5, 2013 (Lightning 3 @ Chicago 2, SO)

Last Chicago Win at Tampa Bay: Feb. 17, 2009 (Chicago 5 @ Lightning 3)

Most Goals by Lightning: 7, Oct. 7, 1992 (Lightning 7 vs. Chicago 3)

Most Goals by Chicago: 7, twice, Last: Jan. 7, 2001 (Lightning 4 @ Chicago 7)

Most Goals by Both Teams: 12, Dec. 6, 1998 (Lightning 5 @ Chicago 7)

Last Lightning Hat Trick: Steven Stamkos, Nov. 4, 2011 (Chicago 4 @ Lightning 5, OT)

Last Chicago Hat Trick: Tony Amonte, Mar. 12, 2000 (Chicago 4 @ Lightning 1)

## ALL-TIME SERIES

SEASON	OVERALL									HOME									ROAD								
	GP	W	L	T	OTL	PTS	GF	GA		GP	W	L	T	OTL	PTS	GF	GA		GP	W	L	T	OTL	PTS	GF	GA	
2013-14	2	2	0	-	0	4	9	7		1	1	0	-	0	2	6	5		1	1	0	-	0	2	3	2	
2012-13	-	-	-	-	-	-	-	-		-	-	-	-	-	-	-	-		-	-	-	-	-	-	-	-	
2011-12	1	1	0	-	0	2	5	4		1	1	0	-	0	2	5	4		-	-	-	-	-	-	-	-	
2010-11	2	2	0	-	0	4	5	3		1	1	0	-	0	2	3	3		1	1	0	-	0	2	2	0	
2009-10	1	0	1	-	0	0	0	4		-	-	-	-	-	-	-	-		1	0	1	-	0	0	0	4	
2008-09	1	0	1	-	0	0	3	5		1	0	1	-	0	0	3	5		-	-	-	-	-	-	-	-	
2007-08	1	0	1	-	0	0	1	5		-	-	-	-	-	-	-	-		1	0	1	-	0	0	1	5	
2006-07	-	-	-	-	-	-	-	-		-	-	-	-	-	-	-	-		-	-	-	-	-	-	-	-	
2005-06	1	1	0	-	0	2	3	2		1	1	0	-	0	2	3	2		-	-	-	-	-	-	-	-	
2004-05	DID NOT PLAY																										
2003-04	1	1	0	0	0	2	5	3		-	-	-	-	-	-	-	-		1	1	0	0	0	2	5	3	
2002-03	2	0	1	0	1	1	3	6		1	0	0	0	1	1	2	3		1	0	1	0	0	0	1	3	
2001-02	2	0	1	1	0	1	2	4		1	0	0	1	0	1	2	2		1	0	1	0	0	0	0	2	
2000-01	1	0	1	0	0	0	4	7		-	-	-	-	-	-	-	-		1	0	1	0	0	0	4	7	
1999-00	2	0	2	0	0	0	2	9		1	0	1	0	0	0	1	4		1	0	1	0	0	0	1	5	
1998-99	2	0	1	1	-	1	7	9		1	0	0	1	-	1	2	2		1	0	1	0	-	0	5	7	
1997-98	2	2	0	0	-	4	5	1		1	1	0	0	-	2	1	0		1	1	0	0	-	2	4	1	
1996-97	2	1	0	1	-	3	4	2		1	0	0	1	-	1	2	2		1	1	0	0	-	2	2	0	
1995-96	2	2	0	0	-	4	6	1		1	1	0	0	-	2	2	0		1	1	0	0	-	2	4	1	
1994-95	-	-	-	-	-	-	-	-		-	-	-	-	-	-	-	-		-	-	-	-	-	-	-	-	
1993-94	2	1	1	0	-	2	4	4		1	1	0	0	-	2	4	3		1	0	1	0	-	0	0	1	
1992-93	7	1	4	2	-	4	19	27		3	1	2	0	-	2	10	12		4	0	2	2	-	2	9	15	
TOTALS	34	14	14	5	1	34	88	103		16	8	4	3	1	20	47	47		18	6	10	2	0	14	41	56	



2013-14 SEASON SUMMARY

WON: 2                      LOST: 0                      OT: 0

AT TAMPA BAY LIGHTNING

DATE	TEAM	OPPONENT	ATTEND	GOALTENDERS	W GOAL
Oct 24, 2013*	Lightning 6	Blackhawks 5	18,820	Bishop vs Khabibulin	Martin St. Louis



AT CHICAGO BLACKHAWKS

DATE	TEAM	OPPONENT	ATTEND	GOALTENDERS	W GOAL
Oct 5, 2013**	Lightning 3	Blackhawks 2	21,563	Bishop vs Crawford	Valtteri Filppula

GOALS BY PERIOD

	1ST	2ND	3RD	OT	TOTAL
LIGHTNING	1	2	4	2	8
BLACKHAWKS	0	5	2	0	7

SHOTS BY PERIOD

	1ST	2ND	3RD	OT	TOTAL
LIGHTNING	4	13	20	4	41
BLACKHAWKS	24	28	28	3	82

INDIVIDUAL SCORING

TAMPA BAY LIGHTNING

Player	GP	G	A	P	+/-	PIM	PP	SH	GW	S	S%
Stamkos	2	2	4	6	2	4	1	0	0	6	33.3
St. Louis	2	2	2	4	2	0	0	0	1	4	50.0
Carle	2	1	1	2	-1	0	1	0	0	4	25.0
Hedman	2	1	1	2	1	4	0	0	0	3	33.3
Filppula	2	0	2	2	-2	4	0	0	0	0	0
Purcell	2	1	0	1	-1	0	2	0	0	1	100.0
Thompson	2	1	0	1	3	0	0	1	0	5	20.0
Crombeen	2	0	1	1	1	0	0	0	0	1	0
Gudas	2	0	1	1	0	2	0	0	0	4	0
Panik	2	0	1	1	-2	0	0	0	0	0	0
Sustr	2	0	1	1	0	0	0	0	0	2	0
Brewer	2	0	0	0	0	2	0	0	0	0	0
Johnson	2	0	0	0	-1	0	0	0	0	2	0
Killorn	2	0	0	0	-4	2	0	0	0	5	0
Labrie	2	0	0	0	0	0	0	0	0	0	0
Malone	2	0	0	0	1	2	0	0	0	2	0
Palet	2	0	0	0	-1	0	0	0	0	1	0
Salo	2	0	0	0	0	0	0	0	0	1	0

Power Play: 3-5 (60.0%)  
Penalty Killing: 9-11 (81.8%)

CHICAGO BLACKHAWKS

Player	GP	G	A	P	+/-	PIM	PP	SH	GW	S	S%
Kane	2	2	1	3	-2	0	0	0	0	12	16.7
Bickell	2	1	1	2	2	2	0	0	0	6	16.7
Toews	2	1	1	2	1	4	0	0	0	9	11.1
Hossa	2	1	0	1	2	0	0	0	0	5	20.0
Saad	3	1	0	1	1	0	1	0	0	9	11.1
Shaw	2	1	0	1	-1	0	1	0	0	4	25.0
Hjalmarsson	2	0	1	1	-1	0	0	0	0	3	0
Keith	2	0	1	1	2	0	0	0	0	10	0
Kruger	2	0	1	1	0	0	0	0	0	2	0
Leddy	2	0	1	1	0	0	0	0	0	4	0
Seabrook	2	0	1	1	3	0	0	0	0	3	0
Sharp	2	0	1	1	1	0	0	0	0	7	0
Bollig	2	0	0	0	-1	0	0	0	0	0	0
Handzus	2	0	0	0	0	2	0	0	0	2	0
Oduya	2	0	0	0	-2	0	0	0	0	2	0
Smith	2	0	0	0	-3	9	0	0	0	2	0
Kostka	1	0	0	0	0	0	0	0	0	0	0
Nordstrom	1	0	0	0	0	0	0	0	0	0	0
Pirri	0	0	0	0	0	0	0	0	0	1	0
Rozsival	1	0	0	0	-1	4	0	0	0	1	0

Power Play: 2-11 (18.2%)  
Penalty Killing: 2-5 (40.0%)

GOALTENDING

TAMPA BAY LIGHTNING

GOALIE	GP	MIN	W-L-OT	SO	GA	SA	SV	GAA	SV%
Bishop	2	126	2-0-0	0	7	82	75	3.33	.915

CHICAGO BLACKHAWKS

GOALIE	GP	MIN	W-L-OT	SO	GA	SA	SV	GAA	SV%
Crawford	1	65	0-0-1	0	2	16	14	1.85	0.875
Khudobin	1	61	0-0-1	0	6	25	19	5.90	0.760



# COLORADO AVALANCHE

Inaugural Season:	1979-80 (Moved from Quebec in 1995-96)	1000 Chopper Circle, Denver, CO 80204
Arena:	Pepsi Center (18,007)	Phone: (303) 405-1100
Stanley Cup Titles:	2 (1996, 2001)	Fax: (303) 893-0614
Head Coach / Vice President of Hockey Operations	Patrick Roy	Website: www.coloradoavalanche.com
Assistant Coaches	Tim Army, Andre Tourigny	Team Colors: Burgundy, Silver, Blue and Black
Senior Vice President of Communications	Jean Martineau	
Owner	E. Stanley Kroenke	
President & Governor	Josh Kroenke	
Executive Vice President of Hockey Operations	Joe Sakic	

## 2014-2015 SCHEDULE

DATE	SITE	TIME
January 17	Tampa Bay	7:00 PM
February 22	Colorado	6:00 PM

## SERIES INFORMATION

Last Lightning Win: Jan. 25, 2014 (Colorado 2 @ Lightning 5)	Last Lightning Win at Home: Jan. 25, 2014 (Colorado 2 @ Lightning 5)
Last Colorado Win: Mar. 2 2014 (Lightning 3 @ Colorado 6)	Last Colorado Win at Home: Mar. 2, 2014 (Lightning 3 @ Colorado 6)
Last Tie: Dec. 11, 2000 (Lightning 2 @ Colorado 2)	Last Lightning Win at Colorado: Mar. 1, 2004 (Lightning 3 @ Colorado 0)
Last Lightning Overtime Win: Jan. 21, 1997 (Colorado 2 @ Lightning 3)	Last Colorado Win at Tampa Bay: Nov. 30, 2009 (Colorado 3 @ Lightning 0)
Last Colorado Overtime Win: Dec. 23, 2011 (Lightning 1 @ Colorado 2)	Most Goals by Lightning: 6, Dec. 4, 2010 (Colorado 5 @ Lightning 6)
Last Lightning Shootout Win: None	Most Goals by Colorado: 8, 3x, last: Nov. 13, 1998 (Lightning 1 @ Colorado 8)
Last Colorado Shootout Win: Dec. 11, 2009 (Lightning 1 @ Colorado 2)	Most Goals by Both Teams: 11, Dec. 4, 2010 (Colorado 5 @ Lightning 6)
Last Lightning Shutout: Mar. 1, 2004 (Lightning 3 @ Colorado 0)	Last Lightning Hat Trick: Tyler Johnson, Jan. 25, 2014 (Colorado 2 @ Lightning 5)
Last Colorado Shutout: Nov. 30, 2009 (Colorado 3 @ Lightning 0)	Last Colorado Hat Trick: Uwe Krupp, Mar. 1, 1995 (Lightning 2 @ Quebec 8)

## ALL-TIME SERIES

SEASON	OVERALL								HOME								ROAD								
	GP	W	L	T	OTL	PTS	GF	GA	GP	W	L	T	OTL	PTS	GF	GA	GP	W	L	T	OTL	PTS	GF	GA	
2013-14	2	1	1	-	0	2	8	8																	
2012-13	-	-	-	-	0	-	-	-		-	-	-	-	0	-	-	5	2	1	-	-	-	0	-	-
2011-12	1	0	0	-	1	1	1	2		-	-	-	-	0	-	-	1	0	0	-	1	1	1	2	
2010-11	1	1	0	-	0	2	6	5		1	1	0	-	0	2	6	5	-	-	0	-	0	-	-	
2009-10	2	0	1	-	1	1	1	4		1	0	1	-	0	0	0	3	1	0	0	-	1	1	1	
2008-09	2	0	1	-	1	1	4	5		1	0	0	-	1	1	1	1	1	0	1	-	0	0	3	
2007-08	1	0	1	-	0	0	0	3		1	0	1	-	0	0	0	3	-	-	-	-	0	-	-	
2006-07	1	0	1	-	0	0	2	4		-	-	-	-	0	-	-	-	1	0	1	-	0	0	2	
2005-06	-	-	-	-	0	-	-	-		-	-	-	-	0	-	-	-	-	-	-	-	0	-	-	
2004-05	DID NOT PLAY																								
2003-04	2	1	0	0	1	3	7	5		1	0	0	0	1	1	4	5	1	1	0	0	0	2	3	
2002-03	1	1	0	0	0	2	4	3		1	1	0	0	0	2	4	3	-	-	-	-	0	-	-	
2001-02	1	0	1	0	0	0	1	2		-	-	-	-	0	-	-	-	1	0	1	0	0	0	1	
2000-01	2	0	1	1	0	1	2	4		1	0	1	0	0	0	0	2	1	0	0	1	0	1	2	
1999-00	1	0	1	0	0	0	1	4		-	-	-	-	0	-	-	-	1	0	1	0	0	0	1	
1998-99	2	1	1	0	0	2	3	9		1	1	0	0	0	2	2	1	1	0	1	0	0	0	1	
1997-98	2	1	0	1	0	3	5	4		1	0	0	1	0	1	3	3	1	1	0	0	0	2	1	
1996-97	2	1	1	0	0	2	5	6		1	1	0	0	0	2	3	2	1	0	1	0	0	0	2	
1995-96	2	1	0	1	0	3	8	6		1	1	0	0	0	2	4	2	1	0	0	1	0	1	4	
1994-95	3	1	2	0	0	2	8	14		1	1	0	0	0	2	5	2	2	0	2	0	0	0	3	
1993-94	4	3	1	0	0	6	15	14		2	2	0	0	0	4	9	5	2	1	1	0	0	2	6	
1992-93	3	1	2	0	0	2	8	11		2	1	1	0	0	2	5	7	1	0	1	0	0	0	3	
TOTALS	35	13	15	3	4	33	89	115		17	10	4	1	2	23	51	47	18	3	11	2	2	10	38	

# 2013-14 SEASON SUMMARY

WON: 1

LOST: 1

OT: 0

## AT TAMPA BAY LIGHTNING

DATE	TEAM	OPPONENT	ATTEND	GOALTENDERS	W GOAL
Jan 25, 2014	Lightning 5	Avalanche 2	19,204	Bishop vs Varlamov, Aittokallio	Valteri Filppula

## AT COLORADO AVALANCHE

DATE	TEAM	OPPONENT	ATTEND	GOALTENDERS	W GOAL
Mar 2, 2014	Lightning 3	Avalanche 6	15,592	Bishop vs Varlamov	Erik Johnson



## GOALS BY PERIOD

	1ST	2ND	3RD	OT	TOTAL
LIGHTNING	1	5	2	0	8
AVALANCHE	2	2	4	0	8

## SHOTS BY PERIOD

	1ST	2ND	3RD	OT	TOTAL
LIGHTNING	24	17	22	0	63
AVALANCHE	16	27	19	0	62

## INDIVIDUAL SCORING

### TAMPA BAY LIGHTNING

Player	GP	G	A	P	+/-	PIM	PP	SH	GW	S	S%
Johnson	2	3	0	3	3	2	0	0	0	3	100.0
Hedman	2	0	3	3	-1	2	0	0	0	3	0
Thompson	2	2	0	2	0	0	0	0	0	4	50.0
Filppula	1	1	1	2	1	0	0	0	1	2	50.0
Salo	2	0	2	2	-1	2	0	0	0	2	0
Kostka	1	0	2	1	0	0	0	0	0	1	0
Barberio	2	1	0	1	2	2	0	0	0	4	25.0
Pyatt	1	1	0	1	-2	0	0	0	0	1	100.0
Brown	2	0	1	1	0	0	0	0	0	4	0
Carle	2	0	1	1	1	0	0	0	0	7	0
Killorn	2	0	1	1	-2	2	0	0	0	8	0
Kucherov	2	0	1	1	0	0	0	0	0	1	0
Palat	2	0	1	1	2	0	0	0	0	6	0
Purcell	2	0	1	1	0	0	0	0	0	2	0
St. Louis	2	0	1	1	2	0	0	0	0	3	0
Brewer	2	0	0	0	1	0	0	0	0	4	0
Gudas	2	0	0	0	0	0	0	0	0	1	0
Malone	2	0	0	0	-2	0	0	0	0	3	0
Aulie	1	0	0	0	0	0	0	0	0	0	0
Crombeen	1	0	0	0	-1	2	0	0	0	1	0
Namestnikov	1	0	0	0	-1	2	0	0	0	3	0

Power Play: 0-5 (0.0%)

Penalty Killing: 6-7 (85.7%)

### COLORADO AVALANCHE

Player	GP	G	A	P	+/-	PIM	PP	SH	GW	S	S%
Barrie	2	2	1	3	1	0	0	0	0	4	50.0
MacKinnon	2	0	3	3	2	0	0	0	0	6	0
Holden	2	2	0	2	2	0	1	0	0	5	40.0
O'Reilly	2	1	1	2	-4	0	0	0	0	6	16.7
Stastny	2	1	1	2	1	0	0	0	0	2	50.0
Duchene	2	0	2	2	-2	2	0	0	0	10	0
Landeskog	2	0	2	1	0	0	0	0	0	2	0
Talbot	2	0	2	2	3	0	0	0	0	2	0
Johnson	2	1	0	1	-2	2	0	0	1	3	33.3
Mitchell	2	1	0	1	0	0	0	0	0	4	25.0
Parenteau	2	0	1	1	2	4	0	0	0	5	0
Bordeleau	2	0	0	0	-2	0	0	0	0	2	0
Cliche	2	0	0	0	-1	0	0	0	0	0	0
Guenin	2	0	0	0	0	0	0	0	0	1	0
Hejda	2	0	0	0	-1	2	0	0	0	1	0
McGinn	2	0	0	0	-3	0	0	0	0	4	0
McLeod	2	0	0	0	-1	0	0	0	0	1	0
Benoit	1	0	0	0	-2	0	0	0	0	3	0
Sarich	1	0	0	0	1	0	0	0	0	1	0

Power Play: 1-7 (14.3%)

Penalty Killing: 5-5 (100.0%)

## GOALTENDING

### TAMPA BAY LIGHTNING

GOALIE	GP	MIN	W-L-OT	SO	GA	SA	SV	GAA	SV%
Bishop	2	119	1-1-0	0	6	60	54	3.03	.900

### COLORADO AVALANCHE

GOALIE	GP	MIN	W-L-OT	SO	GA	SA	SV	GAA	SV%
Varlamov	2	80	1-0-0	0	5	45	40	3.76	.889
Aittokallio	1	40	0-1-0	0	3	18	15	4.50	.833



# COLUMBUS BLUE JACKETS

Inaugural Season:	2000-01	200 W. Nationwide Blvd., Columbus, OH 43215
Arena:	Nationwide Arena (18,144)	Phone: (614) 246-4625
Stanley Cup Titles:	None	Fax: (614) 246-4007
Head Coach	Todd Richards	Website: www.bluejackets.com
Associate Coach	Craig Hartsburg	Team Colors: Red, White, Capital Blue
Assistant Coach	Brad Larsen	
Vice President of Communications	Todd Sharrock	
Majority Owner, Governor	John P. McConnell	
President, Alternate Governor	Mike Priest	
President of Hockey Operations, Alternate Governor	John Davidson	

## 2014-2015 SCHEDULE

DATE	SITE	TIME
November 8	Columbus	7:00 PM
December 6	Tampa Bay	7:00 PM
January 31	Tampa Bay	7:30 PM

## SERIES INFORMATION

Last Lightning Win: Apr. 11, 2014 (Columbus 2 @ Lightning 3)	Last Lightning Win at Home: Apr. 11, 2014 (Columbus 2 @ Lightning 3)
Last Columbus Win: Jan. 13, 2014 (Lightning 2 @ Columbus 3)	Last Columbus Win at Home: Jan. 13, 2014 (Lightning 2 @ Columbus 3)
Last Tie: Oct. 23, 2002 (Lightning 2 @ Columbus 2)	Last Lightning Win at Columbus: Dec. 17, 2011 (Lightning 3 @ Columbus 2)
Last Lightning Overtime Win: Mar. 24, 2009 (Columbus 1 @ Lightning 2)	Last Columbus Win at Tampa Bay: Jan. 2, 2004 (Columbus 2 @ Lightning 0)
Last Columbus Overtime Win: None	Most Goals by Lightning: 4, Twice, Jan. 24, 2012 (Columbus 2 @ Lightning 4)
Last Lightning Shootout Win: Jan. 18, 2011 (Columbus 2 @ Lightning 3)	Most Goals by Columbus: 5, Mar. 9, 2008 (Lightning 3 @ Columbus 5)
Last Columbus Shootout Win: None	Most Goals by Both Teams: 8, Mar. 9, 2008 (Lightning 3 @ Columbus 5)
Last Lightning Shutout: Oct. 23, 2003 (Lightning 1 @ Columbus 0)	Last Lightning Hat Trick: None
Last Columbus Shutout: Dec. 3, 2013 (Lightning 0 @ Columbus 1)	Last Columbus Hat Trick: None

## ALL-TIME SERIES

SEASON	OVERALL								HOME								ROAD										
	GP	W	L	T	OTL	PTS	GF	GA	GP	W	L	T	OTL	PTS	GF	GA	GP	W	L	T	OTL	PTS	GF	GA			
2013-14	3	1	2	-	-	2	5	6	1	1	0	-	-	2	3	2	2	0	2	-	0	2	4	-			
2012-13	-	-	-	-	-	-	-	-	-	-	-	-	-	-	-	-	-	-	-	-	-	-	-	-			
2011-12	2	2	0	-	0	4	7	4	1	1	0	-	0	2	4	2	1	1	0	-	0	2	3	2			
2010-11	1	1	0	-	0	2	2	2	1	1	0	0	-	2	2	2	-	-	-	-	-	-	-	-			
2009-10	1	0	1	-	0	0	2	3	-	-	-	-	-	-	-	-	1	0	1	-	0	0	2	3			
2008-09	1	1	0	-	0	2	2	1	1	1	0	-	0	2	2	1	-	-	-	-	-	-	-	-			
2007-08	1	0	1	-	0	0	3	5	-	-	-	-	-	-	-	-	1	0	1	-	0	0	3	5			
2006-07	-	-	-	-	-	-	-	-	-	-	-	-	-	-	-	-	-	-	-	-	-	-	-	-			
2005-06	1	1	0	-	0	2	4	2	1	1	0	-	0	2	4	2	-	-	-	-	-	-	-	-			
2004-05	DID NOT PLAY																										
2003-04	2	1	1	0	0	2	1	2	1	0	1	0	0	0	0	2	1	1	0	0	0	2	1	0			
2002-03	1	0	0	1	0	1	2	2	-	-	-	-	-	-	-	-	1	0	0	1	0	1	2	2			
2001-02	1	1	0	0	0	2	1	0	1	1	0	0	0	2	1	0	0	0	0	0	0	0	0	0			
2000-01	2	1	1	0	0	2	5	4	1	1	0	0	0	2	4	1	1	0	1	0	0	0	1	3			
TOTALS	16	9	6	1	0	19	35	31	8	7	1	0	0	14	21	12	8	2	5	1	0	5	14	19			



# 2013-14 SEASON SUMMARY

WON: 1

LOST: 2

OT: 0

## AT TAMPA BAY LIGHTNING

DATE	TEAM	OPPONENT	ATTEND	GOALTENDERS	W GOAL
Apr 11, 2014	Lightning 3	Blue Jackets 2	18,686	Gudlevskis vs McElhinney	Eric Brewer

## AT CAROLINA COLUMBUS BLUE JACKETS

DATE	TEAM	OPPONENT	ATTEND	GOALTENDERS	W GOAL
Jan 13, 2014	Lightning 2	Blue Jackets 3	14,070	Bishop vs Bobrovsky	Mark Letestu
Dec 3, 2013	Lightning 0	Blue Jackets 1	10,223	Bishop vs McElhinney Bobrovsky	Nick Foligno



## GOALS BY PERIOD

	1ST	2ND	3RD	OT	TOTAL
LIGHTNING	0	5	0	0	5
BLUE JACKETS	0	3	3	0	6

## SHOTS BY PERIOD

	1ST	2ND	3RD	OT	TOTAL
LIGHTNING	27	29	20	0	76
BLUE JACKETS	28	33	26	0	87

## INDIVIDUAL SCORING

### TAMPA BAY LIGHTNING

Player	GP	G	A	P	+/-	PIM	PP	SH	GW	S	S%
Brewer	2	2	0	2	2	0	0	0	1	7	28.6
Killorn	3	1	1	2	0	0	1	0	0	5	20.0
Hedman	3	1	0	1	1	2	0	0	0	6	16.7
Palat	3	1	0	1	1	0	1	0	0	4	25.0
Carle	3	0	1	1	-3	2	0	0	0	4	0
Johnson	3	0	1	1	1	2	0	0	0	3	0
Gudas	2	0	1	1	0	4	0	0	0	2	0
Panik	2	0	1	1	1	6	0	0	0	4	0
St. Louis	2	0	1	1	0	0	0	0	0	7	0
Kostka	1	0	1	1	1	0	0	0	0	1	0
Paquette	1	0	1	1	1	0	0	0	0	0	0
Brown	3	0	0	0	1	0	0	0	0	1	0
Crambeen	3	0	0	0	-2	0	0	0	0	3	0
Kucherov	3	0	0	1	0	0	0	0	0	5	0
Sustr	3	0	0	0	-2	2	0	0	0	3	0
Thompson	3	0	0	0	0	0	0	0	0	6	0
Barberio	2	0	0	0	1	0	0	0	0	1	0
Filppula	2	0	0	0	-2	0	0	0	0	2	0
Purcell	2	0	0	0	-1	0	0	0	0	1	0
Aulie	1	0	0	0	0	0	0	0	0	1	0
Callahan	1	0	0	0	1	0	0	0	0	0	0
Cote	1	0	0	0	0	2	0	0	0	2	0
Malone	1	0	0	0	-1	0	0	0	0	1	0
Pyatt	1	0	0	0	-1	0	0	0	0	0	0
Salo	1	0	0	0	0	0	0	0	0	4	0
Stamkos	1	0	0	0	0	0	0	0	0	2	0
Tyrell	1	0	0	0	0	0	0	0	0	0	0

Power Play: 2-9 (22.2%)

Penalty Killing: 7-10 (70.0%)

### COLUMBUS BLUE JACKETS

Player	GP	G	A	P	+/-	PIM	PP	SH	GW	S	S%
Johansen	3	1	2	3	2	0	0	0	0	8	12.5
Johnson	3	0	3	3	1	4	0	0	0	6	0
Jenner	3	1	1	2	0	2	1	0	0	5	20.0
Letestu	3	1	0	1	0	0	1	0	1	9	11.1
Foligno	2	1	0	1	2	0	0	0	1	4	25.0
Savard	2	1	0	1	0	0	0	0	0	3	33.3
Horton	1	1	0	1	-1	2	1	0	0	3	33.3
Anisimov	3	0	1	1	-2	0	0	0	0	6	0
Murray	3	0	1	1	0	0	0	0	0	3	0
Wisniewski	3	0	1	1	0	0	0	0	0	3	0
Comeau	2	0	1	1	2	0	0	0	0	3	0
Atkinson	3	0	0	0	-1	0	0	0	0	7	0
Calvert	3	0	0	0	-1	0	0	0	0	3	0
Dubinsky	3	0	0	0	-1	6	0	0	0	8	0
Tropp	3	0	0	0	0	4	0	0	0	1	0
Tyutin	3	0	0	0	0	2	0	0	0	1	0
MacKenzie	2	0	0	0	-1	0	0	0	0	3	0
Nikitin	2	0	0	0	0	0	0	0	0	2	0
Skille	2	0	0	0	-1	0	0	0	0	1	0
Umberger	2	0	0	0	1	0	0	0	0	6	0
Boll	1	0	0	0	0	0	0	0	0	0	0
Prout	1	0	0	0	0	0	0	0	0	2	0
Schultz	1	0	0	0	-1	0	0	0	0	0	0

Power Play: 3-10 (30.0%)

Penalty Killing: 7-9 (77.8%)

## GOALTENDING

### TAMPA BAY LIGHTNING

GOALIE	GP	MIN	W-L-OT	SO	GA	SA	SV	GAA	SV%
Gudlevskis	1	60	1-0-0	0	2	38	36	2.01	.947
Bishop	1	59	0-1-0	0	1	21	20	1.02	.952
Lindback	1	59	0-1-0	0	3	28	25	3.07	.893

### COLUMBUS BLUE JACKETS

GOALIE	GP	MIN	W-L-OT	SO	GA	SA	SV	GAA	SV%
Bobrovsky	2	104	2-0-0	0	2	46	44	1.15	.957
McElhinney	2	74	0-1-0	0	3	30	27	2.43	.900



# DALLAS STARS

Inaugural Season:  
Arena:  
Stanley Cup Titles:  
Head Coach  
Assistant Coaches  
Vice President of Communications  
Owner and Governor  
President & CEO

1967-68 (Moved from Minnesota in 1993-94)  
American Airlines Center (18,532)  
1 (1999)  
Lindy Ruff  
Curt Fraser, James Patrick  
Tom Holy  
Tom Gaglardi  
James R. Lites

2601 Avenue of the Stars, Frisco, TX 75034  
Phone: (214) 387-5500  
Fax: (214) 387-5564  
Website: [www.dallasstars.com](http://www.dallasstars.com)  
Team Colors: Green, Gold, Black and White

## 2014-2015 SCHEDULE

DATE	SITE	TIME
February 5	Dallas	8:30 PM
March 7	Tampa Bay	7:00 PM

## SERIES INFORMATION

Last Lightning Win: Mar. 1, 2014 (Lightning 4 @ Dallas 2)

Last Dallas Win: Apr. 5, 2014 (Dallas 5 @ Lightning 2)

Last Tie: Oct. 21, 1996 (Lightning 3 @ Dallas 3)

Last Lightning Overtime Win: None

Last Dallas Overtime Win: Nov. 28, 2009 (Lightning 3 @ Dallas 4)

Last Lightning Shootout Win: None

Last Dallas Shootout Win: None

Last Lightning Shutout: None

Last Dallas Shutout: Dec. 10, 1997 (Lightning 0 @ Dallas 3)

Last Lightning Win at Home: Oct. 18, 2010 (Dallas 4 @ Lightning 5)

Last Dallas Win at Home: Nov. 28, 2009 (Lightning 3 @ Dallas 4, OT)

Last Lightning Win at Dallas: Mar. 1, 2014 (Lightning 4 @ Dallas 2)

Last Dallas Win at Tampa Bay: Apr. 5, 2014 (Dallas 5 @ Lightning 2)

Most Goals by Lightning: 6, Jan. 20, 2006 (Lightning 6 @ Dallas 3)

Most Goals by Dallas: 6, 3x, last: Nov. 20, 2000 (Lightning 2 @ Dallas 6)

Most Goals by Both Teams: 10, twice, last: Mar. 31, 1999 (Lightning 4 @ Dallas 6)

Last Lightning Hat Trick: None

Last Dallas Hat Trick: None

## ALL-TIME SERIES

SEASON	OVERALL									HOME									ROAD								
	GP	W	L	T	OTL	PTS	GF	GA		GP	W	L	T	OTL	PTS	GF	GA		GP	W	L	T	OTL	PTS	GF	GA	
2013-14	2	1	1	-	0	2	6	7		1	0	1	-	0	0	2	5		1	1	0	-	0	2	4	2	
2012-13	-	-	-	-	-	-	-	-		-	-	-	-	-	-	-	-		-	-	-	-	-	-	-	-	
2011-12	1	1	0	-	0	2	2	1		-	-	-	-	-	-	-	-		1	1	0	-	0	2	2	1	
2010-11	1	1	0	-	0	2	5	4		1	1	0	-	-	2	5	4		-	-	-	-	-	-	-	-	
2009-10	1	0	0	-	1	1	3	4		-	-	-	-	-	-	-	-		1	0	0	-	1	1	3	4	
2008-09	1	1	0	-	0	2	4	2		1	1	0	-	0	2	4	2		-	-	-	-	-	-	-	-	
2007-08	-	-	-	-	-	-	-	-		-	-	-	-	-	-	-	-		-	-	-	-	-	-	-	-	
2006-07	1	0	0	-	1	1	1	2		1	0	0	-	1	1	1	2		0	0	0	-	0	0	0	0	
2005-06	1	1	0	-	0	2	6	3		-	-	-	-	-	-	-	-		1	1	0	-	0	2	6	3	
2004-05	-	-	-	-	-	-	-	-		DID NOT PLAY									-	-	-	-	-	-	-	-	
2003-04	1	0	1	0	0	0	1	2		1	0	1	0	0	0	1	2		-	-	-	-	-	-	-	-	
2002-03	1	1	0	0	0	2	4	1		-	-	-	-	-	-	-	-		1	1	0	0	0	2	4	1	
2001-02	1	0	1	0	0	0	1	2		1	0	1	0	0	0	1	2		0	0	0	0	0	0	0	0	
2000-01	2	0	2	0	0	0	4	9		1	0	1	0	0	0	2	3		1	0	1	0	0	0	2	6	
1999-00	2	1	1	0	0	2	4	5		1	0	1	0	0	0	2	4		1	1	0	0	0	2	2	1	
1998-99	2	0	2	0	-	0	5	10		1	0	1	0	-	0	1	4		1	0	1	0	-	0	4	6	
1997-98	2	0	2	0	-	0	1	8		1	0	1	0	-	0	1	5		1	0	1	0	-	0	0	3	
1996-97	2	0	2	0	-	0	1	6		1	0	1	0	-	0	1	2		1	0	1	0	-	0	0	4	
1995-96	2	1	0	1	-	3	7	5		1	1	0	0	-	2	4	2		1	0	0	1	-	1	3	3	
1994-95	-	-	-	-	-	-	-	-		-	-	-	-	-	-	-	-		-	-	-	-	-	-	-	-	
1993-94	2	0	1	1	-	1	5	6		1	0	0	1	-	1	2	2		1	0	1	0	-	0	3	4	
1992-93	7	1	5	1	-	3	14	22		4	0	3	1	-	1	5	11		3	1	2	0	-	2	9	11	
TOTALS	32	9	18	3	2	23	74	99		17	3	11	2	1	9	32	50		15	6	7	1	1	14	42	49	



# 2013-14 SEASON SUMMARY

WON: 1

LOST: 1

OT: 0



## AT TAMPA BAY LIGHTNING

DATE	TEAM	OPPONENT	ATTEND	GOALTENDERS	W GOAL
Apr 5, 2014	Lightning 2	Stars 5	19,204	Bishop vs Lehtonen	Tyler Seguin

## AT DALLAS STARS

DATE	TEAM	OPPONENT	ATTEND	GOALTENDERS	W GOAL
Mar 1, 2014	Lightning 4	Stars 2	15,897	Bishop vs Lehtonen	Martin St. Louis

## GOALS BY PERIOD

	1ST	2ND	3RD	OT	TOTAL
LIGHTNING	2	3	1	0	6
STARS	3	2	2	0	7

## SHOTS BY PERIOD

	1ST	2ND	3RD	OT	TOTAL
LIGHTNING	19	23	8	0	50
STARS	19	25	25	0	69

## INDIVIDUAL SCORING

### TAMPA BAY LIGHTNING

Player	GP	G	A	P	+/-	PIM	PP	SH	GW	S	S%
Hedman	2	0	3	3	1	4	0	0	0	4	0
Palat	2	0	3	3	1	0	0	0	0	2	0
St. Louis	1	2	0	2	1	0	0	0	1	2	100.0
Thompson	2	1	1	2	1	0	0	0	0	2	50.0
Killorn	2	0	2	2	1	0	0	0	0	4	0
Salo	2	1	0	1	0	2	0	0	0	2	50.0
Stamkos	1	1	0	1	-2	0	0	0	0	2	50.0
Sustr	1	1	0	1	-1	0	0	0	0	2	50.0
Brewer	2	0	1	1	0	0	0	0	0	1	0
Malone	2	0	1	1	0	8	0	0	0	4	0
Brown	2	0	0	0	-2	0	0	0	0	2	0
Carle	2	0	0	0	-2	0	0	0	0	1	0
Gudas	2	0	0	0	0	10	0	0	0	1	0
Johnson	2	0	0	0	1	0	0	0	0	6	0
Kucherov	2	0	0	0	0	0	0	0	0	4	0
Purcell	2	0	0	0	-1	0	0	0	0	2	0
Aulie	1	0	0	0	-1	0	0	0	0	2	0
Barberio	1	0	0	0	1	0	0	0	0	1	0
Callahan	1	0	0	0	-1	0	0	0	0	2	0
Filppula	1	0	0	0	-2	0	0	0	0	2	0
Kostka	1	0	0	0	0	0	0	0	0	0	0
Namestnikov	1	0	0	0	0	0	0	0	0	1	0
Pyatt	1	0	0	0	0	0	0	0	0	1	0

Power Play: 0-6 (0.0%)

Penalty Killing: 8-8 (100.0%)

### DALLAS STARS

Player	GP	G	A	P	+/-	PIM	PP	SH	GW	S	S%
Fiddler	2	2	2	4	2	0	0	0	0	4	50.0
Ja. Benn	2	2	1	3	3	2	0	0	0	6	33.3
Roussel	2	2	1	3	1	2	0	0	0	5	40.0
Garbutt	2	0	3	3	1	4	0	0	0	3	0
Seguin	2	1	1	2	2	0	0	0	1	11	9.1
Jo. Benn	2	0	1	1	-1	0	0	0	0	2	0
Eakin	2	0	1	1	-3	0	0	0	0	7	0
Golligoski	2	0	1	1	1	0	0	0	0	2	0
Connauton	1	0	1	1	-1	0	0	0	0	0	0
Chiasson	2	0	0	0	-1	4	0	0	0	2	0
Cole	2	0	0	0	-2	0	0	0	0	3	0
Daley	2	0	0	0	2	0	0	0	0	6	0
Gonchar	2	0	0	0	0	0	0	0	0	6	0
Horcoff	2	0	0	0	0	0	0	0	0	2	0
Nichushkin	2	0	0	0	2	0	0	0	0	4	0
Dillon	1	0	0	0	1	0	0	0	0	1	0
Jeffrey	1	0	0	0	0	0	0	0	0	0	0
Nemeth	1	0	0	0	0	0	0	0	0	0	0
Peverley	1	0	0	0	-1	0	0	0	0	1	0
Rome	1	0	0	0	0	0	0	0	0	0	0
Sceviour	1	0	0	0	0	0	0	0	0	2	0
Whitney	1	0	0	0	-1	0	0	0	0	2	0

Power Play: 0-8 (0.0%)

Penalty Killing: 6-6 (100.0%)

## GOALTENDING

### TAMPA BAY LIGHTNING

GOALIE	GP	MIN	W-L-OT	SO	GA	SA	SV	GAA	SV%
Bishop	2	116	1-1-0	0	7	69	62	3.62	.899

### DALLAS STARS

GOALIE	GP	MIN	W-L-OT	SO	GA	SA	SV	GAA	SV%
Lehtonen	2	118	1-1-0	0	6	50	44	3.06	.880



# DETROIT RED WINGS

Inaugural Season:	1926-27	19 Steve Yzerman Drive, Detroit, MI 48226
Arena:	Joe Louis Arena (20,027)	Phone: (313) 471-7000
Stanley Cup Titles:	11 (1936, 1937, 1943, 1950, 1952, 1954, 1955, 1997, 1998, 2002, 2008)	Fax: (313) 567-0296
Head Coach	Mike Babcock	Website: www.detroitredwings.com
Assistant Coach	Tony Granato	Team Colors: Red and White
PR Coordinator	Kyle Kujawa	
Owner & Governor	Mike Ilitch	
Owner & Secretary	Marian Ilitch	
President & CEO, Ilitch Holdings	Christopher Ilitch	
Executive Vice President / General Manager	Ken Holland	

## 2014-2015 SCHEDULE

DATE	SITE	TIME
November 9	Detroit	6:00 PM
January 29	Tampa Bay	7:30 PM
March 20	Tampa Bay	7:30 PM
March 28	Detroit	2:00 PM

## SERIES INFORMATION

Last Lightning Win: Feb. 8, 2014 (Detroit 2 @ Lightning 4)

Last Detroit Win: Mar. 30, 2014 (Lightning 2 @ Detroit 3)

Last Tie: Mar. 8, 2004 (Lightning 1 @ Detroit 1)

Last Lightning Overtime Win: Nov. 9, 2013 (Lightning 3 @ Detroit 2)

Last Detroit Overtime Win: Feb. 26, 2002 (Detroit 4 @ Lightning 3)

Last Lightning Shootout Win: Dec. 12, 2013 (Detroit 1 @ Lightning 2)

Last Detroit Shootout Win: None

Last Lightning Shutout: Dec. 15, 2013 (Lightning 3 @ Detroit 0)

Last Detroit Shutout: Dec. 17, 2009 (Lightning 0 @ Detroit 3)

Last Lightning Win at Home: Feb. 8, 2014 (Detroit 2 @ Lightning 4)

Last Detroit Win at Home: Mar. 30, 2014 (Lightning 2 @ Detroit 3)

Last Lightning Win at Detroit: Dec. 15, 2013 (Lightning 3 @ Detroit 0)

Last Detroit Win at Tampa Bay: Feb. 17, 2011 (Detroit 6 @ Lightning 2)

Most Goals by Lightning: 7, Dec. 5, 1992 (Detroit 9 @ Lightning 7)

Most Goals by Detroit: 10, Nov. 23, 1992 (Lightning 5 @ Detroit 10)

Most Goals by Both Teams: 16, Dec. 5, 1992 (Detroit 9 @ Lightning 7)

Last Lightning Hat Trick: Wendel Clark, Mar. 19, 1999 (Detroit 5 @ Lightning 3)

Last Detroit Hat Trick: None

## ALL-TIME SERIES

SEASON	OVERALL									HOME									ROAD								
	GP	W	L	T	OTL	PTS	GF	GA		GP	W	L	T	OTL	PTS	GF	GA		GP	W	L	T	OTL	PTS	GF	GA	
2013-14	5	4	1	-	0	8	14	8		2	2	0	-	0	4	6	3		3	2	1	-	0	4	8	5	
2012-13	-	-	-	-	-	-	-	-		-	-	-	-	-	-	-	-		-	-	-	-	-	-	-	-	
2011-12	1	0	1	-	0	0	2	4		-	-	-	-	-	-	-	-		1	0	1	-	0	0	2	4	
2010-11	1	0	1	-	0	0	2	6		1	0	1	-	0	2	6	-		-	-	-	-	-	-	-	-	
2009-10	1	0	1	-	0	0	0	3		-	-	-	-	-	-	-	-		1	0	1	-	0	0	0	3	
2008-09	1	0	1	-	0	0	3	4		1	0	1	-	0	3	4	-		-	-	-	-	-	-	-	-	
2007-08	1	0	1	-	0	0	2	4		-	-	-	-	-	-	-	-		1	0	1	-	0	0	2	4	
2006-07	-	-	-	-	-	-	-	-		-	-	-	-	-	-	-	-		-	-	-	-	-	-	-	-	
2005-06	1	0	1	-	0	0	3	6		1	0	1	-	0	0	3	6		-	-	-	-	-	-	-	-	
2004-05	-	-	-	-	-	-	-	-		DID NOT PLAY									-	-	-	-	-	-	-	-	
2003-04	1	0	0	1	0	1	1	1		-	-	-	-	-	-	-	-		1	0	0	1	0	1	1	1	
2002-03	2	1	1	0	0	2	3	3		1	1	0	0	0	2	1	0		1	0	1	0	0	0	2	3	
2001-02	1	0	0	0	1	1	3	4		1	0	0	0	1	1	3	4		0	0	0	0	0	0	0	0	
2000-01	2	1	1	0	0	2	4	5		1	1	0	0	0	2	3	0		1	0	1	0	0	0	1	5	
1999-00	2	1	1	0	0	2	4	5		1	1	0	0	0	2	3	2		1	0	1	0	0	0	1	3	
1998-99	2	0	2	0	-	0	4	11		1	0	1	0	-	0	3	5		1	0	1	0	-	0	1	6	
1997-98	2	0	2	0	-	0	4	8		1	0	1	0	-	0	4	5		1	0	1	0	-	0	0	3	
1996-97	2	0	1	1	-	1	5	7		1	0	0	1	-	1	3	3		1	0	1	0	-	0	2	4	
1995-96	2	0	2	0	-	0	2	5		1	0	1	0	-	0	2	3		1	0	1	0	-	0	0	2	
1994-95	-	-	-	-	-	-	-	-		-	-	-	-	-	-	-	-		-	-	-	-	-	-	-	-	
1993-94	3	1	2	0	-	2	8	11		2	0	2	0	-	0	4	9		1	1	0	0	-	2	4	2	
1992-93	7	1	6	0	-	2	26	48		4	1	3	0	-	2	17	30		3	0	3	0	-	0	9	18	
TOTALS	37	9	25	2	1	21	90	143		19	6	11	1	1	14	57	80		18	3	14	1	0	7	33	63	





# 2013-14 SEASON SUMMARY

WON: 4

LOST: 1

OT: 0

## AT TAMPA BAY LIGHTNING

DATE	TEAM	OPPONENT	* - Overtime		W GOAL
			ATTEND	GOALTENDERS	
Feb 8, 2014	Lightning 4	Red Wings 2	19,204	Bishop vs. Howard	Alex Killorn
Dec 12, 2013**	Lightning 2	Red Wings 1	19,204	Bishop vs. Gustavsson	Martin St. Louis



## AT DETROIT RED WINGS

DATE	TEAM	OPPONENT	* - Overtime		W GOAL
			ATTEND	GOALTENDERS	
Mar 30, 2014	Lightning 2	Red Wings 3	20,066	Bishop vs. Gustavsson	David Legwand
Dec 15, 2013	Lightning 3	Red Wings 0	20,066	Bishop vs. Mrazek	Tyler Johnson
Nov 9, 2013*	Lightning 3	Red Wings 2	20,066	Bishop vs. Howard	Teddy Purcell

## GOALS BY PERIOD

	1ST	2ND	3RD	OT	TOTAL
LIGHTNING	2	4	6	1	13
RED WINGS	5	2	1	0	8

## SHOTS BY PERIOD

	1ST	2ND	3RD	OT	TOTAL
LIGHTNING	45	45	50	4	144
RED WINGS	47	54	41	5	147

## INDIVIDUAL SCORING

### TAMPA BAY LIGHTNING

Player	GP	G	A	P	+/-	PIM	PP	SH	GW	S	S%
Palet	5	2	1	3	3	6	1	0	0	10	20.0
Salo	5	1	2	3	5	0	0	0	0	6	16.7
Brown	4	1	2	3	1	0	0	0	0	9	11.1
Killorn	5	2	0	2	1	2	0	0	1	12	16.7
Johnson	5	1	1	2	2	4	0	0	1	12	8.3
Purcell	5	1	1	2	0	2	0	0	1	11	9.1
Filppula	4	1	1	2	1	0	0	0	0	11	9.1
Kucherov	4	1	1	2	3	0	0	0	0	9	11.1
Pyatt	1	1	1	2	2	0	0	0	0	1	100.0
Thompson	5	0	2	2	2	6	0	0	0	2	0
St. Louis	4	0	2	2	0	0	0	0	0	4	0
Hedman	3	0	2	2	4	2	0	0	0	4	0
Malone	2	1	0	1	0	0	0	0	0	4	25.0
Stamkos	2	1	0	1	0	0	0	0	0	6	16.7
Brewer	5	0	1	1	0	0	0	0	0	4	0
Carle	5	0	1	1	3	2	0	0	0	7	0
Panik	3	0	1	1	0	0	0	0	0	3	0
Barberio	5	0	0	0	0	2	0	0	0	5	0
Gudas	5	0	0	0	0	2	0	0	0	6	0
Sustr	3	0	0	0	-1	4	0	0	0	4	0
Crambeen	2	0	0	0	-2	0	0	0	0	2	0
Taormina	2	0	0	0	0	0	0	0	0	3	0
Tyrell	2	0	0	0	0	0	0	0	0	1	0
Callahan	1	0	0	0	1	0	0	0	0	3	0
Connolly	1	0	0	0	-1	0	0	0	0	1	0
Kostka	1	0	0	0	0	0	0	0	0	3	0
Namestnikov	1	0	0	0	0	0	0	0	0	0	0

Power Play: 1-16 (6.2%)

Penalty Killing: 16-17 (94.1%)

### DETROIT RED WINGS

Player	GP	G	A	P	+/-	PIM	PP	SH	GW	S	S%
Zetterberg	2	2	0	0	-1	0	0	0	0	6	33.3
Alfredsson	5	1	1	2	-1	0	0	0	0	18	5.6
Nyquist	4	1	1	2	-2	0	0	0	0	10	10.0
Legwand	1	1	1	2	0	0	1	0	1	6	16.7
DeKeyser	3	0	2	2	3	0	0	0	0	4	0.0
Andersson	5	1	0	1	-1	0	0	0	0	4	25.0
Quincey	5	1	0	1	1	6	0	0	0	9	11.1
Jurco	3	1	0	1	1	2	0	0	0	7	14.3
Kronwall	5	0	1	1	-6	2	0	0	0	12	0
Datsyuk	4	0	1	1	-2	2	0	0	0	5	0
Smith	4	0	1	1	0	4	0	0	0	2	0
Franzen	3	0	1	1	1	2	0	0	0	10	0
Helm	3	0	1	1	0	0	0	0	0	3	0
Sheahan	2	0	1	1	1	0	0	0	0	3	0
Lashoff	5	0	0	0	-1	0	0	0	0	4	0
Miller	5	0	0	0	-4	0	0	0	0	7	0
Tatar	5	0	0	0	-1	2	0	0	0	7	0
Abdelkader	4	0	0	0	-4	2	0	0	0	13	0
Glendening	4	0	0	0	-2	0	0	0	0	2	0
Kindl	4	0	0	0	-3	0	0	0	0	5	0
Bertuzzi	3	0	0	0	-1	0	0	0	0	2	0
Clearly	3	0	0	0	-1	2	0	0	0	2	0
Ericsson	3	0	0	0	-2	4	0	0	0	3	0
Eaves	2	0	0	0	-1	0	0	0	0	3	0
Emmerton	1	0	0	0	0	0	0	0	0	0	0
Ouellet	1	0	0	0	0	0	0	0	0	0	0
Samuelsson	1	0	0	0	0	0	0	0	0	0	0

Power Play: 1-17 (5.9%)

Penalty Killing: 15-16 (93.8%)

## GOALTENDING

### TAMPA BAY LIGHTNING

GOALIE	GP	MIN	W-L-OT	SO	GA	SA	SV	GAA	SV%
Bishop	5	308	4-1-0	1	8	147	139	1.56	.946

### DETROIT RED WINGS

GOALIE	GP	MIN	W-L-OT	SO	GA	SA	SV	GAA	SV%
Gustavsson	2	125	1-0-1	0	3	55	52	1.44	0.945
Mrazek	1	58	0-1-0	0	2	26	24	2.03	0.923
Howard	2	124	0-1-1	0	6	61	55	2.91	0.902



# EDMONTON OILERS

Inaugural Season:	1979-80	Edmonton Oilers Hockey Club
Arena:	Rexall Place (16,839)	11230-110th Street, Edmonton, AB T5G 3H7
Stanley Cup Titles:	5 (1984, 1985, 1987, 1988, 1990)	Phone: (780) 414-4625
Head Coach:	Dallas Eakins	Fax: (780) 409-5890
Associate Coach:	Keith Acton	Website: www.edmontonoilers.com
Assistant Coach:	Rocky Thompson, Craig Ramsey	Team Colors: Blue, Orange, White
Media & Communications Managers:	J.J. Hebert, Patrick Garland, Shawn May	
President & CEO:	Patrick LaForge	
President, Hockey Operations:	Kevin Lowe	
General Manager:	Craig MacTavish	

## 2014-2015 SCHEDULE

DATE	SITE	TIME
October 20	Edmonton	9:30 PM
January 15	Tampa Bay	7:30 PM

## SERIES INFORMATION

Last Lightning Win: Nov. 7, 2013 (Edmonton 2 @ Lightning 4)	Last Lightning Win at Home: Nov. 7, 2013 (Edmonton 2 @ Lightning 4)
Last Edmonton Win: Jan. 5, 2014 (Lightning 3 @ Edmonton 5)	Last Edmonton Win at Home: Jan. 5, 2014 (Lightning 3 @ Edmonton 5)
Last Tie: Dec. 12, 1996 (Edmonton 2 @ Lightning 2)	Last Lightning Win at Edmonton: Mar. 7, 2007 (Lightning 3 @ Edmonton 1)
Last Lightning Overtime Win: None	Last Edmonton Win at Tampa Bay: Dec. 9, 2009 (Edmonton 3 @ Lightning 2)
Last Edmonton Overtime Win: Mar. 13, 2001 (Edmonton 5 @ Lightning 4)	Most Goals by Lightning: 6, Oct. 20, 1992 (Edmonton 1 @ Lightning 6)
Last Lightning Shootout Win: Mar. 22, 2012 (Edmonton 2 @ Lightning 3)	Most Goals by Edmonton: 7, Jan. 28, 2000 (Edmonton 7 @ Lightning 3)
Last Edmonton Shootout Win: Dec. 10, 2010 (Lightning 3 @ Edmonton 4)	Most Goals by Both Teams: 10, Jan. 28, 2000 (Edmonton 7 @ Lightning 3)
Last Lightning Shutout: Jan. 3, 1996 (Lightning 5 @ Edmonton 0)	Last Lightning Hat Trick: None
Last Edmonton Shutout: Mar. 11, 1998 (Edmonton 2 @ Lightning 0)	Last Edmonton Hat Trick: None

## ALL-TIME SERIES

SEASON	OVERALL								HOME								ROAD							
	GP	W	L	T	OTL	PTS	GF	GA	GP	W	L	T	OTL	PTS	GF	GA	GP	W	L	T	OTL	PTS	GF	GA
2013-14	2	1	1	-	0	2	7	7	1	1	0	-	0	2	4	2	1	0	1	-	0	0	3	5
2012-13	-	-	-	-	-	-	-	-	-	-	-	-	-	-	-	-	-	-	-	-	-	-	-	
2011-12	1	1	0	-	0	2	3	2	1	1	0	-	0	2	3	2	-	-	-	-	-	-	-	
2010-11	1	0	0	-	1	1	3	4	-	-	-	-	-	-	-	-	1	0	0	-	1	1	3	
2009-10	1	0	1	-	0	0	2	3	1	0	1	-	0	0	2	3	-	-	-	-	-	-	-	
2008-09	1	0	1	-	0	0	3	5	-	-	-	-	-	-	-	-	1	0	1	-	0	0	3	
2007-08	1	1	0	-	0	2	4	3	1	1	0	-	0	2	4	3	-	-	-	-	-	-	-	
2006-07	1	1	0	-	0	2	3	1	-	-	-	-	-	-	-	-	1	1	0	-	0	2	3	
2005-06	-	-	-	-	-	-	-	-	-	-	-	-	-	-	-	-	-	-	-	-	-	-	-	
2004-05	DID NOT PLAY																							
2003-04	1	1	0	0	0	2	3	2	-	-	-	-	-	-	-	-	1	1	0	0	0	2	3	
2002-03	1	1	0	0	0	2	3	2	1	1	0	0	0	2	3	2	-	-	-	-	-	-	-	
2001-02	2	0	2	0	0	0	3	5	1	0	1	0	0	0	2	3	1	0	1	0	0	0	1	
2000-01	1	0	0	0	1	1	4	5	1	0	0	0	1	1	4	5	-	-	-	-	-	-	-	
1999-00	2	0	2	0	0	0	4	12	1	0	1	0	0	0	3	7	1	0	1	0	0	0	1	
1998-99	2	1	1	0	-	2	3	5	1	0	1	0	-	0	1	4	1	1	0	0	-	2		
1997-98	2	0	2	0	-	0	2	6	1	0	1	0	-	0	0	2	1	0	1	0	-	0		
1996-97	2	0	1	1	-	1	3	5	1	0	0	1	-	1	2	2	1	0	1	0	-	0		
1995-96	2	1	1	0	-	2	8	4	1	0	1	0	-	0	3	4	1	1	0	0	-	2		
1994-95	-	-	-	-	-	-	-	-	-	-	-	-	-	-	-	-	-	-	-	-	-	-		
1993-94	2	0	1	1	-	1	6	7	1	0	0	1	-	1	4	4	1	0	1	0	-	0		
1992-93	4	2	2	0	-	4	13	8	2	2	0	0	-	4	9	2	2	0	2	0	-	0		
TOTALS	29	10	15	2	2	24	77	86	15	6	6	2	1	15	44	45	14	4	9	0	1	9		



# 2013-14 SEASON SUMMARY

WON: 1

LOST: 1

OT: 0



## AT TAMPA BAY LIGHTNING

DATE	TEAM	OPPONENT	ATTEND	GOALTENDERS	W GOAL
Nov 7, 2013	Lightning 4	Oilers 2	18,695	Bishop vs Dubnyk	Tyler Johnson

## AT EDMONTON OILERS

DATE	TEAM	OPPONENT	ATTEND	GOALTENDERS	W GOAL
Jan 5, 2014	Lightning 3	Oilers 5	16,839	Bishop, Lindback vs Bryzgalov	Boyd Gordon

## GOALS BY PERIOD

	1ST	2ND	3RD	OT	TOTAL
LIGHTNING	3	3	1	0	7
OILERS	4	0	3	0	7

## SHOTS BY PERIOD

	1ST	2ND	3RD	OT	TOTAL
LIGHTNING	14	23	16	0	53
OILERS	24	25	17	0	66

## INDIVIDUAL SCORING

### TAMPA BAY LIGHTNING

Player	GP	G	A	P	+/-	PIM	PP	SH	GW	S	S%
Filipula	2	2	0	2	1	0	0	0	0	4	50.0
Stamkos	1	2	0	2	2	0	0	0	0	5	40.0
Johnson	2	1	1	2	0	0	0	0	1	4	25.0
Carle	2	0	2	2	4	0	0	0	0	1	0
Gudas	2	0	2	2	4	2	0	0	0	4	0
Hedman	2	1	0	1	-1	0	0	0	0	4	25.0
Kucherov	1	1	0	1	-2	0	1	0	0	4	25.0
Palat	2	0	1	1	0	2	0	0	0	2	0
Panik	2	0	1	1	1	0	0	0	0	4	0
Purcell	2	0	1	1	1	0	0	0	0	4	0
Brewer	2	0	0	0	-2	2	0	0	0	0	0
Killorn	2	0	0	0	2	4	0	0	0	2	0
Malone	2	0	0	0	0	2	0	0	0	1	0
Salo	2	0	0	0	-1	2	0	0	0	1	0
St. Louis	2	0	0	0	2	0	0	0	0	3	0
Thompson	2	0	0	0	-2	0	0	0	0	5	0
Barberio	1	0	0	0	0	0	0	0	0	0	0
Brown	1	0	0	0	-1	0	0	0	0	1	0
Connolly	1	0	0	0	0	0	0	0	0	0	0
Cote	1	0	0	0	0	0	0	0	0	2	0
Crombeen	1	0	0	0	0	0	0	0	0	2	0
Sustr	1	0	0	0	0	0	0	0	0	0	0

Power Play: 1-3 (33.3%)

Penalty Killing: 3-5 (60.0%)

### EDMONTON OILERS

Player	GP	G	A	P	+/-	PIM	PP	SH	GW	S	S%
Eberle	2	2	2	4	-2	0	1	0	0	10	20.0
Hall	2	2	1	3	0	2	1	0	0	12	16.7
Gagner	2	0	2	2	1	0	0	0	0	5	0
Hemsky	2	0	2	2	0	2	0	0	0	5	0
Smyth	2	0	2	2	-1	2	0	0	0	5	0
Gazdic	2	1	0	1	1	0	0	0	0	3	33.3
Gordon	2	1	0	1	0	0	0	0	1	4	25.0
Fedun	1	1	0	1	-1	0	0	0	0	2	50.0
Ference	2	0	1	1	0	2	0	0	0	0	0
Jones	2	0	1	1	1	0	0	0	0	1	0
Nugent-Hopkins	2	0	1	1	-2	0	0	0	0	5	0
Schultz	1	0	1	1	2	2	0	0	0	0	0
Arcobello	2	0	0	0	-1	0	0	0	0	3	0
Petry	2	0	0	0	-1	0	0	0	0	1	0
Schultz	2	0	0	0	0	0	0	0	0	1	0
Yakupov	2	0	0	0	-1	0	0	0	0	2	0
Hunt	1	0	0	0	0	0	0	0	0	1	0
Larsen	1	0	0	0	-1	2	0	0	0	3	0
Marincin	1	0	0	0	0	0	0	0	0	0	0
Umak	1	0	0	0	-1	0	0	0	0	0	0
Perron	1	0	0	0	0	0	0	0	0	2	0
Smid	1	0	0	0	-1	0	0	0	0	1	0

Power Play: 2-5 (40.0%)

Penalty Killing: 2-3 (66.7%)

## GOALTENDING

### TAMPA BAY LIGHTNING

GOALIE	GP	MIN	W-L-OT	SO	GA	SA	SV	GAA	SV%
Bishop	2	64	1-0-0	0	3	41	38	2.80	.927
Lindback	1	53	0-1-0	0	4	25	21	4.51	.840

### EDMONTON OILERS

GOALIE	GP	MIN	W-L-OT	SO	GA	SA	SV	GAA	SV%
Bryzgalov	1	60	1-0-0	0	3	27	24	3.00	.889
Dubnyk	1	58	0-1-0	0	3	25	22	3.08	.880



# FLORIDA PANTHERS

Inaugural Season:	1993-94	One Panther Parkway, Sunrise, FL 33323
Arena:	BBGT Center (15,720)	Phone: (954) 835-7000
Stanley Cup Titles:	None	Fax: (954) 835-7700
Head Coach	Gerard Gallant	Website: www.floridapanthers.com
Assistant Coaches	John Madden, Mike Kelly, Mark Morris	Team Colors: Red, Navy Blue, Yellow and Gold
Media & Communications Managers	Adelyn Biedenbach, Justin Copertino, Amanda Cifu	
Chairman, Owner & Governor	Vincent Viola	
Chief Executive Officer & President	Rory Babich	
Executive Vice President & General Manager,	Dave Tallon	
Hockey & Business Operations & Alternate Governor		

## 2014-2015 SCHEDULE

DATE	SITE	TIME
October 9	Tampa Bay	7:30 PM
March 1	Florida	5:00 PM
March 24	Tampa Bay	7:30 PM
April 4	Florida	7:00 PM

## SERIES INFORMATION

Last Lightning Win: Mar. 13, 2014 (Florida 4 @ Lightning 5)	Last Lightning Win at Home: Mar. 13, 2014 (Florida 4 @ Lightning 5)
Last Florida Win: Apr. 27, 2013 (Florida 5 @ Lightning 3)	Last Panthers Win at Home: Oct. 15, 2011 (Lightning 2 @ Florida 3, SO)
Last Tie: Dec. 31, 2003 (Florida 2 @ Lightning 2)	Last Lightning Win at Florida: Dec. 23, 2013 (Lightning 6 @ Florida 1)
Last Lightning Overtime Win: Oct. 27, 2013 (Lightning 4 @ Florida 3, SO)	Last Panthers Win at Tampa Bay: Apr. 27, 2013 (Florida 5 @ Lightning 3)
Last Florida Overtime Win: Mar. 12, 2010 (Lightning 3 @ Florida 4)	Most Goals by Lightning: 7, Oct. 10, 2013 (Florida 2 @ Lightning 7)
Last Lightning Shootout Win: Oct. 27, 2013 (Lightning 4 @ Florida 3)	Most Goals by Panthers: 8, Feb. 28, 2006 (Florida 8 @ Lightning 2)
Last Florida Shootout Win: Apr. 2, 2013 (Florida 3 @ Tampa Bay 2)	Most Goals by Both Teams: 12, Jan. 1, 2000 (Lightning 5 @ Florida 7)
Last Lightning Shutout: Mar. 1, 1997 (Florida 0 @ Lightning 2)	Last Lightning Hat Trick: Steven Stamkos, Oct. 10, 2013 (Florida 2 @ Lightning 7)
Last Panthers Shutout: Oct. 16, 2010 (Lightning 0 @ Florida 6)	Last Panthers Hat Trick: Pavel Bure (4), Jan. 1, 2000 (Lightning 5 @ Florida 7)

## ALL-TIME SERIES

SEASON	OVERALL									HOME									ROAD								
	GP	W	L	T	OTL	PTS	GF	GA		GP	W	L	T	OTL	PTS	GF	GA		GP	W	L	T	OTL	PTS	GF	GA	
2013-14	4	4	0	-	0	8	22	10		2	2	0	-	0	4	12	6		2	2	0	-	0	4	10	4	
2012-13	5	3	2	-	1	7	21	17		3	1	2	-	1	3	12	10		2	2	0	-	0	4	9	7	
2011-12	6	4	1	-	1	9	24	17		3	2	1	-	0	4	15	11		3	2	0	-	1	5	9	8	
2010-11	6	2	1	-	3	7	14	20		3	1	0	-	2	4	9	9		3	1	1	-	1	3	5	11	
2009-10	6	3	3	-	0	6	16	19		3	2	1	-	0	4	9	8		3	1	2	-	0	2	7	11	
2008-09	6	3	2	-	1	7	20	22		3	1	1	-	1	3	12	12		3	2	1	-	0	4	8	10	
2007-08	8	4	4	-	0	8	24	23		4	3	1	-	0	6	10	6		4	1	3	-	0	2	14	17	
2006-07	8	3	4	-	1	7	25	33		4	2	2	-	0	4	11	15		4	1	2	-	1	3	14	18	
2005-06	8	2	4	-	2	6	20	31		4	2	1	-	1	5	10	13		4	0	3	-	1	1	10	18	
2004-05																											
2003-04	6	3	2	1	0	7	15	16		3	2	0	1	0	5	9	7		3	1	2	0	0	2	6	9	
2002-03	5	3	0	2	0	8	18	10		2	1	0	1	0	3	4	2		3	2	0	1	0	5	14	8	
2001-02	5	3	2	0	0	6	10	14		3	1	2	0	0	2	4	10		2	2	0	0	0	4	6	4	
2000-01	5	3	0	0	2	8	13	11		2	2	0	0	0	4	6	4		3	1	0	0	2	4	7	7	
1999-00	5	0	4	1	0	1	14	25		3	0	3	0	0	0	6	15		2	0	1	1	0	1	8	10	
1998-99	5	0	5	0	-	0	5	17		2	0	2	0	-	0	2	5		3	0	3	0	-	0	3	12	
1997-98	5	1	2	2	-	4	10	9		3	1	0	2	-	4	9	5		2	0	2	0	-	0	1	4	
1996-97	5	1	2	2	-	4	10	12		2	1	0	1	-	3	5	3		3	0	2	1	-	1	5	9	
1995-96	6	3	3	0	-	6	14	20		3	1	2	0	-	2	9	14		3	2	1	0	-	4	5	6	
1994-95	4	1	3	0	-	2	7	14		2	1	1	0	-	2	4	6		2	0	2	0	-	0	3	8	
1993-94	5	0	3	2	-	2	6	11		3	0	2	1	-	1	2	6		2	0	1	1	-	1	4	5	
TOTALS	113	46	46	10	11	113	305	351		57	26	20	6	5	63	158	167		56	20	26	4	6	50	147	184	



2013-14 SEASON SUMMARY

WON: 4                      LOST: 0                      OT: 0

AT TAMPA BAY LIGHTNING

DATE	TEAM	OPPONENT	ATTEND	GOALTENDERS	W GOAL
13 Mar '14	Lightning 5	Panthers 4	18,324	Bishop vs Ellis	Steven Stamkos
10 Oct '13	Lightning 7	Panthers 2	19,204	Bishop vs Clemmensen, Markstrom	Steven Stamkos

AT FLORIDA PANTHERS

AT FLORIDA PANTHERS

			* - Overtime	** - Shootout		
DATE	TEAM	OPPONENT	ATTEND	GOALTENDERS		W GOAL
23 Dec '13	Lightning 6	Panthers 1	15,942	Bishop vs Clemmensen		Tyler Johnson
27 Oct '13 **	Lightning 4	Panthers 3	12,336	Lindback vs Markstrom		Steven Stamkos



GOALS BY PERIOD

	1ST	2ND	3RD	OT	TOTAL
LIGHTNING	7	8	6	0	21
PANTHERS	4	1	5	0	10

SHOTS BY PERIOD

	1ST	2ND	3RD	OT	TOTAL
LIGHTNING	33	47	38	2	120
PANTHERS	38	34	34	3	109

INDIVIDUAL SCORING

TAMPA BAY LIGHTNING

Player	GP	G	A	P	+/-	PIM	PP	SH	GW	S	S%
Stamkos	3	5	3	8	5	0	2	1	2	10	50.0
Filppula	4	3	4	7	3	0	2	0	0	7	42.9
St. Louis	3	3	3	6	6	2	0	0	0	12	25.0
Purcell	4	0	5	5	4	2	0	0	0	9	0
Killorn	4	1	3	4	3	2	0	0	0	7	14.3
Carle	4	0	4	4	4	4	0	0	0	3	0
Hedman	4	0	4	4	4	4	0	0	0	6	0
Palet	4	1	2	3	2	2	0	0	0	5	20.0
Salo	4	1	2	3	-1	2	0	0	0	6	16.7
Malone	2	0	3	3	2	0	0	0	0	5	0
Johnson	4	2	0	2	1	0	0	0	1	8	25.0
Brown	2	2	0	2	0	0	0	0	0	7	28.6
Kucherov	2	0	2	2	0	0	0	0	0	2	0
Gudas	4	1	0	1	3	24	1	0	0	8	12.5
Callahan	1	1	0	1	1	0	0	0	0	4	25.0
Kostka	1	1	0	1	1	0	0	0	0	4	25.0
Panik	3	0	1	1	-2	4	0	0	0	1	0
Cote	1	0	1	1	1	0	0	0	0	2	0
Thompson	4	0	0	0	0	0	0	0	0	4	0
Brewer	3	0	0	0	0	0	0	0	0	2	0
Crambeeen	3	0	0	0	0	5	0	0	0	4	0
Sustr	3	0	0	0	3	0	0	0	0	3	0
Labrie	2	0	0	0	0	4	0	0	0	0	0
Pyatt	2	0	0	0	1	2	0	0	0	1	0
Barberio	1	0	0	0	3	0	0	0	0	0	0

Power Play: 5-16 31.2%  
Penalty Killing: 11-14 78.6%

FLORIDA PANTHERS

Player	GP	G	A	P	+/-	PIM	PP	SH	GW	S	S%
Boyes	4	2	1	3	-3	0	1	0	0	8	25.0
Bjugstad	3	1	2	3	-1	0	0	0	0	6	16.7
Upshall	4	1	1	2	-1	4	1	0	0	6	16.7
Fleischmann	3	1	1	2	-5	0	1	0	0	9	11.0
Pirri	1	1	1	2	0	0	0	0	0	3	33.3
Cambell	4	0	2	2	2	2	0	0	0	7	0
Kulikov	4	0	2	2	-5	2	0	0	0	8	0
Huberdeau	4	1	0	1	-2	4	0	0	0	3	33.3
Matthias	3	1	0	1	-1	0	0	0	0	5	20.0
Bergenheim	2	1	0	1	-2	0	1	0	0	5	20.0
Howden	1	1	0	1	0	2	0	0	0	2	50.0
Barkov	3	0	1	1	-1	0	0	0	0	6	0
Goc	3	0	1	1	-5	2	0	0	0	6	0
Gomez	3	0	1	1	-1	0	0	0	0	2	0
Hayes	2	0	1	1	1	0	0	0	0	3	0
Petrovic	2	0	1	1	1	4	0	0	0	1	0
Versteeg	2	0	1	1	0	0	0	0	0	2	0
Winchester	2	0	1	1	1	4	0	0	0	4	0
Gilbert	4	0	0	0	-2	2	0	0	0	3	0
Kopecky	3	0	0	0	-2	2	0	0	0	8	0
Weaver	3	0	0	0	-7	2	0	0	0	2	0
Barch	2	0	0	0	-1	0	0	0	0	1	0
Crabb	2	0	0	0	-1	0	0	0	0	1	0
Gudbranson	2	0	0	0	-3	5	0	0	0	2	0
Olsen	2	0	0	0	0	2	0	0	0	0	0
Gilroy	1	0	0	0	1	0	0	0	0	2	0
Jovanovski	1	0	0	0	-3	0	0	0	0	0	0
Trocheck	1	0	0	0	-1	0	0	0	0	1	0
Whitney	1	0	0	0	-3	0	0	0	0	3	0

Power Play: 3-14 21.4%  
Penalty Killing: 11-16 68.8%

GOALTENDING

TAMPA BAY LIGHTNING

GOALIE	GP	MIN	W-L-OT	SO	GA	SA	SV	GAA	SV%
Bishop	3	180	3-0-0	0	7	77	70	2.33	.909
Lindback	1	65	1-0-0	0	3	32	29	2.77	.906

FLORIDA PANTHERS

GOALIE	GP	MIN	W-L-OT	SO	GA	SA	SV	GAA	SV%
Markstrom	2	114	0-1-0	0	9	52	43	4.73	.827
Clemmensen	2	71	0-1-0	0	7	40	33	5.93	.825
Ellis	1	59	0-1-0	0	5	28	23	5.06	.821



# LOS ANGELES KINGS

Inaugural Season:	1967-68	1111 South Figueroa Street, Los Angeles, CA 90015
Arena:	STAPLES Center (18,230)	Phone: (213) 742-7100
Stanley Cup Titles:	2 (2012, 2014)	Fax: (310) 535-4525
Head Coach	Darryl Sutter	Website: www.lakings.com
Assistant Coaches	John Stevens, Davis Payne	Team Colors: Purple, Silver, Black and White
Media & Communications Managers	Jeff Moeller, Mike Kalinowski, Jeremy Zager	
Owners	Philip F. Anschutz, Edward P. Roski, Jr.	
Governor	Dan Beckerman	
President, General Manager, Alternate Governor	Dean Lombardi	

## 2014-2015 SCHEDULE

DATE	SITE	TIME
February 7	Tampa Bay	5:00 PM
February 16	Los Angeles	10:30 PM

## SERIES INFORMATION

Last Lightning Win: Oct. 15, 2013 (Los Angeles 1 @ Lightning 5)

Last Los Angeles Win: Nov. 19, 2013 (Lightning 2 @ Los Angeles)

Last Tie: Mar. 20, 2003 (Lightning 2 @ Los Angeles 2)

Last Lightning Overtime Win: None

Last Los Angeles Overtime Win: Nov. 6, 2003 (Los Angeles 1 @ Lightning 0)

Last Lightning Shootout Win: Feb. 6, 2007 (Lightning 3 @ Los Angeles 2)

Last Los Angeles Shootout Win: Nov. 14, 2009 (Los Angeles 2 @ Lightning 1)

Last Lightning Shutout: Oct. 25, 2001 (Los Angeles 0 @ Lightning 3)

Last Los Angeles Shutout: Nov. 4, 2010 (Lightning 0 @ Los Angeles 1)

Last Lightning Win at Home: Oct. 15, 2013 (Los Angeles 1 @ Lightning 5)

Last Los Angeles Win at Home: Nov. 19, 2013 (Lightning 2 @ Los Angeles 5)

Last Lightning Win at Los Angeles: Jan. 12, 2009 (Lightning 3 @ Los Angeles 1)

Last Los Angeles Win at Tampa Bay: Feb. 7, 2012 (Los Angeles 3 @ Lightning 1)

Most Goals by Lightning: 6, Jan. 6, 1993 (Lightning 6 @ Los Angeles 3)

Most Goals by Los Angeles: 5, 4x, last: Nov. 19, 2013 (Lightning 2 @ Los Angeles 5)

Most Goals by Both Teams: 9, twice, last: Dec. 4, 1993 (Lightning 5 @ Los Angeles 4)

Last Lightning Hat Trick: None

Last Los Angeles Hat Trick: Luc Robitaille, Oct. 7, 1999 (Los Angeles 5 @ Lightning 2)

## ALL-TIME SERIES

SEASON	OVERALL									HOME									ROAD								
	GP	W	L	T	OTL	PTS	GF	GA		GP	W	L	T	OTL	PTS	GF	GA		GP	W	L	T	OTL	PTS	GF	GA	
2013-14	2	1	1	-	0	2	7	6		1	1	0	-	0	2	5	1		1	0	1	-	0	0	2	5	
2012-13	-	-	-	-	-	-	-	-		-	-	-	-	-	-	-	-		-	-	-	-	-	-	-	-	
2011-12	1	0	1	-	0	0	1	3		1	0	1	-	0	0	1	3		-	-	-	-	-	-	-	-	
2010-11	1	0	1	-	0	0	0	1		-	-	-	-	-	-	-	-		1	0	1	-	0	0	0	1	
2009-10	1	0	0	-	1	1	1	1		1	0	0	-	1	1	1	1		-	-	-	-	-	-	-	-	
2008-09	1	1	0	-	0	2	3	1		-	-	-	-	-	-	-	-		1	1	0	-	0	2	3	1	
2007-08	-	-	-	-	-	-	-	-		-	-	-	-	-	-	-	-		-	-	-	-	-	-	-	-	
2006-07	1	1	0	-	0	2	2	2		1	1	0	-	0	2	2	2		-	-	-	-	-	-	-	-	
2005-06	1	1	0	-	0	2	4	1		-	-	-	-	-	-	-	-		1	1	0	-	0	2	4	1	
2004-05																											
2003-04	1	0	0	0	1	1	0	1		1	0	0	0	1	1	0	1		-	-	-	-	-	-	-	-	
2002-03	2	1	0	1	0	3	6	4		1	1	0	0	0	2	4	2		1	0	0	1	0	1	2	2	
2001-02	2	2	0	0	0	4	4	0		1	1	0	0	0	2	3	0		1	1	0	0	0	2	1	0	
2000-01	1	1	0	0	0	2	4	3		-	-	-	-	-	-	-	-		1	1	0	0	0	2	4	3	
1999-00	2	0	1	1	0	1	5	8		1	0	1	0	0	0	2	5		1	0	0	1	0	1	3	3	
1998-99	2	2	0	0	-	4	6	2		2	1	0	0	-	2	3	2		1	1	0	0	-	2	3	0	
1997-98	2	0	2	0	-	0	3	8		1	0	1	0	-	0	1	3		1	0	1	0	-	0	2	5	
1996-97	2	2	0	0	-	4	5	1		1	1	0	0	-	2	3	0		1	1	0	0	-	2	2	1	
1995-96	2	2	0	0	-	4	7	1		1	1	0	0	-	2	2	0		1	1	0	0	-	2	5	1	
1994-95	-	-	-	-	-	-	-	-		-	-	-	-	-	-	-	-		-	-	-	-	-	-	-	-	
1993-94	2	1	1	0	-	2	8	8		1	0	1	0	-	0	3	4		1	1	0	0	-	2	5	4	
1992-93	3	2	1	0	-	4	11	10		1	0	1	0	-	0	2	5		2	2	0	0	-	4	9	5	
TOTALS	29	17	8	2	2	38	78	62		14	7	5	0	2	16	33	30		15	10	3	2	0	22	45	32	



# 2013-14 SEASON SUMMARY

WON: 1      LOST: 1      OT: 0

## AT TAMPA BAY LIGHTNING

DATE	TEAM	OPPONENT	ATTEND	GOALTENDERS	W GOAL
15 Oct '13	Lightning 5	Kings 1	16,310	Bishop vs. Quick, Scrivens	Ondrej Palat

## AT LOS ANGELES KINGS

DATE	TEAM	OPPONENT	ATTEND	GOALTENDERS	W GOAL
19 Nov '13	Lightning 2	Kings 5	18,118	Bishop vs. Scrivens	Justin Williams



## GOALS BY PERIOD

	1ST	2ND	3RD	OT	TOTAL
LIGHTNING	2	2	3	0	7
KINGS	2	3	1	0	6

## SHOTS BY PERIOD

	1ST	2ND	3RD	OT	TOTAL
LIGHTNING	18	9	19	0	46
KINGS	20	26	16	0	62

## INDIVIDUAL SCORING

### TAMPA BAY LIGHTNING

Player	GP	G	A	P	+/-	PIM	PP	SH	GW	S	S%
St. Louis	2	2	2	4	2	0	0	0	0	6	33.3
Hedman	2	1	1	2	-1	0	0	0	0	4	25.0
Malone	2	1	1	2	2	2	0	0	0	4	25.0
Palat	2	1	1	2	3	0	0	0	0	2	50.0
Purcell	2	1	1	2	2	0	0	0	1	1	100.0
Johnson	2	0	2	2	2	0	0	0	0	5	0
Stamkos	1	0	2	2	3	0	0	0	0	4	0
Filipula	2	1	0	1	1	0	1	0	0	2	50.0
Carle	2	0	1	1	0	0	0	0	0	0	0
Salo	2	0	1	1	2	4	0	0	0	2	0
Sustr	1	0	1	1	1	0	0	0	0	0	0
Brewer	2	0	0	0	1	0	0	0	0	1	0
Gudas	2	0	0	0	0	6	0	0	0	1	0
Killorn	2	0	0	0	-3	2	0	0	0	7	0
Labrie	2	0	0	0	-2	4	0	0	0	0	0
Panik	2	0	0	0	1	0	0	0	0	4	0
Thompson	2	0	0	0	-2	0	0	0	0	1	0
Brown	1	0	0	0	-2	0	0	0	0	0	0
Connolly	1	0	0	0	-3	2	0	0	0	1	0
Crombeen	1	0	0	0	-1	0	0	0	0	1	0
Korobov	1	0	0	0	0	0	0	0	0	0	0

Power Play: 1-7 (14.3%)  
Penalty Killing: 9-10 (90.0%)

### LOS ANGELES KINGS

Player	GP	G	A	P	+/-	PIM	PP	SH	GW	S	S%
Frattin	2	1	2	3	1	0	1	0	0	2	50.0
Kopitar	2	1	1	2	1	0	0	0	0	2	50.0
Voynov	2	1	1	2	1	0	0	0	0	7	14.3
Williams	2	1	1	2	1	2	0	0	1	4	25.0
Doughty	2	0	2	2	-1	2	0	0	0	6	0
Stoll	2	0	2	2	1	2	0	0	0	2	0.0
Brown	2	1	0	1	2	0	0	0	0	4	25.0
King	2	1	0	1	-1	0	0	1	0	4	25.0
Vey	1	0	1	1	1	0	0	0	0	0	0
Carcillo	2	0	0	0	-3	2	0	0	0	2	0
Lewis	2	0	0	0	-2	0	0	0	0	2	0
Martinez	2	0	0	0	-1	0	0	0	0	4	0
Mitchell	2	0	0	0	0	0	0	0	0	3	0
Regehr	2	0	0	0	-2	0	0	0	0	3	0
Richards	2	0	0	0	-2	0	0	0	0	2	0
Carter	1	0	0	0	-2	0	0	0	0	5	0
Clifford	1	0	0	0	1	0	0	0	0	1	0
Greene	1	0	0	0	0	2	0	0	0	1	0
Muzzin	1	0	0	0	1	4	0	0	0	4	0
Nolan	1	0	0	0	-2	0	0	0	0	1	0
Pearson	1	0	0	0	0	0	0	0	0	1	0
Toffoli	1	0	0	0	0	0	0	0	0	2	0

Power Play: 1-10 (10.0%)  
Penalty Killing: 6-7 (85.7%)

## GOALTENDING

### TAMPA BAY LIGHTNING

GOALIE	GP	MIN	W-L-OT	SO	GA	SA	SV	GAA	SV%
Bishop	2	119	1-1-0	0	6	62	56	3.02	.903

### LOS ANGELES KINGS

GOALIE	GP	MIN	W-L-OT	SO	GA	SA	SV	GAA	SV%
Scrivens	2	84	1-0-0	0	4	29	25	2.87	.862
Quick	1	36	0-1-0	0	3	17	14	4.95	.824



# MINNESOTA WILD

Inaugural Season:	2000-01	317 Washington Street, St. Paul, MN 55102
Arena:	Xcel Energy Center (18,064)	Phone: (651) 602-6000
Stanley Cup Titles:	None	Fax: (651) 222-1055
Head Coach:	Mike Yeo	Website: www.wild.com
Assistant Coaches:	Andrew Brunette, Darby Hendrickson, Rick Wilson, Darryl Sydor	Team Colors: Red, Green, Gold and Wheat
Media & Communications Managers:	Aaron Sickman, Ryan Stanzel, Carly Peters	
Owner, Governor:	Craig Leipold	
General Manager:	Chuck Fletcher	

## 2014-2015 SCHEDULE

DATE	SITE	TIME
October 25	Minnesota	8:00 PM
November 22	Tampa Bay	7:00 PM

## SERIES INFORMATION

Last Lightning Win: Oct. 17, 2013 (Minnesota 1 @ Lightning 3)	Last Lightning Win at Home: Oct. 17, 2013 (Minnesota 1 @ Lightning 3)
Last Minnesota Win: Feb. 4, 2014 (Lightning 1 @ Minnesota 2)	Last Minnesota Win at Home: Feb. 4, 2014 (Lightning 1 @ Minnesota 2)
Last Tie: Mar. 17, 2003 (Minnesota 3 @ Lightning 3)	Last Lightning Win at Minnesota: Apr. 2, 2011 (Lightning 3 @ Minnesota 1)
Last Lightning Overtime Win: None	Last Minnesota Win at Tampa Bay: Nov. 14, 2010 (Minnesota 4 @ Lightning 1)
Last Minnesota Overtime Win: None	Most Goals by Lightning: 5, Oct. 18, 2000 (Lightning 5 @ Minnesota 6)
Last Lightning Shootout Win: Nov. 12, 2009 (Minnesota 3 @ Lightning 4)	Most Goals by Minnesota: 6, Oct. 18, 2000 (Lightning 5 @ Minnesota 6)
Last Minnesota Shootout Win: Oct. 18, 2008 (Minnesota 1 @ Lightning 0)	Most Goals by Both Teams: 11, Oct. 18, 2000 (Lightning 5 @ Minnesota 6)
Last Lightning Shutout: None	Last Lightning Hat Trick: None
Last Minnesota Shutout: Oct. 18, 2008 (Minnesota 1 @ Lightning 0)	Last Minnesota Hat Trick: None

## ALL-TIME SERIES

SEASON	OVERALL								HOME								ROAD							
	GP	W	L	T	OTL	PTS	GF	GA	GP	W	L	T	OTL	PTS	GF	GA	GP	W	L	T	OTL	PTS	GF	GA
2013-14	2	1	1	-	0	2	4	3	1	1	0	-	0	2	3	1	1	0	1	-	0	0	1	2
2012-13	-	-	-	-	-	-	-	-	-	-	-	-	-	-	-	-	-	-	-	-	-	-	-	
2011-12	1	0	1	-	0	0	1	3	-	-	-	-	-	-	-	-	1	0	1	-	0	0	1	3
2010-11	2	1	1	-	0	2	4	5	1	0	1	-	0	0	1	4	1	1	0	-	0	2	3	1
2009-10	1	1	0	-	0	2	3	3	1	1	0	-	0	2	3	3	-	-	-	-	-	-	-	
2008-09	2	0	1	-	1	1	2	4	1	0	0	-	1	1	0	0	1	0	1	-	0	0	2	4
2007-08	1	0	1	-	0	0	2	3	1	0	1	-	0	0	2	3	-	-	-	-	-	-	-	
2006-07	1	1	0	-	0	2	3	2	-	-	-	-	-	-	-	-	1	1	0	-	0	2	3	2
2005-06	-	-	-	-	-	-	-	-	-	-	-	-	-	-	-	-	-	-	-	-	-	-	-	
2004-05	DID NOT PLAY																							
2003-04	1	1	0	0	0	2	3	2	1	1	0	0	0	2	3	2	-	-	-	-	-	-	-	
2002-03	2	0	1	1	0	1	6	8	1	0	0	1	0	1	3	3	1	0	1	0	0	0	3	5
2001-02	1	0	1	0	0	0	0	2	0	0	0	0	0	0	0	0	1	0	1	0	0	0	0	2
2000-01	2	0	2	0	0	0	7	10	1	0	1	0	0	0	2	4	1	0	1	0	0	0	5	6
TOTALS	16	5	9	1	1	12	36	46	8	3	3	1	1	8	18	21	8	2	6	0	0	4	18	25



# 2013-14 SEASON SUMMARY

WON: 1

LOST: 1

OT: 0



## AT TAMPA BAY LIGHTNING

DATE	TEAM	OPPONENT	ATTEND	GOALTENDERS	W GOAL
Oct 17, 2013	Lightning 3	Wild 1	16,454	Bishop vs. Harding	Steven Stamkos

## AT MINNESOTA WILD

DATE	TEAM	OPPONENT	ATTEND	GOALTENDERS	W GOAL
Feb 4, 2014	Lightning 1	Wild 2	18,454	Bishop vs. Kuemper	Dany Heatley

## GOALS BY PERIOD

	1ST	2ND	3RD	OT	TOTAL
LIGHTNING	1	0	3	0	4
WILD	1	0	2	0	3

## SHOTS BY PERIOD

	1ST	2ND	3RD	OT	TOTAL
LIGHTNING	21	18	26	0	65
WILD	19	27	6	0	52

## INDIVIDUAL SCORING

### TAMPA BAY LIGHTNING

Player	GP	G	A	P	+/-	PIM	PP	SH	GW	S	S%
Filppula	2	1	1	2	0	0	0	0	0	6	16.7
Gudas	2	0	2	2	0	2	0	0	0	2	0
Johnson	2	1	0	1	0	2	1	0	0	5	20.0
Salo	2	1	0	1	1	0	0	0	0	2	50.0
Stamkos	1	1	0	1	1	2	0	0	1	4	25.0
Carle	2	0	1	1	1	0	0	0	0	2	0
St. Louis	2	0	1	1	2	0	0	0	0	7	0
Panik	1	0	1	1	0	0	0	0	0	2	0
Brewer	2	0	0	1	0	0	0	0	0	0	0
Crombeen	2	0	0	0	0	4	0	0	0	3	0
Hedman	2	0	0	0	-1	0	0	0	0	8	0
Killorn	2	0	0	0	0	2	0	0	0	4	0
Malone	2	0	0	0	0	0	0	0	0	4	0
Palat	2	0	0	0	0	0	0	0	0	4	0
Purcell	2	0	0	0	1	0	0	0	0	6	0
Thompson	2	0	0	0	0	0	0	0	0	1	0
Aulie	1	0	0	0	0	0	0	0	0	1	0
Barberio	1	0	0	0	0	0	0	0	0	1	0
Brown	1	0	0	0	-1	0	0	0	0	2	0
Connolly	1	0	0	0	0	2	0	0	0	2	0
Kucherov	1	0	0	0	-1	0	0	0	0	1	0
Sustr	1	0	0	0	-1	0	0	0	0	1	0

Power Play: 1-9 (11.1%)

Penalty Killing: 3-4 (75.0%)

### MINNESOTA WILD

Player	GP	G	A	P	+/-	PIM	PP	SH	GW	S	S%
Niederreiter	2	1	1	2	0	2	1	0	0	1	100.0
Spurgeon	2	0	2	2	-1	4	0	0	0	4	0
Heatley	2	1	0	1	1	0	0	0	1	4	25.0
Koivu	1	1	0	1	-1	0	0	0	0	5	20.0
Suter	2	0	1	1	0	0	0	0	0	2	0
Zucker	1	0	1	1	1	2	0	0	0	1	0
Brodin	2	0	0	0	-2	2	0	0	0	0	0
Brodziak	2	0	0	0	-1	0	0	0	0	2	0
Cooke	2	0	0	0	-1	6	0	0	0	0	0
Granlund	2	0	0	0	-1	0	0	0	0	6	0
Mitchell	2	0	0	0	0	0	0	0	0	0	0
Parise	2	0	0	0	-1	0	0	0	0	9	0
Pominville	2	0	0	0	-1	2	0	0	0	5	0
Scandella	2	0	0	0	0	2	0	0	0	3	0
Veilleux	2	0	0	0	0	2	0	0	0	2	0
Ballard	1	0	0	0	0	0	0	0	0	1	0
Coyle	1	0	0	0	1	0	0	0	0	2	0
Dumba	1	0	0	0	0	0	0	0	0	0	0
Fontaine	1	0	0	0	0	0	0	0	0	1	0
Haula	1	0	0	0	0	0	0	0	0	2	0
Konopka	1	0	0	0	0	0	0	0	0	0	0
Prosser	1	0	0	0	0	0	0	0	0	0	0
Stoner	1	0	0	0	1	0	0	0	0	2	0

Power Play: 1-4 (25.0%)

Penalty Killing: 8-9 (88.9%)

## GOALTENDING

### TAMPA BAY LIGHTNING

GOALIE	GP	MIN	W-L-OT	SO	GA	SA	SV	GAA	SV%
Bishop	2	118	1-1-0	0	3	52	49	1.53	.942

### MINNESOTA WILD

GOALIE	GP	MIN	W-L-OT	SO	GA	SA	SV	GAA	SV%
Kuemper	1	60	1-0-0	0	1	35	34	1.00	.971
Harding	1	60	0-1-0	0	2	29	27	2.00	.931



# MONTREAL CANADIENS

Inaugural Season:	1917-18	1909, avenue des Canadiens-de-Montréal, Montreal, QC H3B 5E8
Arena:	Bell Centre (21,273)	Phone: (514) 932-2582
Stanley Cup Titles:	23 (1924, 1930, 1931, 1944, 1946, 1953, 1956, 1957, 1958, 1959, 1960, 1965, 1966, 1968, 1969, 1971, 1973, 1976, 1977, 1978, 1979, 1986, 1993)	Fax: (514) 932-8285
Head Coach	Michel Therrien	Website: www.canadiens.com
Assistant Coaches	Clement Jodoin, Jean-Jacques Daigneault	Team Colors: Red, White and Blue
Media & Communications Managers	Dominick Saillant, Francois Marchand	
Chairman of the Board of Directors and Team Owner	Geoff Molson	
Executive Vice President of Hockey & General Manager	Marc Bergevin	

## 2014-2015 SCHEDULE

DATE	SITE	TIME
October 13	Tampa Bay	7:30 PM
January 6	Montreal	7:30 PM
March 10	Montreal	7:30 PM
March 16	Tampa Bay	7:30 PM
March 30	Montreal	7:30 PM

## SERIES INFORMATION

Last Lightning Win: Apr. 1, 2014 (Montreal 1 @ Lightning 3)	Last Lightning Win at Home: Apr. 1, 2014 (Montreal 1 @ Lightning 3)
Last Montreal Win: Dec. 28, 2013 (Montreal 2 @ Lightning 1, SO)	Last Montreal Win at Home: Apr. 18, 2013 (Lightning 2 @ Montreal 3)
Last Tie: Jan. 22, 2003 (Montreal 2 @ Lightning 2)	Last Lightning Win at Montreal: Feb. 1, 2014 (Lightning 2 @ Montreal 1, OT)
Last Lightning Overtime Win: Feb. 1, 2014 (Lightning 2 @ Montreal 1)	Last Montreal Win at Tampa Bay: Dec. 28, 2013 (Montreal 2 @ Lightning 1, SO)
Last Montreal Overtime Win: Dec. 30, 2009 (Montreal 2 @ Lightning 1)	Most Goals by Lightning: 6, Mar. 6, 1999 (Lightning 6 @ Montreal 1)
Last Lightning Shootout Win: Nov. 12, 2013 (Lightning 2 @ Montreal 1)	Most Goals by Montreal: 8, Mar. 28, 1998 (Lightning 2 @ Montreal 8)
Last Montreal Shootout Win: Dec. 28, 2013 (Montreal 2 @ Lightning 1, SO)	Most Goals by Both Teams: 10, Mar. 28, 1998 (Lightning 2 @ Montreal 8)
Last Lightning Shutout: Jan. 27, 2010 (Montreal 0 @ Lightning 3)	Last Lightning Hat Trick: Wendel Clark, Mar. 6, 1999 (Lightning 6 @ Montreal 1)
Last Montreal Shutout: Nov. 3, 1993 (Lightning 0 @ Montreal 1)	Last Montreal Hat Trick: Vincent Damphousse, Mar. 28, 1998 (Lightning 2 @ Montreal 8)

## ALL-TIME SERIES

SEASON	OVERALL								HOME								ROAD							
	GP	W	L	T	OTL	PTS	GF	GA	GP	W	L	T	OTL	PTS	GF	GA	GP	W	L	T	OTL	PTS	GF	GA
2013-14	4	3	0	-	1	7	8	5	2	1	0	-	1	3	4	3	2	2	0	-	0	4	4	2
2012-13	4	0	3	-	1	1	8	12	3	0	2	-	1	1	6	8	1	0	1	-	0	0	2	3
2011-12	4	2	2	-	0	4	9	12	2	2	0	-	0	4	6	4	2	0	2	-	0	0	3	8
2010-11	4	2	1	-	1	5	12	10	2	1	1	-	0	2	6	5	2	1	0	-	1	3	6	6
2009-10	4	2	1	-	1	5	10	8	2	1	0	-	1	3	4	2	2	1	1	-	0	2	6	6
2008-09	4	2	0	-	2	6	11	8	2	1	0	-	1	3	6	4	2	1	0	-	1	3	5	4
2007-08	4	2	2	-	0	4	10	15	2	1	1	-	0	2	5	7	2	1	1	-	0	2	5	8
2006-07	4	1	3	-	0	2	8	13	2	1	1	-	0	2	4	4	2	0	2	-	0	0	4	9
2005-06	4	1	3	-	0	2	9	14	2	0	2	-	0	0	5	10	2	1	1	-	0	2	4	4
2004-05	DID NOT PLAY																							
2003-04	4	2	2	0	0	4	13	12	2	1	1	0	0	2	7	8	2	1	1	0	0	2	6	4
2002-03	4	3	0	1	0	7	9	6	2	1	0	1	0	3	4	3	2	2	0	0	0	4	5	3
2001-02	4	1	2	1	0	3	9	13	2	0	1	1	0	1	4	8	2	1	1	0	0	2	5	5
2000-01	4	2	2	0	0	4	7	10	2	1	1	0	0	2	5	7	2	1	1	0	0	2	2	3
1999-00	4	1	2	0	1	3	7	13	2	0	1	0	1	1	2	5	2	1	1	0	0	2	5	8
1998-99	4	1	2	1	-	3	10	9	2	0	1	1	-	1	3	4	2	1	1	0	-	2	7	5
1997-98	4	0	4	0	-	0	7	20	2	0	2	0	-	0	4	8	2	0	2	0	-	0	3	12
1996-97	4	1	2	1	-	3	11	14	2	0	1	1	-	1	5	8	2	1	1	0	-	2	6	6
1995-96	4	3	0	1	-	7	13	6	2	2	0	0	-	4	6	2	2	1	0	1	-	3	7	4
1994-95	3	2	1	0	-	4	8	6	2	2	0	0	-	4	7	3	1	0	1	0	-	0	1	3
1993-94	4	2	1	1	-	5	8	6	2	1	0	1	-	3	5	4	2	1	1	0	-	2	3	2
1992-93	2	1	1	0	-	2	6	5	1	1	0	0	-	2	3	1	1	0	1	0	-	0	3	4
TOTALS	80	34	33	6	7	81	194	218	41	17	14	5	5	44	101	109	39	17	19	1	2	37	93	109



# 2013-14 SEASON SUMMARY

WON: 3

LOST: 0

OT: 1



## AT TAMPA BAY LIGHTNING

DATE	TEAM	OPPONENT	ATTEND	GOALTENDERS	W GOAL
Apr 1, 2014	Lightning 3	Canadiens 1	18,808	Bishop vs. Price	Tyler Johnson
Dec 28, 2013 **	Lightning 1	Canadiens 2	19,204	Bishop vs. Price	Lars Eller

## AT MONTREAL CANADIENS

DATE	TEAM	OPPONENT	ATTEND	GOALTENDERS	W GOAL
Feb 1, 2014*	Lightning 2	Canadiens 1	21,273	Bishop vs. Price	Nate Thompson
Nov 12, 2013 **	Lightning 2	Canadiens 1	21,273	Bishop vs. Price	Valtteri Filppula

## GOALS BY PERIOD

	1ST	2ND	3RD	OT	TOTAL
LIGHTNING	1	3	2	1	7
CANADIENS	1	1	2	0	4

## SHOTS BY PERIOD

	1ST	2ND	3RD	OT	TOTAL
LIGHTNING	33	39	58	8	138
CANADIENS	31	33	33	8	105

## INDIVIDUAL SCORING

### TAMPA BAY LIGHTNING

Player	GP	G	A	P	+/-	PIM	PP	SH	GW	S	%
Hedman	4	0	4	4	1	0	0	0	11	0	
Palat	4	0	3	3	1	4	0	0	13	0	
Thompson	4	2	0	2	2	2	0	1	9	22.2	
Johnson	4	1	1	2	1	4	0	1	9	11.1	
Killorn	4	1	1	2	-1	2	1	0	15	6.7	
Brown	4	0	2	2	0	0	0	0	6	0	
Malone	3	1	0	1	1	0	0	0	6	16.7	
St. Louis	3	1	0	1	-1	0	0	0	9	11.1	
Callahan	1	1	0	1	0	0	1	0	5	20.0	
Brewer	3	0	1	1	1	2	0	0	2	0	
Crombeen	3	0	1	1	1	0	0	0	3	0	
Carle	4	0	0	0	0	0	0	0	4	0	
Gudas	4	0	0	0	0	16	0	0	3	0	
Purcell	4	0	0	0	-2	0	0	0	13	0	
Barberio	3	0	0	0	1	2	0	0	4	0	
Filppula	3	0	0	0	-1	2	0	0	8	0	
Kucherov	3	0	0	0	0	2	0	0	4	0	
Pyatt	3	0	0	0	0	0	0	0	2	0	
Cote	2	0	0	0	-1	7	0	0	0	0	
Selo	2	0	0	0	1	0	0	0	0	0	
Sustr	2	0	0	0	0	0	0	0	4	0	
Connolly	1	0	0	0	0	0	0	0	2	0	
Korobov	1	0	0	0	0	0	0	0	0	0	
Kostka	1	0	0	0	-1	0	0	0	0	0	
Panik	1	0	0	0	0	0	0	0	3	0	
Stamkos	1	0	0	0	-1	0	0	0	3	0	

Power Play: 2-19 10.5%  
Penalty Killing: 14-14 100.0%

### MONTREAL CANADIENS

Player	GP	G	A	P	+/-	PIM	PP	SH	GW	S	%
Briere	4	2	0	2	0	0	0	0	0	6	33.3
Gionta	4	0	2	2	1	0	0	0	0	11	0
Gallagher	4	1	0	1	0	0	0	0	0	10	10.0
Plekanec	4	1	0	1	2	0	0	0	0	12	8.3
Pacioretty	4	0	1	1	-1	2	0	0	0	12	0
Galchenyuk	3	0	1	1	0	0	0	0	0	5	0
Moen	3	0	1	1	1	0	0	0	0	2	0
Weaver	1	0	1	1	1	2	0	0	0	1	0
Bourque	4	0	0	0	0	2	0	0	0	4	0
Eller	4	0	0	0	-1	6	0	0	0	5	0
Markov	4	0	0	0	1	4	0	0	0	5	0
Subban	4	0	0	0	-2	2	0	0	0	13	0
Bouillon	3	0	0	0	-1	2	0	0	0	5	0
Desharnais	3	0	0	0	-2	0	0	0	0	5	0
Emelin	3	0	0	0	0	4	0	0	0	1	0
Gorges	3	0	0	0	-1	0	0	0	0	0	0
Murray	3	0	0	0	0	10	0	0	0	0	0
White	3	0	0	0	0	0	0	0	0	1	0
Bourneval	2	0	0	0	-1	0	0	0	0	1	0
Diaz	2	0	0	0	0	2	0	0	0	0	0
Prust	2	0	0	0	0	7	0	0	0	1	0
Beaulieu	1	0	0	0	0	2	0	0	0	3	0
Dumont	1	0	0	0	0	0	0	0	0	0	0
Parros	1	0	0	0	0	14	0	0	0	0	0
Thomas	1	0	0	0	0	0	0	0	0	0	0
Vanek	1	0	0	0	-1	2	0	0	0	2	0

Power Play: 0-14 0.0%  
Penalty Killing: 17-19 89.5%

## GOALTENDING

### TAMPA BAY LIGHTNING

GOALIE	GP	MIN	W-L-OT	SO	GA	SA	SV	GAA	SV%
Bishop	4	255	3-0-1	0	4	105	101	0.94	.962

### MONTREAL CANADIENS

GOALIE	GP	MIN	W-L-OT	SO	GA	SA	SV	GAA	SV%
Price	4	254	1-1-2	0	6	137	131	1.42	.956



# NASHVILLE PREDATORS

Inaugural Season:  
Arena:  
Stanley Cup Titles:  
Head Coach  
Assistant Coaches  
Media & Communications Managers  
Chairman & Alternate Governor  
President of Hockey Operations,  
General Manager & Alternate Governor

1998-99  
Bridgestone Arena (17,113)  
None  
Peter Laviolette  
Phil Housley, Lane Lambert, Kevin McCarthy  
Gerry Helper, Kevin Wilson, Jessica Jones  
Thomas Cigarran  
David Poile

501 Broadway, Nashville, TN 37203  
Phone: (615) 770-2300  
Fax: (615) 770-2309  
Website: [www.nashvillepredators.com](http://www.nashvillepredators.com)  
Team Colors: Gold and Navy Blue

## 2014-2015 SCHEDULE

DATE	SITE	TIME
February 10	Nashville	8:00pm
March 26	Tampa Bay	7:30pm

## SERIES INFORMATION

Last Lightning Win: Dec. 19, 2013 (Nashville 2 @ Lightning 4)  
Last Nashville Win: Feb. 27, 2014 (Lightning 2 @ Nashville 3)  
Last Tie: Dec. 21, 2002 (Nashville 2 @ Lightning 2)  
Last Lightning Overtime Win: Feb. 7, 2008 (Lightning 2 @ Nashville 1)  
Last Nashville Overtime Win: None  
Last Lightning Shootout Win: None  
Last Nashville Shootout Win: None  
Last Lightning Shutout: Dec. 26, 2001 (Lightning 1 @ Nashville 0)  
Last Nashville Shutout: Mar. 24, 1999 (Nashville 3 @ Lightning 0)

Last Lightning Win at Home: Dec. 19, 2013 (Nashville 2 @ Lightning 4)  
Last Nashville Win at Home: Feb. 27, 2014 (Lightning 2 @ Nashville 3)  
Last Lightning Win at Nashville: Feb. 7, 2008 (Lightning 2 @ Nashville 1)  
Last Nashville Win at Tampa Bay: Oct. 24, 2010 (Nashville 4 @ Lightning 3)  
Most Goals by Lightning: 5, twice, Last: Feb. 5, 2004 (Lightning 5 @ Nashville 2)  
Most Goals by Nashville: 7, Dec. 15, 2009 (Lightning 4 @ Nashville 7)  
Most Goals by Both Teams: 11, Dec. 15, 2009 (Lightning 4 @ Nashville 7)  
Last Lightning Hat Trick: None  
Last Nashville Hat Trick: None

## ALL-TIME SERIES

SEASON	OVERALL									HOME									ROAD									
	GP	W	L	T	OTL	PTS	GF	GA		GP	W	L	T	OTL	PTS	GF	GA		GP	W	L	T	OTL	PTS	GF	GA		
2013-14	2	1	1	-	0	2	6	5		1	1	0	-	0	2	4	2		1	0	1	-	0	0	2	3		
2012-13	-	-	-	-	-	-	-	-		-	-	-	-	-	-	-	-		-	-	-	-	-	-	-	-		
2011-12	1	0	1	-	0	0	3	5		-	-	-	-	-	-	-	-		1	0	1	-	0	0	3	5		
2010-11	1	0	1	-	0	0	3	4		1	0	1	-	0	0	3	4		-	-	-	-	-	-	-	-		
2009-10	1	0	1	-	0	0	4	7		-	-	-	-	-	-	-	-		1	0	1	-	0	0	4	7		
2008-09	1	1	0	-	0	2	4	1		1	1	0	-	0	2	4	1		-	-	-	-	-	-	-	-		
2007-08	1	1	0	-	0	2	2	1		-	-	-	-	-	-	-	-		1	1	0	-	0	2	2	1		
2006-07	0	-	-	-	-	-	-	-		-	-	-	-	-	-	-	-		-	-	-	-	-	-	-	-		
2005-06	1	1	0	-	0	2	4	3		1	1	0	-	0	2	4	3		-	-	-	-	-	-	-	-		
2004-05	DID NOT PLAY																											
2003-04	1	1	0	0	0	2	5	2		-	-	-	-	-	-	-	-		1	1	0	0	0	2	5	2		
2002-03	2	0	1	1	0	1	4	5		1	0	0	1	0	1	2	2		1	0	1	0	0	0	2	3		
2001-02	2	2	0	0	0	4	6	1		1	1	0	0	0	2	5	1		1	1	0	0	0	2	1	0		
2000-01	1	0	1	0	0	0	2	3		-	-	-	-	-	-	-	-		1	0	1	0	0	0	2	3		
1999-00	2	1	0	1	0	3	7	6		1	0	0	1	0	1	4	4		1	1	0	0	0	2	3	2		
1998-99	2	1	1	0	-	2	3	5		1	0	1	0	-	0	0	3		1	1	0	0	-	2	3	2		
TOTALS	18	9	7	2	0	20	53	48		8	4	2	2	0	10	26	20		10	5	5	0	0	10	27	28		





# 2013-14 SEASON SUMMARY

WON: 1      LOST: 1      OT: 0

## AT TAMPA BAY LIGHTNING

DATE	TEAM	OPPONENT	ATTEND	GOALTENDERS	W GOAL
19 Dec '13	Lightning 4	Predators 2	17,254	Lindback vs Hutton	Teddy Purcell



## AT NASHVILLE PREDATORS

DATE	TEAM	OPPONENT	ATTEND	GOALTENDERS	W GOAL
27 Feb '14	Lightning 2	Predators 3	17,113	Bishop vs Hutton	Patric Hornqvist

## GOALS BY PERIOD

	1ST	2ND	3RD	OT	TOTAL
LIGHTNING	4	2	0	0	6
PREDATORS	0	4	1	0	5

## SHOTS BY PERIOD

	1ST	2ND	3RD	OT	TOTAL
LIGHTNING	20	11	18	0	49
PREDATORS	16	26	17	0	59

## INDIVIDUAL SCORING

### TAMPA BAY LIGHTNING

Player	GP	G	A	P	+/-	PIM	PP	SH	GW	S	S%
St. Louis	2	3	0	2	0	0	2	0	0	6	50.0
Killorn	2	1	1	2	2	0	0	0	0	5	20.0
Purcell	2	1	1	2	0	0	0	0	1	4	25.0
Panik	1	1	0	1	2	0	0	0	0	4	25.0
Brewer	2	0	1	1	1	2	0	0	0	2	0
Carle	2	0	1	1	1	0	0	0	0	0	0
Hedman	2	0	1	1	2	0	0	0	0	4	0
Kucherov	2	0	1	1	1	0	0	0	0	4	0
Palet	2	0	1	1	1	0	0	0	0	2	0
Salo	2	0	1	1	1	0	0	0	0	0	0
Cote	1	0	1	1	0	0	0	0	0	0	0
Filppula	1	0	1	1	3	0	0	0	0	3	0
Sustr	1	0	1	1	1	0	0	0	0	0	0
Brown	2	0	0	0	-1	2	0	0	0	1	0
Crombeen	2	0	0	0	0	12	0	0	0	3	0
Gudas	2	0	0	0	0	4	0	0	0	4	0
Johnson	2	0	0	0	1	0	0	0	0	3	0
Thompson	2	0	0	0	0	2	0	0	0	3	0
Barberio	1	0	0	0	0	0	0	0	0	0	0
Malone	1	0	0	0	0	2	0	0	0	1	0
Namesnikov	1	0	0	0	0	2	0	0	0	0	0
Pyatt	1	0	0	0	0	0	0	0	0	0	0

Power Play: 2-7 (28.6%)

Penalty Killing: 5-9 (55.6%)

### NASHVILLE PREDATORS

Player	GP	G	A	P	+/-	PIM	PP	SH	GW	S	S%
Smith	2	2	1	3	0	4	1	0	0	12	16.7
Cullen	2	1	2	3	1	0	1	0	0	1	100.0
Weber	2	0	3	3	-1	0	0	0	0	6	0
Ellis	2	0	2	2	-1	2	0	0	0	1	0
Hornqvist	2	1	0	1	0	0	1	0	1	8	12.5
Josi	2	1	0	1	-1	2	1	0	0	7	14.3
Fisher	2	0	1	1	0	0	0	0	0	4	0
Bourque	2	0	0	0	-2	0	0	0	0	3	0
Clune	2	0	0	0	-1	5	0	0	0	0	0
Gaustad	2	0	0	0	-2	2	0	0	0	0	0
Jones	2	0	0	0	-1	0	0	0	0	1	0
Legwand	2	0	0	0	-2	0	0	0	0	5	0
Nystrom	2	0	0	0	0	0	0	0	0	3	0
Stalberg	2	0	0	0	-1	4	0	0	0	1	0
Bartley	1	0	0	0	-1	0	0	0	0	0	0
Del Zotto	1	0	0	0	0	0	0	0	0	1	0
Ekhom	1	0	0	0	0	0	0	0	0	1	0
Hendricks	1	0	0	0	-2	7	0	0	0	0	0
Klein	1	0	0	0	-1	0	0	0	0	0	0
Moser	1	0	0	0	0	0	0	0	0	1	0
Spaling	1	0	0	0	0	0	0	0	0	3	0
Wilson	1	0	0	0	0	0	0	0	0	1	0

Power Play: 4-9 (44.4%)

Penalty Killing: 5-7 (71.4%)

## GOALTENDING

### TAMPA BAY LIGHTNING

GOALIE	GP	MIN	W-L-OT	SO	GA	SA	SV	GAA	SV%
Lindback	1	60	1-0-0	0	2	30	28	2.00	.933
Bishop	1	59	0-1-0	0	3	29	26	3.06	.897

### NASHVILLE PREDATORS

GOALIE	GP	MIN	W-L-OT	SO	GA	SA	SV	GAA	SV%
Hutton	2	94	1-1-0	0	6	30	24	3.84	.800
Mazanec	1	24	0-0-0	0	0	19	19	0.00	1.000



# NEW JERSEY DEVILS

Inaugural Season:	1974-75 (Kansas City Scouts), 1976-77 (Moved to Colorado Rockies), 1982-83 (Moved to New Jersey Devils) Prudential Center (17,625) 3 (1995, 2000, 2003) Peter DeBoer	25 Lafayette Street Newark, NJ 07102 Phone: (973) 757-6100 Fax: (973) 757-6399 Website: devils.nhl.com Team Colors: Red, Black and White
Arena:	Scott Stevens, Mike Foligno, Dave Barr Pete Albietz, Daniel Beam, Mike Levine Josh Harris Lou Lamoriello	
Stanley Cup Titles:		
Head Coach		
Assistant Coaches		
Media & Communications Managers		
Chairman, Owner, Governor		
CEO, President, General Manager		

## 2014-2015 SCHEDULE

DATE	SITE	TIME
October 14	Tampa Bay	7:30 PM
December 19	New Jersey	7:00 PM
April 9	Tampa Bay	7:30 PM

## SERIES INFORMATION

Last Lightning Win: Mar. 15, 2014 (New Jersey 0 @ Lightning 3)	Last Lightning Win at Home: Mar. 15, 2014 (New Jersey 0 @ Lightning 3)
Last New Jersey Win: Dec. 14, 2013 (Lightning 0 @ New Jersey 3)	Last New Jersey Win at Home: Dec. 14, 2013 (Lightning 0 @ New Jersey 3)
Last Tie: Mar. 27, 2003 (New Jersey 2 @ Lightning 2)	Last Lightning Win at New Jersey: Mar. 5, 2013 (Lightning 5 @ New Jersey 2)
Last Lightning Overtime Win: Jan. 26, 2006 (New Jersey 0 @ Lightning 1)	Last New Jersey Win at Tampa Bay: Dec. 12, 2011 (New Jersey 5 @ Lightning 4)
Last New Jersey Overtime Win: Apr. 3, 2009 (Lightning 4 @ New Jersey 5)	Most Goals by Lightning: 6, Oct. 26, 2005 (Lightning 6 @ New Jersey 3)
Last Lightning Shootout Win: Mar. 29, 2013 (New Jersey 4 @ Lightning 5)	Most Goals by New Jersey: 9, Mar. 23, 1993 (Lightning 3 @ New Jersey 9)
Last New Jersey Shootout Win: Oct. 31, 2009 (New Jersey 2 @ Lightning 1)	Most Goals by Both Teams: 12, Mar. 23, 1993 (Lightning 3 @ New Jersey 9)
Last Lightning Shutout: Mar. 15, 2014 (New Jersey 0 @ Lightning 3)	Last Lightning Hat Trick: Ryan Malone, Mar. 29, 2012 (Lightning 4 @ New Jersey 6)
Last New Jersey Shutout: Dec. 14, 2013 (Lightning 0 @ New Jersey 3)	Last New Jersey Hat Trick: Dainius Zubrus, Nov. 23, 2008 (New Jersey 7 @ Lightning 3)

## ALL-TIME SERIES

SEASON	OVERALL									HOME									ROAD								
	GP	W	L	T	OTL	PTS	GF	GA		GP	W	L	T	OTL	PTS	GF	GA		GP	W	L	T	OTL	PTS	GF	GA	
2013-14	3	1	2	-	0	2	4	5		1	1	0	-	0	2	3	0		2	0	2	-	0	0	1	5	
2012-13	3	2	1	-	0	4	12	10		1	1	0	-	0	2	5	4		2	1	1	-	0	0	2	7	6
2011-12	4	1	3	-	0	2	14	18		2	0	2	-	0	0	6	9		2	1	1	-	0	2	8	9	
2010-11	4	1	3	-	0	2	8	14		2	1	1	-	0	2	4	6		2	0	2	-	0	0	4	8	
2009-10	4	1	1	-	2	4	10	9		2	0	0	-	2	2	4	4		2	1	1	-	0	2	6	5	
2008-09	4	0	1	-	3	3	12	17		2	0	1	-	1	1	5	9		2	0	0	-	2	2	7	8	
2007-08	4	1	2	-	1	3	7	12		2	1	1	-	0	2	5	4		2	0	1	-	1	1	2	8	
2006-07	4	3	1	-	0	6	9	6		2	1	1	-	0	2	3	3		2	2	0	-	0	4	6	3	
2005-06	4	2	2	-	0	4	13	18		2	1	1	-	0	2	3	8		2	1	1	-	0	2	10	10	
2004-05	DID NOT PLAY																										
2003-04	4	4	0	0	0	8	12	6		2	2	0	0	0	4	5	3		2	2	0	0	0	4	7	3	
2002-03	4	1	1	2	0	4	9	11		2	0	0	2	0	2	5	5		2	1	1	0	0	0	2	4	6
2001-02	4	3	0	1	0	7	11	7		2	2	0	0	0	4	5	2		2	1	0	1	0	3	6	5	
2000-01	4	0	4	0	0	0	4	25		2	0	2	0	0	0	2	12		2	0	2	0	0	0	2	13	
1999-00	4	1	3	0	0	2	9	12		2	0	2	0	0	0	6	10		2	1	1	0	0	2	3	2	
1998-99	4	1	3	0	-	2	7	14		2	1	1	0	-	2	5	4		2	0	2	0	-	0	2	10	
1997-98	5	0	5	0	-	0	7	21		2	0	2	0	-	0	4	8		3	0	3	0	-	0	3	13	
1996-97	6	1	4	1	-	3	10	18		3	1	1	1	-	3	6	7		3	0	3	0	-	0	4	11	
1995-96	5	1	3	1	-	3	10	19		3	1	1	1	-	3	9	9		2	0	2	0	-	0	1	10	
1994-95	4	2	1	1	-	5	8	7		2	1	1	0	-	2	5	5		2	1	0	1	-	3	3	2	
1993-94	5	0	4	1	-	1	13	17		2	0	1	1	-	1	7	8		3	0	3	0	-	0	6	9	
1992-93	2	0	2	0	-	0	3	11		1	0	1	0	-	0	0	2		1	0	1	0	-	0	3	9	
TOTALS	85	26	46	7	6	65	193	281		41	14	19	5	3	36	97	125		44	12	27	2	3	29	96	156	

# 2013-14 SEASON SUMMARY

WON: 1

LOST: 2

OT: 0

## AT TAMPA BAY LIGHTNING

DATE	TEAM	OPPONENT	ATTEND	GOALTENDERS	W GOAL
15 Mar '14	Lightning 3	Devils 0	19,204	Bishop vs. Brodeur	B.J. Crombeen

## AT NEW JERSEY DEVILS

DATE	TEAM	OPPONENT	ATTEND	GOALTENDERS	W GOAL
14 Dec '13	Lightning 0	Devils 3	13,832	Lindback vs. Brodeur	Damien Brunner
29 Oct '13	Lightning 1	Devils 2	13,501	Bishop vs. Brodeur	Jaromir Jagr

## GOALS BY PERIOD

	1ST	2ND	3RD	OT	TOTAL
LIGHTNING	0	3	1	0	4
DEVILS	0	3	2	0	5

## SHOTS BY PERIOD

	1ST	2ND	3RD	OT	TOTAL
LIGHTNING	19	37	26	0	82
DEVILS	23	21	20	0	64

## INDIVIDUAL SCORING

### TAMPA BAY LIGHTNING

Player	GP	G	A	P	+/-	PIM	PP	SH	GW	S	S%
Kostka	1	1	1	2	2	0	0	0	0	3	33.3
Filippula	3	0	2	2	1	0	0	0	0	5	0
Crombeen	3	1	0	1	1	0	0	0	1	1	100.0
Thompson	3	1	0	1	0	0	0	0	0	5	20.0
Stamkos	2	1	0	1	-2	0	1	0	0	6	16.6
Palat	3	0	1	1	0	0	0	0	0	5	0
Purcell	3	0	1	1	-1	2	0	0	0	6	0
Brown	2	0	1	1	0	2	0	0	0	8	0
Malone	2	0	1	1	0	0	0	0	0	2	0
Brewer	3	0	0	0	0	-2	0	0	0	3	0
Carle	3	0	0	0	-2	2	0	0	0	8	0
Gudas	3	0	0	0	0	6	0	0	0	8	0
Johnson	3	0	0	0	-1	0	0	0	0	4	0
Killorn	3	0	0	0	-1	0	0	0	0	2	0
Salo	3	0	0	0	-1	0	0	0	0	4	0
Hedman	2	0	0	0	2	0	0	0	0	2	0
Labrie	2	0	0	0	-1	0	0	0	0	0	0
St. Louis	2	0	0	0	-3	0	0	0	0	4	0
Sustr	2	0	0	0	-2	2	0	0	0	0	0
Callahan	1	0	0	0	0	0	0	0	0	2	0
Kucherov	1	0	0	0	-1	0	0	0	0	3	0
Panik	1	0	0	0	0	0	0	0	0	0	0
Pyatt	1	0	0	0	0	0	0	0	0	1	0
Taormina	1	0	0	0	0	0	0	0	0	0	0
Tyrell	1	0	0	0	0	0	0	0	0	0	0

Power Play: 1-8 (12.5%)

Penalty Killing: 6-6 (100.0%)

### NEW JERSEY DEVILS

Player	GP	G	A	P	+/-	PIM	PP	SH	GW	S	S%
Jagr	3	1	2	3	2	0	0	0	1	8	12.5
Zubrus	3	2	0	2	2	6	0	0	0	6	33.3
Brunner	3	1	0	1	1	2	0	0	1	5	20.0
Henrique	3	1	0	1	0	2	0	0	0	6	16.7
Elias	3	0	1	1	0	2	0	0	0	2	0
Fayne	3	0	1	1	3	0	0	0	0	2	0
Zidlicky	3	0	1	1	-1	0	0	0	0	3	0
Gellinas	2	0	1	1	1	0	0	0	0	3	0
Bernier	3	0	0	0	0	0	0	0	0	0	0
Greene	3	0	0	0	2	0	0	0	0	5	0
Ryder	3	0	0	0	0	4	0	0	0	10	0
Volchenkov	3	0	0	0	0	2	0	0	0	3	0
Zajac	3	0	0	0	3	0	0	0	0	3	0
Gionta	2	0	0	0	0	0	0	0	0	0	0
Josefson	2	0	0	0	-1	0	0	0	0	1	0
Merrill	2	0	0	0	-1	0	0	0	0	2	0
Boucher	1	0	0	0	0	0	0	0	0	0	0
Carter	1	0	0	0	0	2	0	0	0	1	0
Clowe	1	0	0	0	0	0	0	0	0	2	0
Janssen	1	0	0	0	0	0	0	0	0	0	0
Larsson	1	0	0	0	1	0	0	0	0	0	0
Loktionov	1	0	0	0	0	0	0	0	0	0	0
Olesz	1	0	0	0	0	0	0	0	0	1	0
Ruutu	1	0	0	0	-1	0	0	0	0	0	0
Salvador	1	0	0	0	-1	0	0	0	0	0	0
Sestito	1	0	0	0	0	0	0	0	0	0	0

Power Play: 0-6 (0.0%)

Penalty Killing: 7-8 (87.5%)

## GOALTENDING

### TAMPA BAY LIGHTNING

GOALIE	GP	MIN	W-L-OT	SO	GA	SA	SV	GAA	SV%
Bishop	2	120	1-1-0	1	2	45	43	1.00	.956
Lindback	1	55	0-1-0	0	3	19	16	3.28	.842

### NEW JERSEY DEVILS

GOALIE	GP	MIN	W-L-OT	SO	GA	SA	SV	GAA	SV%
Brodeur	3	179	2-1-0	1	4	82	78	1.34	.951



# NEW YORK ISLANDERS

Inaugural Season:	1972-73	Nassau Coliseum
Arena:	Nassau Coliseum (16,170)	1255 Hempstead Turnpike
Stanley Cup Titles:	4 (1980, 1981, 1982, 1983)	Uniondale, NY 11553
Head Coach	Jack Capuano	Phone: (516) 501-6700
Assistant Coaches	Robert Corkum, Matt Bertani, Greg Cronin	Fax: (516) 501-6850
Media & Communications Managers	Kimber Auerbach, Jesse Eisenberg	Website: www.newyorkislanders.com
Owner & Governor	Charles B. Wang	Team Colors: Blue, Orange
General Manager	Garth Snow	
Alternate Governor	Art McCarthy	
Alternate Governor	Ray Reichbach	

## 2014-2015 SCHEDULE

DATE	SITE	TIME
November 15	Tampa Bay	7:00 PM
November 18	New York	7:00 PM
December 20	New York	7:00 PM

## SERIES INFORMATION

Last Lightning Win: Mar. 27, 2014 (Islanders 2 @ Lightning 3, SO)

Last Islanders Win: Jan. 16, 2014 (Islanders 2 @ Lightning 1, SO)

Last Tie: Oct. 6, 2000 (Islanders 3 @ Lightning 3)

Last Lightning Overtime Win: Mar. 20, 2007 (Islanders 3 @ Lightning 4)

Last Islanders Overtime Win: Dec. 22, 2010 (Islanders 3 @ Lightning 2)

Last Lightning Shootout Win: Mar. 27, 2014 (Islanders 2 @ Lightning 3)

Last Islanders Shootout Win: Jan. 16, 2014 (Islanders 2 @ Lightning 1)

Last Lightning Shutout: Dec. 5, 2009 (Islanders 0 @ Lightning 4)

Last Islanders Shutout: Mar. 14, 2013 (Islanders 2 @ Lightning 0)

Last Lightning Win at Home: Mar. 27, 2014 (Islanders 2 @ Lightning 3, SO)

Last Islanders Win at Home: Apr. 6, 2013 (Lightning 2 @ Islanders 4)

Last Lightning Win at New York: Dec. 17, 2013 (Lightning 3 @ Islanders 2, SO)

Last Islanders Win at Tampa Bay: Jan. 16, 2014 (Islanders 2 @ Lightning 1, SO)

Most Goals by Lightning: 8, Mar. 11, 2008 (Islanders 4 @ Lightning 8)

Most Goals by Islanders: 7, 3x, Last: Nov. 21, 2002 (Islanders 7 @ Lightning 2)

Most Goals by Both Teams: 12, Mar. 11, 2008 (Islanders 4 @ Lightning 8)

Last Lightning Hat Trick: Vincent Lecavalier, Mar. 11, 2008 (Islanders 4 @ Lightning 8)

Last Islanders Hat Trick: Dave Scatchard, Feb. 11, 2003 (Lightning 2 @ Islanders 6)

## ALL-TIME SERIES

SEASON	OVERALL								HOME								ROAD								
	GP	W	L	T	OTL	PTS	GF	GA	GP	W	L	T	OTL	PTS	GF	GA	GP	W	L	T	OTL	PTS	GF	GA	
2013-14	3	2	0	-	1	5	7	6	2	1	0	-	1	3	4	4	2	1	1	0	-	0	2	3	2
2012-13	3	0	3	-	0	0	5	10	1	0	1	-	0	0	0	2	1	0	2	-	0	0	5	8	
2011-12	4	2	2	-	0	4	10	14	2	2	0	-	0	4	8	4	2	0	2	-	0	0	2	10	
2010-11	4	1	1	-	2	4	9	12	2	0	1	-	1	1	4	8	2	1	0	-	1	3	5	4	
2009-10	4	3	1	-	0	6	17	9	2	2	0	-	0	4	9	2	2	1	1	-	0	2	8	7	
2008-09	4	1	2	-	1	3	6	10	2	1	0	-	1	3	4	4	2	0	2	-	0	0	2	6	
2007-08	4	1	2	-	1	3	10	12	2	1	0	-	1	3	10	7	2	0	2	-	0	0	0	5	
2006-07	4	4	0	-	0	8	16	9	2	2	0	-	0	4	7	5	2	2	0	-	0	4	9	4	
2005-06	4	4	0	-	0	8	13	7	2	2	0	-	0	4	8	4	2	2	0	-	0	4	5	3	
2004-05	DID NOT PLAY																								
2003-04	4	1	3	0	0	2	6	13	2	1	1	0	0	2	4	5	2	0	2	0	0	0	2	8	
2002-03	4	2	2	0	0	4	11	17	2	1	1	0	0	2	6	10	2	1	1	0	0	0	2	5	7
2001-02	4	0	4	0	0	0	5	15	2	0	2	0	0	0	3	6	2	0	2	0	0	0	0	2	9
2000-01	4	2	1	1	0	5	17	13	2	1	0	1	0	3	7	6	2	1	1	0	0	2	10	7	
1999-00	4	2	1	0	1	5	12	11	2	2	0	0	0	4	8	4	2	0	1	0	1	1	4	7	
1998-99	4	2	1	1	-	5	8	6	2	1	1	0	-	2	3	2	2	1	0	1	-	3	5	4	
1997-98	5	0	5	0	-	0	2	22	3	0	3	0	-	0	2	14	2	0	2	0	-	0	0	8	
1996-97	6	4	1	1	-	9	23	16	3	1	1	1	-	3	8	8	3	3	0	0	-	6	15	8	
1995-96	5	4	1	0	-	8	16	12	2	2	0	0	-	4	9	6	3	2	1	0	-	4	7	6	
1994-95	4	4	0	0	-	8	18	6	2	2	0	0	-	4	10	4	2	2	0	0	-	4	8	2	
1993-94	5	1	4	0	-	2	11	16	3	1	2	0	-	2	6	9	2	0	2	0	-	0	5	7	
1992-93	2	1	1	0	-	2	7	11	1	0	1	0	-	0	1	6	1	1	0	0	-	2	6	5	
TOTALS	85	41	35	3	6	91	229	247	43	23	14	2	4	52	121	120	42	18	21	1	2	39	108	127	



2013-14 SEASON SUMMARY

WON: 2      LOST: 0      OT: 1

AT TAMPA BAY LIGHTNING

DATE	TEAM	OPPONENT	ATTEND	GOALTENDERS	W GOAL
27 Mar '14**	Lightning 3	Islanders 2	19,554	Bishop vs Nabokov	Semi Salo
16 Jan '14**	Lightning 1	Islanders 2	18,333	Bishop vs Poulin	Frans Nielsen

AT NEW YORK ISLANDERS

DATE	TEAM	OPPONENT	ATTEND	GOALTENDERS	W GOAL
17 Dec '13**	Lightning 3	Islanders 2	13,618	Lindback vs Nabokov	Nikita Kucherov

GOALS BY PERIOD

	1ST	2ND	3RD	OT	TOTAL
LIGHTNING	1	1	3	0	5
ISLANDERS	0	4	1	0	5

SHOTS BY PERIOD

	1ST	2ND	3RD	OT	TOTAL
LIGHTNING	1	1	3	0	5
ISLANDERS	0	4	1	0	5

INDIVIDUAL SCORING

TAMPA BAY LIGHTNING

Player	GP	G	A	P	+/-	PIM	PP	SH	GW	S	S%
Filppula	3	2	2	4	3	0	0	0	0	7	28.6
Callahan	1	2	0	2	2	0	0	0	0	3	66.7
St. Louis	2	1	1	2	1	0	1	0	0	3	33.3
Brewer	3	0	1	1	0	5	0	0	0	8	0
Brown	3	0	1	1	1	0	0	0	0	5	0
Gudas	3	0	1	1	2	2	0	0	0	8	0
Johnson	3	0	1	1	0	2	0	0	0	9	0
Carle	3	0	0	0	2	0	0	0	0	7	0
Killorn	3	0	0	0	0	0	0	0	0	5	0
Kucherov	3	0	0	0	1	2	0	0	0	4	0
Palat	3	0	0	0	0	2	0	0	0	4	0
Purcell	3	0	0	0	-1	2	0	0	0	5	0
Salo	3	0	0	0	0	0	0	0	0	4	0
Thompson	3	0	0	0	-1	0	0	0	0	1	0
Barberio	2	0	0	0	0	0	0	0	0	2	0
Crombeen	2	0	0	0	-1	5	0	0	0	1	0
Hedman	2	0	0	0	0	4	0	0	0	10	0
Malone	2	0	0	0	-1	0	0	0	0	1	0
Panik	2	0	0	0	0	0	0	0	0	2	0
Cote	1	0	0	0	0	0	0	0	0	0	0
Kostka	1	0	0	0	-1	0	0	0	0	1	0
Stankos	1	0	0	0	0	2	0	0	0	3	0
Sustr	1	0	0	0	0	0	0	0	0	3	0
Taormina	1	0	0	0	-1	0	0	0	0	1	0

Power Play: 1-7 (14.3%)  
Penalty Killing: 7-9 (77.8%)

NEW YORK ISLANDERS

Player	GP	G	A	P	+/-	PIM	PP	SH	GW	S	S%
Nielsen	3	1	2	3	0	0	0	0	0	7	14.3
Donovan	2	1	1	2	2	0	0	0	0	8	12.5
Tavares	2	0	2	2	-1	0	0	0	0	8	0
Okposo	2	1	0	1	-2	2	1	0	0	4	25.0
Strome	2	1	0	1	1	0	0	0	0	2	50.0
Vanek	2	1	0	1	0	0	1	0	0	8	12.5
Hickey	3	0	1	1	-1	0	0	0	0	3	0
Martin	3	0	1	1	1	5	0	0	0	4	0
Nelson	3	0	1	1	-2	0	0	0	0	7	0
Grabner	2	0	1	1	0	0	0	0	0	2	0
Lee	1	0	1	1	0	2	0	0	0	5	0
Bailey	3	0	0	0	1	0	0	0	0	4	0
Clutterbuck	3	0	0	0	-1	12	0	0	0	8	0
De Haan	3	0	0	0	-1	0	0	0	0	5	0
Cizikas	2	0	0	0	0	0	0	0	0	1	0
Hamonic	2	0	0	0	-2	2	0	0	0	4	0
MacDonald	2	0	0	0	1	2	0	0	0	0	0
McDonald	2	0	0	0	1	5	0	0	0	1	0
Regin	2	0	0	0	0	0	0	0	0	0	0
Strait	2	0	0	0	-1	2	0	0	0	2	0
Boulton	1	0	0	0	0	0	0	0	0	1	0
Carlsner	1	0	0	0	2	0	0	0	0	0	0
Czuczman	1	0	0	0	-2	0	0	0	0	1	0
Halmo	1	0	0	0	0	2	0	0	0	0	0
Martinek	1	0	0	0	0	0	0	0	0	2	0
Ness	1	0	0	0	0	0	0	0	0	1	0
Persson	1	0	0	0	-1	0	0	0	0	3	0
Sundstrom	1	0	0	0	0	0	0	0	0	0	0

Power Play: 2-9 (22.2%)  
Penalty Killing: 6-7 (85.7%)

GOALTENDING

TAMPA BAY LIGHTNING

GOALIE	GP	MIN	W-L-OT	SO	GA	SA	SV	GAA	SV%
Bishop	3	193	2-0-1	0	5	91	86	1.55	.954

NEW YORK ISLANDERS

GOALIE	GP	MIN	W-L-OT	SO	GA	SA	SV	GAA	SV%
Poulin	1	85	1-0-0	0	1	30	29	0.93	.967
Nabokov	2	130	0-0-2	0	4	67	63	1.85	.940



# NEW YORK RANGERS

Inaugural Season:	1926-27	2 Penn Plaza, 14th Floor
Arena:	Madison Square Garden (18,006)	New York, NY 10121
Stanley Cup Titles:	4 (1928, 1933, 1940, 1994)	Phone: (212) 465-6486
Head Coach	Alain Vigneault	Fax: (212) 465-6494
Assistant Coaches	Scott Arniel, Ulf Samuelsson, Darryl Williams	Website: www.newyorkrangers.com
Media & Communications Managers	Ryan Watson, Lindsay Ganghamer, John Rosasco	Team Colors: Blue, Red and White
President, MSG Sports	Tad Smith	
President, General Manager, New York Rangers	Glen Sather	

## 2014-2015 SCHEDULE

DATE	SITE	TIME
November 17	New York	7:00 PM
November 26	Tampa Bay	7:30 PM
December 1	New York	7:00 PM

## SERIES INFORMATION

Last Lightning Win: Jan. 14, 2014 (Lightning 2 @ Rangers 1)	Last Lightning Win at Home: Nov. 25, 2013 (Rangers 0 @ Lightning 5)
Last New York Win: Dec. 29, 2013 (Rangers 4 @ Lightning 3)	Last New York Win at Home: Feb. 28, 2013 (Lightning 1 @ Rangers 4)
Last Tie: Mar. 15, 2000 (Lightning 4 @ Rangers 4)	Last Lightning Win at New York: Jan. 14, 2014 (Lightning 2 @ Rangers 1)
Last Lightning Overtime Win: Mar. 2, 2012 (Rangers 3 @ Lightning 4)	Last New York Win at Tampa Bay: Dec. 29, 2013 (Rangers 4 @ Lightning 3)
Last Rangers Overtime Win: Feb. 9, 2012 (Lightning 3 @ Rangers 4)	Most Goals by Lightning: 6, twice, last: Mar. 22, 1999 (Lightning 6 vs. Rangers 3)
Last Lightning Shootout Win: Dec. 8, 2011 (Lightning 3 @ Rangers 2)	Most Goals by New York: 10, Nov. 10, 1998 (Lightning 2 vs. Rangers 10)
Last New York Shootout Win: Nov. 26, 2008 (Lightning 2 vs. Rangers 3)	Most Goals by Both Teams: 12, Nov. 10, 1998 (Lightning 2 vs. Rangers 10)
Last Lightning Shutout: Nov. 25, 2013 (Rangers 0 @ Lightning 5)	Last Lightning Hat Trick: Dan Boyle, Dec. 23, 2006 (Lightning 4 @ Rangers 3)
Last New York Shutout: Apr. 2, 2010 (Rangers 5 @ Lightning 0)	Last New York Hat Trick: Chris Drury, Nov. 6, 2008 (Lightning 2 @ Rangers 5)

## ALL-TIME SERIES

SEASON	OVERALL									HOME									ROAD								
	GP	W	L	T	OTL	PTS	GF	GA		GP	W	L	T	OTL	PTS	GF	GA		GP	W	L	T	OTL	PTS	GF	GA	
2013-14	3	2	1	-	0	4	10	5		2	1	1	-	0	2	8	4		1	1	0	-	0	2	2	1	
2012-13	3	0	3	-	0	0	4	12		1	0	1	-	0	0	2	3		2	0	2	-	0	0	2	9	
2011-12	4	2	1	-	1	5	11	13		2	1	1	-	0	2	6	7		2	1	0	-	1	3	5	6	
2010-11	4	4	0	-	0	8	13	8		2	2	0	-	0	4	7	4		2	2	0	-	0	4	6	4	
2009-10	4	1	3	-	0	2	9	19		2	1	1	-	0	2	5	6		2	0	2	-	0	0	4	13	
2008-09	4	0	3	-	1	1	6	12		2	0	1	-	1	1	3	5		2	0	2	-	0	0	3	7	
2007-08	4	2	2	-	0	4	10	8		2	1	1	-	0	2	4	2		2	1	1	-	0	2	6	6	
2006-07	4	2	2	-	0	4	8	14		2	2	0	-	0	4	7	5		2	0	2	-	0	0	1	9	
2005-06	4	2	2	-	0	4	10	12		2	1	1	-	0	2	7	8		2	1	1	-	0	2	3	4	
2004-05										DID NOT PLAY																	
2003-04	4	3	1	0	0	6	10	7		2	1	1	0	0	2	5	4		2	2	0	0	0	4	5	3	
2002-03	4	3	1	0	0	6	15	9		2	2	0	0	0	4	8	3		2	1	1	0	0	2	7	6	
2001-02	4	2	2	0	0	4	10	9		2	1	1	0	0	2	9	8		2	1	1	0	0	2	1	1	
2000-01	4	1	2	0	1	3	12	17		2	0	1	0	1	1	7	9		2	1	1	0	0	2	5	8	
1999-00	4	0	1	2	1	3	13	17		2	0	1	1	0	1	5	8		2	0	0	1	1	2	8	9	
1998-99	4	1	3	0	-	2	11	20		2	1	1	0	-	2	8	13		2	0	2	0	-	0	3	7	
1997-98	6	3	2	1	-	7	17	14		3	2	0	1	-	5	10	5		3	1	2	0	-	2	7	9	
1996-97	5	5	0	0	-	10	22	12		2	2	0	0	-	4	9	4		3	3	0	0	-	6	13	8	
1995-96	5	2	2	1	-	5	18	19		3	1	1	1	-	3	11	12		2	1	1	0	-	2	7	7	
1994-95	4	0	3	1	-	1	10	15		2	0	2	0	-	0	3	6		2	0	1	1	-	1	7	9	
1993-94	5	2	3	0	-	4	19	19		2	1	1	0	-	2	7	6		3	1	2	0	-	2	12	13	
1992-93	3	1	2	0	-	2	14	12		1	0	1	0	-	0	4	5		2	1	1	0	-	2	10	7	
TOTALS	86	38	39	5	4	85	252	273		42	20	17	3	2	45	134	127		44	18	22	2	2	40	118	146	

# 2013-14 SEASON SUMMARY

WON: 2

LOST: 1

OT: 0



## AT TAMPA BAY LIGHTNING

DATE	TEAM	OPPONENT	ATTEND	GOALTENDERS	W GOAL
29 Dec '13	Lightning 3	Rangers 4	19,204	Lindback vs Lundqvist	Benoit Pouliot
25 Nov '13	Lightning 5	Rangers 0	19,204	Bishop vs Lundqvist, Talbot	Nikita Kucherov

## AT NEW YORK RANGERS

DATE	TEAM	OPPONENT	ATTEND	GOALTENDERS	W GOAL
14 Jan '14	Lightning 2	Rangers 1	18,006	Bishop vs Lundqvist	Nikita Kucherov

## GOALS BY PERIOD

	1ST	2ND	3RD	OT	TOTAL
LIGHTNING	4	4	2	0	10
RANGERS	3	2	0	0	5

## SHOTS BY PERIOD

	1ST	2ND	3RD	OT	TOTAL
LIGHTNING	31	34	25	0	90
RANGERS	42	31	27	0	100

## INDIVIDUAL SCORING

### TAMPA BAY LIGHTNING

Player	GP	G	A	P	+/-	PIM	PP	SH	GW	S	S%
Purcell	3	2	4	6	2	0	0	0	0	8	25.0
St. Louis	3	2	4	4	0	0	0	0	0	10	20.0
Filppula	3	1	3	4	1	2	0	0	0	4	25.0
Kucherov	3	2	0	2	3	0	0	0	2	2	100.0
Hedman	3	1	1	2	1	4	1	0	0	7	14.3
Gudas	2	0	2	2	1	2	0	0	0	2	0
Johnson	3	1	0	1	1	0	1	0	0	9	11.1
Palet	3	1	0	1	1	0	0	0	0	9	11.1
Brown	3	0	1	1	3	0	0	0	0	3	0
Killorn	3	0	1	1	2	6	0	0	0	8	0
Sustr	3	0	1	1	1	0	0	0	0	2	0
Brewer	2	0	1	1	1	2	0	0	0	4	0
Cote	2	0	1	1	1	2	0	0	0	1	0
Korobov	1	0	1	1	0	2	0	0	0	0	0
Barberio	3	0	0	0	1	0	0	0	0	3	0
Carle	3	0	0	0	3	0	0	0	0	4	0
Panik	3	0	0	0	0	0	0	0	0	4	0
Pyatt	2	0	0	0	1	0	0	0	0	2	0
Thompson	2	0	0	0	0	0	0	0	0	1	0
Crambeen	1	0	0	0	0	2	0	0	0	1	0
Labrie	1	0	0	0	0	5	0	0	0	0	0
Malone	1	0	0	0	0	0	0	0	0	4	0
Salo	1	0	0	0	3	0	0	0	0	2	0

Power Play: 2-7 (28.6%)

Penalty Killing: 8-11 (72.7%)

### NEW YORK RANGERS

Player	GP	G	A	P	+/-	PIM	PP	SH	GW	S	S%
Zuccarello	3	1	2	3	-1	0	1	0	0	6	16.7
Brassard	3	0	2	2	-2	0	0	0	0	6	0
McDonagh	3	0	2	2	-1	0	0	0	0	8	0
Kreider	3	1	0	1	1	2	1	0	0	5	20.0
Nash	3	1	0	1	-2	0	0	0	0	12	8.3
Pouliot	3	1	0	1	-3	0	1	0	1	5	20.0
Richards	3	1	0	1	-2	0	0	0	0	9	11.1
Hagelin	3	0	1	1	-2	0	0	0	0	4	0
Stephan	3	0	1	1	1	0	0	0	0	4	0
Callahan	2	0	1	1	-1	2	0	0	0	5	0
Boyle	3	0	0	0	-2	0	0	0	0	6	0
Del Zotto	3	0	0	0	-3	2	0	0	0	4	0
Girardi	3	0	0	0	-2	2	0	0	0	4	0
J. Moore	3	0	0	0	-3	0	0	0	0	5	0
D. Moore	3	0	0	0	-2	0	0	0	0	5	0
Dorsett	2	0	0	0	-2	5	0	0	0	2	0
Staal	2	0	0	0	-1	2	0	0	0	4	0
Stralman	2	0	0	0	-1	2	0	0	0	3	0
Allen	1	0	0	0	-1	0	0	0	0	2	0
Carcillo	1	0	0	0	0	0	0	0	0	1	0
Falk	1	0	0	0	0	0	0	0	0	0	0
Miller	1	0	0	0	0	0	0	0	0	0	0

Power Play: 3-11 (27.3%)

Penalty Killing: 5-7 (71.4%)

## GOALTENDING

### TAMPA BAY LIGHTNING

GOALIE	GP	MIN	W-L-OT	SO	GA	SA	SV	GAA	SV%
Bishop	2	120	2-0-0	1	1	71	70	0.50	.986
Lindback	1	58	0-1-0	0	4	29	25	4.11	.862

### NEW YORK RANGERS

GOALIE	GP	MIN	W-L-OT	SO	GA	SA	SV	GAA	SV%
Lundqvist	3	159	1-2-0	0	9	87	78	3.39	.897
Talbot	1	20	0-0-0	0	1	3	2	3.00	.667



# Ottawa Senators

Inaugural Season:	1992-93	1000 Palladium Drive
Arena:	Canadian Tire Centre (19,153)	Ottawa, Ontario K2V 1A5
Stanley Cup Titles:	None	Phone: (613) 599-0250
Head Coach	Paul MacLean	Fax: (613) 599-5562
Assistant Coaches	Dave Cameron, Mark Reeds	Website: www.ottawasenators.com
Media & Communications Managers	Brian Morris, Chris Moore, Amanda Nigh	Team Colors: Red, Black, Gold and White
Owner, Governor and Chairman	Eugene Melnyk	
President and Alternate Governor	Cyril Leeder	
Executive Vice-President, General Manager and Alternate Governor	Bryan Murray	

## 2014-2015 SCHEDULE

DATE	SITE	TIME
October 11	Tampa Bay	7:00 PM
November 29	Tampa Bay	7:00 PM
January 4	Ottawa	7:00 PM
April 2	Ottawa	7:30 PM

## SERIES INFORMATION

Last Lightning Win: Mar. 20, 2014 (Lightning 5 @ Ottawa 4)

Last Ottawa Win: Mar. 24, 2014 (Ottawa 4 @ Lightning 3, SO)

Last Tie: Feb. 4, 2002 (Lightning 4 vs. Ottawa 4)

Last Lightning Overtime Win: Mar. 2, 1995 (Lightning 3 @ Ottawa 2)

Last Ottawa Overtime Win: Mar. 19, 2011 (Lightning 2 @ Ottawa 3)

Last Lightning Shootout Win: Jan. 23, 2014 (Ottawa 3 @ Lightning 4)

Last Ottawa Shootout Win: Mar. 24, 2014 (Ottawa 4 @ Lightning 3)

Last Lightning Shutout: Jan. 19, 2008 (Lightning 2 @ Ottawa 0)

Last Ottawa Shutout: Feb. 14, 2012 (Ottawa 4, Lightning 0)

Last Lightning Win at Home: Jan. 23, 2014 (Ottawa 3 @ Lightning 4, SO)

Last Ottawa Win at Home: Jan. 30, 2014 (Lightning 3 @ Ottawa 5)

Last Lightning Win at Ottawa: Mar. 20, 2014 (Lightning 5 @ Ottawa 4)

Last Ottawa Win at Tampa Bay: Mar. 24, 2014 (Ottawa 4 @ Lightning 3, SO)

Most Goals by Lightning: 6, four times, last: Jan. 25, 2013 (Lightning 6 vs. Ottawa 4)

Most Goals by Ottawa: 9, Mar. 8, 1999 (Lightning 3 @ Ottawa 3)

Most Goals by Both Teams: 12, two times, last: Jan. 24, 2008 (Lightning 4 vs. Ottawa 8)

Last Lightning Hat Trick: None

Last Ottawa Hat Trick: Milan Michalek, Mar. 6, 2012 (Ottawa 7 @ Lightning 3)

## ALL-TIME SERIES

SEASON	OVERALL								HOME								ROAD							
	GP	W	L	T	OTL	PTS	GF	GA	GP	W	L	T	OTL	PTS	GF	GA	GP	W	L	T	OTL	PTS	GF	GA
2013-14	5	3	1	-	1	7	18	17	3	2	0	-	1	5	10	8	2	1	1	-	0	2	8	9
2012-13	3	2	1	-	0	4	12	11	2	2	0	-	0	4	9	6	1	0	1	-	0	0	3	5
2011-12	4	0	4	-	0	0	6	19	2	0	2	-	0	0	3	11	2	0	2	-	0	0	3	8
2010-11	4	2	1	-	1	5	10	8	2	1	1	-	0	2	6	4	2	1	0	-	1	3	4	4
2009-10	4	2	1	-	1	5	11	15	2	2	0	-	0	4	8	5	2	0	1	-	1	1	3	10
2008-09	4	1	2	-	1	3	4	10	2	1	1	-	0	2	3	5	2	0	1	-	1	1	1	5
2007-08	4	2	1	-	1	5	12	15	2	1	1	-	0	2	7	11	2	1	0	-	1	3	5	4
2006-07	4	2	2	-	0	4	11	15	2	1	1	-	0	2	5	8	2	1	1	-	0	2	6	7
2005-06	4	0	4	-	0	0	6	16	2	0	2	-	0	0	1	8	2	0	2	-	0	0	5	8
2004-05	DID NOT PLAY																							
2003-04	4	0	3	0	1	1	9	17	2	0	1	0	1	1	5	9	2	0	2	0	0	0	4	8
2002-03	4	2	2	0	0	4	11	16	2	1	1	0	0	2	9	8	2	1	1	0	0	2	2	8
2001-02	4	0	3	1	0	1	8	14	2	0	1	1	0	1	5	6	2	0	2	0	0	0	3	8
2000-01	4	0	4	0	0	0	5	22	2	0	2	0	0	0	2	11	2	0	2	0	0	0	3	11
1999-00	4	2	2	0	0	4	15	18	2	2	0	0	0	4	11	7	2	0	2	0	0	0	4	11
1998-99	4	0	3	1	-	1	10	22	2	0	1	1	-	1	6	8	2	0	2	0	-	0	4	14
1997-98	4	1	3	0	-	2	8	11	2	0	2	0	-	0	4	8	2	1	1	0	-	2	4	3
1996-97	4	2	2	0	-	4	14	13	2	1	1	0	-	2	7	5	2	1	1	0	-	2	7	8
1995-96	4	2	2	0	-	4	11	13	2	1	1	0	-	2	8	8	2	1	1	0	-	2	3	5
1994-95	4	1	3	0	-	2	8	14	2	0	2	0	-	0	4	6	2	1	1	0	-	2	4	8
1993-94	4	4	0	0	-	8	17	6	2	2	0	0	-	4	8	4	2	2	0	0	-	4	9	2
1992-93	2	2	0	0	-	4	4	2	1	1	0	0	-	2	1	0	1	1	0	0	-	2	3	2
TOTALS	82	30	44	2	6	68	210	294	42	18	20	2	2	40	122	146	40	12	24	0	4	28	88	148



# 2013-14 SEASON SUMMARY

WON: 3

LOST: 1

OT: 1

## AT TAMPA BAY LIGHTNING

\* - Overtime

\*\* - Shootout

DATE	TEAM	OPPONENT	ATTEND	GOALTENDERS	W GOAL
24 Mar '14**	Lightning 3	Senators 4	18,486	Bishop vs Lehner	Jason Spezza
23 Jan '14**	Lightning 4	Senators 3	18,751	Bishop vs Anderson	Nikita Kucherov
05 Dec '13	Lightning 3	Senators 1	16,562	Bishop vs Lehner	Martin St. Louis

## AT OTTAWA SENATORS

DATE	TEAM	OPPONENT	ATTEND	GOALTENDERS	W GOAL
20 Mar '14	Lightning 5	Senators 4	17,136	Bishop vs Lehner	Ryan Callahan
30 Jan '14	Lightning 3	Senators 5	19,757	Bishop, Lindback vs. Anderson	Kyle Turris

## GOALS BY PERIOD

	1ST	2ND	3RD	OT	TOTAL
LIGHTNING	5	5	7	0	17
SENATORS	6	7	3	0	16

## SHOTS BY PERIOD

	1ST	2ND	3RD	OT	TOTAL
LIGHTNING	47	48	57	12	164
SENATORS	56	54	48	3	161

## INDIVIDUAL SCORING

### TAMPA BAY LIGHTNING

Player	GP	G	A	P	+/+	PIM	PP	SH	GW	S	S%
Palat	5	1	8	9	1	0	0	0	0	13	7.7
Hedman	5	2	6	8	4	2	1	0	0	14	14.3
Johnson	5	2	4	6	6	0	0	2	0	14	14.3
Filppula	5	2	2	4	-1	0	1	0	0	8	25.0
St. Louis	3	2	2	4	1	0	0	0	1	6	33.3
Purcell	5	2	0	2	1	4	0	0	0	17	11.8
Killorn	5	1	1	2	0	0	0	0	0	6	16.7
Kucherov	4	1	1	2	-1	2	0	0	0	5	20.0
Callahan	2	1	1	2	-2	6	1	0	1	3	33.3
Brown	5	0	2	2	0	0	0	0	0	5	0
Salo	5	0	2	2	3	0	0	0	0	7	0
Brewer	4	1	0	1	1	0	0	0	0	6	0
Crombeen	4	1	0	1	1	7	0	0	0	7	14.3
Stamkos	2	1	0	1	-1	2	1	0	0	12	8.3
Carle	5	0	1	1	-4	4	0	0	0	8	0
Thompson	5	0	0	0	-3	2	0	0	0	5	0
Gudas	4	0	0	0	-4	6	0	0	0	8	0
Malone	4	0	0	0	-1	2	0	0	0	10	0
Barberio	3	0	0	0	-2	6	0	0	0	3	0
Aulie	2	0	0	0	1	2	0	0	0	1	0
Kostka	2	0	0	0	1	0	0	0	0	3	0
Cote	1	0	0	0	0	0	0	0	0	0	0
Panik	1	0	0	0	0	0	0	0	0	0	0
Pyatt	1	0	0	0	0	0	0	0	0	1	0
Sustr	1	0	0	0	2	2	0	0	0	0	0
Taormina	1	0	0	0	1	0	0	0	0	1	0
Tyrell	1	0	0	0	0	0	0	0	0	1	0

Power Play: 4-21 (19.0%)

Penalty Killing: 14-18 (70.0%)

## GOALTENDING

### TAMPA BAY LIGHTNING

GOALIE	GP	MIN	W-L-OT	SO	GA	SA	SV	GAA	SV%
Bishop	5	251	3-0-1	0	12	134	122	2.87	.910
Lindback	1	54	0-1-0	0	4	27	23	4.41	.852

### OTTAWA SENATORS

Player	GP	G	A	P	+/+	PIM	PP	SH	GW	S	S%
Karlsson	5	4	4	8	0	4	2	0	0	19	21.1
Spezza	5	1	6	7	0	4	0	0	0	19	5.3
Turris	5	2	3	5	-2	0	0	0	1	14	14.3
MacArthur	5	2	2	4	-1	4	1	1	0	8	25.0
Michalek	5	1	3	4	1	4	0	0	0	15	6.7
Ryan	4	1	2	3	-3	4	0	0	0	11	9.1
Smith	5	1	1	2	3	4	0	0	0	7	14.3
Neil	5	1	0	1	1	11	0	0	0	4	25.0
Methot	4	1	0	1	5	2	0	0	0	4	25.0
Wiercioch	3	1	0	1	-3	0	1	0	0	3	33.3
Hemsky	2	1	0	1	2	0	0	0	0	3	33.3
Greening	5	0	1	1	1	2	0	0	0	5	0
Zibanejad	5	0	1	1	-1	0	0	0	0	10	0
Hoffman	3	0	1	1	-3	0	0	0	0	5	0
Stone	1	0	1	1	1	0	0	0	0	0	0
Condra	5	0	0	0	-2	4	0	0	0	8	0
Cowen	5	0	0	0	0	2	0	0	0	7	0
Ceci	4	0	0	0	-1	6	0	0	0	5	0
Gryba	4	0	0	0	4	0	0	0	0	3	0
Phillips	4	0	0	0	-5	2	0	0	0	3	0
Conacher	3	0	0	0	0	0	0	0	0	6	0
Da Costa	2	0	0	0	-1	0	0	0	0	1	0
Corvo	1	0	0	0	-1	0	0	0	0	1	0

Power Play: 4-18 (22.2%)

Penalty Killing: 17-21 (81.0%)

### OTTAWA SENATORS

GOALIE	GP	MIN	W-L-OT	SO	GA	SA	SV	GAA	SV%
Anderson	2	125	1-0-1	0	6	76	70	2.88	.921
Lehner	3	182	1-2-0	0	11	88	77	3.63	.875



# PHILADELPHIA FLYERS

Inaugural Season:	1967-68	3601 South Broad Street
Arena:	Wells Fargo Center (19,541)	Philadelphia, PA 19148
Stanley Cup Titles:	2 (1974, 1975)	Phone: (215) 465-4500
Head Coach	Craig Berube	PR Fax: (215) 218-7837
Assistant Coaches	Ian Laperriere, Joe Mullen, Gord Murphy	Website: www.philadelphiaflyers.com
Media & Communications Managers	Zack Hill, Joe Saville, Brian Smith	Team Colors: Orange, Black and White
Chairman	Ed Snider	
President	Paul Holmgren	
General Manager	Ron Hextall	

## 2014-2015 SCHEDULE

DATE	SITE	TIME
October 30	Tampa Bay	7:30 PM
December 16	Philadelphia	7:00 PM
January 12	Philadelphia	7:00 PM

## SERIES INFORMATION

Last Lightning Win: Apr. 10, 2014 (Philadelphia 2 @ Lightning 4)	Last Lightning Win at Home: Apr. 10, 2014 (Philadelphia 2 @ Lightning 4)
Last Philadelphia Win: Dec. 10, 2011 (Lightning 2 @ Philadelphia 5)	Last Philadelphia Win at Home: Dec. 10, 2011 (Lightning 2 @ Philadelphia 5)
Last Tie: Mar. 18, 2002 (Lightning 3 @ Philadelphia 3)	Last Lightning Win at Philadelphia: Jan. 11, 2014 (Lightning 6 @ Philadelphia 3)
Last Lightning Overtime Win: Nov. 9, 2011 (Philadelphia 1 @ Lightning 2)	Last Philadelphia Win at Tampa Bay: Feb. 15, 2011 (Philadelphia 4 @ Lightning 3, SO)
Last Philadelphia Overtime Win: Dec. 2, 2008 (Lightning 3 @ Philadelphia 4)	Most Goals by Lightning: 8, Nov. 18, 2010 (Lightning 8 @ Philadelphia 7)
Last Lightning Shootout Win: Jan. 30, 2007 (Lightning 4 @ Philadelphia 3)	Most Goals by Philadelphia: 7, 3x, last: Nov. 18, 2010 (Lightning 8 @ Philadelphia 7)
Last Philadelphia Shootout Win: Feb. 15, 2011 (Philadelphia 4 @ Lightning 3)	Most Goals by Both Teams: 15, Nov. 18, 2010 (Lightning 8 @ Philadelphia 7)
Last Lightning Shutout: Feb. 1, 2011 (Philadelphia 0 @ Lightning 4)	Last Lightning Hat Trick: Steven Stamkos, Nov. 18, 2010 (Lightning 8 @ Philadelphia 7)
Last Philadelphia Shutout: Dec. 1, 2001 (Lightning 0 @ Philadelphia 2)	Last Philadelphia Hat Trick: John LeClair, Dec. 6, 2000 (Lightning 3 @ Philadelphia 6)

## ALL-TIME SERIES

SEASON	OVERALL								HOME								ROAD							
	GP	W	L	T	OTL	PTS	GF	GA	GP	W	L	T	OTL	PTS	GF	GA	GP	W	L	T	OTL	PTS	GF	GA
2013-14	3	3	0	-	0	6	14	7	2	2	0	-	0	4	8	4	1	1	0	-	0	2	6	3
2012-13	-	-	-	-	-	-	-	-	-	-	-	-	-	-	-	-	-	-	-	-	-	-	-	
2011-12	4	3	1	-	0	6	14	10	2	2	0	-	0	4	7	2	2	1	1	-	0	2	7	8
2010-11	4	3	0	-	1	7	18	12	2	1	0	-	1	3	7	3	2	2	0	-	0	4	11	9
2009-10	4	0	4	-	0	0	7	22	2	0	2	-	0	0	4	12	2	0	2	-	0	0	3	10
2008-09	4	2	1	-	1	5	10	12	2	1	1	-	0	2	5	7	2	1	0	-	1	3	5	5
2007-08	4	2	2	-	0	4	14	12	2	1	1	-	0	2	7	6	2	1	1	-	0	2	7	6
2006-07	4	3	1	-	0	6	15	10	2	1	1	-	0	2	7	5	2	2	0	-	0	4	8	5
2005-06	4	4	0	-	0	8	21	7	2	2	0	-	0	4	11	5	2	2	0	-	0	4	10	2
2004-05	DID NOT PLAY																							
2003-04	4	4	0	0	0	8	18	8	2	2	0	0	0	4	11	3	2	2	0	0	0	4	7	5
2002-03	4	1	3	0	0	2	8	10	2	0	2	0	0	0	3	7	2	1	1	0	0	2	5	3
2001-02	4	0	3	1	0	1	6	11	2	0	2	0	0	0	3	6	2	0	1	1	0	1	3	5
2000-01	4	1	2	1	0	3	7	12	2	1	1	0	0	2	4	6	2	0	1	1	0	1	3	6
1999-00	4	1	2	0	1	3	7	12	2	1	0	0	1	3	6	4	2	0	2	0	0	0	1	8
1998-99	4	1	2	1	-	3	10	14	2	1	1	0	-	2	6	6	2	0	1	1	-	1	4	8
1997-98	6	0	5	1	-	1	9	27	3	0	2	1	-	1	6	14	3	0	3	0	-	0	3	13
1996-97	5	2	2	1	-	5	13	10	3	1	2	0	-	2	9	8	2	1	0	1	-	3	4	2
1995-96	5	1	2	2	-	4	9	12	2	1	1	0	-	2	6	5	3	0	1	2	-	2	3	7
1994-95	4	0	4	0	-	0	11	17	2	0	2	0	-	0	5	9	2	0	2	0	-	0	6	8
1993-94	5	1	3	1	-	3	13	17	3	1	2	0	-	2	8	9	2	0	1	1	-	1	5	8
1992-93	2	1	1	0	-	2	6	7	1	1	0	0	-	2	4	1	1	0	1	0	-	0	2	6
TOTALS	85	35	39	8	3	81	241	255	44	21	20	1	2	45	136	126	41	14	19	7	1	36	105	129

# 2013-14 SEASON SUMMARY

WON: 3

LOST: 0

OT: 0

## AT TAMPA BAY LIGHTNING

DATE	TEAM	OPPONENT	ATTEND	GOALTENDERS	W GOAL
10 Apr '14	Lightning 4	Flyers 2	19,204	Lindback vs Emery	Eric Brewer
27 Nov '13	Lightning 4	Flyers 2	18,427	Lindback vs Emery	Victor Hedman

## AT PHILADELPHIA FLYERS

DATE	TEAM	OPPONENT	ATTEND	GOALTENDERS	W GOAL
11 Jan '14	Lightning 6	Flyers 3	19,987	Lindback vs Mason	Valtteri Filppula

## GOALS BY PERIOD

	1ST	2ND	3RD	OT	TOTAL
LIGHTNING	2	6	6	0	14
FLYERS	0	4	3	0	7

## SHOTS BY PERIOD

	1ST	2ND	3RD	OT	TOTAL
LIGHTNING	31	32	27	0	90
FLYERS	34	31	30	0	95

## INDIVIDUAL SCORING

### TAMPA BAY LIGHTNING

Player	GP	G	A	P	+/-	PIM	PP	SH	GW	S	S%
Hedman	3	2	3	5	0	4	1	0	1	8	25.0
Johnson	3	2	3	5	5	2	0	0	0	7	28.6
Filppula	3	1	3	4	2	0	0	0	1	3	33.3
Purcell	3	1	2	3	4	0	0	0	0	3	33.3
Malone	1	2	0	2	1	6	0	0	1	2	100.0
Killorn	3	1	1	2	2	0	0	0	0	4	25.0
Palat	3	1	1	2	5	0	0	1	0	5	20.0
Stankos	1	1	1	2	0	1	0	0	0	3	33.3
Carle	3	0	2	2	5	0	0	0	0	2	0
Thompson	3	0	2	2	3	0	0	0	0	7	0
Crombeen	2	0	2	2	2	4	0	0	0	5	0
Kostka	1	0	2	2	3	0	0	0	0	0	0
Brewer	3	1	0	1	3	5	0	0	1	5	20.0
Panik	2	1	0	1	2	0	0	0	0	3	33.3
St. Louis	2	1	0	1	-1	0	0	0	0	5	20.0
Sustr	3	0	1	1	1	2	0	0	0	3	0
Gudas	2	0	1	1	3	2	0	0	0	1	0
Brown	3	0	0	0	-2	0	0	0	0	6	0
Kucherov	3	0	0	0	-1	2	0	0	0	11	0
Salo	2	0	0	0	0	0	0	0	0	1	0
Aulie	1	0	0	0	0	2	0	0	0	0	0
Barberio	1	0	0	0	1	0	0	0	0	1	0
Callahan	1	0	0	0	0	0	0	0	0	4	0
Cote	1	0	0	0	0	0	0	0	0	0	0
Pyatt	1	0	0	0	-1	0	0	0	0	1	0

Power Play: 2-10 (20.0%)

Penalty Killing: 6-9 (66.7%)

## GOALTENDING

### TAMPA BAY LIGHTNING

GOALIE	GP	MIN	W-L-OT	SO	GA	SA	SV	GAA	SV%
Lindback	3	180	3-0-0	0	7	95	88	2.33	.926

### PHILADELPHIA FLYERS

Player	GP	G	A	P	+/-	PIM	PP	SH	GW	S	S%
Giroux	3	0	4	4	-2	0	0	0	0	14	0
Voracek	3	2	1	3	0	2	0	0	0	8	25.0
Streit	3	1	2	3	-2	0	0	0	0	1	100.0
Simmonds	3	2	0	2	-4	10	2	0	0	10	20.0
Couturier	3	1	0	1	-2	2	0	0	0	4	25.0
Lecavalier	3	1	0	1	-3	0	1	0	0	11	9.1
Hartnell	3	0	1	1	-2	13	0	0	0	4	0
B. Schenn	3	0	1	1	-3	0	0	0	0	9	0
Meszaros	1	0	1	1	-1	0	0	0	0	5	0
Coburn	3	0	0	0	-1	4	0	0	0	4	0
Downie	3	0	0	0	-3	8	0	0	0	1	0
Hall	3	0	0	0	-3	0	0	0	0	4	0
Raffl	3	0	0	0	1	0	0	0	0	7	0
L. Schenn	3	0	0	0	-3	5	0	0	0	1	0
Timonen	3	0	0	0	-3	0	0	0	0	4	0
Grossmann	2	0	0	0	-3	2	0	0	0	1	0
Sustafsson	2	0	0	0	-3	0	0	0	0	0	0
McGinn	2	0	0	0	-2	0	0	0	0	2	0
MacDonald	1	0	0	0	1	2	0	0	0	2	0
Read	1	0	0	0	-1	0	0	0	0	2	0
Rinaldo	1	0	0	0	-1	0	0	0	0	0	0
Rosehill	1	0	0	0	-1	0	0	0	0	0	0
VandeVelde	1	0	0	0	0	0	0	0	0	1	0

Power Play: 3-9 (33.3%)

Penalty Killing: 8-10 (80.0%)

### PHILADELPHIA FLYERS

GOALIE	GP	MIN	W-L-OT	SO	GA	SA	SV	GAA	SV%
Emery	3	136	0-2-0	0	7	71	64	3.09	.901
Mason	1	40	0-1-0	0	5	17	12	7.53	.706



# PITTSBURGH PENGUINS

Inaugural Season:	1967-68	1001 Fifth Avenue
Arena:	CONSOL Energy Center (18,387)	Pittsburgh, PA 15219
Stanley Cup Titles:	3 (1991, 1992, 2009)	Phone: (412) 642-1300
Head Coach	Mike Johnston	Fax: (412) 255-1988
Assistant Coaches	Rick Tocchet, Gary Agnew	Website: www.pittsburghpenguins.com
Media & Communications Managers	Jennifer Bullano, Jason Seidling	Team Colors: Black, Gold and White
Co-Owner and Chairman	Mario Lemieux	
Co-Owner	Ron Burkle	
President and Chief Executive Officer	David Morehouse	
Chief Operating Officer	Travis Williams	
Executive Vice President and General Manager	Jim Rutherford	

## 2014-2015 SCHEDULE

DATE	SITE	TIME
December 15	Pittsburgh	7:00 PM
December 23	Tampa Bay	7:30 PM
January 2	Pittsburgh	7:00 PM

## SERIES INFORMATION

Last Lightning Win: Nov. 17, 2011 (Pittsburgh 1 @ Lightning 4)	Last Lightning Win at Home: Nov. 17, 2011 (Pittsburgh 1 @ Lightning 4)
Last Pittsburgh Win: Mar. 22, 2014 (Lightning 3 @ Pittsburgh 4, OT)	Last Pittsburgh Win at Home: Mar. 22, 2014 (Lightning 3 @ Pittsburgh 4, OT)
Last Tie: Oct. 19, 2002 (Lightning 3 @ Pittsburgh 3)	Last Lightning Win at Pittsburgh: Mar. 31, 2010 (Lightning 2 @ Pittsburgh 0)
Last Lightning Overtime Win: Nov. 8, 2006 (Lightning 4 @ Pittsburgh 3)	Last Pittsburgh Win at Tampa Bay: Nov. 29, 2013 (Pittsburgh 3 @ Lightning 0)
Last Pittsburgh Overtime Win: Mar. 22, 2014 (Lightning 3 @ Pittsburgh 4)	Most Goals by Lightning: 9, Nov. 8, 2003 (Pittsburgh 0 @ Lightning 9)
Last Lightning Shootout Win: Jan. 7, 2007 (Lightning 3 @ Pittsburgh 2)	Most Goals by Pittsburgh: 10, Nov. 1, 1995 (Lightning 0 @ Pittsburgh 10)
Last Pittsburgh Shootout Win: None	Most Goals by Both Teams: 11, twice, last: Nov. 6, 1999 (Lightning 7 @ Pittsburgh 4)
Last Lightning Shutout: Mar. 31, 2010 (Lightning 2 @ Pittsburgh 0)	Last Lightning Hat Trick: Vincent Lecavalier, Nov. 8, 2003 (Pittsburgh 0 @ Lightning 9)
Last Pittsburgh Shutout: Nov. 29, 2013 (Pittsburgh 3 @ Lightning 0)	Last Pittsburgh Hat Trick: Sidney Crosby Oct. 12, 2013 (Pittsburgh 5 @ Lightning 4)

## ALL-TIME SERIES

SEASON	OVERALL						HOME						ROAD					
	GP	W	L	T	OTL	PTS	GP	W	L	T	OTL	PTS	GP	W	L	T	OTL	PTS
2013-14	3	0	2	-	1	1	7	2	0	2	-	0	4	0	0	-	1	3
2012-13	3	0	3	-	0	0	9	1	0	1	-	0	2	0	2	-	0	6
2011-12	4	1	3	-	0	2	10	2	1	1	-	0	2	0	2	-	0	3
2010-11	4	2	2	-	0	4	9	2	2	0	-	0	4	2	0	2	-	0
2009-10	4	2	2	-	0	4	7	2	1	1	-	0	2	2	1	1	-	0
2008-09	4	1	2	-	1	3	8	2	0	2	-	0	0	2	1	0	-	1
2007-08	4	1	3	-	0	2	6	2	0	2	-	0	1	2	1	1	-	0
2006-07	4	4	0	-	0	8	14	2	2	0	-	0	4	2	2	0	-	0
2005-06	4	4	0	-	0	8	13	2	2	0	-	0	4	2	2	0	-	0
2004-05	DID NOT PLAY																	
2003-04	4	4	0	0	0	8	23	2	2	0	0	0	4	2	2	0	0	0
2002-03	4	1	2	1	0	3	12	2	1	1	0	0	2	0	1	1	0	1
2001-02	4	2	1	0	1	5	9	2	2	0	0	0	4	2	0	1	0	1
2000-01	4	1	2	1	0	3	10	2	1	0	1	0	3	2	0	2	0	0
1999-00	4	3	1	0	0	6	14	2	2	0	0	0	4	2	1	1	0	0
1998-99	5	1	4	0	-	2	10	3	1	2	0	-	2	6	2	0	2	-
1997-98	4	0	3	1	-	1	4	2	0	2	0	-	0	2	2	0	1	-
1996-97	4	2	1	1	-	5	16	2	1	0	1	-	3	9	2	1	1	0
1995-96	4	1	3	0	-	2	9	2	1	1	0	-	2	8	2	0	2	0
1994-95	3	1	2	0	-	2	10	1	0	1	0	-	0	3	2	1	1	0
1993-94	4	1	3	0	-	2	10	2	1	1	0	-	2	6	2	0	2	-
1992-93	2	0	1	1	-	1	7	1	0	1	0	-	0	4	1	0	0	1
TOTALS	80	32	40	5	3	72	220	40	20	18	2	0	42	119	107	40	12	22



2013-14 SEASON SUMMARY

WON:0 LOST:2 OT:1

AT TAMPA BAY LIGHTNING

DATE	TEAM	OPPONENT	ATTEND	GOALTENDERS	W GOAL
29 Nov '13	Lightning 0	Penguins 3	19,065	Bishop vs Fleury	Chris Kunitz
12 Oct '13	Lightning 4	Penguins 5	18,939	Lindback vs Fleury	Matt Niskanen

AT PITTSBURGH PENGUINS \*-Overtime \*\*-Shootout

DATE	TEAM	OPPONENT	ATTEND	GOALTENDERS	W GOAL
22 Mar '14*	Lightning 3	Penguins 4	18,668	Lindback vs Zatkoff	James Neal

GOALS BY PERIOD

	1ST	2ND	3RD	OT	TOTAL
LIGHTNING	1	3	3	0	7
PENGUINS	1	3	7	1	12

SHOTS BY PERIOD

	1ST	2ND	3RD	OT	TOTAL
LIGHTNING	23	24	16	0	63
PENGUINS	20	33	30	1	84

INDIVIDUAL SCORING

TAMPA BAY LIGHTNING

Player	GP	G	A	P	+/-	PIM	PP	SH	GW	S	S%
Stamkos	2	2	1	3	1	2	0	0	0	5	40.0
Killorn	3	1	2	3	1	6	1	0	0	5	20.0
Filppula	3	2	0	2	0	0	1	0	0	2	100.0
Hedman	3	0	2	2	2	2	0	0	0	5	0
Panik	3	0	2	2	-3	4	0	0	0	1	0
Gudas	2	0	2	2	-2	2	0	0	0	4	0
St. Louis	2	0	2	2	-1	0	0	0	0	5	0
Palet	3	1	0	1	0	0	0	0	0	2	50.0
Purcell	3	1	0	1	0	0	1	0	0	2	50.0
Carle	3	0	1	1	-3	0	0	0	0	1	0
Johnson	3	0	1	1	-3	2	0	0	0	6	0
Salo	3	0	1	1	2	2	0	0	0	2	0
Brewer	3	0	0	0	0	2	0	0	0	4	0
Thompson	3	0	0	0	1	0	0	0	0	5	0
Brown	2	0	0	0	-1	0	0	0	0	4	0
Crombeen	2	0	0	0	0	0	0	0	0	0	0
Malone	2	0	0	0	0	17	0	0	0	3	0
Sustr	2	0	0	0	-1	0	0	0	0	2	0
Barberio	1	0	0	0	0	2	0	0	0	0	0
Callahan	1	0	0	0	1	0	0	0	0	1	0
Kostka	1	0	0	0	0	0	0	0	0	2	0
Kucherov	1	0	0	0	0	0	0	0	0	2	0
Labrie	1	0	0	0	0	0	0	0	0	0	0
Pyatt	1	0	0	0	0	0	0	0	0	0	0
Tyrell	1	0	0	0	0	2	0	0	0	0	0

Power Play: 3-10 (30.0%)  
Penalty Killing: 7-14 (50.0%)

GOALTENDING

TAMPA BAY LIGHTNING

GOALIE	GP	MIN	W-L-OT	SO	GA	SA	SV	GAA	SV%
Bishop	1	60	0-1-0	0	2	28	26	2.01	.929
Lindback	2	121	0-1-1	0	9	55	46	4.45	.836



PITTSBURGH PENGUINS

Player	GP	G	A	P	+/-	PIM	PP	SH	GW	S	S%
Crosby	3	4	6	10	3	0	3	0	0	7	57.1
Malkin	3	2	5	7	-1	6	1	0	0	14	14.3
Kunitz	3	2	2	4	2	2	0	0	1	7	28.6
Jokinen	3	0	4	4	0	0	0	0	0	4	0
Niskanen	3	1	2	3	1	0	1	0	1	6	16.7
Orpik	3	1	0	1	0	0	0	0	0	4	0
Sutter	3	1	0	1	-1	0	1	0	0	6	16.7
Neal	2	1	0	1	1	4	1	0	1	4	25.0
Dupuis	2	0	1	1	3	0	0	0	0	4	0
Scuderi	2	0	1	1	1	0	0	0	0	0	0
Letang	1	0	1	1	2	0	0	0	0	2	0
Adams	3	0	0	0	-1	15	0	0	0	3	0
Maatta	3	0	0	0	0	2	0	0	0	3	0
Despres	2	0	0	0	0	0	0	0	0	2	0
Engelland	2	0	0	0	-1	0	0	0	0	5	0
Glass	2	0	0	0	0	0	0	0	0	1	0
Vitale	2	0	0	0	0	0	0	0	0	3	0
Bennett	1	0	0	0	-1	0	0	0	0	0	0
Bortuzzo	1	0	0	0	-1	2	0	0	0	2	0
Conner	1	0	0	0	0	0	0	0	0	0	0
Ebbett	1	0	0	0	0	0	0	0	0	1	0
Gibbons	1	0	0	0	-1	0	0	0	0	0	0
Goc	1	0	0	0	0	2	0	0	0	1	0
Jeffrey	1	0	0	0	0	0	0	0	0	0	0
Kobasew	1	0	0	0	0	2	0	0	0	1	0
Martin	1	0	0	0	0	2	0	0	0	1	0
Megna	1	0	0	0	0	0	0	0	0	1	0
Pyatt	1	0	0	0	0	0	0	0	0	0	0
Stempniak	1	0	0	0	-1	0	0	0	0	2	0

Power Play: 7-14 (50.0%)  
Penalty Killing: 7-10 (70.0%)

PITTSBURGH PENGUINS

GOALIE	GP	MIN	W-L-OT	SO	GA	SA	SV	GAA	SV%
Fleury	2	120	2-0-0	1	4	39	35	2.00	.897
Zatkoff	1	61	1-0-0	0	3	24	21	2.97	.845



# SAN JOSE SHARKS

Inaugural Season:	1991-92	525 West Santa Clara St.
Arena:	SAP Center (17496)	San Jose, California 95113
Stanley Cup Titles:	None	Phone: (408) 287-7070
Head Coach	Todd McLellan	Fax: (408) 999-5737
Assistant Coaches	Jim Johnson, Jay Woodcroft	Website: www.sjssharks.com
Associate Coach	Larry Robinson	Team Colors: Deep Pacific Teal, Burnt Orange and Black
Media & Communications Managers	Scott Emmert, Ben Guerrero, Ryan Stenn	
Owners	Hasso Plattner, Gary Valenzuela, Rudy Staedler, Gordon Russell	
Chief Operating Officer	John Tortora	
Executive Vice President & General Manager	Doug Wilson	

## 2014-2015 SCHEDULE

DATE	SITE	TIME
November 13	Tampa Bay	7:30 PM
February 15	San Jose	8:00 PM

## SERIES INFORMATION

Last Lightning Win: Feb. 16, 2012 (San Jose 5 @ Lightning 6, OT)	Last Lightning Win at Home: Feb. 16, 2012 (San Jose 5 @ Lightning 6, OT)
Last San Jose Win: Jan. 18, 2014 (San Jose 5 @ Lightning 4)	Last San Jose Win at Home: Nov. 21, 2013 (Lightning 1 @ San Jose 5)
Last Tie: Oct. 30, 2003 (San Jose 2 @ Lightning 2)	Last Lightning Win at San Jose: Mar. 24, 2003 (Lightning 4 @ San Jose 1)
Last Lightning Overtime Win: Feb. 16, 2012 (San Jose 5 @ Lightning 6)	Last San Jose Win at Tampa Bay: Jan. 18, 2014 (San Jose 5 @ Lightning 4)
Last San Jose Overtime Win: None	Most Goals by Lightning: 7, Mar. 1, 1996 (San Jose 3 @ Lightning 7)
Last Lightning Shootout Win: None	Most Goals by San Jose: 8, Feb. 8, 2000 (San Jose 8 @ Lightning 0)
Last San Jose Shootout Win: None	Most Goals by Both Teams: 11, Feb. 16, 2012 (San Jose 5 @ Lightning 6, OT)
Last Lightning Shutout: None	Last Lightning Hat Trick: Martin St. Louis, Jan. 18, 2014 (San Jose 5 @ Lightning 4)
Last San Jose Shutout: Oct. 25, 2008 (San Jose 3 @ Lightning 0)	Last San Jose Hat Trick: Joe Pavelski, Jan. 18, 2014 (San Jose 5 @ Lightning 4)

## ALL-TIME SERIES

SEASON	OVERALL								HOME								ROAD							
	GP	W	L	T	OTL	PTS	GF	GA	GP	W	L	T	OTL	PTS	GF	GA	GP	W	L	T	OTL	PTS	GF	GA
2013-14	2	0	2	-	0	0	5	10	1	0	1	-	0	0	4	5	1	0	1	-	0	0	1	5
2012-13	-	-	-	-	-	-	-	-	-	-	-	-	-	-	-	-	-	-	-	-	-	-	-	
2011-12	2	1	1	-	0	2	8	12	1	1	0	-	0	2	6	5	1	0	1	-	0	0	2	7
2010-11	1	0	1	-	0	0	2	5	-	-	-	-	-	-	-	-	1	0	1	-	0	0	2	5
2009-10	1	1	0	-	0	2	5	2	1	1	0	-	0	2	5	2	-	-	-	-	-	-	-	-
2008-09	2	0	2	-	0	0	1	10	1	0	1	-	0	0	0	3	1	0	1	-	0	0	1	7
2007-08	-	-	-	-	-	-	-	-	-	-	-	-	-	-	-	-	-	-	-	-	-	-	-	
2006-07	1	0	1	-	0	0	2	4	1	0	1	-	0	0	2	4	-	-	-	-	-	-	-	
2005-06	1	0	1	-	0	0	1	3	-	-	-	-	-	-	-	-	1	0	1	-	0	0	1	3
2004-05	-	-	-	-	-	-	-	-	-	-	-	-	-	-	-	-	-	-	-	-	-	-	-	
2003-04	1	0	0	1	0	1	2	2	1	0	0	1	0	1	2	2	-	-	-	-	-	-	-	
2002-03	2	2	0	0	0	4	8	3	1	1	0	0	0	2	4	2	1	1	0	0	0	2	4	1
2001-02	2	1	1	0	0	2	7	6	1	1	0	0	0	2	4	2	1	0	1	0	0	0	3	4
2000-01	1	1	0	0	0	2	2	1	1	1	0	0	0	2	2	1	-	-	-	-	-	-	-	
1999-00	2	0	1	1	0	1	3	11	1	0	1	0	0	0	0	8	1	0	0	1	0	1	3	3
1998-99	2	0	2	0	-	0	2	9	1	0	1	0	-	0	1	3	1	0	1	0	-	0	1	6
1997-98	2	1	1	0	-	2	3	4	1	1	0	0	-	2	2	1	1	0	1	0	-	0	1	3
1996-97	2	2	0	0	-	4	8	6	1	1	0	0	-	2	4	3	1	1	0	0	-	2	4	3
1995-96	2	2	0	0	-	4	13	7	1	1	0	0	-	2	6	4	1	1	0	0	-	2	7	3
1994-95	-	-	-	-	-	-	-	-	-	-	-	-	-	-	-	-	-	-	-	-	-	-	-	
1993-94	2	1	1	0	-	2	4	3	1	0	1	0	-	0	1	2	1	1	0	0	-	2	3	1
1992-93	4	3	1	0	-	6	16	11	2	1	1	0	-	2	6	3	2	2	0	0	-	4	10	8
TOTALS	32	13	15	2	0	32	92	109	17	9	7	1	0	19	49	50	15	6	8	1	0	13	43	59



# 2013-14 SEASON SUMMARY

WON: 0      LOST: 2      OT: 0

## AT TAMPA BAY LIGHTNING

DATE	TEAM	OPPONENT	ATTEND	GOALTENDERS	W GOAL
18 Jan '14	Lightning 4	Sharks 5	19,204	Bishop vs. Niemi	Joe Pavelski

## AT SAN JOSE SHARKS

DATE	TEAM	OPPONENT	ATTEND	GOALTENDERS	W GOAL
21 Nov '13	Lightning 1	Sharks 5	17,562	Lindback vs. Niemi	Brad Stuart

## GOALS BY PERIOD

	1ST	2ND	3RD	OT	TOTAL
LIGHTNING	3	1	1	0	5
SHARKS	4	4	2	0	10

## SHOTS BY PERIOD

	1ST	2ND	3RD	OT	TOTAL
LIGHTNING	25	22	19	0	66
SHARKS	32	22	14	0	68

## INDIVIDUAL SCORING

### TAMPA BAY LIGHTNING

Player	GP	G	A	P	+/-	PIM	PP	SH	GW	S	S%
St. Louis	2	4	0	4	-2	0	2	0	0	10	40.0
Johnson	2	1	2	3	1	0	0	0	0	4	25.0
Purcell	2	0	2	2	-5	0	0	0	0	9	0
Barberio	2	0	1	1	0	0	0	0	0	1	0
Brown	2	0	1	1	-1	0	1	0	0	3	0
Palet	2	0	1	1	0	0	0	0	0	7	0
Panik	2	0	1	1	0	0	0	0	0	3	0
Cote	1	0	1	1	0	7	0	0	0	0	0
Brewer	2	0	0	0	-1	2	0	0	0	2	0
Carle	2	0	0	0	-4	0	0	0	0	1	0
Filppula	2	0	0	0	-5	0	0	0	0	4	0
Gudas	2	0	0	0	-5	0	0	0	0	4	0
Hedman	2	0	0	0	-1	2	0	0	0	3	0
Killorn	2	0	0	0	-4	2	0	0	0	4	0
Malone	2	0	0	0	-1	0	0	0	0	3	0
Salo	2	0	0	0	-1	0	0	0	0	1	0
Thompson	2	0	0	0	0	0	0	0	0	1	0
Connolly	1	0	0	0	0	0	0	0	0	1	0
Crombeen	1	0	0	0	0	0	0	0	0	1	0
Kucherov	1	0	0	0	-1	0	0	0	0	4	0

Power Play: 2-5 (40.0%)  
Penalty Killing: 3-4 (75.0%)

### SAN JOSE SHARKS

Player	GP	G	A	P	+/-	PIM	PP	SH	GW	S	S%
Marleau	2	2	4	6	5	2	0	0	0	9	22.2
Wingels	2	2	2	4	5	2	0	0	0	3	66.7
Pavelski	2	3	0	3	1	0	1	0	1	6	50.0
Couture	1	0	3	3	4	0	0	0	0	6	0
Nieto	1	1	1	2	1	0	0	0	0	3	33.3
Braun	2	0	2	2	3	0	0	0	0	2	0
Kennedy	2	0	2	2	2	2	0	0	0	4	0
Thornton	2	0	2	2	-1	0	0	0	0	1	0
Burns	2	1	0	1	-1	0	0	0	0	5	20.0
Stuart	2	1	0	1	3	0	0	0	1	2	50.0
Boyle	2	0	1	1	0	0	0	0	0	6	0
Demers	2	0	1	1	3	0	0	0	0	2	0
Hannan	1	0	1	1	1	0	0	0	0	1	0
Irwin	1	0	1	1	1	2	0	0	0	1	0
Desjardins	3	0	0	0	1	7	0	0	0	3	0
Sheppard	2	0	0	0	0	0	0	0	0	3	0
Vlasic	2	0	0	0	1	0	0	0	0	4	0
Brown	1	0	0	0	0	0	0	0	0	0	0
Havlat	1	0	0	0	1	0	0	0	0	1	0
Hayes	1	0	0	0	0	2	0	0	0	1	0
Hertl	1	0	0	0	0	0	0	0	0	3	0
Kearns	1	0	0	0	0	0	0	0	0	2	0
McCarthy	1	0	0	0	0	0	0	0	0	2	0

Power Play: 1-4 (25.0%)  
Penalty Killing: 3-5 (60.0%)

## GOALTENDING

### TAMPA BAY LIGHTNING

GOALIE	GP	MIN	W-L-OT	SO	GA	SA	SV	GAA	SV%
Lindback	1	60	0-1-0	0	5	36	31	5.03	.861
Bishop	1	58	0-1-0	0	5	32	27	5.14	.844

### SAN JOSE SHARKS

GOALIE	GP	MIN	W-L-OT	SO	GA	SA	SV	GAA	SV%
Niemi	2	120	2-0-0	0	5	66	61	2.54	.924



# ST. LOUIS BLUES

Inaugural Season:	1967-68	1401 Clark Avenue at Brett Hall Way
Arena:	Scottrade Center (19,150)	St. Louis, MO 63103
Stanley Cup Titles:	None	Phone: (314) 622-2500
Head Coach	Ken Hitchcock	Fax: (314) 622-2582
Associate Coach	Brad Shaw	Website: <a href="http://www.stlouisblues.com">www.stlouisblues.com</a>
Assistant Coaches	Ray Bennett, Kirk Muller	Team Colors: White, Navy, Blue, and Gold
Media & Communications Manager	Rich Jankowski, Mike Caruso	
Chairman, Governor and Co-Owner	Tom Stillman	
Executive VP, General Manager and Alt. Governor	Doug Armstrong	
Chief Operating Officer	Bruce Affleck	

## 2014-2015 SCHEDULE

DATE	SITE	TIME
February 3	St. Louis	8:00 PM
February 12	Tampa Bay	7:30 PM

## SERIES INFORMATION

Last Lightning Win: Nov. 2, 2013 (St. Louis 2 @ Lightning 4)  
Last St. Louis Win: Mar. 4, 2014 (Lightning 2 @ St. Louis 4)  
Last Tie: Nov. 28, 2003 (St. Louis 2 @ Lightning 2)  
Last Lightning Overtime Win: Feb. 6, 2011 (St. Louis 3 @ Lightning 4)  
Last St. Louis Overtime Win: Mar. 6, 2009 (St. Louis 4 @ Lightning 3)  
Last Lightning Shootout Win: None  
Last St. Louis Shootout Win: None  
Last Lightning Shutout: None  
Last St. Louis Shutout: Nov. 12, 2011 (Lightning 0 @ St. Louis 3)

Last Lightning Win at Home: Nov. 2, 2013 (St. Louis 2 @ Lightning 4)  
Last St. Louis Win at Home: Mar. 4, 2014 (Lightning 2 @ St. Louis 4)  
Last Lightning Win at St. Louis: Dec. 19, 2009 (Lightning 6 @ St. Louis 3)  
Last St. Louis Win at Tampa Bay: Mar. 17, 2012 (St. Louis 3 @ Lightning 1)  
Most Goals by Lightning: 6, twice, last: Dec. 18, 2009 (Lightning 6 @ St. Louis 3)  
Most Goals by St. Louis: 7, Dec. 23, 1992 (Lightning 4 @ St. Louis 7)  
Most Goals by Both Teams: 11, twice, last: Dec. 23, 1992 (Lightning 4 @ St. Louis 7)  
Last Lightning Hat Trick: None  
Last St. Louis Hat Trick: None

## ALL-TIME SERIES

SEASON	OVERALL								HOME								ROAD							
	GP	W	L	T	OTL	PTS	GF	GA	GP	W	L	T	OTL	PTS	GF	GA	GP	W	L	T	OTL	PTS	GF	GA
2013-14	2	1	1	-	-	2	6	6	-	-	-	-	-	0	2	4	2	1	0	1	-	0	2	4
2012-13	-	-	-	-	-	-	-	-	-	-	-	-	-	-	-	-	-	-	-	-	-	-	-	
2011-12	2	0	2	-	0	0	1	6	1	0	1	-	0	0	1	3	1	0	1	-	0	0	0	3
2010-11	1	1	0	-	0	2	4	3	1	1	0	-	0	2	4	3	-	-	-	-	-	-	-	
2009-10	1	1	0	-	0	2	6	3	-	-	-	-	-	-	-	-	1	1	0	-	0	2	6	3
2008-09	1	0	0	-	1	1	3	4	1	0	0	-	1	1	3	4	-	-	-	-	-	-	-	
2007-08	1	1	0	-	0	2	5	4	-	-	-	-	-	-	-	-	1	1	0	-	0	2	5	4
2006-07	-	-	-	-	-	-	-	-	-	-	-	-	-	-	-	-	-	-	-	-	-	-	-	
2005-06	1	1	0	-	0	2	5	4	1	1	0	-	0	2	5	4	-	-	-	-	-	-	-	
2004-05	DID NOT PLAY																							
2003-04	2	0	0	1	1	2	5	6	1	0	0	1	0	1	2	2	1	0	0	0	1	1	3	4
2002-03	1	0	1	0	0	0	1	5	-	-	-	-	-	-	-	-	1	0	1	0	0	0	1	5
2001-02	1	1	0	0	0	2	4	3	1	1	0	0	0	2	4	3	-	-	-	-	-	-	-	
2000-01	2	1	1	0	0	2	4	6	1	1	0	0	0	2	3	2	1	0	1	0	0	0	1	4
1999-00	1	0	1	0	0	0	1	5	1	0	1	0	0	0	1	5	-	-	-	-	-	-	-	
1998-99	2	0	2	0	-	0	4	8	1	0	1	0	-	0	4	5	1	0	1	0	-	0	0	3
1997-98	2	0	1	1	-	1	4	5	1	0	0	1	-	1	2	2	1	0	1	0	-	0	2	3
1996-97	2	1	1	0	-	2	6	7	1	1	0	0	-	2	3	2	1	0	1	0	-	0	3	5
1995-96	2	0	2	0	-	0	3	5	1	0	1	0	-	0	2	3	1	0	1	0	-	0	1	2
1994-95	-	-	-	-	-	-	-	-	-	-	-	-	-	-	-	-	-	-	-	-	-	-	-	
1993-94	2	1	1	0	-	2	8	10	1	1	0	0	-	2	4	3	1	0	1	0	-	0	4	7
1992-93	7	2	4	1	-	5	22	26	4	1	2	1	-	3	13	15	3	1	2	0	-	2	9	11
TOTALS	33	11	17	3	2	27	92	116	18	8	6	3	1	20	55	58	15	3	11	0	1	7	37	58



# 2013-14 SEASON SUMMARY

WON: 1

LOST: 1

OT: 0



## AT TAMPA BAY LIGHTNING

DATE	TEAM	OPPONENT	ATTEND	GOALTENDERS	W GOAL
02 Nov '13	Lightning 4	Blues 2	18,885	Bishop vs Halak	Brett Connolly

## AT ST. LOUIS BLUES

DATE	TEAM	OPPONENT	ATTEND	GOALTENDERS	W GOAL
04 Mar '14	Lightning 2	Blues 4	18,602	Bishop vs Miller	Alexander Steen

## GOALS BY PERIOD

	1ST	2ND	3RD	OT	TOTAL
LIGHTNING	3	1	2	0	6
BLUES	1	3	2	0	6

## SHOTS BY PERIOD

	1ST	2ND	3RD	OT	TOTAL
LIGHTNING	12	15	15	0	42
BLUES	21	17	21	0	59

## INDIVIDUAL SCORING

### TAMPA BAY LIGHTNING

Player	GP	G	A	P	+/-	PIM	PP	SH	GW	S	S%
Killorn	2	2	4	2	0	0	0	0	2	100.0	
Filppula	2	1	1	2	1	2	0	0	0	3	33.3
Johnson	2	1	0	1	-2	0	1	0	0	4	25.0
Connolly	1	1	0	1	0	0	0	0	1	3	33.3
Stamkos	1	1	0	1	1	2	0	0	0	3	33.3
Barberio	2	0	1	1	0	2	0	0	0	0	0
Brewer	2	0	1	1	-1	2	0	0	0	1	0
Hedman	2	0	1	1	-1	0	0	0	0	4	0
Purcell	2	0	1	1	0	0	0	0	0	1	0
St. Louis	2	0	1	1	-3	0	0	0	0	5	0
Gudas	1	0	1	1	0	0	0	0	0	0	0
Carle	2	0	0	0	-2	2	0	0	0	1	0
Crombeen	2	0	0	0	0	0	0	0	0	1	0
Malone	2	0	0	0	0	2	0	0	0	4	0
Palat	2	0	0	0	-3	0	0	0	0	1	0
Salo	2	0	0	0	2	0	0	0	0	2	0
Thompson	2	0	0	0	0	0	0	0	0	3	0
Aulie	1	0	0	0	0	0	0	0	0	0	0
Brown	1	0	0	0	0	0	0	0	0	1	0
Kucherov	1	0	0	0	0	0	0	0	0	1	0
Panik	1	0	0	0	0	0	0	0	0	0	0
Pyatt	1	0	0	0	0	0	0	0	0	2	0

Power Play: 1-7 (14.3%)  
Penalty Killing: 5-5 (100.0%)

### ST. LOUIS BLUES

Player	GP	G	A	P	+/-	PIM	PP	SH	GW	S	S%
Schwartz	2	1	2	3	1	2	0	0	0	8	12.5
Steen	2	1	2	3	2	2	0	0	1	6	16.7
Backes	2	0	3	3	2	2	0	0	0	4	0
Berglund	2	1	1	2	1	0	0	0	0	4	25.0
Oshie	2	1	1	2	3	2	1	0	0	4	25.0
Pietrangelo	2	1	1	2	0	0	0	0	0	1	100.0
Tarasenko	2	1	1	2	1	0	0	0	0	5	20.0
Shattenkirk	2	0	1	1	-1	0	0	0	0	2	0
Bouwmeester	2	0	0	0	1	0	0	0	0	8	0
Jackman	2	0	0	0	1	0	0	0	0	2	0
Lapierre	2	0	0	0	-1	0	0	0	0	0	0
Polak	2	0	0	0	1	0	0	0	0	0	0
Reaves	2	0	0	0	0	0	0	0	0	1	0
Roy	2	0	0	0	-2	0	0	0	0	1	0
Cole	1	0	0	0	1	0	0	0	0	1	0
Leopold	1	0	0	0	-1	2	0	0	0	0	0
Morrow	1	0	0	0	0	2	0	0	0	2	0
Ott	1	0	0	0	0	0	0	0	0	2	0
Paajarvi	1	0	0	0	0	0	0	0	0	1	0
Porter	1	0	0	0	0	0	0	0	0	1	0
Sobotka	1	0	0	0	-3	2	0	0	0	3	0
Stewart	1	0	0	0	-2	0	0	0	0	3	0

Power Play: 0-5 (0.0%)  
Penalty Killing: 6-7 (85.7%)

## GOALTENDING

### TAMPA BAY LIGHTNING

GOALIE	GP	MIN	W-L-OT	SO	GA	SA	SV	GAA	SV%
Bishop	2	118	1-1-0	0	5	58	53	2.53	.914

### ST. LOUIS BLUES

GOALIE	GP	MIN	W-L-OT	SO	GA	SA	SV	GAA	SV%
Miller	1	60	1-0-0	0	2	17	15	2.01	.882
Halak	1	57	0-1-0	0	4	25	21	4.20	.840



# TORONTO MAPLE LEAFS

Inaugural Season:	1917-18	40 Bay Street
Arena:	Air Canada Centre (18,819)	Toronto, Ontario, Canada M5J 2X2
Stanley Cup Titles:	13 (1918, 1922, 1932, 1942, 1945, 1947-49, 1951, 1962-64, 1967)	Phone: (416) 815-5700
Head Coach	Randy Carlyle	Fax: (416) 359-9331
Assistant Coaches	Peter Horachek, Steve Spott, Chris Dennis	Website: mapleleafs.nhl.com
Ownership	Maple Leaf Sports & Entertainment (Larry Tanenbaum, Chairman)	Team Colors: Blue and White
President and Alternate Governor	Brendan Shanahan	
General Manger and Senior VP	Dave Nonis	
Media & Communications Managers	Steve Keogh, Ian Meagher	

## 2014-2015 SCHEDULE

DATE	SITE	TIME
November 20	Toronto	7:30 PM
December 29	Tampa Bay	7:30 PM
March 5	Tampa Bay	7:30 PM
March 31	Toronto	7:30 PM

## SERIES INFORMATION

Last Lightning Win: Apr. 8, 2014 (Toronto 0 @ Lightning 3)

Last Toronto Win: Feb. 6, 2014 (Toronto 4 @ Lightning 1)

Last Tie: Feb. 10, 2004 (Toronto 4 @ Lightning 4)

Last Lightning Overtime Win: Nov. 30, 2010 (Lightning 4 @ Toronto 3)

Last Toronto Overtime Win: Apr. 5, 2012 (Lightning 2 @ Toronto 3)

Last Lightning Shootout Win: Jan. 31, 2008 (Toronto 2 @ Lightning 3)

Last Toronto Shootout Win: Mar. 17, 2009 (Toronto 4 @ Lightning 3)

Last Lightning Shutout: Apr. 8, 2014 (Toronto 0 @ Lightning 3)

Last Toronto Shutout: Dec. 16, 2003 (Lightning 0 @ Toronto 3)

Last Lightning Win at Home: Apr. 8, 2014 (Toronto 0 @ Lightning 3)

Last Toronto Win at Home: Jan. 28, 2014 (Lightning 2 @ Toronto 3)

Last Lightning Win at Toronto: Mar. 19, 2014 (Lightning 5 @ Toronto 3)

Last Toronto Win at Tampa Bay: Feb. 6, 2014 (Toronto 4 @ Lightning 1)

Most Goals by Lightning: 7, twice, Last: Mar. 23, 2004 (Lightning 7 @ Toronto 2)

Most Goals by Toronto: 8, Mar. 12, 1993 (Lightning 2 @ Toronto 8)

Most Goals by Both Teams: 11, Oct. 12, 1996 (Lightning 7 @ Toronto 4)

Last Lightning Hat Trick: Steven Stamkos, Mar. 19, 2014 (Lightning 5 @ Toronto 3)

Last Toronto Hat Trick: Alexander Mogilny, Nov. 5, 2002 (Lightning 3 @ Toronto 4)

## ALL-TIME SERIES

SEASON	OVERALL						HOME						ROAD					
	GP	W	L	T	OTL	PTS	GP	W	L	T	OTL	PTS	GP	W	L	T	OTL	PTS
2013-14	4	2	2	-	0	4	2	1	1	-	0	2	2	1	1	-	0	2
2012-13	3	2	1	-	0	4	2	2	0	-	0	4	1	0	1	-	0	0
2011-12	4	0	3	-	1	1	2	0	2	-	0	0	2	0	1	-	1	1
2010-11	4	4	0	-	0	8	2	2	0	-	0	4	2	2	0	-	0	4
2009-10	4	2	1	-	1	5	2	1	1	-	0	2	2	1	0	-	1	3
2008-09	4	3	0	-	1	7	2	1	0	-	1	3	2	2	0	-	0	4
2007-08	4	2	1	-	1	5	2	2	0	-	0	4	2	0	1	-	1	1
2006-07	4	0	4	-	0	0	2	0	2	-	0	0	2	0	2	-	0	0
2005-06	4	2	2	-	0	4	2	2	0	-	0	4	2	0	2	-	0	0
2004-05	DID NOT PLAY																	
2003-04	4	2	1	1	0	5	2	1	0	1	0	3	2	1	1	0	0	2
2002-03	4	0	2	0	2	2	2	0	1	0	1	1	2	0	1	0	1	1
2001-02	4	0	4	0	0	0	2	0	2	0	0	0	2	0	2	0	0	0
2000-01	4	2	1	1	0	5	2	1	1	0	0	2	2	1	0	1	0	3
1999-00	3	0	3	0	0	0	2	0	2	0	0	0	1	0	1	0	0	0
1998-99	4	0	4	0	-	0	2	0	2	0	-	0	2	0	2	0	-	0
1997-98	2	0	2	0	-	0	1	0	1	0	-	0	1	0	1	0	-	0
1996-97	2	1	1	0	-	2	1	0	1	0	-	0	1	1	0	0	-	2
1995-96	2	1	1	0	-	2	1	0	1	0	-	0	1	1	0	0	-	2
1994-95	-	-	-	-	-	-	-	-	-	-	-	-	-	-	-	-	-	-
1993-94	3	2	1	0	-	4	1	0	1	0	-	0	2	2	0	0	-	4
1992-93	9	2	7	0	-	4	4	1	3	0	-	2	5	1	4	0	-	2
TOTALS	76	27	41	2	6	62	38	14	21	1	2	31	38	13	20	1	4	31

2013-14 SEASON SUMMARY

WON:2 LOST:2 OT:0

AT TAMPA BAY LIGHTNING

DATE	TEAM	OPPONENT	ATTEND	GOALTENDERS	W GOAL
08 Apr '14	Lightning 3	Maple Leafs 0	18,896	Bishop, Lindback vs Reimer	Ondrej Palat
06 Feb '14	Lightning 1	Maple Leafs 4	19,204	Bishop, Desjardins vs Bernier	Jay McClement

AT TORONTO MAPLE LEAFS

DATE	TEAM	OPPONENT	ATTEND	GOALTENDERS	W GOAL
19 Mar '14	Lightning 5	Maple Leafs 3	19,585	Bishop vs Reimer	Steven Stamkos
28 Jan '14	Lightning 2	Maple Leafs 3	19,475	Bishop vs Reimer	James Van Riemsdyk



GOALS BY PERIOD

	1ST	2ND	3RD	OT	TOTAL
LIGHTNING	3	5	3	0	11
MAPLE LEAFS	2	3	5	0	10

SHOTS BY PERIOD

	1ST	2ND	3RD	OT	TOTAL
LIGHTNING	39	58	43	0	140
MAPLE LEAFS	37	39	53	0	129

INDIVIDUAL SCORING

TAMPA BAY LIGHTNING

Player	GP	G	A	P	+/-	PIM	PP	SH	GW	S	S%
St. Louis	4	3	2	5	2	0	1	0	1	12	25.0
Stamkos	2	3	1	4	2	0	1	0	1	6	50.0
Hedman	4	1	2	3	-2	0	0	0	0	13	7.7
Johnson	4	1	2	3	0	2	1	0	0	7	14.3
Gudas	4	1	1	2	-1	12	0	0	0	13	7.7
Filppula	4	0	2	2	-2	0	0	0	0	1	0
Malone	3	0	2	2	0	0	0	0	0	6	0
Carle	4	1	0	1	-2	2	0	0	0	8	12.5
Barberio	2	1	0	1	0	0	0	0	0	3	33.3
Brewer	4	0	1	1	3	2	0	0	0	2	0
Purcell	4	0	1	1	-5	0	0	0	0	12	0
Salo	4	0	1	1	-3	0	0	0	0	2	0
Crombeen	3	0	1	1	0	7	0	0	0	5	0
Kucherov	3	0	1	1	0	2	0	0	0	4	0
St. Louis	2	0	1	1	-3	0	0	0	0	6	0
Brown	4	0	0	0	-1	2	0	0	0	14	0
Killorn	4	0	0	0	0	17	0	0	0	5	0
Thompson	4	0	0	0	1	0	0	0	0	6	0
Callahan	2	0	0	0	0	0	0	0	0	6	0
Pyatt	2	0	0	0	-1	0	0	0	0	2	0
Aulie	1	0	0	0	0	0	0	0	0	0	0
Cote	1	0	0	0	0	0	0	0	0	3	0
Kostka	1	0	0	0	1	0	0	0	0	2	0
Panik	1	0	0	0	0	0	0	0	0	2	0
Sustr	1	0	0	0	0	2	0	0	0	0	0

Power Play: 3-10 (30.0%)  
Penalty Killing: 10-10 (100.0%)

TORONTO MAPLE LEAFS

Player	GP	G	A	P	+/-	PIM	PP	SH	GW	S	S%
Bozak	4	1	3	4	2	2	0	0	0	11	9.1
Kessel	4	1	3	4	1	0	0	0	0	16	6.2
Gunnarson	4	0	3	3	0	2	0	0	0	3	0
Kadri	4	2	0	2	-2	0	0	0	0	12	16.7
Van Riemsdyk	4	2	0	2	1	2	0	0	1	15	13.3
Kulemin	4	1	1	2	1	0	0	0	0	5	0
Rielly	4	0	2	2	-1	0	0	0	0	2	0
Lupul	3	0	2	2	1	2	0	0	0	7	0
Gardiner	4	1	0	1	-2	0	0	0	0	13	0
McClement	4	1	0	1	0	2	0	0	1	5	20.0
Raymond	4	1	0	1	-1	0	0	0	0	9	0
Franson	4	0	1	1	2	0	0	0	0	4	0
Gleason	4	0	1	1	2	14	0	0	0	5	0
Clarkson	3	0	1	1	1	9	0	0	0	7	0
Bodie	4	0	0	0	1	2	0	0	0	6	0
Phaneuf	4	0	0	0	2	2	0	0	0	4	0
Ashton	2	0	0	0	0	0	0	0	0	1	0
Holland	2	0	0	0	0	2	0	0	0	4	0
Orr	2	0	0	0	0	0	0	0	0	0	0
Ranger	1	0	0	0	1	0	0	0	0	0	0
D'Amigo	1	0	0	0	0	0	0	0	0	0	0
McLaren	1	0	0	0	0	0	0	0	0	0	0

Power Play: 0-10 (0.0%)  
Penalty Killing: 7-10 (70.0%)

GOALTENDING

TAMPA BAY LIGHTNING

GOALIE	GP	MIN	W-L-OT	SO	GA	SA	SV	GAA	SV%
Lindback	1	54	1-0-0	0	0	25	25	0.00	1.000
Bishop	4	164	1-1-0	0	7	90	83	2.56	.922
Desjardins	1	18	0-1-0	0	2	13	11	6.65	.846

TORONTO MAPLE LEAFS

GOALIE	GP	MIN	W-L-OT	SO	GA	SA	SV	GAA	SV%
Bernier	2	120	2-0-0	0	3	76	73	1.50	.961
Reimer	2	117	0-2-0	0	7	63	56	3.58	.889



# VANCOUVER CANUCKS

Inaugural Season:  
Arena:  
Stanley Cup Titles:  
Head Coach  
Assistant Coaches  
President, Alternate Governor  
General Manager  
Media & Communications Managers  
Chairman & Governor  
Alternate Governors  
Chief Operating Officer & Alternate Governor

1970-71  
General Motors Place (18,630)  
None  
Willie Desjardins  
Glenn Gulutzan, Doug Lidster  
Trevor Linden  
Jim Benning  
Ben Brown, T.C. Carling  
Francesco Aquilini  
Roberto Aquilini, Paolo Aquilini  
Victor de Bonis

Rogers Arena  
800 Griffiths Way  
Vancouver, British Columbia V6B 6G1  
Phone: (604) 899-4600  
Fax: (604) 899-4640  
Website: canucks.nhl.com  
Team Colors: Blue, White and Green

## 2014-2015 SCHEDULE

DATE	SITE	TIME
October 18	Vancouver	10:00 PM
January 20	Tampa Bay	7:30 PM

## SERIES INFORMATION

Last Lightning Win: Mar. 17, 2014 (Vancouver 3 @ Lightning 4)

Last Vancouver Win: Jan. 10, 2012 (Vancouver 5 @ Lightning 4, SO)

Last Tie: Dec. 10, 2001 (Lightning 1 @ Vancouver 1)

Last Lightning Overtime Win: Dec. 11, 2010 (Lightning 5 @ Vancouver 4)

Last Vancouver Overtime Win: Jan. 21, 2004 (Lightning 4 @ Vancouver 5)

Last Lightning Shootout Win: None

Last Vancouver Shootout Win: Jan. 10, 2012 (Vancouver 5 @ Lightning 4)

Last Lightning Shutout: None

Last Vancouver Shutout: Jan. 4, 1993 (Lightning 0 @ Vancouver 7)

Last Lightning Win at Home: Mar. 17, 2014 (Vancouver 3 @ Lightning 4)

Last Vancouver Win at Home: Feb. 27, 2009 (Lightning 1 @ Vancouver 2)

Last Lightning Win at Vancouver: Jan. 1, 2014 (Lightning 4 @ Vancouver 2)

Last Vancouver Win at Tampa Bay: Jan. 10, 2012 (Vancouver 5 @ Lightning 4, SO)

Most Goals by Lightning: 5, 3x, last: Dec. 11, 2010 (Lightning 5 @ Vancouver 4, OT)

Most Goals by Vancouver: 9, Jan. 6, 1996 (Lightning 2 @ Vancouver 9)

Most Goals by Both Teams: 11, twice, last: Oct. 19, 1999 (Vancouver 6 @ Lightning 5)

Last Lightning Hat Trick: None

Last Vancouver Hat Trick: Mason Raymond, Jan. 6, 1996 (Lightning 2 @ Vancouver 9)

## ALL-TIME SERIES

SEASON	OVERALL								HOME								ROAD							
	GP	W	L	T	OTL	PTS	GF	GA	GP	W	L	T	OTL	PTS	GF	GA	GP	W	L	T	OTL	PTS	GF	GA
2013-14	2	2	0	-	0	4	8	5	-	-	-	-	0	2	4	3	1	1	0	-	0	2	4	2
2012-13	-	-	-	-	-	-	-	-	-	-	-	-	-	-	-	-	-	-	-	-	-	-	-	
2011-12	1	0	0	-	1	1	4	4	1	0	0	-	1	1	4	4	-	-	-	-	-	-	-	
2010-11	1	1	0	-	0	2	5	4	-	-	-	-	-	-	-	-	1	1	0	-	0	2	5	4
2009-10	1	1	0	-	0	2	3	1	1	1	0	-	0	2	3	1	-	-	-	-	-	-	-	
2008-09	1	0	1	-	0	0	1	2	-	-	-	-	-	-	-	-	1	0	1	-	0	0	1	2
2007-08	1	1	0	-	0	2	4	3	1	1	0	-	0	2	4	3	-	-	-	-	-	-	-	
2006-07	1	0	1	-	0	0	1	5	-	-	-	-	-	-	-	-	1	0	1	-	0	0	1	5
2005-06	-	-	-	-	-	-	-	-	-	-	-	-	-	-	-	-	-	-	-	-	-	-	-	
2004-05	DID NOT PLAY																							
2003-04	1	0	0	0	1	1	4	5	-	-	-	-	-	-	-	-	1	0	0	0	1	1	4	5
2002-03	1	0	1	0	0	0	3	5	1	0	1	0	0	0	3	5	-	-	-	-	-	-	-	
2001-02	1	0	0	1	0	1	1	1	-	-	-	-	-	-	-	-	1	0	0	1	0	1	1	1
2000-01	1	0	1	0	0	0	4	5	1	0	1	0	0	0	4	5	-	-	-	-	-	-	-	
1999-00	2	0	0	1	1	2	8	9	1	0	0	0	1	1	5	6	1	0	0	1	0	1	3	3
1998-99	1	1	0	0	-	2	3	2	1	1	0	0	-	2	3	2	-	-	-	-	-	-	-	
1997-98	2	1	1	0	-	2	6	7	1	1	0	0	-	2	4	2	1	0	1	0	-	0	2	5
1996-97	2	0	2	0	-	0	4	8	1	0	1	0	-	0	2	5	1	0	1	0	-	0	2	3
1995-96	2	1	1	0	-	2	7	13	1	1	0	0	-	2	5	4	1	0	1	0	-	0	2	9
1994-95	-	-	-	-	-	-	-	-	-	-	-	-	-	-	-	-	-	-	-	-	-	-	-	
1993-94	2	0	2	0	-	0	3	6	1	0	1	0	-	0	2	3	1	0	1	0	-	0	1	3
1992-93	3	0	3	0	-	0	5	16	1	0	1	0	-	0	3	5	2	0	2	0	-	0	2	11
TOTALS	26	8	13	2	3	21	74	102	13	6	5	0	2	14	46	49	13	2	8	2	1	7	28	53



# 2013-14 SEASON SUMMARY

WON: 2

LOST: 0

OT: 0

## AT TAMPA BAY LIGHTNING

DATE	TEAM	OPPONENT	ATTEND	GOALTENDERS	W GOAL
17 Mar '14	Lightning 4	Canucks 3	19,204	Bishop vs Lack	Tom Pyatt

## AT VANCOUVER CANUCKS

DATE	TEAM	OPPONENT	ATTEND	GOALTENDERS	W GOAL
01 Jan '14	Lightning 4	Canucks 2	18,910	Bishop vs Lack	Nikita Kucherov

## GOALS BY PERIOD

	1ST	2ND	3RD	OT	TOTAL
LIGHTNING	1	5	2	0	8
CANUCKS	0	2	3	0	5

## SHOTS BY PERIOD

	1ST	2ND	3RD	OT	TOTAL
LIGHTNING	21	27	15	0	63
CANUCKS	18	17	23	0	58

## INDIVIDUAL SCORING

### TAMPA BAY LIGHTNING

Player	GP	G	A	P	+/-	PIM	PP	SH	GW	S	S%
Filppula	2	2	1	3	1	2	0	0	0	5	40.0
Palat	2	1	2	3	3	0	0	0	0	7	14.3
Killorn	2	1	1	2	2	0	0	0	0	5	20.0
Stankos	1	1	1	2	0	0	1	0	0	3	33.3
Carle	2	0	2	2	0	2	0	0	0	3	0
Hedman	2	0	2	2	3	0	0	0	0	7	0
Johnson	2	1	0	1	2	0	0	0	0	4	25.0
Kucherov	1	1	0	1	0	0	1	0	1	3	33.3
Pyatt	1	1	0	1	0	2	0	0	1	2	50.0
Brown	2	0	1	1	0	0	0	0	0	3	0
Gudas	2	0	1	1	-1	4	0	0	0	3	0
Purcell	2	0	1	1	2	0	0	0	0	1	0
Barberio	1	0	1	1	0	0	0	0	0	1	0
Callahan	1	0	1	1	-1	0	0	0	0	3	0
Brewer	2	0	0	0	-1	0	0	0	0	2	0
Malone	2	0	0	0	-2	0	0	0	0	2	0
Thompson	2	0	0	0	-1	0	0	0	0	3	0
Cote	1	0	0	0	0	2	0	0	0	1	0
Crombeen	1	0	0	0	0	0	0	0	0	2	0
Kostka	1	0	0	0	-1	0	0	0	0	1	0
Panik	1	0	0	0	-2	0	0	0	0	1	0
Salo	1	0	0	0	2	0	0	0	0	0	0
St. Louis	1	0	0	0	1	0	0	0	0	1	0
Sustr	1	0	0	0	2	0	0	0	0	0	0

Power Play: 2-7 (28.6%)

Penalty Killing: 4-5 (80.0%)

### VANCOUVER CANUCKS

Player	GP	G	A	P	+/-	PIM	PP	SH	GW	S	S%
Burrows	1	2	1	3	1	0	1	0	0	4	50.0
Dalpe	2	1	0	1	1	0	0	0	0	3	33.3
Hansen	2	1	0	1	0	0	0	1	0	4	25.0
Richardson	1	1	0	1	0	0	0	0	0	2	50.0
Bieksa	2	0	1	1	0	2	0	0	0	6	0
Higgins	2	0	1	1	-3	2	0	0	0	3	0
Sedin	2	0	1	1	1	4	0	0	0	2	0
Sestito	2	0	1	1	0	0	0	0	0	0	0
Edler	1	0	1	1	1	2	0	0	0	2	0
Jensen	1	0	1	1	1	0	0	0	0	4	0
Weise	1	0	1	1	1	0	0	0	0	1	0
Booth	2	0	0	0	-2	0	0	0	0	4	0
Garrison	2	0	0	0	-2	0	0	0	0	4	0
Hamhuis	2	0	0	0	-1	0	0	0	0	3	0
Kassian	2	0	0	0	-1	4	0	0	0	2	0
Tanev	2	0	0	0	0	0	0	0	0	2	0
Weber	2	0	0	0	-1	2	0	0	0	5	0
Corrado	1	0	0	0	0	0	0	0	0	1	0
Kesler	1	0	0	0	-1	0	0	0	0	0	0
Matthias	1	0	0	0	-2	0	0	0	0	2	0
Santorelli	1	0	0	0	-2	0	0	0	0	1	0
Schroeder	1	0	0	0	-1	0	0	0	0	1	0
Sedin	1	0	0	0	0	0	0	0	0	2	0
Stanton	1	0	0	0	-1	0	0	0	0	0	0

Power Play: 1-5 (20.0%)

Penalty Killing: 5-7 (71.4%)

## GOALTENDING

### TAMPA BAY LIGHTNING

GOALIE	GP	MIN	W-L-OT	SO	GA	SA	SV	GAA	SV%
Bishop	2	120	2-0-0	0	5	58	53	2.50	.914

### VANCOUVER CANUCKS

GOALIE	GP	MIN	W-L-OT	SO	GA	SA	SV	GAA	SV%
Lack	2	116	0-2-0	0	8	63	55	4.13	.873



# WASHINGTON CAPITALS

Inaugural Season:	1974-75	Kettler Capitals Iceplex
Arena:	Verizon Center (18,277)	627 N. Glebe Rd., Suite 850
Stanley Cup Titles:	None	Arlington, VA 22203
Head Coach	Barry Trotz	Phone: (202) 266-2200
Assistant Coaches	Blaine Forsythe, Lane Lambert, Todd Reirden	Fax: (202) 266-2360
Media & Communications Managers	Sergey Kocharov, Pace Sagerster, Megan Eichenberg	Website: capitals.nhl.com
Majority Owner, Chairman and Chief Executive Officer	Ted Leonsis	Team Colors: Red, White and Blue
Vice Chairman and Chief Operating Officer, Team President	Dick Patrick	
Vice Chairmen	Raul Fernandez, Sheila Johnson	
Senior Vice President and General Manager	Brian MacLellan	

## 2014-2015 SCHEDULE

DATE	SITE	TIME
November 1	Tampa Bay	7:00 PM
December 9	Tampa Bay	7:30 PM
December 13	Washington	7:00 PM

## SERIES INFORMATION

Last Lightning Win: Apr. 13, 2014 (Lightning 1 @ Washington 0, SO)	Last Lightning Win at Home: Jan. 19, 2013 (Washington 3 @ Lightning 6)
Last Washington Win: Jan. 9, 2014 (Washington 4 @ Lightning 3)	Last Washington Win at Home: Dec. 10, 2013 (Lightning 5 @ Washington 6, SO)
Last Tie: Oct. 23, 2001 (Lightning 1 vs. Washington 1)	Last Lightning Win at Washington: Apr. 13, 2014 (Lightning 1 @ Washington 0, SO)
Last Lightning Overtime Win: Jan. 31, 2012 (Washington 3 @ Lightning 4)	Last Washington Win at Tampa Bay: Jan. 9, 2014 (Washington 4 @ Lightning 3)
Last Washington Overtime Win: Apr. 13, 2013 (Lightning 5 @ Washington 6)	Most Goals by Lightning: 7, Jan. 12, 2010 (Washington 4 @ Lightning 7)
Last Lightning Shootout Win: Apr. 13, 2014 (Lightning 1 @ Washington 0)	Most Goals by Washington: 10, Feb. 3, 1999 (Lightning 1 @ Washington 10)
Last Washington Shootout Win: Dec. 10, 2013 (Lightning 5 @ Washington 6)	Most Goals by Both Teams: 11, 5 times, last: Dec. 10, 2013 (Lightning 5 @ Washington 6, SO)
Last Lightning Shutout: Apr. 13, 2014 (Lightning 1 @ Washington 0, SO)	Last Lightning Hat Trick: None
Last Washington Shutout: Nov. 26, 2010 (Lightning 0 @ Washington 6)	Last Washington Hat Trick: Alex Ovechkin, Dec. 10, 2013 (Lightning 5 @ Washington 6, SO)

## ALL-TIME SERIES

SEASON	OVERALL						HOME						ROAD					
	GP	W	L	T	OTL	PTS	GP	W	L	T	OTL	PTS	GP	W	L	T	OTL	PTS
2013-14	3	1	1	-	1	3	9	1	0	1	-	0	2	1	0	-	1	3
2012-13	4	1	2	-	1	3	16	2	1	1	-	0	2	0	1	-	1	7
2011-12	6	3	1	-	2	8	20	3	3	0	-	0	6	0	1	-	2	10
2010-11	6	2	3	-	1	5	10	3	1	1	-	1	3	1	2	-	0	2
2009-10	6	2	4	-	0	4	17	3	1	2	-	0	2	1	2	-	0	2
2008-09	6	0	6	-	0	0	14	3	0	3	-	0	0	3	0	3	-	0
2007-08	8	2	5	-	1	5	23	4	1	2	-	1	3	1	3	-	0	2
2006-07	8	6	2	-	0	12	32	4	3	1	-	0	6	3	1	-	0	6
2005-06	8	4	2	-	2	10	24	4	3	1	-	-	6	1	1	-	2	4
2004-05								DID NOT PLAY										
2003-04	6	4	2	0	0	8	21	3	2	1	0	0	4	3	2	1	0	4
2002-03	5	2	3	0	0	4	9	3	2	1	0	0	4	2	0	2	0	0
2001-02	5	0	4	1	0	1	7	2	0	1	1	0	1	3	0	3	0	0
2000-01	5	1	4	0	0	2	11	3	1	2	0	0	2	0	2	0	0	0
1999-00	5	0	5	0	0	0	10	2	0	2	0	0	0	3	0	3	0	0
1998-99	5	2	3	0	-	4	13	3	1	2	0	-	2	2	1	1	0	-
1997-98	5	3	2	0	-	6	16	2	1	1	0	-	2	3	1	0	-	4
1996-97	5	1	4	0	-	2	12	3	1	2	0	-	2	0	2	0	-	0
1995-96	6	2	2	2	-	6	9	3	1	1	1	-	3	1	1	1	-	3
1994-95	4	0	3	1	-	1	4	2	0	2	0	-	0	2	0	1	1	-
1993-94	5	1	3	1	-	3	13	2	0	2	0	-	0	1	1	1	1	-
1992-93	2	0	1	1	-	1	5	1	0	1	0	-	0	1	0	0	1	-
TOTALS	113	37	62	6	8	88	295	56	22	30	2	2	48	147	175	57	15	32

# 2013-14 SEASON SUMMARY

WON: 1

LOST: 1

OT: 1



## AT TAMPA BAY LIGHTNING

DATE	TEAM	OPPONENT	ATTEND	GOALTENDERS	W GOAL
09 Jan '14	Lightning 3	Capitals 4	19,204	Lindback vs Grubauer	Eric Fehr

## AT WASHINGTON CAPITALS

\* - Overtime      \*\* - Shootout

DATE	TEAM	OPPONENT	ATTEND	GOALTENDERS	W GOAL
13 Apr '14**	Lightning 1	Capitals 0	18,506	Lindback vs Holtby	Matt Carle
10 Dec '13**	Lightning 5	Capitals 6	18,506	Bishop vs Holtby, Grubauer	Troy Brouwer

## GOALS BY PERIOD

	1ST	2ND	3RD	OT	TOTAL
LIGHTNING	4	2	2	0	8
CAPITALS	4	3	2	0	9

## SHOTS BY PERIOD

	1ST	2ND	3RD	OT	TOTAL
LIGHTNING	35	32	36	7	110
CAPITALS	19	23	23	4	69

## INDIVIDUAL SCORING

### TAMPA BAY LIGHTNING

Player	GP	G	A	P	+/-	PIM	PP	SH	GW	S	S%
Johnson	3	2	2	4	2	0	0	0	0	8	25.0
Palat	2	2	2	4	2	0	0	0	0	10	20.0
St. Louis	2	1	3	4	2	0	1	0	0	8	12.5
Crombeen	2	1	1	2	2	0	0	0	0	1	0
Carle	3	0	2	1	2	0	0	0	0	7	0
Kucherov	3	1	0	1	-1	0	1	0	0	10	10.0
Thompson	3	1	0	1	-1	2	0	0	0	4	25.0
Purcell	3	0	1	1	0	0	0	0	0	8	0
Salo	3	0	1	1	2	0	0	0	0	4	0
Brown	2	0	1	1	0	0	0	0	0	3	0
Hedman	2	0	1	1	1	2	0	0	0	4	0
Pyatt	1	0	1	1	0	0	0	0	0	0	0
Brewer	3	0	0	0	0	2	0	0	0	7	0
Gudas	3	0	0	0	-1	0	0	0	0	4	0
Killorn	3	0	0	0	-1	2	0	0	0	10	0
Barberio	2	0	0	0	1	0	0	0	0	1	0
Filipula	2	0	0	0	-1	2	0	0	0	6	0
Panik	2	0	0	0	0	5	0	0	0	1	0
Sustr	2	0	0	0	0	0	0	0	0	0	0
Callahan	1	0	0	0	0	0	0	0	0	4	0
Cote	1	0	0	0	0	0	0	0	0	0	0
Kostka	1	0	0	0	0	0	0	0	0	0	0
Kunyk	1	0	0	0	0	0	0	0	0	2	0
Malone	1	0	0	0	1	0	0	0	0	2	0
Paquette	1	0	0	0	0	0	0	0	0	1	0
Stamkos	1	0	0	0	0	0	0	0	0	5	0
Taormina	1	0	0	0	0	0	0	0	0	0	0

Power Play: 2-7 (28.6%)

Penalty Killing: 4-9 (44.4%)

### WASHINGTON CAPITALS

Player	GP	G	A	P	+/-	PIM	PP	SH	GW	S	S%
Backstrom	3	1	5	6	-2	4	1	0	0	7	14.3
Ovechkin	3	4	1	5	1	0	2	0	0	10	40.0
Green	2	0	3	3	-2	18	0	0	0	2	0
Fehr	3	2	0	2	1	0	0	0	1	8	25.0
Grabovski	3	1	1	2	2	0	1	0	0	5	20.0
Johansson	2	1	1	2	-1	0	1	0	0	2	50.0
Carlson	3	0	2	2	1	0	0	0	0	9	0
Alzner	3	0	1	1	0	0	0	0	0	3	0
Brouwer	3	0	1	1	-1	0	0	0	0	9	0
Orlov	3	0	1	1	-2	0	0	0	0	3	0
Ward	3	0	1	1	0	0	0	0	0	3	0
Beagle	3	0	0	0	0	0	0	0	0	1	0
Chimera	3	0	0	0	-1	0	0	0	0	3	0
Wilson	3	0	0	0	0	0	0	0	0	0	0
Carrick	2	0	0	0	-1	0	0	0	0	0	0
Volpatti	2	0	0	0	0	0	0	0	0	0	0
Brouillette	1	0	0	0	0	0	0	0	0	0	0
Erat	1	0	0	0	-1	0	0	0	0	2	0
Erskine	1	0	0	0	-1	0	0	0	0	0	0
Kuznetsov	1	0	0	0	0	2	0	0	0	0	0
Laich	1	0	0	0	-2	0	0	0	0	1	0
LeBlanc	1	0	0	0	0	0	0	0	0	0	0
Oleksy	1	0	0	0	0	0	0	0	0	1	0
Penner	1	0	0	0	0	0	0	0	0	0	0
Schmidt	1	0	0	0	0	0	0	0	0	0	0
Strachan	1	0	0	0	0	0	0	0	0	0	0

Power Play: 5-9 (55.6%)

Penalty Killing: 5-7 (71.4%)

## GOALTENDING

### TAMPA BAY LIGHTNING

GOALIE	GP	MIN	W-L-OT	SO	GA	SA	SV	GAA	SV%
Lindback	2	124	1-1-0	1	4	38	34	1.93	.895
Bishop	1	65	0-0-1	0	5	31	26	4.62	.839

### WASHINGTON CAPITALS

GOALIE	GP	MIN	W-L-OT	SO	GA	SA	SV	GAA	SV%
Grubauer	2	113	2-0-0	0	5	70	65	2.66	.929
Holtby	2	76	0-0-1	1	3	40	37	2.36	.925



# WINNIPEG JETS

Inaugural Season:  
Arena:  
Stanley Cup Titles:  
Head Coach  
Assistant Coaches  
Executive VP and General Manager  
Media & Communications Manager  
Chairman  
President, CEO  
Executive VP and Chief Operating Officer

1999-00 (Relocated from Atlanta in 2011)  
MTS Centre (15,004)  
None  
Paul Maurice  
Charlie Huddy, Pascal Vincent  
Kevin Cheveldayoff  
Scott Brown, Kalen Qualey  
Mark Chipman  
Jim Ludlow  
John Olfert

345 Graham Avenue  
Winnipeg, MB R3C 5S6  
Phone: (204) 987-7825  
Fax: (204) 926-5555  
Website: jets.nhl.com  
Team Colors: Navy, Silver and Red

## 2014-2015 SCHEDULE

DATE	SITE	TIME
October 24	Winnipeg	8:00 PM
March 14	Tampa Bay	7:00 PM

## SERIES INFORMATION

Last Lightning Win: Jan. 7, 2014 (Lightning 4 @ Winnipeg 2)  
Last Winnipeg/Atlanta Win: Dec. 7, 2013 (Winnipeg 2 @ Lightning 1, OT)  
Last Tie: Feb. 14, 2003 (Lightning 2 @ Atlanta 2)  
Last Lightning Overtime Win: Apr. 7, 2012 (Lightning 4 @ Winnipeg 3)  
Last Winnipeg/Atlanta Overtime Win: Dec. 7, 2013 (Winnipeg 2 @ Lightning 1)  
Last Lightning Shootout Win: Jan. 20, 2011 (Lightning 3 @ Atlanta 2)  
Last Winnipeg/Atlanta Shootout Win: Apr. 16, 2013 (Lightning 3 @ Winnipeg 4)  
Last Lightning Shutout: Oct. 29, 2012 (Winnipeg 0 @ Lightning 1)  
Last Winnipeg/Atlanta Shutout: Mar. 31, 2008 (Atlanta 2 @ Lightning 0)

Last Lightning Win at Home: Feb. 1, 2013 (Winnipeg 3 @ Lightning 8)  
Last Winnipeg/Atlanta Win at Home: Apr. 16, 2013 (Lightning 3 @ Winnipeg 4, SO)  
Last Lightning Win at Winnipeg/Atlanta: Jan. 7, 2014 (Lightning 4 @ Winnipeg 2)  
Last Winnipeg/Atlanta Win at Tampa Bay: Dec. 7, 2013 (Winnipeg 2 @ Lightning 1, OT)  
Most Goals by Lightning: 8, 3x, Last: Feb. 1, 2013 (Winnipeg 3 @ Lightning 8)  
Most Goals by Winnipeg/Atlanta: 6, 8x, Last: Oct. 3, 2009 (Lightning 3 @ Atlanta 6)  
Most Goals by Both Teams: 13, Nov. 18, 2002 (Atlanta 5 @ Lightning 8)  
Last Lightning Hat Trick: Teddy Purcell, Apr. 7, 2012 (Lightning 4 @ Atlanta 3, OT)  
Last Winnipeg/Atlanta Hat Trick: Kovalchuk, Nov. 3, 2007 (Atlanta 6 @ Lightning 4)

## ALL-TIME SERIES

SEASON	OVERALL								HOME								ROAD							
	GP	W	L	T	OTL	PTS	GF	GA	GP	W	L	T	OTL	PTS	GF	GA	GP	W	L	T	OTL	PTS	GF	GA
2013-14	2	1	0	-	1	3	5	4	1	0	0	-	1	1	1	2	1	1	0	-	0	2	4	2
2012-13	4	1	2	-	1	3	14	11	2	1	1	-	0	2	9	5	2	0	1	-	1	1	5	6
2011-12	6	3	2	-	1	7	14	16	3	2	0	-	1	5	5	4	3	1	2	-	0	2	9	12
2010-11	6	6	0	-	0	12	25	11	3	3	0	-	0	6	14	5	3	3	0	-	0	6	11	6
2009-10	6	5	1	-	0	10	21	16	3	3	0	-	0	6	12	6	3	2	1	-	0	4	9	10
2008-09	6	2	3	-	1	5	16	20	3	1	1	-	1	3	7	9	3	1	2	-	0	2	9	11
2007-08	8	2	4	-	2	6	22	28	4	2	2	-	0	4	15	12	4	0	2	-	2	2	7	16
2006-07	8	5	2	-	1	11	27	17	4	3	1	-	0	6	16	6	4	2	1	-	1	5	11	11
2005-06	8	5	3	-	0	10	26	24	4	2	2	-	0	4	13	17	4	3	1	-	0	6	13	7
2004-05	DID NOT PLAY																							
2003-04	6	3	3	0	0	6	15	13	3	2	1	0	0	4	9	6	3	1	2	0	0	2	6	7
2002-03	5	2	1	1	1	6	16	16	3	2	0	0	1	5	12	8	2	0	1	1	0	1	4	8
2001-02	5	2	1	2	0	6	18	14	2	2	0	0	0	4	9	4	3	0	1	2	0	2	9	10
2000-01	5	3	2	0	0	6	20	14	3	2	1	0	0	4	13	6	2	1	1	0	0	2	7	8
1999-00	5	1	3	1	0	3	14	20	2	1	0	1	0	3	6	5	3	0	3	0	0	0	8	15
TOTALS	80	41	27	4	8	94	253	225	40	26	9	1	4	57	141	95	40	15	18	3	4	37	112	130





# 2013-14 SEASON SUMMARY

WON: 1

LOST: 0

OT: 1



## AT TAMPA BAY LIGHTNING

\* - Overtime

\*\* - Shootout

DATE	TEAM	OPPONENT	ATTEND	GOALTENDERS	W GOAL
07 Dec '13*	Lightning 1	Jets 2	18,354	Lindback vs Montoya	Mark Scheifele

## AT WINNIPEG JETS

DATE	TEAM	OPPONENT	ATTEND	GOALTENDERS	W GOAL
07 Jan '14	Lightning 4	Jets 2	15,004	Lindback vs Pavelec	Martin St. Louis

## GOALS BY PERIOD

	1ST	2ND	3RD	OT	TOTAL
LIGHTNING	1	2	2	0	5
JETS	2	1	0	1	4

## SHOTS BY PERIOD

	1ST	2ND	3RD	OT	TOTAL
LIGHTNING	10	24	28	0	62
JETS	17	21	11	1	50

## INDIVIDUAL SCORING

### TAMPA BAY LIGHTNING

Player	GP	G	A	P	+/-	PIM	PP	SH	GW	S	S%
St. Louis	2	2	1	3	0	0	1	0	1	9	22.2
Killorn	2	0	2	2	2	0	0	0	0	4	0
Purcell	2	0	2	2	1	0	0	0	0	4	0
Filppula	2	1	0	1	1	2	0	0	0	5	20.0
Palat	2	1	0	1	1	0	0	0	0	4	25.0
Thompson	2	1	0	1	2	2	0	0	0	3	33.3
Carle	2	0	1	1	4	2	0	0	1	1	0
Gudas	2	0	1	1	2	4	0	0	0	3	0
Kucherov	2	0	1	1	1	2	0	0	0	7	0
Hedman	1	0	1	1	0	4	0	0	0	2	0
Barberio	2	0	0	0	-1	2	0	0	0	1	0
Brewer	2	0	0	0	0	9	0	0	0	2	0
Crombeen	2	0	0	0	0	12	0	0	0	2	0
Johnson	2	0	0	0	-1	0	0	0	0	4	0
Salo	2	0	0	0	-1	0	0	0	0	7	0
Brown	1	0	0	0	0	0	0	0	0	1	0
Cote	1	0	0	0	0	2	0	0	0	0	0
Malone	1	0	0	0	0	5	0	0	0	0	0
Panik	1	0	0	0	0	0	0	0	0	0	0
Sustr	1	0	0	0	0	0	0	0	0	1	0
Tyormina	1	0	0	0	0	0	0	0	0	1	0
Tyrell	1	0	0	0	0	0	0	0	0	1	0

Power Play: 1-7 (14.3%)

Penalty Killing: 6-8 (75.0%)

### WINNIPEG JETS

Player	GP	G	A	P	+/-	PIM	PP	SH	GW	S	S%
Wheeler	2	1	2	3	0	6	0	0	0	6	16.7
Byfuglien	2	1	1	2	-2	4	1	0	0	7	14.3
Scheifele	2	1	1	2	0	0	0	0	1	1	100.0
Jokinen	2	1	0	1	-3	0	1	0	0	4	25.0
Trouba	2	0	1	1	1	0	0	0	0	3	0
Clitsome	1	0	1	1	1	0	0	0	0	3	0
Enstrom	2	0	0	0	-1	2	0	0	0	1	0
Frolik	2	0	0	0	-2	2	0	0	0	1	0
Ladd	2	0	0	0	0	6	0	0	0	4	0
Little	2	0	0	0	0	0	0	0	0	2	0
Setoguchi	2	0	0	0	-1	0	0	0	0	6	0
Stuart	2	0	0	0	-1	12	0	0	0	2	0
Thorburn	2	0	0	0	-1	5	0	0	0	0	0
Wright	2	0	0	0	0	0	0	0	0	1	0
Albert	1	0	0	0	0	0	0	0	0	0	0
Bogosian	1	0	0	0	-2	0	0	0	0	3	0
Ellerby	1	0	0	0	0	0	0	0	0	2	0
Halischuk	1	0	0	0	0	0	0	0	0	0	0
Kane	1	0	0	0	0	7	0	0	0	1	0
O'Dell	1	0	0	0	0	0	0	0	0	0	0
Parley	1	0	0	0	0	0	0	0	0	0	0
Peluso	1	0	0	0	0	0	0	0	0	0	0
Tangradi	1	0	0	0	-1	0	0	0	0	3	0

Power Play: 2-8 (25.0%)

Penalty Killing: 6-7 (85.7%)

## GOALTENDING

### TAMPA BAY LIGHTNING

GOALIE	GP	MIN	W-L-OT	SO	GA	SA	SV	GAA	SV%
Lindback	2	121	1-0-1	0	4	50	46	1.98	.920

### WINNIPEG JETS

GOALIE	GP	MIN	W-L-OT	SO	GA	SA	SV	GAA	SV%
Montoya	1	61	1-0-0	0	1	29	28	0.98	.966
Pavelec	1	60	0-1-0	0	3	32	29	3.02	.906









# SEASON IN-REVIEW

 BE THE **THUNDER**

2014-2015

# FINAL STANDINGS

## EASTERN CONFERENCE

### ATLANTIC DIVISION

TEAM	CONF. RANK	GP	W	L	OT	GF	GA	POINTS
p Boston Bruins	1	82	54	19	9	261	177	117
x Tampa Bay Lightning	3	82	46	27	9	240	215	101
x Montreal Canadiens	4	82	46	28	8	215	204	100
x Detroit Red Wings	8	82	39	28	15	222	230	93
Ottawa Senators	11	82	37	31	14	236	265	88
Toronto Maple Leafs	12	82	38	36	8	231	256	84
Florida Panthers	15	82	29	45	8	196	268	66
Buffalo Sabres	16	82	21	51	10	157	248	52

### METROPOLITAN DIVISION

TEAM	CONF. RANK	GP	W	L	OT	GF	GA	POINTS
y Pittsburgh Penguins	2	82	51	24	7	249	207	109
x New York Rangers	5	82	45	31	6	218	193	96
x Philadelphia Flyers	6	82	42	30	10	236	235	94
x Columbus Blue Jackets	7	82	43	32	7	231	216	93
Washington Capitals	9	82	38	30	14	235	240	90
New Jersey Devils	10	82	35	29	18	197	208	88
Carolina Hurricanes	13	82	36	35	11	207	230	83
New York Islanders	14	82	34	37	11	225	267	79

## WESTERN CONFERENCE

### CENTRAL DIVISION

TEAM	CONF. RANK	GP	W	L	OT	GF	GA	POINTS
y Colorado Avalanche	2	82	52	22	8	250	220	112
x St. Louis Blues	3	82	52	23	7	248	191	111
x Chicago Blackhawks	5	82	46	21	15	267	220	107
x Minnesota Wild	7	82	43	27	12	207	206	98
x Dallas Stars	8	82	40	31	11	235	228	91
Nashville Predators	10	82	38	32	12	216	242	88
Winnipeg Jets	11	82	37	35	10	227	237	84

### PACIFIC DIVISION

TEAM	CONF. RANK	GP	W	L	OT	GF	GA	POINTS
z Anaheim Ducks	1	82	54	20	8	266	209	116
x San Jose Sharks	4	82	51	22	9	249	200	111
x Los Angeles Kings	6	82	46	28	8	206	174	100
Arizona Coyotes	9	82	37	30	15	216	231	89
Vancouver Canucks	12	82	36	35	11	196	223	83
Calgary Flames	13	82	35	40	7	209	241	77
Edmonton Oilers	14	82	29	44	9	203	270	67

x - Clinched Playoff Spot

z - Clinched Conference

Teams receive 2 points for a victory (W), 1 point for an overtime or shootout loss (OT).

y - Clinched Division

p - Clinched Presidents Trophy

## 2013-2014 PLAYOFF RESULTS

### EASTERN CONFERENCE QUARTERFINALS

- (1) Boston 4 vs. (4) Detroit 1 (2) Tampa Bay 0 vs. (3) Montreal 4  
(1) Pittsburgh 4 vs. (4) Columbus 2 (2) NY Rangers 4 vs. (3) Philadelphia 3

### EASTERN CONFERENCE SEMIFINALS

- (1) Boston 3 vs. (3) Montreal 4, (1) Pittsburgh 3 vs. (2) NY Rangers 4

### EASTERN CONFERENCE FINALS

- (3) Montreal 2 vs. (2) NY Rangers 4

### STANLEY CUP FINALS

- (3) Kings 4 vs. (2) Rangers 1

### WESTERN CONFERENCE QUARTERFINALS

- (1) Colorado 3 vs. (4) Minnesota 4 (2) St. Louis 2 vs. (3) Chicago 4  
(1) Anaheim 4 vs. (4) Dallas 2 (2) San Jose 3 vs. (3) Los Angeles 4

### WESTERN CONFERENCE SEMIFINALS

- (3) Chicago 4 vs. (4) Minnesota 2, (1) Anaheim 3 vs. (3) Los Angeles 4

### WESTERN CONFERENCE FINALS

- (3) Chicago 3 vs. (3) Los Angeles 4







## INDIVIDUAL LEADERS

### FORWARD SCORING LEADERS

#	PLAYER	TEAM	GP	G	A	PTS	+/-	PIM	PP	SH	GW	S	SHOT PCTG
1	Sidney Crosby	PIT	80	36	68	104	+18	46	11	38	0	0	5 1
2	Ryan Getzlaf	ANA	77	31	56	87	+28	31	5	23	0	0	7 1
3	Claude Giroux	PHI	82	28	58	86	+7	46	7	37	0	0	7 1
4	Tyler Seguin	DAL	80	37	47	84	+16	18	11	25	0	0	8 0
5	Corey Perry	ANA	81	43	39	82	+32	65	8	18	0	0	9 1
6	Phil Kessel	TOR	82	37	43	80	-5	27	8	20	0	0	6 0
7	Taylor Hall	EDM	75	27	53	80	-15	44	7	17	0	1	1 1
8	Alex Ovechkin	WSH	78	51	28	79	-35	48	24	39	0	1	10 3
9	Joe Pavelski	SJS	82	41	38	79	+23	32	16	31	1	2	3 0
10	Jamie Benn	DAL	81	34	45	79	+21	64	5	19	1	3	3 1
11	Nicklas Backstrom	WSH	82	18	61	79	-20	54	6	44	1	1	1 0
12	Patrick Sharp	CHI	82	34	44	78	+13	40	10	25	0	0	3 1
13	Joe Thornton	SJS	82	11	65	76	+20	32	2	19	0	1	3 1
14	Evgeni Malkin	PIT	60	23	49	72	+10	62	7	30	0	0	3 0
15	Patrick Marleau	SJS	82	33	37	70	+0	18	11	23	2	2	4 0
16	Anze Kopitar	LAK	82	29	41	70	+34	24	10	23	0	0	9 2
17	Matt Duchene	COL	71	23	47	70	+8	19	5	17	0	0	6 1
18	Martin St. Louis	TBL, NYR	81	30	39	69	+13	10	9	21	1	2	5 1
19	Patrick Kane	CHI	69	29	40	69	+7	22	10	25	0	0	6 0
20	Blake Wheeler	WPG	82	28	41	69	+4	63	8	19	0	0	4 2

### DEFENSEMEN SCORING LEADERS

#	PLAYER	TEAM	GP	G	A	P	+/-	PIM	PPG	PPP	SHG	SHP	GW	OT
1	Erik Karlsson	OTT	82	20	54	74	-15	36	5	31	0	0	1	0
2	Duncan Keith	CHI	79	6	55	61	+22	28	3	21	0	1	3	0
3	Shea Weber	NSH	79	23	33	56	-2	52	12	26	0	0	4	1
4	Victor Hedman	TBL	75	13	42	55	+5	53	3	14	0	6	2	0
5	P.K. Subban	MTL	82	10	43	53	-4	81	4	23	0	0	1	1
6	Keith Yandle	PHX	82	8	45	53	-23	63	3	31	0	0	2	1
7	Alex Pietrangolo	STL	81	8	43	51	+20	32	2	18	0	1	1	0
8	James Wisniewski	CBJ	75	7	44	51	+0	61	3	28	0	0	1	0
9	Niklas Kronwall	DET	79	8	41	49	+0	44	5	25	0	1	0	0
10	Brent Burns	SJS	69	22	26	48	+26	34	2	11	0	0	3	0
11	Mark Giordano	CGY	64	14	33	47	+12	63	7	20	0	3	2	0
12	Matt Niskanen	PIT	81	10	36	46	+33	51	3	15	0	0	6	0
13	Kevin Shattenkirk	STL	81	10	35	45	+1	38	7	26	0	1	5	1
14	Oliver Ekman-Larsson	PHX	80	15	29	44	-4	50	8	22	0	0	6	1
15	Andrej Sekera	CAR	74	11	33	44	+4	20	4	15	1	1	1	0
16	Mark Streit	PHI	82	10	34	44	+3	44	4	15	0	0	2	1
17	Ryan McDonagh	NYR	77	14	29	43	+11	36	2	13	3	4	4	1
18	Ryan Suter	MIN	82	8	35	43	+15	34	3	17	0	1	0	0
19	Andrei Markov	MTL	81	7	36	43	+12	34	2	21	1	1	1	1
20	Marek Zidlicky	NJD	81	12	30	42	-3	60	8	18	0	2	2	1



### GOAL SCORING LEADERS

PLAYER	TEAM	GP	G
Alex Ovechkin	WSH	78	51
Corey Perry	ANA	81	43
Joe Pavelski	SJS	82	41
Max Pacioretty	MTL	73	39
Tyler Seguin	DAL	80	37
Phil Kessel	TOR	82	37
Sidney Crosby	PIT	80	36
Chris Kunitz	PIT	78	35
Jamie Benn	DAL	81	34
Patrick Sharp	CHI	82	34

### POWER PLAY GOALS LEADERS

PLAYER	TEAM	GP	PP
Alex Ovechkin	WSH	78	24
Joe Pavelski	SJS	82	16
Wayne Simmonds	PHI	82	15
Zach Parise	MIN	67	14
Chris Kunitz	PIT	78	13
Shea Weber	NSH	79	12
Troy Brouwer	WSH	82	12
Sidney Crosby	PIT	80	11
Tyler Seguin	DAL	80	11
Patrick Marleau	SJS	82	11
James Neal	PIT	59	11
Jeff Skinner	CAR	71	11

### GOALS AGAINST AVERAGE

PLAYER	TEAM	GP	SA	GA	GAA
Josh Harding	MIN	29	690	46	1.65
Brian Elliott	STL	31	681	53	1.96
Cory Schneider	NJD	45	1107	88	1.97
Tuukka Rask	BOS	58	1641	115	2.04
Jonathan Quick	LAK	49	1183	100	2.07
Chad Johnson	BOS	27	708	53	2.10
<b>Ben Bishop</b>	<b>TBL</b>	<b>63</b>	<b>1758</b>	<b>133</b>	<b>2.23</b>
Jaroslav Halak	WSH, STL	52	1385	110	2.25
Corey Crawford	CHI	59	1533	128	2.26
Frederik Andersen	ANA	28	783	60	2.29

### ASSISTS LEADERS

PLAYER	TEAM	GP	A
Sidney Crosby	PIT	80	68
Joe Thornton	SJS	82	65
Nicklas Backstrom	WSH	82	61
Claude Giroux	PHI	82	58
Ryan Getzlaf	ANA	77	56
Duncan Keith	CHI	79	55
Erik Karlsson	OTT	82	54
Taylor Hall	EDM	75	53
David Krejci	BOS	80	50
Evgenii Malkin	PIT	60	49

### SHORTHANDED GOALS LEADERS

PLAYER	TEAM	GP	SH
Brad Marchand	BOS	82	5
<b>Tyler Johnson</b>	<b>TBL</b>	<b>82</b>	<b>5</b>
Matt Read	PHI	75	4
Mikael Backlund	CGY	76	4

### SAVE PERCENTAGE

PLAYER	TEAM	GP	SV%
Josh Harding	MIN	29	.933
Tuukka Rask	BOS	58	.930
Semyon Varlamov	COL	63	.927
Carey Price	MTL	59	.927
Anton Khudobin	CAR	36	.926
Chad Johnson	BOS	27	.925
<b>Ben Bishop</b>	<b>TBL</b>	<b>63</b>	<b>.924</b>
Frederik Andersen	ANA	28	.923
Sergei Bobrovsky	CBJ	58	.923
Jonathan Bernier	TOR	55	.923



## WINS

PLAYER	GS	W
Semyon Varlamov	63	41
Marc-Andre Fleury	64	39
Antti Niemi	64	39
<b>Ben Bishop</b>	<b>63</b>	<b>37</b>
Tuukka Rask	58	36
Carey Price	59	34
Henrik Lundqvist	63	33
Kari Lehtonen	65	33
Steve Mason	61	33
Corey Crawford	59	32

## ROOKIE SCORING LEADERS

PLAYER	TEAM	GP	G	A	P
Nathan MacKinnon	COL	82	24	39	63
<b>Ondrej Palat</b>	<b>TBL</b>	<b>81</b>	<b>23</b>	<b>36</b>	<b>59</b>
<b>Tyler Johnson</b>	<b>TBL</b>	<b>82</b>	<b>24</b>	<b>26</b>	<b>50</b>
Torey Krug	BOS	79	14	26	40
Nick Bjugstad	FLA	76	16	22	38
Chris Kreider	NYR	66	17	20	37
Alex Chiasson	DAL	79	13	22	35
Sean Monahan	CGY	75	22	12	34
Valeri Nichushkin	DAL	79	14	20	34
Mark Scheifele	WPG	63	13	21	34

## ROOKIE ASSISTS LEADERS

PLAYER	TEAM	GP	A
Nathan MacKinnon	COL	82	39
<b>Ondrej Palat</b>	<b>TBL</b>	<b>81</b>	<b>36</b>
<b>Tyler Johnson</b>	<b>TBL</b>	<b>82</b>	<b>26</b>
Torey Krug	BOS	79	26
Morgan Rielly	TOR	73	25
Hampus Lindholm	ANA	78	24
Nick Bjugstad	FLA	76	22
Alex Chiasson	DAL	79	22
Eric Gelinas	NJD	60	22
Mark Scheifele	WPG	63	21

## NHL AWARD WINNERS

AWARD	RECIPIENT
Stanley Cup	Los Angeles Kings
Prince of Wales Trophy	New York Rangers
Clarence S. Campbell Bowl	Los Angeles Kings
President's Trophy	Boston Bruins
Hart Memorial Trophy	Sidney Crosby
Ted Lindsay Award	Sidney Crosby
Art Ross Trophy	Sidney Crosby
Maurice "Rocket" Richard Trophy	Alex Ovechkin
Calder Memorial Trophy	Nathan MacKinnon
James Norris Trophy	Duncan Keith
Vezina Trophy	Tuukka Rask
Lady Byng Trophy	Ryan O'Reilly
Frank J. Selke Trophy	Patrice Bergeron
William Jennings Trophy	Jonathan Quick
Jack Adams Award	Patrick Roy
King Clancy Award	Andrew Ference
Bill Masterton Trophy	Dominic Moore

## SHUTOUTS

PLAYER	TEAM	GP	S/O
Tuukka Rask	BOS	58	7
Carey Price	MTL	59	6
Jonathan Quick	LAK	49	6
Marc-Andre Fleury	PIT	64	5
<b>Ben Bishop</b>	<b>TBL</b>	<b>63</b>	<b>5</b>
Henrik Lundqvist	NYR	63	5
Kari Lehtonen	DAL	65	5
Sergei Bobrovsky	CBJ	58	5
Jaroslav Halak	WSH, STL	52	5
Jonas Hiller	ANA	50	5

## ROOKIE GOAL SCORING LEADERS

PLAYER	TEAM	GP	G
Nathan MacKinnon	COL	82	24
<b>Tyler Johnson</b>	<b>TBL</b>	<b>82</b>	<b>24</b>
<b>Ondrej Palat</b>	<b>TBL</b>	<b>81</b>	<b>23</b>
Sean Monahan	CGY	75	22
Chris Kreider	NYR	66	17
Nick Bjugstad	FLA	76	16
Boone Jenner	CBJ	72	16
Tomas Hertl	SJS	37	15
Torey Krug	BOS	79	14
Valeri Nichushkin	DAL	79	14







# 2013-2014 STATS

## PLAYERS

#	PLAYER	POS	GP	G	A	P	+/-	PIM	PP	SH	GW	OT	S	S%	TOI/G	SFT/G	F0%
1	X Martin St. Louis	R	62	29	32	61	+12	6	9	0	5	1	167	17.4	21:41	26.0	41.9
2	Ondrej Palat	L	81	23	36	59	+32	20	3	2	3	0	165	13.9	18:02	23.5	13.5
3	Valtteri Filppula	C	75	25	33	58	+5	20	6	0	2	0	131	19.1	19:58	23.9	52.3
4	Victor Hedman	D	75	13	42	55	+5	53	3	0	2	0	170	7.6	22:26	26.7	0.0
5	Tyler Johnson	C	82	24	26	50	+23	26	5	5	4	0	181	13.3	18:47	24.4	48.2
6	Teddy Purcell	R	81	12	30	42	-3	14	3	0	4	1	157	7.6	16:27	20.4	25.0
7	Alex Killorn	C	82	17	24	41	+8	63	3	0	2	1	173	9.8	16:46	21.4	43.0
8	Steven Stamkos	C	37	25	15	40	+9	18	9	1	5	1	124	20.2	20:14	24.2	49.2
9	Matthew Carle	D	82	2	29	31	+11	28	1	0	0	0	115	1.7	22:11	27.3	0.0
10	Radko Gudas	D	73	3	19	22	+2	152	1	0	1	1	114	2.6	19:07	23.9	0.0
11	J.T. Brown	R	63	4	15	19	-9	6	0	0	0	0	113	3.5	13:02	17.9	31.8
12	Nikita Kucherov	R	52	9	9	18	+3	14	3	0	3	0	102	8.8	13:06	17.7	100.0
13	Sami Salo	D	71	4	13	17	+11	18	0	0	0	0	81	4.9	18:11	25.6	0.0
14	Eric Brewer	D	77	4	13	17	+10	59	0	0	2	0	83	4.8	17:33	23.3	0.0
15	Nate Thompson	C	81	9	7	16	+3	27	0	2	1	1	105	8.6	12:51	19.1	50.9
16	Ryan Malone	L	57	5	10	15	-7	67	0	0	0	0	95	5.3	11:46	16.5	28.6
17	Richard Panik	R	50	3	10	13	-9	21	0	0	0	0	56	5.4	12:41	17.1	37.5
18	Ryan Callahan	R	20	6	5	11	+4	8	3	0	1	0	54	11.1	20:13	24.7	46.2
19	Mark Barberio	D	49	5	5	10	+10	28	1	0	0	0	54	9.3	14:34	19.1	0.0
20	B.J. Crombeen	R	55	3	7	10	-2	79	0	0	1	0	60	5.0	10:10	14.8	37.5
21	Michael Kostka	D	19	2	6	8	+7	0	0	0	0	0	31	6.5	15:53	20.0	0.0
22	Andrej Sustr	D	43	1	7	8	+3	16	0	0	0	0	39	2.6	15:47	20.1	0.0
23	Tom Pyett	C	27	3	4	7	-2	4	0	0	1	0	27	11.1	11:27	16.3	52.3
24	Jean-Philippe Cote	D	19	0	4	4	+0	22	0	0	0	0	12	0.0	10:00	14.1	0.0
25	Brett Connolly	R	11	1	0	1	-5	4	0	0	1	0	12	8.3	12:01	16.8	48.1
26	Keith Aulie	D	15	0	1	1	-3	9	0	0	0	0	6	0.0	9:49	13.6	0.0
27	Cedric Paquette	C	2	0	1	1	+1	0	0	0	0	0	1	0.0	14:32	19.0	55.2
28	Dmitry Korobov	D	3	0	1	1	+0	2	0	0	0	0	0	0.0	10:41	13.7	0.0
29	X Matt Taormina	D	7	0	0	0	+0	0	0	0	0	0	6	0.0	13:23	18.7	0.0
30	X Dana Tyrell	C	7	0	0	0	+0	4	0	0	0	0	4	0.0	9:14	14.0	33.3
31	Pierre-Cedric Labrie	L	13	0	0	0	-4	20	0	0	0	0	2	0.0	6:52	10.5	100.0
32	Cody Kunyk	R	1	0	0	0	+0	0	0	0	0	0	2	0.0	10:12	15.0	20.0
33	Vladislav Namestnikov	C	4	0	0	0	-1	4	0	0	0	0	4	0.0	9:28	14.3	46.2





# GAME-BY-GAME RESULTS

#	DATE	TEAM	W-L-OT	RECORD	GF-GA	SCORERS	GWG	PP	PK	SF-SA	W-L-G-LTOR	ATTEND.
1	10/3/2013	@ BOS	L	0-1-0	1-3	51	17	0-5	3-3	33-25	40-39	17,565*
2	10/05/2013	@ CHI	W**	1-1-0	3-2	26,16p	51	1-1	4-5	19-39	30-50	21,563*
3	10/08/2013	@ BUF	W*	2-1-0	3-2	9,16p,17	17	1-3	2-4	34-23	30-1	18,243
4	10/10/2013	FLA	W	3-1-0	7-2	26,91s,91,18,51p,51,91p	91	2-5	4-5	28-21	30-25	19,204*
5	10/12/2013	PIT	L	3-2-0	4-5	51,91,16p,17p	2	2-5	2-5	18-26	29-39	18,939
6	10/15/2013	LAK	W	4-2-0	5-1	12,16,26,26,18	16	0-3	5-5	25-31	30-32	16,310
7	10/17/2013	MIN	W	5-2-0	3-1	9p,91,6	91	1-7	2-2	30-26	30-37	16,454
8	10/19/2013	BOS	L	5-3-0	0-5		46	0-4	4-4	23-22	40-30	18,512
9	10/24/2013	CHI	W*	6-3-0	6-5	25p,44s,91,77,91p,26	26	2-4	5-6	25-43	30-39	18,820
10	10/26/2013	BUF	W	7-3-0	3-2	9p,26,18	18	1-6	3-3	39-22	30-39	18,088
11	10/27/2013	@ FLA	W**	8-3-0	4-3	26,91,7p	91	1-3	4-4	28-32	39-25	12,336
12	10/29/2013	@ NJD	L	8-4-0	1-2	9p	68	1-4	2-2	17-22	30-30	13,501
13	11/01/2013	@ CAR	W	9-4-0	3-0	77,91,17	77	0-3	4-4	32-31	30-35	14,828
14	11/02/2013	STL	W	10-4-0	4-2	17,91,14,51	14	0-3	3-3	25-30	30-41	18,885
15	11/07/2013	EDM	W	11-4-0	4-2	91,91,9,51	9	0-2	1-2	26-40	30-40	18,695
16	11/09/2013	@ DET	W*	12-4-0	3-2	12,91,8,16	16	0-3	4-4	34-27	30-35	20,066*
17	11/11/2013	@ BOS	L	12-5-0	0-3		37	0-4	1-1	28-26	40-39	17,565*
18	11/12/2013	@ MTL	W**	13-5-0	2-1	12	51	0-4	3-3	45-29	30-31	21,273*
19	11/14/2013	ANA	W	14-5-0	5-1	51,26p,51p,177	26	2-2	3-3	20-25	30-1	17,763
20	11/16/2013	@ PHX	L	14-6-0	3-6	71,23,17	5	0-2	1-3	30-30	41-39	12,562
21	11/19/2013	@ LAK	L	14-7-0	2-5	51p,77	14	1-4	4-5	21-31	54-30	18,118*
22	11/21/2013	@ SJS	L	14-8-0	1-5	9	7	0-1	2-2	37-36	31-39	17,562*
23	11/22/2013	@ ANA	O*	14-8-1	0-1		15	0-6	3-3	31-42	1-30	16,648
24	11/25/2013	NYR	W	15-8-1	5-0	56,26,26,16,16	86	0-3	6-6	25-37	30-30	19,204*
25	11/27/2013	PHI	W	16-8-1	4-2	77,18s,7p,9	77	1-4	1-2	35-21	39-29	18,427
26	11/29/2013	PIT	L	16-9-1	0-3		14	0-3	2-3	21-29	29-39	18,065
27	12/03/2013	@ CBJ	L	16-10-1	0-1		71	0-2	1-1	26-21	72-30	10,223
28	12/05/2013	OTT	W	17-10-1	3-1	26,26,51	26	0-4	4-5	22-34	30-40	16,562
29	12/07/2013	WPG	O*	17-10-2	1-2	44	55	0-1	3-3	29-36	35-39	18,354
30	12/10/2013	@ WSH	O**	17-10-3	5-6	26p,56p,44,9,18	20	2-5	2-5	42-31	30-1	18,506*
31	12/12/2013	DET	W**	18-10-3	2-1	56	26	0-4	4-4	27-29	30-50	19,204*
32	12/14/2013	@ NJD	L	18-11-3	0-3		12	0-3	2-2	33-19	30-39	13,832
33	12/15/2013	@ DET	W	19-11-3	3-0	9,23,17	9	0-3	3-3	26-28	30-34	20,066*
34	12/17/2013	@ NYI	W**	20-11-3	3-2	51,51	86	0-1	1-2	36-34	30-20	13,618
35	12/19/2013	NSH	W	21-11-3	4-2	17,26p,16,71	16	1-4	4-5	33-30	39-30	17,254
36	12/21/2013	CAR	W*	22-11-3	3-2	77,26p,7	7	1-5	2-2	50-27	30-35	19,204*
37	12/22/2013	@ FLA	W	23-11-3	6-1	17,9,51p,26,23,23	9	1-4	2-3	36-29	30-30	15,942
38	12/28/2013	MTL	O**	23-11-4	1-2	26	81	0-3	3-3	24-21	31-30	19,204*
39	12/29/2013	NYR	L	23-12-4	3-4	9p,18,51	67	1-2	0-3	40-29	30-39	19,204*
40	1/1/2014	@ VAN	W	24-12-4	4-2	51,9,86p,17	86	1-3	2-2	33-30	30-31	18,910*
41	1/3/2014	@ CGY	W	25-12-4	2-0	18,86	18	0-5	5-5	29-19	30-31	19,289*
42	1/5/2014	@ EDM	L	25-13-4	3-5	86p,77,51	27	1-1	2-3	27-26	80-39	16,839*
43	1/7/2014	@ WPG	W	26-13-4	4-2	51,18,26p,26	26	1-3	3-5	33-14	39-31	15,004*
44	1/9/2014	WSH	L	26-14-4	3-4	9,19,18	16	0-1	1-3	36-20	31-39	19,204*
45	1/11/2014	@ PHI	W	27-14-4	6-3	17,16,12,51,26,12	51	0-3	3-4	25-38	39-25	19,987*
46	1/13/2014	@ CBJ	L	27-15-4	2-3	17p,77	55	1-4	4-6	28-28	72-39	14,070
47	1/14/2014	@ NYR	W	28-15-4	2-1	77p,86	86	1-2	2-2	25-34	30-30	18,006*
48	1/16/2014	NYI	O**	28-15-5	1-2	26p	51	1-3	3-4	30-30	60-30	18,333
49	1/18/2014	SJS	L	28-16-5	4-5	26p,26,26,26p	8	2-4	1-2	29-32	31-31	19,204*
50	1/19/2014	@ CAR	W	29-16-5	5-3	8p,18,86,16,8	16	1-2	4-5	24-51	30-30	16,760
51	1/23/2014	OTT	W**	30-16-5	4-3	9s,19,18	86	0-2	1-3	38-36	30-41	18,751
52	1/25/2014	COL	W	31-16-5	5-2	9,8,51,9,9	51	0-3	3-3	29-27	30-30	19,204*
53	1/28/2014	@ TOR	L	31-17-5	2-3	25,8	21	0-3	3-3	42-26	45-26	19,475*
54	1/30/2014	@ OTT	L	31-18-5	3-5	17,9s,77	7	0-2	2-2	38-28	41-39	19,757*
55	2/1/2014	@ MTL	W*	32-18-5	2-1	44s,44	44	0-3	4-4	36-29	30-31	21,273*
56	2/4/2014	@ MIN	L	32-19-5	1-2	51	15	0-2	1-2	35-26	35-30	18,454*
57	2/6/2014	TOR	L	32-20-5	1-4	18	11	0-1	1-1	34-36	45-31	19,204*
58	2/8/2014	DET	W	33-20-5	4-2	18p,11,17,18	17	1-2	3-3	28-33	30-35	19,204*
59	2/27/2014	@ NSH	L	33-21-5	2-3	26,26p	27	1-3	1-4	16-29	30-30	17,113*
60	3/1/2014	@ DAL	W	34-21-5	4-2	26,44,26,6	26	0-2	3-3	21-41	30-32	15,897
61	3/2/2014	@ COL	L	34-22-5	3-6	11,44,44	6	0-2	3-4	34-35	1-30	15,592
62	3/4/2014	@ STL	L	34-23-5	2-4	17,9p	20	1-4	2-2	17-29	39-30	18,602
63	3/6/2014	BUF	L	34-24-5	1-3	9s	82	0-3	2-2	44-21	1-39	19,204*
64	3/8/2014	BOS	O**	34-24-6	3-4	18s,8,51	18	0-1	3-3	20-32	40-30	19,204*
65	3/10/2014	PHX	O**	34-24-7	3-4	9s,18,18	17	0-4	3-3	31-20	41-30	18,167
66	3/13/2014	FLA	W	35-24-7	5-4	6,21,24,9,91p	91	1-4	1-2	28-27	30-39	18,324
67	3/15/2014	NJD	W	36-24-7	3-0	19,21,44	19	0-1	2-2	32-23	30-39	19,204*
68	3/17/2014	VAN	W	37-24-7	4-3	91p,18,51,11	11	1-4	2-3	30-28	30-31	19,204*
69	3/19/2014	@ TOR	W	38-24-7	5-3	7,91p,91,91,9p	91	2-5	3-3	30-39	30-34	19,585*
70	3/20/2014	@ OTT	W	39-24-7	5-4	16,16,51p,2,24p	24	2-6	4-5	28-31	40-40	17,136
71	3/22/2014	@ PIT	O*	39-24-8	3-4	51p,91,18	18	1-2	3-6	24-29	37-39	18,668*
72	3/24/2014	OTT	O**	39-24-9	3-4	86,77p,91p	19	2-7	3-3	38-32	40-30	18,486
73	3/27/2014	NYI	W**	40-24-9	3-2	24,24	6	0-3	3-3	31-27	30-30	18,554
74	3/29/2014	@ BUF	W*	41-24-9	4-3	17,91,24p,91p	91	2-4	3-3	33-28	30-31	19,070*
75	3/30/2014	@ DET	L	41-25-9	2-3	51,6	17	0-4	2-3	28-30	50-30	20,066*
76	4/1/2014	MTL	W	42-25-9	3-1	24p,9s,17p	9	2-9	4-4	33-26	30-31	18,808
77	4/3/2014	CGY	L	42-26-9	1-4	18	15	0-3	1-2	32-25	31-30	17,495
78	4/5/2014	DAL	L	42-27-9	2-5	91,62	91	0-4	5-5	29-28	32-30	19,204*
79	4/8/2014	TOR	W	43-27-9	3-0	18,18p,77	18	1-1	3-3	34-28	39-34	18,896
80	4/10/2014	PHI	W	44-27-9	4-2	9,71,2,91p	2	1-3	2-3	30-36	39-29	19,204*
81	4/11/2014	CBJ	W	45-27-9	3-2	18,2,2	2	1-3	2-3	22-38	37-31	18,866
82	4/13/2014	@ WSH	W**	46-27-9	1-0		25	0-1	1-1	32-18	39-70	18,506

\*= Overtime \*\*= Shootout += Sellout (p)= Power Play Goal (s)= Shorthanded Goal (x)= Shootout Game-Winner (y)= Overtime Game-Winner



# 2013-2014 SEASON SUMMARY

Overall record	46-27-9
Home record	25-10-6
Road record	21-17-3
Scoring first	31-7-4
Opponent scoring first	15-20-5
Leading after 1 period	18-4-3
Trailing after 1 period	4-15-1
Tied after 1 period	24-8-5
Leading after 2 periods	28-3-2
Trailing after 2 periods	5-20-1
Tied after 2 periods	13-4-6
Outshooting opponent	26-15-4
Outshot by opponent	20-10-4

## MARGIN OF SCORES

	HOME	ROAD	TOTAL
	W-L-OT	W-L-OT	W-L-OT
1-goal games	10-5-6	11-6-3	21-11-9
2-goal games	8-1	6-4	14-5
3-goal or more games	7-5	4-6	11-11

## LONGEST TEAM STREAKS

	WINNING	WITH A POINT	LOSING
Overall	5 (2x, Last: 3/13/14 - 3/20/14)	7 (3/8/14 - 3/20/14)	3 (3/2/14 - 3/6/14)
Home	7 (10/24/13 - 11/27/13)	7 (10/24/13 - 11/27/13)	2 (4/3/14 - 4/5/14)
Away	5 (12/15/13 - 1/3/14)	5 (12/15/13 - 1/3/14)	3 (11/16/13 - 11/21/13)

## RECORD BY CONFERENCE

	RECORD	PTS
vs. Eastern Conference	32-16-6	70
vs. Western Conference	14-11-3	31

## RECORD BY DIVISION

DIVISION	W-L-OT	PTS
vs. Atlantic	19-18-3	41
vs. Metropolitan	13-8-3	29
vs. Central	8-5-1	17
vs. Pacific	6-6-2	14

## RECORD BY MONTH

MONTH	W-L-OT	PTS
October	8-4-0	16
November	8-5-1	17
December	7-3-3	17
January	8-6-1	17
February	2-3-0	4
March	8-4-4	20
April	5-2-0	10
Totals	46-27-9	101

## RECORD BY DAY

DAY	W-L-OT	PTS
Monday	3-2-2	8
Tuesday	8-6-1	17
Wednesday	3-0-0	6
Thursday	13-8-1	27
Friday	3-1-1	7
Saturday	12-6-4	28
Sunday	4-4-0	8

## VS. EASTERN CONFERENCE

ATLANTIC	GP	W	L	OTL	PTS
Boston	4	0	3	1	1
Buffalo	4	3	1	0	6
Detroit	5	4	1	0	8
Florida	4	4	0	0	8
Montreal	4	3	0	1	7
Ottawa	5	3	1	1	7
Toronto	4	2	2	0	4
METROPOLITAN	GP	W	L	OTL	PTS
Carolina	3	3	0	0	6
Columbus	3	1	2	0	2
New Jersey	3	1	2	0	2
NY Islanders	3	2	0	1	5
NY Rangers	3	2	1	0	4
Philadelphia	3	3	0	0	6
Pittsburgh	3	0	2	1	1
Washington	3	1	1	1	3

## VS. WESTERN CONFERENCE

CENTRAL	GP	W	L	OTL	PTS
Chicago	2	2	0	0	4
Colorado	2	1	1	0	2
Dallas	2	1	1	0	2
Minnesota	2	1	1	0	2
Nashville	2	1	1	0	2
St. Louis	2	1	1	0	2
Winnipeg	2	1	0	1	3
PACIFIC	GP	W	L	OTL	PTS
Anaheim	2	1	0	1	3
Arizona	2	0	1	1	1
Calgary	2	1	1	0	2
Edmonton	2	1	1	0	2
Los Angeles	2	1	1	0	2
San Jose	2	0	2	0	0
Vancouver	2	2	0	0	4



GOALS BY PERIOD

	1	2	3	OT	T	AVG.
Lightning	62	91	73	6	232	2.8
Opponents	55	81	70	3	209	2.5

SHOTS BY PERIOD

	1	2	3	OT	T	AVG.
Lightning	745	841	804	56	2446	29.8
Opponents	773	851	731	42	2397	29.2

POWER PLAY

	G	ATT.	PCT.
Overall	50	270	18.5 (13th NHL)
Home	27	140	19.3 (10th NHL)
Road	23	130	17.7 (13th NHL)
8 SHORT HANDED GOALS ALLOWED (24th NHL)			

SHUTOUTS

FOR

DATE	OPPONENT	FINAL SCORE	SAVES	GOALTENDER
4/13/14	Washington	1-0	18	Lindback
4/8/14	Toronto	3-0	25	Lindback
3/15/14	New Jersey	3-0	23	Bishop
1/3/14	Calgary	2-0	19	Bishop
12/15/13	Detroit	3-0	28	Bishop
11/25/13	NY Rangers	5-0	37	Bishop
11/1/13	Carolina	3-0	31	Bishop

AGAINST

DATE	OPPONENT	FINAL SCORE	SAVES	GOALTENDER
12/14/13	New Jersey	0-3	33	Brodeur
12/3/13	Columbus	0-1	18	Bobrovsky
11/29/13	Pittsburgh	0-3	21	Fleury
11/22/13	Anaheim	0-1	31	Hiller
11/11/13	Boston	0-3	28	Rask
10/19/13	Boston	0-3	23	Rask

PENALTY SHOTS

FOR

DATE	OPPONENT	FINAL SCORE	PLAYER	GOALTENDER	RESULT
3/15/14	New Jersey	3-0	Brown	Brodeur	Unsuccessful
2/8/14	Detroit	4-2	Kucherov	Howard	Unsuccessful
2/1/14	Montreal	2-1	Kucherov	Price	Unsuccessful

AGAINST

DATE	OPPONENT	FINAL SCORE	PLAYER	GOALTENDER	RESULT
11/27/13	Philadelphia	4-2	Simmonds	Lindback	Unsuccessful
10/3/13	Boston	1-3	Kelly	Lindback	Successful

SITUATIONAL GOALS

	FOR	AGAINST
5 on 5	156	135
5 on 4	45	6
5 on 3	3	0
4 on 4	8	4
4 on 3	1	1
3 on 3	0	0
3 on 4	0	1
3 on 5	0	2
4 on 5	10	50
Empty Net	9	9
Pen. Shot	0	1
Totals	232	209

PENALTIES

GP	MIN	AVG./RANK
82	944	10.3 (11th NHL)

PENALTY KILL

	G	ATT.	PCT.
Overall	52	270	80.7 (23rd NHL)
Home	24	134	82.1 (18th NHL)
Road	28	136	79.4 (23rd NHL)
10 SHORT HANDED GOALS SCORED (5th NHL)			

HAT TRICKS

FOR

DATE	PLAYER	OPPONENT	FINAL SCORE	GOALTENDER
3/19/14	Stamkos	Toronto	5-3	Reimer
1/25/14	Johnson	Colorado	5-2	Varlamov
1/18/14	St. Louis	San Jose	4-5	Niemi
10/10/13	Stamkos	Florida	7-2	Markstrom

AGAINST

DATE	PLAYER	OPPONENT	FINAL SCORE	GOALTENDER
1/18/14	Pavelski	San Jose	4-5	Bishop
12/10/13	Ovechkin	Washington	5-6	Bishop
10/12/13	Crosby	Pittsburgh	4-5	Lindback



OVERTIME/SHOOTOUT

OVERTIME

	HOME	ROAD	TOTAL
Overtime Record - This Season	2-1	4-2	6-3
Overtime Record - Franchise	53-48-59	54-58-67	107-120-112

SHOOTOUT

	HOME	ROAD	TOTAL
Shootout Record - This Season	3-5	5-1	8-6
Shootout Record - Franchise	22-26	21-16	43-42

OVERTIME/SHOOTOUT DECISIONS

FOR

DATE	OPPONENT	GOAL SCORER	TIME	FINAL SCORE	W GOALTENDER	L GOALTENDER
4/13/14	Washington	Carle	S0	1-0	Lindback	Holtyby
3/29/14	Buffalo	Stamkos	1:53	4-3	Bishop	Hackett
3/27/14	NY Islanders	Salo	S0	3-2	Bishop	Nabokov
2/1/14	Montreal	Thompson	4:36	2-1	Bishop	Price
1/23/14	Ottawa	Kuchеров	S0	4-3	Bishop	Anderson
12/21/13	Carolina	Gudas	2:16	3-2	Bishop	Peters
12/17/13	NY Islanders	Kuchеров	S0	3-2	Bishop	Nabokov
12/12/13	Detroit	St. Louis	S0	2-1	Bishop	Gustavsson
11/12/13	Montreal	Filppula	S0	2-1	Bishop	Price
11/09/13	Detroit	Purcell	3:51	3-2	Bishop	Howard
10/27/13	Florida	Stamkos	S0	4-3	Lindback	Markstrom
10/24/13	Chicago	St. Louis	1:16	6-5	Bishop	Khabibulin
10/8/13	Buffalo	Killorn	1:50	3-2	Bishop	Enroth
10/05/13	Chicago	Filppula	S0	3-2	Bishop	Crawford

AGAINST

DATE	OPPONENT	GOAL SCORER	TIME	FINAL SCORE	W GOALTENDER	L GOALTENDER
3/24/14	Ottawa	Spezza	S0	3-4	Lehner	Bishop
3/22/14	Pittsburgh	Neal	1:27	3-4	Zatkoff	Lindback
3/10/14	Arizona	Vrbata	S0	3-4	Smith	Bishop
3/08/14	Boston	Smith	S0	3-4	Rask	Bishop
1/16/14	NY Islanders	Nielsen	S0	1-2	Poulin	Bishop
12/28/13	Montreal	Eller	S0	1-2	Price	Bishop
12/10/13	Washington	Brouwer	S0	5-6	Grubauer	Bishop
12/7/13	Winnipeg	Scheifele	1:04	1-2	Montoya	Lindback
11/22/13	Anaheim	Getzlaf	4:54	0-1	Hiller	Bishop

2013-2014 LIGHTNING RECORD WHEN...

Tampa Bay has 10-19 SOG:	1-4-0	Tampa Bay scores on the power play:	26-9-4
Tampa Bay has 40+ SOG:	2-3-1	Opponent scores on the power play:	17-15-3
		Tampa Bay fails to score on the power play:	20-18-5
Opponent has 10-19 SOG:	1-3-0	Opponent fails to score on the power play:	18-18-9
Opponent has 40+ SOG:	1-4-0		
		Playing on Monday:	3-2-2
Tampa Bay scores one goal:	1-7-3	Playing on Tuesday:	8-6-1
Tampa Bay scores two goals:	5-7-0	Playing on Wednesday:	3-0-0
Tampa Bay scores three goals:	15-6-9	Playing on Thursday:	13-8-1
Tampa Bay scores four goals:	13-2-0	Playing on Friday:	3-1-1
Tampa Bay scores five or more goals:	12-0-1	Playing on Saturday:	12-6-4
		Playing on Sunday:	4-4-0
Opponent scores one goal:	2-6-3		
Opponent scores two goals:	5-14-5	First game of back-to-back:	6-5-1
Opponent scores three goals:	9-3-3	Second game of back-to-back:	8-3-1
Opponent scores four goals:	9-2-0		
Opponent scores five or more goals:	11-1-1		







## 2013-2014 SEASON HIGHS + LOWS

INDIVIDUAL	IN 2013-2014	
Most Goals, Game:	4	St. Louis (1/18 vs. SJS)
Most Assists, Game:	3	Multiple Players, Last: Hedman (1/23 vs. OTT)
Most Points, Game:	4	Multiple Players, Last: St. Louis (1/18 vs. SJS)
Most Goals, Period:	3	Multiple Players, Last: St. Louis (1/18 vs. SJS, P1)
Most Assists, Period:	2	Multiple Players, Last: Hedman (4/8 vs. TOR, P2)
Most Points, Period:	3	Multiple Players, Last: St. Louis (1/18 vs. SJS, P1)
Most SOG, Game:	9	Stamkos (11/1 at CAR)
Most PIM, Game:	22	Gudas (10/27 at FLA)
Most TOI, Game:	29:24	Carle (10/27 vs. FLA)
Best +/- Rating, Game:	+6	Carle (4/11 vs. PHI)
Most Power-Play Goals, Game:	2	St. Louis (1/18 vs. SJS)
Consecutive Games with a Goal:	6	Stamkos (10/27 at FLA - 11/9 at DET)
Consecutive Games with an Assist:	7	Carle (1/1 at VAN - 1/13 at CBJ)
Consecutive Games with a Point:	12	Filppula (3/8 vs. BOS - 3/30 at DET)

TEAM	IN 2013-2014	
Most Goals Scored, Period:	4	1/11 at PHI, P2
Most Goals Scored, Game:	7	10/10 vs. FLA
Most Goals Allowed, Period:	4	3/2 at COL, P3
Most Goals Allowed, Game:	6	11/16 at ARI
Most Power-Play Goals For, Game:	2	Multiple Times, Last: (4/1 vs. MTL)
Most Power-Play Goals Allowed, Game:	3	Multiple Times, Last: 3/22 at PIT
Most Power-Plays For, Game:	9	34/1 vs. MTL
Most Power-Plays Against, Game:	6	Multiple Times, Last: (3/22 at PIT)
Most SOG, Period:	19	4/13 vs. CAR, P1
Most SOG, Game:	50	12/21 vs. CAR
Fewest SOG, Period:	0	10/5 at CHI, P1
Fewest SOG, Game:	16	Multiple Times, Last: 2/27 at NSH
Most SOG Allowed, Period:	22	(3/19 at TOR, P3)
Most SOG Allowed, Game:	51	1/19 at CAR - Bishop
Fewest SOG Allowed, Period:	2	Multiple Times, Last: (4/17 at WPG, P1)
Fewest SOG Allowed, Game:	14	1/7 at WPG
Most Blk/s, Game:	28	1/19 at CAR
Fewest Blk/s, Game:	5	Multiple Times, Last: (12/23 at FLA)
Most Lightning PIM, Game:	33	1/7 at WPG
Fewest Lightning PIM Game:	2	Multiple Times, Last: (4/13 at WSH)
Largest Margin of Victory:	5	Multiple Times, Last: (12/23 at FLA)
Largest Margin of Defeat:	5	10/19 vs. BOS



# 2013-2014 LIGHTNING WIN / LOSS RECORD

OCTOBER						
SUN	MON	TUES	WED	THUR	FRI	SAT
		1	2	3 BOS 7:00	4	5 CHI 8:00
6	7	8 BUF 7:30	9	10 FLA 7:30	11	12 PIT 7:00
13	14	15 LAK 7:30	16	17 MIN 7:30	18	19 BOS 7:00
20	21	22	23	24 CHI 7:30	25	26 BUF 7:00
27 FLA 5:00	28	29 NJD 7:30	30	31		

NOVEMBER						
SUN	MON	TUES	WED	THUR	FRI	SAT
					1 CAR 7:00	2 STL 7:00
3	4	5	6	7 EDM 7:30	8	9 DET 7:00
10	11 BOS 1:00	12 MTL 7:30	13	14 ANA 7:30	15	16 PHX 8:00
17	18	19 LAK 10:30	20	21 SJS 10:30	22 ANA 10:00	23
24	25 NYR 7:30	26	27 PHI 7:30	28	29 PIT 4:00	30







DECEMBER						
SUN	MON	TUES	WED	THUR	FRI	SAT
1	2	3 CBJ 7:00	4	5 OTT 7:30	6	7 WPG 7:00
8	9	10 WSH 7:00	11	12 DET 7:30	13	14 NJD 7:00
15 DET 5:00	16	17 NYI 7:00	18	19 NSH 7:30	20	21 CAR 7:00
22	23 FLA 7:30	24	25	26	27	28 MTL 7:00
29 NYR 7:00	30	31				

JANUARY						
SUN	MON	TUES	WED	THUR	FRI	SAT
		1 VAN 10:00	2	3 CGY 9:00	4	
5 EDM 8:00	6	7 WPG 8:00	8	9 WSH 7:30	10	11 PHI 1:00
12	13 CBJ 7:00	14 NYR 7:00	15	16 NYI 7:30	17	18 SJS 2:00
19 CAR 5:00	20	21	22	23 OTT 7:30	24	25 COL 7:00
26	27	28 TOR 7:00	29	30 OTT 7:30	31	

FEBRUARY						
SUN	MON	TUES	WED	THUR	FRI	SAT
						1 MTL 1:00
2	3	4 MIN 8:00	5	6 TOR 7:30	7	8 DET 7:00
9	10	11	12	13	14	15
16	17	18	19	20	21	22
23	24	25	26	27 NSH 8:00	28	

MARCH						
SUN	MON	TUES	WED	THUR	FRI	SAT
						1 DAL 3:00
2 COL 8:00	3	4 STL 8:00	5	6 BUF 7:30	7	8 BOS 7:00
9	10 PHX 7:30	11	12	13 FLA 7:30	14	15 NJD 7:00
16	17 VAN 7:30	18	19 TOR 7:00	20 OTT 7:30	21	22 PIT 1:00
23	24 OTT 7:30	25	26	27 NYI 7:30	28	29 BUF 7:00
30 DET 5:00	31					

APRIL						
SUN	MON	TUES	WED	THUR	FRI	SAT
		1 MTL 7:30	2	3 CGY 7:30	4	5 DAL 7:00
6	7	8 TOR 7:30	9	10 PHI 7:30	11	12 CBJ 7:30
13 WSH 3:00	14	15	16	17	18	19
20	21	22	23	24	25	26
27	28	29	30			

	HOME		Win
	AWAY		Loss
	OLYMPIC BREAK		Overtime / Shootout Loss

All game times are Eastern.

 BE THE **THUNDER**

# HISTORY + RECORDS



2014-2015



# SEASON RECORDS

## OVERALL

SEASON	GP	W	L	T	OTL	PTS	PCT	GF	GA	FINISH, PLAYOFF RESULT
2013-14	82	46	27	-	9	101	0.616	232	209	2nd, Atlantic, Conf. Quarterfinals
2012-13	48	18	26	-	4	40	0.417	148	150	4th, Southeast, Out of Playoffs
2011-12	82	38	36	-	8	84	0.512	232	278	3rd, Southeast, Out of Playoffs
2010-11	82	46	25	-	11	103	0.629	241	234	2nd, Southeast, Conf. Finals
2009-10	82	34	36	-	12	80	0.488	213	253	4th, Southeast, Out of Playoffs
2008-09	82	24	40	-	18	66	0.402	207	269	5th, Southeast, Out of Playoffs
2007-08	82	31	42	-	9	71	0.433	221	266	5th, Southeast, Out of Playoffs
2006-07	82	44	33	-	5	93	0.567	243	259	2nd, Southeast, Conf. Quarterfinals
2005-06	82	43	33	-	6	92	0.561	246	256	2nd, Southeast, Conf. Quarterfinals
2004-05	Did Not Play									
2003-04	82	46	22	8	6	106	0.646	245	192	1st, Southeast, Won Stanley Cup
2002-03	82	36	25	16	5	93	0.567	219	210	1st, Southeast, Conf. Semifinals
2001-02	82	27	40	11	4	69	0.421	178	219	3rd, Southeast, Out of Playoffs
2000-01	82	24	47	6	5	59	0.36	201	280	5th, Southeast, Out of Playoffs
1999-00	82	19	47	9	7	54	0.329	204	310	4th, Southeast, Out of Playoffs
1998-99	82	19	54	9	-	47	0.287	179	292	4th, Southeast, Out of Playoffs
1997-98	82	17	55	10	-	44	0.268	151	269	7th, Atlantic, Out of Playoffs
1996-97	82	32	40	10	-	74	0.451	217	247	6th, Atlantic, Out of Playoffs
1995-96	82	38	32	12	-	88	0.537	238	248	5th, Atlantic, Conf. Quarterfinals
1994-95	48	17	28	3	-	37	0.385	120	144	6th, Atlantic, Out of Playoffs
1993-94	84	30	43	11	-	71	0.423	224	251	7th, Atlantic, Out of Playoffs
1992-93	84	23	54	7	-	53	0.315	245	332	6th, Norris, Out of Playoffs
Totals	1658	652	785	112	105	1525	0.458	4404	5168	

## HOME

SEASON	GP	W	L	T	OTL	PTS	PCT
2013-14	41	25	10	-	6	56	0.683
2012-13	24	12	10	-	2	26	0.542
2011-12	41	25	14	-	2	52	0.634
2010-11	41	25	11	-	5	55	0.671
2009-10	41	21	14	-	6	48	0.585
2008-09	41	12	18	-	11	35	0.427
2007-08	41	20	18	-	3	43	0.524
2006-07	41	22	18	-	1	45	0.549
2005-06	41	25	14	-	2	52	0.634
2004-05	DID NOT PLAY						
2003-04	41	24	10	4	3	55	0.671
2002-03	41	22	9	7	3	54	0.659
2001-02	41	16	17	5	3	40	0.488
2000-01	41	17	19	3	2	39	0.476
1999-00	41	13	20	4	4	34	0.415
1998-99	41	12	25	4	-	28	0.341
1997-98	41	11	23	7	-	29	0.354
1996-97	41	15	18	8	-	38	0.463
1995-96	41	22	14	5	-	49	0.598
1994-95	24	10	14	0	-	20	0.417
1993-94	42	14	22	6	-	34	0.405
1992-93	42	12	27	3	-	27	0.321
TOTALS	829	375	345	56	53	859	0.517

## AWAY

SEASON	GP	W	L	T	OTL	PTS	PCT
2013-14	41	21	17	-	3	48	0.549
2012-13	24	12	10	-	2	26	0.542
2011-12	41	25	14	-	2	52	0.634
2010-11	41	25	11	-	5	55	0.671
2009-10	41	21	14	-	6	48	0.585
2008-09	41	12	18	-	11	35	0.427
2007-08	41	20	18	-	3	43	0.524
2006-07	41	22	18	-	1	45	0.549
2005-06	41	25	14	-	2	52	0.634
2004-05	DID NOT PLAY						
2003-04	41	24	10	4	3	55	0.671
2002-03	41	22	9	7	3	54	0.659
2001-02	41	16	17	5	3	40	0.488
2000-01	41	17	19	3	2	39	0.476
1999-00	41	13	20	4	4	34	0.415
1998-99	41	12	25	4	-	28	0.341
1997-98	41	11	23	7	-	29	0.354
1996-97	41	15	18	8	-	38	0.463
1995-96	41	22	14	5	-	49	0.598
1994-95	24	10	14	0	-	20	0.417
1993-94	42	14	22	6	-	34	0.405
1992-93	42	12	27	3	-	27	0.321
TOTALS	829	375	345	56	53	859	0.517

## AGAINST EASTERN CONFERENCE

SEASON	GP	W	L	T	OTL	PTS	PCT
2013-14	54	32	16	-	6	70	0.648
2012-13	48	18	26	-	4	40	0.488
2011-12	64	29	29	-	6	64	0.500
2010-11	64	36	19	-	9	81	0.633
2009-10	64	28	29	-	7	63	0.492
2008-09	64	18	31	-	15	51	0.398
2007-08	72	27	36	-	9	63	0.438
2006-07	72	39	29	-	4	82	0.569
2005-06	72	36	30	-	6	78	0.542
2004-05	DID NOT PLAY						
2003-04	64	38	19	5	2	83	0.648
2002-03	60	26	18	12	4	68	0.567
2001-02	60	15	33	9	3	42	0.350
2000-01	60	19	32	5	4	47	0.392
1999-00	59	14	35	5	5	38	0.322
1998-99	57	12	37	8	-	32	0.281
1997-98	56	10	38	8	-	28	0.250
1996-97	56	20	29	7	-	47	0.420
1995-96	56	25	23	8	-	58	0.518
1994-95	48	17	28	3	-	37	0.385
1993-94	58	20	29	9	-	49	0.422
1992-93	26	7	16	3	-	17	0.327
TOTALS	1227	486	582	82	84	1138	0.457

## AGAINST WESTERN CONFERENCE

SEASON	GP	W	L	T	OTL	PTS	PCT
2013-14	28	14	11	-	3	31	0.554
2012-13	0	0	0	-	0	0	0.000
2011-12	18	9	7	-	2	20	0.556
2010-11	18	10	6	-	2	22	0.611
2009-10	18	6	7	-	5	17	0.472
2008-09	18	6	9	-	3	15	0.417
2007-08	10	4	6	-	0	8	0.400
2006-07	10	5	4	-	1	11	0.550
2005-06	10	7	3	-	0	14	0.700
2004-05	DID NOT PLAY						
2003-04	18	8	3	3	4	23	0.639
2002-03	22	10	7	4	1	25	0.568
2001-02	22	12	7	2	1	27	0.614
2000-01	22	5	15	1	1	12	0.273
1999-00	23	5	12	4	2	16	0.348
1998-99	25	7	17	1	-	15	0.300
1997-98	26	7	17	2	-	16	0.308
1996-97	26	12	11	3	-	27	0.519
1995-96	26	13	9	4	-	30	0.577
1994-95	-	-	-	-	-	-	-
1993-94	26	10	14	2	-	22	0.423
1992-93	58	16	38	4	-	36	0.310
TOTALS	424	166	203	30	25	387	0.454





## AGAINST OWN DIVISION

SEASON	GP	W	L	T	OTL	PTS	PCT
2013-14	30	19	8	-	3	41	0.683
2012-13	18	9	6	-	3	21	0.583
2011-12	24	13	7	-	4	30	0.625
2010-11	24	14	6	-	4	32	0.667
2009-10	24	13	10	-	1	27	0.563
2008-09	24	5	15	-	4	14	0.292
2007-08	32	12	17	-	3	27	0.422
2006-07	32	19	11	-	2	40	0.625
2005-06	32	16	11	-	5	37	0.578
2004-05	DID NOT PLAY						
2003-04	24	13	8	3	0	29	0.604
2002-03	20	10	4	5	1	26	0.650
2001-02	20	7	10	3	0	17	0.425
2000-01	20	9	8	0	3	21	0.525
1999-00	20	2	15	3	0	7	0.175
1998-99	15	2	10	3	-	7	0.233
1997-98	32	7	21	4	-	18	0.281
1996-97	32	14	13	5	-	33	0.516
1995-96	32	13	13	6	-	32	0.500
1994-95	24	7	14	3	-	17	0.354
1993-94	30	5	20	5	-	15	0.250
1992-93	37	7	26	4	-	18	0.243
TOTALS	546	216	253	44	33	509	0.466

## AGAINST OTHER DIVISIONS

SEASON	GP	W	L	T	OTL	PTS	PCT
2013-14	52	27	19	-	6	60	0.577
2012-13	30	9	20	-	1	19	0.317
2011-12	58	25	29	-	4	54	0.466
2010-11	58	32	19	-	7	71	0.612
2009-10	58	21	26	-	11	53	0.457
2008-09	40	13	16	-	11	37	0.463
2007-08	50	19	25	-	6	44	0.440
2006-07	50	25	22	-	3	53	0.530
2005-06	50	27	22	-	1	55	0.550
2004-05	DID NOT PLAY						
2003-04	58	33	14	5	6	77	0.663
2002-03	62	26	21	11	4	67	0.540
2001-02	62	20	30	8	4	52	0.419
2000-01	62	15	39	6	2	38	0.306
1999-00	62	17	32	6	7	47	0.379
1998-99	67	17	44	6	-	40	0.299
1997-98	50	10	34	6	-	26	0.260
1996-97	50	18	27	5	-	41	0.410
1995-96	50	25	19	6	-	56	0.560
1994-95	24	10	14	0	-	20	0.417
1993-94	54	25	23	6	-	56	0.519
1992-93	47	16	28	3	-	35	0.272
TOTALS	1094	430	523	68	73	1001	0.455

## RECORD BY MONTH

SEASON	OCT	NOV	DEC	JAN	FEB	MAR	APR	MAY
2013-14	8-4-0	8-5-1	7-3-3	8-6-1	2-3-0	8-4-4	5-2-0	-
2012-13	-	-	-	5-1-0	4-9-1	6-8-0	3-8-3	-
2011-12	5-4-2	6-7-0	6-6-1	5-6-1	7-5-2	7-7-1	2-1-1	-
2010-11	7-2-1	7-6-2	8-3-2	9-4-0	6-3-2	5-6-4	4-1-0	-
2009-10	4-3-4	6-4-4	5-8-2	7-6-1	4-3-0	5-10-1	3-2-0	-
2008-09	3-3-3	3-7-4	4-6-3	7-7-0	3-7-2	4-6-5	0-4-1	-
2007-08	5-5-1	5-8-1	5-8-1	6-5-2	5-5-2	5-8-2	0-3-0	-
2006-07	5-6-0	8-5-2	5-8-0	9-4-0	9-2-2	7-7-0	1-1-1	-
2005-06	7-3-2	7-7-1	5-7-0	9-4-1	4-2-0	7-6-1	4-4-1	-
2004-05	DID NOT PLAY							
2003-04	6-0-1-0	5-4-3-1	4-9-2-0	11-3-0-2	9-1-1-2	10-4-1-1	1-1-0-0	-
2002-03	7-1-2-0	5-8-1-1	5-6-2-2	5-6-2-1	5-3-3-1	8-1-6-0	1-2-0-0	-
2001-02	4-6-1-0	6-6-0-1	5-6-2-1	4-9-2-0	1-3-1-1	5-5-4-1	2-5-1-0	-
2000-01	2-6-1-1	6-5-1-1	4-7-3-0	2-12-0-1	2-8-1-0	8-6-0-1	0-3-0-1	-
1999-00	3-5-1-1	5-6-1-1	2-6-3-1	2-10-1-1	3-6-1-2	3-10-1-1	1-4-1-0	-
1998-99	4-6-1	2-8-1	3-10-1	2-9-1	2-8-1	4-9-1	2-4-3	-
1997-98	2-9-2	2-8-2	5-6-3	0-12-1	3-3-1	5-8-0	0-9-1	-
1996-97	5-4-1	2-10-1	5-5-3	6-5-1	6-6-1	5-8-1	3-2-2	-
1995-96	2-4-4	7-6-1	7-5-1	5-5-1	7-5-1	6-4-4	4-3-0	-
1994-95	-	-	-	3-3-0	5-6-2	5-8-0	4-10-1	0-1-0
1993-94	3-8-1	3-8-1	6-6-2	7-4-2	4-7-2	3-7-3	4-3-0	-
1992-93	4-7-1	6-8-1	4-8-0	3-10-1	2-7-2	3-9-0	1-5-2	-
TOTALS	82-86-16-15	99-124-13-20	95-123-22-16	115-131-12-9	93-102-17-17	119-141-21-22	45-77-11-8	0-1-0-0

## RECORD BY DAY

SEASON	MON	TUE	WED	THU	FRI	SAT	SUN
2013-14	3-2-2	8-6-1	3-0-0	13-8-1	3-1-1	12-6-4	4-4-0
2012-13	1-2-0	7-2-3	2-1-0	1-9-0	3-0-0	3-6-1	1-6-0
2011-12	2-6-1	8-8-1	1-3-0	7-7-4	5-1-1	13-9-1	2-2-0
2010-11	4-0-1	7-5-1	8-2-2	6-5-2	4-6-1	12-4-4	5-3-0
2009-10	5-3-0	5-7-1	2-5-1	7-6-4	4-2-2	9-8-4	2-5-0
2008-09	2-2-0	5-8-4	1-2-4	5-8-4	3-5-2	5-12-3	3-3-1
2007-08	0-4-1	8-4-1	3-8-1	9-12-1	3-1-1	8-12-4	0-1-0
2006-07	2-3-0	8-9-1	3-2-0	14-2-1	3-7-0	10-7-3	4-3-0
2005-06	6-4-1	5-8-2	4-2-0	9-5-1	5-6-1	11-6-0	3-2-1
2004-05	DID NOT PLAY						
2003-04	3-1-1-2	5-9-2-0	3-0-1-1	14-3-1-2	5-2-1-1	14-6-0-0	2-1-2-0
2002-03	6-1-2-0	4-7-0-1	4-14-4-0	5-3-2-2	8-4-2-0	7-5-5-2	2-4-1-0
2001-02	3-3-3-0	2-6-4-1	4-7-0-0	5-6-0-0	3-7-2-0	5-8-0-2	5-3-2-1
2000-01	0-3-1-0	5-5-0-2	3-7-0-0	4-9-1-1	4-5-2-0	5-7-2-2	3-11-0-0
1999-00	2-3-1-0	2-8-2-1	1-5-2-1	4-7-0-2	3-6-1-0	6-11-3-1	1-7-0-2
1998-99	1-5-2	2-9-1	2-10-0	4-4-0	6-12-2	2-10-2	2-4-2
1997-98	3-7-1	0-4-1	7-14-2	1-6-1	1-8-1	5-12-3	0-4-1
1996-97	4-3-1	9-0-3	1-8-0	4-9-2	3-4-1	8-13-3	3-3-0
1995-96	5-2-1	3-4-1	10-2-3	4-3-3	7-4-0	6-10-2	3-7-2
1994-95	1-3-0	4-2-1	1-4-0	3-3-1	3-5-0	3-6-0	2-5-1
1993-94	3-3-0	4-5-1	6-9-2	6-6-0	2-3-0	7-11-2	2-6-6
1992-93	2-5-0	7-7-1	5-6-0	1-12-0	1-7-1	6-13-1	1-4-4
TOTALS	58-65-13-8	108-123-17-20	74-98-14-10	126-133-11-25	79-96-13-10	157-182-23-31	50-87-21-5



# SPECIAL TEAMS

## POWER PLAY OVERALL

YEAR	GAMES	G	ATT	PCT	RANK
2013-14	82	50	270	18.5	13th
2012-13	48	31	163	19.0	13th
2011-12	82	41	269	15.2	T-25th
2010-11	82	69	336	20.5	6th
2009-10	82	63	326	19.3	8th
2008-09	82	61	343	17.8	13th
2007-08	82	57	296	19.3	5th
2006-07	82	69	374	18.4	9th
2005-06	82	81	485	16.7	23rd
2004-05	Did Not Play				
2003-04	82	55	339	16.2	16th
2002-03	82	70	391	17.9	10th
2001-02	82	46	312	14.7	T-19th
2000-01	82	53	424	12.5	29th
1999-00	82	51	365	14.0	24th
1998-99	82	43	310	13.9	20th
1997-98	82	33	353	9.3	26th
1996-97	82	47	340	13.8	24th
1995-96	82	83	400	20.8	4th
1994-95	48	25	177	14.1	22nd
1993-94	84	57	388	14.7	24th
1992-93	84	74	424	17.5	20th

## POWER PLAY HOME

YEAR	GAMES	G	ATT	PCT	RANK
2013-14	41	27	140	19.3	10th
2012-13	24	22	91	24.2	5th
2011-12	41	22	132	16.7	18th
2010-11	41	40	178	22.5	5th
2009-10	41	31	162	19.1	16th
2008-09	41	29	179	16.2	T-22nd
2007-08	41	35	163	21.5	4th
2006-07	41	34	186	18.3	T-16th
2005-06	41	39	238	16.4	T-23rd
2004-05	Did Not Play				
2003-04	41	29	182	15.9	23rd
2002-03	41	40	218	18.3	T-9th
2001-02	41	27	170	15.9	T-18th
2000-01	41	30	214	14.0	25th
1999-00	41	30	189	15.9	T-17th
1998-99	41	24	160	15.0	18th
1997-98	41	19	182	10.4	25th
1996-97	41	28	186	15.1	17th
1995-96	41	50	213	23.5	5th
1994-95	24	11	94	11.7	26th
1993-94	42	28	209	13.4	26th
1992-93	42	38	240	15.8	22nd

## POWER PLAY AWAY

YEAR	GAMES	G	ATT	PCT	RANK
2013-14	41	23	130	17.7	13th
2012-13	24	9	72	12.5	T-23rd
2011-12	41	19	137	13.9	T-21st
2010-11	41	29	158	18.4	9th
2009-10	41	32	164	19.5	8th
2008-09	41	32	164	19.5	12th
2007-08	41	22	133	16.5	T-22nd
2006-07	41	35	188	18.6	9th
2005-06	41	42	247	17.0	13th
2004-05	Did Not Play				
2003-04	41	26	157	16.5	10th
2002-03	41	30	173	17.3	12th
2001-02	41	19	142	13.4	22nd
2000-01	41	23	210	11.0	T-27th
1999-00	41	21	176	11.9	26th
1998-99	41	19	150	12.7	20th
1997-98	41	14	171	8.2	25th
1996-97	41	19	154	12.3	23rd
1995-96	41	33	187	17.6	9th
1994-95	24	14	83	16.9	11th
1993-94	42	29	179	16.2	15th
1992-93	42	36	184	19.6	11th

## PENALTY KILL OVERALL

YEAR	GAMES	G	ATT	PCT	RANK
2013-14	82	52	270	80.7	23rd
2012-13	48	30	155	80.6	19th
2011-12	82	59	284	79.2	26th
2010-11	82	49	302	83.8	8th
2009-10	82	67	336	80.1	22nd
2008-09	82	89	405	78.0	26th
2007-08	82	56	312	82.1	T-17th
2006-07	82	66	305	78.4	T-28th
2005-06	82	72	390	81.5	20th
2004-05	Did Not Play				
2003-04	82	42	278	84.8	10th
2002-03	82	55	316	82.6	T-19th
2001-02	82	40	273	85.3	13th
2000-01	82	72	422	82.9	17th
1999-00	82	77	399	80.7	22nd
1998-99	82	69	387	82.4	20th
1997-98	82	72	410	82.4	23rd
1996-97	82	55	361	84.8	8th
1995-96	82	68	439	84.5	5th
1994-95	48	32	205	84.4	7th
1993-94	84	58	335	82.7	6th
1992-93	84	101	395	74.4	24th

## PENALTY KILL HOME

YEAR	GAMES	G	ATT	PCT	RANK
2013-14	41	24	134	82.1	18th
2012-13	24	14	77	81.8	19th
2011-12	41	29	134	78.4	28th
2010-11	41	24	153	84.3	T-8th
2009-10	41	29	169	82.8	T-16th
2008-09	41	40	199	79.9	22nd
2007-08	41	28	156	82.1	19th
2006-07	41	27	137	80.3	T-24th
2005-06	41	32	193	83.4	16th
2004-05	Did Not Play				
2003-04	41	22	146	84.9	17th
2002-03	41	25	153	83.7	16th
2001-02	41	20	131	84.7	T-16th
2000-01	41	30	205	85.4	T-12th
1999-00	41	45	204	77.9	28th
1998-99	41	29	183	84.2	20th
1997-98	41	43	212	79.7	25th
1996-97	41	23	188	87.8	2nd
1995-96	41	35	217	83.9	12th
1994-95	24	14	109	87.2	3rd
1993-94	42	28	159	82.4	12th
1992-93	42	42	184	77.2	22nd

## PENALTY KILL AWAY

YEAR	GAMES	G	ATT	PCT	RANK
2013-14	41	28	136	79.4	23rd
2012-13	41	16	78	79.5	16th
2011-12	41	30	150	80.0	T-18th
2010-11	41	25	149	83.2	11th
2009-10	41	38	167	77.2	25th
2008-09	41	49	206	76.2	30th
2007-08	41	28	156	82.1	16th
2006-07	41	39	168	76.8	27th
2005-06	41	40	197	79.7	24th
2004-05	Did Not Play				
2003-04	41	20	132	84.8	7th
2002-03	41	30	163	81.6	23rd
2001-02	41	20	142	85.9	7th
2000-01	41	42	217	80.6	23rd
1999-00	41	32	195	83.6	15th
1998-99	41	39	204	80.9	22nd
1997-98	41	29	198	85.4	11th
1996-97	41	32	173	81.5	18th
1995-96	41	33	222	85.1	2nd
1994-95	24	18	96	81.3	14th
1993-94	42	30	176	83.0	5th
1992-93	42	59	211	72.0	24th

## SHORT-HANDED GOALS

YEAR	GAMES	FOR	AGAINST
2013-14	82	10	8
2012-13	48	0	4
2011-12	82	2	12
2010-11	82	1	16
2009-10	82	2	6
2008-09	82	4	9
2007-08	82	7	7
2006-07	82	14	11
2005-06	82	11	11
2004-05	Did Not Play		
2003-04	82	15	4
2002-03	82	6	4
2001-02	82	6	9
2000-01	82	9	11
1999-00	82	9	7
1998-99	82	11	10
1997-98	82	11	16
1996-97	82	13	9
1995-96	82	6	13
1994-95	48	6	5
1993-94	84	7	20
1992-93	84	8	12

## PENALTY MINUTES

YEAR	GAMES	MINUTES	AVERAGE
2013-14	82	844	10.3
2012-13	48	577	12.0
2011-12	82	865	10.5
2010-11	82	905	11.0
2009-10	82	1357	16.8
2008-09	82	1306	15.9
2007-08	82	1040	12.7
2006-07	82	891	10.9
2005-06	82	959	11.7
2004-05	Did Not Play		
2003-04	82	951	12.0
2002-03	82	1079	13.2
2001-02	82	1072	13.1
2000-01	82	1404	17.1
1999-00	82	1733	21.1
1998-99	82	1316	16.0
1997-98	82	1823	22.2
1996-97	82	1686	20.6
1995-96	82	1628	19.9
1994-95	48	1040	21.7
1993-94	84	1579	18.8
1992-93	84	1625	19.3



# SEASON LEADERS

SEASON	GOALS	ASSISTS	POINTS	PIM	SHOTS
2013-14	Stamkos 25 Filppula 25	Hedman 42	Palat 61	Gudas 152	Johnson 181
2012-13	Stamkos 29	St. Louis 43	St. Louis 60	Crombeen 112	Stamkos 157
2011-12	Stamkos 60	St. Louis 49	Stamkos 97	Malone 82	Stamkos 303
2010-11	Stamkos 45	St. Louis 68	St. Louis 99	Downie 171	Stamkos 272
2009-10	Stamkos 51	St. Louis 65	Stamkos 95	Konopka 265	Stamkos 297
2008-09	St. Louis 30	St. Louis 50	St. Louis 80	Artyukhin 151	Lecavalier 291
2007-08	Lecavalier 40	St. Louis 58	Lecavalier 92	O'Brien 154	Lecavalier 318
2006-07	Lecavalier 52	St. Louis 59	Lecavalier 108	Roy 116	Lecavalier 339
2005-06	Lecavalier 35	Richards 68	Richards 91	Kubina 96	Lecavalier 309
2004-05			Did Not Play		
2003-04	St. Louis 38	St. Louis 56	St. Louis 94	Dingman 140	Richards 244
2002-03	Lecavalier 33 St. Louis 33	Richards 57 Prospal 57	Prospal 79	Roy 119	Richards 277
2001-02	Andreychuk 21	Richards 42	Richards 62	Andreychuk 109	Richards 251
2000-01	Modin 32	Richards 41	Richards 62	Sarich 106	Modin 217
1999-00	Lecavalier 25	Lecavalier 42	Lecavalier 67	Svoboda 170	Lecavalier 166
1998-99	D. Tucker 21	Gratton 26	D. Tucker 43	D. Tucker 176	Gratton 181
1997-98	Renberg 16 Selivanov 16	Ysebaert 27	Ysebaert 40	Ciccone 175	Selivanov 206
1996-97	Ciccarelli 35	Cullen 37	Gratton 62	Gratton 201	Hamrik 238
1995-96	Selivanov 31	Bradley 56	Bradley 79	Petit 135	Hamrik 281
1994-95	Bradley 13 Klima 13	Bradley 27	Bradley 40	Ciccone 225	Hamrik 134
1993-94	Klima 28	Bradley 40	Bradley 64	Ciccone 226	Savard 181
1992-93	Bradley 42	Bradley 44	Bradley 86	Hartman 154	Bradley 205

SEASON	GWG	PPG	SHG	GAA	WINS
2013-14	Stamkos 5	Stamkos 9	Johnson 5	Bishop 2.23	Bishop 37
2012-13	5 Tied 2	Stamkos 10	None	Lindback 2.90 Garon 2.90	Lindback 10
2011-12	Stamkos 12	Stamkos 12	Malone 1	Garon 2.85	Garon 23
2010-11	Stamkos 8	Stamkos 17	Thompson 1	Roloson 2.56	Roloson 18
2009-10	St. Louis 7 Malone 7	Stamkos 24	Stamkos 1 St. Louis 1	Niittymaki 2.87	Niittymaki 21
2008-09	Lecavalier 6	Lecavalier 10	St. Louis 2	Smith 2.62	Smith 14
2007-08	Lecavalier 7	Lecavalier 10 St. Louis 10	St. Louis 2	Smith 2.59	Smith 15
2006-07	Lecavalier 7 St. Louis 7	Lecavalier 16	Lecavalier 5 St. Louis 5	Holmqvist 2.85	Holmqvist 27
2005-06	St. Louis 7 Lecavalier 7	Lecavalier 13	Richards 4	Burke 2.80	Grahame 29
2004-05			Did Not Play		
2003-04	St. Louis 7	Stillman 11	St. Louis 8	Grahame 2.06	Khabibulin 28
2002-03	Fedotenko 6	Andreychuk 15	St. Louis 3	Khabibulin 2.47	Khabibulin 30
2001-02	Andreychuk 5	Andreychuk 9	Kubina 2	Khabibulin 2.36	Khabibulin 24
2000-01	Modin 4 St. Louis 4	Modin 8	St. Louis 3	Weekes 3.14	Weekes 20
1999-00	Modin 5	Lecavalier 6 Kubina 6 M. Johnson 6	Drulia 2 Holzinger 2	Cloutier 3.49	Cloutier 9
1998-99	Forbes 4	D. Tucker 8	Richer 2 Sillinger 2	Bierk 2.03	Schwab 8
1997-98	Zamuner 4	Renberg 6 Zamuner 3	Renberg 3	Puppa 2.72	Fitzpatrick 7
1996-97	Ciccarelli 6	Ciccarelli 12	Zamuner 4	Puppa 2.58	Tabaracci 22
1995-96	Bradley 5 Selivanov 5	Bellows 13 Selivanov 13	Zamuner 3	Puppa 2.46	Puppa 29
1994-95	Klima 3 Selivanov 3	Hamrik 7	Zamuner 3	Puppa 2.68	Puppa 14
1993-94	J. Tucker 6	Klima 10	Seven With 1	Young 2.50	Puppa 22
1992-93	Bradley 6	Bradley 16	Andersson 2 Bureau 2	Bergeron 3.66 Young 3.66	Bergeron 8 Jablonski 8

\* To be considered a season leader, player must finish the season with the Lightning.



# ALL-TIME RECORDS

## ALL-TIME SCORING

PLAYER	TP	PLAYER	TP	PLAYER	TP	PLAYER	TP	PLAYER	TP
Martin St. Louis	953	Pavel Kubina	243	John Tucker	131	Cory Sarich	85	<b>Ondrej Palat</b>	<b>63</b>
Vincent Lecavalier	874	Teddy Purcell	203	Dave Andreychuk	129	Cory Stillman	80	Ryan Craig	63
Brad Richards	489	Ryan Malone	201	Mikael Andersson	123	Dino Ciccarelli	77	Denis Savard	63
<b>Steven Stankos</b>	<b>426</b>	Rob Zamuner	200	Steve Downie	112	Ben Clymer	76	Tim Taylor	61
Vaclav Prospal	371	Roman Hamrlík	185	Paul Ysebaert	108	Danton Cole	76	Daymond Langkow	61
Brian Bradley	300	Alex Selivanov	155	John Cullen	105	Nate Thompson	75	Marc Bureau	60
Fredrik Modin	286	<b>Victor Hedman</b>	<b>144</b>	Paul Ranger	92	Filip Kuba	68	<b>Alex Killorn</b>	<b>60</b>
Chris Gratton	259	Ruslan Fedotenko	144	Darcy Tucker	91	Shawn Burr	65		
Dan Boyle	253	Peter Klima	133	Shawn Chambers	87	Stephane J.J. Richer	65		

## ALL-TIME GOALTENDING

PLAYER	YEARS	GP	MIN	GAA	W	L	OTL	SO	GA	SA	SPCT
Riku Helenius	2008-09	1	7	0.00	0	0	0	0	0	2	1.000
<b>Kristers Gudlevskis</b>	<b>2013-14</b>	<b>1</b>	<b>40</b>	<b>2.01</b>	<b>1</b>	<b>0</b>	<b>0</b>	<b>0</b>	<b>2</b>	<b>38</b>	<b>.947</b>
Nikolai Khabibulin	2000-01/03-04	192	11080	2.39	83	74	28	14	442	5157	.914
Cedrick Desjardins	2010-11/13-14	6	298	2.41	2	4	0	0	12	149	.919
<b>Ben Bishop</b>	<b>2012-13/13-14</b>	<b>71</b>	<b>4088</b>	<b>2.61</b>	<b>40</b>	<b>18</b>	<b>8</b>	<b>6</b>	<b>158</b>	<b>2060</b>	<b>.921</b>
John Grahame	2002-03/05-06	103	5754	2.64	53	36	5	8	253	2538	.900
Daren Puppa	1993-94/99-00	206	11576	2.68	77	91	26	12	518	5477	.905
Rick Tabaracci	1996-97	55	3012	2.75	20	25	6	4	138	1415	.902
Sean Burke	2005-06	35	1713	2.80	14	10	0	2	80	764	.895
Mike Smith	2007-08/10-11	118	6720	2.85	43	52	17	6	319	3361	.905
Mathieu Garon	2011-12/12-13	66	3394	2.86	28	25	6	1	162	1618	.900
Antero Niittymäki	2009-10	49	1857	2.87	21	18	5	1	127	1388	.909
Anders Lindback	2012-13/13-14	47	2606	2.90	18	22	3	1	126	1222	.897
Dan Ellis	2010-11	31	1679	2.93	13	7	6	2	82	741	.889
Johan Holmqvist	2006-07/07-08	93	5017	2.93	47	31	9	3	245	2263	.892
Evgeny Konstantinov	2000-01/02-03	2	20	3.00	0	0	0	0	1	6	.833
Kevin Weekes	2000-01/01-02	80	4207	3.09	23	42	3	6	217	2252	.904
Sebastian Caron	2011-12	3	135	3.11	1	1	0	0	7	57	.877
Dwayne Roloson	2010-11/11-12	74	4091	3.12	31	28	7	5	213	2093	.898
Mark Fitzpatrick	1997-98	34	1938	3.16	7	24	1	1	102	975	.895
Corey Schwab	1996-97/98-99	87	4429	3.25	21	46	5	3	240	2241	.893
Kevin Hodson	1998-00/02-03	36	1290	3.25	4	11	6	0	70	546	.872
Jeff Reese	1995-96	19	994	3.26	7	7	1	0	54	464	.884
Marc Denis	2006-07/07-08	54	2768	3.32	18	23	2	1	153	1267	.879
Karri Ramo	2006-07/08-09	48	2650	3.35	11	21	10	0	148	1411	.895
Wendell Young	1992-93/93-94	40	2071	3.39	9	22	3	1	117	969	.879
Dan Cloutier	1989-00/00-01	76	3497	3.50	12	43	6	1	204	1789	.887
Dustin Tokarski	2009-10/11-12	7	288	3.54	1	3	1	0	17	132	.871
Mike McKenna	2008-09	15	776	3.56	7	8	1	1	46	406	.887
J.C. Bergeron	1992-93/95-96	53	2775	3.65	14	26	5	1	169	1267	.867
Derek Wilkinson	1995-96/98-99	22	933	3.66	3	12	3	0	57	454	.874
Olaf Kolzig	2008-09	8	410	3.66	2	4	1	0	25	245	.898
Rich Parent	1999-00	14	698	3.70	2	7	1	0	43	353	.878
Zac Bierk	1997-98/99-00	26	1001	3.78	5	9	2	0	63	539	.883
Dieter Kochan	1989-00/01-02	20	789	3.88	1	10	1	0	51	378	.865
Bill Ramford	1998-99	32	1568	3.90	3	18	3	1	102	658	.881
Pat Jablonski	1992-93/93-94	58	3102	3.94	13	30	7	1	204	1568	.870
Wade Flaherty	2000-01	2	118	4.06	0	2	0	0	8	55	.854
David Littman	1992-93	1	45	9.33	0	1	0	0	7	21	.667

# ALL-TIME LEADERS

## GAMES PLAYED

RANK	PLAYER	GP
1	Vincent Lecavalier	1037
2	Martin St. Louis	972
3	Pavel Kubina	662
4	Brad Richards	552
5	Cory Sarich	490
6	Chris Gratton	482
7	Rob Zamuner	475
8	Vaclav Prospal	468
9	Fredrik Modin	445
10	Mikael Andersson	435

## GOALS

RANK	PLAYER	G
1	Vincent Lecavalier	383
2	Martin St. Louis	365
3	<b>Steven Stankos</b>	<b>233</b>
4	Brad Richards	150
5	Fredrik Modin	145
6	Vaclav Prospal	127
7	Brian Bradley	111
8	Chris Gratton	98
9	Ryan Malone	92
10	Rob Zamuner	84

## ASSISTS

RANK	PLAYER	A
1	Martin St. Louis	588
2	Vincent Lecavalier	491
3	Brad Richards	339
4	Vaclav Prospal	244
5	<b>Steven Stankos</b>	<b>193</b>
6	Brian Bradley	189
7	Dan Boyle	187
8	Pavel Kubina	171
9	Chris Gratton	161
10	Fredrik Modin	141

## PENALTY MINUTES

RANK	PLAYER	PIM
1	Chris Gratton	828
2	Pavel Kubina	784
3	Vincent Lecavalier	746
4	Enrico Ciccone	604
5	Cory Sarich	554
6	Steve Downie	554
7	Andre Roy	484
8	Roman Hamrlík	474
9	Rudy Poeschek	418
10	Jassen Cullimore	396

## POWER-PLAY GOALS

RANK	PLAYER	PPG
1	Vincent Lecavalier	112
2	Martin St. Louis	96
3	<b>Steven Stankos</b>	<b>81</b>
4	Brad Richards	49
5	Vaclav Prospal	44
6	Dave Andreychuk	38
7	Brian Bradley	37
8	Pavel Kubina	33
9	Fredrik Modin	32
10	Dan Boyle	31

## GAME-WINNING GOALS

RANK	PLAYER	GWG
1	Martin St. Louis	64
2	Vincent Lecavalier	60
3	<b>Steven Stankos</b>	<b>32</b>
4	Fredrik Modin	23
5	Brad Richards	18
	Pavel Kubina	18

## SHORT-HANDED GOALS

RANK	PLAYER	SHG
1	Martin St. Louis	28
2	Rob Zamuner	14
3	Vincent Lecavalier	13
4	Mikael Andersson	7
	Brad Richards	7
	Pavel Kubina	5
	Mike Sillinger	5
	<b>Tyler Johnson</b>	<b>5</b>





# GOALTENDING

## GAMES PLAYED

RANK	PLAYER	GP
1.	Daren Poppa	206
2.	Nikolai Khabibulin	192
3.	Mike Smith	118
4.	John Grahame	103
5.	Johan Holmqvist	93

## MINUTES

RANK	PLAYER	MIN
1.	Daren Poppa	11576
2.	Nikolai Khabibulin	11080
3.	Mike Smith	6720
4.	John Grahame	5754
5.	Johan Holmqvist	5017

## GOAL-AGAINST AVERAGE

RANK	PLAYER	GAA
1.	Nikolai Khabibulin	2.39
2.	Ben Bishop	2.61
3.	John Grahame	2.64
4.	Daren Poppa	2.68
5.	Rick Tabaracci	2.75

## WINS

RANK	PLAYER	W
1.	Nikolai Khabibulin	83
2.	Daren Poppa	77
3.	John Grahame	53
4.	Johan Holmqvist	47
5.	Mike Smith	43

\* Minimum 50 Games

## SHUTOUTS

RANK	PLAYER	SO
1.	Nikolai Khabibulin	14
2.	Daren Poppa	12
3.	John Grahame	8
4.	Kevin Weekes	6
	Mike Smith	6
	Ben Bishop	6

## SAVES

RANK	PLAYER	SV
1.	Daren Poppa	4959
2.	Nikolai Khabibulin	4715
3.	Mike Smith	3042
4.	John Grahame	2285
5.	Ben Bishop	2060

# SINGLE - SEASON LEADERS

## GAMES PLAYED

RANK	PLAYER	GP
1.	Chris Gratton (1993-94)	84
2.	Rob Zamuner (1992-93)	84
3.	Adam Creighton (1992-93)	83

## POINTS

RANK	PLAYER	TP
1	Vincent Lecavalier (2006-07)	108
2	Martin St. Louis (2006-07)	102
3	Martin St. Louis (2010-11)	99
4	Steven Stamkos (2011-12)	97
5	Steven Stamkos (2009-10)	95
6	Martin St. Louis (2003-04)	94
	Martin St. Louis (2009-10)	94
8	Vincent Lecavalier (2007-08)	92
9	Steven Stamkos (2010-11)	91
	Brad Richards (2005-06)	91

## GOALS

RANK	PLAYER	G
1	Steven Stamkos (2011-12)	60
2	Vincent Lecavalier (2006-07)	52
3	Steven Stamkos (2009-10)	51
4	Steven Stamkos (2010-11)	45
5	Martin St. Louis (2006-07)	43
6	Brian Bradley (1992-93)	42
7	Vincent Lecavalier (2007-08)	40
8	Martin St. Louis (2003-04)	38
9	Vincent Lecavalier (2005-06)	35
	Dino Ciccarelli (1996-97)	35

## ASSISTS

RANK	PLAYER	A
1	Martin St. Louis (2010-11)	68
	Brad Richards (2005-06)	68
3	Martin St. Louis (2009-10)	65
4	Martin St. Louis (2006-07)	59
5	Martin St. Louis (2007-08)	58
6	Brad Richards (2002-03)	57
7	Vaclav Prospal (2002-03)	57
8	Vincent Lecavalier (2006-07)	56
	Martin St. Louis (2003-04)	56
	Brian Bradley (1995-96)	56

## PENALTY MINUTES

RANK	PLAYER	PTM
1.	Zenon Konopka (2009-10)	265
2.	Enrico Ciccone (1995-96)	258
3.	Enrico Ciccone (1994-95)	225
4.	Steve Downie (2009-10)	208
5.	Chris Gratton (1996-97)	201
6.	Darcy Tucker (1998-99)	176

## POWER-PLAY GOALS

RANK	PLAYER	PPG
1	Steven Stamkos (2009-10)	24
2	Steven Stamkos (2010-11)	17
3	Vincent Lecavalier (2006-07)	16
	Brian Bradley (1992-93)	16
5	Dave Andreychuk (2002-03)	15
6	Martin St. Louis (2006-07)	14
7	Vincent Lecavalier (2005-06)	13
	Brian Bellows (1995-96)	13
	Alex Selivanov (1995-96)	13

## SHORT-HANDED GOALS

RANK	PLAYER	SHG
1.	Martin St. Louis (2003-04)	8
2.	Tyler Johnson (2013-14)	5
	Vincent Lecavalier (2006-07)	5
	Martin St. Louis (2006-07)	5
5.	Brad Richards (2005-06)	4
	Rob Zamuner (1996-97)	4

# GOALTENDING

## GAMES PLAYED

RANK	PLAYER	GP
1.	Nikolai Khabibulin (2001-02)	70
2.	Nikolai Khabibulin (2002-03)	65
3.	Ben Bishop (2013-14)	63
4.	Daren Poppa (1993-94)	63
5.	Kevin Weekes (2000-01)	61
6.	John Grahame (2005-06)	57

## MINUTES

RANK	PLAYER	MIN
1.	Nikolai Khabibulin (2001-02)	3896
2.	Nikolai Khabibulin (2002-03)	3787
3.	Daren Poppa (1993-94)	3653
4.	Ben Bishop (2013-14)	3586
5.	Kevin Weekes (2000-01)	3378

## GOALS AGAINST AVERAGE

RANK	PLAYER	GAA
1.	John Grahame (2003-04)	2.06
2.	Ben Bishop (2013-14)	2.23
3.	Nikolai Khabibulin (2003-04)	2.33
4.	Nikolai Khabibulin (2001-02)	2.36
5.	Daren Poppa (1995-96)	2.46

## WINS

RANK	PLAYER	W
1.	Ben Bishop (2013-14)	37
2.	Nikolai Khabibulin (2002-03)	30
3.	John Grahame (2005-06)	29
4.	Daren Poppa (1995-96)	29
5.	Nikolai Khabibulin (2003-04)	28

\* Minimum 50 Games

## OVERTIME/SHOOTOUT LOSSES

RANK	PLAYER	OTL
1	Mike Smith (2008-09)	9
2	Ben Bishop (2013-14)	7
	Karri Ramo (2008-09)	7
	Mike Smith (2009-10)	7
5	Dan Ellis (2010-11)	6
6	Antero Niittymäki (2009-10)	5
7	Sean Burke (2005-06)	4
	Dwayne Roloson (2010-11)	4
	Mathieu Garon (2011-12)	4

## TIES

RANK	PLAYER	T
1.	Nikolai Khabibulin (2002-03)	11
2.	Nikolai Khabibulin (2001-02)	10
3.	Daren Poppa (1995-96)	7
4.	Nikolai Khabibulin (2003-04)	7
5.	Daren Poppa (1997-98)	6
6.	Rick Tabaracci (1996-97)	6
7.	Daren Poppa (1993-94)	6

## SHOOTOUTS

RANK	PLAYER	SO
1.	Nikolai Khabibulin (2001-02)	7
2.	Ben Bishop (2013-14)	5
	John Grahame (2005-06)	5
	Daren Poppa (1995-96)	5
5.	Dwayne Roloson (2010-11)	4
	Nikolai Khabibulin (2002-03)	4
	Kevin Weekes (2000-01)	4
	Rick Tabaracci (1996-97)	4
	Daren Poppa (1993-94)	4

## SAVES

RANK	PLAYER	SV
1.	Nikolai Khabibulin (2001-02)	1761
2.	Ben Bishop (2013-14)	1758
3.	Nikolai Khabibulin (2002-03)	1604
4.	Kevin Weekes (2000-01)	1565
5.	Daren Poppa (1995-96)	1474



# LAST TRADE WITH

**ANAHEIM DUCKS:** June 30, 2014 - Acquired fourth round and seventh round selection in the 2015 NHL Draft in exchange for Nate Thompson.

**ARIZONA COYOTES:** June 29, 2014 - Acquired a 2015 sixth round pick in exchange for Sam Gagner and B.J. Crombeen.

**BOSTON BRUINS:** June 23, 2012 - Acquired Forward Benoit Pouliot in exchange for Forward Michel Ouellet and 2012 fifth round pick.

**BUFFALO SABRES:** June 25, 2000 - Acquired Buffalo's seventh-round (later traded, Jan Platil) and ninth-round (Ilya Solarev) selections in the 2001 NHL Entry Draft in exchange for Tampa Bay's eighth-round selection in the 2000 NHL Entry Draft.

**CALGARY FLAMES:** January 6, 2012 - Acquired D Brendan Mikkelsen in exchange for C Blair Jones.

**CAROLINA HURRICANES:** April 2, 2013 - Acquired Adam Hall, along with a seventh-round pick in the 2013 draft from Carolina in exchange for Marc-Andre Bergeron

**CHICAGO BLACKHAWKS:** April 2, 2013 - Acquired LW Philippe Paradis in exchange for F Kirill Gotovets.

**COLORADO AVALANCHE:** February 21, 2012 - Acquired D Kyle Quincey for RW Steve Downie.

**COLUMBUS BLUE JACKETS:** March 5, 2014 - Acquired Jonathan Audy-Marchessault and Dalton Smith in exchange for Dana Tyrell and Matt Taormina.

**DALLAS STARS:** November 30, 2008 - Acquired RW Lauri Tukonen from Dallas in exchange for D Andrew Hutchinson

**DETROIT RED WINGS:** February 27, 2012 - Acquired D Mike Commodore in exchange for a conditional seventh-round draft pick in 2013.

**EDMONTON OILERS:** June 29, 2014 - Acquired C Sam Gagner in exchange for RW Teddy Purcell.

**FLORIDA PANTHERS:** January 21, 2013 - Acquired J.F. Jacques from Florida in exchange for future considerations

**LOS ANGELES KINGS:** March 3, 2010 - Acquired RW Teddy Purcell along with a third round pick in 2010 in exchange for C Jeff Halpern.

**MINNESOTA WILD:** July 28, 2014 - Acquired the 79th selection at the 2014 NHL Draft in exchange for the 80th overall selection at the 2014 Draft and a 2015 seventh round pick.

**MONTREAL CANADIENS:** February 14, 2013 - Acquired G Cedrick Desjardins from Montreal in exchange for Dustin Tokarski

**NASHVILLE PREDATORS:** June 15, 2012 - Acquired Goaltender Anders Lindback, Forward Kyle Wilson and a seventh round pick in the 2012 Draft in exchange for Goaltender Sebastian Caron, Minnesota's second round and Philadelphia's second round selections in 2012, and Tampa Bay's third round pick in the 2013 Draft.

**NEW JERSEY DEVILS:** November 9, 2001 - Acquired D Josef Boumedienne and D Sascha Goc and the rights to F Anton But for D Andrei Zyuzin

**NEW YORK ISLANDERS:** June 27, 2014 - Acquired the 35th and 57th round selections at the 2014 NHL Draft in exchange for the Lightning's 28th overall selection at the 2014 NHL Draft.

**NEW YORK RANGERS:** July 28, 2014 - Acquired the 119th overall pick at the 2014 NHL Draft in exchange for the Lightning's 140th and 142nd overall selections at the 2014 NHL Draft.

**OTTAWA SENATORS:** April 3, 2013 - Acquired G Ben Bishop from Ottawa in exchange for Cory Conacher and a fourth-round selection in the 2013 draft.

**PHILADELPHIA FLYERS:** February 18, 2012 - Acquired LW Jon Kalinski, a second round pick (2012 or 2013) and a fourth round pick in 2013 in exchange for D Pavel Kubina.

**PITTSBURGH PENGUINS:** June 28, 2008 - Acquired the rights to LWs Ryan Malone and Gary Roberts in exchange for a conditional draft pick in 2009

**SAN JOSE SHARKS:** February 16, 2012 - Acquired a second round pick in 2012 in exchange for C Dominic Moore.

**ST. LOUIS BLUES:** July 10, 2012 - Acquired RW B.J. Crombeen and a fifth round pick in 2014 in exchange for both their 2013 and 2014 fourth round picks

**TORONTO MAPLE LEAFS:** February 27, 2012 - Acquired D Keith Aulie in exchange for RW Carter Ashton.

**VANCOUVER CANUCKS:** June 27, 2014 - Acquired D Jason Garrison, the rights to forward Jeff Costello and a 2015 seventh round pick, in exchange for the Lightning's 2014 second round selection.

**WASHINGTON CAPITALS:** June 23, 2001 - Acquired New Jersey's second-round selection (D Andreas Holmqvist) in the 2001 NHL Entry Draft in exchange for the New York Islanders' second-round selection in the 2002 NHL Entry Draft (previously acquired)

**WINNIPEG JETS:** January 31, 2007 - Acquired RW Kyle Wanstig and RW Stephen Baby in exchange for D Andy Delmore and C Andre Deveau



# RECORD VS. OPPONENTS

## OVERALL

TEAM	GP	W	L	T/OT	PTS	GF	GA	PCT
Los Angeles	29	17	8	4	38	77	63	0.655
Columbus	16	9	6	1	19	35	31	0.594
Atlanta-Winnipeg	80	41	27	12	94	253	224	0.588
Nashville	18	9	7	2	20	53	48	0.556
Calgary	28	14	12	2	30	84	94	0.536
NY Islanders	85	41	35	9	91	229	247	0.535
Hartford-Carolina	109	50	44	15	115	329	315	0.528
Phoenix-Arizona	31	16	14	1	33	95	87	0.516
Montreal	80	34	33	13	81	194	217	0.506
San Jose	32	15	15	2	32	92	109	0.500
Florida	113	46	46	21	113	305	350	0.500
Chicago	34	14	14	6	34	88	103	0.500
NY Rangers	86	38	39	9	85	252	273	0.494
Anaheim	26	10	11	5	25	60	71	0.481
Philadelphia	85	35	39	11	81	241	255	0.476
Que.-Colorado	35	13	15	7	33	89	115	0.471
Pittsburgh	80	32	40	8	72	220	257	0.450
Ottawa	81	30	44	8	68	213	294	0.420
Edmonton	29	10	15	4	24	77	86	0.414
St. Louis	35	12	18	5	29	98	122	0.414
Toronto	76	27	41	8	62	197	254	0.408
Vancouver	26	8	13	5	21	74	102	0.404
Washington	113	37	62	14	88	295	388	0.389
Buffalo	81	26	44	11	63	203	261	0.389
New Jersey	85	26	46	13	65	192	281	0.382
Minnesota	16	5	9	2	12	36	46	0.375
Minnesota-Dallas	32	9	18	5	23	74	99	0.359
Boston	81	20	46	15	55	205	275	0.340
Detroit	37	9	25	3	21	91	143	0.284

## HOME

TEAM	GP	W	L	T/OTL	PTS	PCT
Columbus	8	7	1	0	14	0.875
Atlanta-Winnipeg <sup>*</sup>	40	26	9	5	57	0.713
Que.-Colorado <sup>+</sup>	17	10	4	3	23	0.676
Chicago	16	8	4	4	20	0.625
Nashville	8	4	2	2	10	0.625
NY Islanders	42	23	14	5	51	0.607
Hartford-Carolina <sup>*</sup>	53	30	19	4	64	0.604
Los Angeles	14	7	5	2	16	0.571
San Jose	17	9	7	1	19	0.559
St. Louis	18	8	6	4	20	0.556
Florida	57	26	20	11	63	0.548
Vancouver	13	6	5	2	14	0.538
Montreal	41	17	14	10	44	0.537
Calgary	14	7	6	1	15	0.536
NY Rangers	42	20	17	5	45	0.536
Phoenix-Arizona <sup>++</sup>	14	7	6	1	15	0.536
Pittsburgh	40	20	18	2	42	0.525
Philadelphia	44	21	20	3	45	0.511
Edmonton	15	6	6	3	15	0.500
Anaheim	13	6	6	1	13	0.500
Minnesota	8	3	3	2	8	0.500
Ottawa	42	18	20	4	40	0.476
Boston	40	16	18	6	38	0.475
New Jersey	41	14	19	8	36	0.439
Washington	56	22	30	4	48	0.429
Toronto	38	14	21	3	31	0.408
Detroit	19	6	11	2	14	0.368
Buffalo	41	11	23	7	29	0.353
Minnesota-Dallas <sup>**</sup>	17	3	11	3	9	0.265

## AWAY

TEAM	GP	W	L	T/OTL	PTS	PCT
Los Angeles	15	10	3	2	22	0.733
Calgary	14	7	6	1	15	0.536
Phoenix-Arizona <sup>++</sup>	17	9	8	0	18	0.529
Nashville	10	5	5	0	10	0.500
Montreal	39	17	19	3	37	0.474
Minnesota-Dallas <sup>**</sup>	15	6	7	2	14	0.467
NY Islanders	43	18	21	4	40	0.465
Atlanta-Winnipeg <sup>*</sup>	40	15	18	7	37	0.463
Anaheim	13	4	5	4	12	0.462
NY Rangers	44	18	22	4	40	0.455
Hartford-Carolina <sup>*</sup>	56	20	25	11	51	0.455
Florida	56	20	26	10	50	0.446
Philadelphia	41	14	19	8	36	0.439
San Jose	15	6	8	1	13	0.433
Buffalo	40	15	21	4	34	0.425
Toronto	38	13	20	5	31	0.408
Chicago	18	6	10	2	14	0.389
Pittsburgh	40	12	22	6	30	0.375
Washington	57	15	32	10	40	0.351
Ottawa	40	12	24	4	28	0.350
New Jersey	44	12	27	5	29	0.330
Edmonton	14	4	9	1	9	0.321
Columbus	8	2	5	1	5	0.313
Vancouver	13	2	8	3	7	0.269
Que.-Colorado <sup>+</sup>	18	3	11	4	10	0.278
Minnesota	8	2	6	0	4	0.250
St. Louis	15	3	11	1	7	0.233
Boston	41	4	28	9	17	0.207
Detroit	18	3	14	1	7	0.194

\* includes games against Hartford \*\* includes games against Minnesota

+ includes games against Quebec ++ includes games against Winnipeg (1979-1996)

<sup>^</sup> includes games against Atlanta



# OVERTIME / SHOOTOUT

## WINS

DATE	OPPONENT	WINNING GOAL SCORER	TIME	SCORE
<b>1992-93</b>				
1. 11/7/92	at NY Islanders	Doug Crossman	1:16	6-5
2. 12/16/92	at San Jose	John Tucker	2:53	5-4
3. 3/25/93	at Ottawa	Mikael Andersson	0:36	3-2
<b>1993-94</b>				
4. 1/16/94	at Winnipeg	Mikael Andersson	0:09	3-2
5. 1/19/94	vs. NY Islanders	Chris Gratton	4:20	4-3
6. 3/30/94	at Buffalo	Brian Bradley	3:52	3-2
<b>1994-95</b>				
7. 3/2/95	at Ottawa	Brian Bradley	3:55	3-2
8. 3/27/95	vs. Montreal	Petr Klima	2:23	3-2
<b>1995-96</b>				
9. 11/18/95	vs. Vancouver	Petr Klima	2:06	5-4
10. 2/21/96	at Toronto	Brian Bellows	1:42	3-2
11. 2/23/96	at NY Islanders	Rob Zamuner	4:45	3-2
<b>1996-97</b>				
12. 10/5/96	at Pittsburgh	Shawn Burr	1:37	4-3
13. 1/21/97	vs. Colorado	Bill Houlder	2:02	3-2
14. 3/9/97	vs. Calgary	Rob Zamuner	2:20	2-1
15. 3/21/97	at Calgary	Jeff Toms	2:46	4-3
<b>1998-99</b>				
16. 12/12/98	at NY Islanders	Benoit Hogue	4:12	2-1
<b>2000-01</b>				
17. 11/3/00	vs. NY Islanders	Craig Millar	2:46	4-3
18. 3/6/01	vs. San Jose	Brad Richards	4:02	2-1
<b>2001-02</b>				
19. 11/10/01	vs. Pittsburgh	Vaclav Prospal	4:29	3-2
20. 12/21/01	vs. St. Louis	Vincent Lecavalier	3:29	4-3
21. 1/15/02	at New Jersey	Zdeno Ciger	1:25	5-4
22. 4/14/02	at Florida	Vincent Lecavalier	0:17	3-2
<b>2002-03</b>				
23. 10/10/02	at Florida	Vaclav Prospal	3:34	4-3
24. 11/17/02	at Carolina	Cory Sarich	3:45	2-1
<b>2003-04</b>				
25. 10/21/03	vs. Atlanta	Pavel Kubina	3:28	3-2
26. 12/18/03	at Philadelphia	Martin St. Louis	2:03	5-4
27. 1/11/04	at NY Rangers	Jassen Collimore	2:03	2-1
28. 3/5/04	vs. New Jersey	Dave Andreychuk	2:17	3-2
<b>2004-05</b>				
Did Not Play				
<b>2005-06</b>				
29. 11/23/05	at Washington	Vaclav Prospal	Shootout	4-3
30. 12/2/05	vs. Chicago	Brad Richards	Shootout	3-2
31. 12/26/05	vs. Carolina	Dan Boyle	4:26	5-4
32. 1/3/06	at NY Rangers	Vaclav Prospal	3:47	1-0
33. 1/26/06	vs. New Jersey	Ruslan Fedotenko	2:22	1-0
34. 1/31/06	vs. Toronto	Vincent Lecavalier	Shootout	3-2
35. 2/6/06	at NY Islanders	Vincent Lecavalier	4:05	3-2
36. 3/7/06	at Pittsburgh	Brad Richards	Shootout	5-4
37. 3/23/06	vs. Washington	Pavel Kubina	0:37	4-3
38. 3/25/06	vs. NY Rangers	Brad Richards	Shootout	4-3
39. 4/6/06	vs. Atlanta	Brad Richards	Shootout	3-2
40. 4/15/06	vs. Carolina	Martin St. Louis	4:49	3-2
<b>2006-07</b>				
41. 10/5/06	at Atlanta	Vincent Lecavalier	Shootout	3-2
42. 11/8/06	at Pittsburgh	Vincent Lecavalier	2:41	4-3
43. 11/17/06	vs. NY Islanders	Dmitry Afanasev	Shootout	3-2
44. 11/24/06	vs. Atlanta	Martin St. Louis	2:25	3-2
45. 1/7/07	at Pittsburgh	Martin St. Louis	Shootout	3-2
46. 1/18/07	at New Jersey	Brad Richards	Shootout	3-2
47. 1/20/07	at Carolina	Vaclav Prospal	Shootout	6-5
48. 1/30/07	at Philadelphia	Vincent Lecavalier	Shootout	4-3
49. 2/6/07	vs. Los Angeles	Brad Richards	Shootout	3-2
50. 2/15/07	vs. Washington	Martin St. Louis	Shootout	3-2
51. 2/20/07	vs. Florida	Martin St. Louis	Shootout	3-2
52. 2/22/07	at Atlanta	Martin St. Louis	3:44	5-4
53. 3/1/07	at Washington	Nick Tarnasky	Shootout	5-4

DATE	OPPONENT	WINNING GOAL SCORER	TIME	SCORE
54. 3/10/07	at Calgary	Dan Boyle	2:59	3-2
55. 3/20/07	vs. NY Islanders	Filip Kuba	0:55	4-3
<b>2007-08</b>				
56. 12/4/07	vs. Ottawa	Vaclav Prospal	Shootout	4-3
57. 12/11/07	at Montreal	Brad Richards	Shootout	3-2
58. 2/7/08	at Nashville	Vaclav Prospal	0:58	2-1
59. 2/29/08	vs. Toronto	Dan Boyle	2:02	3-2
<b>2008-09</b>				
60. 10/21/08	vs. Atlanta	Vincent Lecavalier	1:41	3-2
61. 11/1/08	vs. Ottawa	Evgeny Artyukhin	Shootout	3-2
62. 12/26/08	at Florida	Ryan Malone	Shootout	4-3
63. 3/14/09	at Florida	Steven Stamkos	Shootout	4-3
64. 3/24/09	vs. Columbus	Martin St. Louis	3:04	2-1
<b>2009-10</b>				
65. 11/3/09	at Toronto	Ryan Malone	2:21	2-1
66. 11/12/09	vs. Minnesota	Vincent Lecavalier	Shootout	4-3
67. 11/22/09	at Atlanta	Steven Stamkos	2:56	4-3
68. 1/21/10	vs. Toronto	Martin St. Louis	4:50	3-2
69. 1/23/10	vs. Atlanta	Jeff Halpern	Shootout	2-1
70. 2/6/10	vs. Calgary	Andrej Meszaros	1:58	2-1
71. 3/23/10	vs. Carolina	Martin St. Louis	0:29	3-2
72. 4/8/10	vs. Ottawa	Teddy Purcell	Shootout	4-3
73. 4/10/10	vs. Florida	Steven Stamkos	Shootout	4-3
<b>2010-11</b>				
74. 10/13/10	at Montreal	Ryan Malone	4:09	4-3
75. 11/30/10	at Toronto	Simon Gagne	1:15	4-3
76. 12/11/10	at Vancouver	Steven Stamkos	0:34	5-4
77. 12/15/10	vs. Atlanta	Victor Hedman	Shootout	2-1
78. 12/23/10	at NY Rangers	Ryan Malone	Shootout	4-3
79. 12/26/10	at Atlanta	Vincent Lecavalier	1:13	3-2
80. 1/1/11	vs. NY Rangers	Nate Thompson	0:19	2-1
81. 1/4/11	at Washington	Martin St. Louis	2:54	1-0
82. 1/18/11	vs. Columbus	Ryan Malone	Shootout	3-2
83. 1/20/11	at Atlanta	Dominic Moore	Shootout	3-2
84. 1/21/11	at Florida	Dominic Moore	Shootout	2-1
85. 2/6/11	vs. St. Louis	Vincent Lecavalier	4:53	4-3
86. 2/12/11	vs. Carolina	Marc-Andre Bergeron	1:32	4-3
87. 3/9/11	vs. Chicago	Martin St. Louis	Shootout	4-3
<b>2011-12</b>				
88. 11/4/11	vs. Chicago	Vincent Lecavalier	4:06	5-4
89. 11/6/11	at Florida	Dominic Moore	Shootout	4-3
90. 11/9/11	vs. Philadelphia	Brett Connolly	2:30	2-1
91. 11/25/11	at Florida	Steven Stamkos	2:29	2-1
92. 12/8/11	at NY Rangers	Dominic Moore	Shootout	3-2
93. 12/15/11	vs. Calgary	Steven Stamkos	0:30	5-4
94. 1/31/12	vs. Washington	Steven Stamkos	2:45	4-3
95. 2/16/12	vs. San Jose	Martin St. Louis	4:27	6-5
96. 3/2/12	vs. NY Rangers	Ryan Malone	1:58	4-3
97. 3/3/12	at Carolina	Steven Stamkos	2:41	4-3
98. 3/22/12	vs. Edmonton	Teddy Purcell	Shootout	3-2
99. 3/31/12	vs. Winnipeg	Steven Stamkos	0:45	3-2
100. 4/7/12	at Winnipeg	Teddy Purcell	1:08	4-3
<b>2012-13</b>				
101. 2/16/13	at Florida	Benoit Pouliot	1:19	6-5
102. 3/29/13	vs. New Jersey	Teddy Purcell	Shootout	5-4
<b>2013-14</b>				
103. 10/5/13	at Chicago	Valtteri Filppula	Shootout	1-0
104. 10/8/13	at Buffalo	Alex Killorn	1:50	3-2
105. 10/24/13	vs. Chicago	Martin St. Louis	1:16	6-5
106. 10/27/13	at Florida	Steven Stamkos	Shootout	4-3
107. 11/9/13	at Detroit	Teddy Purcell	3:51	3-2
108. 11/12/13	at Montreal	Valtteri Filppula	Shootout	2-1
109. 12/12/13	vs. Detroit	Martin St. Louis	Shootout	2-1
110. 12/17/13	at NY Islanders	Nikita Kucherov	Shootout	3-2
111. 12/21/13	vs. Carolina	Radko Gudas	2:16	3-2
112. 1/23/14	vs. Ottawa	Nikita Kucherov	Shootout	4-3
113. 2/1/14	at Montreal	Nate Thompson	4:36	2-1
114. 3/27/14	vs. NY Islanders	Sami Salo	Shootout	3-2
115. 3/29/14	at Buffalo	Steven Stamkos	1:53	4-3
116. 4/13/14	at Washington	Matt Carle	Shootout	1-0





# LOSSES

DATE	OPPONENT	WINNING GOAL SCORER	TIME	SCORE
<b>1992-93</b>				
1. 10/16/92	at Buffalo	Bob Sweeney	2:30	4-5
2. 11/27/92	at Calgary	Joel Otto	1:01	2-3
3. 11/28/92	at Edmonton	Craig Simpson	3:45	3-4
4. 3/16/93	vs. Hartford	Murray Craven	1:03	3-4
<b>1993-94</b>				
5. 10/30/93	at Florida	Dave Lowry	4:56	1-2
6. 11/27/93	vs. Philadelphia	Kevin Dineen	0:34	3-4
7. 3/3/94	vs. New Jersey	John MacLean	3:04	4-5
8. 3/22/94	at NY Islanders	Vladimir Malakhov	3:59	4-5
<b>1994-95</b>				
9. 3/4/95	at Hartford	Robert Kron	1:11	2-3
10. 3/24/95	vs. Boston	Fred Knipscheer	3:32	3-4
<b>1995-96</b>				
11. 11/10/95	vs. Edmonton	Jason Arnott	2:41	3-4
12. 11/16/95	vs. Toronto	Benoit Hogue	0:32	4-5
13. 2/10/96	vs. Detroit	Sergei Fedorov	0:52	2-3
<b>1996-97</b>				
14. 12/21/96	at Hartford	Robert Kron	2:11	5-6
15. 2/14/97	at Washington	Steve Konowalchuk	2:57	4-5
<b>1997-98</b>				
16. 1/21/98	vs. Washington	Kelly Miller	3:32	2-3
17. 3/16/98	at Boston	Steve Heinze	1:24	3-4
18. 3/25/98	vs. Montreal	Patrice Brisebois	2:34	1-2
<b>1998-99</b>				
19. 12/15/98	at Pittsburgh	Kevin Hatcher	3:17	2-3
20. 1/4/99	at Toronto	Fredrik Modin	1:54	4-5
<b>1999-00</b>				
21. 10/19/99	vs. Vancouver	Mark Messier	0:43	5-6
22. 11/28/99	vs. Buffalo	Michal Grosse	2:26	2-3
23. 12/19/99	at NY Rangers	Theo Fleury	0:45	4-5
24. 1/8/00	at Calgary	Phil Housley	4:28	2-3
25. 2/3/00	vs. Montreal	Martin Rucinsky	0:31	1-2
26. 2/10/00	at NY Islanders	Tim Connolly	3:49	4-5
27. 3/8/00	at Philadelphia	Eric Desjardins	3:49	2-3
<b>2000-01</b>				
28. 10/31/00	at Carolina	Sandis Ozolinsh	2:35	5-6
29. 11/25/00	at Florida	Pavel Bure	2:47	1-2
30. 1/27/01	at Florida	Pavel Bure	0:59	2-3
31. 3/13/01	vs. Edmonton	Eric Brewer	1:17	4-5
32. 4/5/01	vs. NY Rangers	Manny Malhotra	3:23	3-4
<b>2001-02</b>				
33. 11/3/01	at Pittsburgh	Billy Tibbetts	1:51	1-2
34. 12/29/01	vs. Boston	Glen Murray	2:34	4-5
35. 2/26/02	vs. Detroit	Brendan Shanahan	2:55	3-4
36. 3/24/02	vs. Boston	Bill Guerin	4:35	3-4
<b>2002-03</b>				
37. 11/9/02	vs. Chicago	Igor Korolev	2:39	2-3
38. 12/3/02	at Toronto	Karel Pilar	3:48	3-4
39. 12/7/02	at Boston	Nick Boynton	3:11	2-3
40. 1/9/03	vs. Atlanta	Ilya Kovalchuk	4:44	2-3
41. 2/6/03	vs. Toronto	Nik Antropov	3:49	2-3
<b>2003-04</b>				
42. 11/6/03	vs. Los Angeles	Zigmund Palffy	4:52	0-1
43. 1/19/04	vs. Colorado	Milan Hejduk (ps)	0:59	4-5
44. 1/21/04	at Vancouver	Marcus Naslund	4:39	4-5
45. 2/19/04	at St. Louis	Doug Weight	1:06	3-4
46. 2/20/04	at Buffalo	Daniel Briere	3:01	3-4
47. 3/29/04	vs. Ottawa	Chris Phillips	4:00	4-5
<b>2004-05</b>				
	Did Not Play			
<b>2005-06</b>				
48. 10/13/05	vs. Buffalo	Daniel Briere	Shootout	3-4
49. 10/16/05	at Washington	Petr Sykora	Shootout	2-3
50. 11/15/05	at Washington	Alexander Ovechkin	Shootout	3-4
51. 1/24/06	vs. Florida	Olli Jokinen	3:15	2-3
52. 3/20/06	vs. Florida	Olli Jokinen	3:16	5-6
53. 4/14/06	at Carolina	Matt Cullen	Shootout	4-5
<b>2006-07</b>				
54. 11/4/06	at Boston	Glen Murray	0:17	5-6
55. 11/30/06	at Boston	Phil Kessel	Shootout	3-4
56. 2/17/07	at Florida	Nathan Horton	0:29	4-5
57. 2/27/07	vs. Dallas	Ladislav Nagy	1:35	1-2
58. 4/7/07	at Atlanta	Jonathan Sim	Shootout	2-3

DATE	OPPONENT	WINNING GOAL SCORER	TIME	SCORE
<b>2007-08</b>				
59. 10/27/07	vs. Buffalo	Thomas Vanek	4:19	3-4
60. 11/19/07	at Atlanta	Todd White	2:49	3-4
61. 12/8/07	vs. NY Islanders	Mike Sillinger	4:32	2-3
62. 1/1/08	at Toronto	Mats Sundin	Shootout	3-4
63. 1/5/08	at Ottawa	Mike Fisher	3:17	3-4
64. 2/9/08	at Atlanta	Alexei Zhitnik	1:26	1-2
65. 2/20/08	at Buffalo	Thomas Vanek	2:25	3-4
66. 3/7/08	at New Jersey	Patrick Elias	4:02	1-2
67. 3/27/08	vs. Washington	Tomas Fleischmann	2:27	3-4
<b>2008-09</b>				
68. 10/11/08	vs. Carolina	Eric Staal	4:36	3-4
69. 10/16/08	vs. NY Islanders	Trent Hunter	0:51	3-4
70. 10/18/08	vs. Minnesota	Antti Miettinen	Shootout	0-1
71. 11/5/08	at New Jersey	Jamie Langenbrunner	Shootout	2-3
72. 11/16/08	at Carolina	Tuomo Ruutu	Shootout	2-3
73. 11/18/08	vs. Florida	Nathan Horton	Shootout	3-4
74. 11/26/08	vs. NY Rangers	Markus Naslund	Shootout	2-3
75. 12/2/08	at Philadelphia	Mike Richards	2:05	3-4
76. 12/18/08	vs. Colorado	Milan Hejduk	Shootout	1-2
77. 12/30/08	vs. Montreal	Maxim Lapierre	Shootout	1-2
78. 2/4/09	at Pittsburgh	Evgeni Malkin	4:44	3-4
79. 2/19/09	vs. New Jersey	Patrick Elias	Shootout	2-3
80. 3/6/09	vs. St. Louis	Brad Boyes	0:27	3-4
81. 3/11/09	at Ottawa	Mike Fisher	2:38	2-3
82. 3/17/09	vs. Toronto	John Mitchell	Shootout	3-4
83. 3/21/09	vs. Atlanta	Vyacheslav Kozlov	Shootout	3-4
84. 3/26/09	at Montreal	Saku Koivu	1:45	2-3
85. 4/3/09	at New Jersey	Zach Parise	1:21	4-5
<b>2009-10</b>				
86. 10/6/09	at Carolina	Sergei Samsonov	Shootout	1-2
87. 10/8/09	vs. New Jersey	Zach Parise	Shootout	3-4
88. 10/24/09	vs. Buffalo	Tyler Myers	Shootout	2-3
89. 10/31/09	vs. New Jersey	David Clarkson	Shootout	1-2
90. 11/5/09	at Ottawa	Jason Spezza	4:17	2-3
91. 11/14/09	vs. Los Angeles	Anze Kopitar	Shootout	1-2
92. 11/19/09	at Anaheim	Scott Niedermayer	0:52	3-4
93. 11/28/09	at Dallas	Tom Wandell	2:12	3-4
94. 12/11/09	at Colorado	Wojtek Wolski	Shootout	1-2
95. 12/30/09	vs. Montreal	James Plekanec	3:32	1-2
96. 1/29/10	vs. Anaheim	Tomáš Plekanec	Shootout	1-2
97. 3/11/10	at Toronto	Phil Kessel	3:33	3-4
<b>2010-11</b>				
98. 10/21/10	vs. NY Islanders	Matt Moulson	1:56	2-3
99. 11/3/10	at Anaheim	Ryan Getzlaf	2:53	2-3
100. 11/27/10	vs. Florida	Stephen Weiss	Shootout	3-4
101. 10/12/10	at Edmonton	Jordan Eberle	Shootout	3-4
102. 12/2/10	at NY Islanders	John Tavares	3:23	1-2
103. 2/15/11	vs. Philadelphia	Kimmo Timonen	Shootout	3-4
104. 2/19/11	vs. Florida	Mike Santorelli	Shootout	2-3
105. 3/7/11	vs. Washington	Alex Ovechkin	Shootout	1-2
106. 3/12/11	at Florida	Jason Garrison	4:44	3-4
107. 3/17/11	at Montreal	Mike Cammalleri	Shootout	2-3
108. 3/19/11	at Ottawa	Jason Spezza	3:28	2-3
<b>2011-12</b>				
109. 10/10/11	at Washington	Matt Hedricks	Shootout	6-5
110. 10/15/11	at Florida	Marcel Goc	Shootout	3-2
111. 12/23/11	at Colorado	Matt Duchene	3:38	2-1
112. 1/10/12	vs. Vancouver	Mason Raymond	Shootout	5-4
113. 2/2/12	vs. Winnipeg	Kyle Wellwood	3:14	2-1
114. 2/9/12	at NY Rangers	Brad Richards	2:37	4-3
115. 3/8/12	at Washington	Alex Ovechkin	4:09	3-2
116. 4/5/12	at Toronto	Dion Phaneuf	4:01	3-2
<b>2012-13</b>				
117. 2/12/13	vs. Montreal	David Desharnais	Shootout	3-4
118. 4/2/13	vs. Florida	Peter Mueller	Shootout	2-3
119. 4/13/13	at Washington	Mike Green	2:59	5-6
120. 4/16/13	at Winnipeg	Mike Santorelli	Shootout	3-4
<b>2013-14</b>				
121. 11/22/13	at Anaheim	Ryan Getzlaf	4:54	0-1
122. 12/7/13	vs. Winnipeg	Mark Scheifele	1:04	1-2
123. 12/10/13	at Washington	Troy Brouwer	Shootout	5-6
124. 12/28/13	vs. Montreal	Lars Eller	Shootout	1-2
125. 1/16/14	vs. NY Islanders	Reilly Smith	Shootout	1-2
126. 3/8/14	vs. Boston	Radim Vrbata	Shootout	3-4
127. 3/10/14	vs. Arizona	James Neal	Shootout	3-4
128. 3/22/14	at Pittsburgh	James Neal	1:27	3-4
129. 3/24/14	vs. Ottawa	Jason Spezza	Shootout	3-4



# OVERTIME HISTORY

## LIGHTNING OVERTIME SCORING LEADERS

PLAYER	G	A	PTS	PLAYER	G	A	PTS	PLAYER	G	A	PTS
M. St. Louis	10	11	21	D. Andreychuk	1	1	2	D. Tyrell	0	1	1
V. Lecavalier	8	6	14	B. Bellows	1	1	2	T. Pyatt	0	1	1
<b>S. Stamkos</b>	<b>9</b>	<b>6</b>	<b>15</b>	M. Lundin	0	2	2	R. Panik	0	1	1
V. Prospal	4	4	8	P. Ranger	0	2	2	S. Bergenheim	0	1	1
P. Kubina	2	6	8	M. Bergewin	0	2	2	R. Petiot	0	1	1
B. Richards	1	5	6	R. Hamrik	0	2	2	J. Jokinen	0	1	1
D. Boyle	3	2	5	N. Pratt	0	2	2	E. Perrin	0	1	1
B. Bradley	2	3	5	A. Tanguay	0	2	2	B. Clymer	0	1	1
T. Purcell	2	3	5	D. Moore	0	2	2	F. Modin	0	1	1
M. Bergeron	1	4	5	S. Downie	0	2	2	C. Cross	0	1	1
R. Malone	3	1	4	S. Gagne	1	0	1	J. Cullen	0	1	1
C. Gratton	1	3	4	F. Kuba	1	0	1	M. Johnson	0	1	1
<b>E. Brewer</b>	<b>0</b>	<b>3</b>	<b>3</b>	S. Burr	1	0	1	A. Kharitonov	0	1	1
<b>V. Hedman</b>	<b>0</b>	<b>3</b>	<b>3</b>	Z. Ciger	1	0	1	J. Lafreniere	0	1	1
N. Thompson	2	1	3	D. Crossman	1	0	1	S. Neckar	0	1	1
M. Andersson	2	1	3	B. Hogue	1	0	1	P. Poulin	0	1	1
P. Klina	2	1	3	R. Fedotenko	1	0	1	A. Selivanov	0	1	1
J. Tucker	1	2	3	B. Houlder	1	0	1	T. Warriner	0	1	1
C. Sarich	1	2	3	C. Millar	1	0	1	J. Wiemer	0	1	1
C. Stillman	0	3	3	J. Toms	1	0	1	J. Vlonen	0	1	1
<b>A. Killorn</b>	<b>1</b>	<b>1</b>	<b>2</b>	J. Cullimore	1	0	1	P. Ysebaert	0	1	1
<b>R. Gudus</b>	<b>1</b>	<b>1</b>	<b>2</b>	<b>B. Connolly</b>	<b>1</b>	<b>0</b>	<b>1</b>	T. Taylor	0	1	1
<b>V. Filppula</b>	<b>0</b>	<b>2</b>	<b>2</b>	B. Pouliot	1	0	1	M. Garon	0	1	1
R. Zamuner	2	0	2	B. Lee	0	1	1				
A. Meszaros	1	1	2	B. Clark	0	1	1				

## LIGHTNING ALL-TIME SHOOTOUT SCORING LEADERS

PLAYER	S	G	%	GOG
N. Tarnasky	1	1	100.0	1
<b>M. Carle</b>	<b>3</b>	<b>2</b>	<b>66.7</b>	<b>1</b>
B. Richards	24	13	54.2	7
M. Kostka	2	1	50.0	0
S. Salo	2	1	50.0	1
D. Moore	10	5	50.0	4
<b>N. Kuchеров</b>	<b>8</b>	<b>3</b>	<b>37.5</b>	<b>2</b>
A. Hall	8	3	37.5	0
V. Prospal	14	5	35.7	3
E. Artyukhin	3	1	33.3	1
J. Halpern	3	1	33.3	1
S. Gagne	3	1	33.3	0
J. Jokinen	3	1	33.3	0
<b>V. Filppula</b>	<b>13</b>	<b>4</b>	<b>30.7</b>	<b>2</b>
R. Malone	12	3	25.0	3
<b>O. Palat</b>	<b>4</b>	<b>1</b>	<b>25.0</b>	<b>0</b>
V. Lecavalier	49	12	24.5	4
T. Purcell	17	4	23.5	3
M. St. Louis	35	8	22.9	5
<b>S. Stamkos</b>	<b>31</b>	<b>7</b>	<b>22.6</b>	<b>3</b>
<b>V. Hedman</b>	<b>15</b>	<b>3</b>	<b>20.0</b>	<b>1</b>
M. Pouliot	1	0	0.0	0
M. Ritola	1	0	0.0	0
A. Meszaros	1	0	0.0	0
B. Bochenksi	1	0	0.0	0
S. Veilleux	1	0	0.0	0
K. Foster	1	0	0.0	0
M. Ohlund	1	0	0.0	0
J. Ward	1	0	0.0	0
D. Afanasevov	1	0	0.0	0
D. Boyle	1	0	0.0	0
R. Craig	1	0	0.0	0
M. Recchi	1	0	0.0	0
R. Vrbata	1	0	0.0	0
N. Thompson	1	0	0.0	0
<b>A. Killorn</b>	<b>1</b>	<b>0</b>	<b>0.0</b>	<b>0</b>
T. Pyatt	1	0	0.0	0
S. Bergenheim	2	0	0.0	0
<b>T. Johnson</b>	<b>2</b>	<b>0</b>	<b>0.0</b>	<b>0</b>
P. Kubina	2	0	0.0	0
F. Kuba	2	0	0.0	0
<b>R. Panik</b>	<b>2</b>	<b>0</b>	<b>0.0</b>	<b>0</b>
<b>R. Callahan</b>	<b>3</b>	<b>0</b>	<b>0.0</b>	<b>0</b>
S. Downie	3	0	0.0	0
R. Fedotenko	3	0	0.0	0
E. Perrin	4	0	0.0	0
A. Tanguay	4	0	0.0	0

## OVERTIME/SHOOTOUT RECORD

### VS. NHL

OPPONENT	GP	W	L	T	PTS
Anaheim	5	0	4	1	5
Arizona	2	1	1	0	3
Boston	17	0	8	9	17
Buffalo	15	3	7	5	17
Calgary	8	5	2	1	13
Carolina	26	8	8	10	34
Chicago	11	5	1	5	16
Colorado	9	3	4	2	12
Columbus	2	1	0	1	5
Dallas	4	0	2	2	4
Detroit	6	2	2	2	8
Edmonton	7	1	4	2	8
Florida	33	11	12	10	43
Los Angeles	5	1	2	2	6
Minnesota	4	1	1	2	5
Montreal	19	5	8	6	24
Nashville	3	1	0	2	4
New Jersey	19	5	7	7	24
NY Islanders	20	10	7	3	30
NY Rangers	16	7	4	5	23
Ottawa	14	6	6	2	20
Philadelphia	15	3	4	8	18
Pittsburgh	14	5	4	5	19
St. Louis	7	2	2	3	9
San Jose	5	3	0	2	8
Toronto	16	6	8	2	22
Vancouver	7	2	3	2	9
Washington	23	7	10	6	29
Winnipeg	25	13	8	4	37
<b>TOTAL</b>	<b>325</b>	<b>117</b>	<b>130</b>	<b>111</b>	<b>472</b>

### SHOOTOUT RECORD VS. NHL

OPPONENT	GP	W	L	PTS
Anaheim	1	0	1	1
Arizona	1	0	1	1
Boston	2	0	2	2
Buffalo	2	0	2	2
Calgary	-	-	-	-
Carolina	4	1	3	5
Chicago	3	3	0	6
Colorado	2	0	2	2
Columbus	1	1	0	2
Dallas	-	-	-	-
Detroit	1	1	0	2
Edmonton	2	1	1	3
Florida	12	7	5	19
Los Angeles	2	1	1	3
Minnesota	2	1	1	3
Montreal	6	2	4	8
Nashville	-	-	-	-
New Jersey	6	2	4	8
NY Islanders	4	3	1	7
NY Rangers	4	3	1	7
Ottawa	5	4	1	9
Philadelphia	2	1	1	3
Pittsburgh	2	2	0	4
St. Louis	-	-	-	-
San Jose	-	-	-	-
Toronto	3	1	2	4
Vancouver	1	0	1	1
Washington	9	4	5	13
Winnipeg	8	5	3	13
<b>TOTAL</b>	<b>85</b>	<b>43</b>	<b>42</b>	<b>128</b>

## YEAR-BY-YEAR SHOOTOUT RECORD

SEASON	OVERALL			
	GP	W	L	PTS
2013-14	14	8	6	14
2012-13	4	1	3	2
2011-12	6	3	3	9
2010-11	12	6	6	18
2009-10	11	4	7	15
2008-09	13	3	10	16
2007-08	3	2	1	5
2006-07	12	10	2	22
2005-06	10	6	4	16
<b>TOTAL</b>	<b>71</b>	<b>35</b>	<b>36</b>	<b>103</b>

SEASON	HOME			
	GP	W	L	PTS
2013-14	8	3	5	6
2012-13	3	1	2	2
2011-12	2	1	1	3
2010-11	7	3	4	10
2009-10	9	4	5	13
2008-09	9	1	8	10
2007-08	1	1	0	2
2006-07	4	4	0	8
2005-06	5	4	1	9
<b>TOTAL</b>	<b>48</b>	<b>22</b>	<b>26</b>	<b>63</b>

SEASON	AWAY			
	GP	W	L	PTS
2013-14	6	5	1	10
2012-13	1	0	1	0
2011-12	4	2	2	6
2010-11	5	3	2	8
2009-10	2	0	2	2
2008-09	4	2	2	6
2007-08	2	1	1	3
2006-07	8	6	2	14
2005-06	5	2	3	7
<b>TOTAL</b>	<b>37</b>	<b>21</b>	<b>16</b>	<b>56</b>



YEAR-BY-YEAR STREAKS

YEAR	WINNING	UNBEATEN	GAMES W/POINT	LOSING	WINLESS
2013-14	5 (2 times)	-	7 (3/8-3/20)	3 (3/2-3/6)	-
Home	7 (10/24-11/27)	-	7 (10/24-11/27)	2 (4/3-4/5)	-
Away	5 (12/15-1/3)	-	5 (12/15-1/3)	3 (11/16-11/21)	-
2012-13	5 (1/22-2/1)	-	5 (1/22-2/1)	6 (2 times)	-
Home	5 (1/19-2/1)	-	6 (3/16-4/8)	5 (2/21-3/14)	-
Away	2 (2 times)	-	2 (2 times)	7 (4/6-4/25)	-
2011-12	5 (1/17-1/31)	-	6 (1/17-2/2)	7 (1/3-1/15)	-
Home	6 (10/20-11/17)	-	6 (10/20-11/17)	3 (2 times)	-
Away	2 (2 times)	-	4 (2 times)	6 (12/21-1/13)	-
2010-11	6 (1/18-2/1)	-	8 (12/10-12/28)	4 (2 times)	-
Home	4 (2 times)	-	7 (1/22-12/20)	3 (2 times)	-
Away	3 (3 times)	-	7 (3/2-4/3)	5 (11/9-11/2)	-
2009-10	4 (2/2-2/9)	-	7 (11/3-11/19)	6 (12/7-12/17)	-
Home	3 (3 times)	-	9 (10/8-11/14)	4 (3/14-3/20)	-
Away	2 (3 times)	-	5 (11/3-11/19)	7 (11/28-12/17)	-
2008-09	3 (3 Times)	-	4 (4 times)	9 (2 times)	-
Home	3 (1/19-1/27)	-	4 (10/11-10/21)	5 (3/3-3/21)	-
Away	2 (4 times)	-	5 (3/13-3/26)	8 (11/10-12/10)	-
2007-08	5 (11/7-11/16/07)	-	6 (11/7-11/19/07)	7 (12/22-1/5/08)	-
Home	5 (10/4-10/25/08)	-	6 (10/4-10/27/07)	5 (12/22-1/5/08)	-
Away	6 (1/8-2/7/08)	-	*10 (1/5-2/20/08)	7 (10/13-11/5/07)	-
2006-07	5 (1/7-1/15/07)	-	6 (2/11-2/22/07)	4 (2 times)	-
Home	5 (2/3-2/20/07)	-	5 (2/3-2/20/07)	2 (7 times)	-
Away	*7 (1/7-2/1/07)	-	7 (1/7-2/1/07)	4 (11/30-12/14/06)	-
2005-06	5 (11/27-12/10/05)	-	6 (2 times)	6 (11/1-11/11/05)	-
Home	*8 (3/17-4/8/06)	-	8 (3/17-4/8/06)	3 (2/28-3/8/06)	-
Away	4 (1/17-1/28/06)	-	5 (10/15-10/29/05)	6 (3/14-4/14/06)	-
2003-04	*8 (2/23-3/6/04)	11 (2/23-3/12/04)	*18 (2/5-3/12/04)	4 (12/9-12/16)	6 (11/23-12/4/03)
Home	7 (2/12-3/12/04)	*10 (1/29-3/12/04)	*13 (1/3-3/12/04)	3 (12/4-12/20/03)	5 (11/25-12/20/03)
Away	5 (2/23-3/6/04)	*7 (2/23-3/10/04)	*10 (2/5-3/10/04)	3 (12/9-12/16/03)	3 (12/23/03-1/6/04)
2002-03	4 (2/25-3/4/03)	*13 (3/7-4/2/03)	13 (3/7-4/2/03)	3 (15 times)	5 (2 Times)
Home	5 (10/12-11/08/02)	9 (2/25-4/2/03)	9 (2/25-4/2/03)	3 (11/19-11/29/02)	3 (2 Times)
Away	2 (4 Times)	6 (3/14-3/31/03)	6 (3/14-3/31/03)	5 (2 Times)	6 (2 Times)
2001-02	3 (12/17-12/26/01)	7 (3/10-3/22/02)	8 (3/10-3/24/02)	5 (3/25-4/3/02)	7 (3/22-4/3/02)
Home	6 (11/17-12/1/01)	6 (11/17-12/1/01)	6 (2 Times)	3 (12/31/01-1/12/02)	7 (12/27/01-1/19/02)
Away	2 (3 Times)	3 (1/6-1/15/02)	3 (1/6-1/15/02)	9 (2/11-4/10/02)	9 (2/11-4/10/02)
2000-01	3 (3 Times)	3 (4 Times)	7 (3/6-3/21/01)	8 (1/12-1/25/01)	10 (1/12-1/29/01)
Home	4 (2/20-3/10/01)	4 (2/20-3/10/01)	7 (2/20-3/17/01)	5 (2 Times)	6 (2 Times)
Away	2 (3/21-3/30/01)	2 (2 Times)	2 (2 Times)	4 (4 Times)	12 (1/16-3/1/01)
1999-00	3 (3/21-2/26/00)	4 (12/4-12/14/99)	4 (12/4-12/14/99)	7 (3 Times)	12 (12/14/99-1/11/00)
Home	5 (10/23-11/22/99)	5 (10/23-11/22/99)	7 (10/14-11/22/99)	7 (3/1-3/28/00)	7 (3/1-3/28/00)
Away	None	3 (3/14-3/17/00)	3 (3/14-3/17/00)	8 (1/7-2/19/00)	17 (12/2/99-2/19/00)
1998-99	3 (10/21-10/25/98)	3 (4 Times)	-	9 (11/10-12/3/98)	10 (1/26-2/17/99)
Home	3 (10/21-10/25/98)	5 (2 Times)	-	9 (11/10-12/26/98)	9 (11/10-12/26/98)
Away	None	2 (1/16-1/21/99)	-	8 (12/21/98-1/15/99)	8 (12/15/98-1/16/99)
1997-98	2 (4 Times)	4 (12/16-12/22/97)	-	*13 (1/3-2/2/98)	*16 (2 Times)
Home	3 (3/14-3/21/98)	8 (11/19-12/22/97)	-	*10 (1/3-2/26/98)	*11 (1/2-2/26/98)
Away	2 (2/7-2/25/98)	3 (2/4-2/25/98)	-	*11 (10/24-12/10/97)	*16 (10/10-12/10/97)
1996-97	4 (2 Times)	6 (2/15-2/25/97)	-	6 (11/23-12/4/96)	6 (2 Times)
Home	5 (2/20-3/1/97)	7 (2/15-3/1/97)	-	4 (11/23-11/30/96)	6 (10/24-11/8/96)
Away	4 (1/6-1/13/97)	4 (1/6-1/13/97)	-	5 (11/10-12/4/96)	5 (11/10-12/4/96)
1995-96	5 (2 Times)	7 (2/28-3/13/96)	-	4 (11/5-11/12/95)	5 (2 Times)
Home	6 (2/15-3/10/96)	8 (2/15-3/23/96)	-	4 (2/5-2/13/96)	4 (2/3-2/13/96)
Away	2 (5 Times)	4 (2 Times)	-	3 (2 Times)	5 (2 Times)
1994-95	2 (6 Times)	3 (2 Times)	-	6 (4/22-5/3/95)	6 (4/22-5/3/95)
Home	4 (1/25-2/10/95)	4 (1/25-2/10/95)	-	5 (2/20-3/24/95)	5 (2/20-3/24/95)
Away	2 (2 Times)	3 (2 Times)	-	6 (4/14-4/29/95)	6 (4/14-4/29/95)
1993-94	4 (1/4-1/12/94)	4 (1/4-1/12/94)	-	6 (10/23-11/3/93)	9 (2 Times)
Home	2 (3 Times)	3 (2 Times)	-	4 (10/23-11/11/93)	5 (2 Times)
Away	3 (2 Times)	6 (12/28/93-1/12/94)	-	3 (2 Times)	10 (10/16-11/26/93)
1992-93	4 (11/7-11/13/92)	6 (11/3-11/13/92)	-	8 (3/9-3/23/93)	8 (2 Times)
Home	3 (11/3-11/13/92)	3 (11/3-11/13/92)	-	7 (11/14-12/11/92)	9 (3/9-4/10/93)
Away	2 (3 Times)	3 (11/6-11/9/92)	-	5 (12/22/92-1/4/93)	8 (2/3-3/23/93)
* Indicates club record.					

YEAR-BY-YEAR OVERTIME AND SHOOTOUT RECORD

SEASON	OVERALL					HOME					AWAY				
	GP	W	L	T	PTS	GP	W	L	T	PTS	GP	W	L	T	PTS
2013-14	23	14	9	-	28*	11	5	6	-	10^A	12	9	3	-	18*
2012-13	6	2	4	-	4^A	3	1	2	-	2^A	3	1	2	-	2^A
2011-12	21	13	8	-	34^A	10	8	2	-	18^A	11	5	6	-	16^A
2010-11	25	14	11	-	39^A	11	6	5	-	17^A	14	8	6	-	22^A
2009-10	21	9	12	-	30^A	13	7	6	-	20^A	8	2	6	-	10^A
2008-09	23	5	18	-	28^A	14	3	11	-	17^A	9	2	7	-	11^A
2007-08	13	4	9	-	17^A	5	2	3	-	7^A	8	2	6	-	10^A
2006-07	20	15	5	-	35^A	7	6	1	-	13^A	13	9	4	-	22^A
2005-06	18	12	6	-	30^A	10	8	2	-	18^A	8	4	4	-	12^A
2004-05	DID NOT PLAY														
2003-04	18	4	6	8	22*	9	2	3	4	11*	9	2	3	4	11*
2002-03	23	2	5	16	25*	10	0	3	7	10*	13	2	2	9	15*
2001-02	19	4	4	11	23*	10	2	3	5	12*	9	2	1	6	11*
2000-01	13	2	5	6	15*	7	2	2	3	9*	6	0	3	3	6*
1999-00	16	0	7	9	16*	8	0	4	4	8*	8	0	3	5	8*
1998-99	12	1	2	9	11	4	0	0	4	4	8	1	2	5	7
1997-98	13	0	3	10	10	9	0	2	7	7	4	0	1	3	3
1996-97	16	4	2	10	18	7	2	0	5	9	9	2	2	5	9
1995-96	18	3	3	12	18	9	1	3	5	7	9	2	0	7	11
1994-95	7	2	2	3	7	2	1	1	0	2	5	1	1	3	5
1993-94	18	3	4	11	17	8	1	1	6	8	10	2	3	5	9
1992-93	14	3	4	7	13	4	0	1	3	3	10	3	3	4	10
TOTALS:	357	116	129	112	440	171	57	61	53	212	186	59	68	59	228

\* Includes points from overtime and/or shootout losses.

\* Includes shootout wins and losses.





# ALL-TIME HAT TRICKS

## HAT TRICKS FOR

DATE	PLAYER	OPPONENT	SCORE	GOALTENDER
<b>1992-93</b>				
1. 10/17/92	Chris Kontos (4)	vs. Chicago	W, 7-3	Ed Belfour
2. 11/7/92	Doug Crossman	at NY Islanders	W, 6-5 (OT)	Mark Fitzpatrick
3. 12/5/92	Brian Bradley	vs. Detroit	L, 9-7	Vincent Riendeau
4. 4/13/93	Mikael Andersson	at Winnipeg	W, 5-3	Jim Hrivnak
<b>1995-96</b>				
5. 3/1/96	Brian Bellows	at San Jose	W, 7-3	Wade Flaherty
6. 3/1/96	Jason Wiemer	at San Jose	W, 7-3	Wade Flaherty
<b>1996-97</b>				
7. 10/12/96	Chris Gratton	at Toronto	W, 7-4	Felix Potvin
8. 11/8/96	Dino Ciccarelli	vs. Pittsburgh	L, 5-5	Ken Wregget
<b>1997-98</b>				
9. 11/19/97	Rob Zamuner	vs. NY Rangers	W, 6-3	Jason Muzzatti
10. 3/21/98	Mikael Renberg	vs. Florida	W, 5-1	John Vanbiesbrouck
<b>1998-99</b>				
11. 12/30/98	Wendel Clark	at Carolina	L, 3-4	Arturs Irbe
12. 3/6/99	Wendel Clark	at Montreal	W, 6-1	Jeff Hackett
13. 3/19/99	Wendel Clark	vs. Detroit	L, 3-5	Chris Osgood
<b>2000-01</b>				
14. 10/22/00	Fredrik Modin	at NY Rangers	W, 4-2	Mike Richter
<b>2001-02</b>				
15. 1/15/02	Zdeno Ciger	at New Jersey	W, 5-4 (OT)	Martin Brodeur
<b>2002-03</b>				
16. 11/8/02	Vincent Lecavalier	vs. Pittsburgh	W, 4-1	Johan Hedberg
17. 1/30/03	Martin St. Louis	vs. Carolina	W, 3-1	John Weekes
18. 3/22/03	Vincent Lecavalier	at Phoenix	W, 4-0	Brian Boucher
<b>2003-04</b>				
19. 11/8/03	Vincent Lecavalier	vs. Pittsburgh	W, 9-0	Sebastian Caron
20. 1/3/04	Fredrik Modin	vs. Philadelphia	W, 6-1	Robert Esche
21. 1/3/04	Martin St. Louis	vs. Carolina	W, 5-4	Kevin Weekes/Jamie Storr
22. 1/24/04	Martin St. Louis	at Calgary	W, 6-2	Roman Turek
<b>2004-05</b>				
		Did Not Play		
<b>2005-06</b>				
23. 11/14/05	Vaclav Prospal	vs. Philadelphia	W, 5-2	Robert Esche
24. 1/28/06	Fredrik Modin	at Philadelphia	W, 6-0	Antero Nittymäki
<b>2006-07</b>				
25. 10/26/06	Martin St. Louis	vs. Carolina	W, 5-1	Cam Ward
26. 12/17/06	Vincent Lecavalier	vs. Atlanta	W, 8-0	Kari Lehtonen
27. 12/23/06	Dan Boyle	vs. NY Rangers	W, 4-3	Henrik Lundqvist
<b>2007-08</b>				
28. 11/14/07	Vincent Lecavalier	vs. Carolina	W, 6-1	John Grahame
29. 3/11/08	Vincent Lecavalier	vs. NY Islanders	W, 8-4	Rick DiPietro
<b>2008-09</b>				
30. 2/17/09	Steven Stamkos	vs. Chicago	L, 3-5	Cristobal Huet
<b>2009-10</b>				
31. 10/10/09	Ryan Malone	vs. Carolina	W, 5-2	Cam Ward
<b>2010-11</b>				
32. 10/22/10	Steven Stamkos	at Atlanta	W, 5-2	Chris Mason/Peter Mannino
33. 11/18/10	Steven Stamkos	at Philadelphia	W, 8-7	Sergei Bobrovsky/ Brian Boucher
34. 2/23/11	Teddy Purcell	vs. Phoenix	W, 8-3	Jason Labarbera
<b>2011-12</b>				
35. 11/4/11	Steven Stamkos	vs. Chicago	W, 5-4 (OT)	Ray Emery
36. 12/31/11	Steven Stamkos	vs. Carolina	W, 5-2	Cam Ward
37. 2/4/12	Martin St. Louis	vs. Florida	W, 5-3	Scott Clemmensen
38. 2/26/12	Martin St. Louis	at New Jersey	W, 6-3	Martin Brodeur
39. 3/29/12	Ryan Malone	at New Jersey	L, 4-6	Martin Brodeur
40. 4/7/12	Teddy Purcell	at Winnipeg	W, 4-3 (OT)	Ondrej Pavelec
<b>2012-13</b>				
41. 4/24/13	Martin St. Louis	vs. Toronto	W, 5-2	James Reimer
<b>2013-14</b>				
42. 10/10/13	Steven Stamkos	vs. Florida	W, 7-2	Jacob Markstrom
43. 1/18/14	Martin St. Louis	vs. San Jose	L, 4-5	Antti Niemi
44. 1/25/14	Tyler Johnson	vs. Colorado	W, 5-2	Semyon Varlamov
45. 3/19/14	Steven Stamkos	at Toronto	W, 5-3	James Reimer

## HAT TRICKS AGAINST

DATE	PLAYER	OPPONENT	SCORE	GOALTENDER
<b>1992-93</b>				
1. 11/17/92	Evgeny Davydov	vs. Winnipeg	L, 5-6	Wendell Young
2. 3/9/93	Teemu Selanne	vs. Winnipeg	L, 2-4	Wendell Young
<b>1993-94</b>				
3. 12/1/93	Derek Plante	vs. Buffalo	L, 0-3	Daren Pappa
4. 2/5/94	Peter Bondra (5)	at Washington	L, 3-6	Daren Pappa
5. 3/15/94	Gary Roberts (4)	vs. Calgary	L, 3-7	Daren Pappa/Wendell Young

<b>1994-95</b>				
6. 2/14/95	John LeClair	vs. Philadelphia	L, 2-5	Daren Pappa
7. 3/1/95	Uwe Krupp	at Quebec	L, 2-8	Daren Pappa/J.C. Bergeron
<b>1995-96</b>				
8. 10/15/95	Dan Quinn	vs. Ottawa	L, 4-7	Daren Pappa
9. 1/2/96	Theoren Fleury	at Calgary	L, 0-10	Daren Pappa/J.C. Bergeron
10. 1/6/96	Alexander Mogilny	at Vancouver	L, 2-9	Daren Pappa/J.C. Bergeron
11. 3/26/96	Stephane Richer	vs. New Jersey	L, 4-6	Daren Pappa
<b>1996-97</b>				
12. 11/16/96	Brian Rolston	at New Jersey	L, 3-6	Derek Wilkinson
<b>1997-98</b>				
13. 3/28/98	Vincent Damphousse	at Montreal	L, 2-8	Mark Fitzpatrick/Zac Bierk
<b>1998-99</b>				
14. 10/16/98	John LeClair	vs. Philadelphia	L, 2-5	Daren Pappa
15. 11/10/98	Kevin Stevens	vs. NY Rangers	L, 2-10	Bill Ranford
16. 2/3/99	Peter Bondra (4)	at Washington	L, 1-10	Corey Schwab/Bill Ranford
17. 3/8/99	Magnus Arvedson	at Ottawa	L, 3-9	Corey Schwab
<b>1999-00</b>				
18. 10/7/99	Luc Robitaille	vs. Los Angeles	L, 2-5	Daren Pappa
19. 10/28/99	Dave Andreychuk (4)	at Boston	L, 3-7	Daren Pappa/Kevin Hodson
20. 1/1/00	Pavel Bure (4)	at Florida	L, 5-7	Kevin Hodson
21. 3/12/00	Tony Amonte	vs. Chicago	L, 1-4	Rich Parent
<b>2000-01</b>				
22. 11/1/00	Theoren Fleury	at NY Rangers	L, 1-6	Kevin Weekes
23. 12/6/00	John LeClair	at Philadelphia	L, 3-6	Dan Cloutier
24. 1/4/01	Radek Bank	at Ottawa	L, 3-8	Kevin Weekes/Dan Cloutier
25. 2/17/01	Petr Nedved	vs. NY Rangers	L, 4-5	Kevin Weekes
26. 3/1/01	Joe Thornton	at Boston	L, 1-3	Kevin Weekes
<b>2002-03</b>				
27. 11/5/02	Alexander Mogilny	at Toronto	L, 3-4	Nikolai Khabibulin
28. 4/4/03	Jamir Jorin	vs. Washington	L, 1-5	John Grahame/ Nikolai Khabibulin
29. 2/11/03	Dave Scatchard	at NY Islanders	L, 2-6	Nikolai Khabibulin
30. 4/6/03	Kamil Piro	at Atlanta	L, 2-6	John Grahame
<b>2003-04</b>				
	-None-			
<b>2004-05</b>				
	Did Not Play			
<b>2005-06</b>				
31. 11/11/05	Ilya Kovalchuk	at Atlanta	L, 2-5	John Grahame
32. 3/9/06	Derek Roy	at Buffalo	L, 5-8	John Grahame/Sean Burke
<b>2006-07</b>				
33. 10/16/06	Justin Williams	vs. Carolina	L, 1-5	Marc Denis/ Johan Holmqvist
34. 11/8/06	Nils Ekman	at Pittsburgh	W, 4-3	Johan Holmqvist
35. 12/5/06	Daniel Briere	at Buffalo	L, 1-4	Marc Denis
36. 3/18/07	Alexander Semin	at Washington	L, 1-7	Marc Denis
<b>2007-08</b>				
37. 10/31/07	Jay Pandolfo	at New Jersey	L, 1-6	Johan Holmqvist/ Marc Denis
38. 11/3/07	Ilya Kovalchuk	vs. Atlanta	L, 4-6	Johan Holmqvist
39. 12/13/07	Kristian Huselius	vs. Calgary	L, 6-9	Johan Holmqvist/ Marc Denis
40. 12/13/07	Jerome Iginla	vs. Calgary	L, 6-9	Marc Denis
41. 1/24/08	Daniel Alfredsson	vs. Ottawa	L, 8-4	Johan Holmqvist/ Karri Ramo
42. 2/20/08	Thomas Vanek	at Buffalo	L, 3-4 (OT)	Johan Holmqvist
43. 3/19/08	Thomas Vanek	at Buffalo	L, 4-7	Karri Ramo
44. 4/2/08	Chad Larose	at Carolina	L, 2-6	Mike Smith
<b>2008-09</b>				
45. 11/8/08	Chris Drury	at NY Rangers	L, 2-5	Mike Smith
46. 11/23/08	Dominus Zubrus (4)	vs. New Jersey	L, 3-7	Olaf Kolzig/Karri Ramo
47. 3/7/09	Eric Staal (4)	vs. Carolina	L, 3-9	Mike McKenna/Karri Ramo
<b>2009-10</b>				
48. 10/15/09	Milan Michalek	at Ottawa	L, 1-7	Mike Smith
49. 3/18/10	Jason Pominville	vs. Buffalo	L, 2-6	Antero Nittymäki
50. 3/27/10	Derek Roy	at Buffalo	L, 1-7	Antero Nittymäki/ Mike Smith
<b>2010-11</b>				
51. 11/11/10	Alexander Semin	at Washington	L, 3-6	Dan Ellis
52. 11/26/10	Alexander Semin	at Washington	L, 0-6	Mike Smith/Dan Ellis
53. 1/5/11	Chris Kunitz	at Pittsburgh	L, 1-8	Dwayne Roloson
54. 2/8/11	Drew Stafford	vs. Buffalo	L, 4-7	Dwayne Roloson
55. 4/5/11	Thomas Vanek	at Buffalo	L, 2-4	Dwayne Roloson
<b>2011-12</b>				
56. 1/13/12	Troy Brouwer	at Washington	L, 3-4	Dwayne Roloson
57. 1/15/12	Evgeni Malkin	vs. Pittsburgh	L, 3-6	Mathieu Garon
58. 2/14/12	Jason Spezza	vs. Ottawa	L, 0-4	Mathieu Garon
59. 2/25/12	Evgeni Malkin	at Pittsburgh	L, 1-8	Dwayne Roloson
60. 3/6/12	Milan Michalek	vs. Ottawa	L, 3-7	Dwayne Roloson
<b>2012-13</b>				
	-None-			
<b>2013-14</b>				
61. 10/12/13	Sidney Crosby	vs. Pittsburgh	L, 4-5	Anders Lindback
62. 12/10/13	Alex Ovechkin	at Washington	L, 5-6 (OT)	Ben Bishop
63. 1/18/14	Joe Pavelski	vs. San Jose	L, 4-5	Ben Bishop



# ALL-TIME ATTENDANCE

## HOME ATTENDANCE

SEASON	ARENA	CAPACITY	GAMES	TOTAL ATTENDANCE	% CAPACITY	HIGH	LOW	AVERAGE
2013-14	Times Forum	19,204	41	763,096	96.9	19,204	16,310	18,612
2012-13	Times Forum	19,204	24	457,337	99.2	19,204	17,323	19,056
2011-12	Times Forum	19,204	41	757,192	96.7	19,204	16,489	18,468
2010-11	Times Forum	19,758	41	708,022	87.4	20,849	13,277	17,269
2009-10	Times Forum	19,758	41	635,388	78.4	20,230	12,154	15,497
2008-09	*Times Forum	19,758	41	676,409	83.5	20,544	13,490	16,498
2007-08	Times Forum	19,758	41	766,412	94.6	20,926	16,110	18,693
2006-07	Times Forum	19,758	41	814,944	100.6	21,404	17,704	19,877
2005-06	Times Forum	19,758	41	840,887	103.8	22,120	19,802	20,509
2004-05	Did Not Play							
2003-04	Times Forum	19,758	41	730,634	90.2	20,762	12,784	17,820
2002-03	Times Forum	19,758	41	678,354	83.7	20,819	12,022	16,545
2001-02	Times Forum	19,758	41	644,610	79.6	20,914	11,421	15,722
2000-01	Times Forum	19,758	41	611,173	75.4	20,835	10,656	14,907
1999-20	Times Forum	19,758	41	557,818	68.8	19,758	8,323	13,600
1998-99	Times Forum	19,758	41	471,518	58.2	20,184	7,715	11,500
1997-98	Times Forum	19,758	41	568,539	70.2	17,808	10,137	13,867
1996-97	Times Forum	19,758	41	713,891	88.1	20,543	13,925	17,412
1995-96	ThunderDome	26,000	41	774,569	72.7	26,415	13,488	18,892
1994-95	ThunderDome	26,000	24	478,419	76.7	26,387	14,926	19,934
1993-94	*ThunderDome	26,000	41	805,874	75.6	27,227	8,809*	19,655
1992-93	Expo Hall	10,425	41	410,540	96.0	10,425	8,062	10,013
<b>Totals</b>		<b>15,772,777</b>	<b>786</b>	<b>13,102,330</b>	<b>83.1</b>	-	-	<b>16,670</b>

\* Five home games played at Orlando Arena

# Game played at Orlando Arena

^ Includes one game played in Prague, Czech Republic

## TEN LOWEST HOME ATTENDANCES

NO.	DATE	SITE	OPPONENT	ATTEND.
1.	October 18, 1998	Times Forum	Washington	7,715
2.	March 2, 1999	Times Forum	Washington	8,035
3.	November 17, 1992	Expo Hall	Winnipeg	8,062
4.	October 25, 1998	Times Forum	Vancouver	8,315
5.	January 17, 2000	Times Forum	Washington	8,323
6.	November 3, 1992	Expo Hall	St. Louis	8,452
7.	October 30, 1992	Expo Hall	San Jose	8,706
8.	October 23, 1998	Times Forum	Los Angeles	8,708
9.	February 11, 1992	Expo Hall	Minnesota	8,748
10.	February 22, 1999	Times Forum	New Jersey	8,802

## TEN LOWEST AMALIE ARENA ATTENDANCES

NO.	DATE	OPPONENT	ATTEND.
1.	October 18, 1998	Washington	7,715
2.	March 2, 1999	Washington	8,035
3.	October 25, 1998	Vancouver	8,315
4.	January 17, 2000	Washington	8,323
5.	October 23, 1998	Los Angeles	8,708
6.	February 22, 1999	New Jersey	8,802
7.	October 21, 1998	Pittsburgh	9,073
8.	February 2, 1999	Toronto	9,097
9.	January 26, 1999	Montreal	9,108
10.	February 10, 1999	St. Louis	9,347

## TEN HIGHEST AMALIE ARENA ATTENDANCES

NO.	DATE	OPPONENT	ATTEND.
1.	October 5, 2005	Carolina	22,120*
2.	December 28, 2005	Montreal	21,934*
3.	November 25, 2005	New Jersey	21,812*
4.	December 30, 2005	Boston	21,524*
5.	January 26, 2007	New Jersey	21,404*
6.	February 3, 2007	NY Rangers	21,354*
7.	March 25, 2006	NY Rangers	21,319*
8.	March 16, 2007	Buffalo	21,264*
9.	October 7, 2006	Boston	21,234*
10.	February 4, 2006	Washington	21,219*

\* Indicates sell-out - 19,758 prior to 2011-12 season, 19,204 following.

## ALL-TIME HOME GAMES AT ORLANDO ARENA

DATE	OPPONENT	RESULT	ATTEND.
December 14, 1993	Montreal	T, 1-1	9,433
December 26, 1993	Florida	L, 1-3	10,964
January 2, 1994	Anaheim	L, 1-4	10,871
January 24, 1994	Buffalo	W, 4-0	10,261
March 20, 1994	Washington	L, 0-3	8,809

## ALL-TIME NEUTRAL SITE GAMES

DATE	SITE	OPPONENT	RESULT	ATTENDANCE
December 9, 1992	Miami Arena (Miami, Florida)	NY Rangers	L, 5-6	12,842
February 20, 1993	Halifax Metro Center (Halifax, Nova Scotia)	Quebec	L, 2-5	9,584
January 4, 1994	Coppes Coliseum (Hamilton, Ontario)	Toronto	W, 1-0	17,526
January 17, 1994	Target Center (Minneapolis, Minnesota)	Detroit	L, 3-6	8,764

## GREATEST MARGIN OF VICTORY

MARGIN	DATE	OPPONENT	SCORE
9	11/8/03	vs. Pittsburgh	9-0
8	12/7/06	vs. Atlanta	8-0
6	1/23/11	vs. Atlanta	7-1
	1/28/06	at Philadelphia	6-0
	10/20/05	at Atlanta	6-0
	3/3/01	at NY Islanders	6-0
	11/22/00	vs. Atlanta	8-2

## GREATEST MARGIN OF DEFEAT

MARGIN	DATE	OPPONENT	SCORE
10	1/2/96	at Calgary	10-0
	11/1/95	at Pittsburgh	10-0
9	2/3/99	at Washington	10-1
8	2/8/00	vs. San Jose	8-0
	11/10/98	vs. NY Rangers	10-2
	4/8/93	vs. Detroit	9-1



# ALL-TIME SHOOTOUTS + PENALTY SHOTS

## ALL-TIME SHOOTOUTS FOR

DATE	OPPONENT	SCORE	SAVES	GOALTENDER
<b>1992-93</b>				
1. 11/13/92	vs. Ottawa	1-0	38	Pat Jablonski
<b>1993-94</b>				
2. 12/30/93	at Ottawa	3-0	11	Daren Poppa
3. 1/4/94	at Toronto*	1-0	28	Daren Poppa
4. 1/24/94	vs. Buffalo	4-0	23	Daren Poppa
5. 2/23/94	at Calgary	4-0	18	Daren Poppa
6. 4/8/94	at Boston	3-0	32	Wendell Young
*Game played at Hamilton, Ontario.				
<b>1994-95</b>				
7. 3/31/95	vs. Hartford	2-0	25	Daren Poppa
8. 4/9/95	at Hartford	3-0	23	J. C. Bergeron
<b>1995-96</b>				
9. 11/27/95	vs. Los Angeles	2-0	45	Daren Poppa
10. 12/31/95	at Ottawa	3-0	18	Daren Poppa
11. 1/3/96	at Edmonton	5-0	28	Daren Poppa
12. 3/5/96	vs. Chicago	2-0	20	Daren Poppa
13. 3/10/96	vs. Washington	1-0	28	Daren Poppa
<b>1996-97</b>				
14. 10/15/96	at Buffalo	4-0	22	Corey Schwab
15. 11/19/96	vs. Los Angeles	3-0	31	Corey Schwab
16. 1/13/97	at Chicago	2-0	27	Rick Tabaracci
17. 2/4/97	at Phoenix	2-0	21	Rick Tabaracci
18. 3/1/97	vs. Florida	2-0	24	Rick Tabaracci
19. 3/25/97	vs. Ottawa	5-0	28	Rick Tabaracci
<b>1997-98</b>				
20. 12/17/97	vs. Boston	2-0	31	Corey Schwab
21. 12/31/97	vs. NY Rangers	2-0	14	Corey Schwab
(33 min.), Derek Wilkinson (27 min., W)				
22. 3/14/98	vs. Chicago	1-0	37	Mark Fitzpatrick
<b>1998-99</b>				
23. 10/21/98	vs. Pittsburgh	5-0	28	Daren Poppa
24. 10/30/98	at Los Angeles	3-0	27	Daren Poppa
25. 12/29/98	vs. NY Islanders	3-0	35	Bill Ranford
26. 4/8/99	vs. Boston	3-0	7	Kevin Hodson
(20 min., W), 20 Corey Schwab (40 min.)				
<b>2000-01</b>				
27. 11/14/00	at Montreal	1-0	34	Kevin Weekes
28. 12/2/00	vs. Detroit	3-0	26	Dan Cloutier
29. 2/24/01	at Philadelphia	0-0	27	Kevin Weekes
30. 3/8/01	at NY Islanders	6-0	25	Kevin Weekes
31. 3/31/01	vs. Carolina	1-0	20	Kevin Weekes
<b>2001-02</b>				
32. 10/13/01	at Los Angeles	1-0	31	Kevin Weekes
33. 10/25/01	vs. Los Angeles	3-0	28	Nikolai Khabibulin
34. 11/17/01	vs. Carolina	2-0	26	Nikolai Khabibulin
35. 11/23/01	vs. New Jersey	2-0	29	Nikolai Khabibulin
36. 11/25/01	at Carolina	4-0	41	Nikolai Khabibulin
37. 12/6/01	vs. Columbus	1-0	27	Nikolai Khabibulin
38. 12/26/01	at Nashville	1-0	31	Kevin Weekes
39. 1/6/02	at Phoenix	3-0	33	Nikolai Khabibulin
40. 1/28/02	at NY Rangers	1-0	42	Nikolai Khabibulin
<b>2002-03</b>				
41. 10/30/02	vs. NY Rangers	3-0	24	Nikolai Khabibulin
42. 1/7/03	vs. Detroit	1-0	30	Nikolai Khabibulin
43. 1/28/03	at Philadelphia	3-0	34	John Grahame
44. 2/19/03	vs. Atlanta	2-0	27	John Grahame
45. 2/25/03	vs. Anaheim	2-0	24	Nikolai Khabibulin
46. 3/22/03	at Phoenix	4-0	21	Nikolai Khabibulin
<b>2003-04</b>				
47. 10/23/03	at Columbus	1-0	20	John Grahame
48. 11/8/03	vs. Pittsburgh	0-0	15	Nikolai Khabibulin
49. 11/23/03	at Carolina	0-0	37	Nikolai Khabibulin
50. 3/1/04	at Colorado	3-0	16	Nikolai Khabibulin
<b>2004-05</b>				
Did Not Play				
<b>2005-06</b>				
51. 10/20/05	at Atlanta	6-0	15	John Grahame
52. 1/3/06	at NY Rangers	1-0	36	John Grahame
53. 1/21/06	at Atlanta	2-0	20	John Grahame
54. 1/26/06	vs. New Jersey	1-0	20	John Grahame
55. 1/28/06	at Philadelphia	6-0	38	Sean Burke
56. 2/4/06	vs. Washington	5-0	29	John Grahame
57. 4/8/06	vs. Pittsburgh	1-0	25	Sean Burke
<b>2006-07</b>				
58. 12/7/06	vs. Atlanta	8-0	21	Marc Denis
59. 2/17/07	at Carolina	4-0	31	Johan Holmqvist
<b>2007-08</b>				
60. 1/19/08	at Pittsburgh	3-0	27	Johan Holmqvist
61. 1/19/08	at Ottawa	2-0	25	Johan Holmqvist
62. 3/15/08	vs. NY Rangers	3-0	20	Mike Smith
<b>2008-09</b>				
63. 10/18/08	vs. Minnesota	0-1 (SO)	21	Mike Smith
64. 12/23/08	at Pittsburgh	2-0	15	Mike Smith
65. 2/7/09	vs. NY Islanders	1-0	28	Mike McKenna
<b>2009-10</b>				
66. 12/5/09	vs. NY Islanders	4-0	30	Mike Smith
67. 1/27/10	vs. Montreal	3-0	33	Antero Niittymäki
68. 3/31/10	at Pittsburgh	2-0	27	Mike Smith

## 2010-11

69. 10/30/10	at Phoenix	3-0	23	Dan Ellis
70. 11/3/10	vs. Toronto	4-0	28	Dan Ellis
71. 1/4/11	at Washington	1-0 (OT)	34	Dwayne Roloson
72. 1/12/11	vs. Washington	3-0	23	Dwayne Roloson
73. 1/25/11	vs. Toronto	2-0	26	Dwayne Roloson
74. 2/1/11	vs. Philadelphia	4-0	38	Dwayne Roloson
75. 4/3/11	at Chicago	2-0	31	Mike Smith

## 2011-12

76. 10/22/11	vs. Buffalo	3-0	21	Mathieu Garon
77. 10/29/11	vs. Winnipeg	1-0	28	Dwayne Roloson

## 2012-13

78. 4/4/13	at Carolina	5-0	45	Ben Bishop
------------	-------------	-----	----	------------

## 2013-14

79. 11/1/13	at Carolina	3-0	31	Ben Bishop
80. 11/25/13	vs. NY Rangers	5-0	37	Ben Bishop
81. 12/15/13	at Detroit	3-0	28	Ben Bishop
82. 1/3/14	at Calgary	2-0	19	Ben Bishop
83. 3/15/14	vs. New Jersey	3-0	23	Ben Bishop
84. 4/8/14	vs. Toronto	3-0	25	Anders Lindback
85. 4/13/14	at Washington	1-0 (SO)	18	Anders Lindback

## ALL-TIME SHUTOUTS AGAINST

DATE	OPPONENT	SCORE	SAVES	GOALTENDER
<b>1992-93</b>				
1. 12/18/92	vs. New Jersey	0-2	29	Craig Billington
2. 12/31/92	at Chicago	0-5	22	Ed Belfour
3. 1/4/93	at Vancouver	0-7	27	Kirk McLean
4. 2/11/93	vs. Minnesota	0-1	34	Jon Casey
<b>1993-94</b>				
5. 10/9/93	vs. Florida	0-2	35	John Vanbiesbrouck
6. 10/23/93	vs. Toronto	0-2	25	Felix Potvin
7. 11/3/93	at Montreal	0-1	37	Patrick Roy
8. 11/26/93	at Philadelphia	0-3	27	Tommy Soderstrom
9. 12/3/93	vs. Buffalo	0-3	33	Dominik Hasek
10. 1/13/94	at Chicago	0-1	20	Ed Belfour
11. 3/20/94	vs. Washington	0-3	23	Don Beaupre
12. 4/12/94	vs. NY Islanders	0-2	30	Ron Hextall
<b>1994-95</b>				
13. 3/13/95	vs. Washington	0-3	16	Jim Carey
<b>1995-96</b>				
14. 10/14/95	at Washington	0-2	21	Jim Carey
15. 11/1/95	at Pittsburgh	0-10	27	Ken Wregget
16. 12/14/95	at Philadelphia	0-4	18	Ron Hextall
17. 1/2/96	at Calgary	0-10	32	Trevor Kidd
18. 2/24/96	at Detroit	0-2	25	Mike Vernon
19. 3/15/96	at New Jersey	0-5	32	Martin Brodeur
20. 3/17/96	at Ottawa	0-5	30	Damian Rhodes
<b>1996-97</b>				
21. 12/17/96	vs. Buffalo	0-3	32	Dominik Hasek
22. 12/19/96	at Boston	0-3	34	Bill Ranford
23. 2/1/97	vs. Boston	0-3	25	Rob Tallon
24. 2/5/97	at Dallas	0-4	28	Arturs Irbe
25. 3/6/97	vs. Phoenix	0-5	30	Nikolai Khabibulin
26. 3/13/97	vs. NY Islanders	0-3	24	Tommy Salo
27. 4/4/97	at New Jersey	0-3	26	Martin Brodeur
<b>1997-98</b>				
28. 10/10/97	at Detroit	0-3	29	Chris Osgood
29. 10/18/97	at New Jersey	0-5	27	Mike Dunham
30. 11/28/97	at Carolina	0-2	27	Sean Burke
31. 12/5/97	at Buffalo	0-4	38	Dominik Hasek
32. 12/10/97	at Dallas	0-3	12	Ed Belfour
33. 12/14/97	at Philadelphia	0-3	20	Ron Hextall
34. 1/31/98	at Florida	0-2	27	John Vanbiesbrouck
35. 3/11/98	vs. Edmonton	0-2	20	Curtis Joseph
36. 4/1/98	at NY Islanders	0-4	25	Wide Flaherty
37. 4/6/98	vs. NY Islanders	0-3	26	Wide Flaherty
38. 4/18/98	at NY Islanders	0-4	25	Wide Flaherty
<b>1998-99</b>				
39. 10/14/98	vs. NY Islanders	0-2	22	Tommy Salo
40. 12/23/98	at Buffalo	0-2	38	Dominik Hasek
41. 2/2/99	vs. Toronto	0-3	23	Curtis Joseph
42. 3/13/99	at Florida	0-1	24	Sean Burke
43. 3/17/99	vs. Pittsburgh	0-2	16	Jean-Sebastien Aubin
44. 3/24/99	vs. Nashville	0-3	27	Mike Dunham
45. 4/1/99	at St. Louis	0-3	27	Grant Fuhr
<b>1999-00</b>				
46. 10/9/99	at New Jersey	0-1	14	Martin Brodeur
47. 12/18/99	at Philadelphia	0-4	29	Brian Boucher
48. 1/22/00	at NY Islanders	0-2	28	Kevin Weekes
49. 2/8/00	vs. San Jose	0-8	23	Steve Shields
50. 3/21/00	at Boston	0-4	16	Robbie Tallon
(40 min., W), John Grahame (20 min.)				
<b>2000-01</b>				
51. 10/27/00	vs. Ottawa	0-6	24	Jani Hurme
52. 12/8/00	vs. Colorado	0-2	24	Dave Aebischer
53. 1/12/01	vs. Philadelphia	0-3	21	Roman Cechmanek
54. 1/20/01	at Ottawa	0-3	18	Jani Hurme
55. 2/24/01	at Philadelphia	0-0	36	Roman Cechmanek
56. 3/4/01	at New Jersey	0-6	15	Martin Brodeur
57. 3/22/01	vs. Atlanta	0-2	29	Milan Hnilicka

## 2001-02

58.	10/7/01	vs. Florida	0-5	28	Roberto Luongo
59.	11/6/01	at NY Islanders	0-3	29	Chris Usgood
60.	12/1/01	at Philadelphia	0-2	15	Roman Cechmanek
61.	12/2/01	at NY Rangers	0-1	20	Mike Richter
62.	1/2/02	at Minnesota	0-2	36	Dwayne Roloson
63.	1/4/02	at Chicago	0-2	17	Jocelyn Thibault

## 2002-03

64.	12/23/02	at Washington	0-3	40	Olaf Kolzig
65.	1/4/03	at Ottawa	0-7	17	Patrick Lalime

## 2003-04

66.	11/6/03	vs. Los Angeles	0-1	30	Roman Cechmanek
67.	11/11/03	at Florida	0-4	26	Roberto Luongo
68.	11/23/03	at Carolina	0-0	21	Kevin Weekes
69.	11/25/03	vs. NY Rangers	0-2	36	Jussi Markkanen
70.	12/13/03	at Toronto	0-3	21	Ed Belfour
71.	12/28/03	vs. Anaheim	0-1	31	J.S. Sigurd
72.	1/2/04	vs. Columbus	0-2	37	Marc Denis
73.	3/21/04	at NY Islanders	0-3	29	Rick DiPietro

## 2004-05

		Did Not Play			
--	--	--------------	--	--	--

## 2005-06

74.	10/7/05	at Florida	0-2	27	Roberto Luongo
75.	3/6/06	vs. Ottawa	0-4	31	Ray Emery

## 2006-07

76.	10/3/06	vs. Atlanta	0-1	34	Kari Lehtonen
77.	1/26/07	vs. New Jersey	0-2	28	Martin Brodeur
78.	2/9/07	at NY Rangers	0-5	29	Henrik Lundqvist

## 2007-08

79.	11/1/07	at NY Islanders	0-4	28	Rick DiPietro
80.	1/15/08	vs. Colorado	0-3	32	Jose Theodore
81.	2/21/08	at NY Islanders	0-1	32	Rick DiPietro
82.	3/4/08	vs. Pittsburgh	0-2	35	Marc-Andre Fleury
83.	3/31/08	vs. Atlanta	0-2	36	Kari Lehtonen

## 2008-09

84.	10/18/08	vs. Minnesota	0-1 (SO)	32	Niklas Backstrom
85.	10/25/08	vs. San Jose	0-3	22	Brian Boucher
86.	11/12/08	at Florida	0-4	24	Craig Anderson
87.	12/13/08	at Ottawa	0-2	24	Martin Berber
88.	3/29/09	vs. Ottawa	0-3	20	Brian Elliott

## 2009-10

89.	11/30/03	vs. Colorado	0-3	33	Craig Anderson
90.	12/7/09	vs. Washington	0-3	26	Semyon Varlamov
91.	12/13/09	at Chicago	0-4	18	Antti Niemi
92.	12/17/09	at Detroit	0-3	30	Jimmy Howard
93.	4/2/10	vs. NY Rangers	0-5	30	Henrik Lundqvist

## 2010-11

94.	10/16/10	at Florida	0-6	29	Tomas Vokoun
95.	11/4/10	at Los Angeles	0-1	24	Jonathan Quick
96.	11/26/10	at Washington	0-6	17	Semyon Varlamov

## 2011-12

97.	11/2/11	at St. Louis	0-3	19	Brian Elliott
98.	2/14/12	vs. Ottawa	0-4	28	Craig Anderson

## 2012-13

99.	3/14/13	vs. NY Islanders	0-2	18	Evgeni Nabokov
100.	4/25/13	at Boston	0-2	30	Tuukka Rask

## 2013-14

101.	10/19/13	vs. Boston	0-3	23	Tuukka Rask
102.	11/11/13	at Boston	0-3	28	Tuukka Rask
103.	11/22/13	at Anaheim	1 (OT)	31	Jonas Hiller
104.	11/29/13	vs. Pittsburgh	0-3	21	Marc-Andre Fleury
105.	12/3/13	at Columbus	0-1	18	Sergei Bobrovsky
106.	12/14/13	at New Jersey	0-3	33	Martin Brodeur

## ALL-TIME PENALTY SHOTS FOR

DATE	OPPONENT	SCORE	PLAYER	GOALTENDER	RESULT	
<b>1992-93</b>						
1.	10/22/92	vs. Toronto	L 2-5	Brian Bradley	Felix Potvin	Failed
2.	12/15/92	at Los Angeles	W, 3-2	Mikael Andersson	Robt Stauber	Goal
3.	2/25/93	vs. Chicago	L, 1-5	Steve Maltais	Ed Belfour	Failed
<b>1995-96</b>						
4.	4/3/96	vs. Hartford	W, 4-2	Brian Bradley	Sean Burke	Failed
<b>1996-97</b>						
5.	1/11/97	vs. NY Islanders	T, 4-4	Rob Zamuner	Tommy Salo	Goal
<b>1997-98</b>						
6.	10/8/97	at Chicago	W, 4-1	Rob Zamuner	Chris Terrieri	Failed
7.	12/3/97	vs. Phoenix	W, 2-1	Dino Ciccarelli	Nikolai Khabibulin	Failed
<b>1998-99</b>						
8.	11/24/98	vs. Boston	L, 1-4	Daymond Langkow	Rob Tallas	Failed
<b>1999-00</b>						
9.	10/15/99	vs. Anaheim	L, 2-3	Stan Drulia	Guy Hebert	Failed
10.	1/7/00	at Edmonton	L, 1-5	Mike Sillinger	Tommy Salo	Failed
11.	1/23/00	vs. NY Islanders	W, 4-2	Dan Kesa	Roberto Luongo	Failed
<b>2000-01</b>						
12.	2/1/01	vs. Buffalo	W, 4-2	Mike Johnson	Martin Biron	Failed
<b>2001-02</b>						
13.	10/30/01	at Toronto	L, 2-3	Vincent Lecavalier	Curtis Joseph	Failed
14.	1/12/02	vs. Ottawa	L, 1-2	Martin St. Louis	Jani Hurne	Failed
15.	2/26/02	vs. Detroit	L, 3-4	Dan Boyle	Dominik Hasek	Failed
<b>2002-03</b>						
16.	2/19/03	vs. Atlanta	W, 2-0	Vincent Lecavalier	Milan Hnilicka	Failed
17.	3/24/03	at San Jose	W, 4-1	Martin St. Louis	Evgeni Nabokov	Failed
<b>2003-04</b>						
18.	1/27/04	at Pittsburgh	W, 6-2	Dan Boyle	Marc-Andre Fleury	Failed
19.	4/3/04	vs. Atlanta	L, 1-2	Vincent Lecavalier	Kari Lehtonen	Failed
<b>2004-05</b>						
<b>Did Not Play</b>						
<b>2005-06</b>						
20.	10/20/05	at Atlanta	W, 6-0	Ruslan Fedotenko	Michael Garnett	Failed
21.	1/2/06	at NY Islanders	W, 2-1	Vincent Lecavalier	Garth Snow	Goal

## 2006-07

22.	11/11/06	vs. Atlanta	W, 5-3	Martin St. Louis	Kari Lehtonen	Failed
23.	11/22/06	at Florida	W, 6-4	Vincent Lecavalier	Alex Auld	Failed

## 2007-08

24.	10/29/07	at NY Rangers	L, 1-3	Vincent Lecavalier	Henrik Lundqvist	Goal
25.	11/8/07	at Carolina	W, 5-1	Vincent Lecavalier	Cam Ward	Failed
26.	3/9/08	at Columbus	L, 3-5	Vincent Lecavalier	Pascal Leclaire	Goal

## 2008-09

27.	11/23/08	vs. New Jersey	L, 3-7	Ryan Malone	Scott Clemmensen	Goal
28.	12/2/08	at Philadelphia	L, 3-4 (OT)	Ryan Malone	Martin Biron	Failed
29.	1/1/09	at Washington	L, 4-7	Adam Hall	Brent Johnson	Failed
30.	1/15/09	vs. Philadelphia	W, 4-1	Vincent Lecavalier	Martin Biron	Goal
31.	1/27/09	vs. Montreal	W, 5-3	Mark Recchi	Carey Price	Failed
32.	1/30/09	vs. Philadelphia	L, 1-6	Martin St. Louis	Antero Niittymäki	Goal
33.	2/10/09	vs. Atlanta	L, 3-1	Steven Stamkos	Kari Lehtonen	Failed

## 2009-10

34.	10/29/09	vs. Ottawa	W, 5-2	Martin St. Louis	Brian Elliott	Failed
35.	12/1/10	vs. Pittsburgh	W, 3-1	Vincent Lecavalier	Marc-Andre Fleury	Goal
36.	1/7/10	vs. Florida	L, 2-3	Martin St. Louis	Tomas Vokoun	Goal
37.	3/6/10	vs. Atlanta	W, 6-2	Teddy Purcell	John Hedberg	Goal

## 2010-11

38.	10/27/10	vs. Pittsburgh	W, 5-3	Sean Bergenheim	Marc-Andre Fleury	Failed
39.	12/18/10	vs. Buffalo	W, 3-1	Vincent Lecavalier	Ryan Miller	Failed
40.	12/20/10	vs. Carolina	W, 5-1	Sean Bergenheim	Justin Peters	Failed
41.	12/30/10	vs. Montreal	W, 4-1	Steven Stamkos	Carey Price	Goal
42.	1/5/11	at Pittsburgh	L, 1-8	Steven Stamkos	Marc-Andre Fleury	Goal
43.	1/21/11	at Florida	W, 2-1	Vincent Lecavalier	Tomas Vokoun	Failed
44.	4/8/11	vs. Florida	W, 4-2	Vincent Lecavalier	Scott Clemmensen	Goal

## 2011-12

None Taken

## 2012-13

45.	4/2/13	vs. Florida	L, 3-5	Benoit Pouliot	Jacob Markstrom	Failed
46.	2/1/14	at Montreal	W, 2-1	Nikita Kucherov	Carey Price	Failed
47.	2/8/14	vs. Detroit	W, 4-2	Nikita Kucherov	Jimmy Howard	Failed
48.	3/15/14	vs. New Jersey	W, 3-0	J.T. Brown	Martin Brodeur	Failed

## ALL-TIME PENALTY SHOTS AGAINST

DATE	OPPONENT	SCORE	PLAYER	GOALTENDER	RESULT	
1992-93						
1.	11/7/92	at NY Islanders	W, 6-5	Pierre Turgeon	Pat Jablonski	Goal
2.	12/31/92	at Chicago	L, 0-5	Bryan Marchment	Pat Jablonski	Failed
3.	3/9/93	vs. Winnipeg	L, 2-4	Teemu Selanne	Wendell Young	Goal
1995-96						
4.	1/13/96	at Edmonton	W, 5-0	Doug Weight	Daren Pappa	Failed
5.	1/13/96	vs. Ottawa	W, 4-1	Radek Bock	Daren Pappa	Failed
1997-98						
6.	10/24/97	at NY Rangers	L, 3-4	Mike Keane	Corey Schwab	Goal
7.	12/17/97	vs. Boston	W, 2-0	Steve Heinze	Corey Schwab	Failed
8.	1/14/98	vs. NY Islanders	L, 1-7	Robert Reichel	Zac Bierk	Failed
9.	1/31/98	at Florida	L, 0-2	Tom Fitzgerald	Mark Fitzpatrick	Failed
1998-99						
10.	1/10/99	at NY Rangers	L, 2-5	John MacLean	Bill Ranford	Goal
1999-00						
11.	12/2/99	at Phoenix	L, 1-3	Jeremy Roenick	Dan Cloutier	Goal
2000-01						
12.	1/4/01	at Ottawa	L, 3-8	Marian Hossa	Dan Cloutier	Failed
13.	1/20/01	at Ottawa	L, 0-3	Daniel Alfredsson	Dan Cloutier	Failed
14.	3/29/01	vs. Montreal	L, 2-6	Martin Rucinsky	Kevin Weekes	Goal
2001-02						
15.	11/10/01	vs. Pittsburgh	W, 3-2	Wayne Primeau	Nikolai Khabibulin	Goal
16.	3/22/02	vs. Montreal	T, 3-3	Richard Zednik	Nikolai Khabibulin	Failed
2002-03						
17.	1/22/03	vs. Montreal	T, 2-2	Saku Koivu	Nikolai Khabibulin	Failed
2003-04						
18.	1/19/04	vs. Colorado	L, 4-5 (OT)	Milan Hejduk	Nikolai Khabibulin	Goal
19.	1/27/04	at Pittsburgh	W, 6-2	Brian Holzinger	John Graham	Failed
2004-05						
Did Not Play						
2005-06						
20.	11/20/06	at Carolina	W, 5-2	Justin Williams	John Graham	Goal
21.	11/23/05	at Washington	W, 4-3	Matt Pettinger	John Graham	Goal
22.	11/25/05	vs. New Jersey	L, 2-8	Brian Gionta	Sean Burke	Failed
23.	1/17/06	at Los Angeles	W, 4-1	Sean Avery	John Graham	Failed
24.	2/9/06	vs. Carolina	W, 5-3	Erik Cole	John Graham	Failed
2006-07						
25.	3/3/07	at Florida	L, 2-6	Ville Pelttonen	Marc Denis	Goal
2007-08						
26.	12/29/07	vs. Philadelphia	L, 2-4	Joffrey Lupul	Karri Ramo	Goal
27.	3/4/08	vs. Pittsburgh	L, 0-2	Petr Sykora	Mike Smith	Failed
2008-09						
28.	12/8/08	at Boston	L, 3-5	P.J. Axelsson	Mike Smith	Failed
29.	4/3/09	at New Jersey	L, 4-5 (OT)	Brendan Shanahan	Karri Ramo	Goal
2009-10						
30.	10/31/09	vs. New Jersey	L, 1-2 (SO)	Jamie Langenbrunner	Antero Niitty maki	Failed
31.	12/13/09	at Chicago	L, 0-4	Troy Brouwer	Antero Niitty maki	Failed
32.	2/14/10	at NY Rangers	L, 2-5	Sean Avery	Mike Smith	Goal
2010-11						
33.	11/27/10	vs. Florida	SOL, 3-4	Radek Dvorak	Dan Ellis	Goal
34.	2/15/11	vs. Philadelphia	SOL, 3-4	Derroll Powe	Dwayne Roloson	Goal
2011-12						
35.	2/14/12	vs. Ottawa	L, 0-4	Kyle Turris	Mathieu Garon	Failed
2012-13						
36.	3/29/13	vs. New Jersey	W, 5-4 (SO)	Tom Kostopoulos	Mathieu Garon	Goal
2013-14						
37.	10/3/13	at Boston	L, 1-3	Chris Kelly	Anders Lindback	Goal
38.	11/27/13	vs. Philadelphia	W, 4-2	Wayne Simmonds	Anders Lindback	Failed





# BEST + WORST RECORD

BEST				WORST				BEST				WORST			
GAME	PTS	RECORD	YEAR(S)	PTS	RECORD	YEAR(S)		GAME	PTS	RECORD	YEAR(S)	PTS	RECORD	YEAR(S)	
1	2	1-0-0	1992-93, 1996-97, 1997-98, 1999-2000, 2002-03, 2003-04, 2005-06, 2006-07, 2007-08, 2010-11, 2011-12	0	0-1-0	1993-94, 1994-95, 1998-99, 2001-02, 2008-09, 2009-10, 2013-14		42	55	25-12-5	2010-11	21	9-30-3	1998-99	
2	4	2-0-0	2002-03, 2003-04, 2007-08, 2010-11	0	0-2-0	1993-94, 1994-95, 2001-02, 2008-09		43	56	26-13-4	2013-14	22	9-30-4	1998-99	
3	6	3-0-0	2002-03, 2003-04, 2007-08, 2010-11	0	0-3-0	1993-94, 2001-02		44	57	26-13-5	2010-11	24	10-30-4	1998-99	
4	8	4-0-0	2003-04	1	0-3-1	1998-99		45	58	27-14-4	2013-14	26	9-28-8	1997-98	
5	10	5-0-0	2003-04	1	0-4-1	1998-99		46	58	27-15-4	2013-14	26	11-30-4	1998-99	
6	12	6-0-0	2003-04	3	1-4-1	1998-99, 2000-01		47	60	28-15-4	2013-14	26	9-29-8	1997-98	
7	13	6-0-1	2003-04	5	2-4-1	1993-94, 1997-98, 1998-99, 2000-01, 2008-09		48	61	28-15-5	2010-11	26	11-31-4	1998-99	
8	15	7-0-1	2003-04	5	2-5-1	1997-98, 2000-01		49	63	29-15-5	2010-11	26	9-30-8	1997-98	
9	15	7-1-1	2003-04	5	2-6-1	1997-98, 2000-01		50	65	30-15-5	2010-11	26	11-32-4	1998-99	
10	16	7-1-2	2002-03	6	2-6-2	1997-98		51	67	31-15-5	2010-11	26	9-32-8	1997-98	
11	18	8-1-1-1	2003-04	6	2-6-1-1	2000-01		52	69	32-15-5	2010-11	26	11-34-4	1998-99	
12	19	8-1-2-1	2003-04	6	2-7-2	1997-98		53	69	32-16-5	2010-11	26	9-33-8	1997-98	
13	19	8-2-2-1	2003-04	6	2-7-1-1	2000-01		54	71	33-16-5	2010-11	27	11-35-4	1998-99	
14	21	9-2-2-1	2003-04	6	2-8-2	1997-98		55	71	33-17-5	2010-11	27	9-34-8	1997-98	
15	23	10-2-2-1	2003-04	6	2-9-2	1997-98		56	73	34-17-5	2010-11	27	11-37-4	1998-99	
16	25	11-2-2-1	2003-04	6	2-10-2	1997-98		57	74	34-17-6	2010-11	29	10-37-9	1997-98	
17	26	11-2-3-1	2003-04	6	2-11-2	1997-98		58	74	34-18-6	2010-11	29	12-39-5	1998-98	
18	26	11-3-3-1	2003-04	6	2-12-2	1997-98		59	75	34-18-7	2010-11	29	12-40-5	1998-99	
19	28	13-5-0	2013-14	6	2-13-2	1997-98		60	77	35-18-7	2010-11	31	13-41-5	1998-99	
20	28	14-5-0	2013-14	6	2-14-2	1997-98		61	79	36-18-7	2010-11	31	13-42-5	1998-99	
21	28	14-6-0	2013-14	6	2-15-2	1997-98		62	81	37-18-7	2010-11	33	12-40-9	1997-98	
22	28	14-7-0	2013-14	8	2-16-2	1997-98		63	81	37-19-7	2010-11	33	14-42-5	1998-99	
23	28	12-6-3-1	2002-03	10	4-16-2	1997-98		64	82	35-17-7-5	2003-04	35	13-41-9	1997-98	
24	29	13-7-2	2010-11	11	4-16-3	1997-98		65	84	36-17-7-5	2003-04	35	15-43-5	1998-99	
25	31	14-8-0	2013-14	11	4-17-3	1997-98		66	86	37-17-7-5	2003-04	37	13-42-9	1997-98	
26	31	12-6-4-1	2003-04	11	4-17-3	1997-98		67	88	38-17-7-5	2003-04	37	15-44-5	1998-99	
27	31	14-8-1	2013-14	12	4-17-4	1997-98		68	90	39-17-7-5	2003-04	37	16-44-5	1998-99	
28	33	15-8-1	2013-14	14	5-17-4	1997-98		69	91	39-17-8-5	2003-04	37	14-43-9	1997-98	
29	33	16-8-1	2013-14	14	5-18-4	1997-98		70	93	40-17-8-5	2003-04	37	16-45-5	1998-99	
30	33	16-9-1	2013-14	14	5-19-4	1997-98		71	95	41-17-8-5	2003-04	37	16-46-5	1998-99	
31	33	15-9-3	2010-11	14	5-20-4	1997-98		72	95	41-18-8-5	2003-04	39	16-47-5	1998-99	
32	33	16-10-1	2013-14	14	5-20-4	1997-98		73	95	41-19-8-5	2003-04	39	17-47-5	1998-99	
33	35	17-10-1	2013-14	16	6-20-4	1997-98		74	97	42-19-8-5	2003-04	39	17-48-5	1998-99	
34	36	17-10-2	2013-14	16	6-21-4	1997-98		75	97	42-20-8-5	2003-04	40	17-49-5	1998-99	
35	37	17-10-3	2005-06, 2013-14	17	6-21-5	1997-98		76	97	42-21-8-5	2003-04	40	17-50-6	1998-99	
36	39	18-10-3	2013-14	19	7-21-5	1997-98		77	99	43-21-8-5	2003-04	40	17-51-6	1998-99	
37	40	18-10-4	2010-11	8-22-3	1998-99			78	101	44-21-8-5	2003-04	42	18-51-6	1998-99	
38	42	19-10-4	2010-11	8-23-3	1998-99			79	103	45-21-8-5	2003-04	43	17-50-9	1997-98	
39	43	19-10-5	2010-11	20-11-3	2013-14			80	104	45-21-8-6	2003-04	43	18-51-7	1998-99	
40	43	20-10-5	2010-11	21	7-21-7	1997-98		81	106	46-21-8-6	2003-04	43	17-51-9	1997-98	
41	45	20-10-6	2013-14	9-23-3	1998-99			82	106	46-22-8-6	2003-04	44	17-52-9	1997-98	
42	47	21-10-5	2010-11	21	7-22-7	1997-98		83	69	29-43-11	1993-94	44	17-53-9	1997-98	
43	49	22-11-3	2013-14	9-24-3	1998-99			84	71	30-43-11	1993-94	43	17-54-9	1997-98	
44	50	23-11-3	2013-14	21	7-23-7	1997-98						43	17-55-9	1997-98	
45	50	23-11-4	2013-14	9-25-3	1998-99							44	17-55-10	1997-98	
46	51	23-11-5	2010-11	21	9-26-3	1998-99						53	23-53-7	1992-93	
47	53	24-11-5	2010-11	21	9-27-3	1998-99						53	23-54-7	1992-93	
48	54	25-12-4	2013-14	21	9-28-3	1998-99									
				21	9-29-3	1998-99									





# SEASON OPENERS + CLOSERS

## OPENING GAMES

SEASON	OPENER	HOME OPENER	ROAD OPENER
2013-14	Lightning 1 at Boston 3	Lightning 7 vs. Florida 2	Lightning 1 at Boston 3
2012-13	Lightning 6 vs. Washington 3	Lightning 6 vs. Washington 3	Lightning 3 at NY Islanders 4
2011-12	Lightning 5 at Carolina 1	Lightning 4 vs. Florida 7	Lightning 5 at Carolina 1
2010-11	Lightning 5 vs. Atlanta 3	Lightning 5 vs. Atlanta 3	Lightning 4 at Montreal 3 (OT)
2009-10	Lightning 3 at Atlanta 6	Lightning 3 vs. New Jersey 4 (SO)	Lightning 3 at Atlanta 6
2008-09	Lightning 1 vs. NY Rangers 2*	Lightning 1 vs. NY Rangers 2*	Lightning 1 at NY Rangers 2*
2007-08	Lightning 3 vs. New Jersey 1	Lightning 3 vs. New Jersey 1	Lightning 4 at Florida 6
2006-07	Lightning 3 at Atlanta 2 (SO)	Lightning 2 vs. Boston 3	Lightning 3 at Atlanta 2 (SO)
2005-06	Lightning 5 vs. Carolina 2	Lightning 5 vs. Carolina 2	Lightning 0 at Florida 2
2004-05		Did Not Play	
2003-04	Lightning 5 vs. Boston 1	Lightning 5 vs. Boston 1	Lightning 3 at New Jersey 2
2002-03	Lightning 4 at Florida 3	Lightning 5 vs. Carolina 1	Lightning 4 at Florida 3
2001-02	Lightning 2 vs. NY Islanders 3	Lightning 2 vs. NY Islanders 3	Lightning 3 at San Jose 4
2000-01	Lightning 3 vs. NY Islanders 3 (OT)	Lightning 3 vs. NY Islanders 3 (OT)	Lightning 2 at Pittsburgh 3
1999-00	Lightning 4 vs. NY Islanders 2	Lightning 4 vs. NY Islanders 2	Lightning 0 at New Jersey 1
1998-99	Lightning 1 at Florida 4	Lightning 0 vs. NY Islanders 2	Lightning 1 at Florida 4
1997-98	Lightning 4 vs. Carolina 2	Lightning 4 vs. Carolina 2	Lightning 4 at Chicago 1
1996-97	Lightning 4 at Pittsburgh 3 (OT)	Lightning 5 vs. NY Rangers 2	Lightning 4 at Pittsburgh 3 (OT)
1995-96	Lightning 3 vs. Calgary 3 (OT)	Lightning 3 vs. Calgary 3 (OT)	Lightning 0 at Washington 2
1994-95	Lightning 3 vs. Pittsburgh 5	Lightning 3 vs. Pittsburgh 5	Lightning 2 at Florida 4
1993-94	Lightning 1 at New Jersey 2	Lightning 0 vs. Florida 2	Lightning 1 at New Jersey 2
1992-93	Lightning 7 vs. Chicago 3	Lightning 7 vs. Chicago 3	Lightning 1 at Minnesota 2
TOTALS	GP W L T OTL 21 12 7 2 0	GP W L T OTL 21 11 7 2 1	GP W L T OTL 21 7 14 0 0

\* played at O2 Arena in Prague, Czech Republic

## SEASON OPENER LINEUPS

### 2013-14

OCTOBER 3, 2013

LIGHTNING 1 AT BOSTON 3

TD GARDEN - ATTEN. 17,565

2 Brewer, 7 Guidas, 8 Barberio, 9 Johnson, 12 Malone, 16 Purcell, 17 Killorn, 18 Palat, 19 Croombeen, 25 Carle, 26 St. Louis, 44 Thompson, 51 Filppula, 62 Sustr, 71 Panik, 76 Labrie, 77 Hedman, 91 Stamkos, 30 Bishop, **39 Lindback**

### 2012-13

JANUARY 19, 2013

LIGHTNING 6 VS. WASHINGTON 3

TAMPA BAY TIMES FORUM - ATTEN. 19,204

2 Brewer, 3 Aulie, 4 Lecavalier, 6 Salo, 11 Pyatt, 12 Malone, 15 Lee, 16 Purcell, 18 Hall, 19 Croombeen, 25 Carle, 26 St. Louis, 44 Thompson, 47 Bergeron, 67 Pouliot, 77 Hedman, 89 Conacher, 91 Stamkos, 32 Garon, **39 Lindback**

### 2011-12

OCTOBER 7, 2011

LIGHTNING 5 AT CAROLINA 1

RBC CENTER - ATTEN. 18,680

2 Brewer, 4 Lecavalier, 7 Clark, 8 Downie, 12 Malone, 13 Kubina, 14 Connolly, 16 Purcell, 18 Hall, 19 Moore, 22 Shannon, 26 St. Louis, 44 Thompson, 47 Bergeron, 49 Jones, 77 Hedman, 91 Stamkos, 97 Gilroy, **30 Roloson**, 32 Garon

### 2010-11

OCTOBER 9, 2010

LIGHTNING 5 VS ATLANTA 3

ST. PETE TIMES FORUM - ATTEN. 19,791

4 Lecavalier, 8 Malone, 7 Clark, 8 R. Jones, 9 Downie, 11 Bergenheim, 12 Gagne, 13 Kubina, 16 Purcell, 18 Hall, 19 Moore, 26 St. Louis, 39 Lundin, 42 Tyrell, 44 Thompson, 48 Vernace, 77 Hedman, 91 Stamkos, 33 Ellis, **41 Smith**

### 2009-10

OCTOBER 3, 2009

LIGHTNING 3 AT ATLANTA 6

PHILIPS ARENA - ATTEN. 18,545

4 Lecavalier, 6 Foster, 8 Walker, 9 Downie, 11 Halpern, 12 Malone, 13 Tanguay, 14 Meszaros, 16 Miller, 17 Fedoruk, 19 Veilleux, 26 St. Louis, 28 Konopka, 43 Wright, 54 Ranger, 77 Hedman, 91 Stamkos, 30 Niittymaki, **41 Smith**

### 2008-09

OCTOBER 4, 2008

LIGHTNING 1 VS. NY RANGERS 2

O2 ARENA (PRAGUE, CZECH REP.) - ATTEN. 17,085

4 Lecavalier, 5 Carle, 8 Recchi, 10 Roberts, 12 Malone, 14 Meszaros, 17 Vrbata, 18 Hall, 20 Prospal, 23 Heward, 26 St. Louis, 29 Niskala, 36 Jokinen, 55 O'Brien, 56 Mihalik, 76 Artyukhin, 77 Gratton, 91 Stamkos, 37 Kolzig, **41 Smith**

### 2007-08

OCTOBER 4, 2007

LIGHTNING 3 VS. NEW JERSEY 1

ST. PETE TIMES FORUM - ATTEN. 19,454

4 Lecavalier, 7 Ouellet, 16 Ward, 17 Hlavac, 19 Richards, 20 Prospal, 21 Darche, 26 St. Louis, 29 MacDonald, 32 Smaby, 36 Roy, 37 Lukowich, 39 Lundin, 54 Ranger, 55 O'Brien, 71 Kuba, 74 Tarnasky, 77 Gratton, 30 Denis, **40 Holmqvist**

### 2006-07

OCTOBER 5, 2006

LIGHTNING 3 AT ATLANTA 2 (SO)

PHILIPS ARENA - ATTEN. 17,629

3 Janik, 4 Lecavalier, 7 Richardson, 9 Perrin, 15 Alexeev, 17 Fedotenko, 19 Richards, 20 Prospal, 21 Sarich, 22 Boyle, 24 Karlsson, 26 St. Louis, 27 Taylor, 29 Afanassenkov, 34 Craig, 44 Pratt, 54 Ranger, 71 Kuba, **30 Denis**, **40 Holmqvist**

### 2005-06

OCTOBER 5, 2005

LIGHTNING 5 VS. CAROLINA 2

ST. PETE TIMES FORUM - ATTEN. 22,120

2 Helbling, 4 Lecavalier, 5 Sydor, 8 Cibak, 11 Dingman, 13 Kubina, 17 Fedotenko, 18 DiMaio, 19 Richards, 20 Prospal, 21 Sarich, 22 Boyle, 25 Andreychuk, 26 St. Louis, 27 Taylor, 29 Afanassenkov, 33 Modin, 44 Pratt, **47 Grahame**, 1 Burke

### 2004-05

Did Not Play

### 2003-04

OCTOBER 10, 2003

LIGHTNING 5 VS. BOSTON 1

ST. PETE TIMES FORUM - ATTEN. 20,454

4 Lecavalier, 5 Cullimore, 7 Clymer, 8 Cibak, 11 Dingman, 13 Kubina, 17 Fedotenko, 19 Richards, 21 Sarich, 22 Boyle, 25 Andreychuk, 26 St. Louis, 27 Taylor, 29 Afanassenkov, 33 Modin, **35 Khabibulin**, 37 Lukowich, 44 Pratt, 47 Grahame, 61 Stillman



**2002-03**  
**OCTOBER 10, 2002** **LIGHTNING 4 AT FLORIDA 3**  
**OFFICE DEPOT CENTER - ATTEN. 18,013**  
2 Neckar, 4 Lecavalier, 5 Cullimore, 7 Clymer, 11 Dingman, 13 Kubina, 16 Svitov, 17 Fedotenko, 18 Olvestad, 19 Richards, 20 Prospal, 21 Sarich, 22 Boyle, 25 Andreychuk, 26 St. Louis, 27 Taylor, 28 Keefe, 30 Hodson, **35 Khabibulin**, 37 Lukowich

**2001-02**  
**OCTOBER 5, 2001** **LIGHTNING 2 VS. NY ISLANDERS 3**  
**ST. PETE TIMES FORUM - ATTEN. 20,174**  
2 Neckar, 5 Cullimore, 7 Clymer, 9 Holzinger, 11 Kudroc, 13 Kubina, 14 Metropolit, 16 Ylonen, 19 Richards, 20 Prospal, 21 Sarich, 25 Andreychuk, 26 St. Louis, 27 Taylor, 30 Zyuzin, 33 Modin, 36 Barnaby, 41 Olvestad, **35 Khabibulin**, 80 Weekes

**2000-01**  
**OCTOBER 6, 2000** **LIGHTNING 3 VS. NY ISLANDERS 3 (OT)**  
**ST. PETE TIMES FORUM - ATTEN. 20,686**  
2 Mara, 4 Lecavalier, 6 Muir, 8 Warriner, 9 Holzinger, 10 M. Johnson, 13 Kubina, 17 R. Johnson, 19 Richards, 20 Drulia, 21 Sarich, 22 Primeaux, 23 Svoboda, 26 St. Louis, 27 Martins, 30 Zyuzin, 33 Modin, 36 Kharitonov, **39 Cloutier**, 80 Weekes

**1999-00**  
**OCTOBER 2, 1999** **LIGHTNING 4 VS. NY ISLANDERS 2**  
**ST. PETE TIMES FORUM - ATTEN. 19,758**  
2 Houlder, 3 Gusev, 4 Lecavalier, 8 Nylander, 11 Burr, 13 Kubina, 16 Tucker, 17 Guolla, 20 Drulia, 21 Johansson, 23 Svoboda, 25 Kesa, 26 Sillinger, 30 Zyuzin, 33 Modin, 44 Richer, 56 Herbers, 77 Gratton, 39 Cloutier, **93 Puppa**

**1998-99**  
**OCTOBER 9, 1998** **LIGHTNING 1 AT FLORIDA 4**  
**NATIONAL CAR RENTAL CENTER - ATTEN. 19,200**  
3 Kubina, 4 Cross, 5 Cullimore, 7 Zamuner, 8 Lecavalier, 10 McCarthy, 12 Cullen, 14 Dykhuis, 15 Ysebaert, 16 D. Tucker, 17 Clark, 20 Renberg, 21 Janney, 23 Sylkora, 33 Hogue, 34 Andersson, 39 Ciccone, 44 Richer, **30 Ranford**, 93 Puppa

**1997-98**  
**OCTOBER 1, 1997** **LIGHTNING 4 VS. CAROLINA 2**  
**ST. PETE TIMES FORUM - ATTEN. 17,808**  
4 Cross, 5 Ulanov, 6 Norton, 7 Zamuner, 8 Huscroft, 9 Toms, 14 Dykhuis, 15 Ysebaert, 19 Bradley, 20 Renberg, 21 Vukota, 22 Ciccarelli, 24 Wiemer, 28 Poulin, 29 Selivanov, 34 Andersson, 44 Hamrik, 79 Vujtek, 32 Schwab, **93 Puppa**

CLOSING GAMES

SEASON	CLOSER	HOME CLOSER	ROAD CLOSER
2013-14	Lightning 1 at Washington 0 (SO)	Lightning 3 vs. Columbus 2	Lightning 1 at Washington 0 (SO)
2012-13	Lightning 3 vs. Florida 5	Lightning 3 vs. Florida 5	Lightning 0 at Boston 2
2011-12	Lightning 4 at Winnipeg 3 (OT)	Lightning 4 vs. Washington 2	Lightning 4 at Winnipeg 3 (OT)
2010-11	Lightning 6 at Carolina 2	Lightning 4 vs. Florida 2	Lightning 6 at Carolina 2
2009-10	Lightning 3 at Florida 1	Lightning 4 vs. Florida 3 (SO)	Lightning 3 at Florida 1
2008-09	Lightning 2 at Atlanta 6	Lightning 2 vs. Washington 4	Lightning 2 at Atlanta 6
2007-08	Lightning 1 at Atlanta 4	Lightning 0 vs. Atlanta 2	Lightning 1 at Atlanta 4
2006-07	Lightning 2 at Atlanta 3 (SO)	Lightning 2 vs. Florida 7	Lightning 2 at Atlanta 3 (SO)
2005-06	Lightning 1 vs. Washington 4	Lightning 1 vs. Washington 4	Lightning 4 at Carolina 5 (SO)
2004-05	Did Not Play		
2003-04	Lightning 1 vs. Atlanta 2	Lightning 1 vs. Atlanta 2	Lightning 7 at Toronto 2
2002-03	Lightning 2 at Atlanta 6	Lightning 1 vs. Philadelphia 4	Lightning 2 at Atlanta 6
2001-02	Lightning 3 at Florida 2 (OT)	Lightning 1 vs. NY Islanders 3	Lightning 3 at Florida 2 (OT)
2000-01	Lightning 1 at Washington 2	Lightning 3 vs. NY Rangers 4 (OT)	Lightning 1 at Washington 2
1999-00	Lightning 2 at Ottawa 5	Lightning 5 vs. Boston 4	Lightning 1 at Hartford 2
1998-99	Lightning 2 at Florida 6	Lightning 2 vs. Carolina 2 (T)	Lightning 2 at Florida 6
1997-98	Lightning 2 vs. Florida 2	Lightning 2 vs. Florida 2	Lightning 0 at NY Islanders 4
1996-97	Lightning 1 at Hartford 2	Lightning 4 vs. Pittsburgh 3	Lightning 1 at Hartford 2
1995-96	Lightning 1 vs. Philadelphia 3	Lightning 1 vs. Philadelphia 3	Lightning 3 at NY Rangers 2
1994-95	Lightning 3 vs. Ottawa 4	Lightning 3 vs. Ottawa 4	Lightning 1 at Quebec 4
1993-94	Lightning 5 vs. Quebec 2	Lightning 5 vs. Quebec 2	Lightning 4 at Hartford 6
1992-93	Lightning 5 at St. Louis 6	Lightning 2 vs. Chicago 4	Lightning 5 at St. Louis 6
TOTALS	GP W L T OTL	GP W L T OTL	GP W L T OTL
	21 6 13 1 1	21 7 11 1 2	21 7 12 0 2

**1996-97**  
**OCTOBER 5, 1996** **LIGHTNING 4 AT PITTSBURGH 3 (OT)**  
**CIVIC ARENA - ATTEN. 17,204**  
2 Houlder, 4 Cross, 7 Zamuner, 11 Burr, 12 Cullen, 19 Bradley, 20 Poeschek, 22 Ciccarelli, 23 Bellows, 24 Wiemer, 26 Wells, 27 Shaw, 28 Poulin, 29 Selivanov, 34 Andersson, 44 Hamrik, 77 Gratton, 92 Gavey, 32 Schwab, **93 Puppa**

**1995-96**  
**OCTOBER 7, 1995** **LIGHTNING 3 VS. CALGARY 3**  
**THUNDERDOME - ATTEN. 22,735**  
3 Charron, 4 Cross, 11 Burr, 12 Cullen, 14 J. Tucker, 15 Ysebaert, 18 Langkow, 19 Bradley, 20 Poeschek, 22 Gavey 23, Bellows, 28 Finn, 29 Selivanov, 34 Andersson, 39 Ciccone, 44 Hamrik, 77 Gratton, 85 Klima, 30 Bergeron, **93 Puppa**

**1994-95**  
**JANUARY 20, 1995** **LIGHTNING 3 VS. PITTSBURGH 5**  
**THUNDERDOME - ATTEN. 26,387**  
3 Charron, 4 Cross, 7 Zamuner, 14 J. Tucker, 18 Savard, 19 Bradley, 20 Poeschek, 22 Chambers, 24 Cole, 25 Bergevin, 27 Cummins, 28 Bureau, 29 Selivanov, 34 Andersson, 39 Ciccone, 44 Hamrik, 77 Gratton, 85 Klima, 30 Bergeron, **93 Puppa**

**1993-94**  
**OCTOBER 6, 1993** **LIGHTNING 1 AT NEW JERSEY 2**  
**MEADOWLANDS ARENA - ATTEN. 12,946**  
2 Beers, 6 Dufresne, 7 Zamuner, 9 Savard, 10 Creighton, 11 McDougall, 14 J. Tucker, 17 Gallant, 18 DiMaio, 20 Poeschek, 22 Chambers, 24 Cole, 25 Bergevin, 29 Reekie, 34 Andersson, 77 Gratton, 85 Klima, 35 Jablonski, **93 Puppa**

**1992-93**  
**OCTOBER 7, 1992** **LIGHTNING 7 VS. CHICAGO 3**  
**EXPO HALL - ATTEN. 10,425**  
3 Crossman, 5 Ramage, 7 Zamuner, 8 Hodge, 9 Semenov, 10 Creighton, 14 J. Tucker, 16 Kontos, 17 McRae, 18 DiMaio, 19, Bradley, 23 Hartman, 25 Bergevin, 27 Drulia, 29 Reekie, 32 Taglianetti, 34 Andersson, 44 Hamrik, **1 Young**, 35 Jablonski

BOLD - indicates starting goaltender.



## SEASON CLOSING LINEUPS

2013-14

APRIL 13, 2014

LIGHTNING 1 AT WASHINGTON 0 (SO)

VERIZON CENTER - ATTEN. 18,506

2 Brewer, 6 Salo, 7 Gudas, 9 Johnson, 16 Purcell, 17 Killorn, 21 Kostka, 23 Brown, 24 Callahan, 25 Carle, 28 Kunyk, 44 Thompson, 54 Paquette, 62 Sustr, 71 Panik, 77 Hedman, 86 Kucherov, 91 Stamkos, 37 Gudlevskis, **39 Lindback**

2012-13

APRIL 27, 2013

LIGHTNING 3 VS. FLORIDA 5

TAMPA BAY TIMES FORUM - ATTEN. 19,204

2 Brewer, 3 Aulie, 4 Lecavalier, 6 Salo, 11 Pyatt, 12 Malone, 16 Purcell, 17 Killorn, 19 Crombeen, 25 Carle, 26 St. Louis, 28 M. Roy, 42 Tyrell, 44 Thompson, 67 Pouliot, 76 Labrie, 77 Hedman, 91 Stamkos, 32 Garon, **39 Lindback**

2011-12

APRIL 7 LIGHTNING 4 AT WINNIPEG 3 (OT)

MTS CENTRE - ATTEN. 15,004

2 Brewer, 3 Aulie, 4 Lecavalier, 7 Clark, 11 Pyatt, 12 Malone, 14 Connolly, 15 Lee, 16 Purcell, 18 Hall, 19, Brown, 23 Commodore, 26 St. Louis, 29 Mikkelsen, 34 Wyman, 44 Thompson, 77 Hedman, 91 Stamkos, **30 Roloson**, 35 Caron

2010-11

APRIL 9, 2011

LIGHTNING 6 AT CAROLINA 2

RBC CENTER - ATTEN. 17,805

2 Brewer, 4 Lecavalier, 5 Ohlund, 7 Clark, 9 Downie, 10 Bergenheim, 12 Gagne, 13 Kubina, 16 Purcell, 18 Hall, 19 Moore, 26 St. Louis, 32 Smaby, 39 Lundin, 42 Tyrell, 44 Thompson, 47 Bergeron, 91 Stamkos, **35 Roloson**, **41 Smith**

2009-10

APRIL 11, 2010

LIGHTNING 3 AT FLORIDA 1

BANKATLANTIC CENTER - ATTEN. 15,884

4 Lecavalier, 5 Ohlund, 6 Foster, 8 Walker, 9 Downie, 12 Malone, 13 Tanguay, 14 Meszaros, 16 Purcell, 19 Veilleux, 26 St. Louis, 27 Bochenski, 28 Konopka, 39 Lundin, 44 Thompson, 55 Lashoff, 58 Jackson, 91 Stamkos, 30 Niittymaki, **41 Smith**

2008-09

APRIL 11, 2009

LIGHTNING 2 AT ATLANTA 6

PHILIPS ARENA - ATTEN. 17,122

6 Melicher, 7 Welch, 11 Halpern, 18 Hall, 20 Prospal, 24 Pettinger, 26 St. Louis, 27 Bochenski, 28 Konopka, 32 Smaby, 33 Koci, 38 Szczechura, 44 Karsums, 51 Quick, 55 Lashoff, 56 Mihalik, 76 Artyukhin, 91 Stamkos, **30 McKenna**, 31 Ramo

2007-08

APRIL 5, 2008

LIGHTNING 1 AT ATLANTA 4

PHILIPS ARENA - ATTEN. 18,732

2 Picard, 3 Janik, 7 Ouellet, 10 Jokinen, 11 Halpern, 16 Ward, 21 Darche, 22 Boyle, 24 Karlsson, 26 St. Louis, 29 MacDonald, 32 Smaby, 37 Lukowich, 39 Lundin, 42 Lessard, 61 Stewart, 71 Kuba, 74 Tarnasky, 31 Ramo, **41 Smith**

2006-07

APRIL 7, 2007

LIGHTNING 2 VS. ATLANTA 3 (SO)

PHILIPS ARENA - ATTEN. 18,756

4 Lecavalier, 9 Perrin, 16 Ward, 17 Fedotenko, 19 Richards, 20 Prospal, 21 Sarich, 22 Boyle, 26 St. Louis, 27 Taylor, 36 Roy, 44 Pratt, 49 Jones, 54 Ranger, 55 O'Brien, 61 Stewart, 71 Kuba, 74 Tarnasky, 31 Ramo, **40 Holmqvist**

2005-06

APRIL 18, 2006

LIGHTNING 1 VS. WASHINGTON 4

ST. PETE TIMES FORUM - ATTEN. 20,154

2 Helbling, 4 Lecavalier, 5 Sydor, 8 Cibak, 11 Dingman, 17 Fedotenko, 18 DiMaio, 19 Richards, 21 Sarich, 22 Boyle, 26 St. Louis, 27 Taylor, 29 Afanassenkov, 33 Modin, 34 Craig, 44 Pratt, 54 Ranger, 76 Artyukhin, **47 Grahame**, 1 Burke

2004-05

Did Not Play

2003-04

APRIL 3, 2004

LIGHTNING 1 VS. ATLANTA 2

ST. PETE TIMES FORUM - ATTEN. 20,244

4 Lecavalier, 5 Cullimore, 8 Cibak, 9 Perrin, 11 Dingman, 13 Kubina, 17 Fedotenko, 19 Richards, 21 Sarich, 22 Boyle, 25 Andreychuk, 26 St. Louis, 27 Taylor, 33 Modin, 36 Roy, 37 Lukowich, 55 Sydor, 61 Stillman, **35 Khabibulin**, 47 Grahame

2002-03

APRIL 6, 2003

LIGHTNING 2 AT ATLANTA 6

PHILIPS ARENA - ATTEN. 18,033

3 Bergevin, 4 Lecavalier, 5 Cullimore, 7 Clymer, 11 Dingman, 13 Kubina, 15 Alexeev, 16 Svitov, 17 Fedotenko, 18 Olvestad, 19 Richards, 20 Prospal, 21 Sarich, 23 Laukkanen, 26 St. Louis, 27 Taylor, 33 Modin, 35 Khabibulin, 44 Pratt, **47 Grahame**

2001-02

APRIL 14, 2002

LIGHTNING 3 AT FLORIDA 2 (OT)

NATIONAL CAR RENTAL CENTER - ATTEN. 18,219

2 Necker, 4 Lecavalier, 5 Cullimore, 7 Clymer, 11 Dingman, 13 Kubina, 15 Alexeev, 19 Richards, 20 Prospal, 21 Sarich, 22 Boyle, 24 Willis, 25 Andreychuk, 28 Keefe, 33 Modin, 41 Olvestad, **44 Pratt**, 46 Cibak, 31 Kochan, **35 Khabibulin**

2000-01

APRIL 8, 2001

LIGHTNING 1 AT WASHINGTON 2

MCI CENTER - ATTEN. 18,672

2 Necker, 4 Lecavalier, 5 Cullimore, 6 Aucoin, 7 Clymer, 10 Emmons, 13 Kubina, 14 Kharitonov, 17 R. Johnson, 19 Richards, 21 Sarich, 26 St. Louis, 28 Ekman, 30 Juzyn, 34 Dwyer, 36 Barnaby, 37 Afanassenkov, 73 Elich, **31 Flaherty**, 35 Khabibulin

1999-00

APRIL 9, 2000

LIGHTNING 2 AT OTTAWA 5

COREL CENTER - ATTEN. 18,022

2 Mara, 5 Gardiner, 6 Muir, 7 Clymer, 8 Warriner, 9 Holzinger, 10 M. Johnson, 15 Svejkovsky, 17 R. Johnson, 19 Martins, 20 Drulia, 21 Sarich, 22 Primeau, 25 Hay, 28 Ekman, 33 Modin, 43 Fredrick, 46 Skopintsev, **35 Kochan**, 39 Cloutier

1998-99

APRIL 17, 1999

LIGHTNING 2 AT FLORIDA 6

NATIONAL CAR RENTAL CENTER - ATTEN. 19,079

3 Gusev, 4 Cross, 5 Cullimore, 7 Zamuner, 8 Lecavalier, 11 Kelly, 13 Kubina, 14 Petrovicky, 16 Tucker, 21 Daigle, 22 Mara, 26 Sillinger, 27 Forbes, 44 Richer, 49 Wilkie, 55, Bannister, 64 Bonsignore, 77 Gratton, 32 Schwab, **35 Wilkinson**

1997-98

APRIL 18, 1998

LIGHTNING 2 VS. FLORIDA 2

ST. PETE TIMES FORUM - ATTEN. 14,261

3 Kubina, 4 Cross, 6 Wilkie, 7 Zamuner, 10 McCarthy, 14 Dykhuis, 15 Ysebaert, 16 Tucker, 17 Peterson, 18 Langkow, 20 Renberg, 21 Hull, 33 Racine, 34 Andersson, 36 DeBrusk, 39 Ciccone, 62 Nazarov, 64 Bonsignore, 1 Bierk, **30 Fitzpatrick**

1996-97

APRIL 13, 1997

LIGHTNING 1 AT HARTFORD 2

HARTFORD CIVIC CENTER - ATTEN. 14,660

2 Houlder, 4 Cross, 5 Ulanov, 6 Norton, 7 Zamuner, 8 Huscroft, 9 Toms, 11 Burr, 15 Ysebaert, 18 Langkow, 20 Poeschek, 22 Ciccarelli, 24 Wiemer, 28 Poulin, 29 Selivanov, 44 Hamrik, 74 Myhres, 77 Gratton, **31 Tabaracci**, 32 Schwab

1995-96

APRIL 14, 1996

LIGHTNING 1 VS. PHILADELPHIA 3

THUNDERDOME - ATTEN. 23, 697

2 Houlder, 4 Cross, 5 Ulanov, 7 Zamuner, 11 Burr, 12 Cullen, 14 Tucker, 15 Ysebaert, 20 Poeschek, 22 Gavey, 23 Bellows, 27 Shaw, 28 Poulin, 29 Selivanov, 44 Andersson, 44 Hamrik, 77 Gratton, 95 Petit, 1 Reese, 35 Wilkinson

1994-95

MAY 3, 1995

LIGHTNING 3 VS. OTTAWA 4

THUNDERDOME - ATTEN. 21,689

3 Charron, 4 Cross, 6 Plavsic, 7 Zamuner, 9 Wiemer, 14 Tucker, 15 Ysebaert, 19 Bradley, 25 Bergevin, 27 Semak, 28 Bureau, 29 Selivanov, 33 Myhres, 34 Andersson, 39 Ciccone, 44 Hamrik, 77 Gratton, 85 Klima, **30 Bergeron**, 93 Puppa

1993-94

APRIL 14, 1994

LIGHTNING 5 VS. QUEBEC 2

THUNDERDOME - ATTEN. 21,094

7 Zamuner, 9 Savard, 10 Creighton, 14 Tucker, 15 Elynuik, 17 Gallant, 19 Bradley, 20 Poeschek, 22 Chambers, 23 Joseph, 24 Cole, 25 Bergevin, 28 Bureau, 34 Andersson, 39 Ciccone, 44 Hamrik, 77 Gratton, 85 Klima, 1 Young, **93 Puppa**

1992-93

APRIL 15, 1993

LIGHTNING 5 AT ST LOUIS 6

ST. LOUIS ARENA - ATTEN. 17,816

2 Beers, 7 Zamuner, 10 Creighton, 11 Kasper, 14 Tucker, 17 Lafreniere, 19 Bradley, 20 Gilhen, 21 Bergland, 22 Chambers, 24 Cole, 25 Bergevin, 26, Hervey, 27 Drulia, 34 Andersson, 37 Maltais, 40 LiPuma, 44 Hamrik, 30 Bergeron, **35 Jablonski**

BOLD - indicates starting goaltender.



2013-2014 STATS

2013-2014 INDIVIDUAL SCORING  
(46-27-9, 101 pts., 2nd Atlantic Division)

PLAYERS

POS	#	PLAYER	GP	G	A	P	+/-	PIM	PP	SH	GW	OT	S	S%	TOI/G
L	18	Ondrej Palat	81	23	36	59	32	20	3	2	3	0	165	13.9	18:02
C	51	Valtteri Filppula	75	25	33	58	5	20	6	0	2	0	131	19.1	19:58
D	77	Victor Hedman	75	13	42	55	5	53	3	0	2	0	170	7.6	22:26
C	9	Tyler Johnson	82	24	26	50	23	26	5	5	4	0	181	13.3	18:47
R	16	Teddy Purcell	81	12	30	42	-3	14	3	0	4	1	157	7.6	16:27
C	17	Alex Killorn	82	17	24	41	8	63	3	0	2	1	173	9.8	16:46
C	91	Steven Stamkos	37	25	15	40	9	18	9	1	5	1	124	20.2	20:14
D	25	Matt Carle	82	2	29	31	11	28	1	0	0	0	115	1.7	22:11
D	7	Radko Gudas	73	3	19	22	2	152	1	0	1	1	114	2.6	19:07
R	23	J.T. Brown	63	4	15	19	-9	6	0	0	0	0	113	3.5	13:02
R	86	Nikita Kucherov	52	9	9	18	3	14	3	0	3	0	102	8.8	13:06
D	6	Sami Salo	71	4	13	17	11	18	0	0	0	0	81	4.9	18:11
D	2	Eric Brewer	77	4	13	17	10	59	0	0	2	0	83	4.8	17:33
C	44	Nate Thompson	81	9	7	16	3	27	0	2	1	1	105	8.6	12:51
L	12	Ryan Malone	57	5	10	15	-7	67	0	0	0	0	95	5.3	11:46
R	71	Richard Panik	50	3	10	13	-9	21	0	0	1	0	56	5.4	12:41
R	24	Ryan Callahan	20	6	5	11	4	8	3	0	1	0	54	11.1	20:13
D	8	Mark Barberio	49	5	5	10	10	28	1	0	0	0	54	9.3	14:34
R	19	B.J. Crombeen	55	3	7	10	-2	79	0	0	1	0	60	5.0	10:10
D	21	Michael Kostka	19	2	6	8	7	0	0	0	0	0	31	6.5	15:53
D	62	Andrej Sustr	43	1	7	8	3	16	0	0	0	0	39	2.6	15:47
C	11	Tom Pyatt	27	3	4	7	-2	4	0	0	1	0	27	11.1	11:27
D	22	Jean-Philippe Cote	19	0	4	4	0	22	0	0	0	0	12	0	10:00
R	14	Brett Connolly	11	1	0	1	-5	4	0	0	1	0	12	8.3	12:01
D	3	Keith Aulie	15	0	1	1	-3	9	0	0	0	0	6	0	9:49
C	54	Cedric Paquette	2	0	1	1	1	0	0	0	0	0	1	0	14:32
D	24	Dmitry Korobov	3	0	1	1	0	2	0	0	0	0	0	0	10:41
D	55	Matt Jaormina	7	0	0	0	0	0	0	0	0	0	6	0	13:23
C	42	Dana Tyrell	7	0	0	0	0	4	0	0	0	0	4	0	9:14
L	76	Pierre-Cedric Labrie	13	0	0	0	-4	20	0	0	0	0	2	0	6:52
R	28	Cody Kunkyk	1	0	0	0	0	0	0	0	0	0	2	0	10:12
C	65	Vladislav Namestnikov	4	0	0	0	-1	4	0	0	0	0	4	0	9:29

GOALTENDERS

#	PLAYER	GP	TOI	GAA	W	L	OTL	SA	GA	SV	SV%	SO	G	A	PIM
30	Ben Bishop	63	3,586	2.23	37	14	7	1758	133	1625	0.924	5	0	2	4
39	Anders Lindback	23	1,302	2.90	8	12	2	580	63	517	0.891	1	0	0	2
40	Kristers Gudleviskis	1	60	2.00	1	0	0	38	2	36	0.947	0	0	0	0
31	Cedric Desjardins	1	18	6.67	0	1	0	13	2	11	0.846	0	0	0	2

TRADED PLAYERS

POS	#	PLAYER	GP	G	A	P	+/-	PIM	PP	SH	GW	OT	S	S%	TOI/G
R	26	Martin St. Louis	62	29	32	61	12	6	9	0	5	1	167	17.4	21:41

2013-2014 GAME-BY-GAME RESULTS

#	DATE	TEAM	W-L-OT	RECORD	GF-GA	SCORERS	GWG	PP	PK	SF-SA	W-L GLTR	ATTEND.
1	10/3/2013	@ BOS	L	0-1-0	1-3	51	17	0-5	3-3	33-25	40-39	17,585+
2	10/05/2013	@ CHI	W**	1-1-0	3-2	26,16p	51	1-1	4-5	19-39	30-50	21,563+
3	10/08/2013	@ BUF	W*	2-1-0	3-2	9,16p,17	17	1-3	2-4	34-23	30-1	18,243
4	10/10/2013	FLA	W	3-1-0	7-2	26,91s,91,18,51p,51,91p	91	2-5	4-5	28-21	30-25	19,204+
5	10/12/2013	PIT	L	3-2-0	4-5	51,91,16p,17p	2	2-5	2-5	18-26	29-39	18,939
6	10/15/2013	LAK	W	4-2-0	5-1	12,16,26,26,18	16	0-3	5-5	25-31	30-32	16,310
7	10/17/2013	MIN	W	5-2-0	3-1	9p,91,6	91	1-7	2-2	30-26	30-37	16,454
8	10/19/2013	BOS	L	5-3-0	0-5		46	0-4	4-4	23-22	40-30	18,512
9	10/24/2013	CHI	W*	6-3-0	6-5	25p,44s,91,77,91p,26	26	2-4	5-6	25-43	30-39	18,820
10	10/26/2013	BUF	W	7-3-0	3-2	9p,26,18	18	1-6	3-3	39-22	30-30	18,088
11	10/27/2013	@ FLA	W**	8-3-0	4-3	26,91,7p	91	1-3	4-4	28-32	39-25	12,336
12	10/29/2013	@ NJD	L	8-4-0	1-2	91p	68	1-4	2-2	17-22	30-30	13,501
13	11/01/2013	@ CAR	W	9-4-0	3-0	77,91,17	77	0-3	4-4	32-31	30-35	14,828
14	11/02/2013	STL	W	10-4-0	4-2	17,91,14,51	14	0-3	3-3	25-30	30-41	18,885
15	11/07/2013	EDM	W	11-4-0	4-2	91,91,9,51	9	0-2	1-2	26-40	30-40	18,695
16	11/09/2013	@ DET	W*	12-4-0	3-2	12,91,16	16	0-3	4-4	34-27	30-35	20,066+
17	11/11/2013	@ BOS	L	12-5-0	0-3		37	0-4	1-1	28-26	40-39	17,585+
18	11/12/2013	@ MTL	W**	13-5-0	2-1	12	51	0-4	3-3	45-29	30-31	21,273+





#	DATE	TEAM	W-L-OT	RECORD	GF-GA	SCORERS	GWG	PP	PK	SF-SA	W-L-G-LTOR	ATTEND.
19	11/4/2013	ANA	W	14-5-0	5-1	51,26p,51p,17,77	26	2-2	3-3	20-25	30-1	17,763
20	11/16/2013	@ PHX	L	14-6-0	3-6	71,23,17	5	0-2	1-3	30-30	41-39	12,562
21	11/19/2013	@ LAK	L	14-7-0	2-5	51p,77	14	1-4	4-5	21-31	54-30	18,118*
22	11/21/2013	@ SJS	L	14-8-0	1-5	9	7	0-1	2-2	37-36	31-39	17,562*
23	11/22/2013	@ ANA	O*	14-8-1	0-1		15	0-6	3-3	31-42	1-30	16,848
24	11/25/2013	NVR	W	15-8-1	5-0	56,26,26,16,16	86	0-3	6-6	25-37	30-30	19,204*
25	11/27/2013	PHI	W	16-8-1	4-2	77,18s,77p,9	77	1-4	1-2	35-21	39-29	18,427
26	11/29/2013	PIT	L	16-9-1	0-3		14	0-3	2-3	21-29	29-30	19,065
27	12/3/2013	@ CBJ	L	16-10-1	0-1		71	0-2	1-1	26-21	72-30	10,223
28	12/5/2013	OTT	W	17-10-1	3-1	26,26,51	26	0-4	4-5	22-34	30-40	16,562
29	12/7/2013	WPG	O*	17-10-2	1-2	44	55	0-1	3-3	29-36	35-39	18,354
30	12/10/2013	@ WSH	O**	17-10-3	5-6	26p,56p,44,9,18	20	2-5	2-5	42-31	31-30	18,506*
31	12/12/2013	DET	W**	18-10-3	2-1	56	26	0-4	4-4	27-29	30-50	19,204*
32	12/14/2013	@ NJO	L	18-11-3	0-3		12	0-3	2-2	33-19	30-39	13,832
33	12/15/2013	@ DET	W	19-11-3	3-0	9,23,17	9	0-3	3-3	26-28	30-34	20,066*
34	12/17/2013	@ NYI	W**	20-11-3	3-2	51,51	86	0-1	1-2	36-34	30-20	13,618
35	12/19/2013	NSH	W	21-11-3	4-2	17,26p,16,71	16	1-4	4-5	33-30	39-30	17,254
36	12/21/2013	CAR	W*	22-11-3	3-2	77,26p,7	7	1-5	2-2	50-27	30-35	19,204*
37	12/22/2013	@ FLA	W	23-11-3	6-1	17,9,51p,26,23,23	9	1-4	2-3	36-29	30-30	15,942
38	12/28/2013	MTL	O**	23-11-4	1-2	26	81	0-3	3-3	24-21	31-30	19,204*
39	12/29/2013	NVR	L	23-12-4	3-4	9p,18,51	67	1-2	0-3	40-29	30-39	19,204*
40	1/1/2014	@ VAN	W	24-12-4	4-2	51,9,86p,17	86	1-3	2-2	33-30	30-31	18,910*
41	1/3/2014	@ CGY	W	25-12-4	2-0	18,86	18	0-5	5-5	29-19	30-31	19,289*
42	1/5/2014	@ EDM	L	25-13-4	3-5	86p,77,51	27	1-1	3-3	27-26	80-39	16,839*
43	1/7/2014	@ WPG	W	26-13-4	4-2	51,18,26p,26	26	1-3	2-5	33-14	39-31	15,004*
44	1/9/2014	WSH	L	26-14-4	3-4	9,19,18	16	0-1	1-3	36-20	31-39	19,204*
45	1/11/2014	@ PHI	W	27-14-4	6-3	17,16,12,51,26,12	51	0-3	3-4	25-38	39-35	19,987*
46	1/13/2014	@ CBJ	L	27-15-4	2-3	17p,77	55	1-4	4-6	28-28	72-39	14,070
47	1/14/2014	@ NVR	W	28-15-4	2-1	77p,86	86	1-2	2-2	25-34	30-30	18,006*
48	1/16/2014	NYI	O**	28-15-5	1-2	26p	51	1-3	3-4	30-30	60-30	18,333
49	1/18/2014	SJS	L	28-16-5	4-5	26p,26,26,26p	8	2-4	1-2	29-32	31-30	19,204*
50	1/19/2014	@ CAR	W	29-16-5	5-3	8p,18,86,16,8	16	1-2	4-5	24-51	30-31	16,760
51	1/23/2014	OTT	W**	30-16-5	4-3	9s,19,18	86	0-2	1-3	38-36	30-41	18,751
52	1/25/2014	COL	W	31-16-5	5-2	9,8,51,9,9	51	0-3	3-3	29-27	30-30	19,204*
53	1/28/2014	@ TOR	L	31-17-5	2-3	25,8	21	0-3	3-3	42-26	45-26	19,475*
54	1/30/2104	@ OTT	L	31-18-5	3-5	17,9s,77	7	0-2	2-2	38-28	41-39	19,757*
55	2/1/2014	@ MTL	W*	32-18-5	2-1	44s,44	44	0-3	4-4	36-29	30-31	21,273*
56	2/4/2014	@ MIN	L	32-19-5	1-2	51	15	0-2	1-2	35-26	35-30	18,454*
57	2/6/2014	TOR	L	32-20-5	1-4	18	11	0-1	1-1	34-36	45-31	19,204*
58	2/8/2014	DET	W	33-20-5	4-2	18p,11,17,18	17	1-2	3-3	28-33	30-35	19,204*
59	2/27/2014	@ NSH	L	33-21-5	2-3	26,26p	27	1-3	1-4	16-29	30-30	17,113*
60	3/1/2014	@ DAL	W	34-21-5	4-2	26,44,26,6	26	0-2	3-3	21-41	30-32	15,897
61	3/2/2014	@ COL	L	34-22-5	3-6	11,44,44	6	0-2	3-4	34-35	1-30	15,582
62	3/4/2014	@ STL	L	34-23-5	2-4	17,9p	20	1-4	2-2	17-29	39-30	18,602
63	3/6/2014	BUF	L	34-24-5	1-3	9s	82	0-3	2-2	44-21	1-39	19,204*
64	3/8/2014	BOS	O**	34-24-6	3-4	18s,8,51	18	0-1	3-3	20-32	40-30	19,204*
65	3/10/2014	PHX	O**	34-24-7	3-4	9s,18,18	17	0-4	3-3	31-20	41-30	18,167
66	3/13/2014	FLA	W	35-24-7	5-4	6,21,24,9,91p	91	1-4	1-2	28-27	30-39	18,324
67	3/15/2014	NJO	W	36-24-7	3-0	19,21,44	19	0-1	2-2	32-23	30-30	19,204*
68	3/17/2014	VAN	W	37-24-7	4-3	91p,18,51,11	11	1-4	2-3	30-28	30-31	19,204*
69	3/19/2014	@ TOR	W	38-24-7	5-3	7,91p,91,91,9p	91	2-5	3-3	30-39	30-34	19,585*
70	3/20/2014	@ OTT	W	39-24-7	5-4	16,16,51p,2,24p	24	2-6	4-5	28-31	30-40	17,136
71	3/22/2014	@ PIT	O*	39-24-8	3-4	51p,91,18	18	1-2	3-6	24-29	37-39	18,668*
72	3/24/2014	OTT	O**	39-24-9	3-4	86,77p,91p	19	2-7	3-3	38-32	40-30	18,486
73	3/27/2014	NYI	W**	40-24-9	3-2	24,24	6	0-3	3-3	31-27	30-20	18,554
74	3/29/2014	@ BUF	W*	41-24-9	4-3	17,91,24p,91p	91	2-4	3-3	33-28	30-31	19,070*
75	3/30/2014	@ DET	L	41-25-9	2-3	51,6	17	0-4	2-3	28-30	50-30	20,066*
76	4/1/2014	MTL	W	42-25-9	3-1	24p,9s,17p	9	2-9	4-4	33-26	30-31	18,808
77	4/3/2014	CGY	L	42-26-9	1-4	18	15	0-3	1-2	32-25	31-30	17,495
78	4/5/2014	DAL	L	42-27-9	2-5	91,62	91	0-4	5-5	29-28	32-30	19,204*
79	4/8/2014	TOR	W	43-27-9	3-0	18,18p,77	18	1-1	3-3	34-28	39-34	18,896
80	4/10/2014	PHI	W	44-27-9	4-2	9,71,2,91p	2	1-3	2-3	30-36	39-29	19,204*
81	4/11/2014	CBJ	W	45-27-9	3-2	18,2,2	2	1-3	2-3	22-38	37-31	18,686
82	4/13/2014	@ WSH	W**	46-27-9	1-0		25	0-1	1-1	32-18	39-70	18,506

\*

Overtime  
Shootout

+

Sellout  
Power Play Goal

(s)

Shorthanded Goal  
Shootout Game-Winner

(x)

(y)

Overtime Game-Winner  
(EV-PS) Successful Penalty Shot



2012-2013 STATS

2012-2013 INDIVIDUAL SCORING  
(18-26-4, 40 pts., 4th Southeast Division)

PLAYERS

#	PLAYER	POS	GP	G	A	P	+/-	PIM	PP	SH	GW	OT	S	S%	TOI/G
26	Martin St. Louis	R	48	17	43	60	0	14	3	0	2	0	112	15.2	21:59
91	Steven Stamkos	C	48	29	28	57	-4	32	10	0	2	0	157	18.5	22:01
16	Teddy Purcell	R	48	11	25	36	-1	12	3	0	2	0	94	11.7	16:44
4	Vincent Lecavalier	C	39	10	22	32	-5	29	5	0	0	0	86	11.6	17:52
89	Cory Conacher	L	35	9	15	24	-3	16	1	0	2	0	53	17.0	14:21
25	Matthew Carle	D	48	5	17	22	1	4	2	0	0	0	66	7.6	23:44
67	Benoit Pouliot	L	34	8	12	20	8	15	0	0	1	1	60	13.3	13:14
77	Victor Hedman	D	44	4	16	20	1	31	0	0	0	0	76	5.3	22:39
17	Alex Killorn	C	38	7	12	19	-6	14	1	0	2	0	82	8.5	16:49
6	Sami Salo	D	46	2	15	17	5	16	1	0	0	0	48	4.2	20:59
11	Tom Pyatt	C	43	8	8	16	5	12	0	0	1	0	60	13.3	13:34
44	Nate Thompson	C	45	7	8	15	-2	17	0	0	0	0	58	12.1	14:20
2	Eric Brewer	D	48	4	8	12	3	30	1	0	1	0	56	7.1	20:30
71	Richard Panik	R	25	5	4	9	-2	4	1	0	1	0	34	14.7	11:19
12	Ryan Malone	L	34	6	2	8	-3	22	2	0	1	0	37	16.2	15:44
19	B.J. Crombeen	R	44	1	7	8	4	112	0	0	0	0	50	2.0	11:04
3	Keith Aulie	D	45	2	5	7	1	60	0	0	0	0	37	5.4	12:49
63	Tyler Johnson	C	14	3	3	6	3	4	0	0	0	0	11	27.3	13:04
75	Radko Gudas	D	22	2	3	5	3	38	0	0	1	0	31	6.5	16:59
47	Marc-Andre Bergeron	D	12	1	4	5	3	4	0	0	0	0	22	4.5	12:21
74	Ondrej Palat	L	14	2	2	4	5	0	0	0	1	0	16	12.5	11:44
42	Dana Tyrell	C	21	1	3	4	-3	4	0	0	0	0	19	5.3	10:21
18	Adam Hall	R	20	0	4	4	3	23	0	0	0	0	16	0	10:17
76	Pierre-Cedric Labrie	L	19	2	1	3	2	30	0	0	0	0	16	12.5	8:33
19	Brett Connolly	R	5	1	0	1	-3	0	1	0	0	0	10	10	10:16
24	Brendan Mikkelson	D	4	0	1	1	1	6	0	0	0	0	0	0	9:45
15	Brian Lee	D	22	0	0	0	-13	16	0	0	0	0	13	0	13:55
55	Matt Taormina	D	2	0	0	0	-1	0	0	0	0	0	0	0	16:38
8	Mark Barberio	D	2	0	0	0	-2	0	0	0	0	0	1	0	15:29
62	Andrej Sustr	D	2	0	0	0	1	0	0	0	0	0	2	0	10:43
7	Mathieu Roy	D	1	0	0	0	-1	0	0	0	0	0	0	0	14:07
34	JT Wyman	R	1	0	0	0	-1	0	0	0	0	0	0	0	13:31
59	Mike Angelidis	L	1	0	0	0	0	0	0	0	0	0	0	0	7:22

GOALTENDERS

#	PLAYER	GP	TOI	GAA	W	L	OTL	SA	GA	SV	SV%	SO	G	A	PIM
39	Anders Lindback	24	1,304:11	2.90	10	10	1	642	63	579	.902	0	0	1	0
32	Mathieu Garon	18	910:04	2.90	5	9	2	427	44	383	.897	0	0	0	0
30	Ben Bishop	9	502:26	2.99	3	4	1	302	25	277	.917	1	0	0	2
30	Cedrick Desjardins	3	160:06	3.00	0	3	0	73	8	65	.890	0	0	1	0

TRADED PLAYERS

R	#	PLAYER	GP	G	A	P	+/-	PIM	PP	SH	GW	OT	S	S%	TOI/G
D	9	Steve Downie	55	12	16	28	-15	121	2	0	1	0	99	12.1	15:30
0	97	Matt Gilroy	53	2	15	17	2	16	0	0	0	0	60	3.3	17:36
C	49	Blair Jones	22	2	2	4	-3	10	0	0	0	0	21	9.5	8:26
0	13	Pavel Kubina	52	3	8	11	1	59	0	0	1	0	56	5.4	19:54
C	19	Dominic Moore	56	4	15	19	-10	48	0	1	1	0	74	5.4	16:16

2011-2012 GAME-BY-GAME RESULTS

#	OPPONENT	RESULT	RECORD	SCORERS	W GOAL	PP	PK	SF - SA	W - L GLTNR	ATTEND.
1	10/7 @ CAR	W, 5-1	1-0-0	St. Louis, Lecavalier (p), Downie (p), Hall, Malone	Lecavalier	2-6	5-5	34-33	Roloson-Ward	18,680+
2	10/8 @ BOS	L, 4-1	1-1-0	St. Louis	Paille	0-5	5-5	26-42	Thomas-Garon	17,565+
3	10/10 @ WSH	L, 6-5**	1-1-1	Purcell, Gervais, Moore, Thompson, Clark	Hendricks (x)	0-4	7-7	28-43	Vokoun-Roloson	18,506+
4	10/13 @ NYI	L, 5-1	1-2-1	Stamkos	Moulson	0-3	4-4	35-34	Montoya-Roloson	9,759
5	10/15 @ FLA	L, 3-2**	1-2-2	Bergeron, Bergeron	Goc (x)	0-2	4-6	30-38	Theodore-Garon	18,352+
6	10/17 vs. FLA	L, 7-4	1-3-2	Purcell (p), Hedman, Lecavalier, Stamkos	Versteeg	1-3	4-9	39-33	Theodore-Roloson	19,204+
7	10/20 vs. NYI	W, 4-1	2-3-2	Malone (p), Lecavalier, Stamkos, Clark	Lecavalier	1-3	2-2	30-17	Garon-Montoya	18,181
8	10/22 vs. BUF	W, 3-0	3-3-2	Kubina, St. Louis, Hedman	Kubina	0-1	3-3	26-21	Garon-Miller	19,204+
9	10/25 @ BUF	W, 4-3	4-3-2	Lecavalier, Thompson, Stamkos, Malone	Malone	0-3	3-3	23-39	Garon-Miller	18,690+
10	10/27 @ NSH	L, 5-3	4-4-2	Stamkos, Purcell (p), Stamkos	Spaling	1-2	3-3	32-27	Rinne-Garon	16,619
11	10/29 vs. WPG	W, 1-0	5-4-2	Lecavalier (p)	Lecavalier	1-4	2-2	27-28	Roloson-Pavelec	19,204+
12	11/1 @ CAR	L, 4-2	5-5-2	Purcell, Connolly	Skinner	0-2	1-2	30-31	Ward-Roloson	13,374
13	11/4 vs. CHI	W, 5-4*	6-5-2	Stamkos, Connolly, Stamkos, Stamkos (p), Lecavalier (y)	Lecavalier	1-1	1-2	32-32	Roloson-Ernery	19,204+
14	11/6 @ FLA	W, 4-3**	7-5-2	Malone (p), Stamkos, Purcell	Moore (x)	1-3	1-2	37-41	Roloson-Theodore	15,066
15	11/9 vs. PHI	W, 2-1*	8-5-2	Bergeron (p), Connolly (y)	Connolly	1-7	4-5	24-15	Roloson-Bryzgalov	19,204
16	11/12 @ STL	L, 3-0	8-6-2		Russell	0-5	3-3	19-24	Elliott-Garon	19,150+
17	11/14 @ WPG	L, 5-2	8-7-2	St. Louis, Stamkos	Flood	0-6	1-2	32-39	Pavelec-Roloson	15,004+
18	11/17 vs. PIT	W, 4-1	9-7-2	Lecavalier, Connolly (p), Downie (p), Lecavalier	Connolly	2-6	7-7	18-34	Roloson-Fleury	18,509
19	11/19 vs. NJD	L, 4-2	9-8-2	St. Louis, Shannon	Clarkson	0-6	6-8	23-24	Brodeur-Roloson	18,894
20	11/22 vs. TOR	L, 7-1	9-9-2	Lecavalier (p)	Connolly	1-5	2-4	28-26	Gustavsson-Roloson	19,204+
21	11/25 @ FLA	W, 2-1*	10-9-2	Lecavalier, Stamkos (p, y)	Stamkos	1-2	4-4	31-24	Garon-Theodore	17,380+



#	OPPONENT	RESULT	RECORD	SCORERS	W GOAL	PP	PK	SF - SA	W - L GLTNR	ATTEND.
22	11/26 vs. FLA	W, 5-1	11-9-2	St. Louis, Pyatt, Stankos, Malone, Stankos	Pyatt	0-2	6-6	34-25	Garon-Markstrom	17,841
23	11/28 @ MIN	L, 3-1	11-10-2	Stankos	Bouchard	0-2	2-2	33-24	Backstrom-Garon	16,628
24	11/30 @ DET	L, 4-2	11-11-2	St. Louis (p), Stankos	Holmstrom	1-4	4-5	23-35	Howard-Roloson	20,066+
25	12/3 vs. NYR	L, 4-2	11-12-2	Downie, Pyatt	Stapan	0-1	2-2	26-36	Lundqvist-Garon	19,204+
26	12/5 @ OTT	L, 4-2	11-13-2	Gervais, St. Louis	Foligno	0-3	3-3	33-31	Anderson-Roloson	18,742
27	12/6 @ NYI	L, 5-1	11-14-2	St. Louis	Martin	0-3	3-5	24-34	Montoya-Garon	9,486
28	12/8 @ NYR	W, 3-2**	12-14-2	Malone, Moore (s)	Moore (x)	0-4	5-6	31-30	Garon-Lundqvist	18,200+
29	12/10 @ PHI	L, 5-2	12-15-2	Shannon, Lecavalier (p)	Simmonds	1-4	3-5	19-32	Bryzgalov-Garon	19,772+
30	12/12 vs. NJD	L, 5-4	12-16-2	Downie, Jones, Stankos (p), Stankos	Henrique	1-5	2-3	36-22	Hedberg-Garon	17,341
31	12/15 vs. CGY	W, 5-4*	13-16-2	Purcell(p), Pyatt, Malone, Thompson, Stankos (y)	Stankos	1-1	2-3	34-27	Garon-Kiprusoff	17,241
32	12/17 @ CLB	W, 3-2	14-16-2	Bergeron, Brewer, Stankos	Stankos	0-3	4-5	28-28	Garon-Mason	16,108
33	12/21 @ SJS	L, 7-2	14-17-2	Moore, St. Louis	Desjardins	0-5	2-4	24-43	Niemi-Garon	17,562+
34	12/23 @ COL	L, 2-1*	14-17-3	Kubina	Duchene	0-3	3-3	30-29	Giguere-Garon	16,165
35	12/27 vs. PHI	W, 5-1	15-17-3	Gervais, Stankos, Downie, Stankos (p), Lecavalier	Stankos	1-4	4-4	16-32	Garon-Bryzgalov	19,204+
36	12/29 vs. MTL	W, 4-3	16-17-3	Stankos, Wyman, Bergeron, Lecavalier	Lecavalier	0-3	2-3	22-34	Garon-Price	19,204+
37	12/31 vs. CAR	W, 5-2	17-17-3	Stankos, Stankos, Stankos (p), Purcell, Downie	Stankos	1-3	2-4	32-26	Garon-Ward	19,204+
38	1/3 @ TOR	L, 7-3	17-18-3	Lecavalier, Stankos, Kubina	Boyce	0-5	4-6	24-42	Gustavsson-Garon	19,425+
39	1/5 @ OTT	L, 4-1	17-19-3	Stankos	Turris	0-3	2-2	36-24	Anderson-Roloson	19,944+
40	1/7 @ MTL	L, 3-1	17-20-3	Lecavalier	Pacioretty	0-1	1-2	24-28	Price-Garon	21,273+
41	1/10 vs. VAN	L, 5-4**	17-19-4	Stankos, Lecavalier, Downie, Malone	Raymond (x)	0-3	4-4	31-28	Schneider-Roloson	17,630
42	1/12 vs. CAR	L, 5-2	17-21-4	Thompson, Purcell	Harrison	0-2	1-1	36-32	Ward-Garon	16,553
43	1/13 @ WSH	L, 4-3	17-22-4	Pyatt, Stankos (p), Lecavalier	Brouwer	1-5	2-4	31-20	Vokoun-Roloson	18,506+
44	1/15 vs. PIT	L, 6-3	17-23-4	Gilroy, Malone (p), Purcell	Malkin	1-1	3-5	20-44	Fleury-Garon	19,204+
45	1/17 vs. BOS	W, 5-3	18-23-4	Lecavalier, Pyatt, Malone, Moore, Stankos	Moore	0-4	3-3	31-29	Garon-Thomas	19,204+
46	1/20 @ DAL	W, 2-1	19-23-4	Purcell, Purcell	Purcell	0-3	4-4	22-28	Garon-Lehtonen	14,836
47	1/21 @ PHX	W, 4-3	20-23-4	Stankos, Purcell, St. Louis, Downie	Downie	0-2	3-4	21-36	Roloson-Smith	12,714
48	1/24 vs. CLB	W, 4-2	21-23-4	Angelidis, Lecavalier (p), St. Louis, Thompson	St. Louis	1-4	2-2	31-24	Garon-Sanford	16,859
49	1/31 vs. WSH	W, 4-3*	22-23-4	Purcell, St. Louis, Thompson, Stankos (y)	Stankos	0-1	3-3	31-30	Garon-Vokoun	17,754
50	2/2 vs. WPG	L, 2-1*	22-23-5	Hedman	Wellwood	0-2	2-2	31-24	Pavelec-Garon	16,923
51	2/4 vs. FLA	W, 6-3	23-23-5	Thompson, Lecavalier, St. Louis, Stankos, St. Louis, St. Louis (p)	Stankos	1-3	3-3	34-20	Garon-Clemmensen	19,204+
52	2/7 vs. LAK	L, 3-1	23-24-5	Stankos	Clifford	0-3	2-2	25-20	Quick-Roloson	16,489
53	2/9 @ NYR	L, 4-3*	23-24-6	Stankos, Lecavalier, Gervais (p)	Richards	1-2	2-3	17-31	Biron-Garon	18,200+
54	2/11 @ BUF	W, 2-1	24-24-6	Downie, Stankos	Stankos	0-3	1-1	28-27	Garon-Miller	18,690+
55	2/12 @ PIT	L, 4-2	24-25-6	Downie, Downie	Letang	0-2	3-4	23-41	Johnson-Garon	18,506+
56	2/14 vs. OTT	L, 4-0	24-26-6	Karlsson	0-2	1-2	28-27	Anderson-Garon	17,488	
57	2/16 vs. SJS	W, 6-5*	25-26-6	Stankos, Purcell (p), Downie, Stankos, St. Louis, St. Louis (y)	St. Louis	1-1	2-3	25-50	Roloson-Niemi	16,819
58	2/18 vs. WSH	W, 2-1	26-26-6	Pyatt, Stankos	Stankos	0-5	2-2	23-24	Garon-Vokoun	19,204+
59	2/21 vs. ANA	W, 3-2	27-26-6	Stankos (p), Stankos, Purcell	Purcell	1-2	2-2	16-30	Garon-Hiller	18,309
60	2/23 @ WPG	L, 4-3	27-27-6	Stankos (p), Purcell, St. Louis (p)	Byfuglien	2-5	1-3	25-34	Pavelec-Garon	15,004+
61	2/25 @ PIT	L, 8-1	27-28-6	Purcell (p)	Cooke	1-6	0-2	35-34	Fleury-Roloson	18,596+
62	2/26 @ NJD	W, 4-3	28-28-6	St. Louis, St. Louis (p), Gilroy, St. Louis	St. Louis	1-3	3-4	16-22	Garon-Brodeur	15,981
63	2/28 vs. MTL	W, 2-1	29-28-6	Stankos, Hall	Hall	0-3	3-3	22-24	Garon-Price	18,878
64	3/2 vs. NYR	W, 4-3*	30-28-6	Pyatt, Purcell, Stankos, Malone (y)	Malone	0-4	1-2	31-19	Garon-Lundqvist	19,204+
65	3/3 @ CAR	W, 4-3*	31-28-6	Wallace, Stankos, Purcell (p), Stankos (p, y)	Stankos	2-4	2-2	23-28	Garon-Ward	17,116
66	3/6 vs. OTT	L, 7-3	31-29-6	Shannon, Wallace, Stankos (p)	Karlsson	1-3	1-3	28-35	Bishop-Roloson	18,967
67	3/8 @ WSH	L, 3-2*	31-29-7	Malone (p), Purcell (p)	Ovechkin	2-3	2-2	26-32	Vokoun-Tokarski	18,506+
68	3/10 vs. CAR	L, 4-2	31-30-7	Malone, Thompson	Skinner	0-2	0-1	38-26	Ward-Tokarski	18,554
69	3/13 vs. BOS	W, 6-1	32-30-7	Pyatt, Thompson, Shannon (p), Hedman, Stankos, Stankos	Thompson	1-3	3-3	17-34	Tokarski-Turco	19,204+
70	3/15 vs. TOR	L, 3-1	32-31-7	St. Louis	Crabb	0-5	5-6	35-28	Reimer-Tokarski	19,204+
71	3/17 vs. STL	L, 3-1	32-32-7	Mikkelson	Schwartz	0-3	1-2	23-21	Halak-Roloson	18,777
72	3/19 vs. BUF	L, 7-3	32-33-7	Gervais, Smith, Malone	Tropp	0-2	2-4	27-38	Miller-Tokarski	17,212
73	3/22 vs. EDM	W, 3-2**	33-33-7	Pyatt (p), Pyatt	Purcell (x)	1-4	1-1	21-36	Roloson-Khabibulin	17,893
74	3/24 vs. NYI	W, 4-3	34-33-7	Stankos, Stankos, Pyatt, Wallace	Wallace	0-3	2-3	26-37	Roloson-Montoya	19,204+
75	3/26 @ PHI	W, 5-3	35-33-7	Malone (s), Stankos (p), St. Louis, Wyman, Pyatt	Wyman	1-3	5-6	15-38	Roloson-Bryzgalov	19,590+
76	3/27 @ BOS	L, 5-2	35-34-7	Stankos, Stankos (p)	Pouliot	1-4	5-5	18-38	Thomas-Roloson	17,565+
77	3/29 @ NJD	L, 6-4	35-35-7	Malone, Malone, Malone, Smith	Ponikarovskiy	0-3	3-4	20-38	Brodeur-Roloson	15,380
78	3/31 vs. WPG	W, 3-2*	36-35-7	Malone, Malone (p), Stankos (y)	Stankos	1-8	3-3	39-28	Caron-Pavelec	19,204+
79	4/2 vs. WSH	W, 4-2	37-35-7	Purcell (p), Hedman, Stankos, Stankos	Stankos	1-4	2-2	27-33	Roloson-Neuvirth	19,204+
80	4/4 @ MTL	L, 5-2	37-36-7	Lecavalier, Gervais	Cole	0-3	3-4	16-25	Budaj-Garon	21,273+
81	4/5 @ TOR	L, 3-2*	37-36-8	St. Louis, Stankos	Phaneuf (y)	0-0	2-2	37-31	Scrivens-Roloson	19,369+
82	4/7 @ WPG	W, 4-3*	38-36-8	Purcell, Purcell, Stankos, Purcell (y)	Purcell	0-3	2-2	25-31	Roloson-Pavelec	15,004+

\* Overtime  
 \*\* Shootout  
 + Sellout  
 (p) Power Play Goal  
 (s) Shorthanded Goal  
 (x) Shootout Game-Winner  
 (y) Overtime Game-Winner  
 (EV-PS) Successful Penalty Shot



2011-2012 STATS

2011-2012 INDIVIDUAL SCORING  
(38-36-8, 84 pts., 3rd Southeast Division)

PLAYERS

POS	#	PLAYER	GP	G	A	P	+/-	PIM	PP	SH	GW	OT	S	S%	TOI/G
C	91	Steven Stamkos	82	60	37	97	7	66	12	0	12	5	303	19.8	22:01
R	26	Martin St. Louis	77	25	49	74	-3	16	4	0	3	1	185	13.5	22:37
R	16	Teddy Purcell	81	24	41	65	9	16	8	0	3	1	152	15.8	16:07
C	4	Vincent Lecavalier	64	22	27	49	-2	50	5	0	5	1	182	12.1	18:55
L	12	Ryan Malone	68	20	28	48	-11	82	5	1	2	1	144	13.9	17:41
D	47	Marc-Andre Bergeron	43	4	20	24	6	20	1	0	0	0	80	5	19:21
D	77	Victor Hedman	61	5	18	23	-9	65	0	0	0	0	82	6.1	23:05
D	2	Eric Brewer	82	1	20	21	-5	49	0	0	0	0	83	1.2	23:16
C	11	Tom Pyatt	74	12	7	19	-19	8	1	0	1	0	95	12.6	14:47
D	15	Brian Lee	55	1	15	16	-8	35	0	0	0	0	32	3.1	15:32
C	44	Nate Thompson	68	9	6	15	-23	21	0	0	1	0	85	10.6	14:49
R	14	Brett Connolly	68	4	11	15	-9	30	1	0	2	1	94	4.3	11:28
D	7	Brett Clark	82	2	13	15	-26	20	0	0	0	0	61	3.3	18:22
D	27	Bruno Gervais	50	6	7	13	-4	8	1	0	0	0	57	10.5	14:16
R	22	Ryan Shannon	45	4	8	12	-11	10	1	0	0	0	46	8.7	12:01
R	34	JT Wyman	40	2	9	11	1	8	0	0	1	0	31	6.5	10:32
R	20	Tim Wallace	49	3	6	9	-3	16	0	0	1	0	26	11.5	8:35
R	18	Adam Hall	57	2	5	7	-11	17	0	0	1	0	63	3.2	11:51
C	24	Trevor Smith	16	2	3	5	2	4	0	0	0	0	17	11.8	10:27
C	42	Dana Tyrell	26	0	5	5	-5	6	0	0	0	0	23	0	10:30
D	29	Brendan Mikkelson	41	1	2	3	-4	13	0	0	0	0	45	2.2	14:24
D	3	Keith Aulie	36	0	3	3	-7	29	0	0	0	0	18	0	13:26
L	76	Pierre-Cedric Labrie	14	0	2	2	-2	15	0	0	0	0	5	0	5:54
D	23	Mike Commodore	30	0	2	2	7	38	0	0	0	0	23	0	12:36
L	59	Mike Angelidis	6	1	0	1	-1	5	0	0	0	0	8	12.5	6:29
R	19	J.T. Brown	5	0	1	1	2	0	0	0	0	0	13	0	13:51
C	21	Mattias Ritola	5	0	0	0	-2	6	0	0	0	0	14	0	10:50
D	43	Evan Oberg	3	0	0	0	2	0	0	0	0	0	3	0	9:50
R	21	Brandon Segal	10	0	0	0	-2	4	0	0	0	0	8	0	6:35

GOALTENDERS

#	PLAYER	GP	TOI	GAA	W	L	OTL	SA	GA	SV	SV%	SO	G	A	PIM
32	Mathieu Garon	48	2,483:45	2.85	23	16	4	1191	118	1073	0.901	1	0	2	0
35	Sebastien Caron	3	134:40	3.11	1	1	0	57	7	50	0.877	0	0	0	0
40	Dustin Tokarski	5	243:35	3.44	1	3	1	116	14	102	0.879	0	0	1	2
30	Dwayne Roloson	40	2,098:31	3.66	13	16	3	1126	128	998	0.886	1	0	0	6

TRADED PLAYERS

POS	#	PLAYER	GP	G	A	P	+/-	PIM	PP	SH	GW	OT	S	S%	TOI/G
R	9	Steve Downie	55	12	16	28	-15	121	2	0	1	0	99	12.1	15:30
D	97	Matt Gilroy	53	2	15	17	2	16	0	0	0	0	60	3.3	17:36
C	49	Blair Jones	22	2	2	4	-3	10	0	0	0	0	21	9.5	8:26
D	13	Pavel Kubina	52	3	6	11	1	59	0	0	1	0	56	5.4	19:54
C	19	Dominic Moore	56	4	15	19	-10	48	0	1	1	0	74	5.4	16:16

2011-2012 GAME-BY-GAME RESULTS

#	OPPONENT	RESULT	RECORD	SCORERS	W GOAL	PP	PK	SF - SA	W - L GOALTENDER	ATTEND.
1	10/7 @ CAR	W, 5-1	1-0-0	St. Louis, Lecavalier (p), Downie (p), Hall, Malone	Lecavalier	2-6	5-5	34-33	Roloson-Ward	18,680+
2	10/8 @ BOS	L, 4-1	1-1-0	St. Louis	Paille	0-5	5-5	26-42	Thomas-Garon	17,565+
3	10/10 @ WSH	L, 6-5**	1-1-1	Purcell (p), Hedman, Lecavalier, Stamkos, Clark	Hendricks (x)	0-4	7-7	28-43	Vokoun-Roloson	18,506+
4	10/13 @ NYI	L, 5-1	1-2-1	Stamkos	Moulson	0-3	4-4	35-34	Montoya-Roloson	9,759
5	10/15 @ FLA	L, 3-2**	1-2-2	Bergeron, Bergeron	Goc (x)	0-2	4-6	30-38	Theodore-Garon	18,352+
6	10/17 vs. FLA	L, 7-4	1-3-2	Purcell (p), Hedman, Lecavalier, Stamkos	Versteeg	1-3	4-9	39-33	Theodore-Roloson	19,204+
7	10/20 vs. NYI	W, 4-1	2-3-2	Malone (p), Lecavalier, Stamkos, Clark	Lecavalier	1-3	2-2	30-17	Garon-Montoya	18,181
8	10/22 vs. BUF	W, 3-0	3-3-2	Kubina, St. Louis, Hedman	Kubina	0-1	3-3	26-21	Garon-Miller	19,204+
9	10/25 @ BUF	W, 4-3	4-3-2	Lecavalier, Thompson, Stamkos, Malone	Malone	0-3	3-3	23-39	Garon-Miller	18,630+
10	10/27 @ NSH	L, 5-3	4-4-2	Stamkos, Purcell (p), Stamkos	Spaling	1-2	3-3	32-27	Rinne-Garon	16,619
11	10/29 vs. WPG	W, 1-0	5-4-2	Lecavalier (p)	Lecavalier	1-4	2-2	27-28	Roloson-Pavelec	19,204+
12	11/1 @ CAR	L, 4-2	5-5-2	Purcell, Connolly	Skinner	0-2	1-2	30-31	Ward-Roloson	13,374
13	11/4 vs. CHI	W, 5-4*	6-5-2	Stamkos, Connolly, Stamkos, Stamkos (p), Lecavalier (y)	Lecavalier	1-1	1-2	32-32	Roloson-Emerly	19,204+
14	11/6 @ FLA	W, 4-3**	7-5-2	Malone (p), Stamkos, Purcell	Moore (x)	1-3	1-2	37-41	Roloson-Theodore	15,066
15	11/9 vs. PHI	W, 2-1*	8-5-2	Bergeron (p), Connolly (y)	Connolly	1-7	4-5	24-15	Roloson-Bryzgalov	19,204
16	11/12 @ STL	L, 3-0	8-6-2		Russell	0-5	3-3	19-24	Elliott-Garon	19,150+
17	11/14 @ WPG	L, 5-2	8-7-2	St. Louis, Stamkos	Flood	0-6	1-2	32-39	Pavelec-Roloson	15,004+
18	11/17 vs. PIT	W, 4-1	9-7-2	Lecavalier, Connolly (p), Downie (p), Lecavalier	Connolly	2-6	7-7	18-34	Roloson-Feury	18,509
19	11/19 vs. NJD	L, 4-2	9-8-2	St. Louis, Shannon	Clarkson	0-6	6-8	23-24	Brodeur-Roloson	18,894
20	11/22 vs. TOR	L, 7-1	9-9-2	Lecavalier (p)	Connolly	1-5	2-4	28-26	Gustavsson-Roloson	19,204+
21	11/25 @ FLA	W, 2-1*	10-9-2	Lecavalier, Stamkos (p, y)	Stamkos	1-2	4-4	31-24	Garon-Theodore	17,380+





#	OPPONENT	RESULT	RECORD	SCORERS	W GOAL	PP	PK	SF-SA	W-L GOALTENDER	ATTEND.
22	11/26 vs. FLA	W, 5-1	11-9-2	St. Louis, Pyatt, Stankos, Malone, Stankos	Pyatt	0-2	6-6	34-25	Garon-Markstrom	17,841
23	11/28 @ MIN	L, 3-1	11-10-2	Stankos	Bouchard	0-2	2-2	33-24	Backstrom-Garon	16,828
24	11/30 @ DET	L, 4-2	11-11-2	St. Louis (p), Stankos	Holmstrom	1-4	4-5	23-35	Howard-Roloson	20,066+
25	12/3 vs. NYR	L, 4-2	11-12-2	Downie, Pyatt	Stepan	0-1	2-2	26-36	Lundqvist-Garon	19,204+
26	12/5 @ OTT	L, 4-2	11-13-2	Gervais, St. Louis	Foligno	0-3	3-3	33-31	Anderson-Roloson	18,742
27	12/6 @ NYI	L, 5-1	11-14-2	St. Louis	Martin	0-3	3-5	24-34	Montoya-Garon	9,486
28	12/8 @ NYR	W, 3-2**	12-14-2	Malone, Moore (s)	Moore (x)	0-4	5-6	31-30	Garon-Lundqvist	18,200+
29	12/10 @ PHI	L, 5-2	12-15-2	Shannon, Lecavalier (p)	Simmonds	1-4	3-5	19-32	Bryzgalov-Garon	19,772+
30	12/12 vs. NJD	L, 5-4	12-16-2	Downie, Jones, Stankos (p), Stankos	Henrique	1-5	2-3	36-22	Hedberg-Garon	17,341
31	12/15 vs. CGY	W, 5-4*	13-16-2	Purcell (p), Pyatt, Malone, Thompson, Stankos (y)	Stankos	1-1	2-3	34-27	Garon-Kiprusoff	17,241
32	12/17 @ CLB	W, 3-2	14-16-2	Bergeron, Brewer, Stankos	Stankos	0-3	4-5	28-28	Garon-Mason	16,108
33	12/21 @ SJS	L, 7-2	14-17-2	Moore, St. Louis	Desjardins	0-5	2-4	24-43	Niemi-Garon	17,562+
34	12/23 @ COL	L, 2-1*	14-17-3	Kubina	Duchene	0-3	3-3	30-29	Giguere-Garon	16,165
35	12/27 vs. PHI	W, 5-1	15-17-3	Gervais, Stankos, Downie, Stankos (p), Lecavalier	Stankos	1-4	4-4	16-32	Garon-Bryzgalov	19,204+
36	12/29 vs. MTL	W, 4-3	16-17-3	Stankos, Wyman, Bergeron, Lecavalier	Lecavalier	0-3	2-3	22-34	Garon-Price	19,204+
37	12/31 vs. CAR	W, 5-2	17-17-3	Stankos, Stankos, Stankos (p), Purcell, Downie	Stankos	1-3	2-4	32-26	Garon-Ward	19,204+
38	1/3 @ TOR	L, 7-3	17-18-3	Lecavalier, Stankos, Kubina	Boyce	0-5	4-6	24-42	Gustavsson-Garon	19,425+
39	1/5 @ OTT	L, 4-1	17-19-3	Stankos	Turris	0-3	2-2	36-24	Anderson-Roloson	19,944+
40	1/7 @ MTL	L, 3-1	17-20-3	Lecavalier	Pacioretty	0-1	1-2	24-28	Price-Garon	21,273+
41	1/10 vs. VAN	L, 5-4**	17-19-4	Stankos, Lecavalier, Downie, Malone	Raymond (x)	0-3	4-4	31-28	Schneider-Roloson	17,630
42	1/12 vs. CAR	L, 5-2	17-21-4	Thompson, Purcell	Harrison	0-2	1-1	36-32	Ward-Garon	16,553
43	1/13 @ WSH	L, 4-3	17-22-4	Pyatt, Stankos (p), Lecavalier	Brouwer	1-5	2-4	31-20	Vokoun-Roloson	18,506+
44	1/15 vs. PIT	L, 6-3	17-23-4	Gilroy, Malone (p), Purcell	Malkin	1-1	3-5	20-44	Feury-Garon	19,204+
45	1/17 vs. BOS	W, 5-3	18-23-4	Lecavalier, Pyatt, Malone, Moore, Stankos	Moore	0-4	3-3	31-29	Garon-Thomas	19,204+
46	1/20 @ DAL	W, 2-1	19-23-4	Purcell, Purcell	Purcell	0-3	4-4	22-28	Garon-Lehtonen	14,836
47	1/21 @ PHX	W, 4-3	20-23-4	Stankos, Purcell, St. Louis, Downie	Downie	0-2	3-4	21-36	Roloson-Smith	12,714
48	1/24 vs. CLB	W, 4-2	21-23-4	Angelidis, Lecavalier (p), St. Louis, Thompson	St. Louis	1-4	2-2	31-24	Garon-Sanford	16,859
49	1/31 vs. WSH	W, 4-3*	22-23-4	Purcell, St. Louis, Thompson, Stankos (y)	Stankos	0-1	3-3	31-30	Garon-Vokoun	17,754
50	2/2 vs. WPG	L, 2-1*	22-23-5	Hedman	Wellwood	0-2	2-2	31-24	Pavelec-Garon	16,923
51	2/4 vs. FLA	W, 6-3	23-23-5	Thompson, Lecavalier, St. Louis, Stankos, St. Louis, St. Louis (p)	Stankos	1-3	3-3	34-20	Garon-Clemmensen	19,204+
52	2/7 vs. LAK	L, 3-1	23-24-5	Stankos	Clifford	0-3	2-2	25-20	Quick-Roloson	16,489
53	2/9 @ NYR	L, 4-3*	23-24-6	Stankos, Lecavalier, Gervais (p)	Richards	1-2	2-3	17-31	Biron-Garon	18,200+
54	2/11 @ BUF	W, 2-1	24-24-6	Downie, Stankos	Stankos	0-3	1-1	28-27	Garon-Miller	18,690+
55	2/12 @ PIT	L, 4-2	24-25-6	Downie, Downie	Letang	0-2	3-4	23-41	Johnson-Garon	18,506+
56	2/14 vs. OTT	L, 4-0	24-26-6	Karlsson	0-2	1-2	28-27	Anderson-Garon	17,488	
57	2/16 vs. SJS	W, 6-5*	25-26-6	Stankos, Purcell (p), Downie, Stankos, St. Louis, St. Louis (y)	St. Louis	1-1	2-3	25-50	Roloson-Niemi	16,819
58	2/18 vs. WSH	W, 2-1	26-26-6	Pyatt, Stankos	Stankos	0-5	2-2	23-24	Garon-Vokoun	19,204+
59	2/21 vs. ANA	W, 3-2	27-26-6	Stankos (p), Stankos, Purcell	Purcell	1-2	2-2	16-30	Garon-Hiller	18,309
60	2/23 @ WPG	L, 4-3	27-27-6	Stankos (p), Purcell, St. Louis (p)	Byfuglien	2-5	1-3	25-34	Pavelec-Garon	15,004+
61	2/25 @ PIT	L, 8-1	27-28-6	Purcell (p)	Cooke	1-6	0-2	35-34	Feury-Roloson	18,596+
62	2/26 @ NJD	W, 4-3	28-28-6	St. Louis, St. Louis (p), Gilroy, St. Louis	St. Louis	1-3	3-4	16-22	Garon-Brodeur	15,981
63	2/28 vs. MTL	W, 2-1	29-28-6	Stankos, Hall	Hall	0-3	3-3	22-24	Garon-Price	18,878
64	3/2 vs. NYR	W, 4-3*	30-28-6	Pyatt, Purcell, Stankos, Malone (y)	Malone	0-4	1-2	31-19	Garon-Lundqvist	19,204+
65	3/3 @ CAR	W, 4-3*	31-28-6	Wallace, Stankos, Purcell (p), Stankos (p, y)	Stankos	2-4	2-2	23-28	Garon-Ward	17,116
66	3/6 vs. OTT	L, 7-3	31-29-6	Shannon, Wallace, Stankos (p)	Karlsson	1-3	1-3	28-35	Bishop-Roloson	18,967
67	3/8 @ WSH	L, 3-2*	31-29-7	Malone (p), Purcell (p)	Ovechkin	2-3	2-2	26-32	Vokoun-Tokarski	18,506+
68	3/10 vs. CAR	L, 4-2	31-30-7	Malone, Thompson	Skinner	0-2	0-1	38-26	Ward-Tokarski	18,554
69	3/13 vs. BOS	W, 6-1	32-30-7	Pyatt, Thompson, Shannon (p), Hedman, Stankos, Stankos	Thompson	1-3	3-3	17-34	Tokarski-Turco	19,204+
70	3/15 vs. TOR	L, 3-1	32-31-7	St. Louis	Crabb	0-5	5-6	35-28	Reimer-Tokarski	19,204+
71	3/17 vs. STL	L, 3-1	32-32-7	Mikkelsen	Schwartz	0-3	1-2	23-21	Halak-Roloson	18,777
72	3/19 vs. BUF	L, 7-3	32-33-7	Gervais, Smith, Malone	Tropp	0-2	2-4	27-38	Miller-Tokarski	17,212
73	3/22 vs. EDM	W, 3-2**	33-33-7	Pyatt (p), Pyatt	Purcell (x)	1-4	1-1	21-36	Roloson-Khabibulin	17,893
74	3/24 vs. NYI	W, 4-3	34-33-7	Stankos, Stankos, Pyatt, Wallace	Wallace	0-3	2-3	26-37	Roloson-Montoya	19,204+
75	3/26 @ PHI	W, 5-3	35-33-7	Malone (s), Stankos (p), St. Louis, Wyman, Pyatt	Wyman	1-3	5-6	15-38	Roloson-Bryzgalov	19,590+
76	3/27 @ BOS	L, 5-2	35-34-7	Stankos, Stankos (p)	Pouliot	1-4	5-5	18-38	Thomas-Roloson	17,565+
77	3/29 @ NJD	L, 6-4	35-35-7	Malone, Malone, Malone, Smith	Ponikarovsky	0-3	3-4	20-38	Brodeur-Roloson	15,380
78	3/31 vs. WPG	W, 3-2*	36-35-7	Malone, Malone (p), Stankos (y)	Stankos	1-8	3-3	39-28	Caron-Pavelec	19,204+
79	4/2 vs. WSH	W, 4-2	37-35-7	Purcell (p), Hedman, Stankos, Stankos	Stankos	1-4	2-2	27-33	Roloson-Neuvirth	19,204+
80	4/4 @ MTL	L, 5-2	37-36-7	Lecavalier, Gervais	Cole	0-3	3-4	16-25	Budaj-Caron	21,273+
81	4/5 @ TOR	L, 3-2*	37-36-8	St. Louis, Stankos	Phaneuf (y)	0-0	2-2	37-31	Scrivens-Roloson	19,369+
82	4/7 @ WPG	W, 4-3*	38-36-8	Purcell, Purcell, Stankos, Purcell (y)	Purcell	0-3	2-2	25-31	Roloson-Pavelec	15,004+

\* Overtime  
 \*\* Shootout

+ Sellout (p)  
 + Power Play Goal

(s) Short-handed Goal  
 (x) Shootout Game-Winner

(y) Overtime Game-Winner  
 (EV-PS) Successful Penalty Shot

2010-2011 STATS

2010-2011 INDIVIDUAL SCORING  
(46-25-11, 103 pts., 2nd Southeast Division)

PLAYERS

POS	#	PLAYER	GP	G	A	P	+/-	PIM	PP	SH	GW	OT	S	S%	TOI/G
R	26	Martin St. Louis	82	31	68	99	0	12	4	0	7	1	254	12.2	20:58
C	91	Steven Stamkos	82	45	46	91	3	74	17	0	8	1	272	16.5	20:11
C	4	Vincent Lecavalier	85	25	29	54	-5	43	12	0	5	2	210	11.9	18:27
R	16	Teddy Purcell	81	17	34	51	5	10	3	0	1	0	196	8.7	14:06
L	12	Simon Gagne	63	17	23	40	-12	20	7	0	3	1	154	11.0	16:53
L	6	Ryan Malone	54	14	24	38	-3	51	9	0	1	1	149	9.4	16:01
C	19	Dominic Moore	77	18	14	32	-12	52	6	0	3	0	175	10.3	15:35
R	9	Steve Downie	57	10	22	32	8	171	2	0	1	0	83	12.0	14:31
D	7	Brett Clark	82	9	22	31	2	14	6	0	1	0	87	10.3	18:52
L	10	Sean Bergenheim	80	14	15	29	0	56	2	0	1	0	182	7.7	13:58
D	77	Victor Hedman	79	3	23	26	3	70	0	0	0	0	101	3.0	21:00
C	44	Nate Thompson	79	10	15	25	-6	29	0	1	2	1	123	8.1	15:05
D	13	Pavel Kubina	79	4	19	23	2	62	1	0	2	0	78	5.1	19:13
R	18	Adam Hall	82	7	11	18	-12	32	0	0	1	0	167	4.2	14:50
C	42	Dana Tyrell	78	6	9	15	-5	12	0	0	1	0	73	8.2	12:03
D	8	Randy Jones	61	1	12	13	-4	15	0	0	0	0	52	1.9	17:03
D	39	Mike Lundin	69	1	11	12	-3	12	0	0	0	0	55	1.8	20:24
C	21	Mattias Ritola	31	4	4	8	-5	11	0	0	2	0	42	9.5	10:03
D	47	Marc-Andre Bergeron	23	2	6	8	-10	8	0	0	1	1	37	5.4	14:19
D	5	Mattias Ohlund	72	0	5	5	-7	70	0	0	0	0	39	0.0	18:43
C	49	Blair Jones	18	1	2	3	-2	2	0	0	0	0	20	5.0	8:00
L	24	Johan Harju	10	1	2	3	-2	2	0	0	0	0	14	7.1	8:28
D	2	Eric Brewer	22	1	1	2	5	24	0	0	0	0	24	4.2	21:34
D	48	Michael Vernace	10	0	1	1	-2	2	0	0	0	0	6	0.0	8:42
D	28	Mathieu Roy	4	0	0	0	-2	2	0	0	0	0	1	0.0	4:43
D	32	Matt Smaby	32	0	0	0	2	17	0	0	0	0	9	0.0	6:59
C	43	James Wright	1	0	0	0	-2	0	0	0	0	0	0	0.0	4:36
C	34	Marc-Andre Pouliot	3	0	0	0	-2	0	0	0	0	0	2	0.0	10:46

GOALTENDERS

#	PLAYER	GP	TOI	GAA	W	L	OTL	SA	GA	SV	SV%	SO	G	A	PIM
35	Dwayne Roloson	34	1,992:35	2.56	18	12	4	967	85	882	.912	4	0	1	6
41	Mike Smith	22	1,202:29	2.90	13	6	1	576	58	518	.899	1	0	1	2
30	Cedrick Desjardins	2	120:19	1.00	2	0	0	63	2	61	.968	0	0	0	0

TRADED GOALTENDERS

#	PLAYER	GP	TOI	GAA	W	L	OTL	SA	GA	SV	SV%	SO	G	A	PIM
33	Dan Ellis	31	1,678:42	2.93	13	7	6	741	82	659	.889	2	0	1	0

2010-2011 GAME-BY-GAME RESULTS

#	OPPONENT	RESULT	RECORD	SCORERS	W GOAL	PP	PK	SF - SA	W - L GOALTENDER	ATTEND.
1	10/9 vs. ATL	W, 5-3	1-0-0	Downie (p), Moore, Lecavalier (p), Stamkos, Stamkos	Stamkos	2-5	5-6	36-30	41-50	19,791+
2	10/13 @ MTL	W, 4-3*	2-0-0	Clark (p), St. Louis, Stamkos (p), Malone (y)	Malone	2-6	3-3	48-27	41-31	21,273
3	10/14 @ PHI	W, 3-2	3-0-0	Stamkos, Moore, Kubina	Kubina	0-6	4-4	24-26	33-33	19,592
4	10/16 @ FLA	L, 0-6	3-1-0	-----	Stillman	0-2	3-4	29-38	29-33	17,040
5	10/18 vs. DAL	W, 5-4	4-1-0	Downie (p), Stamkos (p), Bergenheim, Moore (p), Moore (p)	Moore	4-5	5-5	44-19	41-32	13,277
6	10/21 vs. NYI	L, 2-3*	4-1-1	Bergenheim, St. Louis	Moulson	0-4	4-5	30-25	39-33	13,333
7	10/22 @ ATL	W, 5-2	5-1-1	Clark (p), Lecavalier, Stamkos (p), Stamkos, Stamkos	Stamkos	2-6	7-8	33-30	41-50	9,138
8	10/24 vs. NSH	L, 3-4	5-2-1	Bergenheim, St. Louis, Hall	Wilson	0-4	1-1	45-26	33-39	14,454
9	10/27 vs. PIT	W, 5-3	6-2-1	Tyrell, Purcell, Lecavalier (p), St. Louis, St. Louis	St. Louis	1-7	5-5	31-31	33-29	17,266
10	10/30 @ PHX	W, 3-0	7-2-1	Ritola, Hall, Stamkos	Ritola	0-1	2-2	23-23	33-30	8,171
11	11/3 @ ANA	L, 2-3*	7-2-2	B. Jones, Stamkos (p)	Getzlaf	1-4	4-5	34-30	1-33	13,034
12	11/4 @ LAK	L, 0-1	7-3-2	-----	Williams	0-3	4-4	24-26	32-41	18,118
13	11/6 @ SJS	L, 2-5	7-4-2	St. Louis, Stamkos (p)	Heatley	1-4	6-7	35-39	30-41	17,562
14	11/9 vs. TOR	W, 4-0	8-4-2	Stamkos (p), Thompson, Stamkos, Moore	Stamkos	1-2	5-5	25-28	33-35	16,791
15	11/11 @ WAS	L, 3-6	8-5-2	Purcell, Malone (p), Stamkos	Semin	1-4	0-1	41-26	30-33	18,398
16	11/12 @ PIT	L, 1-5	8-6-2	Stamkos (p)	Goligoski	1-8	4-4	16-20	29-41	18,275
17	11/14 vs. MIN	L, 1-4	8-7-2	St. Louis (p)	Madden	1-3	1-3	38-18	32-33	14,868
18	11/17 @ NYI	W, 4-2	9-7-2	Stamkos (p), Clark (p), St. Louis, Thompson	St. Louis	2-4	4-4	40-36	33-30	8,025
19	11/18 @ PHI	W, 8-7	10-7-2	Stamkos (p), Hall, Malone (p), Clark, Stamkos, Downie, Stamkos (p), Thompson	Thompson	3-9	4-4	33-32	41-33	19,672
20	11/20 @ BUF	W, 2-1	11-7-2	Purcell, Hall	Hall	0-3	2-2	22-30	41-40	17,833
21	11/22 vs. BOS	W, 3-1	12-7-2	Tyrell, Stamkos, Purcell	Stamkos	0-3	2-2	36-27	41-40	16,241
22	11/24 vs. NYI	W, 5-3	13-7-2	Malone (p), Malone (p), Stamkos, Clark (p), Hedman	Clark	3-6	3-4	34-20	41-30	17,806
23	11/26 @ WAS	L, 0-6	13-8-2	-----	Carlson	0-5	2-4	17-29	1-41	18,398



#	OPPONENT	RESULT	RECORD	SCORERS	W GOAL	PP	PK	SF-SA	W-L GOALTENDER	ATTEND.
24	11/27 vs. FLA	L, 3-4**	13-8-3	Purcell (p), Tyrell, Bergenheim	Weiss	1-7	4-4	37-27	29-33	15,854
25	11/30 @ TOR	W, 4-3*	14-8-3	Malone (p), St. Louis, St. Louis, Gagne (y)	Gagne	1-5	3-4	39-25	33-50	19,063
26	12/2 @ BOS	L, 1-8	14-9-3	Hedman	Seidenberg	0-1	3-4	38-32	30-41	17,565
27	12/4 vs. COL	W, 6-5	15-9-3	Thompson, St. Louis, Ritola, Gagne (p), Malone (p), Bergenheim	Bergenheim	2-6	3-4	39-24	33-31	18,212
28	12/7 @ CGY	L, 2-4	15-10-3	Harju, Malone	Bourque	0-2	3-4	24-19	34-33	19,289
29	12/10 @ EDM	L, 3-4**	15-10-4	Jones, Malone (p), Stamkos	Eberle	1-5	1-3	41-23	35-33	16,839
30	12/11 @ VAN	W, 5-4*	16-10-4	Thompson, Clark (p), Stamkos, Purcell, Stamkos (p, y)	Stamkos	2-3	2-4	23-27	33-35	18,860
31	12/15 vs. ATL	W, 2-1**	17-10-4	Bergenheim, Hedman (x)	Hedman	0-2	5-5	31-28	41-31	14,441
32	12/18 vs. BUF	W, 3-1	18-10-4	Gagne (p), Stamkos, St. Louis	Stamkos	1-4	5-5	37-23	41-30	17,141
33	12/20 vs. CAR	W, 5-1	19-10-4	Moore, St. Louis, Clark, Stamkos (p), Bergenheim (p)	St. Louis	2-3	4-5	34-22	33-60	17,210
34	12/22 @ NYI	L, 1-2*	19-10-5	Malone (p)	Tavares	1-6	2-2	35-28	30-33	7,324
35	12/23 @ NYR	W, 4-3**	20-10-5	St. Louis, Stamkos, Lecavalier, Malone (x)	Malone	0-1	1-1	24-37	33-30	18,200
36	12/26 @ ATL	W, 3-2*	21-10-5	Stamkos, Lecavalier, Lecavalier (p, y)	Lecavalier	1-6	2-2	34-28	33-31	14,610
37	12/28 vs. BOS	L, 3-4	21-11-5	Stamkos (p), Lecavalier, St. Louis	Recci	1-5	4-6	34-29	30-33	20,204*
38	12/30 vs. MTL	W, 4-1	22-11-5	St. Louis (p), Kubina, Stamkos (EV-PS), Stamkos	Kubina	1-6	5-5	23-28	30-31	20,191*
39	1/1 vs. NYR	W, 2-1*	23-11-5	Tyrell, Thompson (y)	Thompson	0-3	2-2	33-35	30-30	18,242
40	1/4 @ WAS	W, 1-0*	24-11-5	St. Louis (y)	St. Louis	0-3	3-3	38-34	35-1	18,398
41	1/5 @ PIT	L, 1-8	24-12-5	Hall	Canter	0-2	2-4	32-41	29-35	18,261
42	1/8 @ OTT	W, 2-1	25-12-5	Hall, St. Louis	St. Louis	0-5	3-3	27-32	35-30	19,698
43	1/9 @ NJD	L, 3-6	25-13-5	Purcell, Malone (p), Moore	Zubrus	1-4	3-4	36-26	30-33	16,197
44	1/12 vs. WSH	W, 3-0	26-13-5	Moore, Bergenheim, Gagne	Moore	0-6	2-2	38-23	35-1	18,135
45	1/14 vs. NJD	L, 2-5	26-14-5	Stamkos (p), St. Louis	Elias	1-3	1-1	32-25	30-35	18,736
46	1/15 @ CAR	L, 4-6	26-15-5	Stamkos, Lecavalier, Gagne, Gagne	Staal	0-5	2-6	34-31	30-35	18,880
47	1/18 vs. CBJ	W, 3-2**	27-15-5	Stamkos, Stamkos (p), Malone (x)	Malone	1-4	4-4	22-30	35-32	13,291
48	1/20 @ ATL	W, 3-2**	28-15-5	Stamkos, Stamkos, Moore (x)	Moore	0-2	1-2	31-29	35-31	12,314
49	1/21 @ FLA	W, 2-1**	29-15-5	Downie, Moore (x)	Moore	0-1	7-7	21-30	33-29	17,328
50	1/23 vs. ATL	W, 7-1	30-15-5	Thompson (s), Tyrell, Stamkos, St. Louis, Gagne, Kubina, Gagne (p)	Tyrell	1-2	2-2	39-22	35-31	13,916
51	1/25 vs. TOR	W, 2-0	31-15-5	Gagne, Purcell (p)	Gagne	1-5	2-2	31-26	35-34	14,335
52	2/1 vs. PHI	W, 4-0	32-15-5	Purcell, Purcell, Downie, Stamkos	Purcell	0-2	4-4	22-38	35-35	16,835
53	2/4 vs. STL	L, 2-5	32-16-5	Purcell, Clark (p)	Ovechkin	1-4	3-4	25-36	1-35	20,216*
54	2/6 vs. WSH	W, 4-3*	33-16-5	Stamkos, Moore, Downie, Lecavalier (p, y)	Lecavalier	1-5	3-4	40-32	33-29	14,896
55	2/8 vs. BUF	L, 4-7	33-17-5	Bergenheim, Lecavalier, Bergenheim, Lecavalier (p)	Vanek	1-5	4-5	34-28	30-35	14,444
56	2/12 @ CAR	W, 4-3*	34-17-5	Downie, Lecavalier (p), Bergenheim, Bergeron (y)	Bergeron	1-5	6-7	41-34	35-30	19,910*
57	2/15 vs. PHI	L, 3-4**	34-17-6	Moore, Lecavalier (p), Purcell	Timonen	1-4	2-3	27-29	33-35	16,950
58	2/17 vs. DET	L, 2-6	34-18-6	Hedman, Downie	Kronwall	0-5	1-3	40-31	35-35	20,849*
59	2/19 vs. FLA	L, 2-3**	34-18-7	Bergeron, Bergenheim	Santorelli	0-6	1-3	36-26	30-33	18,710
60	2/23 vs. PHX	W, 8-3	35-18-7	Purcell, St. Louis, St. Louis (p), Stamkos (p), Lecavalier (p), Purcell, Purcell, Hall	Stamkos	3-4	2-2	39-28	35-1	15,104
61	2/25 vs. NJD	W, 2-1	36-18-7	St. Louis, Gagne	Gagne	0-2	1-1	30-20	35-1	19,563
62	2/27 @ NYR	W, 2-1	37-18-7	St. Louis, Lecavalier (p)	Lecavalier	1-6	4-4	19-23	35-30	18,200
63	3/2 @ NJD	L, 1-2	37-19-7	Moore (p)	Kovalchuk	1-2	2-2	16-27	30-35	12,857
64	3/3 @ BOS	L, 1-2	37-20-7	Brewer	Lucic	0-4	3-3	28-28	30-41	17,565
65	3/5 vs. MTL	L, 2-4	37-21-7	Moore (p), Lecavalier	Pacioretty	1-6	1-3	45-23	31-35	20,274*
66	3/7 vs. WSH	L, 1-2**	37-21-8	Bergenheim (p)	Ovechkin	1-4	3-3	28-30	70-35	16,835
67	3/9 vs. CHI	W, 4-3**	38-21-8	Stamkos, St. Louis, Purcell, St. Louis (x)	St. Louis	0-2	1-1	30-31	35-30	19,912*
68	3/11 vs. OTT	L, 1-2	38-22-8	St. Louis (p)	Butler	1-5	5-6	35-22	31-35	18,777
69	3/12 @ FLA	L, 3-4*	38-22-9	Stamkos (p), Lecavalier (p), Gagne (p)	Garrison	3-8	4-4	38-27	30-41	16,607
70	3/14 @ TOR	W, 6-2	39-22-9	Thompson, Ritola, Ritola, Lecavalier, Moore, Lundin	Ritola	0-0	3-3	36-32	35-34	19,410
71	3/17 @ MTL	L, 2-3**	39-22-10	Purcell (p), Gagne (p)	Cammalleri	2-5	3-3	37-29	31-35	21,273
72	3/19 @ OTT	L, 2-3*	39-22-11	Lecavalier, Tyrell	Spezza	0-3	2-2	37-34	31-35	18,813
73	3/22 vs. NYI	L, 2-5	39-23-11	Thompson, Moore (p)	Martin	1-7	2-3	38-28	35-35	17,400
74	3/25 vs. CAR	L, 3-4	39-24-11	Gagne (p), Lecavalier, Gagne (p)	Staal	2-5	4-6	21-39	30-35	16,856
75	3/26 @ CAR	W, 4-2	40-24-11	St. Louis, Gagne, Moore (p), Gagne	Moore	1-2	2-3	35-32	41-35	17,264
76	3/29 vs. OTT	W, 5-2	41-24-11	St. Louis, Moore, St. Louis, Moore, Stamkos	St. Louis	0-4	2-2	31-33	35-31	16,626
77	3/31 vs. PIT	W, 2-1	42-24-11	Downie, St. Louis	St. Louis	0-4	5-5	24-37	35-29	20,126*
78	4/2 @ MIN	W, 3-1	43-24-11	Malone, Downie, Bergenheim	Downie	0-4	4-4	23-30	35-32	18,591
79	4/3 @ CHI	W, 2-0	44-24-11	Lecavalier (p), Thompson	Lecavalier	1-5	2-2	15-31	41-50	21,587
80	4/5 @ BUF	L, 2-4	44-25-11	Malone, Lecavalier	Connolly	0-2	2-3	25-24	1-35	18,690
81	4/8 vs. FLA	W, 4-2	45-25-11	Lecavalier (p), Malone, Lecavalier (EV-PS), Kubina (p)	Lecavalier	2-4	5-5	33-25	35-30	20,444*
82	4/9 @ CAR	W, 6-2	46-25-11	Moore, Lecavalier, Stamkos, Clark, Gagne, St. Louis	Stamkos	0-1	6-7	35-44	41-30	17,805

\* Overtime  
 \*\* Shootout

+ Sellout  
 (p) Power Play Goal

(s) Shorthanded Goal  
 (x) Shootout Game-Winner

(y) Overtime Game-Winner  
 (EV-PS) Successful Penalty Shot



2009-2010 STATS

2009-2010 INDIVIDUAL SCORING  
(34-36-12, 80 pts., 4th Southeast Division)

PLAYERS

POS	#	PLAYER	GP	G	A	P	+/-	PIM	PP	SH	GW	OT	S	S%	TOI/6
C	91	Steven Stamkos	82	51	44	95	-2	38	24	1	5	1	297	17.2	20:33
R	26	Martin St. Louis	82	29	65	94	-8	12	7	1	7	2	242	12.0	21:48
C	4	Vincent Lecavalier	82	24	46	70	-16	63	5	0	3	0	295	8.1	19:47
L	12	Ryan Malone	69	21	26	47	-8	68	7	0	7	1	172	12.2	18:45
R	9	Steve Downie	79	22	24	46	14	208	7	0	1	0	116	19.0	14:42
D	6	Kurtis Foster	71	8	34	42	-5	48	3	0	1	0	165	4.8	17:11
L	13	Alex Tanguay	80	10	27	37	-2	32	3	0	2	0	91	11.0	15:47
D	77	Victor Hedman	74	4	16	20	-3	79	0	0	0	0	90	4.4	20:50
D	14	Andrej Meszaros	81	6	11	17	-14	50	2	0	1	1	145	4.1	20:10
R	27	Brandon Bochenski	28	4	9	13	-1	2	1	0	0	0	43	9.3	12:16
D	39	Mike Lundin	49	3	10	13	-4	18	0	0	0	0	42	7.1	21:56
D	5	Mattias Ohlund	67	0	13	13	-8	59	0	0	0	0	71	0.0	22:49
L	19	Stephane Veilleux	77	3	6	9	-14	48	0	0	0	0	94	3.2	12:17
R	16	Teddy Purcell	19	3	6	9	-8	6	1	0	0	0	46	6.5	16:05
C	38	Paul Szczecchura	52	5	2	7	-15	18	1	0	1	0	83	6.0	13:05
L	17	Todd Fedoruk	50	3	3	6	-12	54	0	0	0	0	22	13.6	7:31
C	28	Zenon Konopka	74	2	3	5	-11	265	0	0	1	0	41	4.9	8:08
D	8	Matt Walker	66	2	3	5	-11	90	0	0	0	0	54	3.7	16:09
C	43	James Wright	48	2	3	5	-9	18	0	0	0	0	25	8.0	11:38
C	44	Nate Thompson	32	1	3	4	-3	17	0	0	0	0	44	2.3	13:57
D	21	David Hale	39	0	4	4	-2	25	0	0	0	0	25	0.0	14:03
D	54	Paul Ranger	8	1	1	2	-2	6	0	0	0	0	11	9.1	20:19
D	32	Matt Smaby	33	0	2	2	-4	27	0	0	0	0	17	0.0	13:28
R	37	Mark Parrish	16	0	2	2	-5	4	0	0	0	0	10	0.0	15:10
C	49	Blair Jones	14	0	0	0	-5	10	0	0	0	0	26	0.0	12:50
D	56	Vladimir Mihalik	4	0	0	0	-4	2	0	0	0	0	1	0.0	11:32
D	58	Scott Jackson	1	0	0	0	0	0	0	0	0	0	0	0.0	13:44

TRADED PLAYERS

POS	#	PLAYER	GP	G	A	P	+/-	PIM	PP	SH	GW	OT	S	S%	TOI/6
C	11	Jeff Halpern	55	9	8	17	-13	27	2	0	1	0	65	13.8	15:38
D	2	Lukas Krajicek	23	0	1	1	-4	21	0	0	0	0	17	0.0	17:31
L	16	Drew Miller	14	0	0	0	-3	2	0	0	0	0	10	0.0	12:13

GOALTENDERS

#	PLAYER	GP	TOI	GAA	W	L	OTL	SA	GA	SV	SV%	SO	G	A	PIM
30	Antero Niittymaki	49	2657:11	2.87	21	18	5	1388	127	1261	.909	1	0	1	0
41	Mike Smith	42	2272:33	3.09	13	18	7	1165	117	1048	.900	2	0	0	14
40	Dustin Tokarski	2	44:21	4.09	0	0	0	16	3	13	.813	0	0	0	0

2009-2010 GAME-BY-GAME RESULTS

#	OPPONENT	RESULT	RECORD	SCORERS	W GOAL	PP	PK	SF - SA	W - L GOALTENDER	ATTEND.
1	10/3 @ ATL	L, 3-6	0-1-0	St. Louis, St. Louis (p), Meszaros	Peverley	1-3	2-3	39-28	31-41	18,5454
2	10/6 @ CAR	L, 1-2**	0-1-1	Malone (p)	Samsonov	1-8	4-5	30-28	30-41	16,186
3	10/8 vs. NJD	L, 3-4**	0-1-2	Stamkos, Stamkos (p), Fedoruk	Parise	1-4	1-2	44-34	30-41	17,454
4	10/10 vs. CAR	W, 5-2	1-1-2	Ranger, Malone, Malone, Downie (p), Malone	Malone	1-6	3-5	39-26	30-30	14,212
5	10/12 vs. FLA	W, 3-2	2-1-2	Stamkos (p), St. Louis (p), Malone	Malone	2-6	4-5	31-33	30-29	14,126
6	10/15 @ OTT	L, 1-7	2-2-2	Malone	Michalek	0-6	5-6	17-35	33-41	17,732
7	10/17 @ PIT	L, 1-4	2-3-2	Stamkos (p)	Gonchar	1-7	6-7	23-33	29-30	17,132
8	10/22 vs. SJS	W, 5-2	3-3-2	Wright, Malone, Stamkos, Meszaros, Stamkos	Malone	0-1	2-3	25-34	41-20	13,343
9	10/24 vs. BUF	L, 2-3**	3-3-3	Lecavalier, Stamkos	Myers	0-2	3-3	26-32	30-41	15,804
10	10/29 vs. DTT	W, 5-2	4-3-3	Stamkos (p), Fedoruk, Malone, Stamkos (p), Tanguay	Malone	2-6	3-3	27-23	41-30	13,213
11	10/31 vs. NJD	L, 1-2**	4-3-4	Stamkos	Clarkson	0-3	4-4	19-38	30-30	12,154
12	11/2 @ PHI	L, 2-6	4-4-4	Stamkos, Halpern	Carter	0-2	2-4	28-31	29-41	18,667
13	11/3 @ TOR	W, 2-1*	5-4-4	Lecavalier, Malone (y)	Malone	0-4	7-8	32-41	30-50	19,301
14	11/5 @ OTT	L, 2-3*	5-4-5	Tanguay (p), Stamkos (p)	Spezza	2-7	4-6	20-29	33-30	17,511
15	11/7 @ MTL	W, 3-1	6-4-5	Malone (p), Tanguay, Wright	Tanguay	1-3	0-1	21-37	30-31	21,273
16	11/12 vs. MIN	W, 4-3**	7-4-5	Stamkos (s), Downie, Malone (p), Lecavalier (x)	Lecavalier	1-4	3-4	22-34	30-32	14,530
17	11/14 vs. LAK	L, 1-2**	7-4-6	Malone	Kopitar	0-5	3-4	29-30	32-30	16,512
18	11/16 @ PHX	W, 4-1	8-4-6	Lecavalier, Tanguay (p), St. Louis, Lecavalier	Tanguay	1-6	2-2	19-31	41-1	9,503
19	11/19 @ ANA	L, 3-4*	8-4-7	Halpern, Stamkos, Malone (p)	Niedermayer	1-4	4-7	24-27	1-41	14,555
20	11/21 @ CAR	L, 1-3	8-5-7	St. Louis (p)	Jokinen	1-4	4-5	21-27	34-41	13,224
21	11/22 @ ATL	W, 4-3*	9-5-7	Veilleux, Malone, Foster (p), Stamkos (y)	Stamkos	1-5	3-3	40-31	30-31	13,342
22	11/25 vs. TOR	L, 3-4	9-6-7	Meszaros (p), Lecavalier, Malone	Stajan	1-3	3-3	31-35	50-30	15,333
23	11/27 vs. NYR	W, 5-1	10-6-7	Stamkos, Foster (p), Downie (p), Szczecchura, Foster	Foster	2-2	2-2	31-27	41-30	17,608





#	OPPONENT	RESULT	RECORD	SCORERS	W GOAL	PP	PK	SF-SA	W-L GOALTENDER	ATTEND.
24	11/28 @ DAL	L, 3-4*	10-6-8	Szczechura, Stankos (p), Halpern	Wandell	1-3	3-6	28-38	31-41	17,334
25	11/30 vs. COL	L, 0-3	10-7-8	-----	Duchene	0-7	4-5	33-29	41-30	12,214
26	12/2 @ BOS	L, 1-4	10-8-8	Halpern	Bergeron	0-6	2-3	40-39	30-41	16,553
27	12/4 @ NJD	L, 2-3	10-9-8	Lecavalier, Downie (p)	Langenbrunner	1-4	2-4	24-19	30-30	15,336
28	12/5 vs. NYI	W, 4-0	11-9-8	Malone, Downie (p), Halpern (p), Hedman	Malone	2-3	6-6	25-30	41-30	13,577
29	12/7 vs. WSH	L, 0-3	11-10-8	-----	Ovechkin	0-3	4-5	26-34	1-41	12,400
30	12/9 vs. EDM	L, 2-3	11-11-8	St. Louis, Hedman	Stortini	0-4	4-4	34-32	38-41	13,477
31	12/11 @ COL	L, 1-2**	11-11-9	Downie	Wolski	0-1	3-3	22-34	41-30	12,188
32	12/13 @ CHI	L, 0-4	11-12-9	-----	Kane	0-5	7-7	18-29	31-30	21,081
33	12/15 @ NSH	L, 4-7	11-13-9	Stankos, Lecavalier (p), Foster (p), Lecavalier	Jones	2-4	2-2	34-27	35-41	15,084
34	12/17 @ DET	L, 0-3	11-14-9	-----	Miller	0-5	2-2	30-22	35-41	19,474
35	12/18 @ STL	W, 6-3	12-14-9	St. Louis, Stankos, Foster Halpern, Halpern, Stankos	Stankos	0-4	3-5	24-26	30-50	19,150
36	12/21 vs. NYI	W, 4-2	13-14-9	Stankos, Lecavalier, Malone (p), Malone (p)	Malone	2-4	5-6	28-38	41-30	10,864
37	12/23 vs. PHI	L, 2-5	13-15-9	Konopka, Hedman	Betts	0-3	2-3	33-36	49-41	16,177
38	12/26 vs. ATL	W, 4-3	14-15-9	Downie, Lundin, Tanguay, Malone	Tanguay	0-1	3-3	34-27	41-31	15,437
39	12/28 vs. BOS	W, 2-1	15-15-9	Tanguay, St. Louis (p)	St. Louis	1-5	3-3	39-32	41-30	16,926
40	12/30 vs. MTL	L, 1-2*	15-15-10	Foster	Plekanec	0-2	3-3	35-35	31-41	18,441*
41	1/2 vs. PIT	W, 3-1	16-15-10	St. Louis, Konopka, Downie	Konopka	0-4	4-4	37-26	41-29	20,109*
42	1/6 @ BUF	L, 3-5	16-16-10	St. Louis, Hedman, Lecavalier	Stafford	0-3	2-3	39-35	30-41	18,690
43	1/8 @ NJD	W, 4-2	17-16-10	Downie (p), Bochenski (p), Stankos, Stankos	Stankos	2-5	4-4	14-35	41-30	15,129
44	1/9 @ PHI	L, 1-4	17-17-10	St. Louis	Hartnell	0-5	4-5	18-31	49-30	18,678
45	1/12 vs. WSH	W, 7-4	18-17-10	Lecavalier, Stankos (p), Stankos (p), Veilleux, St. Louis (p), Foster, Halpern (p)	St. Louis	4-7	2-4	36-36	30-60	13,891
46	1/14 vs. FLA	L, 2-3	18-18-10	Halpern, Downie	Olesz	0-1	2-2	30-29	29-30	13,516
47	1/16 @ FLA	L, 2-5	18-19-10	Tanguay, Meszaros (p)	Allen	1-4	1-3	49-23	29-30	15,971
48	1/18 @ CAR	W, 3-2	19-19-10	Malone, Lecavalier (p), Downie	Downie	1-2	4-4	32-22	30-30	16,031
49	1/19 @ NYR	L, 2-8	19-20-10	Lecavalier, Tanguay (p)	Drury	1-5	2-4	23-31	30-30	18,200
50	1/21 vs. TOR	W, 3-2*	20-20-10	Stankos, Malone (p), St. Louis (p, y)	St. Louis	2-7	4-6	32-22	30-50	13,691
51	1/23 vs. ATL	W, 2-1**	21-20-10	Stankos (p), Halpern (x)	Halpern	1-4	6-6	26-38	30-1	16,212
52	1/27 vs. MTL	W, 3-0	22-20-10	St. Louis, Lecavalier, Stankos (p)	St. Louis	1-3	3-3	30-33	30-31	14,404
53	1/29 vs. ANA	L, 1-2**	22-20-11	St. Louis	Wisniewski	0-2	1-2	31-32	1-30	15,230
54	1/31 @ WSH	L, 2-3	22-21-11	St. Louis, Stankos (p)	Ovechkin	1-2	2-3	27-31	60-41	18,277
55	2/2 @ ATL	W, 2-1	23-21-11	Veilleux, St. Louis	St. Louis	0-3	3-3	24-27	30-31	11,390
56	2/4 vs. NYI	W, 5-2	24-21-11	Stankos (p), St. Louis, Lecavalier, Stankos, Tanguay	Lecavalier	1-3	4-4	31-36	30-30	13,891
57	2/6 vs. CGY	W, 2-1*	25-21-11	Stankos, Meszaros (y)	Meszáros	0-5	3-4	23-26	30-34	15,859
58	2/9 vs. VAN	W, 3-1	26-21-11	Stankos (p), St. Louis (s), St. Louis	St. Louis	1-5	4-5	19-40	30-1	14,226
59	2/11 vs. BOS	L, 4-5	26-22-11	St. Louis, St. Louis (p), Downie, Downie	Lucic	1-5	2-3	35-36	40-41	15,826
60	2/13 @ NYI	L, 4-5	26-23-11	Stankos, Lundin, Thompson, Downie	Park	0-5	4-4	42-33	43-30	12,337
61	2/14 @ NYR	L, 2-5	26-24-11	Stankos (p), Downie,	Christensen	1-3	4-4	29-23	30-41	18,200
62	3/2 vs. PHI	L, 2-7	26-25-11	Stankos, Stankos	Gagne	0-7	6-9	38-34	49-30	17,812
63	3/4 @ WSH	L, 4-5	26-26-11	Downie (p), Lecavalier (p), Lecavalier, Stankos	S. Walker	2-5	3-3	29-34	1-41	18,277
64	3/6 vs. ATL	W, 6-2	27-26-11	St. Louis, Stankos (p), Szczechura, Purcell (EV-PS), Lecavalier, Stankos	Szczechura	1-4	5-5	30-31	30-1	19,926
65	3/9 @ MTL	L, 3-5	27-27-11	Stankos (p), Walker, St. Louis	Darche	1-4	1-2	31-28	41-30	21,273
66	3/11 @ TOR	L, 3-4*	27-27-12	Stankos (p), Foster, Downie	Kessel	1-2	2-2	33-38	35-41	19,110
67	3/12 @ WSH	W, 3-2	28-27-12	Bochenski, Walker, Lecavalier	Lecavalier	0-1	2-4	27-30	30-1	18,277
68	3/14 vs. PIT	L, 1-2	28-28-12	Lecavalier	Gonchar	0-3	4-5	22-39	29-30	20,230*
69	3/16 vs. PHX	L, 1-2	28-29-12	Fedoruk	Lombardi	0-4	3-3	28-28	30-30	14,517
70	3/18 vs. BUF	L, 2-6	28-30-12	Downie, Lecavalier (p)	Pominville	1-4	6-7	25-28	30-30	16,868
71	3/20 vs. WSH	L, 1-3	28-31-12	Lecavalier	Ovechkin	0-5	4-4	34-28	60-30	19,844
72	3/21 @ FLA	L, 2-5	28-32-12	Downie, Stankos (p)	Stillman	1-2	4-5	31-40	30-41	14,831
73	3/23 vs. CAR	W, 3-2*	29-32-12	St. Louis, Downie (p), St. Louis (y)	St. Louis	1-3	1-1	27-29	30-34	13,009
74	3/25 @ BOS	W, 5-3	30-32-12	Stankos, St. Louis, Szczechura, Stankos (p), Szczechura (p)	Stankos	2-3	3-3	18-50	30-40	17,565
75	3/27 @ BUF	L, 1-7	30-33-12	Downie	Roy	0-2	1-4	23-26	40-30	18,690
76	3/30 @ CBJ	L, 2-3	30-34-12	Lundin, Lecavalier (p)	Nash	1-4	5-6	18-25	1-30	15,760
77	3/31 @ PIT	W, 2-0	31-34-12	Stankos (p), Downie	Stankos	1-4	4-4	17-27	41-29	17,132
78	4/2 vs. NYR	L, 0-5	31-35-12	-----	Prust	0-4	2-3	30-22	30-41	17,909
79	4/6 vs. CAR	L, 5-8	31-36-12	Stankos, Bochenski, Purcell, Meszaros, Bochenski	Staal	0-3	3-4	37-41	30-41	12,454
80	4/8 vs. OTT	W, 4-3**	32-36-12	St. Louis, Purcell (p), Stankos (p), Purcell (x)	Purcell	2-4	6-9	29-38	41-30	15,876
81	4/10 vs. FLA	W, 4-3**	33-36-12	Stankos (p), Stankos (p), St. Louis	Stankos	2-5	5-6	37-32	30-30	17,050
82	4/11 @ ATL	W, 3-1	34-36-12	Tanguay, Lecavalier, Stankos	Lecavalier	0-5	2-2	31-31	41-30	15,884
82	4/9 @ CAR	W, 6-2	46-25-11	Moore, Lecavalier, Stankos, Clark, Gagne, St. Louis	Stankos	0-1	6-7	35-44	41-30	17,805

\* Overtime  
 \*\* Shootout  
 + Sellout  
 (p) Power Play Goal  
 (s) Shorthanded Goal  
 (x) Shootout Game-Winner  
 (y) Overtime Game-Winner  
 (EV-PS) Successful Penalty Shot



2008-2009 STATS

2008-2009 INDIVIDUAL SCORING  
(24-40-18, 66 pts., 5th Southeast Division)

PLAYERS

POS	#	PLAYER	GP	G	A	P	+/-	PIM	PP	SH	GW	OT	S	S%	TOI/6
R	26	Martin St. Louis	82	30	40	80	4	14	7	2	3	1	262	11.5	21:17
C	4	Vincent Lecavalier	77	29	38	67	-9	54	10	1	6	1	291	10	20:15
C	91	Steven Stamkos	79	23	23	46	-13	39	9	0	1	0	181	12.7	14:56
L	12	Ryan Malone	70	26	19	45	4	98	7	0	3	0	124	21	17:45
C	20	Vaclav Prospal	82	19	26	45	-20	52	7	0	2	0	194	9.8	17:40
D	2	Lukas Krajicek	71	2	17	19	-8	48	0	0	0	0	66	3	19:37
C	11	Jeff Halpern	52	7	9	16	-13	32	1	1	1	0	60	11.7	12:01
R	76	Evgeny Artyukhin	73	6	10	16	1	151	1	0	0	0	100	6	10:40
D	21	Cory Murphy	32	5	11	16	-4	14	4	0	0	0	55	9.1	17:57
D	14	Andrej Meszaros	52	2	14	16	-4	36	1	0	1	0	87	2.3	24:10
L	24	Matt Pettinger	59	8	7	15	-14	24	2	0	1	0	82	9.8	12:18
D	54	Paul Ranger	42	2	11	13	-5	56	0	0	0	0	29	2.9	24:30
R	18	Adam Hall	74	5	5	10	-9	29	1	0	0	0	90	5.6	11:11
C	38	Paul Szczechura	31	4	5	9	-1	12	1	0	0	0	51	7.8	13:33
D	6	Josef Melichar	39	0	9	9	0	37	0	0	0	0	19	0	13:46
D	55	Matt Lashoff	28	0	8	8	-6	20	0	0	0	0	25	0	17:40
L	10	Gary Roberts	30	4	3	7	-11	27	2	0	1	0	32	12.5	11:38
R	9	Steve Downie	29	3	3	6	-2	65	0	0	1	0	26	11.5	8:25
R	17	Radim Vrba	18	3	3	6	-1	8	1	0	0	0	41	7.3	14:13
C	34	Ryan Craig	54	2	4	6	-7	60	0	0	0	0	64	3.1	10:16
R	44	Martins Karsums	24	1	5	6	-8	6	0	0	0	0	28	3.6	11:11
D	22	Marek Malik	42	0	5	5	-3	36	0	0	0	0	22	0	19:09
D	32	Matt Smaby	43	0	4	4	-11	50	0	0	0	0	28	0	19:05
D	29	Janne Niskala	6	1	2	3	0	6	1	0	0	0	10	10	13:42
D	50	Richard Petiot	11	0	3	3	5	21	0	0	0	0	10	0	20:36
D	56	Vladimir Mihalik	11	0	3	3	-3	6	0	0	0	0	7	0	13:23
D	7	Noah Welch	40	1	1	2	-9	25	0	0	0	0	22	4.5	10:56
L	33	David Koci	37	1	1	2	1	141	0	0	0	0	13	7.7	5:57
D	39	Mike Lundin	25	0	2	2	-4	4	0	0	0	0	8	0	16:38
C	28	Zenon Konopka	7	0	1	1	-1	29	0	0	0	0	6	0	7:00
R	27	Brandon Bochenski	7	0	1	1	-3	2	0	0	0	0	11	0	10:47
L	52	Radek Smolenak	6	0	1	1	1	10	0	0	0	0	14	0	8:20
D	51	Kevin Quick	6	0	1	1	0	0	0	0	0	0	7	0	13:23
D	3	Ty Wishgart	5	0	1	1	0	0	0	0	0	0	2	0	10:07
R	53	Brandon Segal	2	0	0	0	0	0	0	0	0	0	2	0	13:47
R	16	Jason Ward	1	0	0	0	0	2	0	0	0	0	1	0	9:31
R	71	Geoff Kinrade	1	0	0	0	-1	0	0	0	0	0	1	0	17:32

TRADED PLAYERS

POS	#	PLAYER	GP	G	A	P	+/-	PIM	PP	SH	GW	OT	S	S%	TOI/6
D	5	Matt Carle	12	1	1	2	1	6	0	0	0	0	13	7.7	21:57
D	44	Steve Eminger	50	4	19	23	-4	36	2	0	0	0	63	6.3	23:33
C	77	Chris Gratton	18	0	2	2	-3	10	0	0	0	0	16	0.0	10:47
D	6	Andrew Hutchinson	2	0	0	0	-5	0	0	0	0	0	2	0.0	14:43
L	36	Jussi Jokinen	46	6	10	16	-8	16	2	0	0	0	64	9.4	15:38
D	55	Shane O'Brien	1	0	0	0	-1	0	0	0	0	0	0	0.0	14:04
R	8	Mark Recchi	62	13	32	45	-15	20	2	0	1	0	97	13.4	16:53

GOALTENDERS

#	PLAYER	GP	TOI	GAA	W	L	OTL	SA	GA	SV	SV%	SO	G	A	PIM
41	Mike Smith	41	2471:21	2.62	14	18	9	1282	198	1174	.916	2	0	1	23
30	Mike McKenna	15	775:51	3.56	4	8	1	406	46	360	.887	1	0	1	0
31	Karri Ramo	24	1311:54	3.66	4	10	7	756	80	676	.894	0	0	1	2
35	Riku Helenius	1	6:52	0	0	0	0	2	0	2	1	0	0	0	0

TRADED GOALTENDERS

#	PLAYER	GP	TOI	GAA	W	L	OTL	SA	GA	SV	SV%	SO	G	A	PIM
37	Ollie Kolzig	8	410:03	3.66	2	4	1	245	25	220	.898	0	0	0	0

2008-2009 GAME-BY-GAME RESULTS

#	OPPONENT	RESULT	RECORD	SCORERS	W GOAL	PP	PK	SF-SA	W-L GOALTENDER	ATTEND.
1	10/4 vs. NYR	1, 1-2	0-1-0	St. Louis	17	0-4	6-7	21-41	30-41	17,085
2	10/5 @ NYR	1, 1-2	0-2-0	Hall	19	1-4	5-5	19-39	30-37	17,085
3	10/11 vs. CAR	1, 3-4*	0-2-1	Recchi, Niskala (p), Lecavalier (p)	12	2-7	7-9	29-46	49-41	18,552
4	10/16 vs. NYI	1, 3-4*	0-2-2	Lecavalier, Prospal (p), Malone	7	1-7	8-0	36-36	35-37	14,420
5	10/18 vs. MIN	1, 0-1**	0-2-3	-----	20	0-3	6-6	32-21	32-41	15,191
6	10/21 vs. ATL	W, 3-2*	1-2-3	Recchi, Prospal, Lecavalier (p)	4	1-5	3-3	38-33	41-32	13,922
7	10/25 vs. SJS	1, 0-3	1-3-3	-----	11	0-2	5-6	45-22	33-41	16,831
8	10/28 @ TOR	W, 3-2	2-3-3	Jokinen, Lecavalier, Lecavalier (p)	4	1-5	4-6	25-39	41-35	19,348
9	10/30 @ BUF	W, 5-2	3-3-3	Stamkos (p), Jokinen, Malone, Ranger, Stamkos	12	1-3	4-5	40-31	37-30	18,690
10	11/01 vs. OTT	W, 3-2**	4-3-3	Lecavalier, Carle, Artyukhin (x)	76	0-4	2-3	34-31	41-31	18,104



#	OPPONENT	RESULT	RECORD	SCORERS	W GOAL	PP	PK	SF-SA	W-L GOALTENDER	ATTEND.
11	11/05 @ NJD	L, 3-4**	4-3-4	Jokinen, Jokinen (p), St. Louis (p)	15	2-3	1-2	27-38	1-41	11,619
12	11/06 @ NYR	L, 2-5	4-4-4	St. Louis, Malone (p)	23	1-3	5-8	38-35	30-41	18,200
13	11/08 @ PHI	W, 2-1	5-4-4	Jokinen, Prospal	20	0-5	4-5	22-36	41-43	19,412
14	11/10 @ WSH	L, 2-4	5-5-4	Roberts (p), Roberts (p)	16	2-5	3-3	36-30	1-37	17,932
15	11/12 @ FLA	L, 0-4	5-6-4	-----	24	0-5	4-6	24-31	31-41	12,104
16	11/13 vs. DET	L, 3-4	5-7-4	Recchi, Jokinen (p), Pettinger	40	1-4	3-5	18-39	30-37	20,544+
17	11/16 @ CAR	L, 2-3**	5-7-5	St. Louis, Lecavalier (p)	15	1-5	5-5	28-30	31-41	13,781
18	11/18 vs. FLA	L, 3-4**	5-7-6	Vrbata, Artukhkin, Eminger	16	0-2	3-5	52-36	29-41	16,176
19	11/21 vs. NSH	W, 4-1	6-7-6	Lecavalier (p), Lecavalier, Recchi, Prospal	4	1-6	7-7	24-35	41-39	16,444
20	11/23 vs. NJD	L, 3-7	6-8-6	Vrbata, St. Louis, Malone (EV-PS)	14	0-4	2-2	29-45	35-37	14,222
21	11/26 vs. NYR	L, 2-3**	6-8-7	Malone (p), Recchi	91	1-6	5-6	29-35	30-41	16,991
22	11/28 @ MIN	L, 2-4	6-9-7	Vrbata (p), Malone	9	1-5	3-3	37-33	32-41	18,568
23	11/29 @ COL	L, 3-4	6-10-7	Lecavalier, Malone (p), Stamkos (p)	54	2-6	3-4	20-31	1-41	18,007
24	12/02 @ PHI	L, 3-4*	6-10-8	Recchi (p), Prospal (p), Downie	18	2-6	2-5	38-32	43-41	19,227
25	12/04 vs. BOS	L, 1-3	6-11-8	St. Louis	46	0-3	1-1	31-26	30-41	15,598
26	12/06 vs. BUF	L, 3-4	6-12-8	St. Louis, Ranger, Prospal	27	0-6	6-6	23-27	30-41	17,154
27	12/08 @ BOS	L, 3-5	6-13-8	Hall, Lecavalier, Szczechura	33	0-4	4-6	29-24	30-41	16,973
28	12/10 @ BUF	L, 2-4	6-14-8	St. Louis, Recchi	9	0-4	4-6	28-37	30-41	18,431
29	12/11 @ MTL	W, 3-1	7-14-8	St. Louis, Lecavalier, St. Louis (s)	4	0-4	5-6	22-32	37-41	21,273
30	12/13 @ OTT	L, 0-2	7-15-8	-----	45	0-5	7-8	24-33	29-41	18,446
31	12/18 vs. COL	L, 1-2**	7-15-9	Halpern	23	0-1	5-5	38-35	1-41	16,333
32	12/20 @ ATL	L, 3-4	7-16-9	St. Louis (p), Hall, St. Louis (p)	42	2-6	3-4	39-30	32-41	14,395
33	12/23 @ PIT	W, 2-0	8-16-9	Pettinger, Szczechura (p)	24	1-3	3-3	29-15	41-29	17,064
34	12/26 @ FLA	W, 4-3**	9-16-9	Eminger, Recchi, Artukhkin, Malone (x)	12	0-5	4-5	35-28	41-31	16,961
35	12/27 vs. FLA	W, 6-4	10-16-9	Stamkos, Artukhkin (p)	12	1-6	6-8	42-29	41-29	18,226
36	12/30 vs. MTL	L, 1-2**	10-16-10	Prospal (p)	40	1-5	6-6	22-30	31-41	20,454+
37	01/01 @ WSH	L, 4-7	10-17-10	Lecavalier, Malone, Hall (s), Lecavalier	17	0-3	2-2	27-35	1-41	18,277
38	01/03 vs. CAR	L, 2-3	10-18-10	Craig, Lecavalier	25	0-2	3-3	19-28	30-41	15,873
39	01/04 @ ATL	W, 4-1	11-18-10	Eminger (p), St. Louis, Prospal (p), Halpern	26	1-4	2-2	35-28	41-32	10,750
40	01/08 @ PHX	L, 2-3	11-19-10	Meszáros, Halpern (p)	91	2-2	2-3	24-27	30-41	13,736
41	01/09 @ ANA	W, 4-3	12-19-10	St. Louis (s), Prospal, Malone (p), Malone	12	1-3	3-4	19-32	31-31	17,174
42	01/12 @ LAK	W, 3-1	13-19-10	Artukhkin, Recchi, Lecavalier	8	0-4	4-4	22-30	41-31	16,511
43	01/13 @ SJS	L, 1-7	13-20-10	Stamkos	19	0-2	5-8	25-42	20-31	17,496
44	01/15 vs. PHI	W, 4-1	14-20-10	St. Louis, Meszaros (p), Craig, Lecavalier (EV-PS)	14	1-4	2-3	44-32	41-43	15,804
45	01/17 vs. FLA	L, 3-4	14-21-10	Lecavalier, Prospal (p), Malone	4	1-4	0-2	33-21	29-41	17,217
46	01/19 vs. DAL	W, 4-2	15-21-10	Lecavalier (s), Stamkos, Lecavalier (p), Prospal	4	1-2	6-7	20-25	41-35	13,991
47	01/21 vs. BUF	W, 5-3	16-21-10	Eminger (p), Downie, Krajicek, Halpern, Murphy (p)	11	2-4	3-5	26-34	41-30	15,611
48	01/27 vs. MTL	W, 5-3	17-21-10	Malone, Lecavalier (p), Prospal, Downie, St. Louis (p)	9	2-7	4-4	24-34	41-31	15,512
49	01/29 @ CAR	L, 2-3	17-22-10	Recchi, Malone	12	0-3	5-5	29-31	41-30	16,405
50	01/30 vs. PHI	L, 1-6	17-23-10	Prospal (p)	6	1-9	4-5	42-32	30-41	18,120
51	02/03 @ NYI	L, 1-3	17-24-10	Lecavalier (p)	2	1-6	5-6	30-27	34-31	9,808
52	02/04 @ PIT	L, 3-4*	17-24-11	Malone, St. Louis, Lecavalier	71	0-3	6-7	24-35	29-30	16,977
53	02/07 vs. NYI	W, 1-0	18-24-11	Roberts	10	0-4	4-4	28-28	30-34	14,810
54	02/10 vs. ATL	L, 1-3	18-25-11	Downie	13	0-5	3-3	41-22	32-30	13,490
55	02/12 vs. TOR	W, 6-4	19-25-11	Malone, Malone, Recchi (p), St. Louis (p), Stamkos (p)	91	3-4	1-2	31-25	30-31	16,526
56	02/14 vs. WSH	L, 1-5	19-26-11	Malone	8	0-3	3-4	32-32	30-30	17,249
57	02/17 vs. CHI	L, 3-5	19-27-11	Stamkos, Stamkos (p), Stamkos (p)	36	2-6	3-5	23-49	38-31	15,431
58	02/19 vs. NJD	L, 2-3**	19-27-12	Malone, Malone	26	0-4	2-4	41-40	1-31	14,408
59	02/20 @ ATL	L, 1-4	19-28-12	Prospal	36	0-3	2-6	13-41	30-30	17,711
60	02/20 vs. BOS	W, 4-3	20-28-12	Halpern, Hall, Recchi, Prospal (p)	20	1-6	3-4	18-43	31-35	18,454
61	02/24 @ EDM	L, 3-5	20-29-12	Murphy (p), Stamkos, Murphy	44	1-3	6-6	29-45	35-31	16,839
62	02/27 @ VAN	L, 1-2	20-30-12	Stamkos	18	0-1	4-5	21-25	1-31	18,830
63	03/01 @ CGY	W, 8-6	21-30-12	Artukhkin, St. Louis, Lecavalier, Stamkos, Prospal (p), Malone (p), Lecavalier (p), St. Louis	4	3-5	0-3	32-39	30-1	19,289
64	03/03 vs. PIT	L, 1-3	21-31-12	Prospal	14	0-1	2-3	33-33	29-31	19,908+
65	03/06 vs. STL	L, 3-4*	21-31-13	St. Louis (p), Pettinger, Stamkos	22	1-3	4-5	23-36	50-31	13,831
66	03/07 vs. CAR	L, 3-9	21-32-13	St. Louis, Lecavalier, Malone	77	0-4	3-5	25-37	30-31	15,692
67	03/11 @ OTT	L, 2-3*	21-32-14	Murphy (p), Hall (p)	12	2-5	5-6	24-27	30-31	19,231
68	03/12 @ TOR	W, 4-1	22-32-14	Pettinger, St. Louis, Malone (p), Szczechura	26	1-4	3-3	30-21	31-29	19,209
69	03/14 @ FLA	W, 4-3**	23-32-14	Murphy (p), St. Louis, Halpern, Stamkos (x)	91	1-4	2-3	27-37	31-29	17,734
70	03/17 vs. TOR	L, 3-4**	23-32-15	Lecavalier (p), Stamkos (p), Pettinger	29	2-6	5-5	22-39	31-31	18,793
71	03/19 vs. WSH	L, 2-5	23-33-15	Stamkos (p), St. Louis	35	1-4	3-4	28-30	40-30	16,541
72	03/21 vs. ATL	L, 3-4**	23-33-16	Stamkos, Stamkos (p), Prospal (p)	13	2-5	4-6	29-36	1-31	15,391
73	03/24 vs. CBJ	W, 2-1*	24-33-16	Malone (p), St. Louis	26	1-1	3-3	17-34	30-1	14,454
74	03/26 @ MTL	L, 2-3*	24-33-17	Koci, Krajacek	11	0-1	7-8	19-36	31-31	21,273
75	03/27 @ WSH	L, 3-5	24-34-17	St. Louis, Stamkos, Prospal	2	0-4	6-9	36-39	60-30	18,277
76	03/29 vs. OTT	L, 0-3	24-35-17	-----	15	0-4	3-5	20-29	30-31	16,427
77	03/31 @ BOS	L, 1-3	24-36-17	Stamkos	33	0-5	4-6	25-39	35-30	16,996
78	04/03 @ NJD	L, 3-4*	24-36-18	Artukhkin, Stamkos (p), Malone	9	1-2	2-3	22-39	30-31	17,625
79	04/04 @ NYI	L, 1-3	24-37-18	Pettinger (p)	24	1-3	3-5	30-21	34-30	12,809
80	04/07 vs. PIT	L, 4-6	24-38-18	Halpern (s), St. Louis, Szczechura, Halpern	26	0-7	3-5	37-31	29-31	19,538
81	04/09 vs. WSH	L, 2-4	24-39-18	Stamkos, Pettinger	39	0-5	4-5	24-33	60-31	18,891
82	04/11 vs. ATL	L, 2-6	24-40-18	Pettinger (p), Stamkos	17	1-5	5-7	35-26	32-30	17,122

\* Overtime  
 \*\* Shootout  
 + Sellout  
 (p) Power Play Goal  
 (s) Shorthanded Goal  
 (x) Shootout Game-Winner  
 (y) Overtime Game-Winner  
 (EV-PS) Successful Penalty Shot



2007-2008 STATS

2007-2008 INDIVIDUAL SCORING  
(31-42-9, 71 pts., 5th Southeast Division)

PLAYERS

POS	#	PLAYER	GP	G	A	P	+/-	PIM	PP	SH	GW	OT	S	%	TOI/6
C	4	Vincent Lecavalier	81	40	52	92	-17	89	10	1	7	0	318	12.6	22:57
R	26	Martin St. Louis	82	25	58	83	-23	26	10	2	5	0	241	10.4	24:17
C	11	Jeff Halpern	83	20	22	42	0	54	4	1	2	0	132	15.2	16:46
L	10	Jussi Jokinen	72	16	26	42	-14	18	6	0	2	0	131	12.2	14:27
R	7	Michel Ouellet	64	17	19	36	11	12	5	0	0	0	132	12.9	13:37
D	54	Paul Ranger	72	10	21	31	-13	56	0	1	0	0	105	9.5	25:13
D	71	Filip Kuba	75	6	25	31	-8	40	2	0	0	0	113	5.3	24:57
D	22	Dan Boyle	37	4	21	25	-29	57	2	0	1	1	74	5.4	27:24
L	21	Mathieu Darche	73	7	15	22	-14	20	1	1	0	0	120	5.8	14:25
C	77	Chris Gratton	60	10	11	21	-7	77	1	0	1	0	92	10.9	12:42
D	55	Shane O'Brien	77	4	17	21	-2	154	0	0	1	0	69	5.8	21:13
R	16	Jason Ward	79	8	6	14	-18	42	1	1	0	0	85	9.4	12:32
C	29	Craig MacDonald	65	2	9	11	-10	16	0	0	0	0	84	2.4	10:52
C	74	Nick Tarnasky	80	6	4	10	-15	78	1	0	1	0	91	6.6	8:14
R	36	Andre Roy	63	4	3	7	-1	108	0	0	0	0	38	10.5	5:27
D	37	Brad Lukowich	59	1	6	7	-15	20	0	0	0	0	28	3.6	16:36
D	2	Alexandre Picard	24	3	3	6	-12	10	1	0	1	0	24	12.5	20:25
D	39	Mike Lundin	81	0	6	6	3	16	0	0	0	0	33	0	13:47
C	24	Andreas Karlsson	58	2	2	4	-7	10	0	0	1	0	31	6.5	9:39
D	3	Doug Janik	61	1	3	4	-3	45	0	0	0	0	23	4.3	9:19
R	42	Junior Lessard	21	1	1	2	-6	11	0	0	0	0	21	4.8	9:52
C	34	Ryan Craig	7	1	1	2	-1	0	1	0	0	0	8	12.5	13:03
R	56	Kyle Wanvig	7	1	0	1	-1	7	0	0	1	0	10	10	10:09
D	32	Matt Smaby	14	0	0	0	-6	12	0	0	0	0	7	0	12:08
L	61	Karl Stewart	9	0	0	0	-2	2	0	0	0	0	2	0	4:06
D	38	Jay Leach	2	0	0	0	-1	0	0	0	0	0	0	0	4:37
C	49	Blair Jones	4	0	0	0	0	0	0	0	0	0	1	0	1:55

TRADED PLAYERS

POS	#	PLAYER	GP	G	A	P	+/-	PIM	PP	SH	GW	S	%	TOI/6
L	17	Jan Hlavac	62	9	13	22	-10	32	0	0	0	123	7.3	14:45
D	2	Dan Jancevski	2	0	0	0	-1	2	0	0	0	0	0.0	2:22
L	20	Vaclav Prospal	62	29	28	57	-7	39	9	0	4	175	16.6	19:59
C	19	Brad Richards	62	18	33	51	-25	15	9	1	4	228	7.9	24:16

GOALTENDERS

#	PLAYER	GP	TOI	GAA	W	L	OTL	SA	GA	SV	SV%	SO	G	A	PIM
41	Mike Smith	34	1,945:41	2.59	15	19	0	848	84	764	0.901	3	0	1	12
31	Karri Ramo	22	1,268:43	3.03	7	11	3	632	64	568	0.899	0	0	1	4
30	Marc Denis	10	414:56	4.05	1	5	0	199	28	171	0.859	0	0	0	2

TRADED GOALTENDERS

#	PLAYER	GP	TOI	GAA	W	L	OTL	SA	GA	SV	SV%	SO	G	A	PIM
40	Johan Holmqvist	45	2469:14	3.01	20	16	6	1129	124	1005	.890	2	0	1	0

2007-2008 GAME-BY-GAME RESULTS

#	OPPONENT	RESULT	RECORD	SCORERS	W GOAL	PP	PK	SF-SA	W-L GOALTENDER	ATTEND.
1	10/4 vs. NJ	W, 3-1	1-0-0	Lecavalier, Lecavalier, Prospal	4	0-3	4-5	24-27	40-30	19,454
2	10/6 vs. ATL	W, 5-2	2-0-0	Prospal, Prospal(p), Richards(s), Lecavalier, Richards(p)	19	2-6	3-4	34-15	40-1	19,220
3	10/10 vs. FLA	W, 2-1	3-0-0	Gratton, Gratton(p)	77	1-5	5-5	23-31	40-31	18,540
4	10/13 @ FLA	L, 4-6	3-1-0	Roy, Prospal(p), Prospal, Hlavac	15	1-8	5-8	44-28	29-30	15,801
5	10/18 @ BOS	L, 1-4	3-2-0	Richards	16	0-2	0-0	36-24	30-40	16,363
6	10/20 vs. ATL	W, 6-2	4-2-0	Prospal, Gratton, Lecavalier, St. Louis(p), Darche, Prospal(p)	4	2-5	2-2	30-20	40-1	19,420
7	10/24 @ WSH	L, 3-5	4-3-0	Ward, Ranger(s), St. Louis	17	0-3	4-4	29-29	37-30	10,226
8	10/25 vs. PHI	W, 5-2	5-3-0	Ward, Richards(p), Prospal(p), Ouellet, Richards	20	2-4	5-5	26-23	40-30	18,616
9	10/27 vs. BUF	L, 3-4*	5-3-1	Prospal, Ouellet, Lecavalier(p)	26	1-4	2-3	34-26	30-40	19,804+
10	10/29 @ NYR	L, 1-3	5-4-1	Lecavalier	14	0-4	5-7	22-35	30-40	18,200
11	10/31 @ NJ	L, 1-6	5-5-1	Lecavalier(p)	20	1-3	3-4	22-30	30-40	13,218
12	11/1 @ NYI	L, 0-4	5-6-1	-----	13	0-3	4-4	28-32	39-30	11,008
13	11/3 vs. ATL	L, 4-6	5-7-1	O'Brien, O'Brien, Ouellet(p), Richards(p)	9	2-4	2-3	34-22	33-40	19,155
14	11/5 @ FLA	L, 3-4	5-8-1	St. Louis(p), Lukowich, Ouellet	10	1-3	3-5	27-30	29-40	10,149





#	OPPONENT	RESULT	RECORD	SCORERS	W GOAL	PP	PK	SF-SA	W-L GOALTENDER	ATTEND.
15	11/7 vs. FLA	W, 3-1	6-8-1	Hlavac, St. Louis, Lecavalier	26	0-6	2-2	34-23	40-29	16,526
16	11/8 @ CAR	W, 5-4*	7-8-1	Lecavalier, O'Brien, Kuba, O'Brien, Prospal(p)	55	1-4	3-3	31-41	40-30	14,017
17	11/10 @ WSH	W, 5-2	8-8-1	Kuba(p), Prospal, St. Louis, Craig(p), Ranger	26	2-4	2-2	34-25	40-37	14,617
18	11/14 vs. CAR	W, 6-1	9-8-1	Ranger, Lecavalier, St. Louis, Lecavalier, Prospal, Lecavalier(s)	4	0-4	5-6	28-29	40-47	17,444
19	11/16 vs. WSH	W, 5-2	10-8-1	Lecavalier(p), Hlavac, Richards(p), Ranger, St. Louis	19	2-4	4-4	24-30	40-1	19,526
20	11/19 @ ATL	L, 3-4**	10-8-2	Hlavac, Lecavalier, St. Louis	12	0-3	4-6	20-24	1-40	13,419
21	11/21 vs. NYR	L, 1-2	10-9-2	Ouellet	28	0-4	2-2	33-29	30-40	20,110*
22	11/23 @ CAR	L, 3-4	10-10-2	Ranger, Prospal, Lecavalier	2	0-2	4-4	28-22	30-40	18,033
23	11/24 vs. NJ	L, 2-3	10-11-2	Lecavalier, Ward(p)	23	1-4	3-4	36-21	30-40	19,077
24	11/28 @ CHI	L, 1-5	10-12-2	Tarnasky(p)	52	1-4	5-6	22-17	39-40	11,122
25	11/29 @ DET	L, 2-4	10-13-2	Richards, Darche	82	0-3	1-2	23-39	30-30	17,001
26	12/1 vs. BOS	W, 4-1	11-13-2	Lecavalier, Lecavalier(p), Darche, St. Louis	4	1-3	3-4	28-29	40-30	18,444
27	12/4 vs. OTT	W, 4-3**	12-13-2	Darche, Gratton, Kuba, Prospal(x)	20	0-5	4-5	28-29	40-1	17,540
28	12/6 vs. CAR	W, 2-4	13-13-2	Lecavalier(p), St. Louis(p)	26	2-5	5-5	32-24	40-30	16,674
29	12/8 vs. NYI	L, 2-3*	13-13-3	Richards(p), Richards(p)	18	2-7	7-8	34-33	39-40	18,319
30	12/10 @ TOR	L, 1-6	13-14-3	Ouellet	13	0-5	1-3	27-29	35-40	19,454
31	12/11 @ MTL	W, 3-2**	14-14-3	Lecavalier(p), Roy, Richards(x)	19	1-5	2-3	31-30	30-31	21,273
32	12/13 vs. CGY	L, 6-9	14-15-3	Lecavalier, Roy, St. Louis(s), Prospal, St. Louis(p), Richards(p)	12	2-5	2-4	31-32	34-30	19,026
33	12/15 vs. WSH	L, 2-3	14-16-3	Ranger, Lecavalier	2	0-4	4-5	25-32	1-40	18,367
34	12/18 @ ATL	L, 2-6	14-17-3	Ward(s), Prospal(p)	13	1-4	1-1	34-24	32-40	14,060
35	12/20 vs. TOR	W, 2-1	15-17-3	Ward, Lecavalier, Ward	4	0-3	3-3	21-32	31-35	19,131
36	12/22 vs. CAR	L, 1-4	15-18-3	St. Louis	13	0-2	3-3	30-37	30-31	18,765
37	12/26 @ WSH	L, 2-3	15-19-3	Lecavalier, Lecavalier	10	0-1	4-4	20-32	37-31	15,035
38	12/27 vs. MTL	L, 2-5	15-20-3	Prospal, Hlavac	27	0-1	4-5	30-29	39-40	20,294*
39	12/29 vs. PHI	L, 2-4	15-21-3	Lecavalier(p), Prospal	19	1-5	4-5	33-22	43-31	20,124*
40	1/1 @ TOR	L, 3-4**	15-21-4	Karlsson, St. Louis, Ranger	13	0-5	2-2	33-29	30-31	19,347
41	1/3 @ MTL	L, 3-6	15-22-4	Lecavalier, St. Louis(p), Prospal	46	1-5	4-6	33-30	39-31	21,273
42	1/5 @ OTT	L, 3-4*	15-22-5	St. Louis, Lecavalier, Hlavac	12	0-0	2-2	19-27	1-40	20,108
43	1/8 @ NYR	W, 5-3	16-22-5	Janik, Gratton, Gratton, Prospal, St. Louis	20	0-2	4-6	26-34	31-30	18,200
44	1/10 vs. PIT	L, 1-4	16-23-5	Ranger	11	0-4	1-2	36-29	35-31	20,426*
45	1/12 @ FLA	W, 5-3	17-23-5	Tarnasky, Hlavac, Tarnasky, Richards(p), Richards	19	1-3	1-1	25-30	40-29	16,578
46	1/15 vs. COL	L, 0-3	17-24-5	-----	6	0-2	1-3	32-25	60-31	17,222
47	1/18 @ PIT	W, 3-0	18-24-5	Wanvig, Gratton, Roy	46	0-4	4-4	34-27	40-35	17,132
48	1/19 @ OTT	W, 2-0	19-24-5	St. Louis(p), Lecavalier	26	1-2	4-4	26-25	40-1	20,091
49	1/22 vs. EDM	W, 4-3	20-24-5	Richards, MacDonald, St. Louis(s), Lecavalier(p)	4	1-4	2-3	22-28	40-35	16,799
50	1/24 vs. OTT	L, 4-8	20-25-5	Boyle, Tarnasky, MacDonald, Boyle	20	0-3	1-2	25-26	29-31	16,346
51	1/29 vs. BUF	L, 2-4	20-26-5	Richards(p), Prospal(p)	21	2-4	3-3	25-26	30-40	18,920
52	1/31 vs. VAN	W, 4-3	21-26-5	Prospal(p), Gratton, Lecavalier, Richards	19	1-2	3-4	27-26	31-1	17,019
53	2/2 vs. FLA	L, 2-3	21-27-5	Gratton, Prospal	20	0-4	4-5	46-32	29-31	19,977*
54	2/5 @ STL	W, 5-4	22-27-5	Ranger, St. Louis(p), Ward, Ranger, Tarnasky	74	1-1	1-2	24-25	40-34	17,150
55	2/7 @ NSH	W, 2-1*	23-27-5	Richards, Prospal	20	0-1	2-2	25-19	40-39	13,959
56	2/9 @ ATL	L, 1-2*	23-27-6	Lecavalier	77	0-1	2-2	28-22	32-40	18,879
57	2/12 vs. MTL	W, 3-2	24-27-6	Ouellet, Prospal, Prospal	20	0-2	2-3	36-21	31-39	17,420
58	2/14 @ PHI	W, 5-3	25-27-6	Prospal, Boyle(p), Hlavac, St. Louis, Ward	26	1-5	1-1	28-30	40-43	19,336
59	2/16 vs. WSH	L, 2-3	25-28-6	Prospal, Hlavac	28	0-1	3-4	41-35	37-40	20,454*
60	2/20 @ BUF	L, 3-4*	25-28-7	Gratton, Richards, Prospal	26	0-2	5-6	25-46	30-40	18,690
61	2/21 @ NYI	L, 0-1	25-29-7	-----	81	0-3	4-4	32-28	39-31	12,382
62	2/23 vs. BOS	L, 3-5	25-30-7	Darche(s), Ouellet, Prospal(p)	27	1-7	4-6	28-28	29-40	20,519*
63	2/27 vs. MIN	L, 2-3	25-31-7	Ouellet(p), Halpern	12	1-7	0-2	33-27	32-41	17,211
64	2/29 vs. TOR	W, 3-2*	26-31-7	Ouellet(p), Picard(p), Boyle(p)	22	3-4	2-2	27-25	41-35	20,641*
65	3/1 @ CAR	L, 1-5	26-32-7	Halpern	77	0-1	5-6	23-33	30-41	16,831
66	3/4 vs. PIT	L, 0-2	26-33-7	-----	25	0-1	3-3	35-23	29-41	19,206
67	3/6 @ PHI	L, 2-3	26-34-7	Jokinen, Ouellet	17	0-2	5-5	20-25	43-41	19,217
68	3/7 @ NJ	L, 1-2*	26-34-8	Ouellet(p)	26	1-3	5-5	22-33	30-31	15,670
69	3/9 @ CBJ	L, 3-5	26-35-8	Halpern, St. Louis, Lecavalier	25	0-7	3-4	27-25	31-41	14,796
70	3/11 vs. NYI	W, 8-4	27-35-8	Ouellet(p), Lecavalier(p), Halpern, Tarnasky, Lecavalier, Lecavalier, Ouellet, Ward	4	2-5	3-4	44-24	31-39	19,111
71	3/13 @ BOS	W, 3-1	28-35-8	Halpern(p), Karlsson, Lecavalier	24	1-1	3-3	26-36	41-30	13,373
72	3/15 vs. NYR	W, 3-0	29-35-8	Picard, St. Louis(p), Ouellet	2	1-5	3-3	30-20	41-30	20,926*
73	3/19 @ BUF	L, 4-7	29-36-8	Halpern, St. Louis(p), Lecavalier, Lecavalier	26	1-2	3-3	19-32	30-31	18,690
74	3/20 @ PIT	L, 2-4	29-37-8	Lecavalier(p), Kuba(p)	11	2-5	2-2	21-23	29-41	17,044
75	3/22 @ FLA	L, 2-4	29-38-8	Lessard, Darche	12	0-5	2-4	37-26	29-41	18,502
76	3/25 vs. FLA	W, 3-1	30-38-8	Ouellet, Halpern, Kuba	11	0-1	3-3	26-35	31-29	16,110
77	3/27 vs. WSH	L, 3-4*	30-38-9	Halpern(p), Picard, Ouellet	43	1-2	3-3	26-32	38-31	17,777
78	3/29 vs. CAR	W, 2-1	31-38-9	Jokinen(p), Halpern	11	1-6	7-7	21-39	31-30	19,311
79	3/31 vs. ATL	L, 0-2	31-39-9	-----	17	0-6	2-2	36-24	32-41	17,441
80	4/2 @ CAR	L, 2-6	31-40-9	St. Louis(p), Halpern(p)	59	2-6	4-6	25-32	30-41	17,644
81	4/3 @ WSH	L, 1-4	31-41-9	Kuba	8	0-4	6-7	19-40	38-31	18,277
82	4/5 @ ATL	L, 1-4	31-42-9	Darche(p)	19	1-2	3-3	31-24	32-41	18,732

\* Overtime  
 \*\* Shootout  
 + Sellout  
 (p) Power Play Goal  
 (s) Shorthanded Goal  
 (x) Shootout Game-Winner  
 (y) Overtime Game-Winner  
 (EV-PS) Successful Penalty Shot



2006-2007 STATS

2006-2007 INDIVIDUAL SCORING  
(44-33-5, 93 pts., 2nd Southeast Division, Conf. Quarterfinals)

PLAYERS

POS	#	PLAYER	GP	G	A	PTS	+/-	PIM	PP	SH	GW	OT	S	%
C	4	Vincent Lecavalier	82	52	56	108	2	44	16	5	7	1	339	15.3
R	26	Martin St. Louis	82	43	59	102	7	28	14	5	7	2	273	15.8
C	19	Brad Richards	82	25	45	70	-19	23	12	1	3	0	272	9.2
D	22	Dan Boyle	82	20	43	63	-5	62	10	1	4	1	203	9.9
C	20	Vaclav Prospal	82	14	41	55	-24	36	2	0	1	0	219	6.4
D	71	Filip Kuba	81	15	22	37	-9	36	5	1	2	1	106	14.2
C	9	Eric Perrin	82	13	23	36	-7	30	2	1	0	0	151	8.6
L	17	Ruslan Fedotenko	80	12	20	32	-3	52	2	0	1	0	154	7.8
D	54	Paul Ranger	72	4	24	28	5	42	0	0	2	0	90	4.4
C	34	Ryan Craig	72	14	13	27	-11	55	4	0	2	0	130	10.8
R	16	Jason Ward	70	8	11	19	-15	40	0	1	1	0	108	7.4
D	55	Shane O'Brien	80	2	14	16	-3	176	1	0	2	0	72	2.8
D	21	Cory Sarich	82	0	15	15	-6	70	0	0	0	0	64	0
D	3	Doug Janik	75	2	9	11	-11	53	0	0	0	0	49	4.1
C	74	Nick Tarnasky	77	5	4	9	-6	80	0	0	1	0	41	12.2
C	24	Andreas Karlsson	53	3	6	9	-4	12	0	0	1	0	25	12
D	44	Nolan Pratt	81	1	7	8	0	44	0	0	0	0	30	3.3
C	27	Tim Taylor	71	1	5	6	-5	16	0	0	1	0	59	1.7
L	61	Karl Stewart	47	2	3	5	-5	47	0	1	0	0	21	9.5
C	49	Blair Jones	20	1	2	3	0	2	0	0	0	0	6	16.7
R	36	Andre Roy	56	1	2	3	-4	128	0	0	0	0	15	6.7
D	7	Luke Richardson	27	0	3	3	3	16	0	0	0	0	3	0
R	56	Kyle Wanvig	4	0	0	0	0	0	0	0	0	0	0	0

TRADED PLAYERS

POS	#	PLAYER	GP	G	A	P	+/-	PIM	PP	SH	GW	S	S%	TOI/G
L	29	Dmitri Afanasev	33	3	3	6	-6	8	0	0	0	0	31	9.7

GOALTENDERS

#	GOALTENDER	GP	TOI	GAA	W	L	OT	EN	SO	GA	SVS	SV%
40	Johan Holmqvist	48	2548	2.85	27	15	3	4	1	121	1013	0.893
30	Marc Denis	44	2353	3.19	17	18	2	5	1	125	943	0.883
31	Karri Ramo	2	70	3.43	0	0	0	0	0	4	19	0.826

2006-2007 GAME-BY-GAME RESULTS

#	OPPONENT	RESULT	RECORD	SCORERS	PP	PK	SF-SA	W-L GOALTENDER	ATTEND.
1	10/5 @ ATL	W, 3-2**	1-0-0	Craig(p), Craig, Lecavalier (x)	1-7	5-7	26-11	30-32	17,629
2	10/7 vs. BOS	L, 2-3	1-1-0	Fedotenko, Craig	0-6	3-3	31-25	54-30	21,234*
3	10/9 vs. ATL	L, 0-1	1-2-0	-----	0-6	3-3	34-19	32-30	19,817*
4	10/13 @ FLA	L, 2-3	1-3-0	Lecavalier, Craig	0-7	4-5	23-27	35-40	15,208
5	10/14 vs. FLA	W, 4-1	2-3-0	Lecavalier(p), St. Louis(p), Fedotenko, Afanasev	2-6	5-6	36-24	30-20	19,926*
6	10/16 vs. CAR	L, 1-5	2-4-0	Alexeev	0-3	4-7	35-23	30-30	19,815*
7	10/19 vs. PHI	W, 4-1	3-4-0	Craig, Fedotenko, Prospal, Alexeev	0-4	4-4	36-35	30-30	19,920*
8	10/21 @ WSH	W, 6-4	4-4-0	Lecavalier(s), St. Louis, Alexeev, Karlsson, Alexeev(p), Richards	1-7	1-3	35-33	30-37	13,327
9	10/26 vs. CAR	W, 5-1	5-4-0	Fedotenko, St. Louis(p), St. Louis, St. Louis, Lecavalier(p)	2-5	3-3	27-24	30-30	19,826*
10	10/28 @ CAR	L, 4-6	5-5-0	Prospal, Fedotenko, Lecavalier(p), St. Louis	1-6	4-6	23-29	30-40	18,639
11	10/29 vs. SJS	L, 2-4	5-6-0	Lecavalier(p), St. Louis(p)	2-7	1-3	20-29	20-30	19,904*
12	11/1 vs. TOR	L, 2-4	5-7-0	Richards, Lecavalier	0-4	5-6	25-29	1-30	19,977*
13	11/2 @ PHI	W, 5-2	6-7-0	St. Louis, St. Louis, Taylor, Lecavalier, Perrin(s)	0-6	4-4	29-32	40-30	18,633
14	11/4 @ BOS	L, 5-8*	6-7-1	Fedotenko(p), Richards(p), Alexeev, St. Louis, Afanasev	2-7	6-9	28-33	30-30	14,169
15	11/6 @ NYI	W, 5-1	7-7-1	Karlsson, St. Louis(p), Kuba(p), Kuba(p), Perrin	3-5	3-3	27-26	40-1	9,693
16	11/8 @ PIT	W, 4-3*	8-7-1	Afanasev, Richards(p), Perrin, Lecavalier	1-5	3-4	31-20	40-29	14,483
17	11/11 vs. ATL	W, 5-3	9-7-1	Craig(p), Boyle(p), Richards, Lecavalier, Alexeev(p)	3-11	4-5	36-30	40-32	20,034*
18	11/15 vs. MTL	L, 1-3	9-8-1	Prospal	0-5	5-8	30-28	39-30	19,920*
19	11/17 vs. NYI	W, 3-2**	10-8-1	Alexeev, Richards(p), Afanasev(x)	1-3	0-0	38-31	40-39	19,919*
20	11/19 @ NYR	L, 1-4	10-9-1	Perrin(p)	1-5	2-4	28-34	30-40	18,200
21	11/20 @ BUF	L, 2-7	10-10-1	St. Louis, St. Louis	0-7	3-5	26-29	30-30	18,690
22	11/22 @ FLA	W, 4-4	11-10-1	Perrin, Richards(p), Craig, Boyle, Craig, Richards	1-5	3-5	34-35	40-35	14,516
23	11/24 vs. ATL	W, 3-2*	12-10-1	Boyle(p), Boyle(p), St. Louis	2-5	2-2	33-25	40-32	19,922*



#	OPPONENT	RESULT	RECORD	SCORERS	PP	PK	SF-SA	W-L	GOALTENDER	ATTEND.
24	11/26 vs. OTT	W, 3-1	13-10-1	Kuba, Richards, St. Louis(p)	1-4	2-2	18-23	40-1		19,819+
25	11/28 vs. WSH	L, 2-5	13-11-1	Tarnasky, Lecavalier	0-7	3-3	50-20	37-40		18,874
26	11/30 @ BOS	L, 3-4**	13-11-2	Perrin, St. Louis(s), Lecavalier	0-6	2-2	34-25	30-30		11,150
27	12/2 @ OTT	L, 2-5	13-12-2	Perrin, Lecavalier	0-5	4-5	36-25	1-40		18,618
28	12/5 vs. BUF	L, 1-4	13-13-2	Lecavalier	0-5	3-3	30-25	30-30		20,025+
29	12/7 vs. ATL	W, 8-0	14-13-2	Lecavalier, Lecavalier(p), Lecavalier, Alexeev, Richards(p), Boyle, St. Louis(s), Fedotenko	2-8	4-4	38-21	30-32		17,704
30	12/9 vs. ANA	L, 3-4	14-14-2	Perrin, Fedotenko, Richards	0-5	1-2	27-25	35-30		18,719
31	12/12 @ TOR	L, 4-5	14-15-2	Alexeev, Lecavalier(p), Richards, St. Louis(p)	2-5	2-4	26-25	1-40		19,462
32	12/14 @ MTL	L, 2-4	14-16-2	Richards(p), St. Louis	1-6	2-2	43-20	39-30		21,273
33	12/16 vs. CAR	L, 2-3	14-17-2	Craig, St. Louis(p)	1-6	3-4	32-27	30-30		18,634
34	12/19 @ WSH	W, 5-4	15-17-2	Kuba(p), St. Louis, Lecavalier(p), St. Louis(p), Alexeev	3-5	3-5	35-24	30-37		10,417
35	12/21 @ OTT	W, 4-2	16-17-2	St. Louis, Fedotenko, Ranger, Lecavalier	0-7	2-3	30-18	30-1		18,603
36	12/23 vs. NYR	W, 4-3	17-17-2	Boyle(p), Boyle, Lecavalier(p), Boyle	2-6	3-4	26-28	40-30		20,122+
37	12/26 @ ATL	L, 1-2	17-18-2	St. Louis(s)	0-3	5-5	25-29	32-40		16,356
38	12/28 vs. PHI	L, 3-4	17-19-2	St. Louis(p), Kuba(p), Fedotenko	2-6	1-2	45-26	42-40		21,171+
39	12/30 vs. MTL	W, 3-1	18-19-2	Richards(p), Prospal, Kuba(p)	2-5	2-2	41-13	40-39		21,120+
40	1/2 @ MTL	L, 2-5	18-20-2	Janik, Kuba	0-3	2-3	23-27	39-40		21,273
41	1/4 @ MIN	W, 3-2	19-20-2	St. Louis(s), Boyle, Lecavalier(p)	1-3	4-4	24-31	30-35		18,568
42	1/5 @ COL	L, 2-4	19-21-2	Prospal, Lecavalier(p)	1-3	1-2	28-32	31-30		18,007
43	1/7 @ PIT	W, 3-2**	20-21-2	Craig(p), Tarnasky, St. Louis(x)	1-4	3-4	29-22	40-29		17,132
44	1/9 vs. PIT	W, 3-2	21-21-2	Lecavalier, St. Louis(p), Karlsson	1-4	4-4	24-31	40-29		19,226
45	1/11 vs. WSH	W, 5-4	22-21-2	Craig, Lecavalier, Prospal, Lecavalier, St. Louis	-2	1-2	25-22	40-37		18,804
46	1/13 @ BUF	W, 3-2	23-21-2	Lecavalier(p), Boyle, Richards	1-2	6-6	23-34	30-30		18,690
47	1/15 @ NYI	W, 4-3	24-21-2	Prospal(p), Richards(p), St. Louis, Lecavalier	2-5	2-4	24-36	40-39		15,426
48	1/16 vs. TOR	L, 2-4	24-22-2	Lecavalier(s), Boyle	0-4	3-4	23-28	1-30		19,830+
49	1/18 @ NJ	W, 3-2**	25-22-2	Richards, Richards(p), Ricahrds(x)	1-4	3-4	28-28	40-30		12,698
50	1/20 @ CAR	W, 6-5**	26-22-2	Prospal, Lecavalier, Ranger, St. Louis, Kuba, Prospal(x)	0-1	2-3	29-35	30-30		18,196
51	1/26 vs. NJ	L, 0-2	26-23-2	-----	0-2	4-4	28-25	30-40		21,404+
52	1/30 @ PHI	W, 4-3**	27-23-2	St. Louis(p), Fedotenko(p), Lecavalier, Lecavalier(x)	2-6	5-5	33-32	40-42		19,313
53	2/1 @ CAR	W, 4-0	28-23-2	Craig(p), Janik, Lecavalier, St. Louis(p)	2-2	5-5	20-31	40-47		16,635
54	2/3 vs. NYR	W, 3-2	29-23-2	Ranger, Richards(p), Lecavalier(p)	2-8	2-3	41-26	40-30		21,354+
55	2/6 vs. IAK	W, 3-2**	30-23-2	Lecavalier(p), Jones, Richards(x)	1-3	1-1	29-31	40-1		18,273
56	2/9 @ NYR	L, 0-5	30-24-2	-----	0-3	2-2	29-24	30-40		18,200
57	2/11 @ NJ	W, 4-1	31-24-2	Prospal, Tarnasky, Lecavalier, Boyle(p)	1-3	3-4	27-22	40-30		18,022
58	2/13 vs. PHX	W, 3-3	32-24-2	Lecavalier, St. Louis, Lecavalier, Richards(p), Perrin	1-3	2-2	27-26	40-32		18,019
59	2/15 vs. WSH	W, 3-2**	33-24-2	Lecavalier(p), Lecavalier(s), St. Louis(x)	1-3	3-4	29-38	30-1		18,744
60	2/17 @ FLA	L, 4-5*	33-24-3	St. Louis, Perrin, St. Louis, Boyle(p)	1-2	3-5	20-30	20-40		17,813
61	2/20 vs. FLA	W, 3-2**	34-24-3	Craig, St. Louis(s), St. Louis(x)	1-8	2-2	36-30	30-20		19,319
62	2/22 @ ATL	W, 5-4*	35-24-3	Richards, Perrin, Lecavalier(p), Roy, St. Louis	1-5	2-3	29-28	30-1		16,032
63	2/23 vs. BUF	L, 2-6	35-25-3	Boyle(p), Kuba	1-4	4-5	26-23	30-40		21,201+
64	2/25 vs. PIT	W, 5-1	36-25-3	St. Louis(p), Ranger, Kuba, Richards, Lecavalier(s)	1-2	3-4	24-18	40-41		21,119+
65	2/27 vs. DAL	L, 1-2*	36-25-4	Richards(s)	0-2	3-4	20-28	35-40		19,255
66	3/1 @ WSH	W, 5-4**	37-25-4	Prospal, Fedotenko, Lecavalier(s), St. Louis, Tarnasky(x)	0-6	5-6	29-27	40-1		10,462
67	3/3 @ FLA	L, 2-6	37-26-4	Pratt, Prospal	0-5	3-4	33-36	20-30		17,299
68	3/6 @ VAN	L, 1-5	37-27-4	Lecavalier(p)	1-5	4-5	17-28	1-40		18,630
69	3/7 @ EDM	W, 3-1	38-27-4	Prospal(p), Lecavalier, Lecavalier	1-2	2-2	25-30	30-30		18,639
70	3/10 @ CGY	W, 3-2*	39-27-4	Tarnasky, Lecavalier, Boyle(p)	1-3	4-4	30-27	30-34		19,289
71	3/13 @ TOR	L, 2-3	39-28-4	Richards(p), Boyle(s)	1-2	2-2	21-28	1-30		19,530
72	3/16 vs. BUF	L, 2-3	39-29-4	Lecavalier, Lecavalier	0-5	3-3	37-20	30-30		21,264+
73	3/18 @ WSH	L, 1-7	39-30-4	Kuba	0-3	1-2	31-29	37-40		14,274
74	3/20 vs. NYI	W, 4-3*	40-30-4	Perrin(p), Lecavalier, Ward, Kuba	1-6	2-2	40-24	40-39		19,916+
75	3/22 vs. NJ	W, 3-1	41-30-4	Ward, St. Louis, St. Louis	0-4	2-3	32-35	30-30		20,326+
76	3/24 vs. OTT	L, 2-7	41-31-4	Boyle(p), Boyle	1-2	2-3	23-28	1-30		20,342+
77	3/27 vs. FLA	L, 2-5	41-32-4	Richards, Kubaf(s)	0-3	3-4	29-26	20-30		18,856
78	3/30 @ CAR	W, 4-2	42-32-4	St. Louis, Prospal, Kuba, Lecavalier	0-7	4-4	29-28	40-30		18,639
79	3/31 vs. WSH	W, 5-2	43-32-4	Lecavalier, Craig, Boyle(p), St. Louis(s), Ward	1-2	2-2	29-25	40-37		20,084+
80	4/3 vs. CAR	W, 3-2	44-32-4	Perrin, Lecavalier, Boyle	0-2	2-3	30-25	40-30		20,224+
81	4/6 vs. FLA	L, 2-7	44-33-4	Ward, Tarnasky	0-0	1-2	22-32	20-40		21,002+
82	4/7 @ ATL	L, 2-3**	44-33-5	Prospal, Kuba	0-5	3-4	36-43	32-40		18,756

\* Overtime Shootout      + Sellout (p) Power Play Goal      (s) Shorthanded Goal (x) Shootout Game-Winner      (y) Overtime Game-Winner (EV-PS) Successful Penalty Shot



2005-2006 STATS

2005-2006 INDIVIDUAL SCORING  
(43-33-6, 92 pts., 2nd Southeast Division, Conf. Quarterfinals)

PLAYERS

POS	#	PLAYER	GP	G	A	PTS	+/-	PIM	PP	SH	GW	OT	S	%
C	19	Brad Richards	82	23	68	91	0	32	7	4	0	0	282	8.2
L	20	Vaclav Prospal	81	25	55	80	-3	50	10	0	3	1	236	10.6
C	4	Vincent Lecavalier	80	35	40	75	0	90	13	2	7	1	309	11.3
RW	26	Martin St. Louis	80	31	30	61	-3	38	9	3	7	1	221	14.0
L	33	Fredrik Modin	77	31	23	54	5	56	12	1	4	0	221	14.0
D	22	Dan Boyle	79	15	38	53	-8	38	6	0	4	1	153	9.8
R	17	Ruslan Fedotenko	80	26	15	41	-4	44	4	0	6	1	164	15.9
D	13	Pavel Kubina	76	5	33	38	-12	96	4	0	3	1	155	3.2
C	34	Ryan Craig	48	15	13	28	-4	6	6	0	0	0	81	18.5
D	5	Darryl Sydor	80	4	19	23	-18	30	1	0	0	0	64	6.3
L	25	Dave Andreychuk	42	6	12	18	-13	16	4	1	1	0	81	7.4
D	54	Paul Ranger	76	1	17	18	5	58	0	0	1	0	73	1.4
R	76	Evgeny Artyukhin	72	4	13	17	-4	90	1	0	0	0	79	5.1
R	18	Rob DiMaio	61	4	13	17	-7	30	2	0	1	0	72	5.6
L	29	Dmitry Afanaseknov	68	9	6	15	-7	16	1	0	0	0	78	11.5
D	21	Cory Sarich	82	1	14	15	-2	79	0	0	0	0	88	1.1
C	27	Tim Taylor	82	7	6	13	-12	22	0	0	0	0	109	6.4
D	44	Nolan Pratt	82	0	9	9	7	60	0	0	0	0	26	0.0
C	8	Martin Cibak	65	2	6	8	9	22	0	0	0	0	50	4.0
R	14	Norman Milley	14	2	1	3	-2	4	1	0	0	0	12	16.7
R	46	Darren Reid	7	0	1	1	-2	0	0	0	0	0	3	0.0
D	2	Timo Helbling	9	0	1	1	-3	6	0	0	0	0	2	0.0
L	11	Chris Dingman	34	0	1	1	-10	22	0	0	0	0	24	0.0
G	1	Sean Burke	35	0	1	1	0	10	0	0	0	0	0	0.0
G	47	John Grahame	57	0	1	1	0	14	0	0	0	0	0	0.0
C	74	Nick Tarnasky	12	0	1	1	-3	4	0	0	0	0	9	0.0
R	16	Jim Campbell	1	0	0	0	0	2	0	0	0	0	0	0.0
D	38	Doug O'Brien	5	0	0	0	0	2	0	0	0	0	2	0.0

GOALTENDERS

#	GOALTENDER	GP	MIN	AVG	W	L	OT	EN	SO	GA	SVS	SV%
50	Gerald Coleman	2	43	2.79	0	0	1	0	0	2	17	.882
1	Sean Burke	35	1713	2.80	14	10	4	2	2	80	764	.895
47	John Grahame	57	3152	3.06	29	22	1	8	5	161	1450	.889

TRADED GOALTENDERS

#	GOALTENDER	GP	MIN	AVG	W	L	OT	EN	SO	GA	SVS	SV%
40	Brian Eklund	1	58	3.10	0	1	0	0	0	3	19	.842

2005-2006 GAME-BY-GAME RESULTS

#	OPPONENT	RESULT	RECORD	SCORERS	PP	PK	SF-SA	W-L GOALTENDER	ATTEND.
1	10/5 vs. CAR	W, 5-2	1-0-0	Prospal, Richards (p), Boyle, Lecavalier, Taylor	1-6	3-3	30-26	47-29	22,120+
2	10/7 @ FLA	L, 0-2	1-1-0	-----	0-3	5-5	27-31	1-47	18,512
3	10/8 vs. FLA	W, 2-1	2-1-0	Modin, St. Louis (p)	1-10	9-10	34-29	47-1	20,933+
4	10/10 vs. BOS	L, 2-4	2-2-0	Modin, Boyle	0-6	6-7	28-24	1-47	20,032+
5	10/13 vs. BUF	L, 3-4 **	2-2-1	Richards, Lecavalier, Prospal	0-2	9-9	35-33	30-47	20,184+
6	10/15 @ PIT	W, 3-1	3-2-1	Prospal, Fedotenko (p), Lecavalier	1-7	2-2	30-21	1-29	17,132
7	10/16 @ WSH	L, 2-3 **	3-2-2	Lecavalier (p), Prospal	1-8	5-5	28-14	1-37	10,002
8	10/20 @ ATL	W, 6-0	4-2-2	St. Louis (p), Modin, Fedotenko, Modin (p), Prospal, Lecavalier	2-10	3-3	36-15	47-35	12,913
9	10/21 vs. OTT	L, 1-4	4-3-2	Afanaseknov	0-7	5-5	24-29	39-47	20,494+
10	10/26 @ NJ	W, 6-3	5-3-2	St. Louis, Modin, Prospal (p), Andreychuk, Andreychuk (p), Lecavalier	2-8	5-5	39-23	47-30	11,484
11	10/28 vs. WSH	W, 4-2	6-3-2	Boyle, St. Louis, Lecavalier (p), Prospal	1-8	5-5	28-14	1-37	20,722+
12	10/29 @ ATL	W, 3-2	7-3-2	Modin, Richards, Modin (p)	1-5	4-5	23-31	47-31	14,737
13	11/1 vs. ATL	L, 4-6	7-4-2	Richards, Richards (s), Lecavalier, Prospal	0-2	0-4	33-29	31-47	19,820+
14	11/3 @ OTT	L, 2-4	7-5-2	Richards (p), Lecavalier	2-7	2-2	33-31	39-47	18,604
15	11/5 @ TOR	L, 3-5	7-6-2	Artyukhin, Boyle (p), Lecavalier (p)	2-7	6-8	36-26	20-47	19,290
16	11/8 @ MTL	L, 2-3	7-7-2	Taylor, Prospal	0-8	5-7	34-19	60-40	21,273
17	11/10 vs. NYR	L, 2-5	7-8-2	St. Louis, Boyle (p)	1-7	6-7	25-20	30-47	21,124+
18	11/11 @ ATL	L, 2-5	7-9-2	Prospal, Fedotenko	0-4	5-8	36-27	33-47	14,017
19	11/14 vs. PHI	W, 5-2	8-9-2	Prospal, Boyle (p), Prospal (p), Cibak, Prospal	2-6	2-4	33-24	47-42	20,020+
20	11/15 @ WSH	L, 3-4 **	8-9-3	Modin, Fedotenko, Modin	0-4	4-5	35-40	1-1	11,515
21	11/17 vs. NYI	W, 3-2	9-9-3	Fedotenko, Richards, St. Louis	0-5	5-5	31-36	47-39	20,119+
22	11/20 @ CAR	W, 5-2	10-9-3	Richards, Lecavalier (p), Fedotenko, St. Louis, Modin (p)	2-4	4-4	29-22	47-30	12,423





#	OPPONENT	RESULT	RECORD	SCORERS	PP	PK	SF-SA	W-L	GOALTENDER	ATTEND.
23	11/22 @ PHI	W, 4-2	11-9-3	Cibak, Richards, Boyle, Taylor	0-2	3-4	25-32	1-42		19,567
24	11/23 @ WSH	W, 4-3 **	12-9-3	Boyle, DiMaio, Boyle, Prospal (x)	0-7	3-4	42-20	47-37		12,038
25	11/25 vs. NJ	L, 2-8	12-10-3	Modin, St. Louis	0-2	2-3	26-26	30-1		21,812+
26	11/27 vs. PIT	W, 4-1	13-10-3	Richards, DiMaio (p), Modin (p), Modin (p)	3-9	2-2	36-21	47-41		20,218+
27	11/30 vs. TOR	W, 2-1	14-10-3	St. Louis, Kubina (p)	1-6	5-5	24-21	47-20		19,847+
28	12/2 vs. CHI	W, 3-2 **	15-10-3	St. Louis (p), Lecavalier, Richards (x)	1-6	4-4	27-36	47-31		20,526+
29	12/8 vs. STL	W, 5-4	16-10-3	Modin (p), Fedotenko, Taylor, St. Louis, Fedotenko	1-4	4-5	33-22	47-40		19,812+
30	12/10 vs. NSH	W, 4-3	17-10-3	Andreychuk (p), St. Louis, Sydor, Lecavalier (p)	2-9	5-6	29-16	47-30		19,905+
31	12/14 @ ANA	L, 2-4	17-11-3	Richards (p), Prospal	1-7	5-7	24-33	35-47		12,286
32	12/15 @ PHX	W, 3-1	18-11-3	Modin, Lecavalier (s), Fedotenko (p)	1-7	4-4	28-27	1-31		14,067
33	12/17 vs. DET	L, 3-6	18-12-3	DiMaio (p), Andreychuk (p), Craig	2-8	4-5	31-29	30-47		21,204+
34	12/20 @ CAR	L, 4-6	18-13-3	Modin (p), Prospal, Craig (p), St. Louis	2-6	6-9	24-30	29-1		12,188
35	12/22 @ NYR	L, 2-4	18-14-3	Fedotenko, Richards (p)	1-7	2-5	32-36	30-47		18,200
36	12/23 vs. BUF	L, 1-4	18-15-3	Prospal	0-7	4-5	31-31	30-47		21,120+
37	12/26 vs. CAR	W, 5-4 *	19-15-3	Modin, Andreychuk (s), Andreychuk (p), Taylor, Boyle	1-6	2-4	41-30	47-29		20,662+
38	12/28 vs. MTL	L, 3-4	19-16-3	Lecavalier, Craig, Kubina	0-5	4-6	44-24	60-47		21,934+
39	12/30 vs. BOS	L, 1-2	19-17-3	DiMaio	0-5	4-4	32-24	33-1		21,524+
40	1/2 @ NYI	W, 2-1	20-17-3	Lecavalier, St. Louis (s) 0-8	0-8	7-8	43-36	1-30		10,912
41	1/3 @ NYR	W, 1-0 *	21-17-3	Prospal	0-3	6-6	20-36	47-30		18,200
42	1/5 @ BUF	L, 1-3	21-18-3	St. Louis	0-4	5-7	22-31	31-1		18,032
43	1/7 @ BOS	L, 3-6	21-19-3	Modin, Artyukhin, Lecavalier	0-5	1-1	32-34	1-47		17,565
44	1/13 vs. CBJ	W, 4-2	22-19-3	Taylor, Fedotenko, St. Louis, Lecavalier	0-6	2-3	39-24	1-30		20,425+
45	1/16 @ SJL	L, 1-3	22-20-3	Richards	0-2	3-3	22-25	35-1		17,107
46	1/17 @ IAK	W, 4-1	23-20-3	St. Louis (p), Lecavalier (p), Fedotenko, Milley	1-6	5-5	25-23	47-35		17,017
47	1/20 @ DAL	W, 6-3	24-20-3	Richards (s), Sydor, Fedotenko, Kubina (p), Craig, Afanasev	1-5	2-2	22-28	1-35		18,532
48	1/21 @ ATL	W, 2-0	25-20-3	Modin (p), Lecavalier (p)	2-5	4-4	24-20	47-32		18,704
49	1/24 vs. FLA	L, 2-3 *	25-20-4	Richards, Craig	0-6	3-3	50-26	1-1		19,900+
50	1/26 vs. NJ	W, 1-0 *	26-20-4	Fedotenko	0-2	5-5	33-20	47-30		20,224+
51	1/28 @ PHI	W, 6-0	27-20-4	Boyle, Modin (p), Modin (p), Modin, Prospal (p), Craig	3-9	4-4	30-38	1-30		19,789
52	1/29 @ WSH	L, 1-2	27-21-4	Lecavalier	0-7	2-2	35-24	37-47		15,041
53	1/31 vs. TOR	W, 3-2 **	28-21-4	Richards, Craig (p), Lecavalier (x)	1-5	3-4	37-27	1-20		20,634+
54	2/4 vs. WSH	W, 5-0	29-21-4	Fedotenko, Craig, Richards (s), Richards (p), Milley (p)	2-7	5-5	37-29	47-1		21,219+
55	2/6 @ NYI	W, 3-2 *	30-21-4	Modin, St. Louis, Lecavalier	0-5	3-3	24-30	1-39		10,471
56	2/7 @ NJ	L, 4-7	30-22-4	Artyukhin (p), Sydor, Lecavalier (p), Lecavalier (s)	2-5	6-9	35-30	30-1		10,191
57	2/9 vs. CAR	W, 5-3	31-22-4	Artyukhin, Modin (s), Prospal (p), Modin, Fedotenko	1-3	4-5	24-36	47-29		20,824+
58	2/11 @ BOS	W, 6-5	32-22-4	Fedotenko, Prospal (p), Afanasev, Afanasev, Craig, Prospal (p)	2-9	3-3	36-26	47-30		16,507
59	2/28 vs. FLA	L, 2-8	32-23-4	Lecavalier (p), Craig (p)	2-8	5-8	34-22	1-47		19,805+
60	3/4 vs. MTL	L, 2-6	32-24-4	Fedotenko, Lecavalier (p)	1-8	3-4	29-22	39-47		20,212+
61	3/6 vs. OTT	L, 0-4	32-25-4	-----	0-3	2-2	31-34	1-1		19,855+
62	3/7 @ PIT	W, 5-4 **	33-25-4	Boyle, Afanasev, Modin, Boyle (p), Richards (x)	1-6	5-7	34-27	47-29		15,048
63	3/9 @ BUF	L, 5-8	33-26-4	Richards (p), Fedotenko (p), Lecavalier, Prospal (p), St. Louis	3-7	3-4	40-23	30-1		17,934
64	3/11 @ TOR	L, 1-5	33-27-4	Fedotenko	0-7	5-7	30-30	32-1		19,431
65	3/13 @ MTL	W, 2-1	34-27-4	Lecavalier, St. Louis (s)	0-3	6-7	24-32	1-39		21,273
66	3/14 @ OTT	L, 3-4	34-28-4	Lecavalier, Lecavalier (p), Afanasev	1-8	2-4	26-31	1-47		19,810
67	3/17 vs. PHI	W, 6-3	35-28-4	Craig (p), Prospal (p), Craig, Modin (p), Lecavalier, Richards (s)	3-8	6-7	25-31	47-42		20,834+
68	3/19 vs. NYI	W, 5-2	36-28-4	Kubina (p), Lecavalier, Fedotenko, St. Louis, Modin (p)	2-7	1-1	37-32	47-39		19,870+
69	3/20 @ FLA	L, 5-6 *	36-29-5	Fedotenko, St. Louis (p), St. Louis, Craig, Richards	1-5	2-3	34-38	1-50		13,071
70	3/23 vs. WSH	W, 4-3 *	37-28-5	Boyle (p), Fedotenko, Craig (p), Kubina (p)	3-5	6-7	37-30	47-37		19,917+
71	3/25 vs. NYR	W, 4-3 **	38-28-5	St. Louis, Modin, Sarich, Richards (x)	0-5	1-3	34-23	47-30		21,319+
72	3/27 @ CAR	L, 1-2	38-29-5	St. Louis (p)	1-6	4-5	24-29	29-47		15,149
73	3/30 vs. ATL	W, 4-3	39-29-5	Afanasev, Afanasev (p), Taylor, Ranger	1-5	1-1	33-22	47-32		20,154+
74	4/1 @ FLA	L, 2-4	39-30-5	St. Louis (p), Sydor (p)	2-7	2-3	44-35	1-47		18,109
75	4/3 vs. ATL	W, 4-1	40-30-5	Modin, Lecavalier, Lecavalier (p), Fedotenko	1-5	5-5	30-30	1-1		19,802+
76	4/6 vs. FLA	W, 3-2 **	41-30-5	Craig (p), St. Louis (p), Richards (x)	2-5	3-4	29-31	1-1		19,901+
77	4/8 vs. PIT	W, 1-0	42-30-5	Lecavalier	0-6	3-3	25-25	1-29		20,844+
78	4/9 @ FLA	L, 3-6	42-31-5	Prospal (p), Boyle (p), St. Louis	2-5	2-3	32-48	29-47		13,046
79	4/11 vs. ATL	L, 2-6	42-32-5	Afanasev, St. Louis (p)	1-5	3-4	34-24	1-1		19,829+
80	4/14 @ CAR	L, 4-5 **	42-32-6	Prospal (p), Fedotenko, St. Louis (s), Richards	1-6	4-7	35-21	29-1		18,730
81	4/15 vs. CAR	W, 3-2 *	43-32-6	Richards (p), Modin, St. Louis	1-5	7-7	32-27	47-29		21,033+
82	4/18 vs. WSH	L, 1-4	43-33-6	Fedotenko (p)	1-8	3-4	43-28	1-47		20,154+
*	Overtime Shootout		+	Sellout (p)	(s)		(y)			
**				Power Play Goal	(x)		(EV-PS)		Successful Penalty Shot	



2003-2004 STATS

2003-2004 INDIVIDUAL SCORING  
(46-22-8-6, 106 pts., 1st Southeast Division, Won Stanley Cup)

PLAYERS

POS	#	PLAYER	GP	G	A	PTS	+/-	PIM	PP	SH	GW	GT	OT	S	%
RW	26	Martin St. Louis	82	38	56	94	35	24	8	8	7	0	1	212	17.9
LW	61	Cory Stillman	81	25	55	80	18	36	11	1	6	0	0	178	14
C	19	Brad Richards	82	26	53	79	14	12	5	1	6	0	0	244	10.7
C	4	Vincent Lecavalier	81	32	34	66	23	52	5	2	6	0	0	242	13.2
LW	33	Fredrik Modin	82	29	28	57	31	32	5	1	2	1	0	206	14.1
LW	25	Dave Andreychuk	82	21	18	39	-9	42	10	0	5	1	1	165	12.7
LW	17	Ruslan Fedotenko	77	17	22	39	14	30	0	0	3	0	0	116	14.7
D	22	Dan Boyle	78	9	30	39	23	60	3	0	2	0	0	137	6.6
D	13	Pavel Kubina	81	17	18	35	9	85	8	1	4	0	1	153	11.1
C	27	Tim Taylor	82	7	15	22	-5	25	0	0	1	0	0	95	7.4
D	55	Darryl Sydor (TOT)	80	3	19	22	-16	32	1	0	0	0	0	122	2.5
		(TB)	31	1	6	7	3	6	0	0	0	0	0	42	2.4
		(CBJ)	49	2	13	15	-19	26	1	0	0	0	0	80	2.5
D	37	Brad Lukowich	79	5	14	19	29	24	0	0	1	0	0	86	5.8
D	21	Cory Sarich	82	3	16	19	5	89	0	1	1	0	0	93	3.2
LW	29	Dmitry Afanasev	71	6	10	16	-4	12	0	0	1	0	0	98	6.1
RW	7	Ben Clymer	66	2	8	10	5	50	0	0	0	0	0	96	2.1
C	8	Martin Cibak	63	2	7	9	-1	30	0	0	0	0	0	44	4.5
D	5	Jassen Cullimore	79	2	5	7	8	58	0	0	1	0	1	78	2.6
LW	11	Chris Dingman	74	1	5	6	-9	140	0	0	0	0	0	65	1.5
RW	24	Shane Willis	12	0	6	6	1	2	0	0	0	0	0	27	0
D	44	Nolan Pratt	58	1	3	4	11	42	0	0	0	0	0	35	2.9
RW	36	Andre Roy	33	1	1	2	-5	78	0	0	0	1	0	24	4.2
D	38	Darren Rumble	5	0	0	0	-2	2	0	0	0	0	0	5	0
C	9	Eric Perrin	4	0	0	0	-1	0	0	0	0	0	0	3	0

TRADED PLAYERS

POS	#	PLAYER	GP	G	A	PTS	+/-	PIM	PP	SH	GW	GT	OT	S	%
C	16	Alexander Svitov	11	0	3	3	0	4	0	0	0	0	0	16	0

GOALTENDERS

#	GOALTENDER	GP	MIN	AVG	W	L	OT	EN	SO	GA	SVS	SV%
35	Nikolai Khabibulin	55	3273:46	2.33	28	19	7	4	3	127	1287	.910
47	John Grahame	29	1688:13	2.06	18	9	1	3	1	58	606	.913

2003-2004 GAME-BY-GAME RESULTS

#	OPPONENT	RESULT	RECORD	SCORERS	PP	PK	SF-SA	W-L	GOALTENDER	ATTEND.
1	10/10 vs. BOS	W, 5-1	1-0-0-0	Stillman (p), Afanasev, Stillman (p), Richards (p), Taylor	3-7	3-3	25-30	35-29		20,454+
2	10/16 vs. PHX	W, 5-1	2-0-0-0	Lukowich, St. Louis (p), Cullimore, Kubina, Modin	1-8	3-4	31-21	35-33		12,784
3	10/18 @ NJ	W, 3-2	3-0-0-0	Cibak, Lecavalier (p), St. Louis	1-4	2-3	23-31	35-30		15,590
4	10/21 vs. ATL	W, 3-2*	4-0-0-0	Stillman (p), Stillman (p), Kubina (s, gw)	2-6	7-7	23-37	35-31		14,822
5	10/23 @ CBJ	W, 1-0	5-0-0-0	Lecavalier	0-2	4-4	28-20	47-30		16,542
6	10/25 vs. MIN	W, 3-2	6-0-0-0	Richards, Lecavalier (p), Stillman (s, gw)	1-6	5-7	29-21	35-35		16,223
7	10/30 vs. SJ	T, 2-2*	6-0-1-0	Kubina (p), Andreychuk (p)	2-8	7-7	35-27	20-35		17,609
8	11/1 vs. CAR	W, 4-3	7-0-1-0	St. Louis, Lecavalier, Lecavalier, Stillman	0-3	4-4	28-36	35-80		16,616
9	11/4 vs. WSH	L, 1-5	7-1-1-0	St. Louis	0-6	3-5	42-23	37-35		14,312
10	11/6 vs. LA	L, 0-1*	7-1-1-1	-----	0-2	0-0	30-20	32-47		14,287
11	11/8 vs. PIT	W, 9-0	8-1-1-1	Lukowich, Modin, Lecavalier(s), Stillman, Lecavalier, Kubina (p), Lecavalier, Fedotenko, Fedotenko	1-8	4-4	42-15	35-31		18,262
12	11/9 @ CAR	T, 1-1*	8-1-2-1	Stillman (p)	1-1	2-2	26-39	1-47		9,821
13	11/11 @ FLA	L, 0-4	8-2-2-1	-----	0-5	2-3	26-29	1-35		13,214
14	11/14 @ WSH	W, 5-2	9-2-2-1	Lecavalier, Modin, Modin, Stillman (p), St. Louis (s)	1-4	5-5	21-22	47-37		14,536
15	11/20 vs. NYI	W, 3-2	10-2-2-1	Modin, Richards, Stillman	0-5	4-4	32-28	35-39		14,898
16	11/22 vs. BUF	W, 2-1	11-2-2-1	Kubina, Kubina (p, gw)	1-3	2-2	23-26	47-35		20,112+
17	11/23 @ CAR	T, 0-0*	11-2-3-1	-----	0-4	6-6	21-37	80-35		10,391
18	11/25 vs. NYR	L, 0-2	11-3-3-1	-----	0-6	2-3	36-26	30-35		16,034
19	11/28 vs. STL	T, 2-2*	11-3-4-1	Modin, Boyle (p)	1-6	2-3	27-24	1-35		18,787
20	11/29 @ ATL	L, 1-2	11-4-4-1	Boyle	0-6	3-4	28-20	31-47		16,487
21	12/2 @ MTL	L, 2-3	11-5-4-1	Taylor, Lecavalier	0-3	2-3	26-25	60-35		19,858
22	12/4 vs. OTT	L, 1-4	11-6-4-1	Andreychuk (p)	1-7	4-5	30-26	31-47		15,221



#	OPPONENT	RESULT	RECORD	SCORERS	PP	PK	SF - SA	W - L GOALTENDER	ATTEND.
23	12/6 @ BUF	W, 3-1	12-6-4-1	Afananasev, Andreychuk, Modin	0-4	5-5	29-38	35-43	15,883
24	12/7 @ NYR	W, 3-2	13-6-4-1	Andreychuk, St. Louis (p), Sarich	1-3	2-2	24-31	47-30	18,200
25	12/9 @ NYI	L, 2-5	13-7-4-1	Kubina (p), Fedotenko	1-3	5-5	31-35	30-35	10,860
26	12/11 @ OTT	L, 2-3	13-8-4-1	Andreychuk, Fedotenko	0-3	2-2	24-40	40-35	17,256
27	12/13 vs. MTL	L, 2-5	13-9-4-1	Afananasev, Andreychuk	0-5	2-3	37-22	60-47	17,228
28	12/16 @ TOR	L, 0-3	13-10-4-1	-----	0-6	4-5	21-21	20-35	19,331
29	12/18 @ PHI	W, 5-4*	14-10-4-1	Lecavalier, Richards(p), Stillman(p), St. Louis, St. Louis	2-6	2-3	28-41	35-33	19,332
30	12/20 vs. DAL	L, 1-2	14-11-4-1	St. Louis (s)	0-7	2-3	27-22	35-35	16,233
31	12/23 @ BOS	T, 1-1*	14-11-5-1	Roy	0-1	1-1	32-22	1-35	13,266
32	12/26 @ ATL	L, 1-3	14-12-5-1	Lukowich	0-4	4-4	35-24	31-35	18,545
33	12/27 vs. BOS	W, 4-2	15-12-5-1	Lecavalier (s), St. Louis (s), St. Louis (s), Richards	4-4	6-6	22-19	47-1	19,942*
34	12/29 vs. ANA	L, 0-2	15-13-6-1	-----	0-7	3-3	31-25	35-35	17,662
35	12/31 vs. FLA	T, 2-2*	15-13-6-1	Richards(p), Stillman(p)	2-2	0-1	42-32	1-35	15,234
36	1/2 vs. CBJ	L, 0-2	15-14-6-1	-----	0-1	1-1	37-15	30-47	13,609
37	1/3 vs. PHI	W, 6-1	16-14-6-1	Modin, Modin(p), Modin, Lecavalier, Clymer, Fedotenko	1-3	1-1	27-19	35-42	19,242
38	1/6 @ OTT	L, 2-5	16-15-6-1	St. Louis, Pratt	0-3	2-5	29-27	31-35	16,890
39	1/8 @ MTL	W, 4-1	17-15-6-1	Modin (s), St. Louis, Fedotenko, St. Louis	0-4	0-1	27-15	47-60	20,706
40	1/9 @ NJ	W, 4-1	18-15-6-1	St. Louis (s), Stillman, Andreychuk, Modin	0-2	4-4	37-19	47-30	19,040
41	1/11 @ NYR	W, 2-1*	19-15-6-1	Boyle, Cullimore	0-7	5-5	39-23	47-30	18,200
42	1/13 @ PIT	W, 3-1	20-15-6-1	Stillman(p), Richards, Andreychuk	1-4	1-2	31-13	47-30	10,039
43	1/15 vs. CAR	W, 5-4	21-15-6-1	Richards, St. Louis, St. Louis, St. Louis (p), Andreychuk(p)	2-5	3-5	26-24	35-1	19,909*
44	1/17 @ FLA	L, 1-2	21-16-6-1	St. Louis	0-3	0-0	51-15	1-47	19,250
45	1/19 vs. COL	L, 4-5*	21-16-6-2	Modin, Afanasev, Taylor, Fedotenko	0-3	1-1	35-24	1-35	19,212
46	1/21 @ VAN	L, 4-5*	21-16-6-3	Modin, Boyle(p), Fedotenko, Andreychuk	1-7	4-4	35-28	39-35	18,830
47	1/22 @ EDM	W, 3-2	22-16-6-3	Kubina, Lecavalier, Richards	0-2	3-3	22-28	47-35	16,839
48	1/24 @ CGY	W, 6-2	23-16-6-3	St. Louis (p), St. Louis, Richards, Taylor, St. Louis, Fedotenko	1-3	2-3	29-20	47-1	17,109
49	1/27 @ PIT	W, 6-2	24-16-6-3	Kubina(p), Kubina(p), Stillman(p), Modin, St. Louis (s), Stillman	3-6	1-2	39-22	47-29	9,391
50	1/29 @ NYR	W, 5-1	25-16-6-3	Richards, Kubina(p), Lecavalier, St. Louis, Lukowich	1-3	4-4	32-14	35-30	15,847
51	1/31 vs. ATL	W, 5-2	26-16-6-3	Modin(p), Modin, Andreychuk, Richards, Fedotenko	1-3	3-3	38-23	47-31	20,762*
52	2/2 @ PHI	W, 2-1	27-16-6-3	Kubina(p), Fedotenko	1-2	3-3	18-19	35-35	19,048
53	2/3 @ WSH	L, 1-2	27-17-6-3	Lecavalier	0-3	1-1	39-14	33-35	13,085
54	2/5 @ NSH	W, 5-2	28-17-6-3	Richards(p), Boyle(p), Kubina, Clymer, Taylor	2-4	6-6	29-26	35-29	9,879
55	2/10 vs. TOR	T, 4-4*	28-17-7-3	St. Louis (p), Lecavalier(p), Lecavalier(p), Richards	3-4	3-5	29-29	35-37	17,222
56	2/12 vs. MTL	W, 5-3	29-17-7-3	St. Louis (p), St. Louis, Richards, Lecavalier, Richards	1-6	3-4	41-25	47-60	15,644
57	2/14 vs. FLA	W, 3-2	30-17-7-3	Lecavalier, Sarich, St. Louis (s)	0-2	4-4	36-31	47-1	18,888
58	2/17 vs. PHI	W, 5-2	31-17-7-3	Modin, St. Louis, Richards, Boyle, Stillman	0-4	2-3	36-20	35-41	17,545
59	2/19 @ BUF	L, 3-4*	31-17-7-4	Fedotenko, Stillman, Kubina	0-4	4-4	23-29	30-35	17,973
60	2/20 @ STL	L, 3-4*	31-17-7-5	Andreychuk(p), Andreychuk(p), Stillman	2-4	4-4	33-26	43-47	18,124
61	2/23 @ WSH	W, 6-3	32-17-7-5	Sydr, Lecavalier(p), Modin(p), Andreychuk(p), Fedotenko, St. Louis	3-5	0-1	35-21	35-37	16,051
62	2/25 @ ATL	W, 4-2	33-17-7-5	Lecavalier, Richards, Lecavalier, Stillman	0-5	1-2	34-25	35-31	14,667
63	2/26 vs. TOR	W, 4-3	34-17-7-5	Kubina, Richards (s), Richards (p), Lecavalier	1-5	4-6	26-22	35-32	19,909*
64	2/28 vs. WSH	W, 4-2	35-17-7-5	Modin, Modin, Stillman, St. Louis (p)	1-4	3-3	23-23	35-35	20,124*
65	3/1 @ COL	W, 3-0	36-17-7-5	Richards, Lecavalier, St. Louis	0-3	1-1	29-16	35-1	18,007
66	3/3 @ CHI	W, 5-3	37-17-7-5	Lecavalier, Modin, Sarich(p), Fedotenko, Richards	0-2	3-4	29-30	35-30	10,702
67	3/5 vs. NJ	W, 3-2*	38-17-7-5	Afanasev, Lecavalier, Andreychuk	0-1	2-2	22-32	35-30	20,239*
68	3/6 @ FLA	W, 5-3	39-17-7-5	Afanasev, Andreychuk(p), Stillman, Boyle, Dingman	1-5	3-5	30-32	35-1	17,509
69	3/8 @ DET	T, 1-1*	39-17-8-5	Modin	0-5	2-2	38-29	34-35	20,066
70	3/10 @ CAR	W, 4-2	40-17-8-5	Andreychuk(p), Fedotenko, Boyle, Taylor	1-2	4-4	16-33	47-1	13,531
71	3/12 vs. NYR	W, 5-2	41-17-8-5	Stillman(p), St. Louis, Lecavalier, St. Louis (p), Lecavalier	2-4	2-3	37-28	35-30	20,026*
72	3/13 vs. CAR	L, 1-5	41-18-8-5	Fedotenko	0-3	6-7	21-26	80-47	20,237*
73	3/16 vs. NYI	L, 1-3	41-19-8-5	Modin	0-3	1-1	20-23	39-35	19,914*
74	3/18 vs. BUF	W, 3-1	42-19-8-5	Stillman, Taylor, St. Louis	0-5	4-4	26-26	35-35	19,946*
75	3/20 @ BOS	L, 4-5	42-20-8-5	Kubina, Andreychuk, Modin, Modin(p)	1-2	2-3	40-30	1-35	17,565
76	3/21 @ NYI	L, 0-3	42-21-8-5	-----	0-6	3-3	39-25	39-47	14,447
77	3/23 @ TOR	W, 7-2	43-21-8-5	Modin(p), Lukowich, Fedotenko, Richards, Andreychuk(p), Lecavalier, Cibak	2-5	2-3	40-29	47-20	19,452
78	3/25 vs. NJ	W, 2-1	44-21-8-5	Kubina, Richards	0-2	3-3	17-19	35-30	19,013
79	3/27 vs. WSH	W, 4-1	45-21-8-5	Lecavalier, Lecavalier, Modin, Richards	0-5	1-1	32-22	35-31	18,812
80	3/29 vs. OTT	L, 4-5*	45-21-8-6	Stillman, Boyle, Andreychuk(p), Andreychuk	1-2	2-2	28-36	31-35	19,844*
81	4/1 vs. FLA	W, 4-3	46-21-8-6	Richards, Modin, St. Louis (s), St. Louis	0-5	3-4	25-32	47-31	17,726
82	4/3 vs. ATL	L, 1-2	46-22-8-6	St. Louis	0-3	5-5	30-23	32-35	20,244*

\* Overtime  
 \*\* Shootout

+ Sellout  
 (p) Power Play Goal

(s) Shorthanded Goal  
 (x) Shootout Game-Winner

(y) Overtime Game-Winner  
 (EV-PS) Successful Penalty Shot



PLAYERS

PLAYER	GP	G	A	PTS	+/-	PIM	PP	SH	GW	GT	S	%
Vaclav Prospal	80	22	57	79	9	53	90	0	4	0	134	16.42
Vincent Lecavalier	80	33	45	78	0	39	11	2	3	1	275	12
Brad Richards	80	17	57	74	3	24	4	0	2	0	277	6.14
Martin St. Louis	82	33	37	70	10	32	12	3	5	3	201	16.42
Dan Boyle	77	13	40	53	9	44	8	0	1	1	136	9.56
Fredrik Modin	76	17	23	40	7	43	2	1	4	1	179	9.5
Dave Andreychuk	72	20	14	34	-12	34	15	0	3	2	170	11.76
Ruslcn Fedotenko	76	19	13	32	-7	44	6	0	6	0	113	16.81
Pavel Kubina	75	3	19	22	-7	78	0	0	0	0	139	2.16
Ben Clymer	65	6	12	18	-2	57	1	0	1	0	103	5.83
Andre Roy	62	10	7	17	0	119	0	0	2	0	85	11.76
Brad Lukowich	70	1	14	15	4	46	0	0	0	0	52	1.92
Cory Sarich	82	5	9	14	-3	63	0	0	2	0	79	6.33
Tim Taylor	82	4	8	12	-13	38	0	0	1	0	95	4.21
Alexander Svitov	63	4	8	8	-4	58	1	0	0	0	69	5.8
Janne Laukkanen (TOT)	19	2	6	8	-2	8	0	0	0	0	12	16.67
(TB)	2	1	0	1	1	0	0	0	0	0	2	50.00
(PIT)	17	1	6	7	-3	8	0	0	0	0	10	10.00
Nolan Pratt	67	1	7	8	-6	35	0	0	0	0	38	2.63
Marc Bergevin (TOT)	70	2	5	7	-11	36	0	0	0	0	27	7.41
(TB)	1	0	0	0	-2	0	0	0	0	0	0	0
(PIT)	69	2	5	7	-9	36	0	0	0	0	27	7.40
Sheldon Keefe	37	2	5	7	-1	24	0	0	0	0	51	3.92
Nikita Alexeev	37	4	2	6	-6	8	1	0	1	1	52	7.69
Stan Neckar	70	1	4	5	-6	43	0	0	1	0	38	2.63
Jassen Cullimore	28	1	3	4	3	31	0	0	0	0	23	4.35
Chris Dingman	51	2	1	3	-11	91	0	0	0	0	41	4.88
Jimmie Olvestad	37	0	3	3	-2	16	0	0	0	0	30	0
Nikolai Khabibulin	65	0	3	3	0	8	0	0	0	0	0	0
John Grahame (TOT)	40	0	2	2	0	11	0	0	0	0	0	0
(TB)	17	0	2	2	0	11	0	0	0	0	0	0
(BOS)	23	0	0	0	0	0	0	0	0	0	0	0
Evgeny Konstantinov	1	0	0	0	0	2	0	0	0	0	0	0
Kevin Hodson	7	0	0	0	0	2	0	0	0	0	0	0
Darren Rumble	19	0	0	0	-2	6	0	0	0	0	10	0

TRADED PLAYERS

PLAYER	GP	G	A	PTS	+/-	PIM	PP	SH	GW	GT	S	%
Brian Holzinger (TB)	5	0	1	1	1	2	0	0	0	0	3	0
Kevin Hodson (TB)	7	0	0	0	0	2	0	0	0	0	0	0

GOALTENDERS

GOALTENDER	GP	MIN	AVG	W	L	T	EN	SO	GA	SVS	SV%
Nikolai Khabibulin	65	3787	2.47	30	22	11	5	4	156	1604	.911
John Grahame	17	914	2.23	6	5	4	1	2	34	390	.920
Evgeny Konstantinov	1	20	3.00	0	0	0	0	0	1	5	.833

TRADED GOALTENDERS

GOALTENDER	GP	MIN	AVG	W	L	T	EN	SO	GA	SVS	SV%
Kevin Hodson (TB)	7	283	2.54	0	3	1	1	0	12	101	.881

2002-03 GAME-BY-GAME RESULTS

#	OPPONENT	RESULT	RECORD	SCORERS	PP	PK	SF-SA	W-L GOALTENDER	ATTEND.
1	10/10 @ FLA	W, 4-3*	1-0-0-0	Richards (p), Lukowich, Lecavalier, Prospal (gw)	1-6	5-7	32-25	35-1	18,013
2	10/12 vs. CAR	W, 5-1	2-0-0-0	St. Louis (p), Fedotenko (gw), Andreychuk (p), Cullimore, Fedotenko (p)	3-11	9-10	24-22	35-1	19,814*
3	10/18 vs. ATL	W, 8-5	3-0-0-0	Boyle, Lecavalier, Lecavalier, Prospal (p), Taylor, Fedotenko (gw), St. Louis (s), Taylor	1-7	4-6	31-26	35-33	14,974
4	10/19 @ PIT	T, 3-3*	3-0-1-0	Clymer, St. Louis, Boyle (p-gt)	1-9	5-6	41-29	35-1	16,106
5	10/21 @ NYR	W, 4-2	4-0-1-0	Clymer (p), St. Louis (p), Prospal (p-gw), St. Louis	3-8	2-3	29-20	35-31	17,258
6	10/23 @ CBJ	T, 2-2*	4-0-2-0	St. Louis, Andreychuk (p-gt)	1-6	7-8	27-26	35-30	17,306
7	10/25 vs. WSH	W, 3-2	5-0-2-0	Dingman, Andreychuk (p), Modin (gw)	1-9	5-5	37-27	35-37	17,442
8	10/26 @ NJ	L, 1-5	5-1-2-0	Dingman	0-4	1-2	21-30	30-30	13,080
9	10/28 @ FLA	W, 6-1	6-1-2-0	Andreychuk, Prospal (gw), Fedotenko (p), Clymer, Lecavalier, Modin	1-7	4-5	38-23	35-1	13,244
10	10/30 vs. NYR	W, 3-0	7-1-2-0	Taylor (gw), Modin, Lecavalier	0-6	6-6	22-24	35-35	17,512
11	11/1 @ WSH	L, 2-3	7-2-2-0	St. Louis, Lecavalier	0-5	7-8	18-28	35-35	15,791
12	11/2 @ PIT	L, 3-5	7-3-2-0	Prospal, St. Louis, St. Louis	0-4	2-5	29-25	1-35	17,108
13	11/5 @ TOR	L, 3-4	7-4-2-0	Keefe, Roy, Richards	0-3	2-2	37-32	20-35	18,981
14	11/8 vs. PIT	W, 4-1	8-4-2-0	Lecavalier (p), Lecavalier (gw), Modin, Lecavalier	1-7	5-5	22-16	35-1	18,741
15	11/9 vs. CHI	L, 2-3*	8-4-2-1	St. Louis (p), Prospal (p)	2-13	3-3	39-18	41-35	18,802
16	11/11 vs. PHX	W, 4-2	9-4-2-1	Modin (p), Roy, Neckar (gw), Andreychuk (p)	2-7	4-5	26-36	35-33	14,433
17	11/15 vs. SJ	W, 4-2	10-4-2-1	Andreychuk (p), Svitov, Fedotenko (gw), St. Louis	1-7	6-7	27-29	35-20	15,744





#	OPPONENT	RESULT	RECORD	SCORERS	PP	PK	SF-SA	W-L-GLTOR GOALTENDER	ATTEND.
18	11/17 @ CAR	W, 2-1*	11-4-2-1	Kubina, Sarich (gw)	0-6	5-6	31-36	35-80	13,970
19	11/19 vs. PHI	L, 2-3	11-5-2-1	Lecavalier (p), Keefe	1-7	2-2	19-32	32-35	17,154
20	11/21 vs. NYI	L, 2-7	11-6-2-1	Clymer, Roy	0-5	6-7	34-38	30-35	15,022
21	11/23 @ NJ	W, 3-1	12-6-2-1	Roy, Andreychuk (p-gw), Andreychuk	1-1	1-1	23-33	35-35	14,636
22	11/27 @ BUF	T, 1-1*	12-6-3-1	Modin (gt)	0-7	2-2	24-23	30-43	11,420
23	11/29 vs. VAN	L, 3-5	12-7-3-1	Richards (p), St. Louis (p), St. Louis	2-4	1-3	35-33	1-35	16,875
24	12/1 @ NYR	L, 3-4	12-8-3-1	Fedotenko (p), Roy, St. Louis (p)	2-4	1-2	26-29	31-35	18,200
25	12/3 @ TOR	L, 3-4*	12-8-3-2	St. Louis, Modin, Lecavalier	0-3	3-3	28-48	20-35	19,206
26	12/5 vs. EDM	W, 3-2	13-8-3-2	Lecavalier (p), Kubina, Fedotenko (gw)	1-2	4-5	21-27	35-35	13,454
27	12/7 @ BOS	L, 2-3*	13-8-3-3	Richards, Boyle (p)	1-4	3-3	22-34	47-35	14,303
28	12/8 @ CHI	L, 1-3	13-9-3-3	St. Louis (p)	1-5	4-4	21-38	41-35	11,847
29	12/10 @ MIN	L, 3-5	13-10-3-3	Boyle, Boyle (p), Svitov (p)	2-5	2-3	35-24	35-35	18,064
30	12/12 @ MTL	W, 3-2	14-10-3-3	St. Louis (p), Richards, St. Louis (gw)	1-5	6-6	34-20	35-31	19,588
31	12/14 vs. NYI	W, 4-3	15-10-3-3	Sarich, Lecavalier, Lecavalier (s), Prospal (gw)	0-4	3-4	24-27	35-30	15,912
32	12/18 @ CAR	T, 1-1*	15-10-4-3	Richards	0-2	5-6	22-28	35-1	15,236
33	12/19 vs. TOR	L, 1-2	15-11-4-3	Richards	0-5	3-3	30-19	20-30	14,987
34	12/21 vs. NSH	T, 2-2*	15-11-5-3	Lecavalier (p), Boyle	1-5	3-3	40-26	35-29	15,248
35	12/23 @ WSH	L, 0-3	15-12-5-3	-----	0-6	4-4	40-25	37-35	13,875
36	12/27 vs. BOS	W, 5-2	16-12-5-3	Andreychuk, Modin (p), St. Louis (gw), Modin, Prospal	1-5	1-2	26-34	35-47	20,819+
37	12/29 vs. NYR	W, 5-3	17-12-5-3	St. Louis (p), Fedotenko (p), Andreychuk (p), Modin (gw), Andreychuk (p)	4-13	5-7	43-31	35-30	17,837
38	12/31 vs. OTT	L, 3-6	17-13-5-3	Lecavalier, Richards, Fedotenko	0-2	2-3	26-30	40-30	14,452
39	1/2 @ CGY	L, 1-4	17-14-5-3	St. Louis (p)	1-5	2-5	26-32	1-35	14,881
40	1/4 @ STL	L, 1-5	17-15-5-3	Roy	0-6	2-3	27-22	35-35	19,829
41	1/7 vs. DET	W, 1-0	18-15-5-3	Richards (gw)	0-1	1-1	32-30	35-31	19,941+
42	1/9 vs. ATL	L, 2-3*	18-15-5-4	Lecavalier (p), Andreychuk (p)	2-4	6-6	32-39	34-35	12,622
43	1/11 vs. NJ	T, 3-3*	18-15-6-4	Kubina, Sarich, St. Louis (p-gt)	1-4	2-3	25-32	35-30	15,842
44	1/14 @ OTT	L, 0-7	18-16-6-4	-----	0-2	2-3	17-28	40-35	18,500
45	1/17 vs. PIT	L, 2-3	18-17-6-4	Roy, Lecavalier (p)	1-7	3-3	31-21	31-47	18,202
46	1/18 @ PHI	L, 2-3	18-18-6-4	Prospal, Lecavalier	0-2	5-7	14-24	42-35	19,536
47	1/20 vs. OTT	W, 6-2	19-18-6-4	Prospal, Modin, Alexeev (gw), St. Louis, Richards, Lecavalier	0-3	7-7	30-24	47-40	12,022
48	1/22 vs. MTL	T, 2-2*	19-18-7-4	Fedotenko (p), Andreychuk (p-gt)	2-4	1-2	36-28	35-60	15,343
49	1/24 @ DAL	W, 4-1	20-18-7-4	Lecavalier, Roy (gw), Roy, St. Louis (s)	0-5	3-4	22-26	47-31	18,532
50	1/25 @ NSH	L, 2-3	20-19-7-4	Fedotenko, Prospal (p)	1-4	5-5	24-21	29-35	14,560
51	1/28 @ PHI	W, 3-0	21-19-7-4	Fedotenko (gw), St. Louis, Modin (s)	0-3	3-3	22-34	47-32	19,126
52	1/30 vs. CAR	W, 3-1	22-19-7-4	St. Louis (p), St. Louis (gw), St. Louis	1-7	2-2	31-25	47-80	13,541
53	2/4 vs. WSH	L, 1-5	22-20-7-4	Modin	0-7	3-6	28-23	37-47	13,141
54	2/6 vs. TOR	L, 2-3*	22-20-7-5	Fedotenko, Andreychuk (p)	1-8	2-2	36-24	37-35	16,204
55	2/8 @ FLA	T, 4-4*	22-20-8-5	Pratt, Andreychuk, Richards, Svitov	0-2	3-5	24-26	35-1	14,522
56	2/11 @ NYI	L, 2-6	22-21-8-5	Boyle (p), Modin	1-8	2-4	42-33	30-35	14,039
57	2/14 @ ATL	T, 2-2*	22-21-9-5	Prospal (p), Alexeev (gt)	1-3	4-4	30-35	47-31	17,033
58	2/15 vs. BOS	W, 5-2	23-21-9-5	Alexeev (p), Lecavalier, Boyle (p-gw), Clymer, Boyle	2-7	3-3	34-32	35-31	19,934+
59	2/17 vs. WSH	W, 3-1	24-21-9-5	Boyle (p), Modin (gw), Prospal	1-5	1-1	30-15	35-37	13,954
60	2/19 vs. ATL	W, 2-0	25-21-9-5	St. Louis (gw), Richards	0-1	3-3	36-27	47-33	13,562
61	2/21 @ CAR	T, 2-2*	25-21-10-5	Prospal, Prospal (p)	1-4	2-2	36-25	35-80	16,732
62	2/23 vs. BUF	L, 1-4	25-22-10-5	Richards (p)	1-4	1-2	31-25	43-47	16,654
63	2/25 vs. ANA	W, 2-0	26-22-10-5	Andreychuk (gw), Alexeev	0-4	1-1	26-24	35-29	15,834
64	2/27 vs. FLA	W, 3-1	27-22-10-5	Richards (p), Lecavalier (gw), Prospal	1-2	2-2	39-36	35-1	14,192
65	3/1 @ OTT	W, 2-1	28-22-10-5	St. Louis (p), Lecavalier (gw)	1-2	2-2	26-31	35-40	18,033
66	3/4 @ NYI	W, 3-1	29-22-10-5	Richards, St. Louis (s-gw), Lecavalier	0-2	4-4	27-26	35-30	15,384
67	3/5 @ DET	L, 2-3	29-23-10-5	Boyle (p), Prospal (p)	2-7	4-5	35-22	31-47	20,058
68	3/7 vs. COL	W, 4-3	30-23-10-5	Boyle, Fedotenko (p), Andreychuk (p), Modin (gw)	2-4	3-3	35-25	35-1	20,254+
69	3/9 vs. BUF	T, 1-1*	30-23-11-5	Lecavalier (p)	1-4	1-2	28-27	35-35	19,907+
70	3/12 vs. LA	W, 4-2	31-23-11-5	Sarich, Prospal, Fedotenko (gw), Lecavalier	0-5	2-2	27-28	35-1	17,138
71	3/14 @ BUF	W, 4-2	32-23-11-5	Prospal, Andreychuk (p), Richards (gw), Prospal	1-4	3-3	33-28	47-35	13,876
72	3/15 @ MTL	W, 2-1	33-23-11-5	Svitov, Clymer (gw)	0-2	3-3	24-24	35-60	21,273
73	3/17 vs. MIN	T, 3-3*	33-23-12-5	Taylor, Fedotenko, St. Louis (p)	1-1	2-3	32-20	47-30	18,196
74	3/20 @ LA	T, 2-2*	33-23-13-5	Prospal (p), St. Louis (gt)	1-2	4-4	26-39	47-1	17,569
75	3/22 @ PHX	W, 4-0	34-23-13-5	Andreychuk (p-gw), Lecavalier (p), Lecavalier (s), Lecavalier (p)	3-5	3-3	24-21	35-33	13,347
76	3/24 @ SJ	W, 4-1	35-23-13-5	Andreychuk (p), Roy (gw), Lecavalier (p), Fedotenko	2-3	1-1	42-35	35-20	17,101
77	3/27 vs. NY	T, 2-2*	35-23-14-5	Richards, Lecavalier (p-gt)	1-4	2-3	34-30	35-30	18,116
78	3/29 vs. FLA	T, 1-1*	35-23-15-5	St. Louis (gt)	0-4	6-7	40-30	35-1	19,420
79	3/31 @ BOS	T, 2-2*	35-23-16-5	Fedotenko, Modin	0-2	3-3	17-35	47-31	16,856
80	4/2 vs. MTL	W, 2-1	36-23-16-5	Prospal (p), Sarich (gw)	1-4	0-0	31-27	35-30	15,754
81	4/4 vs. PHI	L, 1-4	36-24-16-5	Fedotenko	0-5	2-3	28-27	32-35	19,553
82	4/6 @ ATL	L, 2-6	36-25-16-5	Laukkanen, Lecavalier	0-0	2-4	21-41	31-47	18,033
78	3/25 vs. NJ	W, 2-1	44-21-8-5	Kubina, Richards	0-2	3-3	17-19	35-30	19,013
79	3/27 vs. WSH	W, 4-1	45-21-8-5	Lecavalier, Lecavalier, Modin, Richards	0-5	1-1	32-22	35-31	18,812
80	3/29 vs. OTT	L, 4-5*	45-21-8-6	Stillman, Boyle, Andreychuk(p), Andreychuk	1-2	2-2	28-36	31-35	19,844+
81	4/1 vs. FLA	W, 4-3	46-21-8-6	Richards, Modin, St. Louis(s), St. Louis	0-5	3-4	25-32	47-31	17,726
82	4/3 vs. ATL	L, 1-2	46-22-8-6	St. Louis	0-3	5-5	30-23	32-35	20,244+

\* Overtime  
 \*\* Shootout

(+) Sellout  
 (+) Power Play Goal

(s) Shorthanded Goal  
 (x) Shootout Game-Winner

(y) Overtime Game-Winner  
 (EV-PS) Successful Penalty Shot



2001-2002 STATS

2001-2002 INDIVIDUAL SCORING  
(27-40-11-4, 69 pts., 3rd Southeast Division)

PLAYERS

PLAYER	GP	G	A	PTS	+/-	PIM	PP	SH	GW	GT	S	%
Brad Richards	82	20	42	62	-18	13	5	0	0	1	251	7.97
Vaclav Prospal	81	18	37	55	-11	38	7	0	2	0	166	10.84
Dave Andreychuk	82	21	17	38	-12	109	9	1	5	0	161	13.04
Vincent Lecavalier	76	20	17	37	-18	61	5	0	3	1	164	12.20
Martin St. Louis	53	16	19	35	4	20	6	1	2	2	105	15.24
Ben Clymer	81	14	20	34	-10	36	4	0	2	0	151	9.27
Pavel Kubina	82	11	23	34	-22	106	5	2	3	0	189	5.82
Fredrik Modin	54	14	17	31	0	27	2	0	4	1	141	9.93
Dan Boyle (TOT)	66	8	18	26	-16	39	3	0	1	1	99	8.08
(TB)	41	5	15	20	-15	27	2	0	1	1	68	7.4
(FLA)	25	3	3	6	-1	12	1	0	0	0	31	9.7
Shane Willis (TOT)	80	11	13	24	-8	30	2	0	0	1	155	7.10
(TB)	21	4	3	7	0	6	0	0	0	0	29	13.8
(CAR)	59	7	10	17	-8	24	2	0	0	1	126	5.6
Andre Roy (TOT)	65	7	9	16	-2	211	0	0	0	0	66	10.61
(TB)	9	1	1	2	-5	63	0	0	0	0	6	16.7
(OTT)	56	6	8	14	3	148	0	0	0	0	60	10.0
Jimmie Olvestad	74	3	11	14	3	24	0	0	0	0	99	3.03
Sheldon Keefe	39	6	7	13	-11	16	0	0	1	2	52	11.54
Jassen Cullimore	78	4	9	13	-1	58	0	0	1	0	84	4.76
Cory Sarich	72	0	11	11	-4	105	0	0	0	0	55	0.00
Tim Taylor	48	4	4	8	-2	25	0	1	0	0	50	8.00
Nikita Alexeev	44	4	4	8	-9	8	1	0	1	0	47	8.51
Stan Neckar	77	1	7	8	-18	24	0	1	0	0	38	2.63
Martin Cibak	26	1	5	6	-6	8	0	0	0	0	22	4.55
Chris Dingman (TOT)	44	0	5	5	-10	103	0	0	0	0	41	0.00
(TB)	14	0	4	4	-8	26	0	0	0	0	24	0.00
(CAR)	30	0	1	1	-2	77	0	0	0	0	17	0.00
Grant Ledyard	53	1	3	4	-5	12	0	0	0	0	27	3.70
Brian Holzinger	23	1	2	3	-4	4	0	0	0	0	20	5.00
Nolan Pratt	46	0	3	3	-4	51	0	0	0	0	38	0.00
Gordie Dwyer	26	0	2	2	-4	60	0	0	0	0	6	0.00
Josef Boumedienne (TOT)	4	1	0	1	-2	6	0	0	0	0	1	100.0
(TB)	3	0	0	0	-1	4	0	0	0	0	0	0.00
(NJ)	1	1	0	1	-1	2	0	0	0	0	1	100.0
Martin Biron	36	0	0	0	-16	12	0	0	0	0	35	0.00
Sascha Goc (TOT)	11	0	0	0	-2	0	0	0	0	0	4	0.00
(TB)	9	0	0	0	0	0	0	0	0	0	2	0.00
(NJ)	2	0	0	0	-2	0	0	0	0	0	2	0.00
Dmitry Afanasev	5	0	0	0	-1	0	0	0	0	0	1	0.00
Ryan Tobler	4	0	0	0	-2	5	0	0	0	0	1	0.00
Gaetan Royer	3	0	0	0	-1	2	0	0	0	0	0	0.00
Kristian Kudroc	2	0	0	0	0	0	0	0	0	0	0	0.00

TRADED PLAYERS

PLAYER	GP	G	A	PTS	+/-	PIM	PP	SH	GW	GT	S	%
Matthew Barnaby (TB)	29	0	0	0	-7	70	0	0	0	0	13	0.00
Zdeno Cigar (TB)	27	6	6	12	-12	10	0	0	2	0	44	13.6
Glen Metropolit (TB)	2	0	0	0	-2	0	0	0	0	0	1	0.00
Juha Ylonen (TB)	65	3	10	13	-10	8	0	0	0	0	75	4.0
Andrei Zyuzin (TB)	9	0	2	2	-6	6	0	0	0	0	14	0.00

GOALTENDERS

GOALTENDER	GP	MIN	AVG	W	L	T	EN	SO	GA	SVS	SV%
Nikolai Khabibulin	70	3896	2.36	24	32	10	7	7	153	1761	.920
Oliet Kochan	5	237	4.05	0	3	1	0	0	16	113	.876

TRADED GOALTENDERS

GOALTENDER	GP	MIN	AVG	W	L	T	EN	SO	GA	SVS	SV%
Kevin Weekes (TB)	19	830	2.89	3	9	0	3	2	40	430	.915

2001-2002 GAME-BY-GAME RESULTS

#	OPPONENT	RESULT	RECORD	SCORERS	GOALTENDER(S)	PP	PK	SF-SA	ATTEND.
1	10/05 vs. NYI	L, 2-3	00-01-00-00	Olvestad, Richards (p)	Khabibulin	1-7	3-4	25-34	20,174+
2	10/07 vs. FLA	L, 0-5	00-02-00-00	-----	Khabibulin	0-4	2-4	28-37	12,858
3	10/11 @ SJ	L, 3-4	00-03-00-00	Richards, St. Louis (p), Modin	Khabibulin	1-3	4-6	27-38	16,591
4	10/13 @ LA	W, 1-0	01-03-00-00	Prospal (gw)	Weekes	0-6	6-6	19-31	17,114
5	10/14 @ ANA	W, 3-2	02-03-00-00	Modin (p), Clymer, Andreychuk (p-gw)	Khabibulin	2-5	3-4	27-35	9,579
6	10/16 @ COL	L, 1-2	02-04-00-00	Prospal	Khabibulin	0-5	3-3	20-25	18,007
7	10/20 vs. NYR	W, 5-2	03-04-00-00	Clymer (p), Modin, Andreychuk (gw), Clymer, St. Louis (p)	Khabibulin	2-7	5-5	36-35	19,056
8	10/23 vs. WSH	T, 1-1*	03-04-01-00	St. Louis (p-gt)	Khabibulin	1-5	2-2	24-21	13,119
9	10/25 vs. LA	W, 3-0	04-04-01-00	Modin (gw), St. Louis, Neckar (s)	Khabibulin	0-6	5-5	18-28	12,957
10	10/27 @ ATL	L, 3-4	04-05-01-00	Clymer (p), Prospal (p), Prospal (p)	Khabibulin(3-11), Weekes (1-14)	2-6	2-2	32-25	14,569
11	10/30 @ TOR	L, 2-3	04-06-01-00	Richards, St. Louis	Khabibulin	0-7	3-3	22-35	19,061
12	11/02 @ BUF	L, 1-4	04-07-01-00	St. Louis (p)	Weekes	1-3	3-5	27-34	16,104



#	OPPONENT	RESULT	RECORD	SCORERS	GOALTENDER(S)	PP	PK	SF-SA	ATTEND.
13	11/03 @ PIT	L, 1-2*	04-07-01-01	Lecavalier	Khabibulin	0-4	6-6	30-30	17,148
14	11/06 @ NYI	L, 0-3	04-08-01-01	-----	Khabibulin	0-5	6-7	29-22	10,316
15	11/08 vs. PHI	L, 1-2	04-09-01-01	Kubina	Khabibulin (2-35), Weekes (0-0)	0-2	2-2	23-35	17,217
16	11/10 vs. PIT	W, 3-2*	05-09-01-01	Lecavalier, Ylonen, Prospal (p-gw)	Khabibulin	1-7	4-5	34-31	18,812
17	11/15 vs. TOR	L, 2-3	05-10-01-01	Lecavalier, Taylor	Khabibulin	0-2	1-1	20-22	14,842
18	11/17 vs. CAR	W, 2-0	06-10-01-01	Clymer (gw), Taylor	Khabibulin	0-2	4-4	24-26	19,750*
19	11/20 vs. ANA	W, 3-2	07-10-01-01	Ylonen, Prospal (p), Clymer (p-gw)	Khabibulin	2-6	2-3	21-29	15,012
20	11/21 @ WSH	L, 2-3	07-11-01-01	Cullimore, Holzinger	Weekes (3-48), Khabibulin (0-0)	0-1	2-2	25-48	16,020
21	11/23 vs. NJ	W, 2-0	08-11-01-01	Modin (gw), Prospal	Khabibulin	1-9	3-3	22-29	17,572
22	11/25 @ CAR	W, 4-0	09-11-01-01	Kubina (s-gw), Taylor (s), Modin, Richards	Khabibulin	0-2	9-9	28-41	13,561
23	11/27 @ BOS	L, 3-6	09-12-01-01	Clymer (p), Andreychuk (p), St. Louis	Khabibulin (4-24) Weekes (1-5)	2-2	2-2	25-30	12,117
24	11/29 vs. ATL	W, 5-2	10-12-01-01	Kubina (p), Richards, Cullimore (gw), Andreychuk, Prospal	Khabibulin	1-3	2-3	38-41	11,421
25	12/01 @ PHI	L, 0-2	10-13-01-01	-----	Weekes	0-4	5-5	15-42	19,476
26	12/02 @ NYR	L, 0-1	10-14-01-01	-----	Khabibulin	0-3	4-4	20-27	17,866
27	12/04 @ NJ	T, 1-1*	10-14-02-01	Modin	Khabibulin	0-2	1-2	11-42	12,002
28	12/06 vs. CBJ	W, 1-0	11-14-02-01	Modin (gw)	Khabibulin	0-3	1-1	24-27	12,209
29	12/08 @ OTT	L, 2-5	11-15-02-01	Richards, Lecavalier (p)	Weekes	1-4	4-6	27-44	15,277
30	12/10 @ VAN	T, 1-1*	11-15-03-01	Richards (p)	Khabibulin	0-2	1-1	35-28	15,370
31	12/12 @ CGY	W, 3-1	12-15-03-01	Richards (p), Andreychuk (gw), Taylor	Khabibulin	1-3	2-2	21-29	13,913
32	12/14 @ EDM	L, 1-2	12-16-03-01	Keefe	Khabibulin	0-3	2-2	23-35	16,272
33	12/17 @ MTL	W, 4-3	13-16-03-01	Lecavalier, St. Louis, Clymer, St. Louis	Khabibulin	0-0	2-2	31-22	19,743
34	12/21 vs. STL	W, 4-3*	14-16-03-01	Lecavalier (p), Modin, Modin, Lecavalier (gw)	Khabibulin	1-2	3-4	18-40	15,223
35	12/26 @ NSH	W, 1-0	15-16-03-01	Modin (gw)	Weekes	0-1	2-2	22-31	13,840
36	12/27 vs. CAR	L, 2-3	15-17-03-01	Ylonen, Modin	Khabibulin	0-4	2-2	32-28	16,413
37	12/29 vs. BOS	L, 4-5*	15-17-03-02	Richards (p), Prospal (p), St. Louis (p), Cullimore	Khabibulin	3-5	1-1	28-39	20,354*
38	12/31 vs. TOR	L, 1-4	15-18-03-02	St. Louis	Weekes	0-2	2-3	17-38	16,721
39	01/02 @ MIN	L, 0-2	15-19-03-02	-----	Khabibulin	0-4	2-2	36-20	18,568
40	01/04 @ CHI	L, 0-2	15-20-03-02	-----	Khabibulin	0-4	3-4	17-29	16,608
41	01/08 @ PHX	W, 3-0	16-20-03-02	Ciger (gw), St. Louis (s), Andreychuk (p)	Khabibulin	1-3	3-3	24-33	10,570
42	01/08 vs. DAL	L, 1-2	16-21-03-02	Andreychuk	Khabibulin	0-4	4-4	35-28	12,874
43	01/12 vs. OTT	L, 1-2	16-22-03-02	Richards	Khabibulin	0-2	0-1	34-25	13,712
44	01/13 @ ATL	T, 2-2*	16-22-04-02	Andreychuk, Modin (p-gt)	Khabibulin	1-2	1-1	39-24	10,839
45	01/15 @ NJ	W, 5-4*	17-22-04-02	Ciger, St. Louis (p), Ciger, Lecavalier (p), Ciger (gw)	Weekes (3-19), Khabibulin (1-21)	2-4	1-2	17-40	11,731
46	01/18 vs. CHI	T, 2-2*	17-22-05-02	St. Louis, St. Louis (gt)	Khabibulin	0-3	0-1	32-36	17,895
47	01/19 vs. MTL	L, 1-5	17-23-05-02	Ciger	Khabibulin (3-7), Weekes (2-21)	0-3	3-3	25-28	15,264
48	01/21 vs. NJ	W, 3-2	18-23-05-02	Lecavalier, Clymer, St. Louis (gw)	Khabibulin	0-3	4-4	17-33	13,134
49	01/23 @ PIT	L, 1-5	18-24-05-02	Clymer	Khabibulin (3-11), Weekes (2-16)	0-5	1-4	27-27	15,127
50	01/25 @ BUF	L, 1-4	18-25-05-02	Modin	Khabibulin	0-6	6-6	22-33	16,690
51	01/26 @ NYI	L, 2-6	18-26-05-02	Ledyard, Lecavalier	Weekes	0-4	2-2	25-25	16,234
52	01/28 @ NYR	W, 1-0	19-26-05-02	Lecavalier (gw)	Khabibulin	0-1	1-1	21-42	18,200
53	01/30 vs. CAR	L, 1-3	19-27-05-02	Kubina (p)	Khabibulin	1-3	2-3	19-40	13,234
54	02/04 vs. OTT	T, 4-4*	19-27-06-02	Lecavalier, Prospal, Kubina, Richards	Khabibulin	0-2	3-4	31-33	12,358
55	02/06 @ FLA	W, 3-2	20-27-06-02	Andreychuk (p), Clymer, Alexeev (gw)	Weekes	1-2	2-3	21-39	13,684
56	02/07 vs. FLA	L, 1-3	20-28-06-02	Lecavalier	Khabibulin	0-2	2-2	37-26	14,911
57	02/09 vs. WSH	L, 2-4	20-29-06-02	Prospal, Andreychuk	Khabibulin (3-12), Weekes (0-8)	0-1	0-0	21-22	16,675
58	02/11 @ WSH	L, 1-3	20-30-06-02	Ciger	Weekes (2-19), Khabibulin (1-12)	0-2	3-3	20-31	16,094
59	02/26 vs. DET	L, 3-4*	20-30-06-03	Prospal, Andreychuk (p), Olvestad	Weekes	1-7	3-5	37-36	20,914*
60	03/01 vs. SJ	W, 4-2	21-30-06-03	Richards, Kubina (p), Kubina (gw), Richards	Khabibulin	1-2	1-1	30-27	15,013
61	03/02 vs. FLA	W, 3-2	22-30-06-03	Richards (p), Olvestad, Boyle (p-gw)	Khabibulin	2-3	5-5	31-26	16,684
62	03/06 vs. EDM	L, 2-3	22-31-06-03	Andreychuk (p), Prospal (p)	Khabibulin	2-8	3-3	37-39	13,256
63	03/08 vs. PHI	L, 2-4	22-32-06-03	Boyle (p), Richards	Khabibulin	1-2	1-2	22-28	20,554*
64	03/10 vs. WSH	W, 5-1	23-32-06-03	Alexeev, Keefe (gw), Richards (p), Clymer, Boyle	Khabibulin	1-3	2-2	34-21	12,025
65	03/12 @ ATL	T, 4-4*	23-32-07-03	Cibak, Andreychuk (p), Clymer, Boyle (gt)	Khabibulin	1-6	3-3	42-26	14,618
66	03/14 vs. CGY	W, 3-2	24-32-07-03	Richards, Andreychuk, Kubina (p-gw)	Khabibulin	1-4	3-3	24-32	13,473
67	03/17 vs. BUF	T, 2-2*	24-32-08-03	Andreychuk (p), Keefe (gt)	Khabibulin	1-5	6-6	24-24	15,714
68	03/18 @ PHI	T, 3-3*	24-32-09-03	Cullimore, Alexeev, Keefe (gt)	Kochan	0-1	1-2	25-41	19,405
69	03/20 vs. ATL	W, 4-2	25-32-09-03	Keefe, Andreychuk, Andreychuk (gw), Kubina (s)	Khabibulin	0-9	3-3	37-21	11,673
70	03/22 vs. MTL	T, 3-3*	25-32-10-03	Roy, Richards, Alexeev (p)	Khabibulin	1-6	2-2	40-26	16,912
71	03/24 vs. BOS	L, 3-4*	25-32-10-04	Lecavalier, Prospal, Prospal	Khabibulin	0-7	4-4	30-24	18,009
72	03/26 @ TOR	L, 2-7	25-33-10-04	Willis, Prospal Kochan (3-7)	Khabibulin (4-21), Khabibulin (0-6)	0-4	2-2	26-28	19,304
73	03/28 @ MTL	L, 1-2	25-34-10-04	Prospal (p)	Khabibulin	1-3	1-1	33-24	20,235
74	03/30 @ OTT	L, 1-3	25-35-10-04	Keefe	Kochan	0-4	4-5	17-36	17,859
75	04/01 vs. NYR	L, 4-6	25-36-10-04	Kubina, Lecavalier, Andreychuk (s), Prospal	Khabibulin	0-3	2-2	30-21	15,211
76	04/03 @ WSH	L, 1-4	25-37-10-04	Richards	Kochan (3-19), Khabibulin (0-6)	0-6	3-3	20-26	18,025
77	04/04 vs. PIT	W, 4-2	26-37-10-04	Andreychuk, Lecavalier, Andreychuk (gw), Clymer	Khabibulin	0-2	5-6	32-31	15,454
78	04/07 vs. BUF	L, 3-5	26-38-10-04	Willis, Kubina (p), Lecavalier (p)	Khabibulin	2-4	4-6	28-24	16,274
79	04/09 @ BOS	T, 2-2*	26-38-11-04	Lecavalier, Lecavalier (gt)	Khabibulin	0-4	4-4	24-38	13,946
80	04/10 @ CAR	L, 2-4	26-39-11-04	Richards, Willis	Kochan	0-3	2-4	30-26	18,210
81	04/12 vs. NYI	L, 1-3	26-40-11-04	Boyle	Khabibulin	0-6	5-7	25-20	19,869*
82	04/14 @ FLA	W, 3-2*	27-40-11-04	Andreychuk (p), Willis, Lecavalier (p-gw)	Khabibulin	2-3	5-6	33-30	18,219

\* Overtime  
 \*\* Shootout

+ Sellout  
 (p) Power Play Goal

(s) Shorthanded Goal  
 (x) Shootout Game-Winner

(y) Overtime Game-Winner  
 (EV-PS) Successful Penalty Shot



2000-2001 STATS

2000-2001 INDIVIDUAL SCORING  
(24-47-6-5, 59 pts., 5th Southeast Division)

PLAYERS

PLAYER	GP	G	A	PTS	+/-	PIM	PP	SH	GW	GT	S	%
Brad Richards*	82	21	41	62	-10	14	7	0	3	0	179	11.7
Fredrik Modin	76	32	24	56	-1	48	8	0	4	0	217	14.7
Vincent Lecavalier	68	23	28	51	-26	66	7	0	3	0	165	13.9
Martin St. Louis	78	18	22	40	-4	12	3	3	4	0	141	12.8
Brian Holzinger	70	11	25	36	-9	64	3	0	2	0	87	12.6
Pavel Kubina	70	11	19	30	-14	103	6	1	1	0	128	8.6
Adrian Kuczin (TOT)	73	4	24	28	5	45	2	0	0	0	159	2.5
(TB)	1	28	1	11	-8	25	1	0	0	0	60	17.7
(VAN)	47	3	13	16	13	20	1	0	0	0	99	3.0
Alexander Kharitonov*	66	7	15	22	-9	8	0	0	0	0	103	6.8
Todd Warriner	64	10	11	21	-13	46	3	2	1	1	99	10.1
Ryan Johnson	80	7	14	21	-20	44	1	0	0	0	71	9.9
Nils Ekman	43	9	11	20	-15	40	2	1	1	0	72	12.5
Andrei Zyuzin	64	4	16	20	-8	76	2	1	1	1	92	4.3
Matthew Barnaby (TOT)	76	5	8	13	-10	265	1	0	0	0	67	7.5
(TB)	29	4	4	8	-3	97	1	0	0	0	29	13.8
(PIT)	47	1	4	5	-7	168	0	0	0	0	38	2.6
Cory Sarich	73	1	8	9	-25	106	0	0	1	0	66	1.5
Jessen Cullimore	74	1	6	7	-6	80	0	0	0	0	56	1.8
Ben Clymer	23	5	1	6	-7	21	3	0	0	0	25	20
Stan Orlia	34	2	4	6	-11	18	1	0	0	0	20	10
Stan Neckar (TOT)	69	2	4	6	-3	71	0	0	1	0	26	7.7
(TB)	16	0	2	2	-1	8	0	0	0	0	10	0.0
(PHX)	53	2	2	4	-2	63	0	0	1	0	16	12.5
Kristian Kudroc*	22	2	2	4	0	36	0	0	1	0	12	16.7
Sheldon Keefe*	49	4	0	4	-13	38	0	0	0	0	32	12.5
John Emmons (TOT)	53	2	2	4	-5	42	0	0	0	0	37	5.4
(TB)	12	1	1	2	0	22	0	0	0	0	9	11.1
(OTT)	41	1	1	2	-5	20	0	0	0	0	28	3.6
Petr Svoboda	19	1	3	4	-4	41	0	0	0	0	16	6.2
Dmitry Afanasev*	9	1	1	2	1	4	0	0	0	0	8	12.5
Kaspars Astashenko*	15	1	1	2	-4	4	0	0	0	0	4	25
Sergey Gusev	16	1	0	1	-3	10	0	0	0	0	13	7.7
Kyle Friedrich*	13	0	1	1	-1	36	0	0	0	0	3	0.0
Gordie Dwyer*	28	0	1	1	-7	96	0	0	0	0	12	0.0
Kevin Weekes	61	0	1	1	0	4	0	0	0	0	0	0.0
Evgeny Konstantinov*	1	0	0	0	0	0	0	0	0	0	0	0.0
Marek Posmyk*	1	0	0	0	-1	0	0	0	0	0	0	0.0
Nikolai Khabibulin	2	0	0	0	0	0	0	0	0	0	0	0.0
Thomas Ziegler*	5	0	0	0	-2	0	0	0	0	0	2	0.0
Matt Elich	8	0	0	0	-5	0	0	0	0	0	7	0.0
Dieter Kochan*	10	0	0	0	0	0	0	0	0	0	0	0.0
Wade Flaherty (TOT)	22	0	0	0	0	2	0	0	0	0	0	0.0
(TB)	2	0	0	0	0	0	0	0	0	0	0	0.0
(NYI)	20	0	0	0	0	2	0	0	0	0	0	0.0

TRADED PLAYERS

PLAYER	GP	G	A	PTS	+/-	PIM	PP	SH	GW	GT	S	%
Mike Johnson (TB)	64	11	27	38	-10	38	3	1	0	1	107	10.3
Paul Mara (TB)	46	6	10	16	-17	40	2	0	1	0	58	10.3
Wayne Primeau (TB)	47	2	13	15	-17	77	0	0	0	0	47	4.3
Maxim Galanov (TB)	25	0	5	5	-5	8	0	0	0	0	10	0.0
Grant Ledyard (TB)	14	2	2	4	-5	12	0	0	0	0	12	16.7
Craig Millar (TB)	16	1	1	2	-8	10	0	0	1	0	10	10.0
Bryan Muir (TB)	10	0	3	3	-7	15	0	0	0	0	14	0.0
Steve Martins (TB)	20	1	1	2	-9	13	0	0	0	0	18	5.6
Dan Cloutier (TB)	24	0	0	0	0	4	0	0	0	0	0	0.0

GOALTENDERS

GOALTENDER	GP	MIN	AVG	W	L	T	EN	SO	GA	SVS	SV%
Evgeny Konstantinov*	1	0	0	0	0	0	0	0	0	0	--
Nikolai Khabibulin	2	123	2.93	1	1	0	0	0	6	69	.913
Kevin Weekes	61	3378	3.14	20	33	3	8	4	177	1742	.898
Wade Flaherty (TOT)	22	1135	3.38	6	12	0	3	1	64	525	.878
(TB)	2	118	4.07	0	2	0	0	0	8	55	.855
(NYI)	20	1017	3.30	6	10	0	3	1	56	470	.881
Dieter Kochan *	10	314	3.44	0	3	0	1	0	18	138	.870

TRADED GOALTENDERS

GOALTENDER	GP	MIN	AVG	W	L	T	EN	SO	GA	SVS	SV%
Dan Cloutier (TB)	24	1005	3.52	3	13	3	3	1	59	541	.891

2000-2001 GAME-BY-GAME RESULTS

#	OPPONENT	RESULT	RECORD	SCORERS	GOALTENDER(S)	PP	PK	SF-SA	ATTEND.
1	10/6 vs. NYI	T, 3-3*	0-0-1-0	Kubina (p), M. Johnson, Svoboda	Cloutier	1-9	8-8	24-36	20,686*
2	10/8 vs. VAN	L, 4-5	0-1-1-0	Martins, Modin (p), Mara, Richards	Cloutier	1-4	7-7	16-41	12,322
3	10/13 @ PIT	L, 2-3	0-2-1-0	Lecavalier (p), Holzinger	Weekes	1-3	6-6	25-26	14,927
4	10/15 vs. ATL	W, 5-2	1-2-1-0	Modin (p), Lecavalier (p), Holzinger (gw), Warriner (p), Kubina (p)	Weekes	4-12	5-5	31-22	12,373
5	10/18 @ MIN	L, 5-6	1-3-1-0	Lecavalier, Richards (p), Warriner (s), Kharitonov, Modin	Weekes (5-34), Cloutier (0-0)	1-7	5-7	24-35	18,064
6	10/21 @ NJ	L, 2-7	1-4-1-0	Modin, Kubina (p)	Cloutier (7-32), Weekes (0-12)	1-6	3-6	15-44	15,037





#	OPPONENT	RESULT	RECORD	SCORERS	GOALTENDER(S)	PP	PK	SF-SA	ATTEND.
7	10/22 @ NYR	W, 4-2	2-41-0	Modin, M. Johnson (p), Modin (gw), Modin	Weekes	1-9	7-8	22-34	18,200
8	10/25 @ DET	L, 1-5	2-51-0	Kharitonov	Weekes	0-4	2-4	26-41	19,995
9	10/27 vs. OTT	L, 0-6	2-61-0	-----	Weekes (4-17), Kochan (2-13)	0-6	3-4	24-35	15,113
10	10/31 @ CAR	L, 5-6*	2-61-1	Lecavalier, Lecavalier, Modin (p), Richards,	Weekes (6-32), Holzinger Kochan (0-0)	1-5	4-6	25-32	7,016
11	11/1 @ NYR	L, 1-6	2-71-1	R. Johnson	Weekes (6-28), Kochan (0-8)	0-3	3-5	32-36	18,200
12	11/3 vs. NYI	W, 4-3*	3-71-1	Kubina (p), Drulia, M. Johnson (s), Millar (gw)	Weekes (3-34), Kochan (0-1)	1-6	6-8	33-35	12,294
13	11/5 vs. WSH	W, 5-2	4-71-1	Primeau, M. Johnson, Mara (p-gw), Mara, Keefe	Weekes	1-8	3-4	26-26	14,582
14	11/10 vs. MTL	W, 3-1	5-71-1	Lecavalier, Modin (gw), Drulia (p-r)	Weekes	1-6	7-8	17-27	13,313
15	11/11 vs. CGY	L, 3-4	5-81-1	M. Johnson (p), Lecavalier, Modin (p)	Weekes (4-40), Kochan (0-0)	2-5	3-4	32-40	13,088
16	11/14 @ MTL	W, 1-0	6-81-1	Lecavalier (p-gw)	Weekes	1-7	8-8	23-34	19,052
17	11/17 @ TOR	L, 2-2*	6-81-1	M. Johnson, Warriner (gt)	Weekes	0-4	6-6	21-36	19,145
18	11/20 @ DAL	L, 2-6	6-91-1	Kubina (p), Richards (p)	Weekes (5-20), Cloutier (1-5)	2-8	3-4	20-25	17,001
19	11/22 vs. ATL	W, 8-2	7-91-1	Richards, Keefe, Lecavalier (gw), Richards (p), St. Louis (s), Gusev, Kubina, Modin	Cloutier	1-6	4-4	33-27	12,637
20	11/24 vs. FLA	W, 2-1	8-91-1	M. Johnson, Sarich (gw)	Weekes	0-3	4-4	22-21	19,424
21	11/25 @ FLA	L, 1-2*	8-91-2	St. Louis	Cloutier	0-5	5-5	22-27	15,612
22	11/27 @ NYI	L, 4-7	8-101-2	Lecavalier, Modin (p) Richards, St. Louis	Weekes (4-18), Cloutier (3-20)	1-7	5-6	23-38	7,807
23	11/29 @ WSH	L, 1-4	8-111-2	Lecavalier (p)	Weekes	1-5	3-5	14-45	11,504
24	12/1 @ ATL	L, 3-5	8-121-2	Mara (p), Holzinger, Richards (p)	Weekes	2-6	2-3	30-37	14,599
25	12/2 vs. DET	W, 3-0	9-121-2	Lecavalier (gw), Lecavalier, Warriner (p)	Cloutier	1-7	6-6	32-26	20,718*
26	12/6 @ PHI	L, 3-6	9-131-2	Kubina, Lecavalier, Modin	Cloutier	0-3	1-2	23-40	18,565
27	12/8 vs. COL	L, 0-2	9-141-2	-----	Kochan (2-29), Konstantinov (0-0)	0-2	2-4	24-29	19,826*
28	12/11 @ DAL	L, 2-2*	9-141-3	Kharitonov, M. Johnson (p-gt)	Kochan (2-33), Cloutier (0-0)	1-4	4-5	26-33	18,007
29	12/14 @ PHX	L, 2-3	9-151-3	Modin, M. Johnson	Weekes (3-35), Cloutier (0-0)	0-6	3-4	22-35	11,944
30	12/16 @ LA	W, 4-3	10-151-3	Modin, Modin, Richards, St. Louis (gw)	Weekes	0-3	4-5	24-41	15,576
31	12/17 @ ANA	L, 1-3	10-161-3	Richards	Cloutier	0-6	1-2	26-27	11,207
32	12/21 vs. PIT	L, 1-1*	10-161-4	Astashenko	Weekes	0-4	3-3	32-39	14,444
33	12/23 vs. NJ	L, 1-5	10-171-4	R. Johnson	Weekes (4-13), Cloutier (1-13)	0-4	3-5	29-26	15,184
34	12/26 vs. CAR	W, 3-2	11-171-4	Modin (p), Keefe, Richards (gw)	Weekes	1-6	4-5	22-22	12,128
35	12/28 vs. PHI	W, 4-3	12-171-4	St. Louis, St. Louis, Modin, Modin (gw)	Weekes	4-0	6-6	18-35	20,142*
36	12/30 vs. BOS	L, 1-1*	12-171-5	Zyuzin (p-gt)	Cloutier	1-6	5-5	23-34	16,623
37	12/31 vs. TOR	L, 2-3	12-181-5	Richards (p), R. Johnson	Weekes (3-34), Cloutier (0-1)	1-3	0-1	24-35	16,105
38	1/3 @ CAR	L, 2-3	12-191-5	Mara, Lecavalier	Cloutier (3-8), Weekes (0-12)	0-7	5-6	38-20	7,517
39	1/4 @ OTT	L, 3-8	12-201-5	Holzinger, Kharitonov, R. Johnson (p)	Weekes (4-21), Cloutier (4-23)	1-6	2-3	25-44	17,026
40	1/7 @ CHI	L, 4-7	12-211-5	Holzinger, Holzinger, Primeau, Kharitonov	Weekes (2-18), Cloutier (4-24)	0-3	3-4	20-43	12,424
41	1/10 @ TOR	W, 3-1	13-211-5	R. Johnson, Holzinger (gw), Modin (e)	Cloutier	1-4	4-4	24-28	19,129
42	1/12 vs. PHI	L, 0-3	13-221-5	-----	Cloutier	0-3	4-5	21-34	19,303
43	1/14 vs. DAL	L, 2-3	13-231-5	Richards, Modin	Cloutier	0-2	4-5	24-19	12,774
44	1/16 @ BUF	L, 1-3	13-241-5	Keefe	Weekes	0-4	6-6	41-31	16,309
45	1/18 @ MTL	L, 1-3	13-251-5	Ekman	Weekes	0-4	2-2	13-30	19,793
46	1/20 @ OTT	L, 0-3	13-261-5	-----	Cloutier	0-5	10-10	18-42	18,211
47	1/21 @ CBJ	L, 1-3	13-271-5	Zyuzin (s)	Weekes	0-5	4-5	27-30	17,652
48	1/23 vs. WSH	L, 2-5	13-281-5	Ekman, St. Louis	Weekes	0-3	2-3	29-33	11,854
49	1/25 vs. OTT	L, 2-5	13-291-5	Richards (p), Kharitonov	Weekes	1-3	3-3	15-38	13,389
50	1/27 @ FLA	L, 2-3*	13-291-6	Modin, Holzinger	Weekes	0-3	3-3	21-30	14,612
51	1/29 @ CAR	L, 2-5	13-301-6	Modin (p), Modin	Cloutier	1-4	2-4	16-35	8,030
52	1/30 vs. FLA	W, 4-3	14-301-6	St. Louis, Kubina (p), Warriner (p), Warriner (gw)	Weekes	2-7	6-8	26-26	11,610
53	2/1 vs. BUF	W, 4-2	15-301-6	Richards, St. Louis (s), Kudroc (gw), M. Johnson	Weekes	0-3	3-4	19-25	12,812
54	2/6 vs. MIN	L, 2-4	15-311-6	Mara, Richards	Weekes	0-5	4-4	39-21	11,122
55	2/8 @ STL	L, 1-4	15-321-6	Warriner	Weekes	0-7	2-3	27-36	19,765
56	2/10 @ BOS	L, 2-6	15-331-6	Modin, Barnaby (p)	Weekes (4-17), Kochan (2-6)	1-7	5-8	20-23	17,565
57	2/13 vs. PHX	L, 2-5	15-341-6	Ledyard, St. Louis	Kochan	0-5	2-4	24-27	10,843
58	2/15 vs. BOS	L, 3-6	15-351-6	Lecavalier (p), Modin, Ekman	Kochan	1-8	2-4	29-17	13,621
59	2/17 vs. NYR	L, 4-5	15-361-6	Barnaby, Modin, Ekman, Modin	Weekes	1-6	1-1	33-27	20,154*
60	2/18 @ NSH	L, 2-3	15-371-6	St. Louis, Ekman	Weekes	0-5	5-6	16-34	15,260
61	2/20 vs. STL	W, 3-2	16-371-6	Warriner, Warriner, Kubina (gw)	Weekes	0-9	5-6	20-30	13,442
62	2/24 @ PHI	L, 0-0*	16-371-7	-----	Weekes	0-9	5-5	36-27	19,676
63	2/25 @ BUF	L, 4-5	16-381-7	R. Johnson, Cullimore, Ekman (s), Warriner (s)	Weekes	4-0	7-10	26-37	18,890
64	3/1 @ BOS	L, 1-3	16-391-7	Lecavalier	Weekes	0-4	4-5	19-30	14,711
65	3/5 @ NYI	W, 6-0	17-391-7	Zyuzin (gw), Barnaby, Emmons, Zyuzin (p), Lecavalier (p), Ekman (p)	Weekes	3-9	11-11	26-25	12,542
66	3/4 @ NJ	L, 0-6	17-401-7	-----	Flaherty	0-5	3-5	15-30	13,378
67	3/6 vs. SJ	W, 2-1*	18-401-7	Kharitonov, Richards (gw)	Weekes	0-13	8-8	30-18	11,243
68	3/8 @ CAR	W, 1-0	19-401-7	St. Louis (gw)	Weekes	0-4	4-4	15-20	10,656
69	3/10 vs. CBJ	W, 4-1	20-401-7	Holzinger (p), St. Louis (p-gw), St. Louis (p), Ledyard	Weekes	3-7	7-7	33-22	17,111
70	3/13 vs. EDM	L, 4-5*	20-401-8	Richards (p), Richards, Clymer, Holzinger (p)	Weekes	2-5	4-5	21-30	14,596
71	3/15 vs. TOR	W, 3-2	21-401-8	Afanasevskoy, St. Louis, Modin (gw)	Weekes	0-5	6-6	23-28	15,587
72	3/17 vs. PIT	W, 5-1	22-401-8	Lecavalier, St. Louis (s-gw), Kubina (s), St. Louis (p), Lecavalier	Weekes	1-4	8-8	20-26	20,835*
73	3/21 @ ATL	W, 4-3	23-401-8	Lecavalier (p), R. Johnson, Modin (p), Richards (gw)	Weekes	2-4	3-4	32-34	13,554
74	3/22 vs. ATL	L, 0-2	23-411-8	-----	Weekes	0-7	6-6	29-30	12,741
75	3/24 vs. WSH	L, 2-3	23-421-8	Clymer (p), Modin	Weekes	1-3	6-7	22-40	16,212
76	3/24 vs. NJ	L, 1-7	23-431-8	Modin	Weekes	0-1	1-3	26-35	14,676
77	3/29 vs. MTL	L, 2-6	23-441-8	Clymer (p), Ekman	Weekes	1-2	3-4	31-24	11,542
78	3/30 @ FLA	W, 4-2	24-441-8	Richards, Barnaby, Ekman (gw), Clymer (e)	Khabibulin	0-3	5-5	27-34	15,937
79	4/1 vs. BUF	L, 2-4	24-451-8	Emmons, Kubina	Weekes	0-4	4-6	22-25	15,214
80	4/4 @ PIT	L, 2-4	24-461-8	Lecavalier, Kudroc	Weekes	0-4	4-6	25-37	17,148
81	4/5 vs. NYR	L, 3-4*	24-461-9	St. Louis, Clymer (p), Lecavalier	Khabibulin	1-4	3-3	28-35	18,454
82	4/8 @ WSH	L, 1-2	24-471-9	Aucoin (p)	Flaherty	1-3	5-5	24-25	18,672

\* Overtime  
 \*\* Shootout

+ Sellout  
 (p) Power Play Goal

(s) Shorthanded Goal  
 (x) Shootout Goal-Winner

(y) Overtime Game-Winner  
 (EV-PS) Successful Penalty Shot



1999-2000 STATS

1999-2000 INDIVIDUAL SCORING  
(13-47-9-7, 54 pts., 4th Southeast Division)

PLAYERS

PLAYER	GP	G	A	PTS	+/-	PIM	PP	SH	GW	GT	S
Vincent Lecavalier	80	25	42	67	43	25-	6	0	3	1	166
Fredrik Modin	80	22	26	48	18	26-	3	0	5	0	167
Mike Johnson (TOT)	80	21	26	47	27	6	6	1	3	0	132
(TB)	28	10	12	4	2-	4	0	0	0	0	43
(TOR)	52	11	14	25	23	8	2	1	3	0	89
Stan Drulia	68	11	22	33	24	18-	1	2	1	1	94
Brian Holzinger (TOT)	73	10	20	30	51	3-	1	2	2	0	104
(TB)	14	3	3	6	21	7-	1	1	0	0	23
(BUF)	59	7	17	24	30	4	0	1	2	0	81
Todd Warriner (TOT)	73	14	14	28	36	8-	3	1	0	0	133
(TB)	55	11	13	24	34	14-	3	1	0	0	100
(TOR)	18	3	1	4	2	6	0	0	0	0	33
Pavel Kubina	69	8	18	26	19	19	6	0	3	0	89
Petr Svoboda	70	2	29	25	170	11-	2	0	0	0	128
Paul Mara*	54	7	11	18	73	27-	4	0	1	0	78
Ryan Johnson* (TOT)	80	4	14	18	16	8-	0	0	0	0	49
(TB)	14	0	2	2	9-	0	0	0	0	0	5
(FLA)	66	4	12	16	14	1	0	0	0	0	44
Robert Petrovicky	43	7	10	17	14	2	1	0	0	0	50
Wayne Primeau (TOT)	58	7	10	17	63	12-	2	0	1	0	75
(TB)	17	2	3	5	25	4-	0	0	0	0	35
(BUF)	41	5	7	12	38	8-	2	0	1	0	40
Don Kees	50	4	10	21	14	11-	0	1	1	0	55
Jaroslav Svejkskovsky (TOT)	52	6	7	13	50	14	1	0	0	0	60
(TB)	29	5	5	10	28	7-	0	0	0	0	42
(WSH)	23	1	2	3	2	7-	1	0	0	0	18
Steve Martins (TOT)	59	6	7	13	37	12-	0	1	1	0	85
(TB)	5	1	5	7	37	11-	0	1	0	0	62
(OTT)	2	1	0	1	0	1-	0	0	0	0	3
Bruce Gardiner (TOT)	51	3	9	12	41	20-	0	0	0	0	48
(TB)	41	3	6	9	37	21-	0	0	0	0	30
(OTT)	10	0	3	3	4	1	0	0	0	0	18
Andrei Guzin	2	0	11	9	33	14	0	0	0	0	47
Ben Clymer*	60	2	6	8	87	26-	2	0	0	0	98
Bryan Muir (TOT)	41	3	4	7	45	9-	0	1	0	0	51
(TB)	30	1	1	2	32	8-	0	0	0	0	32
(CHI)	11	2	3	5	13	1-	0	0	0	0	19
Cory Sarich* (TOT)	59	0	6	6	77	6-	0	1	0	0	18
(TB)	17	0	2	2	42	8-	0	0	0	0	20
(BUF)	42	0	4	4	35	2	0	0	0	0	49
Sergey Gusev	28	2	3	5	6	9-	1	0	0	0	23
Nils Ekman*	2	0	4	4	36	8-	1	0	0	0	42
Pavel Torgaev (TOT)	14	0	4	6	6	1	0	0	0	0	16
(TB)	5	0	2	2	2	1	0	0	0	0	6
(CGY)	9	0	2	2	4	0	0	0	0	0	12
Marek Psomyk*	18	1	2	3	20	1	0	0	0	0	22
Matt Elie*	8	1	1	2	0	1-	0	0	0	0	5
Dwayne Hay* (TOT)	19	1	1	2	4	2-	0	0	0	0	14
(TB)	13	1	1	2	2	0	0	0	0	0	11
(FLA)	6	0	0	0	2	2-	0	0	0	0	3
Jessen Collimore	46	1	1	2	66	12-	0	0	0	0	23
Shawn Burr	4	0	2	0	2	0	0	0	0	0	6
Reid Simpson	26	1	0	1	103	3-	0	0	0	0	13
Dale Rominski*	3	0	1	1	2	1	0	0	0	0	0
Kaspars Astashenko*	8	0	1	1	4	2-	0	0	0	0	3
Zac Bieri*	12	0	1	1	15	0	0	0	0	0	7
Gordie Beyer*	0	0	1	1	135	6-	0	0	0	0	0
Andrei Skopintsev	4	0	0	0	6	4-	0	0	0	0	0
Daren Puppa	5	0	0	0	2	0	0	0	0	0	0
Dieter Kochan*	5	0	0	0	0	0	0	0	0	0	0
Kyle Froedrich	10	0	0	0	39	1-	0	0	0	0	0
Rich Parent	14	0	0	0	2	0	0	0	0	0	0
Kevin Hodson	24	0	0	0	2	0	0	0	0	0	0
Dan Cloutier	52	0	0	0	29	0	0	0	0	0	0

TRADED PLAYERS

PLAYER	GP	G	A	PTS	+/-	PIM	PP	SH	GW	GT	S
Mike Sillinger (TB)	67	19	25	44	86	29-	6	3	1	0	126
Chris Gratton (TB)	58	14	27	41	121	24-	4	0	1	1	168
Darcy Tucker (TB)	50	14	20	34	108	15-	1	0	2	0	98
Steve Guolla (TB)	46	6	10	16	11	2	2	0	0	0	52
Stephane Richer (TB)	20	7	5	12	4	2	1	0	0	0	47
Andreas Johansson (TB)	12	2	3	5	8	1	0	0	0	0	11
Michael Nylander (TB)	11	1	2	3	4	3-	1	0	0	0	10
Bill Roulider (TB)	14	1	2	3	2	3-	1	0	0	0	21
Chris McElginie (TB)	10	1	1	2	10	5-	0	0	0	0	5
Jan Herbers (TB)	37	0	0	0	45	12-	0	0	0	0	1
Colin Forbes (TB)	8	0	0	0	18	4-	0	0	0	0	3
Jeff Shevalier (TB)	5	0	0	0	2	1-	0	0	0	0	2
Viacheslav Butsayev (TB)	2	0	0	0	0	2-	0	0	0	0	1

GOALTENDERS

GOALTENDER	GP	MIN	AVG	W	L	T	EN	SO	GA	SVS	SV%
Dan Cloutier	52	2492	3.49	9	30	3	3	0	145	1258	.889
Zac Bieri*	12	509	3.85	4	4	1	0	0	31	308	.895
Kevin Hodson	789	3817	2	7	4	3	9	0	47	327	.856
Rich Parent	14	698	3.70	2	7	1	1	0	43	353	.878
Dieter Kochan*	5	238	4.29	1	4	0	1	0	17	111	.847
Daren Puppa	5	249	4.58	1	2	0	0	0	19	129	.853

1999-2000 GAME-BY-GAME RESULTS

#	OPPONENT	RESULT	RECORD	SCORERS	GOALTENDER(S)	PP	PK	SF-SA	ATTEND.
1	10/2 vs NYI	W, 4-2	1-0-0-0	Nylander (p), Guolla, Modin (gw), Sillinger	Puppa	1-6	3-3	29-34	19,758*
2	10/7 vs LA	L, 2-5	1-1-0-0	Drulia, Sillinger	Puppa	0-5	4-6	28-28	10,614
3	10/9 @ NJ	L, 0-1	1-2-0-0	-----	Cloutier (1-32), Hodson (0-0)	0-4	2-2	14-32	13,982
4	10/15 vs ANA	L, 2-3	1-3-0-0	Richer, Richer	Puppa (3-29), Cloutier (0-0)	0-0	2-2	16-29	11,616
5	10/16 vs ATL	T, 4-4*	1-3-1-0	Richer (p), Lecavalier, Sillinger (p), Gratton (p-gt)	Cloutier (4-14), Hodson (0-9)	3-7	3-5	35-23	11,565



#	OPPONENT	RESULT	RECORD	SCORERS	GOALTENDER(S)	PP	PK	SF-SA	ATTEND.
6	10/19 vs VAN	L, 5-6*	1-3-1-1	Houlder (p), Tucker, Gratton, Gusev (p), Richer	Puppa (4-19), Cloutier (2-9)	2-5	2-3	41-28	16,548
7	10/23 vs CGY	W, 2-1	2-3-1-1	Richer, Kesa (gw)	Cloutier	0-6	5-5	25-36	13,102
8	10/27 @ BUF	L, 3-4	2-4-1-1	Gratton, Drulia, Lecavalier (p)	Cloutier	1-3	4-4	18-27	14,494
9	10/28 @ BOS	L, 3-7	2-5-1-1	Johansson, Lecavalier, Drulia	Puppa (5-19), Hodson (2-18)	0-1	2-6	25-37	14,760
10	10/30 @ DAL	W, 2-1	3-5-1-1	Lecavalier, Modin (gw)	Cloutier	0-3	2-3	31-23	17,001
11	11/3 @ ATL	L, 1-4	3-6-1-1	Lecavalier (p)	Cloutier (3-8), Hodson (1-12)	1-9	9-10	26-20	17,351
12	11/6 @ PIT	W, 7-4	4-6-1-1	Richer, Sillinger, Martins, Gusev, Lecavalier (p-gw), Modin, Drulia (s-e)	Cloutier	1-1	4-5	24-37	13,698
13	11/7 vs DET	W, 3-2	5-6-1-1	Modin, Gratton (p), Tucker (gw)	Hodson	1-5	4-4	27-33	19,758*
14	11/9 @ WSH	L, 1-2	5-7-1-1	Petrovicky	Cloutier (2-38), Hodson (0-0)	0-7	5-5	29-38	10,021
15	11/12 vs BUF	W, 4-2	6-7-1-1	Martins (s), Sillinger (p), Kubina (gw), Tucker	Cloutier	1-5	3-3	28-30	14,035
16	11/13 @ CAR	L, 2-4	6-8-1-1	Guolla, Sillinger	Hodson (2-2), Cloutier (2-19)	0-3	2-4	11-21	10,288
17	11/17 @ ATL	L, 4-5	6-9-1-1	Modin, Gardiner, Clymer (p), Johansson	Cloutier (5-31), Hodson (0-0)	1-7	6-7	24-31	17,355
18	11/18 vs PIT	W, 2-1	7-9-1-1	Petrovicky, Kubina (gw)	Hodson	0-3	6-6	18-27	15,756
19	11/20 @ PHI	L, 1-4	7-10-1-1	Zyuzin	Hodson	0-3	4-5	18-26	19,617
20	11/22 vs PHI	W, 4-1	8-10-1-1	Drulia, Lecavalier (p-gw), Svoboda (p), Gratton (e)	Bierk	2-6	4-5	17-31	13,912
21	11/24 vs NYR	L, 3-6	8-11-1-1	Gratton, Clymer (p), Modin (p)	Cloutier	2-6	4-5	27-31	14,020
22	11/26 vs CAR	T, 3-3*	8-11-2-1	Lecavalier (p), Cullimore, Zyuzin	Hodson	1-2	1-3	30-21	14,344
23	11/28 vs BUF	L, 2-3*	8-11-2-2	Petrovicky, Svoboda (p)	Cloutier	1-9	4-4	25-27	13,131
24	12/1 @ AHO	W, 4-2	9-11-2-2	Kesa, Kesa, Tucker (gw), Tucker (e)	Cloutier	0-4	2-2	33-35	12,047
25	12/2 @ PHO	L, 1-3	9-12-2-2	Simpson	Cloutier (3-36), Hodson (0-0)	0-2	4-4	18-36	13,522
26	12/4 @ LA	T, 3-3*	9-12-3-2	Warriner, Gratton (p), Drulia (gt)	Cloutier (3-37), Hodson (0-0)	1-4	3-4	31-37	17,407
27	12/6 @ SJ	T, 3-3*	9-12-4-2	Tucker, Sillinger, Petrovicky	Cloutier	0-4	8-8	27-31	16,103
28	12/10 vs CAR	W, 3-2	10-12-4-2	Lecavalier, Drulia, Gratton (gw)	Cloutier	0-3	4-5	22-30	12,974
29	12/14 vs NSH	T, 4-4*	10-12-5-2	Sillinger (s), Lecavalier, Sillinger, Guolla (gt)	Cloutier (3-8), Hodson (1-15)	0-3	1-2	32-23	12,144
30	12/18 @ PHI	L, 0-4	10-13-5-2	-----	Cloutier (1-5), Hodson (1-15)	0-6	3-4	29-29	19,559
31	12/19 @ NYR	L, 4-5*	10-13-5-3	Sillinger (s), Mara (p), Modin, Guolla (p)	Cloutier	2-6	3-5	37-29	18,200
32	12/21 vs TOR	L, 2-4	10-14-5-3	Tucker, Richer	Cloutier	0-3	3-4	32-34	17,247
33	12/23 @ PIT	L, 2-4	10-15-5-3	Tucker, Tucker, Mara	Cloutier	0-3	5-6	37-22	16,043
34	12/26 @ ATL	L, 3-6	10-16-5-3	Guolla, Gratton, Kubina	Hodson	1-5	4-4	24-26	18,545
35	12/27 vs FLA	L, 1-6	10-17-5-3	Kesa (s)	Cloutier	0-4	4-6	21-31	16,802
36	1/1 @ FLA	L, 5-7	10-18-5-3	Lecavalier, Modin, Guolla, Lecavalier, Gratton	Hodson (6-28), Cloutier (0-0)	0-3	3-4	28-29	17,802
37	1/5 @ VAN	T, 3-3*	10-18-6-3	Modin, Kubina (p), Muir	Hodson	1-5	8-8	27-38	12,752
38	1/7 @ EDM	L, 1-5	10-19-6-3	Modin	Cloutier (4-31), Hodson (1-6)	0-3	1-2	28-37	14,212
39	1/8 @ CGY	L, 2-3*	10-19-6-4	Sillinger, Gratton	Cloutier	0-2	3-4	17-38	14,564
40	1/11 vs NJ	L, 5-6	10-20-6-4	Petrovicky, Gardiner, Sillinger (p), Warriner, Mara	Cloutier	1-4	3-5	26-31	13,136
41	1/13 vs NYR	W, 4-2	11-20-6-4	Petrovicky, Lecavalier (p), Sillinger (p-gw), Tucker (e)	Cloutier	2-6	5-5	31-31	14,421
42	1/15 vs FLA	L, 2-5	11-21-6-4	Modin (p), Sillinger (s)	Parent	1-1	3-5	27-26	14,619
43	1/17 vs WSH	L, 3-6	11-22-6-4	Tucker (p), McAlpine, Martins	Parent	1-4	4-6	21-29	8,323
44	1/20 vs BOS	L, 2-4	11-23-6-4	Svejkovsky, Svejkovsky	Hodson	0-3	2-2	28-30	11,418
45	1/22 @ NYI	L, 0-2	11-24-6-4	-----	Hodson (2-16), Parent (0-0)	0-5	3-4	28-16	8,399
46	1/24 @ WSH	L, 2-8	11-25-6-4	Tucker, Modin	Cloutier	0-2	1-2	26-33	11,994
47	1/25 @ BUF	L, 1-2	11-26-6-4	Tucker	Cloutier (2-24), Hodson (0-0)	0-3	5-5	22-24	17,429
48	1/28 vs EDM	L, 3-7	11-27-6-4	Kubina (p), Sillinger (p), Gratton	Cloutier (4-26), Hodson (3-12)	2-7	4-6	33-38	12,395
49	1/29 vs ATL	W, 2-1	12-27-6-4	Modin, Modin (gw)	Cloutier	0-6	6-7	29-27	13,261
50	2/1 vs TOR	L, 3-5	12-28-6-4	Sillinger, Kubina (p), Gratton	Cloutier (4-21), Hodson (0-1)	1-6	5-5	24-23	10,073
51	2/3 vs MTL	L, 1-2*	12-28-6-5	Tucker	Cloutier	0-5	6-6	17-23	9,516
52	2/8 vs SJ	L, 0-8	12-29-6-5	-----	Hodson	0-3	4-7	23-23	11,225
53	2/10 @ NYI	L, 4-5*	12-29-6-6	Drulia (s), Mara (p), Lecavalier, Modin	Parent	1-7	4-6	27-42	6,808
54	2/12 vs CAR	L, 2-5	12-30-6-6	Ekman (p), Modin (p)	Cloutier (3-16), Parent (2-19)	2-3	4-5	23-35	13,097
55	2/15 vs NYR	T, 2-2*	12-30-7-6	Warriner, Lecavalier (gt)	Cloutier	0-6	4-6	32-28	12,483
56	2/17 @ OTT	L, 2-6	12-31-7-6	Lecavalier, Modin	Cloutier (4-23), Parent (2-20)	0-3	5-7	19-43	16,214
57	2/19 @ CAR	L, 2-4	12-32-7-6	Lecavalier, Modin (p)	Parent (4-24), Cloutier (0-1)	1-6	5-6	30-25	14,896
58	2/21 vs PIT	W, 2-1	13-32-7-6	Gardiner, Kubina (p-gw)	Cloutier	1-4	3-3	32-22	16,081
59	2/24 vs OTT	W, 5-4	14-32-7-6	M. Johnson, Sillinger, M. Johnson (p), Ekman, Martins (gw)	Bierk	1-3	3-3	20-37	13,343
60	2/26 @ NSH	W, 3-2	15-32-7-6	M. Johnson, M. Johnson (p), Mara (gw)	Bierk	1-5	3-4	17-30	17,113
61	2/27 @ DET	L, 1-3	15-33-7-6	Sillinger (p)	Bierk (2-6), Parent (1-29)	1-4	2-2	24-35	19,583
62	3/1 vs WSH	L, 2-4	15-34-7-6	Elich, Lecavalier	Cloutier	0-4	5-6	23-26	12,813
63	3/3 @ CHI	L, 1-5	15-35-7-6	Warriner	Bierk (4-21), Cloutier (1-11)	0-5	4-4	26-32	14,984
64	3/4 @ COL	L, 1-4	15-36-7-6	Kubina (p)	Cloutier	1-6	7-7	20-23	18,007
65	3/8 vs PHI	L, 2-3*	15-36-7-7	Sillinger, Gratton (p)	Cloutier	1-4	4-6	27-39	17,004
66	3/10 vs ATL	L, 3-4	15-37-7-7	M. Johnson, Kubina (p), Petrovicky (p)	Cloutier (4-26), Bierk (0-0)	2-5	2-5	33-26	12,232
67	3/12 @ CHI	L, 1-4	15-38-7-7	Warriner	Parent	0-6	3-4	23-27	13,491
68	3/14 @ MTL	W, 4-3	16-38-7-7	Martins, Lecavalier, Modin, Modin (gw)	Cloutier (1-11), Parent (2-18)	0-0	5-5	24-29	19,891
69	3/15 @ NYR	T, 4-4*	16-38-8-7	Lecavalier, Hay, Drulia (p), Mara (p)	Parent	2-3	4-4	30-40	18,200
70	3/17 @ NJ	W, 3-1	17-38-8-7	M. Johnson, Modin (gw), Warriner (p)	Parent	1-7	2-2	22-35	14,209
71	3/19 @ WSH	L, 2-5	17-39-8-7	Warriner (p), Svejkovsky	Parent	1-6	4-5	29-26	14,937
72	3/21 @ BOS	L, 0-4	17-40-8-7	-----	Bierk	0-6	3-5	19-42	14,205
73	3/24 vs STL	L, 1-5	17-41-8-7	Primeau	Cloutier	0-9	6-8	21-25	13,528
74	3/26 vs MTL	L, 1-3	17-42-8-7	Holzinger (s)	Parent	0-4	6-7	30-19	12,775
75	3/28 vs DAL	L, 2-4	17-43-8-7	Lecavalier, Warriner (s)	Kochan (4-17), Cloutier (0-11)	0-6	7-7	30-28	11,480
76	3/30 vs OTT	W, 6-3	18-43-8-7	Posmyk, Holzinger, Svejkovsky, Lecavalier (gw), Primeau, Warriner (e)	Bierk	0-5	5-7	23-36	13,310
77	4/1 @ FLA	T, 3-3*	18-43-9-7	M. Johnson, Warriner (p), M. Johnson	Bierk	1-5	6-6	19-36	16,855
78	4/2 vs NJ	L, 1-4	18-44-9-7	Modin	Bierk	0-5	3-5	27-34	15,064
79	4/4 vs BOS	W, 5-4	19-44-9-7	Modin, Lecavalier, Lecavalier, M. Johnson (p), Drulia (gw)	Bierk (3-13), Kochan (1-31)	1-2	7-7	19-44	15,204
80	4/6 @ MTL	L, 1-5	19-45-9-7	Warriner	Kochan (4-13), Bierk (1-22)	0-4	6-7	22-35	20,905
81	4/8 @ TOR	L, 2-4	19-46-9-7	Holzinger (p), M. Johnson (p)	Kochan (4-28), Cloutier (0-0)	2-6	4-4	35-28	19,303
82	4/9 @ OTT	L, 2-5	19-47-9-7	Drulia, Svejkovsky	Kochan	0-5	2-3	19-23	18,022

\* Overtime  
 \*\* Shootout

+ Sellout  
 (p) Power Play Goal

(s) Shorthanded Goal  
 (x) Shootout Game-Winner

(y) Overtime Game-Winner  
 (EV-PS) Successful Penalty Shot



1998-1999 STATS

1998-1999 INDIVIDUAL SCORING  
(19-54-9, 47 pts., 4th Southeast Division)

PLAYERS

PLAYER	GP	G	A	PTS	PIM	+/-	PP	SH	GW	GT	S
Darcy Tucker	82	21	22	43	176	-34	8	2	3	0	178
Chris Gratton (TOT)	78	8	26	34	143	-28	1	0	1	1	181
(TB)	52	7	19	26	102	-20	1	0	1	1	127
(PHI)	26	1	7	8	41	-8	0	0	0	0	54
Stephane Richer	64	12	21	33	22	-10	3	2	1	0	139
Vincent Lecavalier*	82	13	15	28	23	-19	2	0	2	1	125
Petr Svoboda (TOT)	59	5	18	23	81	1	1	1	1	0	83
(TB)	34	1	16	17	53	-4	0	0	0	0	46
(PHI)	25	4	3	4	28	5	1	1	1	0	37
Pavel Kubina*	68	9	12	21	80	-33	3	1	1	1	119
Colin Forbes (TOT)	80	12	8	20	61	-5	0	1	4	0	117
(TB)	14	3	1	4	10	-5	0	1	0	0	25
(PHI)	66	9	7	16	51	0	0	0	4	0	92
Rob Zamuner	58	8	11	19	24	-15	1	1	2	0	89
Cory Cross	67	2	16	18	92	-25	0	0	0	0	96
Alexandre Daigle (TOT)	63	9	8	17	4	-13	4	0	1	2	82
(TB)	32	6	12	2	-12	3	0	0	0	2	56
(PHI)	31	3	2	5	2	-1	1	0	1	0	26
Jessen Collimore	78	5	12	17	81	-22	1	1	1	0	73
Michael Nylander (TOT)	33	4	10	14	8	-9	1	0	0	0	33
(TB)	24	2	7	9	6	-10	0	0	0	0	26
(CIV)	9	2	3	5	2	1	1	0	0	0	7
Mike Sillinger (TOT)	79	8	13	5	-36	-29	0	2	0	0	82
(TB)	54	8	2	10	29	-20	0	2	0	0	69
(PHI)	25	0	3	3	8	-9	0	0	0	0	23
Sergey Gusev* (TOT)	6	1	7	8	16	-3	0	0	1	0	46
(TB)	14	0	3	3	10	-8	0	0	0	0	16
(DAL)	22	1	4	5	6	5	0	0	1	0	30
David Wilkie	46	1	4	8	69	-19	0	0	0	0	35
Robert Petrovicky	28	3	4	7	6	-8	0	0	0	0	32
Mike McBain	37	0	6	6	14	-11	0	0	0	0	22
Kjell Samuelsson	46	1	4	5	38	-6	0	0	0	0	22
Steve Kelly	34	1	4	5	27	-15	0	0	1	0	15
Corey Schwab	40	0	4	4	4	0	0	0	0	0	0
Michal Sykora	10	1	2	3	0	-7	0	0	1	0	24
Drew Bannister	21	1	2	3	24	-4	0	0	0	0	29
Joson Bonisignore	23	0	3	3	8	-4	0	0	0	0	12
Paul Mara*	1	1	2	0	-3	1	0	0	0	0	1
Andrei Skopintsev	19	1	1	2	10	1	0	0	0	0	17
Karel Betik*	3	0	2	2	2	-3	0	0	0	0	2
Corey Spring	8	0	1	1	2	0	0	0	0	0	6
Paul Tiesebert	10	0	1	2	-5	0	0	0	0	0	10
Boran Puppaa	13	0	0	0	0	0	0	0	0	0	0
Zac Bierk*	1	0	0	0	0	0	0	0	0	0	0
Xavier Delisle*	2	0	0	0	0	0	0	0	0	0	1
John Cullen	4	0	0	0	2	-2	0	0	0	0	3
Derek Wilkinson*	5	0	0	0	0	0	0	0	0	0	0
Mario Larocque*	5	0	0	0	16	-4	0	0	0	0	3
Kevin Hodson (TOT)	9	0	0	0	0	0	0	0	0	0	0
(TB)	5	0	0	0	0	0	0	0	0	0	0
(DET)	4	0	0	0	0	0	0	0	0	0	0

TRADED PLAYERS

PLAYER	GP	G	A	PTS	+/-	PIM	PP	SH	GW	GT	S
Wendel Clark (TB)	65	28	14	42	35	-25	11	0	2	1	171
Bennet Hogue (TB)	62	11	14	25	50	-12	2	0	3	0	101
Craig Janney (TB)	38	4	18	22	10	-19	2	0	0	0	82
Alexander Selivanov (TB)	43	6	13	19	18	-8	1	0	0	0	120
Mikael Renberg (TB)	20	4	8	12	4	-2	2	0	0	0	42
David McCarthy (TB)	67	5	7	12	135	-22	1	0	0	0	89
Raymond Langlois (TB)	22	4	6	10	15	0	4	1	0	1	40
Mikael Andersson (TB)	40	2	3	5	4	-8	0	0	0	0	40
Brent Peterson (TB)	20	2	1	3	0	-2	0	0	0	0	16
Karl Dykhuis (TB)	33	2	1	3	8	-21	0	0	0	0	27
Enrico Ciccone (TB)	16	1	1	2	24	-1	0	0	0	0	9
Andrei Nazarov (TB)	26	2	0	2	43	-5	0	0	0	0	19
Sami Helenius* (TB)	4	1	0	1	15	-3	0	1	0	0	3
Bill Ranford (TB)	32	0	0	0	2	0	0	0	0	0	0

GOALTENDERS

GOALTENDER	GP	MIN	AVG	W	L	T	EN	SO	GA	SVS	SV%
Zac Bierk*	1	59	2.03	0	1	0	0	0	2	21	.805
Kevin Hodson (TOT)	9	413	2.91	2	3	1	0	0	20	197	.898
(TB)	5	238	2.77	2	1	1	0	0	11	118	.907
(DET)	4	175	3.09	0	2	0	0	0	9	79	.886
Boran Puppaa	13	691	2.87	5	6	1	1	2	33	350	.906
Derek Wilkinson*	5	253	3.08	1	3	1	0	0	13	128	.886
Corey Schwab	40	2186	3.52	8	25	3	2	0	126	1153	.891

TRADED GOALTENDERS

GOALTENDER	GP	MIN	AVG	W	L	T	EN	SO	GA	SVS	SV%
Bill Ranford (TB)	32	1568	3.90	3	18	3	2	1	102	858	.881

1998-1999 GAME-BY-GAME RESULTS

#	OPPONENT	RESULT	RECORD	SCORERS	GOALTENDER(S)	PP	PK	SF-SA	ATTEND.
1	10/9 @ FLA	L, 1-5	0-1-0	Collimore	Ranford	0-6	3-3	29-36	19,200
2	10/10 @ CAR	T, 4-4*	0-1-1	Clark, Clark (p), Collimore, Janney (gt)	Puppaa	1-5	6-9	25-34	8,195
3	10/14 vs. NYI	L, 0-2	0-2-1		Puppaa	0-4	5-5	22-23	11,753
4	10/16 vs. PHI	L, 2-5	0-3-1	Clark, Richer	Puppaa	0-5	3-5	26-36	13,065
5	10/18 vs. WSH	L, 1-4	0-4-1	Andersson	Ranford	0-6	4-4	32-32	7,715





#	OPPONENT	RESULT	RECORD	SCORERS	GOALTENDER(S)	PP	PK	SF-SA	ATTEND.
6	10/21 vs. PIT	W, 5-0	1-4-1	Tucker (p-gw), Tucker, Selivanov, Zamuner, Clark (p)	Puppa	2-4	5-5	18-28	9,073
7	10/23 vs. LA	W, 3-2	2-4-1	Tucker (s), Renberg, Kubina (gw)	Ranford	0-6	4-4	38-39	8,708
8	10/25 vs. VAN	W, 3-2	3-4-1	Lecavalier, Clark, Cullimore (p-gw)	Puppa	1-4	5-5	26-17	8,315
9	10/28 @ ANA	L, 3-5	3-5-1	Renberg (p), Cross, Clark (p)	Puppa (4-21), Ranford (0-9)	2-9	4-5	45-31	13,915
10	10/30 @ LA	W, 3-0	4-5-1	Langkow (gw), Tucker (e), Cross (e)	Puppa	0-4	4-4	28-27	10,988
11	10/31 @ SJ	L, 1-6	4-6-1	Lecavalier	Ranford	1-8	4-5	21-31	16,371
12	11/4 @ WSH	W, 5-2	5-6-1	Clark, Nazarov, Kelly (gw), Clark (p), Langkow (e)	Puppa	1-4	3-4	18-36	12,914
13	11/6 vs. CHI	T, 2-2*	5-6-2	Lecavalier (p), Samuelsson	Ranford	1-5	2-4	24-37	11,974
14	11/8 vs. NJ	W, 3-1	6-6-2	Clark, Sykora (gw), Tucker (e)	Puppa	0-2	2-3	27-35	11,514
15	11/10 vs. NYR	L, 2-10	6-7-2	Langkow (p), Ciccone	Ranford	1-3	4-6	29-30	11,604
16	11/13 @ COL	L, 1-8	6-8-2	Tucker (s)	Puppa (4-22), Ranford (4-23)	0-3	3-7	18-45	16,061
17	11/14 @ PHX	L, 1-4	6-9-2	Tucker	Puppa	0-4	6-6	21-39	16,210
18	11/19 vs. PIT	L, 1-5	6-10-2	Janney	Ranford (5-26), Puppa (0-9)	0-2	4-4	23-35	10,456
19	11/21 @ PIT	L, 2-5	6-11-2	Selivanov, Langkow	Puppa	0-1	5-7	21-22	15,118
20	11/24 vs. BOS	L, 1-4	6-12-2	Peterson	Ranford	0-4	3-4	16-33	9,924
21	11/27 vs. FLA	L, 1-2	6-13-2	Richer (p)	Ranford	1-6	3-3	24-28	11,473
22	11/29 vs. BUF	L, 3-6	6-14-2	Peterson, Tucker (p), Clark	Schwab (2-14), Ranford (4-19)	1-3	3-3	33-33	9,351
23	12/3 @ CGY	L, 1-4	6-15-2	Clark (p)	Schwab	1-4	4-5	30-24	15,203
24	12/4 @ EDM	W, 2-1	7-15-2	Renberg (p), Clark (gw)	Schwab	1-2	5-5	23-35	15,303
25	12/6 @ CHI	L, 5-7	7-16-2	McCarthy, Nazarov, Renberg, Tucker, Clark	Schwab	0-3	2-3	36-30	14,144
26	12/8 vs. OTT	L, 2-4	7-17-2	Hogue (p), Lecavalier	Schwab	1-4	8-8	19-44	10,587
27	12/11 vs. CGY	L, 1-2	7-18-2	Selivanov	Bierk	0-3	0-1	25-21	11,614
28	12/12 @ NYI	W, 2-1*	8-18-2	Dykhuus, Hogue (gw)	Schwab	0-3	3-3	26-35	10,888
29	12/15 @ PIT	L, 2-3*	8-19-2	Janney (p), Clark	Schwab	1-2	3-3	20-32	11,755
30	12/18 vs. EDM	L, 1-4	8-20-2	Dykhuus	Schwab	0-2	6-6	23-38	10,289
31	12/20 @ PHI	T, 2-2*	8-20-3	McCarthy, Clark (gt)	Ranford	0-2	4-5	30-32	19,582
32	12/21 @ BOS	L, 2-3	8-21-3	Janney (p), Lecavalier	Ranford	1-4	5-6	26-34	14,228
33	12/23 @ BUF	L, 0-2	8-22-3	-----	Ranford	0-7	4-5	38-22	17,149
34	12/26 vs. FLA	L, 1-3	8-23-3	Selivanov	Ranford	0-5	2-3	24-35	17,983
35	12/29 vs. NYI	W, 3-0	9-23-3	Lecavalier (gw), McCarthy (p), Selivanov (p)	Ranford	2-4	4-4	17-35	12,349
36	12/30 @ CAR	L, 3-4	9-24-3	Clark (p), Clark (p), Clark	Ranford	2-4	8-9	27-38	7,898
37	1/4 @ TOR	L, 4-5*	9-25-3	Tucker, Lecavalier, Selivanov, Andersson	Ranford	0-2	4-4	29-37	15,726
38	1/7 @ MTL	L, 1-4	9-26-3	Bannister	Ranford	0-4	4-6	20-33	20,532
39	1/8 @ OTT	L, 1-5	9-27-3	Sillinger	Schwab	0-2	5-7	20-35	16,174
40	1/10 @ NYR	L, 2-5	9-28-3	Richer (s), Kubina (p)	Ranford	1-8	4-6	24-27	18,200
41	1/12 vs. TOR	L, 3-4	9-29-3	Clark, McCarthy, Hogue (p)	Ranford	1-4	3-5	24-29	10,224
42	1/15 @ NJ	L, 1-3	9-30-3	Tucker (p)	Schwab	1-3	2-5	20-33	16,037
43	1/16 @ BOS	T, 2-2*	9-30-4	Kubina, Gratton (gt)	Ranford	0-6	4-4	39-28	17,565
44	1/19 vs. BUF	W, 2-1	10-30-4	Wilkie, Zamuner (gw)	Schwab	0-6	3-3	32-15	10,136
45	1/21 @ NSH	W, 3-2	11-30-4	Sillinger (s), Zamuner, Tucker (p-gw)	Ranford	1-4	5-5	26-36	15,252
46	1/26 vs. MTL	L, 1-2	11-31-4	Hogue	Schwab	0-2	3-3	29-29	9,108
47	1/29 vs. DAL	L, 1-4	11-32-4	Clark (p)	Ranford (0-6), Schwab (4-26)	1-5	5-5	32-32	11,928
48	1/30 @ PHI	L, 2-6	11-33-4	Sillinger, Helenius (s)	Schwab	0-4	5-7	21-44	19,853
49	2/2 vs. TOR	L, 0-3	11-34-4	-----	Schwab	0-3	3-5	23-29	9,097
50	2/3 @ WSH	L, 1-10	11-35-4	Sillinger	Schwab (5-26), Ranford (5-20)	0-3	4-6	22-46	11,201
51	2/5 vs. ANA	L, 3-5	11-36-4	Skopintsev, Lecavalier, Kubina (p)	Ranford	1-4	2-4	31-33	10,872
52	2/10 vs. STL	L, 4-5	11-37-4	Gratton, Hogue, Tucker, Tucker (p)	Schwab	1-3	2-2	22-38	9,347
53	2/13 vs. SJ	L, 1-3	11-38-4	Cullimore	Ranford	0-5	5-6	31-36	11,196
54	2/15 @ NYI	T, 3-3*	11-38-5	Tucker, Nylander, Lecavalier (gt)	Schwab	0-1	5-5	23-31	10,163
55	2/17 @ NJ	L, 1-7	11-39-5	Hogue	Schwab (3-16), Ranford (4-21)	0-2	3-4	25-37	12,232
56	2/19 vs. PHX	W, 4-2	12-39-5	Clark (p), Gratton, Hogue (gw), Hogue (e)	Wilkinson	1-2	5-5	25-38	11,057
57	2/20 vs. CAR	L, 2-3	12-40-5	Daigle (p), Kubina	Schwab	1-5	6-6	30-30	10,464
58	2/22 vs. NJ	L, 2-3	12-41-5	Lecavalier, Lecavalier	Wilkinson	0-2	3-4	28-28	8,802
59	2/26 vs. PHI	W, 4-1	13-41-5	Richer, Richer (gw), Kubina (p), McCarthy	Schwab	1-5	4-5	20-37	17,273
60	3/2 vs. WSH	L, 2-8	13-42-5	Daigle (p), Daigle	Wilkinson (3-10), Schwab (5-16)	1-5	3-4	26-26	8,035
61	3/4 vs. COL	W, 2-1	14-42-5	Hogue, Hogue (gw)	Schwab	0-5	2-3	26-18	10,491
62	3/6 @ MTL	W, 6-1	15-42-5	Kubina (s), Clark (gw), Clark, Richer, Clark (p), Svoboda	Schwab	1-2	5-5	26-30	21,273
63	3/8 @ OTT	L, 3-9	15-43-5	Hogue, Sillinger, Zamuner	Schwab (7-31), Ranford (2-7)	0-1	3-6	19-38	17,838
64	3/9 @ TOR	L, 1-6	15-44-5	Petrovicky	Ranford (4-18), Schwab (2-23)	0-2	2-2	40-41	18,800
65	3/11 @ BUF	W, 5-2	16-44-5	Petrovicky, Clark, Tucker (p-gw), Richer, Sillinger	Schwab	1-4	6-6	21-37	18,595
66	3/13 @ FLA	L, 0-1	16-45-5	-----	Schwab (1-32), Ranford (0-1)	0-4	6-6	24-33	19,250
67	3/17 vs. PIT	L, 0-2	16-46-5	-----	Schwab	0-4	6-6	16-18	12,703
68	3/19 vs. DET	L, 3-5	16-47-5	Clark (p), Clark, Clark	Schwab	1-3	3-4	39-34	20,184*
69	3/22 vs. NYR	W, 6-3	17-47-5	Sillinger, Forbes, Nylander, Gratton (p-gw), Forbes (s), Petrovicky	Schwab	1-3	3-4	27-30	13,558
70	3/24 vs. NSH	L, 0-3	17-48-5	-----	Schwab	0-4	3-3	27-24	11,985
71	3/26 @ DET	L, 1-6	17-49-5	Daigle	Schwab (4-20), Hodson (2-20)	0-2	3-4	24-40	19,983
72	3/28 @ CAR	T, 3-3*	17-49-6	Richer, Gratton, Daigle (p-gt)	Hodson	1-2	3-3	34-33	10,010
73	3/31 @ DAL	L, 4-6	17-50-6	Richer, Tucker, Tucker, Richer (s)	Schwab	0-2	2-2	27-39	16,928
74	4/1 @ STL	L, 0-3	17-51-6	-----	Hodson	0-4	2-2	27-24	16,862
75	4/3 vs. WSH	W, 4-3	18-51-6	Tucker (p), Cullimore (s), Richer (p), Zamuner (gw)	Hodson	2-3	3-4	25-34	13,766
76	4/5 vs. OTT	T, 4-4*	18-51-7	Lecavalier, Tucker (p), Zamuner (s), Daigle (gt)	Schwab	1-4	4-6	24-39	11,326
77	4/8 vs. BOS	W, 3-0	19-51-7	Lecavalier (gw), Forbes, Gratton (e)	Hodson (0-7), Schwab (0-20)	0-4	9-9	21-27	13,358
78	4/10 @ BUF	L, 2-3	19-52-7	Gratton, Kubina	Schwab	0-4	6-8	21-33	17,075
79	4/12 @ NYR	L, 1-2	19-53-7	Sillinger (s)	Schwab	0-3	4-5	25-28	18,200
80	4/13 vs. MTL	T, 2-2*	19-53-8	Tucker, Kubina (gt)	Wilkinson	0-5	5-5	22-27	14,024
81	4/16 vs. CAR	T, 2-2*	19-53-9	Richer (p), Zamuner	Schwab	1-3	3-4	32-26	15,277
82	4/17 @ FLA	L, 2-6	19-54-9	Mara (p), Zamuner (p)	Wilkinson (3-26), Schwab (3-9)	2-5	2-2	29-35	19,079

\* Overtime      + Sellout      (s) Shorthanded Goal      (y) Overtime Game Winner  
 \*\* Shootout      (p) Power Play Goal      (x) Shootout Game Winner      (EV-PS) Successful Penalty Shot



1997-1998 STATS

1997-1998 INDIVIDUAL SCORING  
(17-55-10, 44 pts., 7th Atlantic Division)

PLAYERS

PLAYER	GP	G	A	PTS	PIM	+/-	PP	SH	GW	GT	S
Paul Ysebaert	82	13	27	40	32	-43	2	1	0	1	145
Mikael Renberg	68	16	22	38	34	-37	6	3	0	1	175
Alex Selivanov	70	16	19	35	85	-38	4	0	3	1	206
Stephane Richer (TOT)	40	14	15	29	41	-6	5	0	2	0	95
(TB)	26	9	11	20	36	-7	3	0	2	0	71
(MTL)	14	5	4	9	5	1	2	0	0	0	24
Rob Zamuner	77	14	12	26	61	-31	0	3	4	1	126
Raymond Langkow	68	8	14	22	62	-9	2	0	1	0	156
Steve Tucker (TOT)	74	7	13	20	146	-14	1	1	0	0	63
(TB)	35	6	8	14	89	-8	1	1	0	0	44
(MTL)	39	1	5	6	57	-6	0	0	0	0	19
Sandy McCarthy (TOT)	66	8	10	18	241	-19	1	0	1	0	84
(TB)	14	0	5	7	5	-1	0	0	0	0	26
(CNY)	52	8	5	19	170	-18	1	0	1	0	68
Mikael Andersson	72	6	11	17	29	-4	0	1	1	0	105
Karl Dykhuis	78	5	9	14	110	-8	0	1	0	0	91
Jason Bonsignore*	35	2	8	10	22	-11	0	0	0	0	29
Cory Cross	74	3	6	9	77	-24	0	1	0	0	72
Jody Hull (TOT)	49	4	4	8	8	3	0	1	2	0	51
(TB)	28	2	4	6	4	2	0	0	2	0	28
(FLA)	21	2	0	2	4	1	0	1	0	0	23
Yves Racine	60	0	8	2	41	-23	0	0	0	0	76
Brian Bradley	14	2	5	7	6	-9	2	0	0	0	24
David Wilkie (TOT)	34	2	5	7	21	-22	0	0	1	0	48
(TB)	29	1	5	6	17	-21	0	0	0	0	46
(MTL)	5	1	0	1	4	-1	0	0	1	0	2
Vladimir Vujtek	30	2	4	6	16	-2	0	0	1	0	44
Brent Peterson*	19	5	5	2	2	-2	0	0	0	0	15
Steve Kelly* (TOT)	43	2	3	5	23	-13	1	0	0	0	22
(TB)	24	2	1	3	15	-9	1	0	0	0	17
(EDM)	19	0	2	2	8	-4	0	0	0	0	5
Andrei Nazarov (TOT)	54	2	2	4	170	-13	0	0	0	0	50
(TB)	14	1	1	2	58	-9	0	0	0	0	19
(SJ)	40	1	1	2	112	-4	0	0	0	0	31
Enrico Ciccarelli (TOT)	39	0	4	4	175	-2	0	0	0	0	22
(TB)	12	0	0	0	45	-3	0	0	0	0	7
(CAR)	14	0	3	3	83	3	0	0	0	0	8
(VAN)	13	0	1	1	47	-2	0	0	0	0	7
Pavel Kubina*	10	1	2	3	22	-1	0	0	0	0	8
Jassen Cullimore (TOT)	28	1	2	3	26	-4	1	0	0	0	18
(TB)	25	1	2	3	22	-4	1	0	0	0	17
(MTL)	3	0	0	4	0	0	0	0	0	0	1
Louie DeBrusk	54	1	2	3	166	-2	0	0	0	0	14
Paul Brousseau	11	0	2	2	27	0	0	0	0	0	6
David Shaw	14	0	2	2	12	-2	0	0	0	0	12
Corey Spang	8	1	0	1	10	-1	0	0	0	0	12
Mike McEhin*	27	0	1	8	8	-10	0	0	0	0	17
Mark Fitzpatrick	46	0	1	1	16	0	0	0	0	0	0
Troy Mallette	3	0	0	0	7	0	0	0	0	0	0
Derek Wilkinson*	8	0	0	0	0	0	0	0	0	0	0
Alan Egeland	8	0	0	0	9	0	0	0	0	0	4
Zac Bierk*	13	0	0	0	0	0	0	0	0	0	0
Corey Schwab	16	0	0	0	2	0	0	0	0	0	0
Daren Puppa	26	0	0	0	6	0	0	0	0	0	0

TRADED PLAYERS

PLAYER	GP	G	A	PTS	+/-	PIM	PP	SH	GW	GT	S
Dino Ciccarelli (TB)	34	11	6	17	42	-14	3	0	2	1	104
Roman Hamrik (TB)	37	3	12	15	22	-18	1	0	0	0	86
Jamie MacIsaac (TB)	44	0	3	3	122	-4	0	0	0	0	21
Bryan Marchment (TB)	22	2	4	6	43	-3	0	0	0	0	20
Jeff Norton (TB)	37	4	6	10	26	-25	4	0	0	1	41
Patrick Poulin (TB)	44	2	7	9	19	-3	0	0	0	0	49
Jeff Tome (TB)	13	1	2	3	7	-6	0	0	0	0	14
Igor Ulanov (TB)	45	2	7	85	-5	1	0	0	0	0	32
Mick Vukota (TB)	42	1	0	1	116	0	0	0	0	0	15
Jason Wiemer (TB)	67	8	9	17	132	-9	2	0	0	0	106

GOALTENDERS

GOALTENDER	GP	MIN	AVG	W	L	T	EN	SO	GA	SVS	SV%
Daren Puppa	26	1456	2.72	5	14	6	6	0	66	660	.900
Corey Schwab	16	821	2.92	2	9	1	2	1	40	370	.892
Mark Fitzpatrick	34	1938	3.16	7	24	1	5	1	102	975	.895
Derek Wilkinson*	8	311	3.28	2	4	1	1	0	17	146	.885
Zac Bierk*	13	433	4.16	1	4	1	0	0	30	210	.857

1997-1998 GAME-BY-GAME RESULTS

#	OPPONENT	RESULT	RECORD	SCORERS	GOALTENDER(S)	PP	PK	SF-SA	ATTEND.
1	10/1 vs. CAR	W, 4-2	1-0-0	Ciccarelli, Renberg (p), Ciccarelli (p-gw), Renberg	Puppa	2-10	8-9	27-29	17,808
2	10/3 vs. NJ	L, 3-4	1-1-0	Zamuner (s), Wiemer, Wiemer	Puppa	0-5	3-4	21-27	15,007
3	10/5 vs. BUF	T, 1-1*	1-1-1	Selivanov	Puppa	0-3	4-4	31-30	12,198
4	10/9 @ CHI	W, 4-1	2-1-1	Bradley (p), Langkow (gw), Ulanov, Zamuner (e)	Puppa	1-6	4-4	25-25	18,035
5	10/10 @ DET	L, 0-3	2-2-1	-----	Schwab	0-3	2-3	29-36	19,983
6	10/15 @ FLA	L, 1-2	2-3-1	Dykhuis	Puppa	0-3	6-7	26-27	14,703
7	10/17 vs. PIT	L, 1-4	2-4-1	Norton (p)	Puppa	1-5	4-6	22-27	16,224
8	10/18 @ NJ	L, 0-5	2-5-1	-----	Schwab	0-4	3-5	27-29	17,103
9	10/21 @ PHI	L, 1-7	2-6-1	Ciccarelli	Puppa (3-6), Schwab (4-23)	0-5	5-8	18-29	19,346
10	10/23 @ BOS	T, 2-2*	2-6-2	Vujtek, Zamuner	Schwab	0-5	5-5	27-26	12,470



#	OPPONENT	RESULT	RECORD	SCORERS	GOALTENDER(S)	PP	PK	SF-SA	ATTEND.
11	10/24 @ NYR	L, 3-4	2-7-2	Selivanov, Poulin, Wiemer	Schwab	0-4	5-5	27-31	18,200
12	10/26 vs. LA	L, 1-3	2-8-2	Ysebaert	Puppa	0-5	3-4	31-23	13,044
13	10/29 vs. OTT	L, 2-5	2-9-2	Ysebaert (s), Ysebaert	Puppa	0-7	3-5	25-31	10,776
14	11/5 @ ANA	L, 2-5	2-10-2	Renberg, Norton (p)	Puppa	1-3	5-5	34-20	17,067
15	11/6 @ LA	L, 2-5	2-11-2	Renberg, Bradley (p)	Schwab	1-4	4-5	20-20	10,761
16	11/8 @ SJ	L, 1-3	2-12-2	Wiemer (p)	Puppa	1-7	6-6	37-25	17,191
17	11/11 @ PHX	L, 2-5	2-13-2	Hamrik, Langkow (p)	Puppa	1-6	4-4	23-28	14,524
18	11/14 vs. NYI	L, 1-4	2-14-2	Selivanov (p)	Schwab	1-4	1-3	34-18	17,284
19	11/16 @ PHI	L, 2-3	2-15-2	Selivanov, Selivanov (p)	Puppa	1-6	3-3	21-27	19,433
20	11/17 @ MTL	L, 1-4	2-16-2	Toms	Schwab	0-4	2-3	26-27	20,049
21	11/19 vs. NYR	W, 6-3	3-16-2	Wiemer (p), Renberg, Poulin, Zamuner (gw), Zamuner, Zamuner (e)	Puppa	1-6	4-7	31-24	15,135
22	11/22 vs. CGY	W, 4-3	4-16-2	Selivanov (p), Dykhuis (s), Zamuner, Zamuner (gw)	Puppa	1-4	3-3	21-23	15,176
23	11/26 vs. COL	T, 3-3*	4-16-3	Norton (p), DeBrusk, Selivanov (gt)	Puppa	1-6	4-6	30-38	15,520
24	11/28 @ CAR	L, 0-2	4-17-3	-----	Schwab	0-4	3-3	27-17	8,107
25	11/29 vs. PHI	T, 3-3*	4-17-4	Vukota, Hamrik (p), Zamuner (gt)	Puppa	1-2	1-6	26-35	16,246
26	12/3 vs. BUF	W, 2-1	5-17-4	Ysebaert, Ciccarelli (gw)	Puppa	0-1	3-3	19-27	16,196
27	12/5 @ PHX	L, 0-4	5-18-4	-----	Puppa (4-14), Schwab (0-4)	0-2	5-5	38-18	12,293
28	12/6 @ NJ	L, 2-4	5-19-4	Hamrik, Dykhuis	Schwab	0-2	3-4	22-40	17,138
29	12/10 @ DAL	L, 0-3	5-20-4	-----	Puppa	0-3	4-5	12-27	16,108
30	12/13 @ OTT	W, 3-1	6-20-4	Ulanov (p), Zamuner (gw),	Schwab	1-3	4-4	22-23	14,290
31	12/14 @ PHI	L, 0-3	6-21-4	-----	Puppa	0-4	1-6	20-31	19,412
32	12/16 @ PIT	T, 1-1*	6-21-5	Zamuner (s)	Puppa	0-1	1-2	36-20	15,415
33	12/17 vs. BOS	W, 2-0	7-21-5	Vujtek (gw), Ciccarelli (e)	Schwab	0-4	4-4	16-31	13,154
34	12/20 vs. NYR	T, 2-2*	7-21-6	Langkow, Selivanov	Puppa	0-4	3-4	30-39	15,288
35	12/22 vs. STL	T, 2-2*	7-21-7	Ciccarelli, Ciccarelli (gt)	Schwab (1-7), Puppa (1-15)	0-2	2-2	30-20	13,831
36	12/23 @ NYR	L, 1-4	7-22-7	Langkow	Puppa	0-4	3-4	30-33	18,200
37	12/27 vs. BOS	L, 1-3	7-23-7	Zamuner	Puppa (0-6), Schwab (3-16)	0-1	4-5	25-22	17,190
38	12/29 vs. SJ	W, 2-1	8-23-7	Andersson, Ciccarelli (p-gw)	Wilkinson	1-4	6-6	20-30	12,826
39	12/31 vs. NYR	W, 2-0	9-23-7	Zamuner (gw), Dykhuis	Schwab (0-14), Wilkinson (0-9)	0-4	4-4	24-23	13,343
40	1/2 vs. FLA	T, 2-2*	9-23-8	Selivanov, Norton (p-gt)	Wilkinson	1-3	5-5	28-27	12,642
41	1/3 vs. ANA	L, 1-4	9-24-8	Ysebaert	Wilkinson (2-12), Bierk (2-25)	0-4	4-4	25-37	14,221
42	1/7 vs. TOR	L, 2-5	9-25-8	Ciccarelli (p), Ciccarelli Bierk (2-11)	Wilkinson (3-16),	1-5	2-5	36-27	11,310
43	1/9 @ NJ	L, 1-4	9-26-8	Ciccarelli	Bierk (4-20), Wilkinson (0-7)	0-5	3-4	18-27	19,040
44	1/11 vs. PHI	L, 2-5	9-27-8	Andersson (s), Kelly (p)	Wilkinson	1-7	5-7	37-34	13,355
45	1/12 vs. MTL	L, 3-6	9-28-8	Ysebaert, Langkow, Renberg	Wilkinson (5-14), Bierk (1-17)	1-6	5-6	25-31	10,205
46	1/14 vs. NYI	L, 1-7	9-29-8	Renberg	Bierk	0-5	2-3	22-34	10,906
47	1/21 vs. WSH	L, 2-3*	9-30-8	Selivanov, Wiemer	Fitzpatrick	0-4	4-4	26-30	12,175
48	1/23 @ BUF	L, 1-4	9-31-8	Marchment	Fitzpatrick	0-3	5-5	36-36	14,012
49	1/24 @ TOR	L, 2-5	9-32-8	Langkow, Andersson	Fitzpatrick	1-3	2-4	17-32	15,726
50	1/26 @ OTT	L, 1-2	9-33-8	Richer	Fitzpatrick	0-2	2-3	27-32	13,804
51	1/28 vs. CAR	L, 2-3	9-34-8	Marchment, Kelly	Fitzpatrick	0-1	3-3	30-35	10,815
52	1/31 @ FLA	L, 0-2	9-35-8	-----	Fitzpatrick	0-6	4-4	27-33	14,703
53	2/2 vs. BUF	L, 3-7	9-36-8	Zamuner, Cross (s), Peterson	Fitzpatrick (6-22), Bierk (1-10)	0-6	4-4	38-32	10,137
54	2/4 @ CAR	T, 3-3*	9-36-9	Peterson, Renberg (s), Tucker	Fitzpatrick	0-3	5-6	24-44	8,304
55	2/5 vs. DET	L, 4-5 @ 9-37-9		Cross, Ysebaert, Bosignore, Renberg	Fitzpatrick	0-4	1-4	28-31	16,257
56	2/7 @ WSH	W, 4-3	10-37-9	Tucker, Ysebaert, Wiemer, Richer (gw)	Fitzpatrick	0-4	4-5	22-34	19,740
57	2/25 @ WSH	W, 4-3	11-37-9	Selivanov, Tucker, Ysebaert (s), Selivanov (gw)	Fitzpatrick	1-6	8-9	18-33	12,137
58	2/26 vs. NJ	L, 1-4	11-38-9	Langkow	Fitzpatrick	0-5	5-7	22-34	12,163
59	2/28 vs. WSH	W, 5-2	12-38-9	Wilkie, Ysebaert, Hull (gw), Cross, Ysebaert (e)	Fitzpatrick	0-5	8-9	22-37	12,238
60	3/3 @ CGY	L, 1-2	12-39-9	Tucker	Fitzpatrick	0-6	1-6	26-23	15,831
61	3/4 @ EDM	L, 2-4	12-40-9	Richer (p), Richer (p)	Fitzpatrick	2-4	5-7	28-24	14,640
62	3/7 @ VAN	L, 2-5	12-41-9	Tucker, Ysebaert (p)	Fitzpatrick	1-4	5-5	30-25	15,370
63	3/9 @ COL	W, 2-1	13-41-9	Richer (p), Richer (gw)	Fitzpatrick	1-5	7-7	21-19	16,061
64	3/11 vs. EDM	L, 0-2	13-42-9	-----	Fitzpatrick	0-4	6-7	20-32	15,319
65	3/14 vs. CHI	W, 1-0	14-42-9	Selivanov (gw)	Fitzpatrick	0-3	8-8	21-37	14,834
66	3/16 @ BOS	L, 3-4*	14-43-9	Renberg (p), Selivanov, Spring	Fitzpatrick	1-3	4-5	22-27	13,705
67	3/18 vs. VAN	W, 4-2	15-43-9	Richer, Tuceker (p), Hull (gw), Richer	Fitzpatrick	1-3	3-3	23-35	13,842
68	3/21 vs. FLA	W, 5-1	16-43-9	Cullimore (p), Selivanov (p-gw), Renberg (p), Renberg (p), Renberg (s)	Fitzpatrick	4-9	8-9	30-36	13,870
69	3/25 vs. MTL	L, 1-2*	16-44-9	Richer	Fitzpatrick	0-1	5-5	21-35	15,003
70	3/26 @ STL	L, 2-3	16-45-9	Andersson, Renberg	Fitzpatrick	0-4	5-6	19-23	20,502
71	3/28 @ MTL	L, 2-8	16-46-9	Selivanov, Ysebaert	Fitzpatrick (6-23), Bierk (2-6)	0-6	5-6	18-29	21,273
72	3/30 @ NYR	W, 3-1	17-46-9	Bosignore, Andersson (gw), Andersson	Bierk	0-6	6-6	20-24	18,200
73	4/1 @ NYI	L, 0-4	17-47-9	-----	Bierk	0-5	5-6	25-28	9,362
74	4/2 @ WSH	L, 1-4	17-48-9	Nazarov	Fitzpatrick	0-2	2-2	25-28	10,224
75	4/4 vs. PIT	L, 1-4	17-49-9	Peterson	Fitzpatrick (4-21), Bierk (0-6)	0-7	4-7	21-27	14,908
76	4/6 vs. NYI	L, 0-3	17-50-9	-----	Fitzpatrick	0-3	4-4	26-25	14,617
77	4/8 vs. PHI	L, 1-6	17-51-9	Dykhuis	Fitzpatrick	0-3	6-9	16-37	14,280
78	4/11 vs. DAL	L, 1-5	17-52-9	Peterson	Fitzpatrick (4-22), Bierk (1-5)	0-4	1-3	25-27	12,538
79	4/13 vs. OTT	L, 2-3	17-53-9	Peterson, Kubina	Fitzpatrick	0-4	4-5	29-24	12,387
80	4/15 @ PIT	L, 1-5	17-54-9	Renberg	Fitzpatrick	0-3	1-1	18-30	13,901
81	4/16 @ NYI	L, 0-4	17-55-9	-----	Bierk (4-17), Fitzpatrick (0-7)	0-2	2-3	25-24	12,625
82	4/18 vs. FLA	T, 2-2*	17-55-10	Langkow, Renberg (s-gt)	Fitzpatrick (1-14), Bierk (1-7)	1-6	4-5	35-21	14,261

\* Overtime  
 \*\* Shootout  
 + Sellout  
 (p) Power Play Goal  
 (s) Shorthanded Goal  
 (x) Shootout Game-Winner  
 (y) Overtime Game-Winner  
 (EV-PS) Successful Penalty Shot



1996-1997 STATS

1996-1997 INDIVIDUAL SCORING  
(32-40-10, 74 pts., 6th Atlantic Division)

PLAYERS

PLAYER	GP	G	A	PTS	PIM	+/-	PP	SH	GW	GT	S
Chris Gratton	82	30	32	62	201	-28	9	0	4	0	230
Dino Ciccarelli	77	35	25	60	116	-11	12	0	6	0	229
John Cullen	70	18	37	55	95	-14	5	0	2	1	116
Rob Zamuner	82	17	33	50	56	3	0	4	3	0	216
Roman Hamrlík	79	12	28	40	57	-29	6	0	0	1	238
Shawn Burr	74	14	21	35	106	5	1	0	3	0	128
Alex Selivanov	69	15	18	33	61	-3	3	0	4	0	187
Daymond Langkow*	79	15	13	28	35	1	3	1	1	1	170
Patrick Poulin	73	12	14	26	56	-16	2	3	1	0	124
Bill Houlder	79	4	21	25	30	16	0	0	2	0	116
Brian Bradley	35	7	17	24	16	2	1	2	1	0	93
Mikael Andersson	70	5	14	19	8	1	0	3	1	0	102
Jeff Norton (TOT)	75	2	16	18	58	-7	0	0	0	0	81
(TB)	13	0	5	5	16	0	0	0	0	0	13
(EDM)	62	2	11	13	42	-7	0	0	0	0	68
Paul Ysebaert	39	5	12	17	4	1	2	0	0	0	91
Jason Wiemer	63	9	5	14	134	-13	2	0	0	0	103
David Shaw	57	1	10	11	72	1	0	0	0	0	59
Jeff Toms*	34	2	8	10	10	2	0	0	1	0	53
Cory Cross	72	4	5	9	95	6	0	0	2	0	75
Igor Ulanov	59	1	7	8	108	2	0	0	0	1	56
Rudy Poeschek	60	0	6	6	120	-3	0	0	0	0	30
Jamie Huscroft (TOT)	52	0	5	5	151	-2	0	0	0	0	40
(TB)	13	0	1	1	34	-4	0	0	0	0	7
(CGV)	39	0	4	4	117	2	0	0	0	0	33
Brantt Myhres*	47	3	1	4	136	1	0	0	1	0	13
Brent Peterson*	17	2	0	2	4	-4	0	0	0	0	11
Corey Schwab*	31	0	1	1	10	0	0	0	0	0	0
Rick Tabaracci (TOT)	62	0	1	1	12	0	0	0	0	0	0
(TB)	55	0	1	1	12	0	0	0	0	0	0
(CGV)	7	0	0	0	0	0	0	0	0	0	0
Allan Egeland	4	0	0	0	5	-3	0	0	0	0	1
Derek Wilkinson*	5	0	0	0	0	0	0	0	0	0	0
Daren Puppá	6	0	0	0	2	0	0	0	0	0	0
Paul Brousseau*	6	0	0	0	0	-4	0	0	0	0	3
Jay Wells	21	0	0	0	13	-3	0	0	0	0	16

TRADED PLAYERS

PLAYER	GP	G	A	PTS	+/-	PIM	PP	SH	GW	GT	S
Drew Bannister (TB)	64	4	13	17	44	-21	1	0	0	0	57
Brian Bellows (TB)	7	1	2	3	0	-4	0	0	0	0	17
Aaron Gavey (TB)	16	1	2	3	12	-1	0	0	0	0	8
Craig Wolanin (TB)	15	0	0	0	8	-9	0	0	0	0	12

GOALTENDERS

GOALTENDER	GP	MIN	AVG	W	L	T	EN	SO	GA	SVS	SV%
Daren Puppá	6	325	2.58	1	1	2	1	0	14	150	.907
Rick Tabaracci (TOT)	62	3373	2.70	22	29	6	5	5	152	1570	.903
(TB)	55	3012	2.75	20	25	6	5	4	138	1415	.902
(CGV)	7	361	2.33	2	4	0	0	1	14	155	.910
Corey Schwab*	31	1462	3.04	11	12	1	2	2	74	719	.897
Derek Wilkinson*	5	169	4.26	0	2	1	1	0	12	72	.830

1996-1997 GAME-BY-GAME RESULTS

#	OPPONENT	RESULT	RECORD	SCORERS	GOALTENDER(S)	PP	PK	SF-SA	ATTEND.
1	10/5 @ PIT	W, 4-3*	1-0-0	Zamuner, Ciccarelli, Cullen, Burr (gw)	Puppá	0-5	1-1	43-24	17,204
2	10/11 @ WSH	L, 2-6	1-1-0	Gavey, Bradley	Schwab (5-30), Wilkinson (1-1)	0-7	5-7	23-31	11,796
3	10/12 @ TOR	W, 7-4	2-1-0	Burr, Selivanov, Gratton, Gratton, Bradley (gw), Cullen, Gratton (e)	Schwab	0-4	3-3	38-33	15,726
4	10/15 @ BUF	W, 4-0	3-1-0	Ciccarelli (p-gw), Ciccarelli, Bannister, Wiemer	Schwab	1-5	6-6	30-22	13,371
5	10/20 vs. NYR	W, 5-2	4-1-0	Bradley, Ciccarelli, Selivanov (gw), Hamrlík (p), Gratton (e)	Schwab	1-4	3-4	34-26	20,543+
6	10/22 @ NYI	W, 6-3	5-1-0	Selivanov, Poulin, Cullen, Ciccarelli (p-gw), Bradley (p) Bradley (s-e)	Schwab	2-3	2-3	29-16	7,081
7	10/24 vs. OTT	L, 2-5	5-2-0	Burr, Cullen	Schwab	0-5	6-6	34-28	16,286
8	10/26 vs. NJ	L, 1-4	5-3-0	Burr	Schwab	0-1	3-3	31-30	16,297
9	10/29 vs. CHI	T, 2-2*	5-3-1	Ciccarelli (p), Ciccarelli	Schwab	1-5	5-5	35-40	15,200
10	10/31 vs. PHI	L, 3-4	5-4-1	Bradley, Ciccarelli, Bellows	Schwab	0-4	5-5	28-23	14,007
11	11/2 @ NJ	L, 1-2	5-5-1	Andersson	Schwab	0-4	5-7	28-26	14,491
12	11/4 @ NYR	W, 5-3	6-5-1	Wiemer (p), Ciccarelli (p), Hamrlík	Schwab	2-6	5-6	38-44	18,200
				Selivanov (gw), Ciccarelli (e)					
13	11/6 vs. WSH	L, 1-2	6-6-1	Bannister	Schwab	0-4	3-3	17-26	14,609





#	OPPONENT	RESULT	RECORD	SCORERS	GOALTENDER(S)	PP	PK	SF-SA	ATTEND.
14	11/8 vs. PIT	T, 5-5*	6-6-2	Poulin, Ciccarelli (p), Ciccarelli, Ciccarelli (p), Cullen (p-gt)	Schwab (4-13), Wilkinson (1-20)	3-9	2-5	42-33	19,675
15	11/10 @ DET	L, 2-4	6-7-2	Peterson, Poulin (s)	Wilkinson	0-5	1-4	33-23	19,983
16	11/14 @ STL	L, 3-5	6-8-2	Peterson, Gratton (p),	Schwab (4-27), Wilkinson (1-1)	1-5	2-3	25-28	14,615
17	11/16 @ NJ	L, 3-6	6-9-2	Selivanov, Gratton (p), Zamuner	Wilkinson	1-2	1-2	28-28	18,024
18	11/19 vs. LA	W, 3-0	7-9-2	Langkow (gw), Cullen, Zamuner (s)	Schwab	0-6	5-5	34-31	16,456
19	11/23 vs. PHI	L, 1-2	7-10-2	Ciccarelli	Schwab	0-3	6-7	21-34	19,886*
20	11/25 @ MTL	L, 2-4	7-11-2	Gratton, Zamuner	Tabaracci	0-6	4-5	41-30	20,685
21	11/27 vs. BUF	L, 0-3	7-12-2	-----	Tabaracci	0-5	3-3	32-20	16,360
22	11/29 vs. DAL	L, 1-2	7-13-2	Burr	Tabaracci	0-5	1-2	30-22	17,061
23	11/30 vs. HFD	L, 3-6	7-14-2	Myhres, Burr (p), Zamuner	Schwab	1-6	3-6	28-30	16,375
24	12/4 @ ANA	L, 1-3	7-15-2	Hamrik	Tabaracci	0-3	3-3	24-38	15,838
25	12/5 @ LA	W, 2-1	8-15-2	Poulin, Selivanov (p-gw)	Tabaracci	1-3	5-6	32-29	11,610
26	12/7 @ SJ	W, 4-3	9-15-2	Selivanov, Poulin (s), Zamuner, Cross (gw)	Tabaracci	1-5	1-1	28-23	17,442
27	12/12 vs. EDM	T, 2-2*	9-15-3	Zamuner, Hamrik (p-gt)	Tabaracci	1-6	0-2	44-34	13,925
28	12/14 vs. NYI	W, 4-1	10-15-3	Gratton (p), Burr (gw), Selivanov, Gratton	Tabaracci	3-6	3-3	36-18	16,230
29	12/16 @ MTL	W, 4-2	11-15-3	Cullen, Gratton, Andersson (gw), Gratton (e)	Tabaracci	0-3	4-4	41-24	20,240
30	12/18 @ BUF	L, 3-5	11-16-3	Hamrik, Ciccarelli, Bannister	Tabaracci	0-3	2-2	32-25	13,549
31	12/19 @ BOS	L, 0-3	11-17-3	-----	Tabaracci	0-4	5-5	34-25	14,636
32	12/21 @ HFD	L, 5-6*	11-18-3	Ciccarelli (p), Bradley, Cullen, Poulin (p), Langkow	Schwab (3-13), Tabaracci (3-22)	2-5	5-7	32-35	12,082
33	12/23 vs. WSH	L, 1-3	11-19-3	Langkow	Tabaracci	0-2	4-5	24-34	17,536
34	12/26 vs. FLA	T, 3-3*	11-19-4	Poulin (p), Langkow, Langkow (s)	Tabaracci	1-4	3-4	34-38	20,150*
35	12/28 vs. MTL	T, 4-4*	11-19-5	Ciccarelli (p), Selivanov, Toms, Cullen (p)	Tabaracci	2-3	4-6	34-33	18,779
36	12/31 vs. NYR	W, 4-2	12-19-5	Gratton (p), Selivanov, Cullen (p-gw), Hamrik (e)	Tabaracci	2-3	3-4	33-27	19,807*
37	1/3 vs. ANA	W, 3-2	13-19-5	Ciccarelli (p), Langkow, Gratton (gw)	Tabaracci	1-2	3-3	38-26	17,769
38	1/4 @ PIT	L, 3-7	13-20-5	Gratton, Langkow, Bannister (p)	Tabaracci (2-4), Schwab (5-20)	1-4	3-5	31-24	17,270
39	1/6 @ OTT	W, 4-3	14-20-5	Selivanov, Langkow, Burr, Houlder (gw)	Tabaracci	0-3	4-5	26-25	11,329
40	1/8 @ NYR	W, 4-3	15-20-5	Gratton (p), Zamuner, Burr, Poulin (gw)	Tabaracci	1-3	1-2	31-35	18,200
41	1/9 @ PHI	W, 3-1	16-20-5	Poulin, Ciccarelli (gw), Poulin (e)	Schwab	0-4	6-6	31-31	19,106
42	1/11 vs. NYI	T, 4-4*	16-20-6	Zamuner, Andersson, Cullen, Ulanov (gt)	Tabaracci	0-2	1-5	36-26	19,783*
43	1/13 @ CHI	W, 2-0	17-20-6	Cullen (gw), Zamuner	Tabaracci	0-3	0-5	26-27	17,820
44	1/15 @ COL	L, 2-4	17-21-6	Ysebaert, Langkow (p)	Tabaracci	1-5	4-6	29-33	16,061
45	1/21 vs. COL	W, 3-2*	18-21-6	Selivanov, Gratton, Houlder (gw)	Tabaracci	0-5	2-2	42-17	18,808
46	1/25 @ FLA	L, 2-3	18-22-6	Burr, Houlder	Tabaracci (3-12), Schwab (0-6)	0-3	2-2	30-18	14,703
47	1/27 @ OTT	L, 3-5	18-23-6	Burr, Burr, Hamrik	Tabaracci	1-4	7-8	27-31	13,283
48	1/30 vs. MTL	L, 1-4	18-24-6	Cullen	Schwab	0-3	4-4	31-36	17,328
49	2/1 vs. BOS	L, 0-3	18-25-6	-----	Tabaracci	0-5	3-3	25-27	17,517
50	2/4 @ PHX	W, 2-0	19-25-6	Gratton (gw), Wiemer	Tabaracci	0-2	4-4	19-21	14,403
51	2/5 @ DAL	L, 0-4	19-26-6	-----	Tabaracci	0-0	0-1	28-31	15,568
52	2/8 vs. BUF	L, 1-3	19-27-6	Hamrik	Tabaracci	1-5	3-4	32-25	18,382
53	2/12 @ FLA	L, 2-5	19-28-6	Cross, Ciccarelli	Tabaracci	0-4	5-7	22-34	14,703
54	2/14 @ WSH	L, 4-5*	19-29-6	Ciccarelli, Cullen, Houlder, Ysebaert (p)	Puppa (4-18), Tabaracci (1-6)	1-4	3-5	25-24	18,130
55	2/15 vs. WSH	W, 4-1	20-29-6	Ciccarelli, Cross (gw), Poulin, Wiemer (p)	Tabaracci	1-5	10-10	24-39	17,656
56	2/17 vs. DET	T, 3-3*	20-29-7	Shaw, Zamuner, Langkow (gt)	Tabaracci	0-4	4-5	29-35	19,579
57	2/20 vs. PHI	W, 5-2	21-29-7	Langkow (p), Gratton, Ciccarelli (gw), Hamrik, Wiemer (e)	Tabaracci	1-6	6-7	40-30	18,401
58	2/22 vs. NJ	W, 3-1	22-29-7	Selivanov (p), Gratton (gw), Ciccarelli (e)	Tabaracci	1-3	3-3	25-26	15,002
59	2/23 vs. SJ	W, 4-3	23-29-7	Wiemer, Hamrik, Wiemer, Myhres (gw)	Tabaracci (2-11), Schwab (1-15)	0-4	5-5	33-26	15,580
60	2/25 vs. STL	W, 3-2	24-29-7	Andersson, Langkow, Ciccarelli (p-gw)	Tabaracci	1-3	3-3	29-35	16,439
61	2/27 @ BOS	L, 2-6	24-30-7	Langkow, Gratton	Tabaracci (3-13), Schwab (3-17)	0-5	3-4	33-30	14,589
62	3/1 vs. FLA	W, 2-0	25-30-7	Gratton (p-gw), Ciccarelli	Tabaracci	1-7	5-5	30-24	19,517
63	3/4 @ NYI	W, 6-3	26-30-7	Ciccarelli, Gratton, Cullen (p), Zamuner (gw), Ciccarelli, Gratton (e)	Tabaracci	1-4	4-4	28-31	10,253
64	3/6 vs. PHX	L, 0-5	26-31-7	-----	Tabaracci (4-22), Schwab (1-12)	0-3	3-5	30-34	15,335
65	3/8 vs. BOS	L, 4-6	26-32-7	Ysebaert, Ciccarelli (p), Hamrik (p), Langkow (p)	Tabaracci	3-8	5-5	34-27	16,138
66	3/9 vs. CGY	W, 2-1*	27-32-7	Hamrik (p), Zamuner (gw)	Schwab	1-5	5-5	34-45	15,636
67	3/13 vs. NYI	L, 0-3	27-33-7	-----	Schwab (3-13), Tabaracci (0-19)	0-5	4-5	24-32	17,414
68	3/15 vs. VAN	L, 2-5	27-34-7	Ciccarelli, Wiemer	Tabaracci	0-6	6-6	39-48	16,747
69	3/16 vs. TOR	L, 1-3	27-35-7	Myhres	Tabaracci	0-4	2-2	40-25	16,843
70	3/19 @ EDM	L, 1-3	27-36-7	Zamuner (s)	Tabaracci	0-4	4-5	34-25	15,089
71	3/21 @ CGY	W, 4-3*	28-36-7	Gratton (p), Selivanov, Burr, Toms (gw)	Tabaracci (3-17), Schwab (0-8)	1-5	2-3	37-25	17,278
72	3/22 @ VAN	L, 2-3	28-37-7	Gratton, Cullen	Schwab (2-6), Tabaracci (1-16)	0-2	1-4	32-22	16,740
73	3/25 vs. OTT	W, 5-0	29-37-7	Selivanov (gw), Ysebaert, Poulin (s), Cullen, Ciccarelli (p)	Tabaracci	1-4	7-7	24-28	17,873
74	3/27 vs. HFD	L, 2-5	29-38-7	Cullen (p), Andersson (s)	Tabaracci	1-6	5-6	42-36	19,984*
75	3/29 @ FLA	T, 1-1*	29-38-8	Zamuner (s)	Puppa	0-2	3-3	20-29	14,703
76	4/1 @ PHI	T, 1-1*	29-38-9	Gratton	Puppa	0-5	1-6	23-33	19,681
77	4/4 @ NJ	L, 0-3	29-39-9	-----	Puppa	0-2	1-2	26-26	19,040
78	4/5 @ NYI	W, 3-2	30-39-9	Gratton (p), Ciccarelli, Burr (gw)	Tabaracci	1-4	5-5	29-18	16,297
79	4/8 vs. NYI	T, 2-2*	30-39-10	Wiemer, Cross	Tabaracci	0-5	6-6	39-36	17,768
80	4/10 vs. PIT	W, 4-3	31-39-10	Ysebaert (p), Gratton (p), Zamuner, Ciccarelli (gw) Schwab (0-17)	Puppa (3-21),	2-3	2-3	40-38	20,687*
81	4/11 @ NYR	W, 4-2	32-39-10	Ciccarelli, Langkow, Zamuner (s-gw), Gratton (e)	Tabaracci	0-2	2-3	33-27	18,200
82	4/13 @ HFD	L, 1-2	32-40-10	Ciccarelli	Tabaracci	0-2	3-3	39-23	14,660

\* Overtime  
 \*\* Shootout

\* Sellout  
 (p) Power Play Goal

(s) Shorthanded Goal  
 (x) Shootout Game-Winner

(y) Overtime Game-Winner  
 (EV-PS) Successful Penalty Shot



1995-1996 STATS

1995-1996 INDIVIDUAL SCORING  
(38-32-12, 88 pts., 6th Atlantic Division, Conf. Quarterfinals)

PLAYERS

PLAYER	GP	G	A	PTS	PIM	+/-	PP	SH	GW	GT	S
Brian Bradley	75	23	56	79	77	-11	9	0	5	0	189
Roman Hamrlík	82	16	49	65	103	-24	12	0	2	3	281
Alex Selivanov	79	31	21	52	93	3	13	0	5	2	215
Petr Klíma	67	22	30	52	68	-25	8	0	3	2	164
John Cullen	76	16	34	50	65	1	8	0	3	0	152
Brian Bellows	79	23	26	49	39	-14	13	0	4	0	190
Chris Gratton	82	17	21	38	105	-13	7	0	3	0	183
Rob Zamuner	72	15	20	35	62	11	0	3	4	0	152
Paul Ysebaert	55	16	15	31	16	-19	4	1	1	0	135
Shawn Burr	81	13	15	28	119	4	1	0	2	0	122
Bill Houlder	61	5	23	28	22	1	3	0	0	1	90
Mikael Andersson	64	8	11	19	2	0	0	0	1	0	104
Jason Wiemer	66	9	9	18	81	-9	4	0	1	0	89
Patrick Poulin (TOT)	46	7	9	16	16	7	1	0	0	1	51
(TB)	8	0	1	1	0	0	0	0	0	0	11
(CHI)	38	7	8	15	16	7	1	0	0	1	40
Cory Cross	75	2	14	16	66	4	0	0	0	0	57
Aaron Gavey*	73	8	4	12	56	-6	1	1	2	0	65
Michel Petit (TOT)	54	4	8	12	135	-11	0	0	1	0	68
(TB)	45	4	7	11	108	-10	0	0	1	0	56
(LA)	9	0	1	1	27	-1	0	0	0	0	12
Igor Ulanov (TOT)	64	3	9	12	116	11	0	0	1	0	37
(TB)	11	2	1	3	24	-1	0	0	1	0	13
(CHI)	53	1	8	9	92	12	0	0	0	0	24
David Shaw	66	1	11	12	64	5	0	0	0	0	90
John Tucker	63	3	7	10	18	-8	0	1	0	0	53
Rudy Poeschek	57	1	3	4	88	-2	0	0	0	0	36
Adrien Plavsic	7	1	2	3	6	5	0	0	0	0	4
Daymond Langkow*	4	0	1	5	0	-1	0	0	0	0	4
Drew Bannister*	13	0	1	1	4	-1	0	0	0	0	10
Daren Puppa	57	0	1	1	4	0	0	0	0	0	0
Jeff Toms*	1	0	0	0	0	0	0	0	0	0	1
Derek Wilkinson*	4	0	0	0	2	0	0	0	0	0	0
Allan Egeland*	5	0	0	0	2	0	0	0	0	0	1
J.C. Bergeron	12	0	0	0	0	0	0	0	0	0	0
Chris LiPuma	21	0	0	0	13	-7	0	0	0	0	8
Jeff Reese	26	0	0	0	0	0	0	0	0	0	0

TRADED PLAYERS

PLAYER	GP	G	A	PTS	+/-	PIM	PP	SH	GW	GT	S
Eric Charron (TB)	14	0	0	0	18	-6	0	0	0	0	11
Enrico Ciccone (TB)	55	2	3	5	258	-4	0	0	0	0	48
Steven Finn (TB)	16	0	0	0	24	-6	0	0	0	0	12
Bob Halkidis (TB)	3	0	0	0	7	-1	0	0	0	0	0

GOALTENDERS

GOALTENDER	GP	MIN	AVG	W	L	T	EN	SO	GA	SVS	SV%
Daren Puppa	57	3189	2.46	29	16	9	2	5	131	1605	.918
Jeff Reese (TOT)	26	1269	3.22	9	10	1	2	1	69	634	.893
(TB)	19	994	3.26	7	7	1	2	0	54	464	.894
(HFD)	7	275	3.05	2	3	0	0	1	14	170	.919
J.C. Bergeron	12	595	4.24	2	6	2	2	0	42	250	.832
Derek Wilkinson*	4	200	4.50	0	3	0	0	0	15	105	.857

1995-1996 GAME-BY-GAME RESULTS

#	OPPONENT	RESULT	RECORD	SCORERS	GOALTENDER(S)	PP	PK	SF-SA	ATTEND.
1	10/7 vs. CGY	T, 3-3*	0-0-1	Klíma (p), Gratton (p), Selivanov (p)	Puppa	3-8	5-6	32-24	22,735
2	10/12 vs. MTL	W, 3-1	1-0-1	Klíma (p), Klíma (gw), Cullen	Puppa	1-9	9-10	30-35	15,139
3	10/14 @ WSH	L, 0-2	1-1-1	-----	Bergeron	0-7	5-5	21-27	9,223
4	10/15 vs. OTT	L, 4-7	1-2-1	Burr, Selivanov, Klíma (p), Cullen (p)	Puppa	2-6	4-7	34-32	13,488
5	10/17 @ WPG	L, 2-5	1-3-1	Ysebaert, Gratton	Bergeron (4-20), Puppa (1-1)	0-4	2-3	36-21	6,770
6	10/19 @ CHI	W, 4-1	2-3-1	Selivanov, Gratton (p-gw), Ysebaert, Gratton	Puppa	1-6	6-7	24-25	16,197
7	10/21 @ DAL	T, 3-3*	2-3-2	Gavey (s), Gratton (p), Houlder (gt)	Puppa	1-4	8-9	38-30	16,789
8	10/26 vs. NYR	T, 4-4*	2-3-3	Bellows (p), Selivanov, Bellows (p), Selivanov (p)	Puppa	3-7	7-7	32-46	19,417
9	10/28 vs. WSH	L, 2-4	2-4-3	Burr, Cross	Puppa	0-8	8-9	26-30	19,606
10	10/31 @ PHI	T, 2-2*	2-4-4	Bradley, Klíma (p-gt)	Puppa	1-5	2-9	29-43	16,936
11	11/1 @ PIT	L, 0-10	2-5-4	-----	Bergeron (17-27), Puppa (0-0)	0-6	2-7	27-27	15,084
12	11/3 vs. NYI	W, 5-3	3-5-4	Burr, Ysebaert (p), Klíma (p), Bellows (gw), Klíma (e)	Puppa	2-2	4-6	23-25	9,073
13	11/5 @ FLA	L, 1-4	3-6-4	Selivanov	Puppa	0-4	4-4	26-33	11,252
14	11/8 @ NYR	L, 4-5	3-7-4	Bellows (p), Hamrlík (p), Selivanov (p), Zamuner	Wilkinson	3-8	5-6	27-34	18,200
15	11/10 vs. EDM	L, 3-4*	3-8-4	Bradley (p), Ysebaert (p), Bellows (p)	Wilkinson	3-6	6-6	34-37	20,361
16	11/12 vs. BUF	L, 4-6	3-9-4	Burr, Klíma, Bellows, Selivanov (p)	Wilkinson	1-4	5-6	34-34	16,656



#	OPPONENT	RESULT	RECORD	SCORERS	GOALTENDER(S)	PP	PK	SF-SA	ATTEND.
17	11/14 vs. BOS	W, 5-3	4-9-4	Gratton, Ysebaert, Selivanov, Burr (gw), Selivanov	Puppa	0-3	3-3	35-29	17,685
18	11/16 vs. TOR	L, 4-5*	4-10-4	Bradley, Bellows (p), Ysebaert, Gratton (p)	Puppa	2-7	7-7	37-34	15,042
19	11/18 vs. VAN	W, 5-4*	5-10-4	Hamrik (p), Bradley (p), Ysebaert (p), Selivanov (p), Klima (gw)	Puppa	4-8	3-4	31-47	15,528
20	11/22 vs. NJ	W, 3-1	6-10-4	Bradley, Klima (gw), Gratton (p)	Puppa	1-4	8-9	26-29	16,243
21	11/24 @ WSH	W, 2-1	7-10-4	Burr, Ysebaert (gw)	Puppa	0-2	4-4	27-15	11,117
22	11/25 @ NYI	W, 2-1	8-10-4	Tucker (s), Bellows (p-gw)	Puppa	1-4	6-6	38-30	11,871
23	11/27 vs. LA	W, 2-0	9-10-4	Selivanov (gw), Selivanov	Puppa	0-2	4-4	40-45	16,415
24	11/29 vs. HFD	T, 2-2*	9-10-5	Houlder, Hamrik (p-gt)	Puppa [2-12], Bergeron [0-22]	1-7	4-5	35-34	15,203
25	12/1 @ NJ	L, 1-5	9-11-5	Selivanov	Bergeron	0-4	4-5	25-27	14,289
26	12/3 vs. PIT	L, 4-5	9-12-5	Hamrik (p), Ysebaert, Selivanov, Zamuner	Bergeron	1-8	3-4	36-22	16,466
27	12/6 vs. ANA	W, 2-1	10-12-5	Hamrik (p), Selivanov (p-gw)	Bergeron	2-6	7-7	43-18	17,260
28	12/8 vs. BOS	W, 3-1	11-12-5	Klima (p), Gavey (p-gw), Ysebaert	Reese	2-5	4-4	33-25	16,285
29	12/11 @ BUF	W, 6-1	12-12-5	Burr (p), Zamuner (s-gw), Ysebaert (p), Gratton	Reese	3-7	0-9	37-22	5,542
30	12/13 @ HFD	W, 3-2	13-12-5	Bradley, Klima, Petit (gw)	Reese	0-4	7-7	30-22	7,547
31	12/14 @ PHI	L, 0-4	13-13-5	-----	Reese	0-5	6-7	18-31	17,163
32	12/16 vs. FLA	L, 2-7	13-14-5	Ysebaert (s), Ysebaert	Reese	0-3	5-8	27-37	16,241
33	12/19 vs. WPG	W, 6-3	14-14-5	Bradley (p), Cross, Gavey, Gratton (p-gw), Gavey, Cullen	Reese	2-9	5-7	43-23	16,581
34	12/21 vs. NJ	T, 2-2*	14-14-6	Ysebaert, Hamrik (gt)	Reese	0-4	5-6	36-25	18,878
35	12/23 @ BOS	L, 5-7	14-15-6	Wiemer, Selivanov (p), Zamuner, Klima, Hamrik (p)	Reese [5-22], Bergeron [1-12]	2-5	4-6	24-35	17,565
36	12/28 vs. MTL	W, 3-1	15-15-6	Cullen, Bellows (p-gw), Zamuner (e)	Reese [0-3], Bergeron [1-24]	1-4	5-5	26-27	26,415*
37	12/31 @ OTT	W, 3-0	16-15-6	Bradley (p-gw), Hamrik, Zamuner (e)	Puppa	1-5	0-6	26-18	8,522
38	1/2 @ CGY	L, 0-10	16-16-6	-----	Puppa [4-12], Bergeron [6-16]	0-6	2-5	32-28	16,893
39	1/3 @ EDM	W, 5-0	17-16-6	Cullen (p-gw), Klima, Klima, Petit, Zamuner	Puppa	1-3	5-5	39-28	9,914
40	1/6 @ VAN	L, 2-9	17-17-6	Klima, Klima (p) Bergeron [5-17]	Puppa [4-18],	1-4	4-5	26-35	17,522
41	1/8 @ MTL	T, 3-3*	17-17-7	Selivanov, Bellows (p), Selivanov (gt)	Bergeron	1-3	3-4	28-19	16,332
42	1/13 vs. OTT	W, 4-1	18-17-7	Klima, Selivanov (p-gw), Bradley, Zamuner (s)	Puppa	1-4	1-5	41-24	21,829
43	1/15 @ NYI	L, 2-3	18-18-7	Selivanov (p), Bellows (p)	Puppa	2-7	4-5	28-40	11,428
44	1/17 vs. SJ	W, 6-4	19-18-7	Selivanov (p), Gavey, Andersson, Andersson, Bradley (gw), Gavey	Puppa	1-3	4-5	31-34	18,546
45	1/22 @ MTL	W, 4-1	20-18-7	Petit, Bradley (p-gw), Petit, Andersson	Puppa	1-4	7-7	26-39	16,365
46	1/25 @ BOS	L, 3-4	20-19-7	Cullen, Shaw, Hamrik (p)	Puppa	1-2	1-2	32-31	17,382
47	1/27 @ STL	L, 1-2	20-20-7	Gratton	Puppa	0-5	5-5	24-35	18,862
48	1/31 vs. PIT	W, 4-1	21-20-7	Bradley, Cullen (gw), Cullen (p), Gratton	Puppa	1-5	4-5	37-24	24,345
49	2/3 vs. FLA	L, 3-5	21-21-7	Houlder (p), Zamuner (s), Cullen	Reese	1-5	3-6	29-24	20,828
50	2/4 @ BUF	W, 5-2	22-21-7	Wiemer (p), Cullen (p), Gratton (gw), Burr, Zamuner	Puppa	2-6	5-6	33-28.1	4,244
51	2/7 @ COL	T, 4-4*	22-21-8	Selivanov, Cullen (p), Andersson, Klima	Puppa	1-4	4-5	22-38	16,061
52	2/10 vs. DET	L, 2-3*	22-22-8	Wiemer (p), Andersson	Puppa	1-5	2-4	30-22	22,636
53	2/11 vs. NYR	L, 2-6	22-23-8	Klima, Bellows	Reese	0-5	507	30-27	22,708
54	2/13 vs. STL	L, 2-3	22-24-8	Wiemer (p), Bradley (p)	Puppa	2-4	3-3	20-39	14,656
55	2/15 vs. COL	W, 4-2	23-24-8	Klima, Bellows, Selivanov (gw), Gratton (p)	Reese	1-4	5-5	39-24	15,137
56	2/17 vs. PHI	W, 5-2	24-24-8	Bradley, Hamrik (p), Zamuner (gw), Burr, Bradley	Reese	1-5	5-5	29-26	21,007
57	2/19 vs. DAL	W, 4-2	25-24-8	Hamrik (p), Andersson, Zamuner (gw), Bradley (e)	Puppa	1-4	6-6	37-31	16,968
58	2/21 @ TOR	W, 3-2*	26-24-8	Houlder (p), Zamuner, Bellows (gw)	Puppa	1-5	4-4	47-31	15,746
59	2/23 @ NYI	W, 3-2*	27-24-8	Cullen (p), Cullen, Zamuner (gw)	Puppa	1-10	5-5	43-21	11,776
60	2/24 @ DET	L, 0-2	27-25-8	-----	Reese	0-2	4-5	25-29	19,983
61	2/28 @ LA	W, 5-1	28-25-8	Burr, Bradley (gw), Gratton, Plavsic, Ciccone	Puppa	0-1	4-4	35-32	11,405
62	3/1 @ SJ	W, 7-3	29-25-8	Bellows, Bellows (p), Wiemer (p), Wiemer (gw), Wiemer, Bellows, Tucker	Puppa	2-3	2-3	34-23	17,190
63	3/3 @ ANA	T, 2-2*	29-25-9	Houlder (p), Bradley (p)	Puppa	2-5	1-5	23-23	17,174
64	3/5 vs. CHI	W, 2-0	30-25-9	Hamrik (gw), Hamrik (p)	Puppa	1-7	4-4	30-20	19,008
65	3/7 vs. NYR	W, 5-2	31-25-9	Bellows, Bellows (p), Tucker	Reese [2-19], Wilkinson [0-7]	2-5	3-5	33-26	18,090
66	3/10 vs. WSH	W, 1-0	32-25-9	Cullen (gw)	Puppa	0-3	2-2	18-28	21,323
67	3/13 @ PHI	T, 1-1*	32-25-10	Burr	Puppa	0-6	7-8	24-43	17,380
68	3/15 @ NJ	L, 0-5	32-26-10	-----	Puppa [4-21], Reese [1-17]	0-2	0-2	32-38	18,328
69	3/17 @ OTT	L, 0-5	32-27-10	-----	Puppa [3-11], Reese [2-15]	0-6	7-9	30-26	15,102
70	3/18 @ HFD	L, 3-6	32-28-10	Bradley (p), Cullen, Wiemer	Reese	1-3	4-5	39-42	11,440
71	3/21 vs. WSH	T, 3-3*	32-28-11	Ysebaert, Selivanov, Selivanov (gt)	Puppa	0-5	4-4	22-34	17,737
72	3/23 vs. FLA	W, 4-2	33-28-11	Klima (p), Selivanov (p), Bradley (gw), Poeschek (e)	Puppa	2-4	2-3	34-22	21,035
73	3/26 vs. NJ	L, 4-6	33-29-11	Wiemer, Burr, Bradley (p), Bradley	Puppa	1-4	0-1	38-34	18,200
74	3/30 @ FLA	W, 2-1	34-29-11	Zamuner, Ulanov (gw)	Puppa	0-2	4-4	31-27	14,703
75	3/31 @ WSH	T, 1-1*	34-29-12	Hamrik (gt)	Puppa	0-3	4-4	24-24	18,130
76	4/3 vs. HFD	W, 4-2	35-29-12	Ulanov, Gavey, Andersson (gw), Hamrik (p)	Puppa	1-4	2-3	40-36	22,576
77	4/5 vs. BUF	L, 3-4	35-30-12	Bellows (p), Gratton, Andersson	Puppa	1-4	4-5	43-22	22,523
78	4/6 @ PIT	L, 1-2	35-31-12	Bellows	Puppa	0-4	3-3	40-28	17,321
79	4/8 vs. NYI	W, 4-3	36-31-12	Gratton, Selivanov, Bellows, Gavey (gw)	Puppa	0-5	3-3	29-26	20,825
80	4/10 @ FLA	W, 2-1	37-31-12	Bradley (p), Hamrik (gw)	Puppa	2-6	7-8	22-26	14,703
81	4/12 @ NYR	W, 3-2	38-31-12	Ysebaert, Selivanov (p), Selivanov (gw)	Puppa	1-4	0-4	29-24	18,200
82	4/14 vs. PHI	L, 1-3	38-32-12	Selivanov (p)	Reese	1-4	3-3	29-34	23,897

\* Overtime  
 \*\* Shootout

\* Sellout  
 (p) Power Play Goal

(s) Shorthanded Goal  
 (x) Shootout Game-Winner

(y) Overtime Game-Winner  
 (EV-PS) Successful Penalty Shot



1994-1995 STATS

1994-1995 INDIVIDUAL SCORING  
(17-28-3, 37 pts., 6th Atlantic Division)

PLAYERS PLAYER	GP	G	A	PTS	PIM	+/-	PP	SH	GW	GT	S
Brian Bradley	46	13	27	40	42	-6	3	0	2	0	111
Paul Ysebaert (TOT)	44	12	16	28	18	3	0	0	1	0	93
(TB)	29	8	11	19	12	-1	0	0	0	0	70
(CHI)	15	4	5	9	6	4	0	0	1	0	23
Chris Gratton	46	7	20	27	89	-2	2	0	0	0	91
Petr Klima	47	13	13	26	26	-13	4	0	3	0	75
John Tucker	46	12	13	25	14	-10	2	0	1	0	81
Roman Hamrlik	48	12	11	23	86	-18	7	1	2	0	134
Alexander Semak (TOT)	41	7	11	18	25	-7	0	0	1	0	71
(TB)	22	5	5	10	12	-3	0	0	1	0	39
(NJ)	19	2	6	8	13	-4	0	0	0	0	32
Alex Selivanov*	43	10	6	16	14	-2	4	0	3	0	94
Rob Zamuner	43	9	6	15	24	-3	0	3	1	0	74
Marc Bureau	48	2	12	14	30	-8	0	1	0	1	72
Mikael Andersson	36	4	7	11	4	-3	0	0	0	0	36
Enrico Ciccone	41	2	4	6	225	3	0	0	0	0	43
Marc Bergevin	44	2	4	6	51	-6	0	1	0	0	32
Cory Cross*	43	1	5	6	41	-6	0	0	1	0	35
Bob Halkidis (TOT)	31	1	4	5	46	-10	0	0	0	0	25
(TB)	27	1	3	4	40	-12	0	0	0	0	25
(DET)	4	0	1	1	6	2	0	0	0	0	0
Jason Wiemer*	36	1	4	5	44	-2	0	0	0	0	10
Eric Charron*	45	1	4	5	26	1	0	0	0	0	33
Adrien Plavsic (TOT)	18	2	2	4	8	0	0	0	0	0	35
(TB)	15	2	1	3	4	5	0	0	0	0	24
(VAN)	3	0	1	1	4	3	0	0	0	0	11
Brantt Myhres*	15	2	0	2	81	-2	0	0	1	0	4
Rudy Poeschek	25	1	1	2	92	0	0	0	0	0	14
Ben Hankinson* (TOT)	26	0	2	2	13	-5	0	0	0	0	26
(TB)	18	0	2	2	6	1	0	0	0	0	18
(NJ)	8	0	0	0	7	-6	0	0	0	0	8
Brent Gretzky*	3	0	1	1	0	-2	0	0	0	0	1
Daren Puppa	36	0	1	1	2	0	0	0	0	0	0
Gerard Gallant	1	0	0	0	0	0	0	0	0	0	1
Chris LiPuma	1	0	0	0	0	2	0	0	0	0	1
J.C. Bergeron	17	0	0	0	2	0	0	0	0	0	0

TRADED PLAYERS PLAYER	GP	G	A	PTS	+/-	PIM	PP	SH	GW	GT	S
Shawn Chambers (TB)	24	2	12	14	6	0	1	0	0	0	44
Danton Cole (TB)	26	3	3	6	6	-1	1	0	0	0	56
Jim Cummins (TB)	10	1	0	1	41	-3	0	0	1	0	3
Denis Savard (TB)	31	6	11	17	10	-6	1	0	1	0	56
Rich Sutter (TB)	4	0	0	0	0	0	0	0	0	0	3

GOALTENDERS GOALTENDER	GP	MIN	AVG	W	L	T	EN	SO	GA	SVS	SV%
Daren Puppa	36	2013	2.68	14	19	2	4	1	90	946	.905
J.C. Bergeron	17	883	3.33	3	9	1	1	1	49	374	.869





## 1994-1995 GAME-BY-GAME RESULTS

#	OPPONENT	RESULT	RECORD	SCORERS	GOALTENDER(S)	PP	PK	SF-SA	ATTEND.
1	1/20 vs. PIT	L, 3-5	0-1-0	Selivanov, Poeschek, Bergevin (s)	Puppa	0-0	0-0	33-30	26,387*
2	1/22 vs. BUF	L, 2-5	0-2-0	Klima, Cole (p)	Bergeron	1-5	4-5	27-19	22,952
3	1/25 vs. FLA	W, 3-2	1-2-0	Tucker, Bradley (p), Hamrik (s-gw)	Puppa	1-5	2-4	29-28	20,277
4	1/26 @ FLA	L, 2-4	1-3-0	Klima, Cole	Puppa	0-2	2-3	35-22	13,147
5	1/28 @ NYI	W, 4-1	2-3-0	Tucker, Bradley (gw), Klima, Klima	Puppa	1-4	6-6	22-24	11,808
6	1/31 vs. MTL	W, 4-1	3-3-0	Zamuner, Hamrik (gw), Gratton, Tucker (e)	Puppa	0-3	4-5	30-20	15,411
7	2/2 @ NYR	T, 3-3*	3-3-1	Klima, Hamrik, Bureau (s-gt)	Puppa	0-5	3-3	28-29	18,200
8	2/4 @ PIT	L, 3-6	3-4-1	Tucker, Hamrik (p), Chambers	Bergeron	1-3	2-3	40-25	15,716
9	2/5 @ BUF	L, 1-2	3-5-1	Klima	Puppa	0-5	4-4	16-32	13,133
10	2/7 vs. NYI	W, 5-2	4-5-1	Gratton, Zamuner (s), Selivanov (gw), Bergevin, Hamrik	Puppa	0-5	6-7	16-32	16,036
11	2/10 vs. HFD	W, 4-3	5-5-1	Bradley, Andersson, Selivanov, Klima (p-gw)	Puppa	1-2	4-4	18-36	16,639
12	2/11 vs. NYR	L, 2-3	5-6-1	Klima, Andersson	Puppa	0-5	4-4	25-15	26,095+
13	2/14 vs. PHI	L, 2-5	5-7-1	Ciccone, Klima	Puppa	0-3	2-3	37-29	16,699
14	2/17 vs. OTT	L, 1-2	5-8-1	Cole	Puppa	0-6	3-3	40-25	16,131
15	2/18 vs. BOS	W, 3-1	6-8-1	Hamrik (p), Cummins (gw), Zamuner (e)	Puppa	1-4	3-4	19-25	24,875
16	2/20 vs. NYR	L, 1-3	6-9-1	Tucker	Puppa	0-2	2-2	15-18	24,224
17	2/23 @ NYI	W, 4-1	7-9-1	Zamuner, Klima (p-gw), Savard, Savard (e)	Puppa	1-3	3-4	21-28	10,773
18	2/24 @ PIT	W, 4-2	8-9-1	Bradley, Savard, Savard (gw), Bradley (p-e)	Bergeron	1-3	4-6	27-24	16,701
19	2/26 @ WSH	T, 1-1*	8-9-2	Ciccone	Puppa	0-0	3-3	17-23	12,391
20	3/1 @ QUE	L, 2-8	8-10-2	Tucker, Chambers (p)	Puppa (6-23), Bergeron (2-5)	1-6	1-3	29-28	13,131
21	3/2 @ OTT	W, 3-2*	9-10-2	Halkidis, Bradley, Bradley (gw)	Puppa	0-1	5-5	31-34	9,114
22	3/4 @ HFD	L, 2-3*	9-11-2	Tucker, Tucker	Puppa	0-2	3-3	25-29	9,151
23	3/7 vs. PHI	L, 3-4	9-12-2	Klima (p), Myhres, Ysebaert	Puppa	1-3	5-5	26-37	21,827
24	3/10 vs. NJ	L, 2-3	9-13-2	Tucker, Hamrik	Puppa	0-6	7-8	27-28	23,649
25	3/12 @ WSH	L, 1-3	9-14-2	Klima (p)	Bergeron	1-4	3-4	23-32	11,493
26	3/13 vs. WSH	L, 0-3	9-15-2	-----	Puppa	0-4	6-7	16-32	17,094
27	3/18 @ NJ	W, 2-1	10-15-2	Selivanov (p), Tucker (gw)	Puppa	1-3	5-5	32-22	17,690
28	3/19 @ BUF	W, 6-1	11-15-2	Gratton (p), Selivanov (p-gw), Savard (p), Selivanov (p), Hamrik (p), Bradley	Puppa	5-7	5-6	39-25	15,508
29	3/24 vs. BOS	L, 3-4*	11-16-2	Bureau, Selivanov, Savard	Puppa	0-3	0-1	26-30	24,464
30	3/27 vs. MTL	W, 3-2*	12-16-2	Hamrik (p), Bradley,	Puppa	1-5	3-4	31-31	15,959
31	3/29 vs. WSH	L, 2-4	12-17-2	Hamrik (p), Gratton (p)	Puppa (3-16), Bergeron (1-13)	2-6	3-5	26-29	14,926
32	3/31 vs. HFD	W, 2-0	13-17-2	Selivanov (gw), Andersson	Puppa	0-1	4-4	26-25	17,961
33	4/2 vs. FLA	L, 1-4	13-18-2	Ysebaert	Puppa	0-1	3-3	27-27	21,557
34	4/4 @ NJ	T, 1-1*	13-18-3	Semak	Bergeron	0-1	2-2	26-26	13,735
35	4/6 @ PHI	L, 4-5	13-19-3	Zamuner, Semak, Andersson, Hamrik (p)	Bergeron	1-2	2-3	22-30	17,245
36	4/8 @ BOS	L, 1-5	13-20-3	Semak	Puppa (2-8), Bergeron (3-19)	0-4	3-4	18-27	14,448
37	4/9 @ HFD	W, 3-0	14-20-3	Semak (gw), Ysebaert, Gratton (e)	Bergeron	0-2	4-4	24-23	10,725
38	4/11 vs. NYI	W, 5-2	15-20-3	Zamuner, Tucker, Zamuner (s-gw), Plavsic, Ysebaert	Bergeron	1-4	5-5	34-31	18,922
39	4/14 @ PHI	L, 2-3	15-21-3	Ysebaert, Bradley	Bergeron	0-3	3-4	20-24	17,380
40	4/16 @ FLA	L, 1-4	15-22-3	Zamuner (s)	Bergeron	0-6	4-5	25-23	13,232
41	4/18 vs. NJ	W, 3-2	16-22-3	Zamuner, Hamrik (p), Cross (gw)	Puppa	1-3	3-3	22-35	18,202
42	4/20 vs. QUE	W, 5-2	17-22-3	Selivanov, Tucker, Myhres (gw), Wiemer, Ysebaert (e)	Puppa	0-4	5-6	30-30	17,705
43	4/22 @ MTL	L, 1-3	17-23-3	Ysebaert	Puppa	0-4	2-4	32-32	17,251
44	4/24 vs. BUF	L, 1-3	17-24-3	Selivanov (p)	Puppa	1-6	5-6	24-29	18,738
45	4/26 @ NYR	L, 4-6	17-25-3	Plavsic, Bradley, Gratton, Bradley (p)	Puppa (4-34), Bergeron (1-13)	1-4	1-3	41-48	18,200
46	4/27 @ OTT	L, 1-6	17-26-3	Gratton	Puppa (3-8), Bergeron (3-14)	0-5	5-5	29-22	9,291
47	4/29 @ QUE	L, 1-4	17-27-3	Charron	Bergeron	0-4	3-4	29-21	15,399
48	5/3 vs. OTT	L, 3-4	17-28-3	Bradley, Semak, Ysebaert	Bergeron	0-3	4-4	24-29	21,689

\* Overtime  
 \*\* Shootout

+ Sellout  
 (p) Power Play Goal

(s) Shorthanded Goal  
 (x) Shootout Game-Winner

(y) Overtime Game-Winner  
 (EV-PS) Successful Penalty Shot



1993-1994 STATS

1993-1994 INDIVIDUAL SCORING  
(30-43-11, 71 pts., 7th Atlantic Division)

PLAYERS

PLAYER	GP	G	A	PTS	PIM	+/-	PP	SH	GW	GT	S
Brian Bradley	78	24	40	64	56	-8	6	0	2	0	180
Petr Klima	75	28	27	55	76	-15	10	0	2	0	167
Denis Savard	74	18	28	46	106	-1	2	1	2	0	181
Danton Cole	81	20	23	43	32	7	8	1	4	0	149
Chris Gratton*	84	13	29	42	123	-25	5	1	2	1	161
John Tucker	66	17	23	40	28	9	2	0	6	1	126
Shawn Chambers	66	11	23	34	23	-6	6	1	1	0	142
Chris Joseph (TOT)	76	11	20	31	136	-21	8	0	0	0	179
(TB)	66	10	19	29	108	-13	7	0	0	0	154
(EDM)	10	1	1	2	28	-8	1	0	0	0	25
Pat Elynuik (TOT)	67	13	15	28	64	-21	4	1	1	0	111
(TB)	63	12	14	26	64	-18	3	1	1	0	103
(WSH)	4	1	1	2	0	-3	1	0	0	0	8
Mikael Andersson	76	13	12	25	23	8	1	1	2	1	136
Roman Hamrik	64	3	18	21	135	-14	0	0	0	0	158
Adam Creighton	53	10	10	20	37	-7	2	0	1	0	77
Marc Bergevin	83	1	15	16	87	-5	0	0	1	0	76
Marc Bureau	75	8	7	15	30	-9	0	1	1	0	110
Gerard Gallant	51	4	9	13	74	-6	1	0	2	0	45
Rob Zamuner	59	6	6	12	42	-9	0	0	1	0	109
Rudy Poeschek	71	3	6	9	118	3	0	0	1	1	46
Bill McDougall	22	3	3	6	8	-4	1	0	0	1	26
Chris LiPuma*	27	0	4	4	77	1	0	0	0	0	20
Jason Ruff*	6	1	2	3	2	2	0	0	0	0	14
Brent Gretzky*	10	1	2	3	2	0	0	0	0	0	14
Jim Cummins* (TOT)	26	1	2	3	84	-1	0	0	0	0	20
(TB)	4	0	0	0	13	-1	0	0	0	0	3
(PHI)	22	1	2	3	71	0	0	0	0	0	17
Enrico Ciccone (TOT)	57	1	2	3	226	-4	0	0	0	0	33
(TB)	11	0	1	1	52	-2	0	0	0	0	10
(WSH)	46	1	1	2	174	-2	0	0	0	0	23
Daren Puppa	63	0	1	1	2	0	0	0	0	0	0
Jason Lafreniere	1	0	0	0	0	-1	0	0	0	0	2
J.C. Bergeron	3	0	0	0	0	0	0	0	0	0	0
Eric Charron*	4	0	0	0	2	0	0	0	0	0	1
Cory Cross*	5	0	0	0	6	-3	0	0	0	0	5
Normand Rochefort	6	0	0	0	10	-1	0	0	0	0	4
Wendell Young	9	0	0	0	4	0	0	0	0	0	0

TRADED PLAYERS

PLAYER	GP	G	A	PTS	+/-	PIM	PP	SH	GW	GT	S
Bob Beers (TB)	16	1	5	6	12	-11	1	0	0	0	35
Tim Bergland (TB)	51	6	5	11	6	-14	0	0	0	0	61
Rob DiMaio (TB)	39	8	7	15	40	-5	2	0	1	0	51
Donald Dufresne (TB)	51	2	6	8	48	-2	0	0	0	0	49
Pat Jablonski (TB)	15	0	0	0	0	0	0	0	0	0	0
Joe Reekie (TB)	73	1	11	12	127	8	0	0	0	0	88

GOALTENDERS

GOALTENDER	GP	MIN	AVG	W	L	T	EN	SO	GA	SVS	SV%
Wendell Young	9	480	2.50	2	3	1	1	1	20	211	.905
Daren Puppa	63	3653	2.71	22	33	6	4	4	165	1637	.899
J.C. Bergeron	3	134	3.13	1	1	1	0	0	7	69	.899

1993-1994 GAME-BY-GAME RESULTS

#	OPPONENT	RESULT	RECORD	SCORERS	GOALTENDER(S)	PP	PK	SF-SA	ATTEND.
1	10/6 @ NJ	L, 1-2	0-1-0	Klima (p)	Puppa	1-3	1-1	18-43	12,946
2	10/7 @ NYR	L, 4-5	0-2-0	McDougall, Savard, McDougall, Beers (p)	Jablonski	1-4	0-1	19-38	16,596
3	10/9 vs. FLA	L, 0-2	0-3-0	-----	Puppa	0-8	5-6	35-22	27,227+
4	10/14 vs. PIT	W, 3-2	1-3-0	Cole, Bradley (p), Tucker (gw)	Puppa	1-7	1-1	40-28	10,132
5	10/16 vs. OTT	W, 4-1	2-3-0	Savard (p), Tucker (gw),	Puppa	1-6	6-7	36-27	18,238
6	10/17 @ FLA	T, 3-3*	2-3-1	Bradley (p), Dufresne, McDougall (p-gt)	Puppa	2-5	4-6	29-29	13,059
7	10/20 vs. LA	L, 3-4	2-4-1	Tucker, Gratton (p), Cole	Puppa	1-8	1-3	28-22	21,536
8	10/22 vs. NYR	W, 4-1	3-4-1	Andersson, Cole (gw), Bradley (p), Gratton (s)	Puppa	1-5	5-6	29-34	18,667
9	10/23 vs. TOR	L, 0-2	3-5-1	-----	Puppa	0-4	4-4	25-26	22,880
10	10/27 vs. WPG	L, 3-4	3-6-1	Andersson, Savard, Elynuik (p)	Puppa	1-4	2-3	30-23	16,006



#	OPPONENT	RESULT	RECORD	SCORERS	GOALTENDER(S)	PP	PK	SF-SA	ATTEND.
11	10/29 vs. NYI	L, 2-4	3-7-1	Tucker	Puppa	0-6	5-6	34-25	12,976
12	10/30 @ FLA	L, 1-2*	3-8-1	Bergland, Elynuik	Puppa	0-6	2-3	28-19	22,332
13	11/2 @ QUE	L, 2-8	3-9-1	Gratton (p), Gretzky	Jablonski	1-5	1-1	43-21	13,635
14	11/3 @ MTL	L, 0-1	3-10-1	-----	Puppa	0-4	3-3	37-21	16,500
15	11/6 @ BOS	T, 1-1*	3-10-2	Poeschek (gt)	Puppa	0-1	2-2	28-42	13,972
16	11/8 @ NYR	L, 3-6	3-11-2	Klima, Dufresne, Bradley	Puppa	0-5	3-4	31-38	16,618
17	11/11 vs. WSH	L, 1-4	3-12-2	Klima	Puppa	0-5	1-2	34-23	19,370
18	11/13 vs. QUE	W, 4-3	4-12-2	Tucker, Andersson, Joseph, Savard (gw)	Puppa	0-3	3-3	29-31	19,891
19	11/17 @ DAL	L, 3-4	4-13-2	Cole (s), Joseph, Bradley	Puppa	0-3	2-4	20-32	14,976
20	11/19 vs. NYR	L, 3-5	4-14-2	Zamuner, Andersson, Bureau	Puppa	0-5	2-3	31-38	19,993
21	11/20 vs. CHI	W, 4-3	5-14-2	Klima, Klima, Bradley, Tucker (gw)	Jablonski	0-4	3-4	37-24	22,066
22	11/24 vs. HFD	W, 4-1	6-14-2	Bradley, Bradley (gw), Poeschek, Elynuik	Puppa	0-2	5-5	30-29	19,374
23	11/26 @ PHI	L, 0-3	6-15-2	-----	Puppa	0-6	3-3	27-22	17,380
24	11/27 vs. PHI	L, 3-4*	6-16-2	Bradley, Klima, Cole (p)	Puppa	1-4	2-3	33-36	21,896
25	12/1 vs. BUF	L, 0-3	6-17-2	-----	Puppa	0-2	2-2	33-26	18,386
26	12/4 @ LA	W, 5-4	7-17-2	Klima (p), Klima, Andersson (p), Bureau, Cole (p-gw)	Jablonski	3-7	1-6	23-34	15,091
27	12/5 @ ANA	W, 4-2	8-17-2	Cole (p), Klima, Bureau (p-gw), Bradley (e)	Puppa	1-5	7-7	23-41	16,480
28	12/7 @ SJ	W, 3-1	9-17-2	Savard, Creighton (gw), Bradley (p)	Puppa	1-4	6-6	24-20	14,868
29	12/11 vs. PIT	L, 3-6	9-18-2	Bradley, Creighton, Bureau	Puppa	0-6	1-4	34-29	23,307
30	12/14 vs. MTL	T, 1-1*	9-18-3	Andersson (gt)	Jablonski	0-4	4-4	34-20	9,433
31	12/15 vs. OTT	W, 4-3	10-18-3	Elynuik, Klima, Chambers, Klima (gw)	Jablonski	1-6	5-6	24-17	16,155
32	12/18 vs. BOS	L, 3-5	10-19-3	Elynuik (p), Savard, Gratton (p)	Puppa	2-4	2-3	11-36	23,336
33	12/19 @ BUF	T, 3-3*	10-19-4	Gallant, Klima, Chambers	Puppa	0-4	3-4	29-27	13,721
34	12/21 @ PIT	L, 3-8	10-20-4	Bergland, Zamuner, DiMaio	Puppa (3-21), Jablonski (5-18)	0-5	3-4	34-39	15,601
35	12/23 @ STL	L, 4-7	10-21-4	Bergland, Elynuik (s), Bradley, Chambers (s)	Puppa	0-4	4-6	38-30	17,697
36	12/26 vs. FLA	L, 1-3	10-22-4	DiMaio (p)	Jablonski	1-7	2-2	37-20	10,964
37	12/28 @ QUE	W, 4-1	11-22-4	Cole, DiMaio (p-gw), Klima, Cole (e)	Puppa	1-4	2-3	20-16	14,646
38	12/30 @ OTT	W, 3-0	12-22-4	Zamuner (gw), Savard, Joseph (p)	Puppa	1-3	4-4	37-11	10,504
39	1/1 @ WSH	T, 5-5*	12-22-5	Klima (p), Bradley (p), Andersson, Hamrik, Klima	Jablonski	2-3	2-3	28-39	14,914
40	1/2 vs. ANA	L, 1-4	12-23-5	Joseph (p)	Puppa	1-5	6-6	32-19	10,871
41	1/4 @ TOR	W, 1-0	13-23-5	Elynuik (gw)	Puppa	0-5	6-6	24-28	17,526
42	1/8 vs. PHI	W, 4-2	14-23-5	Bergland, Bradley, Andersson (gw), Joseph (p)	Puppa	1-5	2-3	20-30	26,023*
43	1/10 @ NYR	W, 5-2	15-23-5	Creighton, Reekie, Bergevin (gw), Creighton (p), Klima (p)	Puppa	2-2	1-4	33-29	17,993
44	1/12 @ DET	W, 4-2	16-23-5	Chambers, Joseph (p), Tucker (gw), Savard (e)	Puppa	1-3	3-5	25-17	19,618
45	1/13 @ CHI	L, 0-1	16-24-5	-----	Puppa	0-5	4-5	20-29	17,336
46	1/16 @ WPG	W, 3-2*	17-24-5	Creighton, Andersson, Andersson (gw)	Puppa	0-2	3-3	25-28	11,858
47	1/17 vs. DET	L, 3-6	17-25-5	Zamuner, Klima (p), Hamrik	Jablonski	1-5	4-6	19-27	8,764
48	1/19 vs. NYI	W, 4-3*	18-25-5	Klima, Cole (p), Bradley (p), Gratton (gw)	Puppa	2-4	3-3	33-28	22,351
49	1/24 vs. BUF	W, 4-0	19-25-5	Cole (gw), Chambers (p),	Puppa	1-3	3-3	32-23	10,261
50	1/26 vs. FLA	T, 1-1*	19-25-6	Tucker (p-gt)	Puppa	1-5	4-4	41-23	20,101
51	1/29 vs. SJ	L, 1-2	19-26-6	Klima	Puppa	0-5	1-2	37-21	26,652*
52	2/2 vs. DET	L, 1-3	19-27-6	Tucker	Puppa	0-3	2-2	34-30	21,260
53	2/5 @ WSH	L, 3-6	19-28-6	Chambers (p), Cole, Bureau	Puppa	1-7	1-2	22-32	15,811
54	2/7 @ TOR	W, 2-1	20-28-6	Bergland, Poeschek (gw)	Jablonski	0-3	5-5	29-25	15,728
55	2/10 @ OTT	W, 6-2	21-28-6	Klima (p), Gratton, Cole (gw), Andersson (s), Gratton, Bradley	Jablonski	1-3	4-4	36-18	10,295
56	2/12 vs. VAN	L, 2-3	21-29-6	Klima (p), Joseph	Puppa	1-6	1-2	20-22	22,924
57	2/13 vs. NJ	T, 3-3*	21-29-7	Chambers (p), Chambers, Creighton	Jablonski	1-7	4-5	37-39	16,283
58	2/15 @ NYI	L, 1-2	21-30-7	Bradley	Puppa	0-4	4-4	22-24	10,156
59	2/17 vs. MTL	W, 4-3	22-30-7	Andersson, Bureau (s), Cole, Chambers (p-gw)	Puppa	1-7	6-6	30-25	21,968
60	2/19 @ NJ	L, 4-5	22-31-7	Joseph (p), Klima, Creighton, Gratton	Jablonski	1-8	3-4	36-31	19,040
61	2/20 vs. BOS	T, 2-2*	22-31-8	Bureau, Gratton (gt)	Puppa	0-5	2-2	24-23	24,153
62	2/24 @ CGY	W, 4-0	23-31-8	Savard (p-gw), Bradley, DiMaio, Gratton	Puppa	1-5	6-6	25-18	18,616
63	2/26 @ VAN	L, 1-3	23-32-8	DiMaio	Young	0-6	3-3	29-29	15,869
64	2/27 @ EDM	L, 2-3	23-33-8	Gallant, DiMaio	Puppa	0-4	2-2	35-26	11,719
65	3/1 @ WSH	W, 4-3	24-33-8	Savard, Cole, Gratton (p), Gallant (gw)	Puppa	1-2	2-3	26-40	10,271
66	3/3 vs. NJ	L, 4-5*	24-34-8	Elynuik (p), Savard, Tucker, DiMaio	Puppa	1-2	0-1	31-38	16,442
67	3/5 vs. HFD	W, 4-2	25-34-8	DiMaio, Savard, Gallant (p-gw), Cole (p)	Puppa	2-8	5-6	39-23	21,178
68	3/6 vs. PHI	L, 1-3	25-35-8	Bradley	Puppa	0-5	1-1	37-21	21,849
69	3/9 @ HFD	L, 1-4	25-36-8	Bureau	Puppa (2-10), Young (2-11)	0-5	3-4	26-21	7,757
70	3/13 @ PHI	T, 5-5*	25-36-9	Cole (p), Creighton (p), Bergland, Puppa, Bradley, Bradley	Puppa	2-7	5-6	37-21	17,269
71	3/15 vs. CGY	L, 3-7	25-37-9	Savard, Creighton, Chambers (p)	Puppa (4-9), Young (3-28)	1-5	4-5	28-37	17,498
72	3/16 vs. EDM	T, 4-4*	25-37-10	Elynuik, Savard, Zamuner, Elynuik	Young	0-5	4-5	45-33	18,274
73	3/20 vs. WSH	L, 0-3	25-38-10	-----	Puppa	0-7	3-5	32-23	8,809
74	3/22 @ NYI	L, 4-5*	25-39-10	Klima, Savard, Gratton (p), Klima (p)	Puppa	2-6	4-7	33-32	12,293
75	3/24 @ NJ	L, 1-2	25-40-10	Joseph (p)	Young	1-3	2-2	23-26	15,017
76	3/27 @ DAL	T, 2-2*	25-40-11	Elynuik, Chambers	Bergeron	0-3	4-4	25-32	20,659
77	3/30 @ BUF	W, 3-2*	26-40-11	Klima (p), Savard (s), Bradley (gw)	Puppa	1-4	5-6	24-26	12,222
78	4/1 vs. STL	W, 4-3	27-40-11	Andersson, Joseph (p), Cole (p), Gratton (gw)	Bergeron	2-6	2-3	33-19	23,257
79	4/4 @ PIT	L, 1-2	27-41-11	Elynuik	Bergeron (2-8), Young (0-14)	0-6	6-6	27-22	16,866
80	4/6 @ MTL	W, 3-1	28-41-11	Ruff, Tucker (gw), Creighton	Young	0-2	1-1	30-24	16,412
81	4/9 @ BOS	W, 3-0	29-41-11	Tucker (gw), Bradley, Hamrik	Young	0-4	7-7	33-32	14,448
82	4/10 @ HFD	L, 4-6	29-42-11	Tucker, Savard, Savard, Tucker (p)	Young	1-2	4-7	44-25	10,141
83	4/13 vs. NYI	L, 0-2	29-43-11	-----	Puppa	0-5	3-3	30-17	22,388
84	4/14 vs. QUE	W, 5-2	30-43-11	Klima (p), Tucker,	Puppa	2-5	6-6	29-33	21,094

\* Overtime  
 \*\* Shootout

+ Sellout  
 (p) Power Play Goal

(s) Shorthanded Goal  
 (w) Shootout Game-Winner

(y) Overtime Game-Winner  
 (EV-PS) Successful Penalty Shot



# 1992-1993 STATS

## 1992-1993 INDIVIDUAL SCORING

(23-54-7, 53 pts., 6th Norris Division)

### PLAYERS

PLAYER	GP	G	A	PTS	PIM	+/-	PP	SH	GW	GT	S
Brian Bradley	80	42	44	86	92	-24	16	0	6	1	205
John Tucker	78	17	39	58	69	-12	5	1	1	0	179
Chris Kontos	66	27	24	51	12	-7	12	1	3	0	136
Rob Zamuner*	84	15	28	43	74	-25	1	0	0	2	183
Adam Creighton	83	19	20	39	110	-19	7	1	0	0	168
Shawn Chambers	55	10	29	39	36	-21	5	0	1	0	152
Bob Beers	64	12	24	36	70	-25	7	0	0	0	138
Marc Bureau	63	10	21	31	111	-12	1	2	1	0	132
Mikael Andersson	77	16	11	27	14	-14	3	2	4	0	169
Danton Cole	67	12	15	27	23	-2	0	1	1	0	100
Rob DiMaio	54	9	15	24	62	0	2	0	0	0	75
Roman Hamrlik*	67	6	15	21	71	-21	1	0	1	0	113
Steve Maltais	63	7	13	20	35	-20	4	0	1	0	96
Marc Bergevin	78	2	12	14	66	-16	0	0	0	0	69
Joe Reekie	42	2	11	13	69	2	0	0	0	0	53
Steve Kasper (TOT)	68	4	7	11	20	-17	0	1	0	0	32
(TB)	47	3	4	7	18	-13	0	0	0	0	23
(PHI)	21	1	3	4	2	-4	0	1	0	0	9
Ken Hodge	25	2	7	9	2	-6	0	0	1	0	32
Randy Gilhen (TOT)	44	3	4	7	14	-14	0	1	1	0	45
(TB)	11	0	2	2	6	-6	0	0	0	0	11
(NVR)	33	3	2	5	8	-8	0	1	1	0	34
Jason Lafreniere	11	3	3	6	4	-6	1	0	0	0	17
Tim Bergland	27	3	3	6	11	-5	0	0	0	0	44
Chris LiPuma*	15	0	5	5	34	1	0	0	0	0	17
Matt Hervey	17	0	4	4	38	-6	0	0	0	0	18
Jason Ruff* (TOT)	8	2	1	3	8	-1	1	0	1	0	8
(TB)	1	0	0	0	0	0	0	0	0	0	1
(STL)	7	2	1	3	8	-1	1	0	1	0	7
Stan Drulia*	24	2	1	3	10	1	0	0	1	0	22
Michel Mongeau	4	1	1	2	2	-2	0	0	0	0	2
Dave Capuano	6	1	1	2	2	-4	1	0	0	0	10
Jock Callander	8	1	1	2	2	-5	0	0	0	0	12
Keith Osborne*	11	1	1	2	8	-1	0	0	1	0	11
Shawn Rivers*	4	0	2	2	2	-2	0	0	0	0	3
Wendell Young	31	0	2	2	2	0	0	0	0	0	0
Pat Jablonski	43	0	2	2	7	0	0	0	0	0	0
Shayne Stevenson*	8	0	1	1	7	-5	0	0	0	0	4
J.C. Bergeron*	21	0	1	1	2	0	0	0	0	0	0
Dave Littman*	1	0	0	0	0	0	0	0	0	0	0
Alain Cote	2	0	0	0	0	-1	0	0	0	0	1
Herb Raglan	2	0	0	0	2	0	0	0	0	0	0
Martin Simard	7	0	0	0	11	-1	0	0	0	0	1

### TRADED PLAYERS

PLAYER	GP	G	A	PTS	+/-	PIM	PP	SH	GW	GT	S
Doug Crossman (TB)	40	8	21	29	18	-4	2	0	1	-	54
Mike Hartman (TB)	58	4	4	8	154	-7	0	0	0	-	74
Basil McRae (TB)	14	2	3	5	71	-3	1	0	0	-	23
Michel Mongeau (TB)	30	1	1	2	2	-2	0	0	0	-	2
Rob Ramage (TB)	66	5	12	17	138	-21	5	0	0	-	115
Stephane J.C. Richer (TB)	3	0	0	0	0	-3	0	0	0	-	2
Anatoli Semenov (TB)	13	2	3	5	4	-5	0	0	0	-	14
Martin Simard (TB)	7	0	0	0	11	-1	0	0	0	-	1
Peter Taglianetti (TB)	61	1	8	9	150	8	0	0	0	-	60

### GOALTENDERS

GOALTENDER	GP	MIN	AVG	W	L	T	EN	SO	GA	SVS	SV%
J.C. Bergeron*	21	1163	3.66	8	10	1	3	0	71	574	.876
Wendell Young	31	1591	3.66	7	19	2	2	0	97	758	.872
Pat Jablonski	43	2268	3.97	8	24	4	2	1	150	1194	.874
Dave Littman*	1	45	9.33	0	1	0	0	0	7	21	.667

### 1992-1993 GAME-BY-GAME RESULTS

#	OPPONENT	RESULT	RECORD	SCORERS	GOALTENDER(S)	PP	PK	SF-SA	ATTEND.
1	10/7 vs. CHI	W, 7-3	1-0-0	Kontos (p), Kontos (p), Bergevin, Semenov, Hodge (gw), Kontos, Kontos (p)	Young	3-11	8-8	24-26	10,425+
2	10/10 @ MIN	L, 1-2	1-1-0	Crossman	Young	0-4	4-4	20-35	14,322
3	10/11 @ CHI	T, 4-4*	1-1-1	Andersson, Kontos, Kontos, Bradley (gt)	Jablonski	0-5	7-10	31-44	18,472
4	10/13 @ STL	W, 2-1	2-1-1	DiMaio, Bradley (e-gw)	Jablonski	0-1	3-3	21-36	13,786
5	10/15 @ TOR	L, 3-5	2-2-1	Taglianetti, Cole, Andersson (s)	Young	0-4	7-7	26-22	15,144
6	10/16 @ BUF	L, 4-5*	2-3-1	Zamuner, Kontos, Turker (s), Creighton	Young	0-4	2-4	31-33	13,107
7	10/20 vs. EDM	W, 6-1	3-3-1	Hamrlik, Cole (gw), Ramage (p), Ramage (p), Semenov, Bradley	Young	2-5	3-4	35-19	9,114
8	10/22 vs. TOR	L, 2-5	3-4-1	Bradley, Ramage (p)	Jablonski	1-5	4-5	29-30	9,344
9	10/24 vs. QUE	W, 3-2	4-4-1	Tucker, Kontos, Drulia (gw)	Young	0-8	5-6	26-22	9,528





#	OPPONENT	RESULT	RECORD	SCORERS	GOALTENDER(S)	PP	PK	SF-SA	ATTEND.
10	10/27 @ QUE	L, 3-4	4-5-1	DiMaio, Hamrik (p), Bradley (p)	Young	2-4	4-7	19-30	14,635
11	10/28 @ MTL	L, 3-4	4-6-1	Bradley, Ramage (p), Kontos	Jablonski	1-3	2-4	22-27	16,436
12	10/30 vs. SJ	L, 1-2	4-7-1	Kontos	Young	0-8	5-5	25-39	8,706
13	11/1 vs. PIT	L, 4-5	4-8-1	Kontos (p), Zamuner, Beers, Ramage (p)	Young	2-4	3-5	28-30	10,425+
14	11/3 vs. STL	W, 6-4	5-8-1	Creighton (p), Cole, DiMaio, Bergevin, Kontos (p-gw), Kontos	Jablonski	2-3	1-1	42-30	8,452
15	11/6 @ WSH	L, 2-2*	5-8-2	Kontos (p), Bradley (p)	Jablonski	2-8	4-6	25-33	15,829
16	11/7 @ NYI	W, 6-5*	6-8-2	Beers (p), Beers (p), Bradley (p), Crossman, Crossman (p), Crossman (gw)	Jablonski	4-5	3-6	24-32	12,136
17	11/9 @ NYR	W, 5-1	7-8-2	Kontos, Hamrik (gw), Kontos (s), Zamuner, Andersson	Jablonski	0-1	4-5	30-33	18,200
18	11/11 vs. DET	W, 6-4	8-8-2	Bradley (p), Kontos (p), Zamuner (p), Beers, Kontos (gw), Creighton (e)	Jablonski	3-7	4-5	24-34	10,425+
19	11/13 vs. OTT	W, 1-0	9-8-2	Bradley (p-gw)	Jablonski	1-7	5-5	22-38	10,425+
20	11/14 vs. CGY	L, 3-5	9-9-2	Creighton, Bradley, Creighton (p)	Jablonski	1-6	2-2	27-32	10,425+
21	11/17 vs. WPG	L, 5-6	9-10-2	Zamuner, Kontos, Tucker (p), Bradley, Hodge	Young	1-6	2-5	40-33	8,062
22	11/19 vs. MIN	L, 1-4	9-11-2	Bradley	Jablonski	0-6	1-2	39-35	9,786
23	11/21 @ STL	L, 2-4	9-12-2	Creighton, Bradley (p)	Jablonski	1-6	2-4	25-42	17,604
24	11/23 @ DET	L, 5-10	9-13-2	Tucker, Bradley, Cole, Crossman (p), Drulia	Young	1-5	4-8	24-40	19,504
25	11/24 @ TOR	W, 3-2	10-13-2	Maltais, Bradley (p), Maltais (gw)	Jablonski	1-4	4-6	18-18	15,841
26	11/27 @ CGY	L, 2-3*	10-14-2	DiMaio, Mongeau	Young	0-5	9-9	35-31	20,214
27	11/28 @ EDM	L, 3-4*	10-15-2	Callander, Kontos (p), Reekie	Young	1-8	4-5	32-24	14,210
28	12/5 vs. DET	L, 7-9	10-16-2	Bureau (s), Chambers (p), Beers, Bradley (p), Bradley, Bradley (p), Andersson	Jablonski	3-6	3-4	36-29	10,425+
29	12/7 vs. NYI	L, 1-6	10-17-2	Chambers	Jablonski	0-6	6-6	27-26	9,849
30	12/9 vs. NYR	L, 5-6	10-18-2	Bureau, Bradley (p), Maltais (p), Kasper, Bradley (p)	Young (4-14), Jablonski (2-20)	3-5	3-3	36-34	12,842+
31	12/11 vs. NYR	L, 4-5	10-19-2	Kontos (p), Creighton (s), Bureau, Creighton (p)	Bergeron	2-7	2-5	41-31	10,425+
32	12/12 vs. EDM	W, 3-1	11-19-2	Beers (p), Bradley (p-gw), Bradley (e)	Bergeron	2-8	5-5	23-25	10,425+
33	12/15 @ LA	W, 3-2	12-19-2	Crossman, Kontos, Andersson (gw)	Bergeron	0-5	5-6	35-27	15,753
34	12/16 @ SJ	W, 5-4*	13-19-2	Bureau (p), Tucker, Bradley, Reekie, Tucker (gw)	Bergeron	1-5	1-3	45-30	11,089
35	12/18 vs. NJ	L, 0-2	13-20-2	-----	Bergeron	0-6	6-6	29-20	10,082
36	12/20 vs. PHI	W, 4-1	14-20-2	Bradley, Bradley (gw), Crossman, Bureau	Bergeron	0-2	0-3	31-19	10,425+
37	12/22 @ BOS	L, 3-5	14-21-2	Bradley, Bureau, Bradley	Young	0-5	6-7	22-34	14,448
38	12/23 @ HFD	L, 1-3	14-22-2	Chambers (p)	Jablonski	1-4	4-6	20-22	10,740
39	12/31 @ CHI	L, 0-5	14-23-2	-----	Jablonski	0-8	6-8	22-33	17,532
40	1/2 @ EDM	L, 1-2	14-24-2	Bradley	Bergeron	0-6	5-6	30-32	14,361
41	1/4 @ VAN	L, 0-7	14-25-2	-----	Jablonski	0-7	4-4	27-40	15,578
42	1/6 @ LA	W, 6-3	15-25-2	Bradley, McRae, Maltais (p), Bradley (p-gw), Hartman, Beers (p)	Bergeron	3-5	3-5	20-36	16,005
43	1/9 @ MIN	L, 4-6	15-26-2	McRae (p), Maltais (p), Chambers, Kasper	Bergeron	2-4	5-5	18-30	13,512
44	1/11 @ TOR	L, 2-4	15-27-2	Bureau (s), Bradley	Jablonski	0-5	5-9	27-27	15,632
45	1/13 @ DET	L, 3-5	15-28-2	Tucker, Hartman, Tucker (p)	Bergeron	1-3	1-2	29-33	19,518
46	1/16 vs. STL	L, 3-5	15-29-2	Kontos (p), Hartman, Crossman	Jablonski	1-7	3-4	42-23	10,425+
47	1/17 vs. WSH	L, 3-5	15-30-2	Tucker, Cole (s), DiMaio	Bergeron	0-5	4-4	31-33	10,425+
48	1/19 vs. MIN	L, 2-4	15-31-2	Tucker, Kontos (p)	Bergeron	1-6	5-5	34-30	10,033
49	1/21 vs. TOR	L, 1-6	15-32-2	Chambers (p)	Bergeron	1-11	7-10	44-35	9,822
50	1/23 vs. SJ	W, 5-1	16-32-2	Creighton, Bureau (gw), Bureau, Beers (e), Kasper (e)	Jablonski	0-9	8-9	36-38	10,130
51	1/24 vs. MIN	L, 2-2*	16-32-3	Hartman, Zamuner (gt)	Jablonski	0-4	2-6	30-36	9,086
52	1/28 vs. STL	L, 2-4	16-33-3	Tucker, Chambers (p)	Jablonski	1-3	4-5	41-32	10,092
53	1/30 @ MIN	W, 4-3	17-33-3	DiMaio, Tucker, Zamuner, Kontos (p-gw)	Young	1-3	0-4	20-21	14,637
54	2/1 @ SJ	W, 5-4	18-33-3	Zamuner, DiMaio, DiMaio (p), Kontos, Andersson (s-gw)	Bergeron	1-2	3-5	26-24	10,890
55	2/3 @ VAN	L, 2-4	18-34-3	Hamrik, Bradley	Jablonski	0-4	4-6	25-28	14,171
56	2/9 vs. TOR	W, 3-1	19-34-3	Bergland, Bradley (p-gw), Zamuner (e)	Young	1-4	1-2	33-36	10,425+
57	2/11 vs. MIN	L, 0-1	19-35-3	-----	Young	0-6	3-4	34-24	8,748
58	2/14 vs. BOS	T, 3-3*	19-35-4	Tucker (p), Andersson, Kontos (gt)	Young	1-4	3-3	31-32	10,425+
59	2/17 @ DET	L, 1-3	19-36-4	Bradley	Young	0-2	2-3	30-25	19,713
60	2/19 @ TOR	L, 1-4	19-37-4	Tucker (p)	Young	1-5	5-6	28-24	15,720
61	2/20 vs. QUE	L, 2-5	19-38-4	Bradley, Zamuner	Jablonski	0-4	4-5	28-25	9,584
62	2/22 vs. LA	L, 2-5	19-39-4	Tucker, Beers	Young	0-6	1-2	45-28	10,425+
63	2/25 vs. CHI	L, 1-5	19-40-4	Creighton	Young	0-4	0-1	39-38	10,425+
64	2/27 @ PIT	T, 3-3*	19-40-5	Andersson, Bradley, Zamuner (gt)	Jablonski	0-4	1-2	27-23	16,154
65	3/3 vs. MTL	W, 3-1	20-40-5	Zamuner, Chambers (gw), Zamuner (e)	Young	0-3	2-2	34-33	10,425+
66	3/6 vs. CGY	W, 7-4	21-40-5	Bradley (p), Tucker (p), Creighton, Bureau (gw), Osborne, Beers (p), Cole	Young	3-6	2-4	34-30	10,146
67	3/9 vs. WPG	L, 2-4	21-41-5	Creighton, Cole	Young	0-5	2-2	28-23	10,425+
68	3/12 @ TOR	L, 2-8	21-42-5	Zamuner, Maltais (p)	Jablonski	1-2	0-1	26-27	15,720
69	3/14 @ WPG	L, 1-3	21-43-5	Cole	Jablonski	0-3	3-4	39-21	13,521
70	3/16 vs. HFD	L, 3-4*	21-44-5	Andersson, Zamuner, Bradley	Young	0-5	4-5	45-23	10,425+
71	3/18 vs. TOR	L, 2-4	21-45-5	Creighton (p), Chambers	Jablonski	1-6	2-5	33-28	10,425+
72	3/20 vs. BUF	L, 1-3	21-46-5	Caputo (p)	Young	1-2	3-6	28-28	10,425+
73	3/21 @ CHI	L, 2-3	21-47-5	Beers (p), Creighton (p)	Jablonski	2-4	5-7	20-30	17,514
74	3/23 @ NJ	L, 3-9	21-48-5	LaFreniere, Cole, LaFreniere (p)	Littman (7-21), Jablonski (2-10)	1-3	1-1	25-31	12,363
75	3/25 @ OTT	W, 3-2*	22-48-5	Andersson, Creighton, Andersson (gw)	Bergeron	0-3	4-4	24-30	10,500
76	3/27 vs. DET	L, 3-8	22-49-5	DiMaio (p), Bergland, Cole	Bergeron	1-2	0-2	34-41	10,425+
77	4/1 vs. VAN	L, 3-5	22-50-5	Tucker, Creighton (p), Creighton	Jablonski	1-6	5-5	35-43	10,425+
78	4/3 @ STL	L, 2-6	22-51-5	Beers (p), Andersson (p)	Jablonski (3-10), Bergeron (3-19)	2-7	1-5	34-29	17,308
79	4/6 vs. PIT	T, 2-2*	22-51-6	LaFreniere, Hamrik	Bergeron	0-3	2-2	42-32	10,425+
80	4/8 vs. DET	L, 1-9	22-52-6	Bradley	Bergeron	0-5	1-2	26-43	10,088
81	4/10 vs. CHI	L, 2-4	22-53-6	Bradley (p), Chambers (p)	Jablonski	2-9	5-7	29-35	10,425+
82	4/11 @ CHI	T, 3-3*	22-53-7	Cole, Cole, Bradley	Jablonski	0-2	3-5	27-36	17,401
83	4/13 @ WPG	W, 5-3	23-53-7	Andersson, Andersson, Creighton (p), Andersson (p-gw), Hamrik	Bergeron	3-5	3-4	31-33	11,878
84	4/15 @ STL	L, 5-6	23-54-7	Maltais, Bergland, Creighton, Chambers, Cole	Jablonski	0-4	3-3	31-26	17,816

\* Overtime  
 \*\* Shootout

+ Sellout  
 (p) Power Play Goal

(s) Shorthanded Goal  
 (w) Shootout Game-Winner

(y) Overtime Game-Winner  
 (EV-PS) Successful Penalty Shot



# ALL-TIME LIGHTNING

## ALL-TIME PRESEASON RESULTS

DATE	OPPONENT	RESULTS	SITE
<b>2013 (5-2-0)</b>			
September 18	St. Louis	W, 4-3 (SO)	Amway Center (Orlando, FL)
September 19	Nashville	W, 5-1	Tampa Bay Times Forum
September 20	St. Louis	W, 4-3	Scotttrade Center (St. Louis, Missouri)
September 21	Florida	W, 5-4 (SO)	Tampa Bay Times Forum
September 24	Nashville	L, 1-2	Bridgestone Arena (Nashville Tennessee)
September 26	Florida	W, 3-2 (OT)	Germain Arena (Estero, FL)
September 28	Florida	L, 3-5	BBGT Center (Sunrise, FL)

### 2012

No Games

### 2011 (3-3-0)

September 20	St. Louis	L, 1-3	Scotttrade Center
September 21	St. Louis	L, 3-4	Amway Center (Orlando, FL)
September 23	Florida	W, 5-2	St. Pete Times Forum
September 24	Florida	W, 5-3	BankAtlantic Center
September 29	Montreal	W, 4-0	Bell Centre
October 1	Montreal	L, 1-5	Colisee Pepsi (Quebec City, PQ)

### 2010 (4-1-1)

September 21	Dallas	W, 4-2	American Airlines Center
September 22	Chicago	W, 4-2	MTS Centre, Winnipeg, Manitoba
September 23	Edmonton	L, 2-5	Rexall Place
September 25	Calgary	L, 4-5 (SO)	Pengrowth Saddledome
October 1	Florida	W, 2-1 (OT)	BankAtlantic Center
October 2	Florida	W, 4-1	St. Pete Times Forum

### 2009 (4-1-2)

September 16	Dallas	L, 3-4 (SO)	American Airlines Center
September 18	Atlanta	W, 2-1 (OT)	St. Pete Times Forum
September 21	Ottawa	L, 1-3	Brandt Centre, Regina, Saskatchewan
September 22	Phoenix	W, 2-1	Everett Events Center, Everett, Washington
September 23	Phoenix	L, 3-4 (SO)	Budweiser Events Center, Loveland, Colorado
September 24	Edmonton	W, 4-3 (OT)	MTS Centre, Winnipeg, Manitoba
September 27	Atlanta	W, 5-1	Phillips Arena

### 2008 (5-1-0)

September 20	Pittsburgh	W, 5-4 (SO)	Mellon Arena
September 22	Pittsburgh	L, 2-3	St. Pete Times Forum
September 23	NY Rangers	W, 4-2	Madison Square Garden
September 25	NY Rangers	W, 4-2	Madison Square Garden
September 28	Eisbaren Berlin	W, 4-1	O2 World Arena, Berlin, Germany
September 30	HC Slovan	W, 3-2 (SO)	Samsung Arena, Bratislava, Slovakia

### 2007 (2-2-1)

September 19	Dallas	W, 4-3 (OT)	St. Pete Times Forum
September 22	Washington	L, 1-2	St. Pete Times Forum
September 24	Detroit	W, 4-3	St. Pete Times Forum
September 27	Detroit	L, 2-3 (SO)	Detroit, Michigan
September 29	Dallas	L, 1-5	Dallas, Texas

### 2006 (2-1-3)

September 20	Washington	W, 3-2 (OT)	Washington, D.C.
September 22	Detroit	L, 4-5 (OT)	Detroit, Michigan
September 24	Dallas	W, 5-4	St. Pete Times Forum
September 26	Montreal	L, 3-4 (OT)	Montreal, Quebec
September 28	Detroit	L, 1-4	St. Pete Times Forum
September 30	Dallas	L, 3-4 (OT)	Dallas, Texas

### 2005 (2-4-1)

September 19	Detroit	W, 5-3	Detroit, Michigan
September 20	Montreal	L, 1-6	Montreal, Quebec
September 22	Carolina	L, 2-5	Raleigh, North Carolina
September 24	Florida	W, 5-0	St. Pete Times Forum
September 25	Buffalo	L, 2-3 (SO)	St. Pete Times Forum
September 30	Carolina	L, 2-5	St. Pete Times Forum
October 2	Florida	L, 2-4	Sunrise, Florida

### 2004

Did Not Play

### 2003 (4-3-1)

September 18	Atlanta	L, 2-1	Atlanta, Georgia
September 19	St. Louis	W, 4-1	St. Pete Times Forum
September 21	Carolina	W, 3-0	St. Pete Times Forum
September 25	Carolina	W, 4-2	Raleigh, North Carolina
September 28	Florida	W, 3-2	St. Pete Times Forum
September 30	Buffalo	T, 2-2	Kitchener, Ontario
October 2	Ottawa	L, 4-3	Ottawa, Ontario
October 4	Florida	L, 3-2	Sunrise, Florida

### 2002 (5-3-1)

September 20	Atlanta	W, 8-1	Atlanta, Georgia
September 21	Columbus	L, 2-1	St. Pete Times Forum
September 24	Carolina	T, 3-3	Ft. Myers, Florida
September 25	Carolina	L, 3-0	St. Pete Times Forum
September 27	Florida	W, 5-2	Sunrise, Florida
September 28	Florida	W, 5-2	St. Pete Times Forum
October 1	Atlanta	W, 6-0	St. Pete Times Forum
October 4	Ottawa	L, 5-1	Ottawa, Ontario
October 5	Toronto	W, 3-2 (OT)	Toronto, Ontario

DATE	OPPONENT	RESULTS	SITE
<b>2001 (2-1-2)</b>			
September 18	Ottawa	T, 4-4	Halifax, Nova Scotia
September 19	Columbus	W, 2-0	Syracuse, New York
September 22	Washington	W, 4-3 (OT)	Houston, Texas
September 28	Florida	L, 2-3	St. Pete Times Forum
September 29	Florida	T, 3-3	Sunrise, Florida

### 2000 (1-3-1)

September 18	Carolina	L, 4-5	Fort Myers, Florida
September 17	Carolina	W, 2-1	St. Pete Times Forum
September 19	Washington	T, 4-4	St. Pete Times Forum
September 21	Florida	L, 1-2	St. Pete Times Forum
September 26	Florida	L, 2-3	Fort Myers, Florida

### 1999 (5-4-0)

September 11	Carolina	L, 3-1	Fort Myers, Florida
September 12	Carolina	W, 2-1	St. Pete Times Forum
September 14	NY Islanders	L, 2-6	St. Pete Times Forum
September 17	Chicago	L, 3-6	Chicago, Illinois
September 18	Buffalo	W, 5-2	Cleveland, Ohio
September 19	Florida	L, 1-3	Erie, Pennsylvania
September 21	Florida	W, 4-2	Sunrise, Florida
September 22	NY Islanders	W, 4-2	Uniondale, New York
September 24	FL, 3-2	St. Pete Times Forum	

### 1998 (5-3-0)

September 15	VEU Feldkirch	W, 4-1	Feldkirch, Austria
September 18	Buffalo	W, 3-1	Innsbruck, Austria
September 20	Dallas	L, 1-5	Lakeland, Florida
September 23	NY Islanders	W, 4-3	Fayetteville, North Carolina
September 29	Carolina	W, 5-3	St. Pete Times Forum
October 2	Florida	L, 2-3	Jacksonville, Florida
October 3	Florida	W, 5-4	St. Pete Times Forum
October 5	Dallas	L, 2-7	Dallas, Texas

### 1997 (2-4-1)

September 16	Dallas	T, 5-5	Lakeland, Florida
September 17	Washington	L, 1-2	Lakeland, Florida
September 20	Washington	L, 3-9	Washington, DC
September 23	Florida	L, 2-3	Miami, Florida
September 24	Dallas	L, 2-4	Dallas, Texas
September 25	Florida	W, 7-2	St. Pete Times Forum
September 28	Detroit	W, 3-1	Detroit, Michigan

### 1996 (2-1-2)

September 16	Hartford	T, 2-2	Hartford, Connecticut
September 19	Florida	W, 3-1	Orlando, Florida
September 20	Florida	L, 2-5	Lakeland, Florida
September 28	Ottawa	W, 2-1	Ottawa, Ontario
September 29	Detroit	T, 3-3	Detroit, Michigan

### 1995 (3-3-2)

September 15	Atlanta (IHL)	L, 3-7	Lakeland, Florida
September 16	Atlanta (IHL)	W, 8-1	Atlanta, Georgia
September 19	NY Islanders	T, 2-2	Windsor, Ontario
September 22	NY Islanders	L, 4-5	Uniondale, New York
September 23	NY Islanders	W, 5-3	Lakeland, Florida
September 26	Florida	W, 5-2	Jacksonville, Florida
September 30	Hartford	T, 4-4	ThunderDome
October 4	Florida	L, 2-3	ThunderDome

### 1994 (5-2-1)

September 13	St. Louis	L, 1-7	Lakeland, Florida
September 16	Atlanta (IHL)	W, 5-3	Lakeland, Florida
September 17	Atlanta (IHL)	W, 4-1	Atlanta, Georgia
September 19	Washington	L, 1-2 (OT)	Tallahassee, Florida
September 23	St. Louis	T, 4-4	Peoria, Illinois
September 24	Buffalo	W, 7-3	Charleston, South Carolina
September 27	Florida	W, 2-0	Miami, Florida
September 28	Florida	W, 3-1	ThunderDome

### 1993 (4-3-2)

September 16	Florida	W, 4-3	Lakeland, Florida
September 17	St. Louis	T, 2-2	Lakeland, Florida
September 18	Florida	L, 1-5	Jacksonville, Florida
September 19	Florida	W, 4-2	Miami, Florida
September 21	St. Louis	W, 5-3	Peoria, Illinois
September 25	Florida	W, 3-0	Orlando, Florida
September 29	Dallas	T, 5-5	Orlando, Florida
October 1	Boston	L, 2-4	ThunderDome
October 2	Boston	L, 2-3 (OT)	Atlanta, Georgia

### 1992 (5-2-2)

September 18	Minnesota	T, 4-4	Expo Hall
September 19	Minnesota	W, 5-2	Lakeland, Florida
September 22	St. Louis	W, 6-3	St. Louis, Missouri
September 23	St. Louis	L, 4-6	Expo Hall
September 25	Ottawa	T, 3-3	Lakeland, Florida
September 27	Ottawa	W, 4-3	Ottawa, Ontario
September 29	Philadelphia	W, 5-3	Orlando, Florida
October 2	Boston	L, 2-3	Expo Hall
October 3	Boston	W, 5-2	Atlanta, Georgia

## PERSONNEL HISTORY

### OWNERS

Jeff Vinik, Tampa Bay Sports and Entertainment	2010 - Present
OK Hockey	2008-09 - 2009-10
Palace Sports & Entertainment, Inc.	1999-00 - 2007-08
Art Williams	1998-99
Kokusai Green, Ltd.	1992-93 - 1997-98

### CHIEF EXECUTIVE OFFICER

Tod Leiweke	2010-11 - Present
Tom Wilson	1999-00 - 2007-08
Billy McGehee	1998-99
Steve Oto	1995-96 - 1997-98

### PRESIDENTS

Steve Griggs	2014 - Present
Len Barrie	2008-09 - 2009-10
Ron Campbell	1999-00 - 2007-08
Billy McGehee	1998-99
Chuck Hasegawa (interim)	1997-98
Steve Oto	1995-96 - 1997-98
Yoshio Nakamura	1992-93 - 1994-95

### GENERAL MANAGERS

Steve Yzerman	2010-11 - Present
Brian Lawton	2008-09 - 2009-10
Jay Feaster	2001-02 - 2007-08
Rick Dudley	1999-00 - 2001-02
Jacques Demers	1998-99
Phil Esposito	1992-93 - 1998-99

### HEAD COACHES

Jon Cooper	2012-13 - Present
Guy Boucher	2010-11 - 2012-13
Rick Tocchet	2009-10
Rick Tocchet (interim)	2008-09
Barry Melrose	2008-09 (16 games)
John Tortorella	2000-01 - 2007-08
Steve Ludzik	1999-00 - 2000-01
Jacques Demers	1997-98 - 1998-99
Rick Paterson (interim)	1997-98
Terry Crisp	1992-93 - 1997-98

### ASSISTANT COACHES

Rick Bonwess	2013-14 - Present
George Gwozdecky	2013-14 - Present
Steve Thomas	2012-13 - Present
Dan Lacroix	2010-11 - 2012-13
Martin Raymond	2010-11 - 2012-13
Wayne Flemming	2010-11 - 2011-12
Jim Johnson	2009-10 (17 games)
Rick Wilson	2009-10
Cap Raeder	2008-09 - 2009-10
Wes Walz	2008-09 - 2009-10
Mike Sullivan	2008-09
Rick Tocchet	2008-09
Mike Sullivan	2007-08
Jeff Reese	2000-01 - 2007-08
Craig Ramsay	2000-01 - 2006-07
John Tortorella	2000-01
John Tortorelli	1999-00 - 2000-01
Brad Shaw	1999-00
John Cullen	1998-99 - 1999-00
Paulin Boredeau	1998-99
Rick Paterson	1997-98 - 1998-99
Dave MacQueen	1996-97 - 1997-98
Chris Reichart	1995-96 - 1997-98
Danny Gare	1993-94
Wayne Cashman	1992-93 - 1995-96

### CAPTAINS

Steven Stamkos	2013-14 - Present
Martin St. Louis	2013-14
Vincent Lecavalier	2008-09 - 2012-13
Tim Taylor	2006-07 - 2007-08
Dave Andreychuk	2002-03 - 2005-06
Vincent Lecavalier	1999-00 - 2000-01
Chris Gratton	1999-00
Bill Houlder	1999-00
Rob Zamuner	1998-99
Mikael Renberg	1997-98
Paul Ysebaert	1995-96 - 1997-98
None	1992-93 - 1994-95

## AWARDS & HONORS

### HART TROPHY

Martin St. Louis	2003-04
------------------	---------

### ART ROSS TROPHY

Martin St. Louis	2003-04, 2012-13
------------------	------------------

### CONN SMYTHE TROPHY

Brad Richards	2003-04
---------------	---------

### LADY BYNG MEMORIAL TROPHY

Martin St. Louis	2009-10, 2010-11, 2012-13
Brad Richards	2003-04

### JACK ADAMS AWARD

John Tortorella	2003-04
-----------------	---------

### LESTER B. PEARSON

Martin St. Louis	2003-04
------------------	---------

### BUD-LIGHT PLUS-MINUS AWARD

Martin St. Louis	2003-04
------------------	---------

### BILL MASTERTON AWARD

John Cullen	1998-99
-------------	---------

### MAURICE 'ROCKET' RICHARD TROPHY

Steven Stamkos	2009-10 (co-winner), 2011-12
Vincent Lecavalier	2006-07

### NHL FOUNDATION PLAYER AWARD

Vincent Lecavalier	2007-08
--------------------	---------

### KING CLANCY MEMORIAL TROPHY

Vincent Lecavalier	2007-08
--------------------	---------

### ALL-STAR REPRESENTATIVES

Steven Stamkos	2011-12
Martin St. Louis	2010-11 (alternate captain)
Steven Stamkos	2010-11
Vincent Lecavalier	2008-09
Martin St. Louis	2008-09
Vincent Lecavalier	2007-08 (captain, starter)
Martin St. Louis	2007-08
Vincent Lecavalier	2006-07
Martin St. Louis	2006-07
Martin St. Louis	2003-04 (starter)
Pavel Kubina	2003-04
Martin St. Louis	2002-03
Vincent Lecavalier	2002-03
Nikolai Khabibulin	2002-03 (starter)
Nikolai Khabibulin	2001-02
Fredrik Modin	2000-01
Petr Svoboda	1999-00
Wendel Clark	1998-99
Dino Ciccarelli	1996-97 (starter)
Roman Hamrik	1995-96
Brian Bradley	1993-94
Brian Bradley	1992-93

### YOUNGSTARS GAME REPRESENTATIVES

Steven Stamkos	2008-09
Mike Lundin	2007-08
Paul Ranger	2006-07

### ALL-ROOKIE TEAM

Tyler Johnson	2013-14
Ondrej Palat	2013-14
Brad Richards	2000-01

### PLAYER/STARS OF THE MONTH

Steven Stamkos (1st Star*)	February 2013
Steven Stamkos (3rd Star)	February 2012
Steven Stamkos (2nd Star*)	December 2011
Steven Stamkos (1st Star*)	November 2010
Vincent Lecavalier (3rd Star*)	November 2007
Vincent Lecavalier (3rd Star*)	March 2007
Martin St. Louis	February, 2004
Martin St. Louis	January, 2004
Nikolai Khabibulin	October, 2003
Nikolai Khabibulin	March, 2003

### PLAYER/STARS OF THE WEEK

Anders Lindback (1st Star*)	April 14, 2014
Martin St. Louis (1st Star*)	January 20, 2014
Steven Stamkos (1st Star*)	October 28, 2013
Steven Stamkos (2nd Star*)	February 25, 2013
Martin St. Louis (3rd Star*)	January 28, 2013
Steven Stamkos (2nd Star*)	April 9, 2012
Teddy Purcell (2nd Star*)	February 27, 2012
Steven Stamkos (1st Star*)	January 2, 2012
Vincent Lecavalier (2nd Star*)	April 11, 2011
Steven Stamkos (2nd Star*)	Jan 24, 2011
Steven Stamkos (3rd Star*)	October 25, 2010
Steven Stamkos (2nd Star*)	March 8, 2010
Steven Stamkos (1st Star*)	February 15, 2010
Mike Smith (2nd Star*)	January 4, 2010
Johan Holmqvist (2nd Star*)	January 21, 2008
Vincent Lecavalier (1st Star*)	November 19, 2007
Vincent Lecavalier (1st Star*)	November 12, 2007
Brad Richards (3rd Star*)	February 26, 2007
Vincent Lecavalier (3rd Star*)	December 25, 2006
Vincent Lecavalier (2nd Star*)	December 11, 2006
Martin St. Louis (1st Star*)	November 26, 2006
Nikolai Khabibulin	March 1, 2004
Jassen Cullimore/Cory Sarich	November 17, 2003
Vincent Lecavalier	February 9, 2004
Vaclav Prospal	March 16, 2003
Nikolai Khabibulin	March 2, 2003
Nikolai Khabibulin	November 17, 2002
Nikolai Khabibulin	November 25, 2001
Daymond Langkow	February 24, 1997
Daren Puppa	April 15, 1996
Daren Puppa	March 11, 1996
Daren Puppa	November 27, 1995
Daren Puppa	January 10, 1994

### ROOKIE OF THE MONTH

Ondrej Palat	March, 2014
Ondrej Palat	January, 2014
Brad Richards	October, 2000
Vincent Lecavalier	February, 1999
Daymond Langkow	February, 1997

\*Three-Star system introduced for 2006-07 season

### NHL POSTSEASON ALL-STAR TEAM SELECTIONS

Martin St. Louis	2nd Team
2012-13	
Steven Stamkos	2nd Team
2011-12	
Steven Stamkos	2nd Team
2010-11	
Martin St. Louis	2nd Team
2010-11	
Martin St. Louis	2nd Team
2009-10	
Vincent Lecavalier	2nd Team
2006-07	
Martin St. Louis	2nd Team
2006-07	
Dan Boyle	2nd Team
2006-07	
Martin St. Louis	1st Team
2003-04	





\_\_\_\_\_





28	Marc Bureau Steven Finn Patrick Poulin Corey Spring Kjell Samuelsson Reid Simpson Nils Ekman Sheldon Keefe Zenon Konopka Mathieu Roy Cody Kunyk	1992-93 - 1994-95 1995-96 1995-96 - 1997-98 1997-98 1998-99 1999-00 1999-00 - 2000-01 2001-02 - 2002-03 2008-09 - 2009-10 2010-11, 2012-13 2013-14	36 Louie DeBrusk Alexander Kharitonov Matthew Barnaby Andre Roy Jussi Jokinen	1997-98 2000-01 2000-01 - 2001-02 2001-02 - 2003-04 2006-07 - 2007-08 2008-09	49 Brent Gretzky David Wilkie Kaspars Astashenko Blair Jones JT Brown	1993-94 - 1994-95 1998-99 1999-00 2006-07 - 2007-08, 2009-10 - 2011-12 2011-12	73 Matt Elich 74 Brantt Myhrres Nick Tarnasky Ondrej Palat	2000-01 1996-97 2005-06 - 2007-08 2012-13
29	Joe Reekie Alex Selivanov Viacheslav Butsayev Pavel Torgaev Dan Boyle Dmitry Afanasev Craig MacDonald Janne Niskala Brendan Mikkelsen	1992-93 - 1993-94 1994-95 - 1998-99 1999-00 1999-00 2001-02 2001-02 - 2006-07 2007-08 2008-09 2011-12 - 2012-13	37 Steve Maltais Dmitry Afanasev Brad Lukowich 2002-03 - 2003-04, 2007-08 Olaf Kolzig Mark Parrish Kristers Gudlevskis	1992-93 2000-01 2008-09 2008-09 2009-10 2013-14	50 Richard Petiot 51 Dale Rominski Kevin Quick Valtteri Filppula	2008-09 1999-00 2008-09 2013-14	75 Radko Gudas 76 Evgeny Artyukhin Pierre-Cedric Labie	2012-13 2005-06, 2008-09 2011-12 - 2013-14
30	J.C. Bergeron Mark Fitzpatrick Bill Ranford Andrei Zyuzin Kevin Hodson Marc Denis Mike McKenna Antero Niittymäki Dan Ellis Dwayne Roloson Cedrick Desjardins Ben Bishop	1992-93 - 1995-96 1997-98 1998-99 1999-00 - 2001-02 2002-03 2006-07 - 2007-08 2008-09 2009-10 2010-11 2011-12 2010-11, 2013-14 2012-13 - 2013-14	38 Darren Rumble Jay Leach Paul Szczecura 39 Enrico Ciccone	2002-03 - 2003-04 2007-08 2008-09 - 2009-10 1993-94 - 1995-96, 1997-98 - 1998-99 1999-00 - 2000-01 2005-06 2007-08 - 2010-11 2012-13 - 2013-14	52 Radek Smolenak 53 Brandon Segal 54 Gaetan Royer Paul Ranger Cedric Paquette	2008-09 2008-09 2001-02 2005-06 - 2009-10 2013-14	77 Chris Gratton Victor Hedman 79 Vladimir Vujtek	1993-94 - 1996-97, 1998-99 - 1999-00, 2007-08 - 2008-09 2009-10 - 2013-14 1997-98
31	David Littman Rick Tabaracci Kevin Hodson Rich Parent Wade Flaherty Dieter Kochan Karri Ramo Dwayne Roloson	1992-93 1996-97 1998-99 1999-00 2000-01 2001-02 2006-07 - 2008-09 2010-11	40 Shayne Stevenson Chris LiPuma Johan Holmqvist Dustin Tokarski 41 Maxim Galanov Jimmie Olvestad Mike Smith	1992-93 1992-93 2006-07 - 2007-08 2009-10 - 2011-12 2000-01 2001-02 2007-08 - 2010-11	55 Drew Bannister Josef Boumedienne Darryl Sydor Shane O'Brien Matt Lashoff Matt Taormina	1995-96 - 1996-97, 1998-99 2001-02 2003-04 2006-07 - 2008-09 2008-09 - 2009-10 2012-13	85 Petr Klima 86 Nikita Kucherov 89 Cory Conacher	1993-94 - 1995-96 2013-14 2012-13
32	Peter Taglianetti Corey Schwab Craig Millar Matt Smaby Mathieu Garon	1992-93 1996-97 - 1998-99 2000-01 2007-08 - 2010-11 2011-12 - 2012-13	42 Matt Elich Sheldon Keefe Junior Lessard Dana Tyrell 43 Xavier Delisle Kyle Freadrich Thomas Ziegler Mathieu Biron James Wright Evan Oberg	1999-00 2001-02 2007-08 2010-11 - 2012-13 1998-99 1999-00 2000-01 2001-02 2009-10 - 2010-11 2011-12	56 Ian Herbers Kyle Wanvig Vladimir Mihalik 57 Kristian Kudroc 58 Scott Jackson 59 Mike Angelidis	1999-00 2006-07 2008-09 - 2009-10 2000-01 2009-10 2011-12	91 Steven Stamkos 92 Aaron Gavey 93 Daren Puppia	2008-09 - 2013-14 1996-97 1993-94 - 1999-00
33	Brantt Myhrres Yves Racine Benoit Hogue Fredrik Modin David Koci	1994-95 1997-98 1998-99 1999-00 - 2005-06 2008-09	44 Roman Hamrlik Stephane J.J. Richer Craig Millar Nolan Pratt Steve Eminger Martins Karsums Nate Thompson	1992-93 - 1997-98 1997-98 - 1999-00 2000-01 2001-02 - 2006-07 2008-09 2008-09 2009-10 - 2013-14	60 Andrei Nazarov Kaspars Astashenko Andrei Sustr 63 Tyler Johnson 64 Jason Bonsignore	1997-98 - 1998-99 2000-01 2013-14 2012-13 1997-98 - 1998-99	95 Michel Petit 97 Matt Gilroy	1995-96 2011-12
34	Mikael Andersson Gordie Dwyer Ryan Craig Marc-Antoine Pouliot JT Wyman	1992-93 - 1998-99 1999-00 - 2001-02 2005-06 - 2009-10 2010-11 2011-12 - 2012-13	46 Andrei Skopintsev Sheldon Keefe Martin Cibak Darren Reid Kyle Wanvig	1998-99 - 1999-00 2000-01 2001-02 2005-06 2007-08	65 Vladislav Namestnikov 67 Benoit Pouliot	2013-14 2012-13		
35	Pat Jablonski Derek Wilkinson Kevin Hodson Dieter Kochan Nikolai Khabibulin Riku Helenius Dwayne Roloson Sebastien Caron	1992-93 - 1993-94 1995-96 - 1998-99 1999-00 1999-00 - 2000-01 2000-01 - 2003-04 2008-09 - 2009-10 2010-11 2011-12	47 Brent Peterson John Grahame Marc-Andre Bergeron 48 Michael Vernace	1998-99 2002-03 - 2005-06 2010-11 - 2012-13 2010-11	71 Mario Larocque Filip Kubla Geoff Kinrade Richard Panik	1998-99 2006-07 - 2007-08 2008-09 2012-13 - 2013-14		



## ALL-TIME DRAFT SELECTIONS

RD/NO.	PLAYER	POS	CLUB
<b>2014</b>			
1/19	Anthony Deangelo	D	Sarnia (OHL)
2/35	Dominik Mason	D	Slavia Jr. (CZRep-Jr.)
2/57	Johnathan MacLeod	D	USA U-18 (USHL)
3/79	Brayden Point	C	Moose Jaw (WHL)
4/119	Ben Thomas	D	Calgary (OHL)
6/170	Cristiano DiGiacinto	LW	Windsor (OHL)
7/185	Cameron Darcy	C	Cape Breton (QMJHL)

<b>2013</b>			
1/3	Jonathan Drouin	LW	Halifax (QMJHL)
2/33	Adam Erne	LW	Quebec (QMJHL)
5/124	Kristers Gudlevskis	G	Riga Jr. (MHL)
6/154	Henri Ikonen	LW	Kingston (OHL)
7/184	Saku Salminen	C	Jokerit Jr. (Finland)
7/186	Joel Vermin	RW	Bern (Swiss-A)

<b>2012</b>			
1/10	Slater Koekoek	D	Peterborough (OHL)
1/19	Andrey Vasilevskiy	G	Ufa Jr. (MHL)
2/40	Dylan Blujus	D	Brampton (OHL)
2/53	Brian Hart	LW	Exeter High School (N.H.)
3/71	Tanner Richard	C	Guelph (OHL)
4/101	Cedric Paquette	C	Blainville (QMJHL)
6/161	Jake Dotchin	D	Owen Sound (OHL)
7/202	Nikita Gusev	F	CSKA Jr. (MHL)

<b>2011</b>			
1/27	Vladislav Namestnikov	C	London (OHL)
2/58	Nikita Kucherov	LW	CSKA 2 (Russia Jr.)
5/148	Kristers Nestorov	D	Chelyabinsk 2 (Russia Jr.)
6/178	Adam Wilcox	G	Green Bay (USHL)
7/201	Matthew Peca	C	Pembroke (CJHL)
7/208	Ondrej Palat	LW	Drummondville (QMJHL)

<b>2010</b>			
1/6	Brett Connolly	RW	Prince George (WHL)
3/63	Brock Beukeboom	D	Sault Ste. Marie (OHL)
3/66	Radko Gudas	D	Everett (WHL)
3/72	Adam Janosik	D	Gatineau (QMJHL)
4/96	Geoffrey Schemitsch	D	Owen Sound (AHL)
4/118	James Mullin	C/RW	Shat. St. Mary's (USHS)
6/156	Brendan O'Donnell	C	Winnipeg South (MJHL)
7/186	Teigan Zahn	D	Saskatoon (WHL)

<b>2009</b>			
1/2	Victor Hedman	D	Modo (Sweden)
1/29	Carter Ashton	RW	Lethbridge (WHL)
2/52	Richard Panik	RW	Trinec (Czech)
4/93	Alex Hutchings	LW	Barrie (OHL)
5/148	Michael Zador	G	Oshawa (OHL)
6/162	Jaroslav Janus	G	Erie (OHL)
7/183	Kirill Gotovets	D	Shattuck St. Mary's (USHS)

<b>2008</b>			
1/1	Steven Stamkos	C	Sarnia (OHL)
4/117	James Wright	C	Vancouver (WHL)
5/122	Dustin Tokarski	G	Spokane (WHL)
5/147	Kyle DeCoste	RW	Brampton (OHL)
6/152	Mark Barberio	D	Moncton (QMJHL)
6/160	Luke Witkowski	D	Ohio (USHL)
7/182	Matias Sointu	RW	Ives Jr. (Finland)
7/203	David Carle	D	Shattuck-St. Mary's (USHS)

<b>2007</b>			
2/47	Dana Tyrell	C/RW	Prince George (WHL)
3/75	Luca Cunti	C	Dubendorf (Swiss-3)
3/77	Alexander Killorn	C	Deerfield (High-MA)
4/107	Mitch Fadden	C	Lethbridge (WHL)
5/150	Marl Marshall	C/RW	Nobles (High-MA)
6/167	Johan Harju	LW	Lulea (Sweden)
6/183	Torrie Jung	G	Kelowna (WHL)
7/197	Michael Ward	D	Lewiston (QMJHL)
7/210	Justin Courttnall	LW	Burnaby (BCHL)

RD/NO.	PLAYER	POS	CLUB
<b>2006</b>			
1/15	Riku Helenius	G	Lives (Finland)
3/78	Kevin Quick	D	Salisbury H.S. (Conn.)
6/168	Dane Crowley	D	Swift Current (WHL)
7/198	Denis Kazionov	LW	Tver (Russia)

<b>2005</b>			
1/30	Vladimir Mihalik	D	Presov (Slovakia)
3/73	Radek Smolenak	LW	Kingston (OHL)
3/89	Chris Lawrence	C	Sault Ste. Marie (OHL)
4/92	Marek Bartanus	RW	Kosice (Slovakia Jr.)
4/102	Blair Jones	C	Moose Jaw (WHL)
5/133	Stanislav Lasek	RW	Chicoutimi (QMJHL)
6/163	Marek Kvapil	RW	Saginaw (OHL)
6/165	Kevin Beech	G	Sudbury (OHL)
7/225	John Wessbecker	D	Blake H.S. (Minn.)

<b>2004</b>			
1/30	Andy Rogers	D	Calgary (WHL)
2/65	Mark Tobin	LW	Rimouski (QMJHL)
4/102	Mike Lundin	D	U. of Maine (HE)
5/158	Brandon Elliott	D	Mississauga (OHL)
5/163	Dustin Collins	C/LW	Northern Michigan (CCHA)
6/188	Jan Zapletal	D	Vsetin (Czech Jr.)
6/191	Karri Ramo	G	Pelicans (Finnish Jr.)
8/245	Justin Keller	LW	Kelowna (WHL)

<b>2003</b>			
2/34	Mike Egner	D	Calgary (WHL)
2/41	Matt Smaby	D	Shattuck-St. Mary's (USHS)
3/96	Jonathan Boutin	G	Halifax (QMJHL)
6/192	Doug O'Brien	D	Hull (QMJHL)
7/224	Gerald Coleman	G	London (OHL)
7/227	Jay Rosehill	D	Olds (AJHL)
8/255	Raimonds Danilics	F	Stalkers (Latvia Jr.)
8/256	Brady Greco	D	Chicago (USHL)
9/273	Albert Vishnyakov	RW	Kazan (Russia)
9/286	Zbynek Hrdel	RW	Rimouski (QMJHL)
9/287	Nick Tarnasky	C	Lethbridge (WHL)

<b>2002</b>			
2/60	Adam Henrich	LW	Brampton (OHL)
4/100	Dmitri Kazionov	C	Lada Togliatti (Russia)
5/135	Joseph Pearce	G	New Hampshire (EJHL)
5/162	Gerard Dicalre	D	Kootenay (WHL)
6/170	P.J. Atherton	D	Cedar Rapids (USHL)
6/174	Karri Akkanen	D	Ives Tampere (Finland Jr)
6/183	Paul Ranger	F	Oshawa (OHL)
7/213	Fredrik Norrena	G	TPS (Finland)
8/233	Vasily Koshechkin	C	Lada Togliatti (Russia-1)
8/255	Ryan Craig	C	Brampton (WHL)
8/256	Darren Reid	RW	Medicine Hat (WHL)
9/286	Alexei Glukhov	F	Khimik Voskresensk (Russia-2)
9/287	John Toffey	C	Ohio State (CCHA)

<b>2001</b>			
1/3	Alexander Svitov	C	Omsk (Russia)
2/47	Alexander Polushin	RW	Tver (Russia)
2/61	Andreas Holmqvist	D	Hammarby (Sweden)
3/94	Evgeny Artyukhin	RW	Podolsk (Russia-2)
4/123	Aaron Lobb	RW	London (OHL)
5/138	Paul Lynch	D	Valley Jr. (EJHL)
6/188	Arthur Femenella	D	Sioux City (USHL)
7/219	Dennis Packard	LW	Harvard (ECAC)
7/222	Jeremy Van Hoof	D	Ottawa (OHL)
8/252	J.F. Soucy	C	Montreal (QMJHL)
8/259	Dimitri Bezrukov	LW	Neftekhimik (Russia)
9/261	Vitali Smolianinov	C	Neftekhimik (Russia)
9/281	Ilya Solarev	LW	Molot Perm (Russia)
9/289	Henrik Bergfors	D	Sodertalje (Sweden Jr.)

RD/NO.	PLAYER	POS	CLUB
<b>2000</b>			
1/8	Nikita Alexeev	RW	Erie (OHL)
2/34	Ruslan Zainullin	RW	Ak Bars Kazan (Russia)
3/81	Alexander Kharitonov	RW	Dynamo Moscow (Russia)
4/126	Johan Haggglund	C	Modo Jr. (Sweden Jr.)
5/161	Pavel Sedov (Russia-2)	RW	Khimik Voskresensk
6/191	Aaron Gionet	D	Kamloops (WHL)
7/222	Marek Priechodsky	D	Bratislava (Slovakia)
7/226	Brian Eklund	G	Brown University (ECAC)
8/233	Alexander Polukayev	G	SKA St. Petersburg (Russia-2)
9/263	Thomas Ziegler	C	HC Ambri-Piotta (Swiss)

<b>1999</b>			
2/47	Sheldon Keefe	RW	Barrie (OHL)
3/67	Evgeny Konstantinov	G	Ak Bars Kazan (Russia-2)
3/75	Brett Scheffelder	D	Medicine Hat (WHL)
3/88	Jimmie Olvestad	LW	Djurgardens IF Stockholm (Sweden)
5/127	Kaspars Astashenko	D	Cincinnati (IHL)
5/148	Michal Lanicek	G	Slavia Praha Jr. (Czech Jr.)
6/182	Fedor Fedorov	C	Port Huron (OHL)
7/187	Ivan Rachunek	LW	ZPS Zlin Jr. (Czech Jr.)
8/216	Erkki Rajamaki	F	Grand Rapids (IHL)
9/244	Mikko Kuparinen	D	HIFK Helsinki (Finland)

<b>1998</b>			
1/1	Vincent Lecavalier	C	Rimouski (QMJHL)
3/64	Brad Richards	LW	Rimouski (QMJHL)
3/72	Dmitry Afanasev	LW	Torpedo Yaroslavl (Russia-2)
4/92	Eric Beaudoin	LW	Guelph (OHL)
5/121	Curtis Rich	D	Calgary (WHL)
6/146	Sergei Kuznetsov	C	Torpedo Yaroslavl (Russia-2)
7/174	Brett Allan	C	Swift Current (WHL)
7/194	Oak Hewer	C	Sault Ste. Marie (OHL)
8/221	Daniel Hulak	D	Swift Current (WHL)
9/229	Chris Lyness	D	Rouyn-Noranda (QMJHL)
9/252	Martin Cibak	C	HK 32 Liptovsky Mikulas (Slovakia)

<b>1997</b>			
1/7	Paul Mara	D	Sudbury (OHL)
2/33	Kyle Kos	D	Red Deer (WHL)
3/61	Matt Elich	RW	Windsor (OHL)
5/108	Mark Thompson	D	Regina (WHL)
5/109	Jan Sulc	C	HC Chemopetrol Litvinov Jr. (Czech Jr.)
5/112	Karel Betik	D	Kelowna (WHL)
6/153	Andrei Skopintsev	D	TPS Turku (Finland)
7/169	Justin Jack	RW	Kelowna (WHL)
7/170	Eero Somervuori	RW	Jokerit Helsinki (Finland)
7/185	Samuel St. Pierre	RW	Victoriaville (QMJHL)
8/198	Shawn Skolney	D	Seattle (WHL)
9/224	Paul Comrie	C	University of Denver (WCHA)

<b>1996</b>			
1/16	Mario Larocque	D	Hull (QMJHL)
3/69	Curtis Tipler	RW	Regina (WHL)
5/125	Jason Robinson	D	Niagara Falls (OHL)
6/152	Nikolai Ignatov	D	CSKA Moscow (CIS-2)
6/157	Xavier Delisle	C	Granby (QMJHL)
7/179	Pavel Kubina	D	HC Vitkovice (Czech)

<b>1995</b>			
1/5	Daymond Langkow	C	Tri-City (WHL)
2/30	Mike McBain	D	Red Deer (WHL)
3/56	Shane Willis	RW	Prince Albert (WHL)
5/108	Konsta Golokhvastov	LW	Dynamo Moscow (CIS)
6/134	Eduard Pershin	C	Dynamo Moscow (CIS)
7/160	Cory Murphy	D	Sault Ste. Marie (OHL)
8/186	Joe Cardarelli	LW	Spokane (WHL)
9/212	Zac Bierk	G	Peterborough (OHL)

RD/NO.	PLAYER	POS	CLUB
<b>1994</b>			
Rd/No.	Player	Pos	Club
1/8	Jason Wiemer	LW	Portland (WHL)
2/34	Colin Cloutier	C	Brandon (WHL)
3/55	Vadim Epanchintsev	C	Spartak Moscow (CIS)
4/86	Dmitri Kleyakin	LW	Spartak Moscow (CIS)
6/137	Daniel Juden	RW	Governor Dummer (USHS)
6/138	Bryce Salvador	D	Lethbridge (WHL)
7/164	Chris Maillet	D	Red Deer (WHL)
8/190	Alexei Baranov	C	Dynamo Moscow (CIS-2)
9/216	Yuri Smirnov	LW	Spartak Moscow (CIS)
10/242	Shawn Gervais	C	Seattle (WHL)
11/268	Brian White	D	Arlington Catholic (USHS)

<b>1993</b>			
1/3	Chris Gratton	C	Kingston (OHL)
2/29	Tyler Moss	G	Kingston (OHL)
3/55	Allan Egeland	C	Tacoma (WHL)
4/81	Marian Kacir	RW	Owen Sound (OHL)
5/107	Ryan Brown	D	Swift Current (WHL)
6/133	Kiley Hill	LW	Sault Ste. Marie (OHL)
7/159	Mathieu Raby	D	Victoriaville (QMJHL)
8/185	Ryan Nauss	LW	Peterborough (OHL)
9/211	Alexandre Laporte	D	Victoriaville (QMJHL)
10/237	Brett Duncan	D	Seattle (WHL)
11/263	Mark Szoke	LW	Lethbridge (WHL)

<b>1992</b>			
1/1	Roman Hamrlik	D	AC ZPS Zlin (Czech)
2/26	Drew Bannister	D	Sault Ste. Marie (OHL)
3/49	Brent Gretzky	C	Belleville (OHL)
4/74	Aaron Gavey	C	Sault Ste. Marie (OHL)
5/97	Brantt Myhrnes	LW	Lethbridge (WHL)
6/122	Martin Tanguay	C	Verdun (QMJHL)
7/145	Derek Wilkinson	G	Detroit (OHL)
8/170	Dennis Maxwell	LW	Niagara Falls (OHL)
9/193	Andrew Kemper	D	Seattle (WHL)
10/218	Marc Tardif	LW	Shawinigan (QMJHL)
11/241	Tom MacDonald	C	Sault Ste. Marie (OHL)

## SUPPLEMENTAL DRAFT SELECTIONS

YEAR	NO.	PLAYER	POS	AMATEUR CLUB
1994	8	Francois Bouchard	D	Northeastern University (HE)
1993	3	Brent Peterson	LW	Michigan Tech (WCHA)
1992	1	Cory Cross	D	University of Alberta (CIAU)

## WAIVER DRAFT HISTORY

YEAR	PLAYER	POS	CLAIMED FROM
2001	Glen Metropolit	C	Washington
2000	Jason Podollan	RW	Los Angeles
1999	Viacheslav Butsayev	C	Ottawa
1998	Brent Gilchrist	LW	Detroit
1997	Mick Vukota	RW	NY Islanders
1992	Adam Creighton	C	NY Islanders





## ALL-TIME PLAYER ACQUISITIONS & TRADES

JUN. 18, 1992	Acquired the following players in the 1992 NHL Expansion Draft: RW Tim Bergland from Washington D Jeff Blomberg from NY Rangers C Brian Bradley from Toronto G Frederic Chabot from Montreal D Shawn Chambers from Washington D Doug Crossman from Quebec RW Rob DiMaio from NY Islanders LW Mike Hartman from Winnipeg RW Tim Hunter from Calgary LW Steve Maltais from Quebec D Bob McGill from Detroit LW Basil McRae from Minnesota C Michel Mongeau from St. Louis RW Keith Osborne from Toronto D Rob Ramage from Minnesota D Joe Reekie from NY Islanders C Anatoli Semenov from Edmonton LW Shayne Stevenson from Boston D Peter Taglianetti from Pittsburgh LW Dan Vinnette from Chicago G Wendell Young from Pittsburgh.	AUG. 13, 1993 SEPT. 27, 1993 OCT. 5, 1993 OCT. 22, 1993 NOV. 11, 1993 FEB. 21, 1994 MAR. 18, 1994	Signed free agent C Bill McDougall. Signed free agent D Normand Rochefort. Traded D Peter Ahola to Calgary for future considerations. Acquired RW Pat Elynuik from Washington for future considerations. Acquired D Chris Joseph from Edmonton for D Bob Beers. Traded G Pat Jablonski to Toronto for future considerations. Acquired RW Jim Cummins and Philadelphia's 1995 fourth-round draft choice from Philadelphia for RW Rob DiMaio. Acquired Los Angeles' 1994 sixth-round draft choice from Los Angeles for D Donald Dufresne. RW Tim Bergland claimed off waivers by Washington.
	Acquired G J.C. Bergeron from Montreal for G Frederic Chabot. Acquired RW Danton Cole from Winnipeg for future considerations. Acquired G Pat Jablonski, RW Darin Kimble, D Rob Robinson and RW Steve Tuttle from St. Louis for future considerations.	MAR. 21, 1994	Acquired D Enrico Ciccone, Washington's 1994 third-round draft choice and considerations acquired from a previous trade for Pat Elynuik from Washington for D Joe Reekie.
	Traded RW Tim Hunter to Quebec for future considerations. Signed free agent D Shawn Rivers. Signed free agent D Scott Boston. Signed free agent D Chris LiPuma.	MAY 31, 1994	Acquired LW Jeff Toms from New Jersey for Vancouver's 1994 fourth-round draft choice.
JUN. 19, 1992		JUN. 29, 1994	Acquired Anaheim's 1994 third-round draft choice from Anaheim for Washington's 1994 third-round choice and Tampa Bay's 1995 fourth-round draft choice.
JUN. 19, 1992		SEPT. 6, 1994	Acquired RW Alex Selivanov from Philadelphia for Philadelphia's 1995 fourth-round draft choice.
JUN. 19, 1992		OCT. 6, 1994	Acquired D Tom Tilley from St. Louis for C Adam Creighton.
JULY 9, 1992	Signed free agent D Marc Bergevin.	JAN. 18, 1995	D Chris Joseph claimed by Pittsburgh in NHL Waiver Draft.
JULY 10, 1992	Signed free agent LW Christian Campeau. Signed free agent LW Jean Blouin.	FEB. 10, 1995	Acquired D Bob Halkidis off waivers from Detroit.
JULY 13, 1992	Signed free agent LW Rob Zamuner. Signed free agent D Jeff Buchanan.	FEB. 16, 1995	Traded G Wendell Young to Pittsburgh for future considerations.
JULY 21, 1992	Signed free agent LW Chris Kontos.	FEB. 22, 1995	Acquired RW Paul Ysebaert and RW Rich Sutter from Chicago for RW Jim Cummins, D Jeff Buchanan and D Tom Tilley.
JULY 29, 1992	Signed free agent C Jack Callander. Signed free agent C Jason Lafreniere. Signed free agent G Mike Greenlay. Signed free agent D Stephane J.G. Richer.	MAR. 13, 1995	Traded RW Rich Sutter to Toronto for future considerations.
	Signed free agent RW John Tucker.	MAR. 14, 1995	Acquired C Alexander Semak and RW Ben Hankinson from New Jersey for D Shawn Chambers and RW Danton Cole.
AUG. 5, 1992	Signed free agent C Mark Green.	MAR. 23, 1995	Acquired D Adrien Plavsic from Vancouver for Tampa Bay's 1997 fifth-round draft choice.
AUG. 18, 1992	Signed free agent D Jim Benning.	APR. 6, 1995	Acquired Chicago's 1996 sixth-round draft choice from Chicago for C Denis Savard.
AUG. 21, 1992	Signed free agent G David Littman.	JUN. 30, 1995	Acquired LW Brian Bellows from Montreal for C Marc Bureau.
AUG. 27, 1992	Signed free agent RW Stan Drulia. Signed free agent D Rick Lanz.	JULY 10, 1995	Signed free agent RW Corey Spring.
SEPT. 1, 1992	Acquired C Ken Hodge and D Matt Hervey from Boston for RW Darin Kimble and future considerations.	JULY 26, 1995	Signed free agent D Bill Houlder.
SEPT. 4, 1992	Acquired RW Martin Simard from Quebec to complete Jun. 19, 1992 trade which sent RW Tim Hunter to Quebec for future considerations.	AUG. 17, 1995	Acquired LW Shawn Burr and Detroit's 1996 third-round draft choice from Detroit for D Marc Bergevin and RW Ben Hankinson. Acquired D David Shaw from Boston for Detroit's 1996 third-round draft choice.
SEPT. 14, 1992	Traded D Jeff Blomberg to Edmonton for future considerations.	SEPT. 11, 1995	Signed free agent C John Cullen.
SEPT. 25, 1992	Acquired C Adam Creighton from the NY Islanders in the NHL Waiver Draft.	SEPT. 14, 1995	Acquired the NY Islanders' 1997 fifth round draft choice from the NY Islanders for C Alexander Semak.
OCT. 4, 1992	Acquired C Marc Bureau off waivers from Minnesota.	OCT. 5, 1995	Acquired D Steven Finn from Colorado for Colorado's 1997 fourth-round draft choice.
OCT. 28, 1992	Acquired D Bob Beers from Boston for D Stephane J.G. Richer.	NOV. 13, 1995	Acquired D Michel Petit from Los Angeles for D Steven Finn.
NOV. 3, 1992	Acquired C Dave Capuano and Vancouver's 1994 fourth-round draft choice from Vancouver for C Anatoli Semenov.	NOV. 16, 1995	Traded D Eric Charron to Washington for future considerations.
DEC. 8, 1992	Acquired C Steve Kasper from Philadelphia for LW Dan Vinnette.	DEC. 1, 1995	Acquired G Jeff Reese from Hartford for Hartford's 1996 ninth-round draft choice.
JAN. 28, 1993	Acquired LW Jason Ruff and future considerations from St. Louis for LW Basil McRae, D Doug Crossman and Tampa Bay's 1996 fourth round draft choice.	MAR. 20, 1996	Acquired LW Patrick Poulin, D Igor Ulanov and Chicago's 1996 second-round draft choice from Chicago for D Enrico Ciccone and Tampa Bay's 1996 second-round draft choice.
FEB. 12, 1993	Acquired RW Herb Raglan from Quebec for C Michel Mongeau, RW Martin Simard and RW Steve Tuttle.	MAY 1, 1996	Signed free agent LW David Matsos.
MAR. 20, 1993	Acquired D Eric Charron, D Alain Cote and future considerations from Montreal for D Rob Ramage.	JUN. 22, 1996	Acquired G Corey Schwab from New Jersey for G Jeff Reese, Chicago's 1999 second round draft choice and Tampa Bay's 1996 eighth-round draft choice.
MAR. 22, 1993	Acquired C Randy Gilhen from the NY Rangers for LW Mike Hartman.	JULY 29, 1996	Acquired D Craig Wolanin from Colorado for Tampa Bay's 1998 second-round choice.
	Acquired Pittsburgh's 1993 third-round draft choice from Pittsburgh for D Peter Taglianetti.	AUG. 3, 1996	Signed free agent D Jay Wells.
JUN. 2, 1993	Signed free agent D Eric Dubois.	AUG. 22, 1996	Acquired Los Angeles' 1997 third-round draft choice from Los Angeles for RW Petr Klima.
JUN. 8, 1993	Acquired D Dennis Vial from Detroit for LW Steve Maltais.	AUG. 27, 1996	Acquired RW Dino Ciccarelli from Detroit for Tampa Bay's 1998 fourth-round draft choice.
JUN. 16, 1993	Acquired RW Petr Klima from Edmonton for Tampa Bay's 1994 third-round draft choice.	SEPT. 10, 1996	Signed free agent RW Paul Brousseau.
JUN. 19, 1993	Acquired D Peter Ahola from San Jose for C Dave Capuano.	NOV. 18, 1996	Acquired Anaheim's 1997 sixth-round draft choice from Anaheim for LW Brian Bellows.
JUN. 20, 1993	Acquired D Donald Dufresne from Montreal to complete Mar. 20, 1993 trade that sent D Rob Ramage to Montreal.	NOV. 19, 1996	Acquired G Rick Tabaracci from Calgary for C Aaron Gavey.
JUN. 25, 1993	D Dennis Vial claimed by Anaheim and C Randy Gilhen claimed by Florida in 1993 NHL Expansion Draft. Selected G Glenn Healy from Anaheim and G Daren Poppa from Florida in Phase II of the 1993 NHL Expansion Draft. Acquired Tampa Bay's 1993 third-round draft choice from the NY Rangers (previously acquired by the NY Rangers as compensation for Rob Zamuner signing) in exchange for G Glenn Healy.	JAN. 31, 1997	Acquired Toronto's 1998 third-round draft choice from Toronto for D Craig Wolanin.
	Signed free agent LW Gerald Gallant.	MAR. 18, 1997	Acquired D Jeff Norton from Edmonton for D Drew Bannister and Tampa Bay's 1997 sixth-round draft choice. Acquired D Jamie Huscroft from Calgary for G Tyler Moss.
JULY 21, 1993	Signed free agent C Denis Savard.	JUN. 21, 1997	Acquired San Jose's 1997 fifth-round draft choice from San Jose for LW Shawn Burr. Acquired Calgary's 1998 fourth-round draft choice from Calgary for G Rick Tabaracci.
JULY 29, 1993	Signed free agent RW/D Rudy Poeschek.	JULY 16, 1997	Acquired C Vladimir Vujtek from Edmonton for RW Brantt Myhrnes.
AUG. 10, 1993		AUG. 20, 1997	Signed free agent D Yves Racine.
			Acquired Philadelphia's 1998, 1999, 2000 and 2001 first-round draft choices as compensation for Philadelphia's signing of Group II free agent C Chris Gratton. Acquired RW Mikael Renberg and D Karl Dykhuis from Philadelphia for Philadelphia's 1998, 1999, 2000 and 2001 first-round draft choices (previously acquired by the NY Rangers as compensation for Rob Zamuner signing) in exchange for G Glenn Healy.





<b>AUG. 26, 1997</b> <b>SEPT. 23, 1997</b> <b>SEPT. 28, 1997</b>	Signed free agent D Victor Ignatjev. Signed free agent LW Louie DeBrusk. Acquired RW Mick Vukota from the NY Islanders in the NHL Waiver Draft.	<b>OCT. 7, 1999</b>	Acquired New Jersey's 2000 seventh-round draft choice from New Jersey for C Steve Kelly.
<b>OCT. 2, 1997</b> <b>NOV. 19, 1997</b> <b>DEC. 30, 1997</b>	Signed free agent LW Troy Mallette. LW Jeff Toms claimed off waivers by Washington. Acquired D Bryan Marment, C Steve Kelly and C Jason Bonsignore from Edmonton for D Roman Hamrik and the rights to C Paul Comrie.	<b>OCT. 28, 1999</b> <b>OCT. 29, 1999</b>	C Viacheslav Butsayev claimed off waivers by Ottawa. Claimed C Steve Martins off waivers from Ottawa. Traded D Mikko Kuparinen to Atlanta for future considerations.
<b>JAN. 15, 1998</b>	Acquired RW Stephane Richer, C Darcy Tucker and D David Wilkie from Montreal for LW Patrick Poulin, D Igor Iliannov and LW Mick Vukota. Acquired RW Jody Hull and G Mark Fitzpatrick from Florida for RW Dino Ciccarelli and D Jeff Norton.	<b>NOV. 10, 1999</b> <b>NOV. 11, 1999</b> <b>NOV. 12, 1999</b>	D Bill Houlder claimed off waivers by Nashville. Acquired C Bruce Gardiner from Ottawa for LW Colin Forbes. Acquired D Bryan Muir and LW Reid Simpson from Chicago for C Michael Nylander.
<b>JAN. 22, 1998</b> <b>MAR. 14, 1998</b> <b>MAR. 24, 1998</b>	Acquired D Jassen Cullimore off waivers from Montreal. Acquired D Enrico Ciccone from Vancouver for D Jamie Huscroft. Signed RW Sandy McCarthy and Calgary's 1998 third- and fifth-round draft choices from Calgary for LW Jason Wiemer. Acquired RW Andrei Nazarov, future considerations and a conditional exchange of 1998 first-round draft choices from San Jose for Ds Bryan Marment and David Shaw.	<b>NOV. 20, 1999</b> <b>NOV. 26, 1999</b> <b>NOV. 29, 1999</b>	Acquired the rights to LW Niklas Elmen and Calgary's 2000 fourth-round draft choice from Calgary for LW Andreas Johansson. Acquired LW Gordie Dwyer from Montreal for D Mike McEhin. Claimed LW Pavel Torogov off waivers from Calgary. Acquired LW Todd Warriner from Toronto for Tampa Bay's 2000 third-round draft choice.
<b>JUN. 11, 1998</b>	Acquired C Craig Janney from Phoenix for LW Louie DeBrusk and Tampa Bay's 1998 fifth-round draft choice.	<b>JAN. 13, 2000</b> <b>JAN. 17, 2000</b>	Acquired D Chris McAlpine and G Rich Parent from St. Louis for RW Stephane Richer. Acquired RW Jaroslav Svejkovsky from Washington for Tampa Bay's 2001 third-round draft choice and 2000 seventh-round draft choice.
<b>JUN. 18, 1998</b>	Acquired G Bill Ranford from Washington for Tampa Bay's 1998 third-round draft choice and Tampa Bay's 1999 second-round draft choice.	<b>FEB. 9, 2000</b>	Traded RW Mike Johnson and D Marek Posmyk and Toronto's 2000 fifth- and sixth-round draft choices for C Darcy Tucker and Tampa Bay's 2000 fourth-round draft choice.
<b>JUN. 26, 1998</b> <b>JUN. 27, 1998</b>	RW Paul Brousseau claimed by Nashville in 1998 NHL Expansion Draft. Acquired Colorado's 1998 seventh-, eighth-, and ninth-round draft choices for Tampa Bay's 1999 sixth-round choice.	<b>MAR. 1, 2000</b> <b>MAR. 8, 2000</b> <b>MAR. 9, 2000</b>	LW Steve Guolla claimed off waivers by Atlanta. Traded LW Jeff Sheavler to Ottawa for future considerations. Traded D Ian Herbers to the NY Islanders for the NY Islanders' 2000 seventh-round draft choice.
<b>JULY 16, 1998</b> <b>JULY 17, 1998</b>	Signed free agent LW Wendell Clark. Acquired D Michal Sykora from Chicago for G Mark Fitzpatrick and Tampa Bay's 1999 fourth-round draft choice.	<b>MAR. 10, 2000</b> <b>MAR. 14, 2000</b>	Acquired C Wayne Primeau, C Brian Holzinger, D Cory Sarich and Buffalo's 2000 third-round draft choice from Buffalo for C Chris Gratton and Tampa Bay's 2001 second-round draft choice.
<b>JULY 29, 1998</b> <b>JULY 30, 1998</b> <b>OCT. 5, 1998</b>	Signed free agent C Benoit Hogue. Signed free agent C Jesse Belanger. Acquired LW Brent Gilchrist from Detroit in 1998 NHL Waiver Draft. Acquired Detroit's 1999 sixth-round draft choice for LW Brent Gilchrist.	<b>MAR. 27, 2000</b> <b>MAR. 30, 2000</b> <b>APR. 13, 2000</b> <b>JUN. 1, 2000</b>	Signed free agent G Dieter Kochan. Signed free agent D Kenton Smith. Signed free agent D Mike Jones. Traded the rights to LW Eric Beaudoin to Florida for Florida's seventh-round draft choice in 2000.
<b>OCT. 13, 1998</b> <b>DEC. 10, 1998</b>	Signed free agent D Kjell Samuelsson. Acquired D Drew Bannister from Anaheim for Tampa Bay's 2000 fifth-round draft choice.	<b>JUN. 2, 2000</b> <b>JUN. 4, 2000</b>	Traded G Kevin Hodson to Montreal for Montreal's 2000 seventh-round draft choice. Traded G Rich Parent to Ottawa for Ottawa's seventh-round draft choice in the 2000 entry draft.
<b>DEC. 12, 1998</b>	Acquired C Chris Gratton and RW Mike Sillinger from Philadelphia for RW Mikael Renberg and C Daymond Langkow.	<b>JUN. 24, 2000</b>	Acquired G Kevin Weekes, D Kristian Kudroc and the NY Islanders' 2001 second-round draft choice from the NY Islanders for Tampa Bay's first-, Calgary's fourth- (previously acquired) and NY Islanders seventh-round (previously acquired) draft choices in 2000.
<b>DEC. 28, 1998</b> <b>DEC. 28, 1998</b> <b>JAN. 18, 1999</b>	Traded D Enrico Ciccone to Washington for future considerations. Acquired D Petr Svoboda from Philadelphia for D Karl Dykhuus. Acquired the NY Islanders' 1999 sixth-round draft choice for C Craig Janney.	<b>JUN. 25, 2000</b>	Acquired Philadelphia's fourth-round draft choice in 2000 for Tampa Bay's sixth- and ninth-round draft choice in 2000 and Montreal's seventh-round draft choices in 2000 (previously acquired). Acquired Buffalo's seventh- and ninth-round draft choices in 2001 for Ottawa's seventh-round draft choice in 2000 (previously acquired). Acquired New Jersey's ninth-round draft choice in 2000 for Tampa Bay's eighth-round draft choice in 2001.
<b>JAN. 19, 1999</b> <b>JAN. 29, 1999</b>	Acquired C Michael Nylander from Calgary for RW Andrei Nazarov. Acquired C Alexandre Daigle from Edmonton for RW Alex Selivanov. Acquired D Sami Helenius from Calgary for future considerations.	<b>JULY 31, 2000</b> <b>SEPT. 29, 2000</b>	Signed free agent RW Martin St. Louis. Acquired RW Jason Podolansky from Los Angeles in the 2000 NHL Waiver Draft. Acquired LW Dwayne Hay claimed by Calgary in the 2000 NHL Waiver Draft.
<b>FEB. 14, 1999</b> <b>MAR. 18, 1999</b> <b>MAR. 20, 1999</b>	Signed free agent C Robert Petrovicky. Traded LW Brent Peterson to Pittsburgh for future considerations. Acquired RW Colin Forbes and a conditional draft choice from Philadelphia in 1999 or 2000 for RW Sandy McCarthy and LW Mikael Andersson.	<b>OCT. 25, 2000</b> <b>NOV. 3, 2000</b> <b>JAN. 4, 2001</b>	Claimed D Craig Miller off waivers from Nashville. Claimed D Maxim Galanov off waivers from Florida. Traded C Steve Martins to the NY Islanders for a 2001 conditional draft choice.
<b>MAR. 21, 1999</b>	Acquired D Sergey Gusev from Dallas for C Benoit Hogue and a conditional draft choice in 2001.	<b>JAN. 21, 2001</b>	Traded D Bryan Muir to Colorado for Colorado's 2001 eighth-round draft choice.
<b>MAR. 23, 1999</b>	Acquired G Kevin Hodson and Detroit's 1999 second-round draft choice from Detroit for LW Wendell Clark and Detroit's 1999 sixth-round draft choice. Acquired a conditional draft choice from Detroit for G Bill Ranford. Acquired a conditional draft choice from Colorado for D Sami Helenius.	<b>FEB. 1, 2001</b> <b>FEB. 7, 2001</b>	Acquired RW Matthew Barnaby from Pittsburgh for C Wayne Primeau. Signed free agent D Grant Ledyard.
<b>JUN. 26, 1999</b>	Acquired Chicago's 1999 first-round draft choice, Vancouver's 1999 third-round draft choice and Buffalo's 1999 third-round draft choice from Vancouver for Tampa Bay's 1999 first-round draft choice.	<b>FEB. 16, 2001</b> <b>FEB. 20, 2001</b> <b>MAR. 5, 2001</b>	Acquired D Adrian Aucoin and Vancouver's 2001 second-round draft choice from Vancouver for G Dan Cloutier. Acquired G Wade Flaherty from the NY Islanders for a 2001 conditional draft choice. Acquired LW Konstantin Kalmikov from Toronto for D Maxim Galanov. Acquired G Nikolai Khabibulin and D Stan Neckar from Phoenix for RW Mike Johnson, D Paul Mara, RW Ruslan Zaitulin and the NY Islanders' second-round choice in 2001 (previously acquired).
<b>JUN. 30, 1999</b>	Acquired G Dan Cloutier, LW Niklas Sundstrom and the NY Rangers' 2000 first- and third-round draft choices from the NY Rangers for Chicago's 1999 first-round draft choice (previously acquired). Traded LW Rob Zamuner and Tampa Bay's second-round draft pick in 2002 for LW Andreas Johansson as compensation for Tampa Bay's signing of Ottawa general manager Rick Dudley.	<b>MAR. 13, 2001</b> <b>JUN. 18, 2001</b> <b>JUN. 22, 2001</b>	Acquired C John Emmons from Ottawa for D Craig Miller. Traded D Grant Ledyard to Dallas for Dallas' 2001 seventh-round draft choice. Acquired RW Juha Ylonen from Phoenix for LW Todd Warriner. Acquired D Mathieu Biron and the NY Islanders' 2002 second-round draft choice from the NY Islanders for D Adrian Aucoin and RW Alexander Kharitonov.
<b>JULY 5, 1999</b> <b>JULY 16, 1999</b>	Signed free agent LW Jeff Sheavler. Signed free agent LW Kyle Fredrick. Signed free agent LW Dale Rominski.	<b>JUN. 23, 2001</b>	Acquired New Jersey's second-round draft choice in 2001 from Washington for NY Islanders' second-round draft choice in 2002 (previously acquired). Acquired New Jersey's third-round draft choice in 2001 from Ottawa for Tampa Bay's fourth-round and Buffalo's seventh-round draft choice in 2001 (previously acquired).
<b>JULY 22, 1999</b> <b>AUG. 4, 1999</b>	Signed free agent D Phil von Stefenelli. Acquired D Andrei Zyuzin, D Bill Houlder, LW Shawn Burr and LW Steve Guolla from San Jose for LW Niklas Sundstrom and the NY Rangers' 2000 third-round draft choice.		
<b>AUG. 5, 1999</b>	Acquired G Jeff Reese and Toronto's 2000 ninth-round draft choice for Tampa Bay's 2000 ninth-round draft choice.		
<b>SEPT. 6, 1999</b> <b>SEPT. 27, 1999</b> <b>SEPT. 29, 1999</b> <b>OCT. 1, 1999</b>	Signed free agent RW Dan Kesa. Acquired C Viacheslav Butsayev from Ottawa in the 1999 Waiver Draft. Signed free agent RW Stan Drulia. Signed free agent D Ian Herbers.		
<b>OCT. 2, 1999</b> <b>OCT. 3, 1999</b>	Acquired LW Fredrik Modin from Toronto for D Cory Cross and a seventh-round choice in the 2001 Entry Draft. Signed free agent D Ben Clymer. Traded RW Alexandre Daigle to the NY Rangers for future considerations.		



**JUN. 24, 2001** Acquired D Nolan Pratt from Colorado for Los Angeles' sixth-round draft choice in 2001 (previously acquired). Acquired Philadelphia's fourth, fifth and sixth-round draft choices in 2001 for Tampa Bay's third-round draft choice in 2002. Acquired Los Angeles' sixth-round draft choice and Buffalo's sixth-round draft choice in 2001 for Toronto's fifth-round draft choice in 2001 (previously acquired). Acquired Philadelphia's eighth-round draft choice in 2001 and ninth-round draft choice in 2002 for Tampa Bay's seventh-round draft choice in 2002. Acquired Colorado's ninth-round draft choice in 2001 for Tampa Bay's ninth-round draft choice in 2002.

**JUN. 30, 2001** Acquired C Tim Taylor from the NY Rangers for LW Nils Ekman and LW Kyle Freadrich.

**JULY 10, 2001** Acquired C Vaclav Prospal from Florida for C Ryan Johnson and a 2003 sixth-round draft choice

**JULY 13, 2001** Signed free agent LW Dave Andreychuk and free agent D Grant Ledyard.

**AUG. 21, 2001** Signed free agent LW Ryan Tobler.

**SEPT. 28, 2001** Claimed C Glen Metropolit from Washington in the 2001 Waiver Draft.

**OCT. 19, 2001** Signed free agent RW Gaetan Royer.

**NOV. 9, 2001** Acquired D Josef Boumedienne, D Sascha Goc and RW Anton But from New Jersey for D Andrei Zyuzin.

**DEC. 12, 2001** Acquired LW Zdeno Ciger from the NY Rangers for RW Matthew Barnaby.

**DEC. 28, 2001** Acquired D Harlan Pratt from Carolina for D Kaspars Astashenko.

**JAN. 7, 2002** Acquired D Dan Boyle from Florida for a 2003 fifth-round draft choice.

**MAR. 5, 2002** Acquired LW Chris Otingman and RW Shane Willis from Carolina for G Kevin Weekes.

**MAR. 15, 2002** Acquired RW Andre Roy and a 2002 sixth-round draft choice from Ottawa for RW Jaha Ylonen.

**MAY 29, 2002** Signed free agent G Kevin Hodson.

**JUN. 21, 2002** Acquired RW Ruslan Fedotenko, Tampa Bay's and Phoenix's second-round choices (both previously acquired) in the 2002 NHL Entry Draft from Philadelphia for Tampa Bay's first-round choice in the 2002 NHL Entry Draft.

**JUN. 22, 2002** Acquired D Brad Lukowich and Dallas's seventh-round choice in the 2003 NHL Entry Draft from Dallas for Tampa Bay's second-round choice in the 2002 NHL Entry Draft. Acquired the San Jose's second and fifth-round choices in the 2002 NHL Entry Draft from San Jose for Phoenix's second-round choice (previously acquired) in the 2002 NHL Entry Draft.

**JUN. 23, 2002** Acquired Carolina's sixth-, eighth- and ninth-round choices and Philadelphia's eighth-round choice (previously acquired) in the 2002 NHL Entry Draft from Carolina for Tampa Bay's fourth-round choice in the 2003 NHL Entry Draft. Acquired Ottawa's seventh-round choice in the 2002 NHL Entry Draft from Ottawa for D Josef Boumedienne.

**SEPT. 11, 2002** Signed Free agent D Darren Rumble.

**OCT. 4, 2002** D Mathieu Biron claimed by Columbus in NHL Waiver Draft.

**OCT. 10, 2002** Acquired LW Boyd Kane from the NY Rangers in exchange for RW Gordie Dwyer.

**JAN. 13, 2003** Acquired G John Grahame from Boston in exchange for Tampa Bay's fourth-round choice in the 2004 NHL Entry Draft.

**JAN. 16, 2003** G Kevin Hodson retired and was assigned a coaching/scouting position within the organization.

**JAN. 23, 2003** Signed D Corey Foster.

**MAR. 11, 2003** Claimed D Janne Laukkanen off waivers from the NY Rangers. Acquired D Marc Bergevin from Pittsburgh for C Brian Holzinger.

**MAY 12, 2003** Acquired Pittsburgh's ninth-round selection in the 2003 NHL Entry Draft from Pittsburgh in exchange for D Marc Bergevin.

**JUN. 19, 2003** Signed free agent C Eric Perrin.

**JUN. 21, 2003** Acquired LW Cory Stillman from St. Louis in exchange for Tampa Bay's second round choice (David Backes) in the 2003 NHL Entry Draft on Jun. 21, 2003.

**JUN. 22, 2003** Sent a seventh-round choice in the 2004 NHL Entry Draft to Philadelphia in exchange for pick #255 in the eighth round, and sent their ninth-round choice in 2004 to Philadelphia for pick #286.

**JULY 23, 2003** Signed free agent D Pascal Trepanian.

**OCT. 24, 2003** Claimed RW Sheldon Keefe off waivers from the New York Rangers.

**OCT. 27, 2003** Acquired an eighth-round pick at the 2004 NHL Entry Draft (Justin Keller) from St. Louis in exchange for LW Erkki Rajamaki.

**JAN. 27, 2004** Acquired D Darryl Sydor and a fourth-round pick in the 2004 NHL Entry Draft in exchange for C Alexander Svitov and a third-round pick in 2004.

**FEB. 25, 2004** Acquired D Timo Helbling from Nashville for an eighth round selection in 2004.

**MAR. 9, 2004** Acquired D Stan Neckar from Nashville in exchange for a sixth round choice in the 2004 NHL Entry Draft.

**JUN. 27, 2004** D Acquired the 158th, 188th, and 191st picks in the 2004 NHL Entry Draft from Philadelphia in exchange for Tampa Bay's third round selection in 2005.

**JULY 19, 2004** Signed unrestricted free agent C Craig Darby.

**JULY 28, 2004** Signed unrestricted free agent C Jarrod Skalde and LW Steve McLaren.

**AUG. 30, 2004** Signed unrestricted free agent D Terry Virtue.

**AUG. 16, 2004** Acquired C Vaclav Prospal from Anaheim in exchange for a second-round pick in 2005.

**SEP. 15, 2004** Signed unrestricted free agent Andre Deveaux.

**AUG. 5, 2005** Signed free agent LW Mitch Fritz.

**AUG. 9, 2005** Signed unrestricted free agents G Sean Burke and RW Rob DiMaio.

**AUG. 18, 2005** Signed free agent RW Jim Campbell, RW Norm Milley and C Jason Jaspers.

**AUG. 26, 2005** Signed G Morgan Cey.

**SEP. 7, 2005** Signed free agent D Todd Rohloff.

**JAN. 10, 2006** Placed LW Dave Andreychuk on waivers, did not require him to report.

**FEB. 8, 2006** Acquired LW Zdenek Blatny from Boston in exchange for G Brian Eklund.

**JUN. 1, 2006** Signed unrestricted free agent G Johan Holmqvist.

**JULY 1, 2006** Signed unrestricted free agent C Andreas Karlsson.

**JULY 1, 2006** Signed unrestricted free agent D Andy Delmore.

**JULY 1, 2006** Acquired G Marc Denis from Columbus in exchange for LW Fredrik Modin and G Fredrik Norrena.

**JULY 2, 2006** Acquired Dallas' fourth round pick in the 2008 NHL Entry Draft in exchange for D Darryl Sydor.

**JULY 2, 2006** Signed unrestricted free agent D Filip Kuba.

**JULY 4, 2006** Signed G Marc Denis.

**JULY 6, 2006** Signed unrestricted free agent D Doug Janik.

**JULY 11, 2006** Signed unrestricted free agent D Luck Richardson.

**JULY 15, 2006** Signed unrestricted free agent C Eric Healey.

**NOV. 9, 2006** Acquired C Daniel Corso from Philadelphia in exchange for RW Darren Reid.

**DEC. 2, 2006** Claimed LW Andre Roy off re-entry waivers from Pittsburgh.

**JAN. 20, 2007** Acquired G Ryan Munce from Los Angeles in exchange for a fourth-round draft pick in 2008.

**JAN. 31, 2007** Acquired RW Kyle Wanvig and RW Stephen Baby from Atlanta in exchange for D Andy Delmore and RW Andre Deveaux.

**FEB. 24, 2007** Acquired D Shane O'Brien and a third-round pick in 2007 from Anaheim in exchange for G Gerald Coleman and Tampa Bay's first-round pick in 2007.

**FEB. 27, 2007** Acquired D Joe Rullier from Anaheim in exchange for D Doug O'Brien.

**FEB. 27, 2007** Acquired RW Jason Ward from Los Angeles in exchange for a fifth-round pick in 2007. Acquired RW Karl Stewart and a sixth-round draft pick in 2008 from Chicago in exchange for Nikita Alexeev.

**APR. 6, 2007** Signed D Vladimir Mihalik.

**MAY 31, 2007** Signed G Riku Helenius and C Chris Lawrence.

**JUN. 13, 2007** Acquired C Chris Gratton from Los Angeles in exchange for a second round pick in 2007 or 2008 (Florida's option).

**JUN. 14, 2007** Signed LW Jan Hlavac.

**JUN. 23, 2007** Acquired the 150th (Matt Marshall), 183rd (Torrie Jung) and 210th (Justin Courtall) overall picks in the 2007 NHL Entry Draft from Ottawa in exchange for Dallas' fourth-round pick in 2008 (previously acquired).

**JULY 1, 2007** Signed RW Michel Ouellet.

**JULY 2, 2007** Signed LW Craig MacDonald and LW Mathieu Darche.

**JULY 3, 2007** Signed D Brad Lukowich, D Jay Leach and D David Schneider.

**JULY 4, 2007** Acquired D Bryce Lampman from the NY Rangers in exchange for LW Mitch Fritz.

**JULY 6, 2007** Signed D Dan Jancevski.

**JULY 12, 2007** Signed D Mike Lundin.

**NOV. 19, 2007** Acquired D Mario Scalzo from Dallas in exchange for D Bryce Lampman.

**JAN. 15, 2008** Acquired RW Junior Lessard from Dallas in exchange for D Dan Jancevski.

**FEB. 25, 2008** Acquired D Alexandre Picard and a conditional draft pick from Philadelphia in exchange for Vaclav Prospal.

**FEB. 26, 2008** Acquired G Mike Smith, C Jeff Halpern, LW Jussi Jokinen and a fourth-round pick in 2009 from Dallas in exchange for C Brad Richards and G Johan Holmqvist. Acquired RW Brandon Segal and a seventh-round pick in 2008 from Anaheim in exchange for D Jay Leach. Acquired a seventh-round pick in 2008 from Nashville in exchange for LW Jan Hlavac.

**APR. 24, 2008** Signed F Paul Szczecura.

**JUN. 2, 2008** Signed D Kevin Quick.

**JUN. 18, 2008** Acquired the rights to C/LW Vaclav Prospal from Philadelphia in exchange for Nashville's seventh-round pick (previously acquired), 198th overall, in the 2008 NHL Entry Draft.

**JUN. 21, 2008** Acquired a fourth-round pick, 117th overall, (James Wright) and a fifth-round pick, 147th overall, (Kyle DeCoste) at the 2008 NHL Entry Draft along with a third-round pick in 2009 from San Jose in exchange for Tampa Bay's third-round pick, 82nd overall, in 2008.

**JUN. 28, 2008** Acquired the rights to LWs Ryan Malone and Gary Roberts from Pittsburgh in exchange for a conditional draft pick in 2009. (Both signed Jun. 30, 2008)

**JUN. 29, 2008** Acquired the rights to RW Brian Rolston from Minnesota in exchange for a conditional 2009 or 2010 draft choice.

**JUN. 30, 2008** Acquired D Janne Niskala from Philadelphia in exchange for a sixth-round pick in the 2009 NHL Entry Draft.

**JULY 1, 2008** Signed unrestricted free agents G Olaf Kolzig, RW Adam Hall and RW Radim Vrbata.

JUL. 3, 2008	Signed unrestricted free agents LW David Koci, C Wyatt Smith and D Scott Jackson.	FEB. 2, 2011	Placed G Mike Smith on waivers
JUL. 4, 2008	Acquired D Matt Carle, D Ty Wishart, a first-round selection in 2009 and a fourth-round pick in 2010 from San Jose in exchange for D Dan Boyle and D Brad Lukowich.	FEB. 8, 2011	Placed C Mattias Ritola on waivers
JUL. 8, 2008	Signed unrestricted free agents RW Mark Recchi and RW Brandon Bochenski.	FEB. 18, 2011	Acquired D Eric Brewer from St. Louis in exchange for D Brock Boesboom and a third-round pick at the 2011 NHL Entry Draft
JUL. 9, 2008	Signed unrestricted free agent D Andrew Hutchinson.	FEB. 24, 2011	Acquired G Curtis McElhinney from Anaheim in exchange for G Dan Ellis
JUL. 10, 2008	Signed unrestricted free agent Zenon Konopka.	MAR. 27, 2011	Placed G Curtis McElhinney on waivers
AUG., 29, 2008	Acquired D Andrej Meszaros from Ottawa in exchange for D Filip Kuba, D Alexandre Picard and San Jose's first-round pick in 2009 (previously acquired).	MAR. 22, 2011	Signed C Tyler Johnson to a three-year entry-level contract
SEPT. 29, 2008	Acquired a conditional draft pick in the 2009 NHL Entry Draft from Nashville in exchange for Nick Tarnasky.	MAY 12, 2011	Signed G Pat Nagle
OCT. 6, 2008	Acquired D Lukas Krajicek and LW Juraj Simek from Vancouver in exchange for Shane O'Brien and Michel Ducllet.	JUL. 1, 2011	Signed RW Richard Panik
OCT. 21, 2008	Claimed LW Matt Pettinger off re-entry waivers from Vancouver.	JUL. 2, 2011	Signed RW Brett Connolly to a three-year entry-level contract; Signed RW Michel Ouellet to a one-year, two-way contract; Signed G Mathie Garon to a two-year contract; Signed RW JT Wyman to a one-year, two-way contract.
OCT. 23, 2008	Signed D Marek Malik.	JUL. 5, 2011	Signed D Matt Gilroy to a one-year contract; Signed D Richard Petiot to a one-year, two-way contract
NOV. 7, 2008	Acquired D Steve Eminger, RW Steve Downie and a fourth-round pick in 2009 from Philadelphia in exchange for D Matt Carle and San Jose's third-round pick (previously acquired) in the 2009 NHL Entry Draft.	JUL. 6, 2011	Signed C Trevor Smith to a one-year, two-way contract
NOV. 20, 2008	Claimed LW David Koci off waivers from St. Louis.	JUL. 7, 2011	Signed C Tom Pyatt to a one-year, two-way contract
NOV. 30, 2008	Acquired RW Lauri Tukonen from Dallas in exchange for D Andrew Hutchinson.	SEPT. 23, 2011	Signed LW Alexandre Picard to a one-year, two-way contract; Signed RW Ryan Shannon to a one-year contract
JAN. 19, 2009	Claimed D Cory Murphy from Florida on re-entry waivers.	SEPT. 23, 2011	Signed C Steven Stamkos to a five-year contract
FEB. 3, 2009	Signed G Mike McKenna	OCT. 10, 2011	Signed D Daniel Milan to a three-year, two-way contract
FEB. 7, 2009	Acquired LW Wade Brookbank, D Josef Melichar and a fourth-round pick in 2009 from Carolina in exchange for Jussi Jokinen	DEC. 2, 2011	Signed LW Ondrej Palat to a three-year, entry-level contract
MAR. 4, 2009	Acquired D Matt Lashoff and RW Martinus Karsums from Boston in exchange for RW Mark Recchi and a second-round choice in 2010; Acquired D Richard Petiot from Toronto in exchange for G Olaf Kolzig, D Jamie Heward, D Andy Rogers and a fourth-round pick in 2009; Acquired D Noah Welch and a third-round draft choice in 2009 from Florida in exchange for D Steve Eminger	DEC. 12, 2011	Acquired D Evan Oberg and D Mike Kostka from the Florida Panthers in exchange for F James Wright and D Mike Vernace
MAR. 4, 2009	Acquired defenseman Richard Petiot from the Toronto Maple Leafs in exchange for Olaf Kolzig, Jamie Heward, Andy Rogers and a fourth-round pick in 2009 (previously acquired).	JAN. 6, 2012	Signed F Antti Miettinen to a two-year, one-way contract
MAR. 4, 2009	Acquired D Noah Welch and a third-round draft pick in 2009 from Florida in exchange for D Steve Eminger	FEB. 16, 2012	Acquired D Brendan Mikkelson from the Calgary Flames in exchange for F Blair Jones
JUN. 26, 2009	Acquired the 29th overall pick (Carter Ashton) in the 2009 NHL Entry Draft from Detroit in exchange for the 32nd overall pick in the second round and the 75th overall pick in the third round in 2009.	FEB. 18, 2012	Acquired Florida's 2012 second-round pick, a fourth-round pick in the 2013 Draft, and LW Jon Kalinski from the Philadelphia Flyers in exchange for D Pavel Kubina
JUN. 27, 2009	Acquired the 148th overall pick in the fifth round in the 2009 NHL Entry Draft from Nashville in exchange for a fifth-round pick in 2010	FEB. 21, 2012	Acquired a first-round pick in the 2012 NHL Entry Draft as well as defenseman Sebastian Piche in a three-team trade. Traded forward Steve Downie to the Colorado Avalanche in exchange for defenseman Kyle Quincey, and sent Quincey to the Detroit Red Wings in exchange for their first-round pick and Piche
JUL. 1, 2009	Signed free agent D Mattias Ohlund and D Matt Walker	FEB. 21, 2012	Acquired F Brandon Segal from Chicago in exchange for F Matt Fornataro
JUL. 7, 2009	Signed free agent LW Stephane Veilleux	FEB. 23, 2012	Claimed F Tim Wallace off waivers
JUL. 8, 2009	Signed free agent G Kurtis Foster	FEB. 27, 2012	Acquired D Mike Comondore from Detroit in exchange for a conditional seventh-round pick in the 2013 NHL Draft
JUL. 10, 2009	Signed free agent G Antero Niittymaki	FEB. 27, 2012	Acquired D Keith Aulie from Toronto in exchange for F Carter Ashton
JUL. 21, 2009	Acquired LW Todd Fedoruk and D David Hale from Phoenix in exchange for RW Radim Vrbata	MAR. 1, 2012	Acquired D Brian Lee from Ottawa in exchange for D Matt Gilroy
AUG. 13, 2009	Acquired LW Drew Miller and a fourth-round pick in 2010 from Anaheim in exchange for RW Evgeny Artyukhin	MAR. 3, 2012	Signed F Cory Conacher to a two-year, two-way contract
SEPT. 1, 2009	Signed free agent LW Alex Tanguay	MAR. 3, 2012	Signed F Danick Gauthier to a three-year contract
SEPT. 30, 2009	Signed free agent LW Mitch Fritz to a one-year contract	MAR. 13, 2012	Signed F Vladimir Namestnikov to a three-year, entry-level contract
OCT. 9, 2009	Claimed RW Radek Smolensk off waivers from Chicago	MAR. 19, 2012	Signed F Sebastian Caron to a two-year, one-way contract
JAN. 21, 2010	Claimed C Nate Thompson off waivers from the New York Islanders.	MAR. 19, 2012	Signed F Alex Killorn to a one-year, two-way contract
FEB. 9, 2010	Signed free agent RW Mark Parrish	MAR. 28, 2012	Signed F J.T. Brown to a two-year contract
MAR. 3, 2010	Acquired RW Teddy Purcell from Los Angeles along with a third-round draft pick in 2010 in exchange for C Jeff Halpern	JUN. 14, 2012	Signed G Riku Helenius to a two-year contract
JUL. 1, 2010	Signed free agent G Dan Ellis; Acquired a second-round pick in 2012 from Philadelphia in exchange for D Andrej Meszaros	JUN. 15, 2012	Acquired G Anders Lindback, F Kyle Wilson, and a seventh-round pick in the 2012 NHL Draft from the Nashville Predators in exchange for G Sebastian Caron, Minnesota's second-round and Philadelphia's second-round selections in the 2012 NHL Draft, and a third-round pick in the 2013 NHL Draft
JUL. 2, 2010	Signed free agent F Niklas Persson; Signed free agent D Pavel Kubina	JUN. 23, 2012	Acquired F Benoit Pouliot from Boston in exchange for F Michel Ouellet and a fifth-round pick in the 2012 NHL Draft
JUL. 5, 2010	Signed free agent D Brett Clark	JUL. 1, 2012	Signed F Benoit Pouliot to a one-year, one-way contract
JUL. 19, 2010	Acquired LW Simon Gagne from Philadelphia in exchange for D Matt Walker and a fourth-round pick in 2011	JUL. 1, 2012	Signed D Artem Sergeev to a three-year entry-level contract
JUL. 25, 2010	Signed free agent LW Chris Durno	JUL. 1, 2012	Signed D Sami Salo to a two-year contract
JUL. 29, 2010	Signed free agent D Mathieu Roy and D Mike Vernace	JUL. 2, 2012	Signed D Matt Carle to a six-year contract
JUL. 30, 2010	Signed free agent C Dominic Moore	JUL. 6, 2012	Signed D Matt Taormina to a one-year, two-way contract
AUG. 3, 2010	Signed free agent C Mike Angelidis	JUL. 6, 2012	Signed G Anders Lindback to a two-year contract
AUG. 9, 2010	Signed D Radko Gudas	JUL. 10, 2012	Signed RW Teddy Purcell to a three-year contract extension
AUG. 11, 2010	Signed LW Juraj Simek	JUL. 10, 2012	Acquired F B.J. Crombeen and a fifth-round pick in the 2014 NHL Draft from St. Louis in exchange for both their 2013 and 2014 fourth-round picks
AUG. 16, 2010	Acquired G Cedrick Desjardins from Montreal in exchange for G Karri Ramo	AUG. 2, 2012	Signed D Dmitry Korobov to a two-year, two-way contract
AUG. 17, 2010	Signed LW Sean Bergenheim	JAN. 21, 2013	Acquired J.F. Jacques from the Florida Panthers in exchange for future considerations
AUG. 25, 2010	Re-signed RW Steve Downie; Signed D Randy Jones	FEB. 14, 2013	Acquired Cedrick Desjardins from the Montreal Canadiens in exchange for Dustin Tokarski
AUG. 27, 2010	Acquired RW Alex Berry and F Stefano Giliatti from Toronto in exchange for D Matt Lashoff	MAR. 11, 2013	Acquired Dan Sexton from Anaheim in exchange for Kyle Wilson
SEPT. 10, 2010	Signed LW Alex Hutchings	MAR. 21, 2013	Agreed to terms with free agent defenseman Andrej Sustr
SEPT. 15, 2010	Signed D Charles Landry	APR. 2, 2013	Acquired Adam Hall, along with a seventh-round selection in the 2013 from the Carolina Hurricanes for Marc-Andre Bergeron
OCT. 5, 2010	Claimed C Mattias Ritola off waivers	APR. 2, 2013	Acquired Philippe Paradis from the Chicago Blackhawks in exchange for Kirill Gotovets
DEC. 9, 2010	Acquired C Levi Nelson from Boston in exchange for LW Juraj Simek	APR. 3, 2013	Acquired Ben Bishop from the Ottawa Senators in exchange for Cory Conacher and a fourth-round selection in the 2013 NHL Entry Draft
JAN. 1, 2011	Acquired G Dwayne Roloson from the New York Islanders in exchange for D Ty Wishart	APR. 23, 2013	Signed free agent defenseman Mathieu Roy to a one-year contract
JAN. 4, 2011	Signed D Marc-Andre Bergeron	JUL. 2, 2013	Acquired D Drew Olson from Columbus in exchange for future considerations.
JAN. 31, 2011	Signed C Nate Thompson to a two-year contract extension		





**JUL. 5, 2013**

July 15, 2013

July 16, 2013

August 2, 2013

September 17, 2013

December 18, 2013

February 24, 2014

March 5, 2014

March 9, 2014

March 20, 2014

April 1, 2014

April 6, 2014

April 7, 2014

April 19, 2014

May 6, 2014

May 21, 2014

May 23, 2014

June 9, 2014

Signed free agent C Valtteri Filppula, forward Geoff Walker.

Re-signed F J.T. Brown to a one-year, two-way contract

Re-signed D Mark Barberio to a one-year, two-way contract

Signed G Krister Gudle to a three-year contract

Signed F Joel Vermin to a three-year, entry-level contract

Signed D Jean-Philippe Cote to a two-year contract

Claimed D Mike Kostka off waivers from Chicago

Traded RW Martin St. Louis to the N.Y. Rangers for RW Ryan Callahan, a conditional 2014 second-round draft pick and a 2015 first-round draft pick

Agreed to terms with F Yann Gourde

Signed F Cody Kunkin to a one-year contract

Signed F Adam Erne to an entry-level contract and assigned him to Syracuse (AHL)

Signed F Henri Ikonen to an amateur tryout contract and assigned him to Syracuse (AHL)

Promoted chief operating officer Steve Griggs to president and signed vice president and general manager Steve Yzerman to a four-year contract extension

Signed D Jake Dotchin to an entry-level contract

Signed G Andrei Vasilevskii to a three-year, entry-level contract

Signed D Dylan Blujus to a three-year entry-level contract

Signed C Tyler Johnson to a three-year contract

Re-signed F Ondrej Palat to a three-year contract

June 25, 2014

June 25, 2014

June 25, 2014

June 27, 2014

June 29, 2014

June 29, 2014

July 1, 2014

July 1, 2014

July 1, 2014

July 1, 2014

July 1, 2014

July 4, 2014

July 8, 2014

July 8, 2014

July 10, 2014

July 10, 2014

July 11, 2014

July 11, 2014

July 11, 2014

August 2, 2014

Signed F Ryan Callahan to a six-year contract

Used a compliance buyout on F Ryan Malone

Re-signed F J.T. Brown to a two-year contract

Re-signed D Mark Barberio

Traded F Teddy Purcell to Edmonton for F Sam Gagne

Acquired 2015 sixth-round pick from Arizona for Sam Gagne and B.J. Crombeen

Re-signed F Mike Angelidis to a one-year, two-way contract

Signed D Anton Stralman to five-year contract

Signed RW Mike Blunden to a one-year, two-way contract

Signed G Evgeni Nabokov to a one-year contract

Traded F Nate Thompson to Anaheim for 2015 fourth- and seventh-round draft picks

Re-signed D Andrej Sustr to a one-year contract

Signed D Matt Corrente to a one-year, two-way contract

Re-signed F Cody Kunkin to a one-year, two-way contract

Signed F Jerome Samson to a one-year contract

Re-signed F Brett Connolly to a one-year contract

Signed F Brenden Morrow to one-year contract

Signed F Philippe Paradis to one-year contract

Re-signed F Richard Panik to a one-year contract

Signed G Ben Bishop to a two-year contract extension





## ALL-TIME SKATER REGISTER

DMITRY AFANASENKOV	LEFT WING	#37,29
YEAR	GP	G A TP PIM
2000-01	9	1 1 2 4
2001-02	5	0 0 0 0
2003-04	71	6 10 16 12
2005-06	68	9 6 15 16
2006-07	33	3 3 6 8
<b>TOTALS</b>	<b>186</b>	<b>19 20 39 40</b>
PLAYOFFS	GP	G A TP PIM
2003-04	23	1 2 3 6
2005-06	5	0 1 1 2
<b>TOTALS</b>	<b>28</b>	<b>1 3 4 8</b>

Tampa Bay's third-round choice, 72nd overall, in 1998 Entry Draft. Claimed off waivers by Philadelphia on January 2, 2007

NIKITA ALEKSEEV	RIGHT WING	#15
YEAR	GP	G A TP PIM
2001-02	44	4 4 8 8
2002-03	37	4 2 6 8
2006-07	63	10 11 21 12
<b>TOTALS</b>	<b>144</b>	<b>18 17 35 28</b>
PLAYOFFS	GP	G A TP PIM
2002-03	11	1 0 1 0

Tampa Bay's first-round choice, eighth overall, in 2000 Entry Draft. Traded to Chicago in exchange for Karl Stewart and a sixth-round draft pick in 2007 on February 27, 2007

MIKAEL ANDERSSON	RIGHT WING	#34
YEAR	GP	G A TP PIM
1992-93	77	16 11 27 14
1993-94	76	13 12 25 23
1994-95	36	4 7 11 4
1995-96	64	8 11 19 2
1996-97	70	5 14 19 8
1997-98	72	6 11 17 29
1998-99	40	2 3 5 4
<b>TOTALS</b>	<b>435</b>	<b>50 69 123 84</b>
PLAYOFFS	GP	G A TP PIM
1995-96	6	1 1 2 0

Signed as a free agent by Tampa Bay, June 29, 1992. Traded to Philadelphia with Sandy McCarthy for Colin Forbes and Philadelphia's fifth-round choice (Michal Laniček) in 1999 Entry Draft, March 20, 1999.

DAVE ANDREYCHUK	LEFT WING	#25
YEAR	GP	G A TP PIM
2001-02	82	21 17 38 109
2002-03	72	20 14 34 34
2003-04	82	21 18 39 42
2005-06	42	6 12 18 16
<b>TOTALS</b>	<b>278</b>	<b>68 61 129 201</b>
PLAYOFFS	GP	G A TP PIM
2002-03	11	3 3 6 10
2003-04	23	1 13 14 14
<b>TOTALS</b>	<b>34</b>	<b>4 16 20 24</b>

Signed as a free agent by Tampa Bay, July 13, 2001. Became a free agent on July 1, 2006.

MIKE ANGELIDIS	CENTER	#59
YEAR	GP	G A TP PIM
2011-12	6	1 0 1 5
2012-13	1	0 0 0 0
<b>TOTALS</b>	<b>7</b>	<b>1 - 1 5</b>

Signed as a free agent by Tampa Bay, August 3, 2010.

EVGENY ARTYUKHIN	RIGHT WING	#76
YEAR	GP	G A TP PIM
2005-06	72	4 13 17 90
2008-09	73	6 10 16 151
<b>TOTALS</b>	<b>145</b>	<b>10 23 33 241</b>

Tampa Bay's third-round pick, 94th overall, at the 2001 NHL Entry Draft. Traded to Anaheim in exchange for LW Drew Miller and a third-round pick in 2010.

KASPARS ASTASHENKO	DEFENSE/RIGHT WING	#49, 62
YEAR	GP	G A TP PIM
1999-00	8	0 1 1 4
2000-01	15	1 1 2 4
<b>TOTALS</b>	<b>23</b>	<b>1 2 3 8</b>

Tampa Bay's fifth-round choice, 127th overall, in 1999 Entry Draft. Traded to Carolina for Harlan Pratt, December 28, 2001.

ADRIAN AUCCIN	DEFENSE	#6
YEAR	GP	G A TP PIM
2000-01	26	1 11 12 25

Acquired from Vancouver with Vancouver's second-round choice in 2001 Entry Draft for Dan Cloutier, February 7, 2001. Traded to NY Islanders with Alexander Kharitonov for Mathieu Biron and the NY Islanders' second-round choice (later traded to Washington) in 2002 Entry Draft, June 22, 2001.

KEITH AULIE	DEFENSE	#3
YEAR	GP	G A TP PIM
2011-12	19	0 1 1 13
2012-13	45	2 5 7 60
2013-14	15	0 1 1 9
<b>TOTALS</b>	<b>79</b>	<b>2 7 9 82</b>

Acquired by Tampa Bay from Toronto in exchange for forward Carter Ashton on February 27, 2012.

DREW BANNISTER	DEFENSE	#5, 55
YEAR	GP	G A TP PIM
1995-96	13	0 1 1 4
1996-97	64	4 13 17 44
1998-99	21	1 2 3 24
<b>TOTALS</b>	<b>98</b>	<b>5 16 21 72</b>

Tampa Bay's second-round choice, 26th overall, in 1992 Entry Draft. Traded to Edmonton with Tampa Bay's sixth-round choice (Peter Sarnio) in 1997 Entry Draft for Jeff Norton, March 18, 1997. Acquired from Anaheim for Tampa Bay's fifth-round choice (Peter Podhradsky) in 2000 Entry Draft, December 10, 1998. Contract bought out, October 5, 1999.

MARK BARBERIO	DEFENSE	#8
YEAR	GP	G A TP PIM
2012-13	2	0 0 0 0
2013-14	49	5 5 10 28
<b>TOTALS</b>	<b>51</b>	<b>5 5 10 28</b>
PLAYOFFS	GP	G A TP PIM
2013-14	2	0 0 0 6

Tampa Bay's sixth-round choice, 152nd overall, of the 2008 NHL Entry Draft.

MATTHEW BARNABY	RIGHT WING	#36
YEAR	GP	G A TP PIM
2000-01	29	4 4 8 97
2001-02	29	0 0 0 70
<b>TOTALS</b>	<b>58</b>	<b>4 4 8 167</b>

Acquired from Pittsburgh for Wayne Primeau, February 1, 2001. Traded to NY Rangers for Zdeno Ciger, December 12, 2001.

BOB BEERS	DEFENSE	#2
YEAR	GP	G A TP PIM
1992-93	64	12 24 36 70
1993-94	16	1 5 6 12
<b>TOTALS</b>	<b>80</b>	<b>13 29 42 82</b>

Acquired from Boston for Stephane J.G. Richer, October 28, 1992. Traded to Edmonton for Chris Joseph, November 11, 1993.

BRIAN BELLWOS	LEFT WING	#23
YEAR	GP	G A TP PIM
1995-96	79	23 26 49 39
1996-97	7	1 2 3 0
<b>TOTALS</b>	<b>86</b>	<b>24 28 52 39</b>
PLAYOFFS	GP	G A TP PIM
1995-96	6	2 0 2 4

Acquired from Montreal for Marc Bureau, June 30, 1995. Traded to Anaheim for Anaheim's sixth-round choice (Andreï Skopintsev) in 1997 Entry Draft, Nov. 19, 1996.

SEAN BERGENHEIM	LEFT WING	#10
YEAR	GP	G A TP PIM
2010-11	80	14 15 29 56
<b>PLAYOFFS</b>	<b>GP</b>	<b>G A TP PIM</b>
2010-11	16	9 2 11 8

Signed as a free agent on August 17, 2010. Became a free agent on July 1, 2011.

MARC-ANDRE BERGERON	DEFENSE	#47
YEAR	GP	G A TP PIM
2010-11	23	2 6 8 8
2011-12	43	4 20 24 20
2012-13	12	1 4 5 4
<b>TOTALS</b>	<b>78</b>	<b>7 30 37 32</b>
PLAYOFFS	GP	G A TP PIM
2010-11	14	2 1 3 9

Signed as a free agent on January 4, 2011. Traded to Carolina in exchange for forward Adam Hall and a seventh-round selection in 2013 on April 2, 2013.

MARC BERGEVIN	DEFENSE	#3, 25
YEAR	GP	G A TP PIM
1992-93	78	2 12 14 66
1993-94	83	1 15 16 87
1994-95	44	2 4 6 51
2002-03	1	0 0 0 0
<b>TOTALS</b>	<b>206</b>	<b>5 31 36 204</b>

Signed as a free agent by Tampa Bay on July 9, 1992. Traded to Detroit with Ben Hankinson for Shawn Burr and Detroit's third-round choice (later traded to Boston-Boston selected Jason Doyle) in the 1996 Entry Draft, August 17, 1995. Acquired from Pittsburgh in exchange for Brian Holzner, March 11, 2003. Traded to Pittsburgh for Pittsburgh's ninth-round choice in the 2003 Entry Draft, May 12, 2003.

TIM BERGLAND	RIGHT WING	#21
YEAR	GP	G A TP PIM
1992-93	27	3 3 6 11
1993-94	51	6 5 11 6
<b>TOTALS</b>	<b>78</b>	<b>9 8 17 17</b>

Claimed from Washington in Expansion Draft, June 18, 1992. Claimed off waivers by Washington, March 19, 1994.

KAREL BETIK	DEFENSE	#6
YEAR	GP	G A TP PIM
1998-99	3	0 2 2 2

Tampa Bay's fifth-round choice, 112th overall, in 1997 Entry Draft. Contract bought out, February 17, 2000.

MATTHEW BIRON	DEFENSE	#43
YEAR	GP	G A TP PIM
2001-02	36	0 0 0 12

Acquired from NY Islanders with NY Islanders' second-round choice (later traded to Washington) in 2002 NHL Entry Draft for Adrian Aucoin and Alexander Kharitonov, June 22, 2001.

BRANDON BOCHENSKI	RIGHT WING	#27
YEAR	GP	G A TP PIM
2008-09	7	0 1 1 2
2009-10	28	4 9 13 2
<b>TOTALS</b>	<b>35</b>	<b>4 10 14 4</b>

Signed as a free agent on July 8, 2008. Became a free agent on July 1, 2010.

JASON BONSIGNORE	CENTER	#26, 64
YEAR	GP	G A TP PIM
1997-98	35	2 8 10 2
1998-99	23	0 3 3 8
<b>TOTALS</b>	<b>58</b>	<b>2 11 13 10</b>

Acquired from Edmonton with Bryan Marchment and Steve Kelly for Roman Hamrlik and Paul Comrie, December 30, 1997. Became a free agent, July 1, 1999.

JOSEF BOUMEDJENNE	DEFENSE	#55
YEAR	GP	G A TP PIM
2001-02	3	0 0 0 4

Acquired from New Jersey with Anton But and Sascha Goc for Andrei Yuzin, November 9, 2001. Traded to Ottawa for Ottawa's seventh-round choice (Fredrik Norrena) in 2002 Entry Draft, June 23, 2002.

DAN BOYLE	DEFENSE	#29, 22
YEAR	GP	G A TP PIM
2001-02	41	5 15 20 27
2002-03	77	13 40 53 44
2003-04	78	9 30 39 60
2005-06	79	15 38 53 38
2006-07	82	20 43 63 62
2007-08	37	4 21 25 57
<b>TOTALS</b>	<b>394</b>	<b>68 187 253 288</b>
PLAYOFFS	GP	G A TP PIM
2002-03	11	0 7 7 6
2003-04	23	2 8 10 16
2005-06	5	1 3 4 6
2006-07	6	0 1 1 2
<b>TOTALS</b>	<b>45</b>	<b>3 19 22 30</b>

Acquired from Florida for a fifth-round choice in 2003 NHL Entry Draft, January 7, 2002. Traded to San Jose with Brad Lukowich in exchange for Matt Carle, Ty Wishart, a first-round pick in 2009 and a fourth-round pick in 2010.

BRIAN BRADLEY	CENTER	#19
YEAR	GP	G A TP PIM
1992-93	80	42 44 86 92
1993-94	78	24 40 64 56
1994-95	46	13 27 40 42
1995-96	75	23 56 79 77
1996-97	35	7 17 24 16
1997-98	14	2 5 7 6
<b>TOTALS</b>	<b>328</b>	<b>111 189 300 289</b>
PLAYOFFS	GP	G A TP PIM
1995-96	5	0 3 3 6

Claimed from Toronto in Expansion Draft, June 18, 1992. Became a free agent, July 1, 1999.



ERIC BREWER	DEFENSE			#2		
YEAR	GP	G	A	TP	PIM	
2010-11	22	1	1	2	22	
2011-12	82	1	20	21	49	
2012-13	48	4	8	12	30	
2013-14	77	4	13	17	59	
<b>TOTALS</b>	<b>229</b>	<b>10</b>	<b>42</b>	<b>52</b>	<b>160</b>	
PLAYOFFS	GP	G	A	TP	PIM	
2010-11	18	1	6	7	14	
2013-14	4	0	0	0	0	
<b>TOTALS</b>	<b>22</b>	<b>1</b>	<b>6</b>	<b>7</b>	<b>14</b>	

Acquired from St. Louis on February 18, 2011 for Brock Beukeboom and a third round choice in the 2011 NHL Entry Draft.

PAUL BROUSSEAU	RIGHT WING			#10		
YEAR	GP	G	A	TP	PIM	
1996-97	6	0	0	0	0	
1997-98	11	0	2	2	27	
<b>TOTALS</b>	<b>17</b>	<b>0</b>	<b>2</b>	<b>2</b>	<b>27</b>	

Signed as a free agent, September 10, 1996. Claimed by Nashville in Expansion Draft, June 26, 1998.

JT BROWN	RIGHT WING			#49, 19, 23		
YEAR	GP	G	A	TP	PIM	
2011-12	5	0	1	1	0	
2013-14	63	4	15	19	6	
<b>TOTALS</b>	<b>68</b>	<b>4</b>	<b>16</b>	<b>20</b>	<b>6</b>	
PLAYOFFS	GP	G	A	TP	PIM	
2013-14	4	0	2	2	0	

Signed by Tampa Bay as a free agent on March 28, 2012.

MARC BUREAU	CENTER			#28		
YEAR	GP	G	A	TP	PIM	
1992-93	63	10	21	31	111	
1993-94	75	8	7	15	30	
1994-95	48	2	12	14	30	
<b>TOTALS</b>	<b>186</b>	<b>20</b>	<b>40</b>	<b>60</b>	<b>171</b>	

Claimed off waivers from Minnesota, October 16, 1992. Traded to Montreal for Brian Bellows, June 30, 1995.

SHAWN BURR	LEFT WING			#11		
YEAR	GP	G	A	TP	PIM	
1995-96	81	13	15	28	119	
1996-97	74	14	21	35	106	
1999-00	4	0	2	2	0	
<b>TOTALS</b>	<b>159</b>	<b>27</b>	<b>38</b>	<b>65</b>	<b>225</b>	
PLAYOFFS	GP	G	A	TP	PIM	
1995-96	6	0	2	2	8	

Acquired from Detroit with Detroit's third-round choice (later traded to Boston-Boston selected Jason Doyle) in 1996 Entry Draft for Marc Bergevin and Ben Hankinson, August 17, 1995. Traded to San Jose for San Jose's fifth-round choice (Mark Thompson) in 1997 Entry Draft, June 21, 1997. Acquired from San Jose with Andrei Zyuzin, Bill Houlder and Steve Guolla for Niklas Sundstrom and the NY Rangers' third-round choice (later traded to Chicago-Chicago selected Igor Radulov) in 2000 Entry Draft (previously acquired by Tampa Bay), August 4, 1999. Contract bought out, July 1, 2000.

VIACHESLAV BUTSAEV	CENTER			#29		
YEAR	GP	G	A	TP	PIM	
1999-00	2	0	0	0	0	

Claimed from Ottawa in NHL Waiver Draft, September 27, 1999. Claimed off waivers by Ottawa, October 28, 1999.

RYAN CALLAHAN	RIGHT WING			#24		
YEAR	GP	G	A	TP	PIM	
2013-14	20	6	5	11	8	
<b>PLAYOFFS</b>	<b>GP</b>	<b>G</b>	<b>A</b>	<b>TP</b>	<b>PIM</b>	
2013-14	4	0	0	0	0	

Acquired from New York Rangers along with two first-round draft choices in exchange for Martin St. Louis, March 5, 2014.

JOCK CALLANDER	CENTER			#12		
YEAR	GP	G	A	TP	PIM	
1992-93	8	1	1	2	2	

Signed as a free agent, July 29, 1992. Became a free agent, July 1, 1993.

JIM CAMPBELL	RIGHT WING			#16		
YEAR	GP	G	A	TP	PIM	
2005-06	1	0	0	0	2	

Signed as a free agent, August 18, 2005. Became a free agent on July 1, 2006.

DAVE CAPUANO	LEFT WING			#9		
YEAR	GP	G	A	TP	PIM	
1992-93	6	1	1	2	2	

Acquired from Vancouver with Vancouver's fourth-round choice (later traded to New Jersey-later traded to Calgary-Calgary selected Ryan Duhie) in 1994 Entry Draft for Anatoli Semenov, November 3, 1992. Traded to San Jose for Peter Ahola, June 19, 1993.

MATT CARLE	DEFENSE			#5, 25		
YEAR	GP	G	A	TP	PIM	
2008-09	12	1	1	2	6	
2012-13	48	5	17	22	4	
2013-14	82	2	29	31	28	
<b>TOTALS</b>	<b>142</b>	<b>8</b>	<b>47</b>	<b>55</b>	<b>38</b>	
PLAYOFFS	GP	G	A	TP	PIM	
2013-14	4	1	0	1	0	

Signed as a free agent on July 4, 2012. Acquired from San Jose with Ty Wishart, a first-round pick in 2009 and a fourth-round pick in 2010 in exchange for Dan Boyle and Brad Lukowich on July 4, 2008. Traded to Philadelphia with San Jose's first-round pick in 2009 (previously acquired) in exchange for Steve Eminger, Steve Downie and a fourth-round pick in 2009.

SHAWN CHAMBERS	DEFENSE			#22		
YEAR	GP	G	A	TP	PIM	
1992-93	55	10	29	39	36	
1993-94	66	11	23	34	23	
1994-95	24	2	12	14	6	
<b>TOTALS</b>	<b>145</b>	<b>23</b>	<b>64</b>	<b>87</b>	<b>65</b>	

Claimed from Washington in Expansion Draft, June 18, 1992. Traded to New Jersey with Danton Cole for Alexander Semak and Ben Hankinson, March 14, 1995.

ERIC CHARRON	DEFENSE			#3		
YEAR	GP	G	A	TP	PIM	
1993-94	4	0	0	0	2	
1994-95	45	1	4	5	26	
1995-96	14	0	0	0	18	
<b>TOTALS</b>	<b>63</b>	<b>1</b>	<b>4</b>	<b>5</b>	<b>46</b>	

Acquired from Montreal with Alain Cote and future considerations (Donald Dufresne, June 18, 1993) for Rob Ramage, March 20, 1993. Traded to Washington for Washington's seventh-round choice (Eero Somervuori) in 1997 Entry Draft, November 16, 1995.

MARTIN CIBAK	CENTER			#46		
YEAR	GP	G	A	TP	PIM	
2001-02	26	1	5	6	8	
2003-04	63	2	7	9	30	
2005-06	65	2	6	8	22	
<b>TOTALS</b>	<b>154</b>	<b>5</b>	<b>18</b>	<b>23</b>	<b>60</b>	
PLAYOFFS	GP	G	A	TP	PIM	
2003-04	6	0	1	1	0	
2005-06	5	0	0	0	0	
<b>TOTALS</b>	<b>11</b>	<b>0</b>	<b>1</b>	<b>1</b>	<b>0</b>	

Tampa Bay's ninth-round choice, 252nd overall, in the 1998 Entry Draft. Became a free agent on July 1, 2006.

DINO CICCARELLI	RIGHT WING			#22		
YEAR	GP	G	A	TP	PIM	
1996-97	77	35	25	60	116	
1997-98	34	11	6	17	42	
<b>TOTALS</b>	<b>111</b>	<b>46</b>	<b>31</b>	<b>77</b>	<b>158</b>	

Acquired from Detroit for Tampa Bay's fourth-round choice (later traded to Toronto-Toronto selected Alexei Ponikarovsky) in the 1998 Entry Draft, August 27, 1996. Traded to Florida with Jeff Norton for Mark Fitzpatrick and Jody Hull, January 15, 1998.

ENRICO CICCONE	DEFENSE			#2, 39		
YEAR	GP	G	A	TP	PIM	
1993-94	11	0	1	1	52	
1994-95	41	2	4	6	225	
1995-96	55	2	3	5	258	
1997-98	12	0	0	0	45	
1998-99	16	1	1	2	24	
<b>TOTALS</b>	<b>135</b>	<b>5</b>	<b>9</b>	<b>14</b>	<b>604</b>	

Acquired from Washington with Washington's third-round choice (later traded to Anaheim-Anaheim selected Craig Reichert) in 1994 Entry Draft and the return of future draft choices transferred in the Pat Elynuik trade for Joe Reekie, March 21, 1994. Traded to Chicago with Tampa Bay's second-round choice (Jeff Paul) in 1996 Entry Draft for Patrick Poulin, Igor Ulanov and Chicago's second-round choice (later traded to New Jersey-New Jersey selected Pierre Dagenais) in 1996 Entry Draft, March 20, 1996. Acquired from Vancouver for Jamie Huscroft, March 14, 1998. Traded to Washington for future considerations, December 28, 1998.

ZDENO CIGER	LEFT WING			#18		
YEAR	GP	G	A	TP	PIM	
2001-02	27	6	6	12	10	

Acquired from NY Rangers for Matthew Barnaby, December 12, 2001. Reached a negotiated settlement, March 8, 2002.

BRETT CLARK	DEFENSE			#7		
YEAR	GP	G	A	TP	PIM	
2010-11	82	9	22	31	14	
2011-12	82	2	13	15	20	
<b>TOTALS</b>	<b>164</b>	<b>11</b>	<b>35</b>	<b>46</b>	<b>34</b>	
PLAYOFFS	GP	G	A	TP	PIM	
2010-11	18	1	2	3	8	

Signed as a free agent on July 5, 2010. Became a free agent on July 1, 2012.

WENDEL CLARK	LEFT WING			#17		
YEAR	GP	G	A	TP	PIM	
1998-99	65	28	14	42	35	

Signed as a free agent, July 16, 1998. Traded to Detroit with Detroit's sixth-round choice (Kent McDonnell) in 1999 Entry Draft (previously acquired by Tampa Bay) for Kevin Hodson and San Jose's second-round draft choice (Sheldon Keefe) in 1999 Entry Draft (previously acquired by Detroit), March 23, 1999.

BEN CLYMER	DEFENSE/RIGHT WING			#7		
YEAR	GP	G	A	TP	PIM	
1999-00	60	2	6	8	87	
2000-01	23	5	1	6	21	
2001-02	81	14	20	34	36	
2002-03	65	6	12	18	57	
2003-04	66	2	8	10	50	
<b>TOTALS</b>	<b>295</b>	<b>29</b>	<b>47</b>	<b>76</b>	<b>251</b>	
PLAYOFFS	GP	G	A	TP	PIM	
2002-03	11	0	2	2	6	
2003-04	5	0	0	0	0	
<b>TOTALS</b>	<b>16</b>	<b>0</b>	<b>2</b>	<b>2</b>	<b>6</b>	

Signed as a free agent, October 2, 1999. Became an unrestricted free agent, July 1, 2004.

DANTON COLE	RIGHT WING			#24		
YEAR	GP	G	A	TP	PIM	
1992-93	67	12	15	27	23	
1993-94	81	20	23	43	92	
1994-95	26	3	3	6	6	
<b>TOTALS</b>	<b>174</b>	<b>35</b>	<b>41</b>	<b>76</b>	<b>61</b>	

Acquired from Winnipeg for future considerations, June 19, 1992. Traded to New Jersey with Shawn Chambers for Alexander Semak and Ben Hankinson, March 14, 1995.

MIKE COMMODORE	DEFENSE			#23		
YEAR	GP	G	A	TP	PIM	
2011-12	13	0	0	0	17	

Acquired by Tampa Bay from Detroit in exchange for a conditional seventh-round pick in the 2013 NHL Entry Draft on February 27, 2012. Became a free agent on July 1, 2019.

CORY CONACHER	LEFT WING			#89		
YEAR	GP	G	A	TP	PIM	
2012-13	35	9	15	24	16	

Signed as a free agent on July 5, 2011. Traded to Ottawa along with a fourth-round pick in 2013 on April 3, 2013 in exchange for G Ben Bishop.

BRETT CONNOLLY	RIGHT WING			#14		
YEAR	GP	G	A	TP	PIM	
2011-12	68	4	11	15	30	
2012-13	5	1	0	1	0	
2013-14	11	1	0	1	4	
<b>TOTALS</b>	<b>84</b>	<b>6</b>	<b>11</b>	<b>17</b>	<b>34</b>	

Selected by Tampa Bay in the first round, sixth overall, of the 2010 NHL Entry Draft.

ALAIN COTE	DEFENSE			#6		
YEAR	GP	G	A	TP	PIM	
1992-93	2	0	0	0	0	

Acquired from Montreal with Eric Charron and future considerations (Donald Dufresne, June 18, 1993) for Rob Ramage, March 20, 1993. Became a free agent, July 1, 1993.

JEAN-PHILIPPE COTE	DEFENSE			#22		
YEAR	GP	G	A	TP	PIM	
2013-14	19	0	4	4	22	

Signed as a free agent on June 20, 2012.

RYAN CRAIG	CENTER			#34		
YEAR	GP	G	A	TP	PIM	
2005-06	48	15	13	28	6	
2006-07	72	14	13	27	55	
2007-08	7	1	1	2	0	
2008-09	54	2	4	6	60	
2009-10	3	0	0	0	5	
<b>TOTALS</b>	<b>184</b>	<b>32</b>	<b>31</b>	<b>63</b>	<b>126</b>	
PLAYOFFS	GP	G	A	TP	PIM	
2006-07	6	0	0	0	12	

Tampa Bay's eighth-round pick, 255th overall, at the 2002 NHL Entry Draft. Became a free agent on July 1, 2010.



ADAM CREIGHTON	CENTER	#10			
YEAR	GP	G	A	TP	PIM
1992-93	83	19	20	39	110
1993-94	53	10	10	20	37
<b>TOTALS</b>	<b>136</b>	<b>29</b>	<b>30</b>	<b>59</b>	<b>147</b>

Claimed from NY Islanders in NHL Waiver Draft, October 4, 1992. Traded to St. Louis for Tom Tilley, October 6, 1994.

B.J. CROMBIEEN	RIGHT WING	#19			
YEAR	GP	G	A	TP	PIM
2012-13	44	1	7	8	112
2013-14	55	3	7	10	79
<b>TOTALS</b>	<b>99</b>	<b>4</b>	<b>14</b>	<b>18</b>	<b>191</b>
PLAYOFFS	GP	G	A	TP	PIM
2013-14	0	0	0	0	0

Acquired from St. Louis along with a fifth-round pick in the 2014 draft in exchange for fourth-round picks in 2013 and 2014.

CORY CROSS	DEFENSE	#4			
YEAR	GP	G	A	TP	PIM
1993-94	5	0	0	0	6
1994-95	43	1	5	6	41
1995-96	75	2	14	16	66
1996-97	72	4	5	9	95
1997-98	74	3	6	9	77
1998-99	67	2	16	18	92
<b>TOTALS</b>	<b>336</b>	<b>12</b>	<b>46</b>	<b>58</b>	<b>377</b>
PLAYOFFS	GP	G	A	TP	PIM
1995-96	6	0	0	0	22

Tampa Bay's first-round choice, first overall, in 1992 Supplemental Draft. Traded to Toronto with Tampa Bay's seventh-round choice (Ivan Kolozvary) in 2001 Entry Draft for Fredrik Modin, October 1, 1999.

DOUG CROSSMAN	DEFENSE	#3			
YEAR	GP	G	A	TP	PIM
1992-93	40	8	21	29	18

Claimed from Quebec in Expansion Draft, June 18, 1992. Traded to St. Louis with Basil McRae and Tampa Bay's fourth-round choice (Andrej Petukov) in 1996 Entry Draft for Jason Ruff and future considerations, January 28, 1993.

JOHN CULLEN	CENTER	#12			
YEAR	GP	G	A	TP	PIM
1995-96	76	16	34	50	65
1996-97	70	18	37	55	95
1997-98	0	0	0	0	0
1998-99	4	0	0	0	2
<b>TOTALS</b>	<b>150</b>	<b>34</b>	<b>71</b>	<b>105</b>	<b>162</b>
PLAYOFFS	GP	G	A	TP	PIM
1995-96	5	3	3	6	0

Signed as a free agent, September 11, 1995. Retired, November 27, 1998.

JASSEN CULLMORE	DEFENSE	#5,27			
YEAR	GP	G	A	TP	PIM
1997-98	25	1	2	3	22
1998-99	78	5	12	17	81
1999-00	46	1	1	2	66
2000-01	74	1	6	7	80
2001-02	78	4	9	13	58
2002-03	28	1	3	4	31
2003-04	79	2	5	7	58
<b>TOTALS</b>	<b>408</b>	<b>15</b>	<b>38</b>	<b>53</b>	<b>396</b>
PLAYOFFS	GP	G	A	TP	PIM
2002-03	11	1	1	2	4
2003-04	11	0	2	2	6
<b>TOTALS</b>	<b>22</b>	<b>1</b>	<b>3</b>	<b>4</b>	<b>10</b>

Claimed off waivers from Montreal, January 22, 1998. Signed as a free agent with Chicago July 22, 2004.

JIM CUMMINS	RIGHT WING	#12, 27			
YEAR	GP	G	A	TP	PIM
1993-94	4	0	0	0	13
1994-95	10	1	0	1	41
<b>TOTALS</b>	<b>14</b>	<b>1</b>	<b>0</b>	<b>1</b>	<b>54</b>

Acquired from Philadelphia with Philadelphia's fourth-round choice (later traded back to Philadelphia - Philadelphia selected Radovan Somik) in 1995 Entry Draft for Rob DiMaio, March 18, 1994. Traded to Chicago with Tom Tilley and Jeff Buchanan for Paul Ysebaert and Rich Sutter, February 22, 1995.

ALEXANDRE DAIGLE	RIGHT WING	#21			
YEAR	GP	G	A	TP	PIM
1998-99	32	6	6	12	2

Acquired from Edmonton for Alexander Selivanov, January 29, 1999. Traded to the NY Rangers for future considerations, October 3, 1999.

MATHEU DARCHÉ	LEFT WING	#21			
YEAR	GP	G	A	TP	PIM
2007-08	73	7	15	22	20

Signed as a free agent on July 2, 2007. Became a free agent on July 1, 2008.

LOUIE DEBRUSK	LEFT WING	#36			
YEAR	GP	G	A	TP	PIM
1997-98	54	1	2	3	166

Signed as a free agent, September 23, 1997. Traded to Phoenix with Tampa Bay's fifth-round choice (Jay Leach) in 1998 Entry Draft for Craig Janney, June 11, 1998.

XAVIER DELISLE	CENTER	#43			
YEAR	GP	G	A	TP	PIM
1998-99	2	0	0	0	0

Tampa Bay's sixth-round choice, 157th overall, in 1996 Entry Draft. Became a free agent, July 1, 2000.

ROB DIMAIO	CENTER	#18			
YEAR	GP	G	A	TP	PIM
1992-93	54	9	15	24	62
1993-94	39	8	7	15	40
2006-07	61	4	13	17	30
2007-08	0	0	0	0	0
<b>TOTALS</b>	<b>154</b>	<b>21</b>	<b>35</b>	<b>56</b>	<b>132</b>
PLAYOFFS	GP	G	A	TP	PIM
2005-06	2	0	0	0	0
2006-07	0	0	0	0	0

Claimed from NY Islanders in Expansion Draft, June 18, 1992. Traded to Philadelphia for Jim Cummins and Philadelphia's fourth-round choice (later traded back to Philadelphia - Philadelphia selected Radovan Somik) in 1995 Entry Draft, March 18, 1994. Signed by the Lightning on August 9, 2005. Became a free agent on July 1, 2007. Became a free agent on July 1, 2007.

CHRIS DINGMAN	LEFT WING	#11			
YEAR	GP	G	A	TP	PIM
2001-02	14	0	4	4	103
2002-03	51	2	1	3	91
2003-04	74	1	5	6	140
2005-06	34	0	1	1	22
<b>TOTALS</b>	<b>173</b>	<b>3</b>	<b>11</b>	<b>14</b>	<b>356</b>
PLAYOFFS	GP	G	A	TP	PIM
2002-03	11	1	0	1	4
2003-04	23	1	1	2	63
2005-06	3	0	0	0	19
<b>TOTALS</b>	<b>37</b>	<b>2</b>	<b>1</b>	<b>3</b>	<b>86</b>

Acquired from Carolina with Shane Willis for Kevin Weekes, March 3, 2002. Became a free agent on July 1, 2006.

STEVE DOWNIE	RIGHT WING	#9			
YEAR	GP	G	A	TP	PIM
2008-09	23	3	3	6	54
2009-10	79	22	24	46	208
2010-11	57	10	22	32	171
2011-12	55	12	16	28	121
<b>TOTALS</b>	<b>214</b>	<b>47</b>	<b>65</b>	<b>112</b>	<b>554</b>
PLAYOFFS	GP	G	A	TP	PIM
2010-11	17	2	12	14	40

Acquired from Philadelphia with Steve Eminger and a fourth-round pick in 2009 in exchange for Matt Carle and San Jose's third-round pick (previously acquired) in the 2009 NHL Entry Draft. Traded to Colorado in exchange for defenseman Kyle Quincey, then traded Quincey to Detroit in exchange for a first-round pick in 2012 and Sebastian Piche on February 21, 2012.

STAN DRULIA	RIGHT WING	#20, 27			
YEAR	GP	G	A	TP	PIM
1992-93	24	2	1	3	10
1999-00	68	11	22	33	24
2000-01	34	2	4	6	18
<b>TOTALS</b>	<b>126</b>	<b>15</b>	<b>27</b>	<b>42</b>	<b>52</b>

Signed as a free agent, September 1, 1992. Contract bought out, effective July 1, 1994. Signed as a free agent, September 29, 1995. Became a free agent, July 1, 2001.

DONALD DUFRESNE	DEFENSE	#6			
YEAR	GP	G	A	TP	PIM
1993-94	51	2	6	8	48

Acquired from Montreal to complete March 20, 1993 trade in which Rob Ramage was traded to Montreal for Eric Charron, Alain Cote and future considerations, June 20, 1993. Traded to Los Angeles for Los Angeles' sixth-round choice (Daniel Jaden) in 1994 Entry Draft, March 19, 1994.

GORDIE DWYER	LEFT WING	#34			
YEAR	GP	G	A	TP	PIM
1999-00	24	0	1	1	135
2000-01	28	0	1	1	96
2001-02	26	0	2	2	60
<b>TOTALS</b>	<b>78</b>	<b>0</b>	<b>4</b>	<b>4</b>	<b>291</b>

Acquired from Montreal for Mike McBain, November 26, 1999. Traded to NY Rangers in exchange for Bow Lloyd Kane, October 10, 2002.

KARL DYKHUIS	DEFENSE	#14			
YEAR	GP	G	A	TP	PIM
1997-98	78	5	9	14	110
1998-99	33	2	1	3	18
<b>TOTALS</b>	<b>111</b>	<b>7</b>	<b>10</b>	<b>17</b>	<b>128</b>

Acquired from Philadelphia with Mikael Renberg for Philadelphia's first-round choices in 1998 (Simon Gagne), 1999 (Maxime Ouellet), 2000, and 2001 Entry Drafts (previously acquired by Tampa Bay), August 20, 1997. Traded to Philadelphia for Petr Svoboda, December 28, 1998.

ALLAN EGGLEND	CENTER	#25			
YEAR	GP	G	A	TP	PIM
1995-96	5	0	0	0	2
1996-97	4	0	0	0	5
1997-98	8	0	0	0	9
<b>TOTALS</b>	<b>17</b>	<b>0</b>	<b>0</b>	<b>0</b>	<b>16</b>

Tampa Bay's third-round choice, 55th overall, in 1993 Entry Draft. Became a free agent, July 1, 1998.

NILS EKMAN	LEFT WING	#28			
YEAR	GP	G	A	TP	PIM
1999-00	28	2	2	4	36
2000-01	43	9	11	20	40
<b>TOTALS</b>	<b>71</b>	<b>11</b>	<b>13</b>	<b>24</b>	<b>76</b>

Acquired from Calgary with Calgary's fourth-round choice (later traded to NY Islanders - Islanders selected Vladimir Gorbunov) in 2000 Entry Draft for Andreas Johansson, November 20, 1999. Traded to the NY Rangers with Kyle Feadrich for Tim Taylor, June 30, 2001.

MATT ELICH	RIGHT WING	#42			
YEAR	GP	G	A	TP	PIM
1999-00	8	1	1	2	0
2000-01	8	0	0	0	0
<b>TOTALS</b>	<b>16</b>	<b>1</b>	<b>1</b>	<b>2</b>	<b>0</b>

Tampa Bay's third-round choice, 61st overall, in 1997 Entry Draft. Became a free agent, July 1, 2003.

PAT ELYNUIK	RIGHT WING	#15			
YEAR	GP	G	A	TP	PIM
1993-94	63	12	14	26	64

Acquired from Washington for future draft choices, October 22, 1993. Became a free agent, July 1, 1994.

STEVE EMINGER	DEFENSE	#44			
YEAR	GP	G	A	TP	PIM
2008-09	50	4	19	23	36

Acquired from Philadelphia with Steve Downie and a fourth-round pick in 2009 in exchange for Matt Carle and San Jose's third-round pick (previously acquired) in the 2009 draft on November 7, 2008. Traded to Florida in exchange for Noah Welch and a third-round pick in 2009 on March 4, 2009.

JOHN EMMONS	CENTER	#10			
YEAR	GP	G	A	TP	PIM
2000-01	12	1	1	2	22

Acquired from Ottawa for Craig Millar, March 13, 2001. Became a free agent, July 1, 2001.

TODD FEODORUK	LEFT WING	#17			
YEAR	GP	G	A	TP	PIM
2009-10	50	3	3	6	54

Acquired from Phoenix with D David Hale in exchange for RW Radim Vrbata on July 21, 2009. Contract bought out on June 30, 2010.

RUSLAN FEDOTENKO	RIGHT WING	#17			
YEAR	GP	G	A	TP	PIM
2002-03	76	19	13	32	44
2003-04	77	17	22	39	30
2005-06	80	26	15	41	44
2006-07	80	12	20	32	52
<b>TOTALS</b>	<b>313</b>	<b>74</b>	<b>70</b>	<b>144</b>	<b>170</b>
PLAYOFFS	GP	G	A	TP	PIM
2002-03	11	0	1	1	2
2003-04	22	12	2	14	14
2005-06	5	0	0	0	20
2006-07	4	0	0	0	4
<b>TOTALS</b>	<b>42</b>	<b>12</b>	<b>3</b>	<b>15</b>	<b>40</b>

Acquired with Tampa Bay's and Phoenix's second-round choices (both previously acquired) in the 2002 NHL Entry Draft from Philadelphia for Tampa Bay's first-round choice in the 2002 NHL Entry Draft, June 21, 2002. Became a free agent on July 1, 2007.

WALTER FILIPPULO	CENTER	#51			
YEAR	GP	G	A	TP	PIM
2013-14	75	25	33	58	20
PLAYOFFS	GP	G	A	TP	PIM
2013-14	4	0	1	1	0

Signed as a free agent on July 5, 2013.





<b>STEVEN FINN</b>						<b>DEFENSE</b>						<b>#28</b>					
YEAR	GP	G	A	TP	PIM												
1995-96	16	0	0	0	24												
Acquired from Colorado for Tampa Bay's fourth-round choice (Brad Larsen) in 1997 Entry Draft, October 5, 1995. Traded to Los Angeles for Michel Petit, November 13, 1995.																	
<b>COLIN FORBES</b>						<b>LEFT WING</b>						<b>#27</b>					
YEAR	GP	G	A	TP	PIM												
1998-99	14	3	1	4	10												
1999-00	8	0	0	0	18												
TOTALS	22	3	1	4	28												
Acquired from Philadelphia with Philadelphia's fifth-round choice (Michael Lanicsek) in 1999 Entry Draft for Mikael Andersson and Sandy McCarthy, March 20, 1999. Traded to Ottawa for Bruce Gardiner, November 11, 1999.																	
<b>KURTIS FOSTER</b>						<b>DEFENSE</b>						<b>#6</b>					
YEAR	GP	G	A	TP	PIM												
2009-10	71	8	34	42	48												
Signed as a free agent on July 8, 2009. Became a free agent on July 1, 2010.																	
<b>KYLE FREADRICH</b>						<b>LEFT WING</b>						<b>#43, 24</b>					
YEAR	GP	G	A	TP	PIM												
1999-00	10	0	0	0	39												
2000-01	13	0	1	1	36												
TOTALS	23	0	1	1	75												
Signed as a free agent, July 16, 1999. Traded to the NY Rangers with Nils Ekman for Tim Taylor, June 30, 2001.																	
<b>SIMON GAGNE</b>						<b>LEFT WING</b>						<b>#12</b>					
YEAR	GP	G	A	TP	PIM												
2010-11	63	17	23	40	20												
PLAYOFFS	6	G	A	TP	PIM												
2010-11	15	5	7	12	4												
Acquired from Philadelphia in exchange from Matt Wakler and a fourth-round pick in the 2011 NHL Entry Draft on July 19, 2010. Became a free agent on July 1, 2012.																	
<b>MAXIM GALANOV</b>						<b>DEFENSE</b>						<b>#41</b>					
YEAR	GP	G	A	TP	PIM												
2000-01	25	0	5	5	8												
Claimed off waivers from Florida, November 3, 2000. Traded to Toronto for Konstantin Kalmikov, February 20, 2001.																	
<b>GERARD GALLANT</b>						<b>LEFT WING</b>						<b>#17</b>					
YEAR	GP	G	A	TP	PIM												
1993-94	51	4	9	13	74												
1994-95	1	0	0	0	0												
TOTALS	52	4	9	13	74												
Signed as a free agent, July 21, 1993. Contract bought out, effective July 1, 1995.																	
<b>BRUCE GARDINER</b>						<b>CENTER</b>						<b>#5</b>					
YEAR	GP	G	A	TP	PIM												
1999-00	41	3	6	9	37												
Acquired from Ottawa for Colin Forbes, November 11, 1999. Claimed by Columbus in Expansion Draft, June 23, 2000.																	
<b>AARON GAVEY</b>						<b>CENTER</b>						<b>#22, 32</b>					
YEAR	GP	G	A	TP	PIM												
1995-96	73	8	4	12	56												
1996-97	16	1	2	3	12												
TOTALS	89	9	6	15	68												
PLAYOFFS	6P	G	A	TP	PIM												
1995-96	6	0	0	0	4												
Tampa Bay's fourth-round choice, 74th overall, in 1992 Entry Draft. Traded to Calgary for Rick Tabaracci, November 13, 1996.																	
<b>BRUNO GERVATS</b>						<b>DEFENSE</b>						<b>#27</b>					
YEAR	GP	G	A	TP	PIM												
2011-12	50	6	7	13	8												
Acquired from NY Islanders in exchange for future considerations on June 25, 2011. Became a free agent on July 1, 2012.																	
<b>RANDY GILHEN</b>						<b>CENTER</b>						<b>#20</b>					
YEAR	GP	G	A	TP	PIM												
1992-93	11	0	2	2	6												
Acquired from NY Rangers for Mike Hartman, March 22, 1993. Claimed by Florida in Expansion Draft, June 24, 1993.																	
<b>MATT GILROY</b>						<b>DEFENSE</b>						<b>#97</b>					
YEAR	GP	G	A	TP	PIM												
2011-12	53	2	15	17	16												
Signed by Tampa Bay as a free agent on July 2, 2011. Traded to Ottawa in exchange for D Brian Lee on February 27, 2012.																	
<b>SASCHA GOC</b>						<b>DEFENSE</b>						<b>#6</b>					
YEAR	GP	G	A	TP	PIM												
2001-02	9	0	0	0	0												
Acquired from New Jersey with Josef Boumedienne and Anton But for Andrei Zyuzin, November 9, 2001.																	

CHRIS GRATTON					CENTER					#20, 77				
YEAR	GP	G	A	TP	PIM									
1993-94	84	13	29	42	123									
1994-95	46	7	20	27	89									
1995-96	82	17	21	38	105									
1996-97	82	30	32	62	201									
1998-99	52	7	19	26	102									
1999-00	58	14	27	41	121									
2007-08	60	10	11	21	77									
2008-09	18	0	2	2	10									
TOTALS	482	98	161	259	828									
PLAYOFFS	6P	G	A	TP	PIM									
1995-96	6	0	2	2	27									
Tampa Bay's first-round choice, third overall, in 1993 Entry Draft. Signed as a Group II free agent by Philadelphia, August 14, 1997. Acquired from Philadelphia with Mike Sillinger for Mikael Renberg and Daymond Langkow, December 12, 1998. Traded to Buffalo with Tampa Bay's second-round choice (Derek Roy) in 2001 Entry Draft for Wayne Primeau, Brian Holzinger, Cory Sarich and Buffalo's third-round choice (Alexander Kharitonov) in 2000 Entry Draft, March 10, 2000. Acquired from Florida in exchange for a second-round pick, in the 2008 NHL Entry Draft on June 13, 2007. Claimed off waivers by Columbus on February 21, 2009.														
BRENT GRETZKY					CENTER					#49				
YEAR	GP	G	A	TP	PIM									
1993-94	10	1	2	3	2									
1994-95	3	0	1	1	0									
TOTALS	13	1	3	4	2									
Tampa Bay's third-round choice, 49th overall, in 1992 Entry Draft. Became a free agent, July 1, 1995.														
RADKO GUDAS					DEFENSE					#75, 7				
YEAR	GP	G	A	TP	PIM									
2012-13	22	2	3	5	38									
2013-14	73	3	19	22	152									
TOTALS	95	5	22	27	190									
PLAYOFFS	6P	G	A	TP	PIM									
2013-14	3	0	1	1	9									
Selected by Tampa Bay in the third round, 66th overall, of the 2010 NHL Entry Draft.														
STEVE GUOLIA					LEFT WING					#17				
YEAR	GP	G	A	TP	PIM									
1999-00	46	6	10	16	11									
Acquired from San Jose with Andrei Zyuzin, Shawn Burr and Bill Haulder for Niklas Sundstrom and the NY Rangers' third-round choice (later traded to Chicago-Chicago selected Igor Radulov) in 2000 Entry Draft (previously acquired by Tampa Bay), August 4, 1999. Claimed off waivers by Atlanta, March 1, 2000.														
SERGEY GUSEV					DEFENSE					#3				
YEAR	GP	G	A	TP	PIM									
1998-99	14	0	3	3	10									
1999-00	28	2	3	5	6									
2000-01	16	1	0	1	10									
TOTALS	58	3	6	9	26									
Acquired from Dallas for Benoit Hogue and a conditional draft choice in 2001 Entry Draft, March 21, 1999. Contract bought out July 18, 2001.														
DAVID HALE					DEFENSE					#21				
YEAR	GP	G	A	TP	PIM									
2009-10	39	0	4	4	25									
Acquired from Phoenix with LW Todd Fedoruk in exchange for RW Radim Vrbata on July 21, 2009. Became a free agent on July 1, 2010.														
BOB HALKIDIS					DEFENSE					#21				
YEAR	GP	G	A	TP	PIM									
1994-95	27	1	3	4	40									
1995-96	3	0	0	0	7									
TOTALS	30	1	3	4	47									
Claimed off waivers from Detroit, February 10, 1995. Claimed off waivers by Chicago, December 6, 1995.														
ADAM HALL					RIGHT WING					#18				
YEAR	GP	G	A	TP	PIM									
2008-09	74	5	5	10	29									
2010-11	82	7	11	18	32									
2011-12	57	2	5	7	17									
2012-13	20	0	4	4	23									
TOTALS	223	14	25	39	101									
PLAYOFFS	6P	G	A	TP	PIM									
2010-11	18	1	4	5	8									
Signed as a free agent July 13, 2008. Claimed off waivers by Carolina on March 16, 2013. Acquired from Carolina with a 2013 Seventh Round draft pick for D Marc-Andre Bergeron on April 2, 2013. Claimed off waivers by Carolina on April 3, 2013.														



MATT HERVEY	DEFENSE		#26	
YEAR	GP	G	A	TP
1992-93	17	0	4	4

Acquired from Boston with Ken Hodges for Darin Kimble and future considerations, September 4, 1992. Became a free agent, July 1, 1993.

JAMIE HEWARD	DEFENSE		#23	
YEAR	GP	G	A	TP
2008-09	13	0	2	2

Signed as a free agent on October 1, 2008. Traded to Toronto with Dlaf Kolzig, Andy Rogers and a fourth-round pick in 2009 in exchange for D Richard Petiot on March 4, 2009.

KEN HODGE	CENTER		#8	
YEAR	GP	G	A	TP
1992-93	25	2	7	9

Acquired from Boston with Matt Hervey for Darin Kimble and future considerations, September 4, 1992. Became a free agent, July 1, 1993.

BENOIT HOGUE	CENTER		#33	
YEAR	GP	G	A	TP
1998-99	62	11	14	25

Signed as a free agent, July 29, 1998. Traded to Dallas with a conditional draft choice in 2001 Entry Draft for Sergey Gusev, March 21, 1999.

BRIAN HOLZINGER	CENTER		#9, 17	
YEAR	GP	G	A	TP
1999-00	14	3	3	6
2000-01	70	11	25	36
2001-02	23	1	2	3
TOTALS	107	15	30	45

Acquired from Buffalo with Wayne Primeau, Cary Sarich and Buffalo's third-round choice (Alexander Kharitonov) in 2000 Entry Draft for Chris Gratton and Tampa Bay's second-round pick (Derek Roy) in 2001 Entry Draft, March 10, 2000. Traded to Pittsburgh for Marc Bergevin on March 11, 2003.

BILL HOULDER	DEFENSE		#2	
YEAR	GP	G	A	TP
1995-96	61	5	23	28
1996-97	79	4	21	25
1999-00	14	1	2	3
TOTALS	154	10	46	56
PLAYOFFS	GP	G	A	TP
1995-96	6	0	1	1

Signed as a free agent, July 26, 1995. Became a free agent, July 1, 1997. Acquired from San Jose with Andrei Zyuzin, Shawn Burr and Steve Baulia for Niklas Sundstrom and the NY Rangers' third-round choice (later traded to Chicago-Chicago selected Igor Radulov) in 2000 Entry Draft (previously acquired by Tampa Bay), August 4, 1999. Claimed off waivers by Nashville, November 10, 1999.

JODY HULL	RIGHT WING		#21	
YEAR	GP	G	A	TP
1997-98	26	2	4	6

Acquired from Florida with Mark Fitzpatrick for Dino Ciccarelli and Jeff Norton, January 15, 1998. Became a free agent, July 1, 1998.

JAMIE HUSCROFT	DEFENSE		#8	
YEAR	GP	G	A	TP
1996-97	13	0	1	1
1997-98	44	0	3	3
TOTALS	57	0	4	4

Acquired from Calgary in exchange for Tyler Moss, March 18, 1997. Traded to Vancouver for Enrico Ciccone, March 14, 1998.

ANDREW HUTCHINSON	DEFENSE		#6	
YEAR	GP	G	A	TP
2008-09	2	0	0	0

Signed as a free agent on July 9, 2008. Traded to Dallas in exchange for RW Lauri Tukonen on November 20, 2008.

SCOTT JACKSON	DEFENSE		#58	
YEAR	GP	G	A	TP
2009-10	1	0	0	0

Signed as a free agent on July 3, 2008.

DOUG JANIK	DEFENSE		#3	
YEAR	GP	G	A	TP
2006-07	75	2	9	11
2007-08	61	1	3	4
TOTALS	136	3	12	15
PLAYOFFS	GP	G	A	TP
2006-07	1	0	0	0

Signed as a free agent on July 6, 2006. Became a free agent on July 1, 2008.

CRAIG JANNEY	CENTER		#21	
YEAR	GP	G	A	TP
1998-99	38	4	18	22

Acquired from Phoenix for Louie DeBrusk and Tampa Bay's fifth-round choice (Jay Leach) in 1998 Entry Draft, June 11, 1998. Traded to NY Islanders for NY Islanders sixth-round choice (Fedor Fedorov) in 1999 Entry Draft, January 18, 1999.

ANDREAS JOHANSSON	LEFT WING		#21	
YEAR	GP	G	A	TP
1999-00	12	2	3	5

Acquired from Ottawa for Rob Zamuner and future considerations, June 30, 1999. Traded to Calgary for Nils Ekman and Calgary's fourth-round choice (later traded to NY Islanders-Islanders selected Vladimir Gorbunov) in 2000 Entry Draft, November 20, 1999.

MIKE JOHNSON	RIGHT WING		#10, 11	
YEAR	GP	G	A	TP
1999-00	28	10	12	22
2000-01	64	11	27	38
TOTALS	92	21	39	60

Acquired from Toronto with Marek Posmyk and Toronto's fifth- (Pavel Sedov) and sixth-round choices (Aaron Gionet) in 2000 Entry Draft for Darcy Tucker and Tampa Bay's fourth-round choice (Miguel Delisle) in 2000 Entry Draft, February 9, 2000. Traded to Phoenix with Paul Mara, Ruslan Zaimullin and NY Islanders second-round choice (Matthew Spiller) in 2001 Entry Draft (previously acquired) for Nikolai Khabibulin and Stan Neckar, March 5, 2001.

RYAN JOHNSON	CENTER		#17	
YEAR	GP	G	A	TP
1999-00	14	0	2	2
2000-01	80	7	14	21
TOTALS	94	7	16	23

Acquired from Florida with Dwayne Hay for Mike Sillinger, March 14, 2000. Traded to Florida with a sixth-round choice in the 2003 Entry Draft for Vlastislav Prospal, July 10, 2001.

TYLER JOHNSON	CENTER		#63, 9	
YEAR	GP	G	A	TP
2012-13	14	3	3	6
2013-14	82	24	26	50
TOTALS	96	27	29	56
PLAYOFFS	GP	G	A	TP
2013-14	4	1	1	2

Signed as a free agent by Tampa Bay on March 7, 2011.

JUST JOKINEN	LEFT WING		#10, 36	
YEAR	GP	G	A	TP
2007-08	20	2	12	14
2008-09	46	6	10	16
TOTALS	66	8	22	30

Acquired from Dallas with Mike Smith, Jeff Halpern and a fourth-round pick in 2009 in exchange for Brad Richards and Johan Holmqvist. Traded to Carolina in exchange for Wade Brookbank, Josef Melichar and a fourth-round pick in 2009 on February 7, 2009.

BLAIR JONES	CENTER		#49	
YEAR	GP	G	A	TP
2006-07	20	1	2	3
2007-08	4	0	0	0
2009-10	14	0	0	0
2010-11	18	1	2	3
2011-12	22	2	2	4
TOTALS	78	4	6	10
PLAYOFFS	GP	G	A	TP
2010-11	7	0	0	0

Selected in the fourth round, 102nd overall, at the 2006 NHL Entry Draft. Traded to Calgary in exchange for defenseman Brendan Mikkelson on January 6, 2012.

RANDY JONES	DEFENSE		#8	
YEAR	GP	G	A	TP
2010-11	61	1	12	13
PLAYOFFS	GP	G	S	TP
2010-11	5	0	1	1

Signed as a free agent on August 25, 2010. Became a free agent on July 1, 2011.

CHRIS JOSEPH	DEFENSE		#23	
YEAR	GP	G	A	TP
1993-94	66	10	19	29
1994-95	66	10	19	29
TOTALS	132	20	38	58

Acquired from Edmonton for Bob Beers, November 11, 1993. Claimed by Pittsburgh in NHL Waiver Draft, January 18, 1995.

ANDREAS KARLSSON	CENTER		#24	
YEAR	GP	G	A	TP
2006-07	53	3	6	9
2007-08	58	2	2	4
TOTALS	111	5	8	13
PLAYOFFS	GP	G	A	TP
2006-07	6	0	0	0

Signed as a free agent on July 1, 2006. Became a free agent on July 1, 2008.

MARTINS KARSUMS	RIGHT WING		#44	
YEAR	GP	G	A	TP
2008-09	18	1	4	5

Acquired from Boston with Matt Lashoff in exchange for RW Mark Recchi and a second-round pick in 2010 on March 4, 2009.

STEVE KASPER	CENTER		#11	
YEAR	GP	G	A	TP
1992-93	47	3	4	7
1993-94	47	3	4	7
TOTALS	94	6	8	14

Acquired from Philadelphia for Dan Vaneetto, December 8, 1992. Became a free agent, July 1, 1993.

SHELDON KEEFE	RIGHT WING		#27, 28, 46	
YEAR	GP	G	A	TP
2000-01	49	4	0	4
2001-02	39	6	7	13
2002-03	37	2	5	7
TOTALS	125	12	12	24

Tampa Bay's second-round choice, 47th overall, in 1999 Entry Draft. Became a free agent July 1, 2004.

STEVE KELLY	CENTER		#11	
YEAR	GP	G	A	TP
1997-98	24	2	1	3
1998-99	4	1	3	4
TOTALS	58	3	4	7

Acquired from Edmonton with Bryan Marchment and Jason Bonsignore for Roman Hamrik and Paul Cormie, December 30, 1997. Traded to New Jersey for New Jersey's seventh-round choice (Brian Eklund) in 2000 Entry Draft, October 7, 1999.

DAN KESA	RIGHT WING		#25	
YEAR	GP	G	A	TP
1999-00	50	4	10	14

Signed as a free agent, September 6, 1999. Became a free agent, July 1, 2001.

ALEXANDER KHARITONOV	RIGHT WING		#36, 14	
YEAR	GP	G	A	TP
2000-01	66	7	15	22

Tampa Bay's third-round choice, 81st overall, in 2000 Entry Draft. Traded to NY Islanders with Adrian Aucoin for Mathieu Biron and the NY Islanders' second-round choice (later traded to Washington) in 2002 Entry Draft, June 22, 2001.

ALEX KILLORN	CENTER		#17	
YEAR	GP	G	A	TP
2012-13	38	7	12	19
2013-14	82	17	24	41
TOTALS	120	24	36	60
PLAYOFFS	GP	G	A	TP
2013-14	4	1	1	1

Tampa Bay's 3rd round draft choice, 77th overall, in the 2007 NHL Entry Draft.

GEOFF KINRADE	DEFENSE		#71	
YEAR	GP	G	A	TP
2008-09	1	0	0	0

Signed to an ATO on April 9, 2009. Became a free agent on July 1, 2009.

PETR KLIMA	RIGHT WING		#85	
YEAR	GP	G	A	TP
1993-94	75	28	27	55
1994-95	47	13	13	26
1995-96	67	22	30	52
TOTALS	189	63	70	133
PLAYOFFS	GP	G	A	TP
1995-96	4	2	0	2

Acquired from Edmonton for Tampa Bay's third-round choice (Brad Symes) in 1994 Entry Draft, June 16, 1993. Traded to Los Angeles for Los Angeles' fifth-round choice (Jan Sulc) in 1997 Entry Draft, August 22, 1996.

DAVID KOCI	LEFT WING		#33	
YEAR	GP	G	A	TP
2008-09	33	1	1	2

Signed as a free agent on July 3, 2008. Claimed off waivers by St. Louis on October 21, 2008. Claimed off waivers from St. Louis on November 20, 2008. Became a free agent on July 1, 2009.



ZENON KONOPKA		CENTER		#28	
YEAR	GP	G	A	TP	PIM
2008-09	7	0	1	1	29
2009-10	74	2	3	5	265
<b>TOTALS</b>	<b>81</b>	<b>2</b>	<b>4</b>	<b>6</b>	<b>294</b>

CHRIS KONTOS		LEFT WING		#16	
YEAR	GP	G	A	TP	PIM
1992-93	66	27	24	51	12

Signed as a free agent, July 21, 1992. Became a free agent, July 1, 1993.

<b>DIMITRY KOROBV</b>		<b>DEFENSE</b>		<b>#24</b>	
<b>YEAR</b>	<b>GP</b>	<b>G</b>	<b>A</b>	<b>TP</b>	<b>PIM</b>
2013-14	3	0	1	1	2
Signed as a free agent, August 2, 2012					

MICHAEL KOSTKA		DEFENSE		#21	
YEAR	GP	G	A	TP	PIM
2013-14	19	2	6	8	0
PLAYOFFS	GP	G	A	TP	PIM
2013-14	3	0	2	2	0
Claimed off waivers from Chicago Blackhawks, February 23, 2014					

LUKAS KRAJICEK		DEFENSE		#2	
YEAR	GP	G	A	TP	PIM
2008-09	71	2	17	19	48
2009-10	23	0	1	1	21
TOTALS	94	2	18	20	69

Acquired from Vancouver with LW Juraj Simek in exchange for Shane O'Brien and Michel Ouellet on October 6, 2008.  
Given outright release by Tampa Bay, signed with Philadelphia on January 31, 2010.

FLIP KUBA		DEFENSE		#71	
YEAR	GP	G	A	TP	PIM
2006-07	81	15	22	37	36
2007-08	75	6	25	31	40
TOTALS	156	21	47	68	76
PLAYOFFS	GP	G	A	TP	PIM
2006-07	6	1	4	5	4

Signed as a free agent on July 2, 2006. Traded to Ottawa with Alexandre Picard and a first round pick in 2009 (previously acquired) for Andrei Meszaros on August 29, 2008.

PAVEL KUBINA	DEFENSE			#3, 13	
	GP	G	A	TP	PIM
1997-98	10	1	2	3	22
1998-99	68	9	12	21	80
1999-00	69	8	18	26	93
2000-01	70	11	19	30	103
2001-02	82	11	23	34	106
2002-03	75	3	19	22	78
2003-04	81	17	18	35	85
2005-06	76	5	33	38	96
2010-11	79	4	19	23	62
2011-12	52	3	8	11	59
TOTALS	662	72	171	243	784
PLAYOFFS	GP	G	A	TP	PIM
2002-03	11	0	0	0	12
2003-04	22	0	4	4	50
2005-06	5	1	1	2	26
2010-11	8	2	1	3	10
TOTALS	46	3	6	9	98

Tampa Bay's seventh-round choice, 179th overall, in 1996 Entry Draft. Became a free agent on July 1, 2006. Signed as a free agent on July 2, 2010. Traded to Philadelphia in exchange for Jon Kalinski, a second round pick (2012 or 2013) and a fourth-round pick in the 2013 NHL Entry Draft on February 18, 2012.

NIKITA KUCHEROV		RIGHT WING		#86	
YEAR	GP	G	A	TP	PIM
2013-14	52	9	9	18	14
PLAYOFFS	6P	G	A	TP	PIM
2013-14	2	1	0	1	0

Tampa Bay's second-round draft choice, 58th overall, 2011 NHL Entry Draft.

KRISTIAN KUDROC		DEFENSE		#57	
YEAR	GP	G	A	TP	PIM
2000-01	22	2	2	4	36
2001-02	2	0	0	0	0
<b>TOTALS</b>	<b>24</b>	<b>2</b>	<b>2</b>	<b>4</b>	<b>36</b>

TROY MALLETTE					LEFT WING	#16
YEAR	GP	G	A	TP	PIM	
1997-98	3	0	0	0	7	

Signed as a free agent, October 2, 1997. Became a free agent, July 1, 1998.

RYAN MALONE					LEFT WING	#12,6
YEAR	GP	G	A	TP	PIM	
2008-09	70	26	19	45	98	
2009-10	69	21	26	47	68	
2010-11	54	14	24	38	51	
2011-12	68	20	28	48	82	
2012-13	24	6	2	8	22	
2013-14	57	5	10	15	67	
<b>TOTALS</b>	<b>342</b>	<b>92</b>	<b>109</b>	<b>201</b>	<b>388</b>	
PLAYOFFS	GP	G	A	TP	PIM	
2010-11	18	3	3	6	24	

Acquired from Pittsburgh with Gary Roberts in exchange for a third-round pick in the 2009 NHL Entry Draft on June 28, 2008.

STEVE MALTAIS					LEFT WING	#37
YEAR	GP	G	A	TP	PIM	
1992-93	63	7	13	20	35	

Claimed from Quebec in Expansion Draft, June 18, 1992. Traded to Detroit for Dennis Vial, June 8, 1993.

PAUL MARA					DEFENSE	#2,22
YEAR	GP	G	A	TP	PIM	
1998-99	1	1	1	2	0	
1999-00	54	7	11	18	73	
2000-01	46	6	10	16	40	
<b>TOTALS</b>	<b>101</b>	<b>14</b>	<b>22</b>	<b>36</b>	<b>113</b>	

Tampa Bay's first-round choice, seventh overall, in 1997 NHL Entry Draft. Traded to Phoenix with Mike Johnson, Ruslan Zainullin and NY Islanders second-round choice (Matthew Spiller) in 2001 Entry Draft (previously acquired by Nikolai Khabibulin and Stan Neckar, March 5, 2001).

BRYAN MARCHMENT					DEFENSE	#23
YEAR	GP	G	A	TP	PIM	
1997-98	22	2	4	6	43	

Acquired from Edmonton with Steve Kelly and Jason Bonsignore for Roman Hamrlik and Paul Comrie, December 30, 1997. Traded to San Jose with David Shaw and Tampa Bay's first-round choice (later traded to Nashville-Nashville selected David Legwand) in 1998 Entry Draft for Andrei Nazarov and Florida's first-round choice (Vincent Lecavalier) in 1998 Entry Draft (previously acquired by San Jose), March 24, 1998.

STEVE MARTINS					CENTER	#19
YEAR	GP	G	A	TP	PIM	
1999-00	57	5	7	12	37	
2000-01	20	1	1	2	13	
<b>TOTALS</b>	<b>77</b>	<b>6</b>	<b>8</b>	<b>14</b>	<b>50</b>	

Claimed off waivers from Ottawa, October 29, 1999. Traded to NY Islanders for a conditional choice in 2001 Entry Draft, January 4, 2001.

CHRIS MCALPINE					DEFENSE	#22
YEAR	GP	G	A	TP	PIM	
1999-00	10	1	1	2	10	

Acquired from St. Louis with Rich Parent for Stephane Richer, January 13, 2000. Traded to Atlanta for Mikko Kuparinen, March 11, 2000.

MIKE MCBAIN					DEFENSE	#2
YEAR	GP	G	A	TP	PIM	
1997-98	27	0	1	1	8	
1998-99	37	0	6	6	14	
<b>TOTALS</b>	<b>64</b>	<b>0</b>	<b>7</b>	<b>7</b>	<b>22</b>	

Tampa Bay's second-round choice, 30th overall, in 1995 Entry Draft. Traded to Montreal for Gordie Dwyer, November 26, 1999.

SANDY MCCARTHY					RIGHT WING	#10
YEAR	GP	G	A	TP	PIM	
1997-98	14	0	5	5	71	
1998-99	67	5	7	12	135	
<b>TOTALS</b>	<b>81</b>	<b>5</b>	<b>12</b>	<b>17</b>	<b>206</b>	

Claimed from St. Louis in Expansion Draft, June 18, 1992.

Traded to St. Louis with Doug Crossman and Tampa Bay's fourth-round choice (Andrei Petrakov) in 1996 Entry Draft for Jason Ruff and future considerations, January 28, 1993.

JOSEF MELICHR					DEFENSE	#6
YEAR	GP	G	A	TP	PIM	
2008-09	24	0	5	5	29	

Acquired from Carolina with Wade Brookbank and a fourth-round pick in 2009 in exchange for Jussi Jokinen on February 7. Became a free agent on July 1, 2009.

ANDREJ MESZAROS					DEFENSE	#14
YEAR	GP	G	A	TP	PIM	
2008-09	52	2	14	16	36	
2009-10	81	6	11	17	50	
<b>TOTALS</b>	<b>133</b>	<b>8</b>	<b>25</b>	<b>33</b>	<b>86</b>	

Acquired from Ottawa in exchange for Filip Kubsa, Alexandre Picard and a first-round pick in 2009 on August 29, 2008.

Traded to Philadelphia on July 1, 2010 in exchange for a second-round pick in the 2012 entry draft.

GLEN METROPOLIT					CENTER	#14
YEAR	GP	G	A	TP	PIM	
2001-02	2	0	0	0	0	

Claimed from Washington in NHL Waiver Draft, September 28, 2001. Claimed off waivers by Washington, October 20, 2001.

VLADIMIR MIHALIK					DEFENSE	#56
YEAR	GP	G	A	TP	PIM	
2008-09	11	0	3	3	6	
2009-10	4	0	0	0	2	
<b>TOTALS</b>	<b>15</b>	<b>0</b>	<b>3</b>	<b>3</b>	<b>8</b>	

Selected in the first round, 30th overall, at the 2005 NHL Entry Draft. Became a free agent on July 1, 2011.

BRENDAN MIKKELSON					DEFENSE	#29
YEAR	GP	G	A	TP	PIM	
2011-12	41	1	2	3	13	
2012-13	4	0	1	1	6	
<b>TOTALS</b>	<b>45</b>	<b>1</b>	<b>3</b>	<b>4</b>	<b>19</b>	

Acquired by Tampa Bay from Calgary in exchange for C Blair Jones on January 6, 2012.

CRAIG MILLAR					DEFENSE	#44, 32
YEAR	GP	G	A	TP	PIM	
2000-01	16	1	1	2	10	

Claimed off waivers from Nashville, October 25, 2000. Traded to Ottawa for John Emmons, March 13, 2001.

DREW MILLER					LEFT WING	#16
YEAR	GP	G	A	TP	PIM	
2009-10	14	0	0	0	2	

Acquired from Anaheim with a third-round pick in 2010 in exchange for RW Evgeny Artyukhin on August 13, 2009. Claimed off waivers by Detroit on November 11, 2009.

NORM MILLEY					RIGHT WING	#14
YEAR	GP	G	A	TP	PIM	
2005-06	14	2	1	3	4	

Signed as a free agent on August 18, 2005. Became a free agent July 1, 2008.

FREDRIK MODIN					LEFT WING	#33
YEAR	GP	G	A	TP	PIM	
1999-00	80	22	26	48	18	
2000-01	76	32	24	56	48	
2001-02	54	14	17	31	27	
2002-03	76	17	23	40	43	
2003-04	82	29	28	57	32	
2005-06	77	31	23	54	56	
<b>TOTALS</b>	<b>445</b>	<b>145</b>	<b>141</b>	<b>286</b>	<b>224</b>	
PLAYOFFS	GP	G	A	TP	PIM	
2002-03	11	2	0	2	18	
2003-04	23	8	11	19	10	
2005-06	5	0	0	0	6	
<b>TOTALS</b>	<b>39</b>	<b>10</b>	<b>11</b>	<b>21</b>	<b>34</b>	

Acquired from Toronto for Cory Cross and Tampa Bay's seventh-round choice (Ivan Kolozvary) in the 2001 Entry Draft, October 1, 1999. Traded to Columbus with Fredrik Norrena in exchange for Marc Denis on June 30, 2006.

MICHEL MONGEAU					CENTER	#20
YEAR	GP	G	A	TP	PIM	
1992-93	4	1	1	2	2	

Claimed from St. Louis in Expansion Draft, June 18, 1992.

Traded to Quebec with Martin Simard and Steve Tuttle for Herb Raglan, February 12, 1993.

Signed as a free agent on July 30, 2010. Traded to San Jose, along with a seventh-round pick in 2012, in exchange for a second-round pick in 2012 on February 16, 2012.

BRYAN MUIR					DEFENSE	#6
YEAR	GP	G	A	TP	PIM	
1999-00	30	1	1	2	32	
2000-01	10	0	3	3	15	
<b>TOTALS</b>	<b>40</b>	<b>1</b>	<b>4</b>	<b>5</b>	<b>47</b>	

Acquired from Chicago with Reid Simpson for Michael Nylander, November 12, 1999. Traded to Colorado for Colorado's eight-round choice (Dimitri Bezrukov) in 2001 Entry Draft, January 21, 2001.

CORY MURPHY					DEFENSE	#21
YEAR	GP	G	A	TP	PIM	
2008-09	25	5	10	15	12	

Claimed from off re-entry waivers from Florida on January 19, 2009. Became a free agent on July 1, 2009.

BRANT MYRHES					RIGHT WING	#27, 33, 74
YEAR	GP	G	A	TP	PIM	
1994-95	15	2	0	2	81	
1996-97	47	3	1	4	136	
<b>TOTALS</b>	<b>62</b>	<b>5</b>	<b>1</b>	<b>6</b>	<b>217</b>	

Tampa Bay's fifth-round choice, 97th overall, in 1992 Entry Draft. Traded to Edmonton with Toronto's third-round choice (Alex Henry) in 1998 Entry Draft (previously acquired by Tampa Bay) for Vladimir Vujtek and Edmonton's third-round choice (Dmitry Afanasev) in 1998 Entry Draft, July 16, 1997.

VLADISLAV NAMESTNIKOV					CENTER	#65
YEAR	GP	G	A	TP	PIM	
2013-14	4	0	0	0	4	

Selected in the first round, 27th overall, at the 2011 NHL Entry Draft.

ANDREI NAZAROV					LEFT WING	#62
YEAR	GP	G	A	TP	PIM	
1997-98	14	1	1	2	58	
1998-99	26	2	0	2	43	
<b>TOTALS</b>	<b>40</b>	<b>3</b>	<b>1</b>	<b>4</b>	<b>101</b>	

Acquired from San Jose with Florida's first-round choice (Vincent Lecavalier) in 1998 Entry Draft (previously acquired by San Jose) for Bryan Marchment, David Shaw and Tampa Bay's first-round choice (later traded to Nashville-Nashville selected David Legwand) in 1998 Entry Draft, March 24, 1998.

Traded to Calgary for Michael Nylander, January 18, 1999.

STAN NECKAR					DEFENSE	#2
YEAR	GP	G	A	TP	PIM	
2000-01	16	0	2	2	8	
2001-02	77	1	7	8	24	
2002-03	70	1	4	5	43	
<b>TOTALS</b>	<b>163</b>	<b>2</b>	<b>13</b>	<b>15</b>	<b>75</b>	

Acquired from Phoenix with Nikolai Khabibulin for Mike Johnson, Paul Mara, Ruslan Zainullin and NY Islanders second-round choice (Matthew Spiller) in 2001 Entry Draft (previously acquired), March 5, 2001. Became a free agent, July 1, 2003.

Was re-acquired by the Lightning from Nashville March 9, 2004 in exchange for a sixth-round choice in 2004. Became a free agent July 1, 2004.

JANNE NISKALA					DEFENSE	#29
YEAR	GP	G	A	TP	PIM	
2008-09	6	1	2	3	6	

Acquired from Philadelphia in exchange for a sixth-round pick in the 2009 NHL Entry Draft on June 30, 2008. Became a free agent on July 1, 2009.

JEFF NORTON					DEFENSE	#6
YEAR	GP	G	A	TP	PIM	
1996-97	13	0	5	5	16	
1997-98	37	4	6	10	26	
<b>TOTALS</b>	<b>50</b>	<b>4</b>	<b>11</b>	<b>15</b>	<b>42</b>	

Acquired from Edmonton for Drew Bannister and Tampa Bay's sixth-round choice (Peter Saraf) in 1997 Entry Draft, March 18, 1997. Traded to Florida with Dino Ciccarelli for Mark Fitzpatrick and Jody Hull, January 15, 1998.

MICHAEL NYLANDER					CENTER	#8, 9
YEAR	GP	G	A	TP	PIM	
1998-99	33	4	10	14	8	
1999-00	11	1	2	3	4	
<b>TOTALS</b>	<b>44</b>	<b>5</b>	<b>12</b>	<b>17</b>	<b>12</b>	

Acquired from Calgary for Andrei Nazarov, January 19, 1999. Traded to Chicago for Bryan Muir and Reid Simpson, November 12, 1999.

DOUG O'BRIEN					DEFENSE	#39
YEAR	GP	G	A	TP	PIM	
2005-06	5	0	0	0	2	

Tampa Bay's sixth-round pick, 192nd overall, at the 2003 entry draft. Traded to Anaheim for D Jue Rullier on February 27, 2007.





SHANE O'BRIEN	DEFENSE	#55			
YEAR	GP	G	A	TP	PIM
2006-07	18	0	2	2	36
2007-08	77	4	17	21	154
2008-09	1	0	0	0	0
<b>TOTALS</b>	<b>96</b>	<b>4</b>	<b>19</b>	<b>23</b>	<b>190</b>
PLAYOFFS	GP	G	A	TP	PIM
2006-07	6	0	0	0	12

Acquired from Anaheim with third-round pick in 2007 in exchange for G Gerald Coleman and a first-round pick in 2007. Traded to Vancouver with Michel Ouellet in exchange for Lukas Krajcek on October 6, 2008.

EVAN OBERG	DEFENSE	#43			
YEAR	GP	G	A	TP	PIM
2011-12	3	0	0	0	0

Acquired from Florida, along with D Mike Kostka, in exchange for C James Wright and D Mike Vernace on December 2, 2011.

MATTIAS OHLUND	DEFENSE	#5			
YEAR	GP	G	A	TP	PIM
2009-10	67	0	13	13	59
2010-11	72	0	5	5	70
2011-12	Did Not Play - INJ				
2012-13	Did Not Play - INJ				
2013-14	Did Not Play - INJ				
<b>TOTALS</b>	<b>139</b>	<b>0</b>	<b>18</b>	<b>18</b>	<b>129</b>
PLAYOFFS	GP	G	A	TP	PIM
2010-11	18	1	2	3	8

Signed as a free agent on July 1, 2009.

JIMMIE OLVESTAD	LEFT WING	#41			
YEAR	GP	G	A	TP	PIM
2001-02	74	3	11	14	24
2002-03	37	0	3	3	16
<b>TOTALS</b>	<b>111</b>	<b>3</b>	<b>14</b>	<b>17</b>	<b>40</b>

Tampa Bay's third-round choice, 88th overall, in 1999 Entry Draft. Signed with the Djurgardens IF of the Elitserien on April 27, 2004.

KEITH OSBORNE	RIGHT WING	#15			
YEAR	GP	G	A	TP	PIM
1992-93	11	1	1	2	8

Claimed from Toronto in Expansion Draft, June 18, 1992. Became a free agent, July 1, 1993.

MICHEL OUELLET	RIGHT WING	#7			
YEAR	GP	G	A	TP	PIM
2007-08	64	17	19	36	12

Signed as a free agent on July 1, 2007. Traded to Vancouver with Shane O'Brien in exchange for Lukas Krajcek on October 6, 2008.

ONDREJ PALAT	LEFT WING	#74, 18			
YEAR	GP	G	A	TP	PIM
2012-13	14	2	2	4	0
2013-14	81	23	36	59	20
<b>TOTALS</b>	<b>95</b>	<b>25</b>	<b>38</b>	<b>63</b>	<b>20</b>
PLAYOFFS	GP	G	A	TP	PIM
2013-14	3	2	1	3	0

Tampa Bay's seventh round draft choice, 208th overall in the 2011 NHL Entry Draft.

RICHARD PANIK	RIGHT WING	#71			
YEAR	GP	G	A	TP	PIM
2012-13	25	5	4	9	4
2013-14	50	3	10	13	21
<b>TOTALS</b>	<b>75</b>	<b>8</b>	<b>14</b>	<b>22</b>	<b>25</b>
PLAYOFFS	GP	G	A	TP	PIM
2013-14	2	0	0	0	4

Tampa Bay's second round draft choice, 52nd overall in the 2009 NHL Entry Draft.

CEORIC PAQUETTE	CENTER	#54			
YEAR	GP	G	A	TP	PIM
2013-14	2	0	1	1	0
PLAYOFFS	GP	G	A	TP	PIM
2013-14	4	0	2	2	16

Tampa Bay's fourth round draft choice, 101st overall in the 2012 NHL Entry Draft.

MARK PARRISH	RIGHT WING	#16, 37			
YEAR	GP	G	A	TP	PIM
2009-10	16	0	2	2	4

Signed as a free agent on February 9, 2010. Became a free agent on July 1, 2010.

ERIC PERRIN	CENTER	#9			
YEAR	GP	G	A	TP	PIM
2003-04	4	0	0	0	0
2006-07	82	13	23	36	30
<b>TOTALS</b>	<b>86</b>	<b>13</b>	<b>23</b>	<b>36</b>	<b>30</b>
PLAYOFFS	GP	G	A	TP	PIM
2003-04	12	0	1	1	6
2006-07	6	1	1	2	2
<b>TOTALS</b>	<b>18</b>	<b>1</b>	<b>2</b>	<b>3</b>	<b>8</b>

Signed as a free agent on June 19, 2003. Became a free agent on July 1, 2007.

BRENT PETERSON	LEFT WING	#17, 27, 47			
YEAR	GP	G	A	TP	PIM
1996-97	17	2	0	2	4
1997-98	19	5	0	5	2
1998-99	20	2	1	3	0
<b>TOTALS</b>	<b>56</b>	<b>9</b>	<b>1</b>	<b>10</b>	<b>6</b>

Tampa Bay's first-round choice, third overall, in 1993 Supplemental Draft. Traded to Pittsburgh for future considerations, March 18, 1999.

RICHARD PETIOT	DEFENSE	#50			
YEAR	GP	G	A	TP	PIM
2008-09	11	0	3	3	21

Acquired from Toronto in exchange for Olaf Kolzig, Jamie Heward, Andy Rogers and a fourth-round pick in 2009 on March 4, 2009. Signed by Tampa Bay as a free agent on July 2, 2011.

MICHEL PETIT	DEFENSE	#95			
YEAR	GP	G	A	TP	PIM
1995-96	45	4	7	11	108
PLAYOFFS	GP	G	A	TP	PIM
1995-96	6	0	0	0	20

Acquired from Los Angeles for Steven Finn, November 13, 1995. Became a free agent, July 1, 1996.

ROBERT PETROVICKY	CENTER	#14			
YEAR	GP	G	A	TP	PIM
1998-99	28	3	4	7	6
1999-00	43	7	10	17	14
<b>TOTALS</b>	<b>71</b>	<b>10</b>	<b>14</b>	<b>24</b>	<b>20</b>

Signed as a free agent, February 14, 1999. Became a free agent, July 1, 2000.

MATT PETTINGER	LEFT WING	#24			
YEAR	GP	G	A	TP	PIM
2008-09	59	8	7	15	24

Claimed off waivers from Vancouver on October 31, 2008. Became a free agent on July 1, 2009.

ALEXANDRE PICARD	DEFENSE	#2			
YEAR	GP	G	A	TP	PIM
2007-08	20	3	3	6	8

Acquired from Philadelphia with a conditional draft pick in 2009 in exchange for Vlastislav Prospal on February 25, 2008. Traded to Ottawa with Filip Kuba on a first-round pick in the 2009 NHL Entry Draft (previously acquired) in exchange for Andrej Meszaros on August 29, 2008.

AORIEN PLANSIC	DEFENSE	#6			
YEAR	GP	G	A	TP	PIM
1994-95	15	2	1	3	4
1995-96	7	1	2	3	6
<b>TOTALS</b>	<b>22</b>	<b>3</b>	<b>3</b>	<b>6</b>	<b>10</b>

Acquired from Vancouver for Tampa Bay's fifth-round choice (David Darguzas) in 1997 Entry Draft, March 23, 1995. Became a free agent, July 1, 1996.

RUDE POESCHKE	DEFENSE	#20			
YEAR	GP	G	A	TP	PIM
1993-94	71	3	6	9	118
1994-95	25	1	1	2	92
1995-96	57	1	3	4	88
1996-97	60	0	6	6	120
<b>TOTALS</b>	<b>213</b>	<b>5</b>	<b>16</b>	<b>21</b>	<b>418</b>
PLAYOFFS	GP	G	A	TP	PIM
1995-96	3	0	0	0	12

Signed as a free agent, August 10, 1993. Became a free agent, July 1, 1997.

MARK POSMYK	DEFENSE	#18			
YEAR	GP	G	A	TP	PIM
1999-00	18	1	2	3	20
2000-01	1	0	0	0	0
<b>TOTALS</b>	<b>19</b>	<b>1</b>	<b>2</b>	<b>3</b>	<b>20</b>

Acquired from Toronto with Mike Johnson and Toronto's fifth- (Pavel Sedov) and sixth-round choices (Aaron Gionet) in 2000 Entry Draft for Darcy Tucker and Tampa Bay's fourth-round choice (Miguel Delisle) in 2000 Entry Draft, February 9, 2000. Became a free agent July 1, 2001.

PATRICK POULIN	LEFT WING	#28			
YEAR	GP	G	A	TP	PIM
1995-96	8	0	1	1	0
1996-97	73	12	14	26	56
1997-98	44	2	7	9	19
<b>TOTALS</b>	<b>125</b>	<b>14</b>	<b>22</b>	<b>36</b>	<b>75</b>

Acquired with Igor Ulanov and Chicago's second-round choice (later traded to New Jersey-New Jersey selected Pierre Dagenais) in 1996 Entry Draft for Enrico Ciccone and Tampa Bay's second-round choice (Jeff Paul) in 1996 Entry Draft, March 20, 1996. Traded to Montreal with Mick Vukota and Igor Ulanov for Stephane Richer, Darcy Tucker and David Wilkie, January 15, 1998.

BENOIT POULIOT	LEFT WING	#67			
YEAR	GP	G	A	TP	PIM
2012-13	34	8	12	20	15

Acquired from Boston for Michel Ouellet and Tampa Bay's 5th round choice (Seth Griffith) in the 2012 Entry Draft, June 23, 2012.

MARC-ANDRE POULIOT	CENTER	#34			
YEAR	GP	G	A	TP	PIM
2010-11	3	0	0	0	0

Signed as a free agent on July 23, 2010. Became a free agent on July 1, 2011.

NOLAN PRATT	DEFENSE	#44			
YEAR	GP	G	A	TP	PIM
2001-02	46	0	3	3	51
2002-03	67	1	7	8	35
2003-04	58	1	3	4	42
2005-06	82	0	9	9	60
2006-07	81	1	7	8	44
<b>TOTALS</b>	<b>334</b>	<b>3</b>	<b>29</b>	<b>32</b>	<b>232</b>
PLAYOFFS	GP	G	A	TP	PIM
2002-03	4	0	1	1	0
2003-04	20	0	0	0	8
2005-06	5	0	0	0	7
2006-07	6	0	0	0	5
<b>TOTALS</b>	<b>35</b>	<b>0</b>	<b>1</b>	<b>1</b>	<b>20</b>

Acquired from Colorado for Los Angeles' sixth-round choice (Scott Horvath) in 2001 Entry Draft (previously acquired), June 24, 2001. Became a free agent on July 1, 2007.

WAYNE PRIMEAU	CENTER	#22			
YEAR	GP	G	A	TP	PIM
1998-99	17	2	3	5	25
2000-01	47	2	13	15	77
<b>TOTALS</b>	<b>64</b>	<b>4</b>	<b>16</b>	<b>20</b>	<b>102</b>

Acquired from Buffalo with Brian Holzinger, Cory Sarich and Buffalo's third-round choice (Alexander Khramtsov) in 2000 Entry Draft for Chris Gratton and Tampa Bay's second-round choice (Derek Roy) in 2001 Entry Draft, March 10, 2000. Traded to Pittsburgh for Matthew Barnaby on February 1, 2001.

VACLAV PROSPAL	CENTER	#20			
YEAR	GP	G	A	TP	PIM
2001-02	81	18	37	55	38
2002-03	80	22	57	79	53
2005-06	81	25	55	80	50
2006-07	82	14	41	55	36
2007-08	62	29	28	57	39
2008-09	82	19	26	45	52
<b>TOTALS</b>	<b>468</b>	<b>127</b>	<b>244</b>	<b>371</b>	<b>268</b>
PLAYOFFS	GP	G	A	TP	PIM
2002-03	11	4	2	6	8
2005-06	5	0	2	2	0
2006-07	6	1	4	5	4
<b>TOTALS</b>	<b>22</b>	<b>5</b>	<b>8</b>	<b>13</b>	<b>12</b>

Acquired from Florida for Ryan Johnson and a sixth-round choice in the 2003 Entry Draft, July 10, 2001. Became a free agent on July 1, 2003. Re-acquired from Anaheim August 16, 2004 in exchange for a second-round draft pick in 2005. Traded to Philadelphia in exchange for Alexandre Picard and a conditional draft pick in 2009 on February 25, 2008. Bought out of his contract on July 28, 2009.

TEDDY PURCELL	RIGHT WING	#16			
YEAR	GP	G	A	TP	PIM
2009-10	19	3	6	9	6
2010-11	81	17	34	51	10
2011-12	81	24	41	65	16
2012-13	48	11	25	26	12
2013-14	81	12	30	42	14
<b>TOTALS</b>	<b>310</b>	<b>67</b>	<b>136</b>	<b>193</b>	<b>58</b>
PLAYOFFS	GP	G	A	TP	PIM
2010-11	18	6	11	17	2
2013-14	4	1	0	1	0
<b>TOTALS</b>	<b>22</b>	<b>7</b>	<b>11</b>	<b>18</b>	<b>2</b>

Acquired from Los Angeles with a third-round pick in 2010 in exchange for C Jeff Halpern on March 3, 2010.





TOM PYATT		CENTER		#11	
YEAR	GP	G	A	TP	PTM
2011-12	74	12	7	19	8
2012-13	43	8	8	16	12
2013-14	27	3	4	7	4
<b>TOTALS</b>	<b>144</b>	<b>23</b>	<b>19</b>	<b>42</b>	<b>24</b>
PLAYOFFS		GP		A	
YEAR	GP	G	A	TP	PTM
2013-14	1	0	0	0	0

Signed by Tampa Bay as a free agent on July 6, 2011.

KEVIN QUICK		DEFENSE		#51	
YEAR	GP	G	A	TP	PTM
2008-09	6	0	1	1	0

Selected in the third round, 78th overall, at the 2006 NHL Entry Draft. Became a free agent July 1, 2012.

YVES RACINE		DEFENSE		#33	
YEAR	GP	G	A	TP	PTM
1997-98	60	0	8	8	41

Signed as a free agent, July 16, 1997. Became a free agent, July 1, 1998.

HERB RAGLAN		RIGHT WING		#8	
YEAR	GP	G	A	TP	PTM
1992-93	2	0	0	0	2

Acquired from Quebec for Martin Simard, Steve Tuttle and Michel Mongeau, February 12, 1993. Contract bought out, August 1, 1993.

ROB RAMAGE		DEFENSE		#5	
YEAR	GP	G	A	TP	PTM
1992-93	66	5	12	17	138

Claimed by Tampa Bay from Minnesota in Expansion Draft, June 18, 1992. Traded to Montreal for Eric Charron, Alain Cote and future considerations (Donald Dufresne, June 18, 1993), March 20, 1993.

PAUL RANGER		DEFENSE		#54	
YEAR	GP	G	A	TP	PTM
2005-06	78	1	17	18	58
2006-07	72	4	24	28	42
2007-08	72	10	21	31	56
2008-09	42	2	11	13	56
2009-10	8	1	1	2	6
<b>TOTALS</b>	<b>270</b>	<b>18</b>	<b>74</b>	<b>92</b>	<b>218</b>
PLAYOFFS		GP		A	
YEAR	GP	G	A	TP	PTM
2005-06	5	2	4	6	0
2006-07	6	0	1	1	4
<b>TOTALS</b>	<b>11</b>	<b>2</b>	<b>5</b>	<b>7</b>	<b>4</b>

Tampa Bay's sixth-round pick, 193rd overall, at the 2002 Entry Draft.

MARK RECCHI		RIGHT WING		#8	
YEAR	GP	G	A	TP	PTM
2008-09	62	13	32	46	20

Signed as a free agent on July 8, 2008. Traded to Boston with a second-round pick in 2010 in exchange for Matt Lashoff and Martins Karsums on March 4, 2009.

JOE REEKIE		DEFENSE		#29	
YEAR	GP	G	A	TP	PTM
1992-93	42	2	11	13	69
1993-94	73	1	11	12	127
<b>TOTALS</b>	<b>115</b>	<b>3</b>	<b>22</b>	<b>25</b>	<b>196</b>

Claimed from NY Islanders in Expansion Draft, June 18, 1992. Traded to Washington for Enrico Ciccone, Washington's third-round choice (later traded to Anaheim-Anaheim selected Craig Reicher(t) in 1994 Entry Draft and the return of draft choices transferred in the Pat Elynuik trade, March 21, 1994.

DARRIN REID		RIGHT WING		#46	
YEAR	GP	G	A	TP	PTM
2005-06	7	0	1	1	0

Tampa Bay's eighth-round pick, 256th overall, at the 2002 Entry Draft. Traded to Philadelphia for C Daniel Corso on November 9, 2006.

MIKAEEL RENBERG		RIGHT WING		#20	
YEAR	GP	G	A	TP	PTM
1997-98	68	16	22	38	34
1998-99	20	4	8	12	4
<b>TOTALS</b>	<b>88</b>	<b>20</b>	<b>30</b>	<b>50</b>	<b>38</b>

Acquired from Philadelphia with Karl Dykhuus for Philadelphia's first-round choices in 1998 (Simon Gagne), 1999 (Maxime Ouellet), 2000 (Dustin Williams), and 2001 (later traded to Ottawa-Ottawa selected Tim Gleason) Entry Drafts (all previously acquired by Tampa Bay), August 20, 1997. Traded to Philadelphia with Daymond Langkow for Chris Gratton and Mike Sillinger, December 12, 1998.

BRAD RICHARDS		CENTER		#19	
YEAR	GP	G	A	TP	PTM
2000-01	82	21	41	62	14
2001-02	82	20	42	62	13
2002-03	80	17	57	74	24
2003-04	82	26	53	79	12
2004-05	82	23	68	91	32
2005-06	82	25	45	70	23
2006-07	82	18	33	51	15
2007-08	62	18	33	51	15
<b>TOTALS</b>	<b>552</b>	<b>150</b>	<b>339</b>	<b>489</b>	<b>133</b>
PLAYOFFS		GP		A	
YEAR	GP	G	A	TP	PTM
2002-03	11	0	5	5	12
2003-04	23	12	14	26	4
2004-05	5	3	5	8	6
2005-06	6	3	5	8	6
<b>TOTALS</b>	<b>45</b>	<b>18</b>	<b>29</b>	<b>47</b>	<b>28</b>

Tampa Bay's third-round choice, 64th overall, in 1998 Entry Draft. Traded to Dallas with Johan Holmqvist in exchange for Mike Smith, Jeff Halpern, Jussi Jokinen and a fourth-round pick in 2009 on February 26, 2008.

LUKE RICHARDSON		DEFENSE		#7	
YEAR	GP	G	A	TP	PTM
2006-07	27	0	3	3	16

Signed as a free agent on July 11, 2006. Became a free agent on July 1, 2007.

STEPHANE J.G. RICHER		DEFENSE		#2	
YEAR	GP	G	A	TP	PTM
1992-93	3	0	0	0	0

Signed as a free agent, July 29, 1992. Traded to Boston for Bob Beers, October 28, 1992.

STEPHANE J.J. RICHER		RIGHT WING		#44	
YEAR	GP	G	A	TP	PTM
1987-88	26	9	11	20	36
1988-89	64	12	21	33	22
1989-90	20	7	5	12	4
<b>TOTALS</b>	<b>110</b>	<b>28</b>	<b>37</b>	<b>65</b>	<b>62</b>

Acquired from Montreal with Darcy Tucker and David Wilkie for Patrick Poulin, Mick Vukota and Igor Ulanov, January 15, 1998. Traded to St. Louis for Rich Parent and Chris McAlpine, January 13, 2000.

MATTIAS RITOLA		CENTER		#21	
YEAR	GP	G	A	TP	PTM
2010-11	31	4	4	8	11
2011-12	5	0	0	6	6
<b>TOTALS</b>	<b>36</b>	<b>4</b>	<b>4</b>	<b>8</b>	<b>17</b>
PLAYOFFS		GP		A	
YEAR	GP	G	A	TP	PTM
2010-11	1	0	0	0	0

Claimed off of waivers from Detroit on October 5, 2010. Contract terminated on November 9, 2011.

SHAWN RIVERS		DEFENSE		#3	
YEAR	GP	G	A	TP	PTM
1992-93	4	0	2	2	2

Signed as a free agent, June 29, 1992. Became a free agent, July 1, 1995.

GARY ROBERTS		LEFT WING		#10	
YEAR	GP	G	A	TP	PTM
2008-09	30	4	3	7	27

Acquired from Pittsburgh with Ryan Malone in exchange for a third-round pick in 2009 on June 28, 2008. Retired March 10, 2009.

NORMAND ROCHEFORT		DEFENSE		#5	
YEAR	GP	G	A	TP	PTM
1993-94	6	0	0	0	10

Signed as a free agent, September 27, 1993. Became a free agent, July 1, 1994.

DALE ROMINSKI		RIGHT WING		#51	
YEAR	GP	G	A	TP	PTM
1999-00	3	0	1	1	2

Signed as a free agent, July 16, 1999. Became a free agent on July 1, 2001.

ANDRE ROY		RIGHT WING		#36	
YEAR	GP	G	A	TP	PTM
2001-02	9	1	1	2	63
2002-03	62	10	7	17	119
2003-04	33	1	1	2	78
2006-07	51	1	2	3	116
2007-08	63	4	3	7	108
<b>TOTALS</b>	<b>218</b>	<b>17</b>	<b>14</b>	<b>31</b>	<b>484</b>
PLAYOFFS		GP		A	
YEAR	GP	G	A	TP	PTM
2002-03	5	0	1	1	2
2003-04	21	1	2	3	61
2006-07	6	0	0	0	17
<b>TOTALS</b>	<b>32</b>	<b>1</b>	<b>3</b>	<b>4</b>	<b>80</b>

Acquired from Ottawa with a sixth-round choice in the 2003 Entry Draft for Juha Ylonen, March 15, 2002. Claimed off waivers from Pittsburgh on December 2, 2006. Became a free agent on July 1, 2008.

MATHIEU ROY		DEFENSE		#28	
YEAR	GP	G	A	TP	PTM
2010-11	4	0	0	0	2
2012-13	1	0	0	0	0
<b>TOTALS</b>	<b>5</b>	<b>0</b>	<b>0</b>	<b>0</b>	<b>2</b>

Signed as a free agent on July 28, 2010. Became a free agent on July 1, 2011. Signed as a free agent by Tampa Bay on April 23, 2013.

GAETAN ROYER		RIGHT WING		#54	
YEAR	GP	G	A	TP	PTM
2001-02	3	0	0	0	2

Signed as a free agent, October 19, 2001. Became a free agent on July 1, 2002.

JASON RUFF		LEFT WING		#8, 20	
YEAR	GP	G	A	TP	PTM
1992-93	1	0	0	0	0
1993-94	6	1	2	3	2
<b>TOTALS</b>	<b>7</b>	<b>1</b>	<b>2</b>	<b>3</b>	<b>2</b>

Acquired from St. Louis with future considerations for Doug Crossman, Basil McCrae and Tampa Bay's fourth-round choice (Andrei Petukov) in 1996 Entry Draft, January 28, 1993. Became a free agent, July 1, 1996.

DARREN RUMBLE		DEFENSE		#38	
YEAR	GP	G	A	TP	PTM
2002-03	19	0	0	0	6
2003-04	5	0	0	0	2
<b>TOTALS</b>	<b>24</b>	<b>0</b>	<b>0</b>	<b>0</b>	<b>8</b>

Signed as a free agent on September 11, 2002. Became a free agent July 1, 2004.

MARTIN ST. LOUIS		RIGHT WING		#26	
YEAR	GP	G	A	TP	PTM
2000-01	78	18	22	40	12
2001-02	53	16	19	35	20
2002-03	82	33	37	70	32
2003-04	82	38	56	94	24
2005-06	80	31	30	61	38
2006-07	82	43	59	102	28
2007-08	82	25	58	83	26
2008-09	82	30	50	80	14
2009-10	82	29	65	94	12
2010-11	82	31	68	99	12
2011-12	77	25	49	74	16
2012-13	48	17	43	60	14
2013-14	62	29	32	61	6
<b>TOTALS</b>	<b>972</b>	<b>365</b>	<b>588</b>	<b>953</b>	<b>254</b>
PLAYOFFS		GP		A	
YEAR	GP	G	A	TP	PTM
2002-03	11	7	5	12	0
2003-04	23	9	15	24	14
2005-06	5	4	0	4	2
2006-07	6	3	5	8	8
2010-11	18	10	10	20	4
<b>TOTALS</b>	<b>63</b>	<b>33</b>	<b>35</b>	<b>68</b>	<b>28</b>

Signed as a free agent, July 31, 2000.

SAMIT SALO		DEFENSE		#6	
YEAR	GP	G	A	TP	PTM
2012-13	46	2	15	17	16
2013-14	71	4	13	17	18
<b>TOTALS</b>	<b>117</b>	<b>6</b>	<b>28</b>	<b>34</b>	<b>34</b>
PLAYOFFS		GP		A	
YEAR	GP	G	A	TP	PTM
2013-14	2	0	0	0	0

Signed as a free agent, July 1, 2012.

KJELL SAMUELSSON		DEFENSE		#28	
YEAR	GP	G	A	TP	PTM
1998-99	46	1	4	5	38

Signed as a free agent, October 13, 1998. Retired, April 16, 1998.

CORY SARICH		DEFENSE		#21	
YEAR	GP	G	A	TP	PIM
1999-00	17	0	2	2	4
2000-01	73	1	8	9	10
2001-02	72	0	11	11	10
2002-03	82	5	9	14	6
2003-04	82	3	16	19	8
2005-06	82	1	14	15	7
2006-07	82	0	15	15	7
TOTALS	490	10	75	85	55
PLAYOFFS	GP	G	A	TP	PIM
2002-03	11	0	2	2	0
2003-04	23	0	2	2	2
2005-06	5	0	1	1	4
2006-07	6	0	0	0	0
TOTALS	45	0	5	5	6

Acquired from Buffalo with Brian Holzinger, Wayne Primeau and Buffalo's third-round choice (Alexander Kharitonov) in 2000 Entry Draft for Chris Gratton and Tampa Bay's second-round choice (Derek Roy) in 2001 Entry Draft, March 10, 2000. Became a free agent on July 1, 2007.

DENIS SAVARO		CENTER		#9, 18	
YEAR	GP	G	A	TP	PIM
1993-94	74	18	28	46	106
1994-95	31	6	11	17	10
<b>TOTALS</b>	<b>105</b>	<b>24</b>	<b>39</b>	<b>63</b>	<b>116</b>

Signed as a free agent, July 29, 1993. Traded to Chicago for Chicago's sixth-round choice (Xavier Delisle) in 1996 Entry Draft, April 6, 1995.

BRANDON SEGAL		RIGHT WING		#53	
YEAR	GP	G	A	TP	PIM
2008-09	2	0	0	0	0
2011-12	10	0	0	0	4
<b>TOTALS</b>	<b>12</b>	<b>0</b>	<b>0</b>	<b>0</b>	<b>4</b>

Acquired from Anaheim with a seventh-round draft pick in 2008 in exchange for Jay Leach on February 26, 2008.

Became a free agent on July 1, 2009. Acquired from Chicago in exchange for RW Matt Fornataro on February 21, 2012. Became a free agent on July 1, 2012.

ALEX SELIVANOV		RIGHT WING		#29, 61	
YEAR	GP	G	A	TP	PIM
1994-95	43	10	6	16	14
1995-96	79	31	21	52	93
1996-97	69	15	18	33	61
1997-98	70	16	19	35	85
1998-99	43	6	13	19	18
<b>TOTALS</b>	<b>304</b>	<b>78</b>	<b>77</b>	<b>155</b>	<b>271</b>

**PLAYOFFS** 6P 6 2 2 4 6  
Acquired from Philadelphia for Philadelphia's fourth-round choice (Radovan Somik) in 1995 Entry Draft (previously acquired by Tampa Bay), September 6, 1994. Traded to Edmonton for Alexander Daigle, January 29, 1999.

ALEXANDER SEMAK		CENTER		#27	
YEAR	GP	G	A	TP	PIM
1994-95	22	5	5	10	12

Acquired from New Jersey with Ben Hankinson for Shawn Chambers and Danton Cole, March 14, 1995. Traded to NY Islanders for NY Islanders' fifth-round choice (Karel Betlik) in 1997 Entry Draft, September 14, 1995.

ANATOLI SEMENOV		CENTER/LEFT WING		#9	
YEAR	GP	G	A	TP	PIM
1992-93	13	2	3	5	4

Claimed from Edmonton in Expansion Draft, June 18, 1992. Traded to Vancouver for Dave Capuano and Vancouver's fourth-round choice (later traded to New Jersey; later traded to Calgary; Calgary selected Ryan Duthie) in 1994 Entry Draft, November 3, 1992.

RYAN SHANNON		RIGHT WING		#22	
TEAM	GP	G	A	TP	PIM
2011-12	45	4	8	12	10

Signed by Tampa Bay as a free agent on July 7, 2011. Became a free agent on July 1, 2012.

DAVID SHAW		DEFENSE		#27	
YEAR	GP	G	A	TP	PIM
1995-96	66	1	11	12	64
1996-97	57	1	10	11	72
1997-98	14	0	2	2	12
<b>TOTALS</b>	<b>137</b>	<b>2</b>	<b>23</b>	<b>25</b>	<b>148</b>

**PLAYOFFS** 6P 6 0 1 1 4  
Acquired from Boston for Detroit's third-round choice (Jason Doyle) in 1996 Entry Draft (previously acquired by Tampa Bay), August 17, 1995. Traded to San Jose with Bryan Marchment and Tampa Bay's first-round choice (later traded to Nashville; Nashville selected David Legwand) in 1998 Entry Draft for Andrew Nazarov and Florida's first-round choice (Vincent Lecavalier) in 1998 Entry Draft (previously acquired by San Jose), March 24, 1998.

JEFF SHEVALIER		LEFT WING		#9	
YEAR	GP	G	A	TP	PIM
1999-00	5	0	0	0	2

Signed as a free agent, July 5, 1993. Traded to Ottawa for future considerations, March 8, 2000.

MIKE SILLINGER		RIGHT WING		#18, 26	
YEAR	GP	G	A	TP	PIM
1998-99	79	8	5	13	36
1999-00	67	19	25	44	86
<b>TOTALS</b>	<b>146</b>	<b>27</b>	<b>30</b>	<b>57</b>	<b>122</b>

Acquired from Philadelphia with Chris Gratton for Michael Renberg and Daymond Langkow, December 12, 1998. Traded to Florida for Ryan Johnson and Wayne Hay, March 14, 2000.

MARTIN SIMARD		RIGHT WING		#13	
YEAR	GP	G	A	TP	PIM
1992-93	7	0	0	0	11

Acquired from Quebec to complete June 19, 1992 trade which sent Tim Hunter to Quebec for future considerations, September 14, 1992. Traded to Quebec with Steve Tuttle and Michel Mongeau for Herb Raglan, February 12, 1993.

REID SIMPSON		LEFT WING		#24	
YEAR	GP	G	A	TP	PIM
1999-00	26	1	0	1	103

Acquired from Chicago with Bryan Muir for Michael Nylander, November 12, 1999. Became a free agent, July 1, 2000.

ANDREI SKOPINTSEV		DEFENSE		#46	
YEAR	GP	G	A	TP	PIM
1998-99	19	1	1	2	10
1999-00	4	0	0	0	6
<b>TOTALS</b>	<b>23</b>	<b>1</b>	<b>1</b>	<b>2</b>	<b>16</b>

Tampa Bay's sixth-round choice, 153rd overall, in 1997 Entry Draft. Became a free agent, July 1, 2000.

MATT SMABY		DEFENSE		#32	
YEAR	GP	G	A	TP	PIM
2007-08	14	0	0	0	12
2008-09	43	0	4	4	50
2009-10	33	0	2	2	27
2010-11	32	0	6	6	17
<b>TOTALS</b>	<b>122</b>	<b>0</b>	<b>6</b>	<b>6</b>	<b>106</b>

Tampa Bay's second-round selection, 41st overall, at the 2003 NHL Entry Draft. Became a free agent July 1, 2011.

TREVOR SMITH		CENTER		#24	
YEAR	GP	G	A	TP	PIM
2011-12	16	2	3	5	4

Signed by Tampa Bay as a free agent on July 5, 2011. Became a free agent on July 1, 2012.

RADEK SMOLENAK		LEFT WING		#52	
YEAR	GP	G	A	TP	PIM
2008-09	6	0	1	1	10

Selected in the third round, 73rd overall, at the 2005 NHL Entry Draft. Claimed off waivers by Chicago on September 27, 2009. Claimed off waivers from Chicago on October 9, 2009. Became a free agent on July 1, 2010.

COREY SPRING		RIGHT WING		#20, 28	
YEAR	GP	G	A	TP	PIM
1997-98	8	1	0	1	10
1998-99	8	0	1	1	2
<b>TOTALS</b>	<b>16</b>	<b>1</b>	<b>1</b>	<b>2</b>	<b>12</b>

Signed as a free agent, July 24, 1995. Became a free agent, July 1, 2000.

STEVEN STAMKOS		CENTER		#91	
YEAR	GP	G	A	TP	PIM
2008-09	79	23	23	46	39
2009-10	82	51	44	95	38
2010-11	82	45	46	91	74
2011-12	82	60	37	97	66
2012-13	48	29	28	57	32
2013-14	37	25	15	40	18
<b>TOTALS</b>	<b>410</b>	<b>233</b>	<b>193</b>	<b>426</b>	<b>267</b>

**PLAYOFFS** 6P 6 6 7 13 6  
2010-11 18 6 7 13 6  
2013-14 4 2 2 4 6  
**TOTALS** 22 8 9 17 12  
Selected in the first round, first overall, at the 2008 NHL Entry Draft.

SHAYNE STEVENSON		RIGHT WING		#9, 40	
YEAR	GP	G	A	TP	PIM
1992-93	8	0	1	1	7

Selected from Boston in Expansion Draft, June 18, 1992. Became a free agent, July 1, 1993.

KARL STEWART		LEFT WING		#61	
YEAR	GP	G	A	TP	PIM
2006-07	7	0	0	0	2
2007-08	9	0	0	0	2
<b>TOTALS</b>	<b>16</b>	<b>0</b>	<b>0</b>	<b>0</b>	<b>4</b>

Acquired from Chicago with a sixth-round pick in exchange for Nikita Alexeev on February 27, 2007. Became a free agent on July 1, 2008.

CORY STILLMAN		LEFT WING		#61	
YEAR	GP	G	A	TP	PIM
2003-04	81	25	55	80	36
<b>PLAYOFFS</b>	<b>6P</b>	<b>G</b>	<b>A</b>	<b>TP</b>	<b>PIM</b>
2003-04	21	2	5	7	15

Acquired from St. Louis in exchange for a second-round pick in the 2003 draft on June 21, 2003. Became a free agent on July 1, 2004.

ANDREJ SUSTR		DEFENSE		#62	
YEAR	GP	G	A	TP	PIM
2012-13	2	0	0	0	0
2013-14	43	1	7	8	16
<b>TOTALS</b>	<b>45</b>	<b>1</b>	<b>7</b>	<b>8</b>	<b>16</b>

**PLAYOFFS** 6P 6 0 0 0 2  
2013-14 3 0 0 0 2  
Signed as a free agent by Tampa Bay on March 21, 2013.

RICH SUTTER		RIGHT WING		#23	
YEAR	GP	G	A	TP	PIM
1994-95	4	0	0	0	0

Acquired from Chicago with Paul Ysebaert for Jim Cummins, Tom Tilley and Jeff Buchanan, February 22, 1995. Traded to Toronto for cash, March 13, 1995.

JAROSLAV SVEJKOVSKY		LEFT WING		#15	
YEAR	GP	G	A	TP	PIM
1999-00	29	5	5	10	28

Acquired from Washington for Tampa Bay's seventh-round choice (later traded to Los Angeles; Los Angeles selected Yevgeny Fedorov) in 2000 Entry Draft and Tampa Bay's third-round choice (later traded to Toronto; Toronto selected Brendan Bell) in 2001 Entry Draft, January 17, 2000. Contract bought out, effective June 28, 2001.

ALEXANDER SVITOV		CENTER		#16	
YEAR	GP	G	A	TP	PIM
2002-03	63	4	4	8	58
2003-04	11	0	3	3	4
<b>TOTALS</b>	<b>74</b>	<b>4</b>	<b>7</b>	<b>11</b>	<b>62</b>

**PLAYOFFS** 6P 6 0 0 0 6  
2002-03 7 0 0 0 6  
Tampa Bay's first-round choice, third overall, at the 2001 Entry Draft. Traded to Columbus with a third-round draft pick in the 2004 Entry Draft in exchange for D Darryl Sydor and a fourth-round pick in 2004, January 27, 2004.

PETR SVOBODA		DEFENSE		#23	
YEAR	GP	G	A	TP	PIM
1998-99	59	5	18	23	81
1999-00	70	2	23	25	170
2000-01	19	1	3	4	41
2001-02	0	0	0	0	0
<b>TOTALS</b>	<b>149</b>	<b>8</b>	<b>44</b>	<b>52</b>	<b>292</b>

Acquired from Philadelphia for Karl Dykhus, December 28, 1998. Retired, May 1, 2002.

DARRYL SYDOR		DEFENSE		#5, 55	
YEAR	GP	G	A	TP	PIM
2003-04	31	1	6	7	36
2005-06	80	4	19	23	30
<b>TOTALS</b>	<b>111</b>	<b>5</b>	<b>25</b>	<b>30</b>	<b>66</b>

**PLAYOFFS** 6P 6 0 6 6 9  
2003-04 23 0 6 6 9  
2005-06 5 0 1 1 0  
**TOTALS** 28 0 7 7 9  
Acquired from Dallas with a fourth-round choice at the 2004 NHL Entry Draft from Columbus in exchange for Alexander Svitov and a third-round pick in 2004 on January 27, 2004. Traded to Dallas in exchange for a fourth-round pick in the 2008 NHL Entry Draft on July 2, 2006.

MICHAL SYKORA		DEFENSE		#23	
YEAR	GP	G	A	TP	PIM
1998-99	10	1	2	3	0

Acquired from Chicago for Mark Fitzpatrick and Tampa Bay's fourth-round choice (later traded to Montreal; Montreal selected Chris Dymont) in 1999 Entry Draft, July 17, 1998. Became a free agent, July 1, 1999.

PAUL SZCZECZUCHA		CENTER		#38	
YEAR	GP	G	A	TP	PIM
2008-09	31	4	5	9	12
2009-10	52	5	2	7	18
<b>TOTALS</b>	<b>83</b>	<b>9</b>	<b>7</b>	<b>16</b>	<b>30</b>

Signed as a free agent on April 24, 2008. Became a free agent on July 1, 2011.

PETER TAGLIANETTI		DEFENSE		#32	
YEAR	GP	G	A	TP	PIM
1992-93	61	1	8	9	150
Claimed from Pittsburgh in Expansion Draft, June 18, 1992.					
Traded to Pittsburgh for Pittsburgh's third-round choice (later traded to Florida-Florida selected Steve Washburn) in 1993 Entry Draft, March 22, 1993.					

ALEX TANGUAY		LEFT WING		#13	
YEAR	GP	G	A	TP	PIM
2009-10	80	10	27	37	32
Signed as a free agent on September 1, 2009. Became a free agent on July 1, 2010.					

MATT TAORMINA		DEFENSE		#55	
YEAR	GP	G	A	TP	PIM
2012-13	2	0	0	0	0
2013-14	7	0	0	0	0
TOTALS	9	0	0	0	0
Signed as a free agent by Tampa Bay on July 6, 2013.					

NICK TARNASKY		CENTER		#74	
YEAR	GP	G	A	TP	PIM
2005-06	12	0	1	1	4
2006-07	77	5	4	9	80
2007-08	80	6	4	10	78
TOTALS	169	11	9	20	162
PLAYOFFS	GP	G	A	TP	PIM
2006-07	6	0	0	0	10
Tampa Bay's ninth-round pick, 287th overall, at the 2003 Entry Draft. Traded to Nashville in exchange for a conditional draft pick in 2009 on September 29, 2008.					

TIM TAYLOR		CENTER		#27	
YEAR	GP	G	A	TP	PIM
2001-02	48	4	4	8	25
2002-03	82	4	8	12	38
2003-04	82	7	15	22	25
2005-06	82	7	6	13	22
2006-07	71	1	5	6	16
TOTALS	365	23	38	61	126
PLAYOFFS	GP	G	A	TP	PIM
2002-03	11	0	1	1	6
2003-04	23	2	3	5	31
2005-06	5	0	0	0	2
2006-07	6	0	0	0	0
TOTALS	45	2	4	6	39

Acquired from NY Rangers for Nils Ekman and Kyle Feagin, June 30, 2001. Retired following 2007-08 season.

NATE THOMPSON		CENTER		#44	
YEAR	GP	G	A	TP	PIM
2009-10	32	1	3	4	17
2010-11	79	10	15	25	29
2011-12	68	9	6	15	21
2012-13	45	7	8	15	17
2013-14	81	9	7	16	27
TOTALS	205	36	39	75	111
PLAYOFFS	GP	G	A	TP	PIM
2010-11	18	1	3	4	4
2013-14	4	0	0	0	0
TOTALS	22	1	3	4	4

Claimed off waivers from the New York Islanders on January 21, 2010.

RYAN TOBLER		LEFT WING		#18, 17	
YEAR	GP	G	A	TP	PIM
2001-02	4	0	0	0	5
Signed as a free agent, August 21, 2001. Became a free agent, July 1, 2003.					

JEFF TOMS		LEFT WING		#9	
YEAR	GP	G	A	TP	PIM
1995-96	1	0	0	0	0
1996-97	34	2	8	10	10
1997-98	13	1	2	3	7
TOTALS	48	3	10	13	17
Acquired from New Jersey for Vancouver's fourth-round choice (later traded to Calgary-Calgary selected Ryan Outhie) in 1994 Entry Draft (previously acquired by Tampa Bay), May 31, 1994. Claimed off waivers by Washington, November 19, 1997.					

PAVEL TORGAEV		LEFT WING		#29	
YEAR	GP	G	A	TP	PIM
1999-00	5	0	2	2	2
Claimed off waivers from Calgary, November 26, 1999. Became a free agent, July 1, 2000.					

DARCY TUCKER		CENTER		#16	
YEAR	GP	G	A	TP	PIM
1997-98	35	6	8	14	89
1998-99	82	21	22	43	176
1999-00	50	14	20	34	108
TOTALS	167	41	50	91	373

Acquired from Montreal with Stephane Richer and David Wilkie for Patrick Poulin, Mick Vukota and Igor Ulanov, January 15, 1998. Traded to Toronto with Tampa Bay's fourth-round choice (Miguel Delisle) in 2000 Entry Draft for Mike Johnson, Marek Posmyk and Toronto's fifth- (Pavel Sedov) and sixth-round choices (Aaron Gionet) in 2000 Entry Draft, February 9, 2000.

JOHN TUCKER		RIGHT WING		#14	
YEAR	GP	G	A	TP	PIM
1992-93	78	17	39	56	69
1993-94	66	17	23	40	28
1994-95	46	12	13	25	14
1995-96	63	3	7	10	18
TOTALS	253	49	82	131	129
PLAYOFFS	GP	G	A	TP	PIM
1995-96	2	0	0	0	2

Signed as a free agent by Tampa Bay on August 5, 1992. Contract bought out, effective July 1, 1996.

DANA TYRELL		CENTER		#42	
YEAR	GP	G	A	TP	PIM
2010-11	78	6	9	15	12
2011-12	26	0	5	5	6
2012-13	21	1	3	4	4
2013-14	7	0	0	0	4
TOTALS	132	7	17	24	26
PLAYOFFS	GP	G	A	TP	PIM
2010-11	7	0	0	0	2

Selected in the second round, 47th overall, in the 2007 NHL Entry Draft.

IGOR ULANOV		DEFENSE		#5	
YEAR	GP	G	A	TP	PIM
1995-96	11	2	1	3	24
1996-97	59	1	7	8	108
1997-98	45	2	7	9	65
TOTALS	115	5	15	20	217
PLAYOFFS	GP	G	A	TP	PIM
1995-96	5	0	0	0	15

Acquired from Chicago with Patrick Poulin and Chicago's second-round draft choice (later traded to New Jersey-New Jersey selected Pierre Dagenais) in 1996 Entry Draft for Enrico Ciccone and Tampa Bay's second-round draft choice (Jeff Paul) in 1996 Entry Draft, March 20, 1996. Traded to Montreal with Patrick Poulin and Mick Vukota for Stephane Richer, Darcy Tucker and David Wilkie, January 15, 1998.

STEPHANE VELLEUX		LEFT WING		#19	
YEAR	GP	G	A	TP	PIM
2009-10	77	3	6	9	48
Signed as a free agent on July 7, 2009. Became a free agent on July 1, 2010.					

MICHAEL VERNACE		DEFENSE		#48	
YEAR	GP	G	A	TP	PIM
2010-11	10	0	1	1	2
Signed as a free agent on July 29, 2010. Traded to Florida, along with James Wright, in exchange for D Mike Kostka and D Evan Oberg on December 2, 2011.					

RADIM VRBATA		RIGHT WING		#17	
YEAR	GP	G	A	TP	PIM
2008-09	18	3	3	6	8
Signed as a free agent on July 1, 2008. Traded to Phoenix in exchange for D David Hale and LW Todd Fedoruk on July 21, 2009.					

VLADIMIR VUJTEK		LEFT WING		#79	
YEAR	GP	G	A	TP	PIM
1997-98	30	2	4	6	16
Acquired from Edmonton with Edmonton's third-round choice (Dimitri Afanasev) in 1998 Entry Draft for Brant Myhrnes and Toronto's third-round choice (Alex Henry) in 1998 Entry Draft (previously acquired by Tampa Bay), July 16, 1997. Became a free agent July 1, 1998.					

MICK VUKOTA		LEFT WING		#21	
YEAR	GP	G	A	TP	PIM
1997-98	42	1	0	1	116
Claimed from the NY Islanders in 1997 NHL Waiver Draft, Sept. 28, 1997. Traded to Montreal with Patrick Poulin and Igor Ulanov for Stephane Richer, Darcy Tucker and David Wilkie, January 15, 1998.					

MATT WALKER		DEFENSE		#8	
YEAR	GP	G	A	TP	PIM
2009-10	66	2	3	5	90
Signed as a free agent on July 1, 2009. Traded to Philadelphia on July 19, 2010 with a fourth-round pick in 2011 in exchange for LW Simon Gagne.					

TIM WALLACE		RIGHT WING		#20	
YEAR	GP	G	A	TP	PIM
2011-12	18	3	5	8	10
Claimed by Tampa Bay off waivers from NY Islanders on February 23, 2012. Became a free agent on July 1, 2012.					

KYLE WANVIG		RIGHT WING		#56, 46	
YEAR	GP	G	A	TP	PIM
2006-07	4	0	0	0	0
2007-08	7	1	0	1	7
TOTALS	11	1	0	1	7
Acquired from Atlanta with RW Stephen Baby in exchange for Andy Delmore and Andre Deveaux on January 31, 2007. Became a free agent on July 1, 2008.					

JASON WARD		RIGHT WING		#16	
YEAR	GP	G	A	TP	PIM
2006-07	17	4	4	8	10
2007-08	79	8	6	14	42
2008-09	1	0	0	0	2
TOTALS	97	12	10	22	54
PLAYOFFS	GP	G	A	TP	PIM
2006-07	6	0	1	1	6
Acquired from Los Angeles in exchange for a first-round choice in 2007 on February 27, 2007. Became a free agent on July 1, 2009.					

TODD WARRINER		LEFT WING		#8	
YEAR	GP	G	A	TP	PIM
1999-00	55	11	13	24	34
2000-01	64	10	11	21	46
TOTALS	119	21	24	45	80
Acquired from Toronto for Tampa Bay's third-round choice (Mikael Tellqvist) in 2000 Entry Draft, November 29, 1999. Traded to Phoenix for Juha Ylonen, June 18, 2001.					

NOAH WELCH		DEFENSE		#7	
YEAR	GP	G	A	TP	PIM
2008-09	17	0	0	0	14
Acquired from Florida with a third-round pick in 2009 in exchange for Steve Eminger. Became a free agent on July 1, 2009.					

JAY WELLS		DEFENSE		#26	
YEAR	GP	G	A	TP	PIM
1996-97	21	0	0	0	13
Signed as a free agent, August 3, 1996. Became a free agent, July 1, 1997.					

JASON WIEMER		LEFT WING		#9, 24	
YEAR	GP	G	A	TP	PIM
1994-95	36	1	4	5	44
1995-96	66	9	9	18	81
1996-97	63	9	5	14	134
1997-98	67	8	9	17	132
TOTALS	232	27	27	54	391
PLAYOFFS	GP	G	A	TP	PIM
1995-96	6	1	0	1	28

Tampa Bay's first-round choice, eighth overall, in 1994 Entry Draft. Traded to Calgary for Sandy McCarthy and Calgary's third- (Brad Richards) and fifth-round choices (Curtis Rich) in 1998 Entry Draft, March 24, 1998.

DAVID WILKIE		DEFENSE		#6, 49	
YEAR	GP	G	A	TP	PIM
1997-98	29	1	5	6	17
1998-99	46	1	7	8	69
TOTALS	75	2	12	14	86
Acquired from Montreal with Darcy Tucker and Stephane Richer for Patrick Poulin, Mick Vukota and Igor Ulanov, January 15, 1998. Became a free agent on July 1, 1999.					

SHANE WILLIS		RIGHT WING		#24	
YEAR	GP	G	A	TP	PIM
2001-02	21	4	3	7	6
2003-04	12	0	6	6	2
TOTALS	33	4	9	13	8
Acquired from Carolina with Chris Dingman for Kevin Weekes, March 5, 2002. Became a free agent on July 1, 2005.					





TY WISHART	DEFENSE		#3			
YEAR	GP	G	A	TP	PIM	
2008-09	5	0	1	1	0	

Acquired from San Jose with Matt Carle, a first-round selection in the 2009 NHL Entry Draft and a fourth-round pick in 2010 in exchange for Dan Boyle and Brad Lukowich on July 4, 2008. Traded to New York Islanders in exchange for G Dwayne Roloson on January 1, 2011.

CRAIG WOLANIN	DEFENSE		#6			
YEAR	GP	G	A	TP	PIM	
1996-97	15	0	0	0	8	

Acquired from Colorado for Tampa Bay's second-round choice (Ramzi Abid) in 1998 Entry Draft, July 29, 1996. Traded to Toronto for Toronto's third-round choice (later traded to Edmonton-Edmonton selected Alex Henry) in 1998 Entry Draft, January 31, 1997.

JAMES WRIGHT	CENTER		#43			
YEAR	GP	G	A	TP	PIM	
2009-10	48	2	3	5	18	
2010-11	1	0	0	0	0	
TOTALS	49	2	3	5	18	

Selected by Tampa Bay in the fourth round, 117th overall, of the 2008 NHL Entry Draft. Traded to Florida, along with D Mike Vernace, in exchange for D Mike Kostka and D Evan Oberg on December 2, 2011.

JT WYMAN	RIGHT WING		#34			
YEAR	GP	G	A	TP	PIM	
2011-12	40	2	9	11	8	
2012-13	1	0	0	0	0	
TOTALS	41	2	9	11	8	

Signed by Tampa Bay as a free agent on July 1, 2011.

JUHANI LONEN	CENTER		#16			
YEAR	GP	G	A	TP	PIM	
2001-02	65	3	10	13	8	

Acquired from Phoenix for Todd Warriner, June 18, 2001. Traded to Ottawa for Andre Roy and a sixth-round choice in the 2003 Entry Draft, March 15, 2002.

PAUL YSEBAERT	RIGHT WING		#15			
YEAR	GP	G	A	TP	PIM	
1994-95	29	8	11	19	12	
1995-96	55	16	15	31	16	
1996-97	39	5	12	17	4	
1997-98	82	13	27	40	32	
1998-99	10	0	1	1	2	
TOTALS	215	42	66	108	66	

PLAYOFFS	GP	G	A	TP	PIM	
1995-96	5	0	0	0	0	

Acquired from Chicago with Rich Sutter for Jim Cummins, Tom Tilley and Jeff Buchanan, February 22, 1995. Became a free agent, July 1, 1995.

ROB ZAMUNER	LEFT WING		#7			
YEAR	GP	G	A	TP	PIM	
1992-93	84	15	28	43	74	
1993-94	59	6	6	12	42	
1994-95	43	9	6	15	24	
1995-96	72	15	20	35	62	
1996-97	82	17	33	50	56	
1997-98	77	14	12	26	41	
1998-99	58	8	11	19	24	
TOTALS	475	84	116	200	323	

PLAYOFFS	GP	G	A	TP	PIM	
1995-96	6	2	3	5	10	

Signed as a free agent, July 13, 1992. Traded to Ottawa with future considerations for Andreas Johansson, June 30, 1999.

THOMAS ZIEGLER	CENTER		#43			
YEAR	GP	G	A	TP	PIM	
2000-01	5	0	0	0	0	

Tampa Bay's ninth-round choice, 263rd overall, in 2000 Entry Draft. Became a free agent, July 1, 2002.

ANDREI ZVUZIN	DEFENSE		#30			
YEAR	GP	G	A	TP	PIM	
1999-00	34	2	9	11	33	
2000-01	64	4	16	20	76	
2001-02	9	0	2	2	6	
TOTALS	107	6	27	33	115	

Acquired from San Jose with Shawn Burr, Bill Houlder and Steve Guolla for Niklas Sundstrom and the NY Rangers' third-round choice (later traded to Chicago-Chicago selected Igor Radulov) in 2000 Entry Draft (previously acquired by Tampa Bay), August 4, 1999. Traded to New Jersey for Josef Boumedienne, Anton But and Sascha Goc, November 9, 2001.

## ALL-TIME GOALTENDING REGISTER

J.C. BERGERON												#30
YEAR	GP	MIN	GAA	W	L	OTL	SO	GA	SA	SPT		
1992-93	21	1163	2.66	8	10	1	0	71	574	.876		
1993-94	3	134	3.13	1	1	1	0	7	69	.899		
1994-95	17	883	3.33	3	9	1	1	49	374	.869		
1995-96	12	595	4.24	2	6	2	0	42	250	.832		
TOTALS	53	2775	3.65	14	26	5	1	169	1267	.867		

Acquired from Montreal for Frederic Chabot, June 19, 1992. Became a free agent, July 1, 1996.

ZAC BIERCK												#1
YEAR	GP	MIN	GAA	W	L	OTL	SO	GA	SA	SPCT		
1997-98	13	433	4.16	1	4	1	0	30	210	.857		
1998-99	1	59	2.03	0	1	0	0	2	21	.905		
1999-00	12	509	3.65	4	4	1	0	31	308	.899		
TOTALS	26	1001	3.78	5	9	2	0	63	539	.883		

Tampa Bay's ninth-round choice, 212th overall in 1995 Entry Draft. Claimed by Minnesota in Expansion Draft, June 23, 2000.

BEN BISHOP												#30
YEAR	GP	MIN	GAA	W	L	OTL	SO	GA	SA	SPCT		
2012-13	9	502	2.99	3	4	1	1	25	302	.917		
2013-14	63	3586	2.23	37	14	7	5	133	1758	.924		
TOTALS	72	4088	2.61	40	17	8	6	158	2060	.920		

Acquired from Ottawa in exchange for LW Cory Conacher and a 2013 fourth round draft pick.

SEAN BURKE												#1
YEAR	GP	MIN	GAA	W	L	OTL	SO	GA	SA	SPCT		
2005-06	35	1713	2.80	14	10	4	2	80	764	.895		

Signed by the Lightning as a free agent on August 9, 2005. Claimed off waivers by Los Angeles on January 18, 2007.

SEBASTIEN CARON												#35
YEAR	GP	MIN	GAA	W	L	OTL	SO	GA	SA	SPT		
2011-12	3	135	3.11	1	1	0	0	7	57	.877		

Signed by Tampa Bay as a free agent on March 19, 2012. Became a free agent on July 1, 2012.

DAN CLOUTIER												#39
YEAR	GP	MIN	GAA	W	L	OTL	SO	GA	SA	SPCT		
1999-00	52	2492	3.49	9	30	3	0	145	1258	.885		
2000-01	24	1005	3.52	3	13	3	1	59	541	.891		
TOTALS	76	3497	3.50	12	43	6	1	204	1799	.887		

Acquired from the NY Rangers with Niklas Sundstrom and the NY Rangers' first (Nikita Alexeev) and third-round choices (later traded to San Jose-later traded to Chicago-Chicago selected Igor Radulov) in 2000 Entry Draft for Chicago's first-round choice (Pavel Brendl) in 1999 Entry Draft (previously acquired by Tampa Bay), June 26, 1999. Traded to Vancouver for Adrian Aucoin and Vancouver's second-round choice (Alexander Polushin) in 2001 Entry Draft, February 7, 2001.

GERALD COLEMAN												#50
YEAR	GP	MIN	GAA	W	L	OTL	SO	GA	SA	SPCT		
2005-06	2	43	2.79	0	0	0	0	2	17	.882		

Tampa Bay's seventh-round pick, 224th overall, at the 2003 entry draft. Traded to Anaheim with a first-round pick in 2007 in exchange for D Shane O'Brien and a third-round pick in 2007.

MARC DENNIS												#30
Year	GP	MIN	GAA	W	L	OTL	SO	GA	SA	SPCT		
2006-07	44	2353	3.19	17	18	2	1	125	1068	.883		
2007-08	10	415	4.05	1	5	0	0	28	199	.859		
TOTALS	54	2768	3.32	18	23	2	1	153	1267	.879		

Acquired from Columbus in exchange for Fredrik Modin and Fredrik Norrena on June 30, 2006. Contract bought out on June 25, 2008.

CEDRICK DESJARDINS												#30
Year	GP	MIN	GAA	W	L	OTL	SO	GA	SA	SPCT		
2010-11	2	121	1.00	2	0	0	0	2	63	.968		
2012-13	3	160	3.00	0	3	0	0	8	73	.890		
2013-14	1	18	6.67	0	1	0	0	2	13	.846		
TOTALS	6	199	3.56	2	4	0	0	12	149	.901		

Acquired from Montreal in exchange for Karri Raamo on August 16, 2010. Became a free agent on July 1, 2011. Acquired from Montreal in exchange G Dustin Tokarski on February 14, 2013.





BRIAN EKLUND													#40
YEAR	GP	MIN	GAA	W	L	OTL	SO	GA	SA	S	PCT		
2005-06	1	58	3.10	0	1	0	0	3	19		.842		

Tampa Bay's seventh-round pick, 226th overall, at the 2000 entry draft. Traded to Boston on February 8, 2006 in exchange for Zdenek Batny.

DAN ELLIS													#30
YEAR	GP	MIN	GAA	W	L	OTL	SO	GA	SA	S	PCT		
2010-11	31	1679	2.93	13	7	6	2	82	741		.889		

Signed as a free agent on July 1, 2010. Traded to Anaheim for G Curtis McElhinney on February 24, 2011.

MARK FITZPATRICK													#30
YEAR	GP	MIN	GAA	W	L	OTL	SO	GA	SA	S	PCT		
1997-98	34	1938	3.16	7	24	1	1	102	975		.895		

Acquired from Florida with Jody Hull for Dino Ciccarelli and Jeff Norton, January 15, 1998. Traded to Chicago with Tampa Bay's fourth-round choice (later traded to Montreal-Montreal selected Chris Dymant) in 1999 Entry Draft for Michal Sykora, July 17, 1998.

WADE FLAHERTY													#31
YEAR	GP	MIN	GAA	W	L	OTL	SO	GA	SA	S	PCT		
2000-01	2	118	4.07	0	2	0	0	8	55		.855		

Acquired from NY Islanders for a conditional 2001 Entry Draft choice, February 16, 2001. Became a free agent, July 1, 2001.

MATHIEU GARON													#32
YEAR	GP	MIN	GAA	W	L	OTL	SO	GA	SA	S	PCT		
2011-12	48	2384	2.85	23	16	4	1	118	1191		.901		
2012-13	18	910	2.90	5	9	2	0	44	427		.897		
TOTALS	66	3294	2.86	28	27	6	1	162	1618		.890		

Signed by Tampa Bay as a free agent on July 1, 2011. Became a free agent on July 5, 2013.

JOHN GRAHAME													#47
YEAR	GP	MIN	GAA	W	L	OTL	SO	GA	SA	S	PCT		
2002-03	17	914	2.23	6	5	4	2	34	424		.920		
2003-04	29	1688	2.06	18	9	1	1	58	664		.913		
2005-06	57	3152	2.69	29	22	0	5	161	1450		.889		
TOTALS	103	5754	2.63	53	36	5	8	253	2538		.900		

PLAYOFFS GP MIN GAA W L SO GA SA S PCT  
2002-03 1 111 1.08 0 1 0 2 48 .958  
2003-04 1 34 3.53 0 0 0 2 17 .882  
2005-06 4 188 4.79 1 3 0 15 98 .847  
TOTALS 6 333 3.42 1 4 0 19 163 .883

Acquired from Boston for Tampa Bay's fourth round choice in the 2004 NHL Entry Draft on January 13, 2003. Became a free agent on July 1, 2006.

KRISTERS GUDLEVSKIS													#37
YEAR	GP	MIN	GAA	W	L	OTL	SO	GA	SA	S	PCT		
2013-14	1	60	2.00	1	0	0	2	38			.947		

PLAYOFFS GP MIN GAA W L SO GA SA S PCT  
2013-14 2 40 3.00 0 1 0 2 20 .900  
Tampa Bay's fifth round, 124th overall, selection at the 2013 NHL Entry Draft.

RIKU HELENIUS													#35
YEAR	GP	MIN	GAA	W	L	OTL	SO	GA	SA	S	PCT		
2008-09	1	7	0.00	0	0	0	0	2	1.000				

Selected in the first round, 15th overall, at the 2006 NHL Entry Draft.

KEVIN HOODSON													#31, 35
YEAR	GP	MIN	GAA	W	L	OTL	SO	GA	SA	S	PCT		
1998-99	5	238	2.77	2	1	1	0	11	118		.907		
1999-00	24	769	3.67	2	7	4	0	47	327		.856		
2002-03	7	283	2.54	0	3	1	0	12	101		.881		
TOTALS	36	1290	3.25	4	11	6	0	70	546		.872		

Acquired from Detroit with San Jose's second-round choice (Sheldon Keefe) in 1999 Entry Draft (previously acquired by Detroit) for Wendel Clark and Detroit's sixth-round choice (Kent McDonnell) in 1999 Entry Draft (previously acquired by Tampa Bay), March 23, 1999. Traded to Montreal for Montreal's 2000 seventh-round draft choice, June 2, 2000. Signed as a free agent on May 29, 2002. Retired, January 16, 2003.

JOHAN HOLMQVIST													#40
YEAR	GP	MIN	GAA	W	L	OTL	SO	GA	SA	S	PCT		
2006-07	48	2548	2.85	27	15	3	1	121	1134		.893		
2007-08	45	2469	3.01	20	16	6	2	124	1129		.890		
TOTALS	93	5017	2.93	47	31	9	3	245	2263		.892		

Signed as a free agent on July 1, 2006. Traded to Dallas with Brad Richards in exchange for Mike Smith, Jeff Halpern, Jussi Jokinen and a fourth-round pick in 2009 on February 26, 2008.

PAT JABLONSKI													#35
YEAR	GP	MIN	GAA	W	L	OTL	SO	GA	SA	S	PCT		
1992-93	43	2268	3.97	8	24	4	1	150	1194		.874		
1993-94	15	834	3.88	5	6	3	0	54	374		.856		
TOTALS	58	3102	3.95	13	30	7	1	204	1568		.870		

Acquired from St. Louis with Steve Tuttle and Darin Kimble for future considerations, June 19, 1992. Traded to Toronto in exchange for cash, February 21, 1994.

NIKOLAI KHABIBULIN													#35
YEAR	GP	MIN	GAA	W	L	OTL	SO	GA	SA	S	PCT		
2000-01	2	123	2.93	1	1	0	0	6	69		.913		
2001-02	70	3896	2.36	24	32	10	7	153	1914		.920		
2002-03	65	3787	2.47	30	22	11	4	156	1760		.911		
2003-04	55	3274	2.33	28	19	7	3	127	1414		.910		
TOTALS	192	11080	2.39	83	74	28	14	442	5157		.914		

PLAYOFFS GP MIN GAA W L SO GA SA S PCT  
2002-03 10 644 2.42 5 5 0 26 299 .913  
2003-04 23 1401 1.71 16 7 5 40 598 .933  
TOTALS 33 2045 1.94 21 12 5 66 897 .926

Acquired from Phoenix with Stan Neckar for Mike Johnson, Paul Mara, Ruslan Zaimullin and NY Islanders second-round choice (Matthew Spiller) in 2001 NHL Entry Draft (previously acquired), March 5, 2001. Became a free agent on July 1, 2005.

DIETER KOCHAN													#35
YEAR	GP	MIN	GAA	W	L	OTL	SO	GA	SA	S	PCT		
1999-00	5	238	4.29	1	4	0	0	17	111		.847		
2000-01	10	314	3.44	0	3	0	0	18	138		.870		
2001-02	5	237	4.05	0	3	1	0	16	129		.876		
TOTALS	20	789	3.88	1	10	1	0	51	378		.865		

Signed as a free agent, March 27, 2000. Became a free agent on July 1, 2002.

OLAF KOLZIG													#37
YEAR	GP	MIN	GAA	W	L	OTL	SO	GA	SA	S	PCT		
2008-09	8	410	3.66	2	4	1	0	25	220		.898		

Signed as a free agent on July 1, 2008. Traded to Toronto with Jamie Heward, Andy Rogers and a fourth-round pick in 2009 in exchange for D Richard Petiot on March 4, 2009.

EVGENY KONSTANTINOV													#1
YEAR	GP	MIN	GAA	W	L	OTL	SO	GA	SA	S	PCT		
2000-01	1	0	0.00	0	0	0	0	0	0		.000		
2002-03	1	20	3.00	0	0	0	0	1	6		.833		
TOTALS	2	20	3.00	0	0	0	0	1	6		.833		

Tampa Bay's third-round choice, 67th overall, in 1999 Entry Draft. Became a free agent July 1, 2004

DAVID LITTMAN													#31
YEAR	GP	MIN	GAA	W	L	OTL	SO	GA	SA	S	PCT		
1992-93	1	45	9.33	0	1	0	0	7	21		.667		

Signed as a free agent, August 27, 1992. Became a free agent, July 1, 1993.

ANDERS LINDBACK													#39
YEAR	GP	MIN	GAA	W	L	OTL	SO	GA	SA	S	PCT		
2012-13	24	1304	2.90	10	10	1	0	63	642		.902		
2013-14	23	1302	2.90	8	12	2	1	63	580		.891		
TOTALS	47	2606	2.63	53	36	5	8	253	2538		.897		

PLAYOFFS GP MIN GAA W L SO GA SA S PCT  
2013-14 4 215 3.91 0 3 0 4 118 .881

Acquired from Nashville with Kyle Wilson and a 2012 seventh round draft pick in exchange for G Sebastian Caron, two 2012 second round draft picks, and a 2013 third round draft pick on June 15, 2012.

MIKE MCKENNA													#30
YEAR	GP	MIN	GAA	W	L	OTL	SO	GA	SA	S	PCT		
2008-09	15	776	3.56	4	8	1	1	46	406		.887		

Signed as a free agent on February 3, 2009. Became a free agent on July 1, 2009.

ANTERO NIITYMAKI													#30
YEAR	GP	MIN	GAA	W	L	OTL	SO	GA	SA	S	PCT		
2009-10	49	2657	2.87	21	18	5	1	127	1388		.909		

Signed as a free agent on July 10, 2009. Became a free agent on July 1, 2010

RICH PARENT													#31
YEAR	GP	MIN	GAA	W	L	OTL	SO	GA	SA	S	PCT		
1999-00	14	698	3.70	2	7	1	0	43	353		.878		

Acquired from St. Louis with Chris McAlpine for Stephane Richer, January 13, 1999. Traded to Ottawa for Ottawa's 2000 seventh-round draft choice (later traded to Buffalo-Buffalo selected Paul Gausstad) on June 4, 2000.



DAREN PUPPA													#93
YEAR	GP	MIN	GAA	W	L	OTL	SO	GA	SA	SPCT			
1993-94	63	3653	2.71	22	33	6	4	165	1637	.899			
1994-95	36	2013	2.68	14	19	2	1	90	946	.905			
1995-96	57	3189	2.46	29	16	9	5	131	1605	.918			
1996-97	6	325	2.58	1	1	2	0	14	150	.907			
1997-98	26	1456	2.72	5	14	6	0	66	660	.900			
1998-99	13	691	2.87	5	6	1	2	33	350	.906			
1999-00	5	249	4.58	1	2	0	0	19	129	.853			
<b>TOTALS</b>	<b>206</b>	<b>11576</b>	<b>2.68</b>	<b>77</b>	<b>91</b>	<b>26</b>	<b>12</b>	<b>518</b>	<b>5477</b>	<b>.905</b>			
PLAYOFFS													
GP	MIN	GAA	W	L	SO	GA	SA	SPCT					
1995-96	4	173	4.86	1	3	0	14	86	837				

Acquired from Florida in Phase II of the Expansion Draft, June 25, 1993. Became a free agent, July 1, 2000.

KARRI RAMO													#31
YEAR	GP	MIN	GAA	W	L	OTL	SO	GA	SA	SPCT			
2006-07	2	70	3.43	0	0	0	0	4	23	.826			
2007-08	22	1269	3.03	7	11	3	0	64	632	.899			
2008-09	24	1312	3.66	10	10	7	0	80	756	.894			
<b>TOTALS</b>	<b>48</b>	<b>2651</b>	<b>3.35</b>	<b>11</b>	<b>21</b>	<b>10</b>	<b>0</b>	<b>148</b>	<b>1411</b>	<b>.895</b>			

Selected in the sixth round, 191st overall, in the 2004 NHL Entry Draft. Traded to Montreal in exchange for Cedrick Desjardins on August 16, 2010.

BILL RANFORD													#30
YEAR	GP	MIN	GAA	W	L	OTL	SO	GA	SA	SPCT			
1998-99	32	1568	3.90	3	18	3	1	102	858	.881			
Acquired from Washington for Tampa Bay's third-round choice (Todd Horning) in 1998 Entry Draft and Tampa Bay's second-round choice (Michal Sivek) in 1999 Entry Draft, June 18, 1998. Traded to Detroit for a conditional draft choice, March 23, 1999.													

JEFF REESE													#1
YEAR	GP	MIN	GAA	W	L	OTL	SO	GA	SA	SPCT			
1995-96	19	994	3.26	7	7	1	0	54	464	.884			
PLAYOFFS													
GP	MIN	GAA	W	L	SO	GA	SA	SPCT					
1995-96	5	198	3.64	1	1	0	12	100	880				

Acquired from Hartford for Tampa Bay's ninth-round choice (Ashat Rakhmatullin) in 1996 Entry Draft, December 1, 1995. Traded to New Jersey with Chicago's second-round draft choice (Pierre Dagenais) in 1996 Entry Draft (previously acquired by Tampa Bay) and Tampa Bay's eighth-round choice (Jason Bertsch) in 1996 Entry Draft for Corey Schwab, June 22, 1996. Acquired from Toronto with Toronto's ninth-round choice (later traded to Philadelphia-Philadelphia selected Milan Kopecky) in 2000 Entry Draft for Tampa Bay's ninth-round draft choice (Jean-Phillipe Cote) in 2000 Entry Draft, August 5, 1999. Retired, August 5, 1999.

DWAYNE ROLOSON													#35, 30
YEAR	GP	MIN	GAA	W	L	OTL	SO	GA	SA	SPCT			
2010-11	34	1993	2.56	18	12	4	4	85	967	.912			
2011-12	40	2099	3.66	13	16	3	1	128	1126	.886			
<b>TOTALS</b>	<b>74</b>	<b>4092</b>	<b>3.12</b>	<b>31</b>	<b>28</b>	<b>7</b>	<b>5</b>	<b>213</b>	<b>2093</b>	<b>.898</b>			
PLAYOFFS													
GP	MIN	GAA	W	L	OTL	SO	GA	SA	SPCT				
2010-11	17	982	2.51	10	6	0	1	41	541	.924			

Acquired from New York Islanders in exchange for D Ty Wishart on January 1, 2011. Became a free agent on July 1, 2012.

COREY SCHWAB													#32
YEAR	GP	MIN	GAA	W	L	OTL	SO	GA	SA	SPCT			
1996-97	31	1462	3.04	11	12	1	2	74	719	.897			
1997-98	16	821	2.92	2	9	1	1	40	370	.892			
1998-99	40	2146	3.52	8	25	3	0	126	1152	.891			
<b>TOTALS</b>	<b>87</b>	<b>4429</b>	<b>3.25</b>	<b>21</b>	<b>46</b>	<b>5</b>	<b>3</b>	<b>240</b>	<b>2241</b>	<b>.893</b>			

Acquired from New Jersey for Jeff Reese, Chicago's second-round draft choice (Pierre Dagenais) in 1996 Entry Draft (previously acquired by Tampa Bay) and Tampa Bay's eighth-round choice (Jason Bertsch) in 1996 Entry Draft, June 22, 1996. Claimed by Atlanta in Expansion Draft, June 25, 1999.

MIKE SMITH													#41
YEAR	GP	MIN	GAA	W	L	OTL	SO	GA	SA	SPCT			
2007-08	13	774	2.79	3	10	0	1	36	338	.893			
2008-09	41	2471	2.62	14	18	9	2	108	1282	.916			
2009-10	42	2273	3.09	13	18	7	2	117	1165	.900			
2010-11	22	1203	2.90	13	6	1	1	58	576	.899			
<b>TOTALS</b>	<b>118</b>	<b>6721</b>	<b>2.85</b>	<b>43</b>	<b>52</b>	<b>17</b>	<b>6</b>	<b>319</b>	<b>3361</b>	<b>.905</b>			
PLAYOFFS													
GP	MIN	GAA	W	L	OTL	SO	GA	SA	SPCT				
2010-11	3	120	1	1	1	0	0	2	48	.958			

Acquired from Dallas with Jeff Halpern, Jussi Jokinen and a fourth-round pick in 2009 in exchange for Brad Richards and Johan Holmqvist on February 26, 2008. Became a free agent on July 1, 2011.

RICK TABARACCI													#31
YEAR	GP	MIN	GAA	W	L	OTL	SO	GA	SA	SPCT			
1996-97	55	3012	2.75	20	25	6	4	138	1415	.902			
Acquired from Calgary for Aaron Gavey, November 19, 1996. Traded to Calgary for Calgary's fourth-round choice (Eric Beaudoin) in 1998 Entry Draft, June 21, 1997.													

DUSTIN TOKARSKI													#40
YEAR	GP	MIN	GAA	W	L	OTL	SO	GA	SA	SPCT			
2009-10	2	44	4.09	0	0	0	0	3	16	.813			
2011-12	5	244	3.44	1	3	1	0	14	116	.879			
<b>TOTALS</b>	<b>7</b>	<b>288</b>	<b>3.54</b>	<b>1</b>	<b>3</b>	<b>1</b>	<b>0</b>	<b>17</b>	<b>132</b>	<b>.871</b>			

Tampa Bay's fifth-round choice, 122nd overall, in the 2008 NHL Entry Draft. Traded to Montreal for G Dustin Tokarski on February 14, 2013.

KEVIN WEEKES													#80
YEAR	GP	MIN	GAA	W	L	OTL	SO	GA	SA	SPCT			
2000-01	61	3378	3.14	20	33	3	4	177	1742	.898			
2001-02	19	830	2.89	3	9	0	2	40	470	.905			
<b>TOTALS</b>	<b>80</b>	<b>4208</b>	<b>3.09</b>	<b>23</b>	<b>42</b>	<b>3</b>	<b>6</b>	<b>217</b>	<b>2212</b>	<b>.902</b>			

Acquired with Kristian Kudroc and NY Islanders second-round choice (later traded to Phoenix-Phoenix selected Matthew Spiller) in 2001 Entry Draft for Tampa Bay's first-round choice (in Raffi Torres) in 2000 Entry Draft, Calgary's fourth-round choice (Vladimir Gorbuinov) in 2000 Entry Draft (previously acquired by Tampa Bay) and NY Islanders seventh-round choice (Ryan Caldwell) in 2000 Entry Draft (previously acquired by Tampa Bay), June 23, 2000. Traded to Carolina for Chris Dingman and Shane Willis, March 5, 2002.

DEREK WILKINSON													#35
YEAR	GP	MIN	GAA	W	L	OTL	SO	GA	SA	SPCT			
1995-96	4	200	4.50	0	3	0	0	15	105	.857			
1996-97	5	169	4.26	0	2	1	0	12	72	.833			
1997-98	8	311	3.28	2	4	1	0	17	148	.885			
1998-99	5	253	3.08	1	3	1	0	13	129	.899			
<b>TOTALS</b>	<b>22</b>	<b>933</b>	<b>3.67</b>	<b>3</b>	<b>12</b>	<b>3</b>	<b>0</b>	<b>57</b>	<b>454</b>	<b>.874</b>			

Tampa Bay's seventh-round choice, 145th overall, in 1992 Entry Draft. Became a free agent, July 1, 1999.

WENDELL YOUNG													#1
YEAR	GP	MIN	GAA	W	L	OTL	SO	GA	SA	SPCT			
1992-93	31	1591	3.66	7	19	2	0	97	758	.872			
1993-94	9	480	2.50	2	3	1	1	20	211	.905			
<b>TOTALS</b>	<b>40</b>	<b>2071</b>	<b>3.39</b>	<b>9</b>	<b>22</b>	<b>3</b>	<b>1</b>	<b>117</b>	<b>969</b>	<b>.879</b>			

Claimed from Pittsburgh in Expansion Draft, June 18, 1992. Traded to Pittsburgh for future considerations, February 16, 1995.



# YOUNGEST & OLDEST PLAYERS

## YOUNGEST

RANK	PLAYER	POS	BIRTHDATE	FIRST GAME	AGE
1.	Chris Gratton	C	July 5, 1975	Oct. 6, 1993	18 yrs., 3 mos., 1 day
2.	Vincent Lecavalier	C	April 21, 1980	Oct. 9, 1998	18 yrs., 5 mos., 18 days
3.	Roman Hamrik	D	April 12, 1974	Oct. 7, 1992	18 yrs., 5 mos., 25 days
4.	Steven Stamkos	C	February 7, 1990	Oct. 4, 2008	18 yrs., 8 mos., 27 days
5.	Jason Wiemer	LW	April 14, 1976	Jan. 20, 1995	18 yrs., 9 mos., 6 days

## OLDEST

RANK	PLAYER	POS	BIRTHDATE	LAST GAME	AGE
1.	Gary Roberts	LW	May 23, 1966	March 1, 2009	42 yrs., 9 mos., 28 days
2.	Dwayne Roloson	G	Oct. 12, 1969	April 7, 2012	42 yrs., 5 mos., 26 days
3.	Dave Andreychuk	LW	Sept. 29, 1963	January 7, 2006	42 yrs., 3 mos., 8 days
4.	Mark Recchi	RW	February 1, 1968	March 1, 2009	41 yrs., 1 mon.
5.	Sami Salo	D	Sept. 2, 1974	April 18, 2014	40 yrs., 7 mos., 16 days
6.	Kjell Samuelsson	D	Oct. 18, 1958	April 16, 1999	40 yrs., 5 mos., 28 days

## TEAM FIRSTS

Game	October 7, 1992 vs Chicago	Assist Against	Ed Belfour at 13:19 of 1st period, October 7, 1992 vs Chicago	Overtime Goal	Doug Crossman at 1:16 of OT, November 7, 1992 at NY Islanders
Victory	October 7, 1992 vs Chicago 7-3				
Home Victory	October 13, 1992 vs Chicago 7-3	Power Play Goal	Chris Kontos at 4:43 of 1st period, October 7, 1992 vs Chicago	Overtime Goal Against	Bob Sweeney at 2:30 of OT, October 16, 1992 at Buffalo
Road Victory	October 13, 1992 vs St. Louis 2-1				
Tie	October 11, 1992 at Chicago 4-4	Power Play Goal Against	Steve Larmer at 7:48 of 1st period, October 11, 1992 at Chicago	Penalty	Mike Hartman (interference) at 2:28 of 1st period, October 7, 1992 vs Chicago
Home Tie	January 24, 1993 vs Minnesota 2-2				
Road Tie	October 11, 1992 at Chicago 4-4	Shorthanded Goal	Mikael Andersson at 9:18 of 2nd period, October 15, 1992 vs Toronto	Power Play Attempt	2:57 of 1st period, October 7, 1992 vs Chicago (high-sticking on Steve Larmer)
Defeat	October 10, 1992 vs Minnesota 2-1	Shorthanded Goal Against	Gary Suter at 2:18 of 2nd period, November 14, 1992 vs Calgary	Penalty Shot	Brian Bradley, October 22, 1992 vs Toronto (unsuccessful)
Home Defeat	October 22, 1992 vs Toronto 5-2				
Road Defeat	October 10, 1992 vs Minnesota 2-1	Game-Winning Goal	Ken Hodge at 14:09 of 1st period, October 7, 1992 vs Chicago	Penalty Shot Against	Pierre Turgeon, November 7, 1992 at NY Islanders (successful)
Shutout	November 13, 1992 vs Ottawa 1-0	Game-Winning Goal Against	Neal Broten at 13 of 2nd period, October 10, 1992 vs Minnesota	Successful Penalty Shot	Mikael Andersson, December 15, 1992 at Los Angeles
Shutout Against	December 18, 1992 vs New Jersey 2-0				
Shot on Goal	Stan Drulia at 1:44 of 1st period, October 7, 1992 vs Chicago	Game-Tying Goal	Brian Bradley at 15:47 of 3rd period, October 11, 1992 at Chicago	Successful Penalty Shot Against	Pierre Turgeon, November 7, 1992 at NY Islanders
Shot on Goal Against	Chris Chelios at 20 of 1st period, October 13, 1992 vs Chicago	Game-Tying Goal Against	Calle Johansson at 12:10 of 3rd period, November 8, 1992 at Washington	Starting Lineup	Mikael Andersson, Adam Creighton, Chris Kontos, Rob Ramage, Peter Taglianetti, Wendell Young
Goal	Chris Kontos at 4:43 of 1st period, October 7, 1992 vs Chicago	Empty-Net Goal	Brian Bradley at 19:12 of 3rd period, October 13, 1992 at St. Louis		
Goal Against	Cam Russell at 13:19 of 1st period, October 7, 1992 vs Chicago	Empty-Net Goal Against	Gary Roberts at 19:36 of 3rd period, November 14, 1992 vs Calgary		
Assist	Rob Zamuner and Adam Creighton at 4:43 of 1st period, October 7, 1992 vs Chicago	Hat Trick	Chris Kontos, October 7, 1992 vs Chicago (4-0-4)		
		Hat Trick Against	Evgeny Davydov, November 17, 1992 vs Winnipeg (3-0-3)		

## AMALIE ARENA FIRSTS

Game	October 20, 1996 vs NY Rangers	Shorthanded Goal Against	Steve Duchesne at 12:50 of 2nd period, October 24, 1996 vs Ottawa	Penalty Kill	Roman Hamrik (holding the stick) at 7:58 of 1st period, October 20, 1996 vs NY Rangers
Victory	October 20, 1996 vs NY Rangers 5-2				
Tie	October 23, 1996 vs Chicago 2-2	Game-Winning Goal	Alex Salomonov at 5:5 of 2nd period, October 20, 1996 vs NY Rangers	Power Play Attempt	1:35 of 1st period, October 20, 1996 vs Rangers (goaltender interference on Pat Flatley)
Defeat	October 24, 1996 vs Ottawa 5-2	Game-Winning Goal Against	Steve Duchesne at 12:50 of 2nd period, October 24, 1996 vs Ottawa	Penalty Shot	Rob Zamuner, January 11, 1997 vs Islanders (successful)
Shutout	November 19, 1996 vs Los Angeles 3-0	Game-Tying Goal	John Cullen at 19:16 of 3rd period, November 8, 1996 vs Pittsburgh	Penalty Shot Against	Steve Heinze, December 17, 1997 vs Boston (unsuccessful)
Shutout Against	November 27, 1996 vs Buffalo 3-0				
Goal	Brian Bradley at 11:46 of 1st period, October 20, 1996 vs NY Rangers	Game-Tying Goal Against	Eric Weinrich at 6:50 of 3rd period, October 20, 1996 vs Chicago	Successful Penalty Shot	Rob Zamuner, January 11, 1997 vs NY Islanders
Goal Against	Wayne Gretzky at 13:45 of 1st period, October 20, 1996 vs NY Rangers	Empty-Net Goal	Roman Hamrik at 19:30 of 3rd period, December 31, 1996 vs NY Rangers	Successful Penalty Shot Against	Robert Reichel, January 14, 1998 vs NY Islanders
Assist	Rob Zamuner at 11:46 of 1st period, October 20, 1996 vs NY Rangers	Empty-Net Goal Against	Alexei Yashin at 19:42 of 3rd period, October 24, 1996 vs Ottawa	Starting Lineup	Mikael Andersson, Brian Bradley, Roman Hamrik, Rudy Poeschke, Cory Schwab, Rob Zamuner
Assist Against	Niklas Sundstrom at 13:45 of 1st period, October 20, 1996 vs NY Rangers	Hat Trick	Dino Ciccarilli, November 8, 1996 vs Pittsburgh		
Power Play Goal	Roman Hamrik at 18:20 of 2nd period, October 20, 1996 vs NY Rangers	Hat Trick Against	John LaClair, October 18, 1998 vs Philadelphia		
		Overtime Goal	Bill Woulster at 2:02 of OT, January 21, 1997 vs Colorado		
Power Play Goal Against	Daniel Gouneau at 4:32 of 3rd period, October 20, 1996 vs NY Rangers	Overtime Goal Against	Kelly Miller at 3:32 of OT, January 21, 1998 vs Washington		
Shorthanded Goal	Rob Zamuner at 18:57 of 2nd period, November 19, 1996 vs Los Angeles Kings				





## TEAM HISTORY

<b>May 1, 1990</b>	Phil Esposito announces his intention to vie for an NHL franchise in Tampa Bay.
<b>Sept. 12, 1990</b>	Esposito announces that the franchise, if awarded, will be called the Tampa Bay Lightning.
<b>Sept. 19, 1990</b>	In an exhibition game sponsored by Esposito and the Tampa Bay Hockey Group, a crowd of 25,581 - at that time, the largest to ever see an NHL game - watches the Pittsburgh Penguins skate to a 5-3 victory against Wayne Gretzky and the Los Angeles Kings at the Florida Suncoast Dome (now Tropicana Field).
<b>Nov. 1, 1990</b>	NHL representatives make their first official visit to Tampa Bay and give the area positive reviews.
<b>Dec. 6, 1990</b>	NHL President John A. Ziegler announces that Tampa Bay and Ottawa have been awarded conditional franchises, to begin play in 1992-93.
<b>Mar. 25, 1991</b>	The Lightning unveil the team's colors (black, blue, silver & white) and logos.
<b>Apr. 4, 1991</b>	Tony Esposito is hired as director of hockey operations.
<b>June 4, 1991</b>	At a news conference, the Lightning's home and road uniforms are unveiled.
<b>Sept. 19, 1991</b>	The Lightning receive approval for a restructured partnership with Lightning, Partners, Inc. (owned by Kokusai Green Co., Ltd.) assuming the role of general partner.
<b>Dec. 16, 1991</b>	The NHL grants permanent membership status to the Lightning and Ottawa Senators.
<b>Jan. 9, 1991</b>	The NHL announces the Lightning will play their inaugural season as members of the Norris Division of the Clarence Campbell Conference.
<b>Apr. 22, 1992</b>	The Lightning sign an agreement with the Florida State Fair grounds to have Expo Hall serve as the team's inaugural season home.
<b>Apr. 23, 1992</b>	Terry Crisp is named the first head coach in franchise history.
<b>June 18, 1992</b>	Goaltender Wendell Young is selected from the Pittsburgh Penguins with the first pick in the NHL Expansion Draft. The Lightning and Senators each select 21 players in the draft. Phil Esposito also completes the first trade in franchise history, sending goaltender Frederic Chabot (selected in the expansion draft from Montreal) back to the Canadiens for goaltender J.C. Bergeron.
<b>June 20, 1992</b>	The Lightning select Czech defenseman Roman Hamrlik first overall in the 1992 NHL Entry Draft at Montreal.
<b>June 29, 1992</b>	Forward Mikael Andersson of the Hartford Whalers becomes the Lightning's first free agent signing.
<b>Sept. 12, 1992</b>	The Lightning's first training camp opens at the Lakeland Civic Center in Lakeland, Florida.
<b>Sept. 18, 1992</b>	The Lightning tie the Minnesota North Stars, 4-4, in their first preseason game at Expo Hall. Brian Bradley scores the first goal 23 seconds in.
<b>Sept. 23, 1992</b>	Goaltender Manon Rheume makes history by becoming the first woman to play in one of the four major professional sports leagues when she starts against St. Louis in a preseason game.
<b>Oct. 7, 1992</b>	The Lightning open their first season with a 7-3 victory against the Chicago Blackhawks before sellout crowd of 10,425 at Expo Hall. Chris Kontos scores four goals in the victory.
<b>Oct. 13, 1992</b>	The Lightning earn their first road victory, 2-1, at St. Louis.
<b>Nov. 7, 1992</b>	The Lightning's first over time victory occurs at the New York Islanders as defenseman Doug Crossman records three goals (including the overtime winner) and three assists in the 6-5 win.
<b>Feb. 6, 1993</b>	Brian Bradley skates in the 44th NHL All-Star Game in Montreal, becoming the first All-Star in club history.
<b>Mar. 16, 1993</b>	Brian Bradley sets the NHL Expansion record for goals in one season for a non-WHA club when nets his 39th against Hartford at Expo Hall.
<b>July 20, 1993</b>	The Lightning and the city of St. Petersburg announce a two-year agreement for the team to play at the Florida Suncoast Dome (later renamed the ThunderDome).
<b>Oct. 9, 1993</b>	The Lightning set an NHL single-game attendance mark when 27,227 fans attend the first regular-season game at the ThunderDome vs. Florida.
<b>Oct. 20, 1993</b>	Wayne Gretzky plays against his younger brother, Brent, for the first time as the Lightning play host to the Los Angeles Kings at the ThunderDome.
<b>Aug. 10, 1995</b>	Final bond financing is completed to secure funding for the Tampa Bay Arena, which will house the Lightning beginning in 1996-97.
<b>Oct. 4, 1995</b>	Paul Ysebaert is named the first captain in club history.
<b>Mar. 5, 1996</b>	The Lightning earn their 100th franchise victory, 2-0, against the Chicago Blackhawks.
<b>Apr. 13, 1996</b>	The Lightning clinch their first Stanley Cup Playoff berth as New Jersey is eliminated from contention with a 4-2 loss against Ottawa.
<b>Apr. 16, 1996</b>	The Lightning appear in their first Stanley Cup Playoff game, losing 7-3 at Philadelphia in Game One of the Eastern Conference Quarter-Finals.
<b>Apr. 18, 1996</b>	Brian Bellows scores in overtime as the Lightning claim their first Stanley Cup Playoff victory, 2-1, at Philadelphia.
<b>Apr. 21, 1996</b>	Alex Selivanov scores in overtime against the Flyers to give the Lightning their first home Stanley Cup Playoff victory before a playoff-record crowd of 25,945.
<b>Apr. 23, 1996</b>	The Lightning set an all-time NHL attendance record as 28,183 fans pack the ThunderDome for Game Four of the Eastern Conference Quarter-Finals vs. Philadelphia.

<b>Oct. 20, 1996</b>	The Lightning open their new home in downtown Tampa - the St. Pete Times Forum - with a 5-3 victory against the New York Rangers. Brian Bradley scores the first goal at 11:46 of the first period.
<b>Oct. 21, 1996</b>	The Lightning are selected as host for the 1999 NHL All-Star Game, to be held at the St. Pete Times Forum.
<b>Jan. 18, 1997</b>	Right wing Dino Ciccarelli starts in the 1997 NHL All-Star Game at San Jose and records the first Lightning All-Star point, an assist.
<b>Mar. 4, 1997</b>	Dino Ciccarelli nets the 1,000th goal in Lightning history in the first period of a 6-3 victory at the New York Islanders.
<b>Nov. 12, 1997</b>	Jacques Demers is named the second head coach in Lightning history.
<b>Nov. 19, 1997</b>	Mikael Remberg is named the second captain in Lightning history.
<b>May 18, 1998</b>	The Lightning enter into a purchase agreement with Art Williams.
<b>July 14, 1998</b>	Art Williams becomes the second owner in franchise history.
<b>Oct. 9, 1998</b>	Rob Zamuner is named the third captain in team history.
<b>Oct. 13, 1998</b>	Jacques Demers is named the second general manager in Lightning history.
<b>Jan. 24, 1999</b>	The Lightning play host to the 49th NHL All-Star Game at the Ice Palace.
<b>Mar. 3, 1999</b>	The Lightning enter into a purchase agreement with Palace Sports & Entertainment, Inc. of Auburn Hills, Michigan.
<b>June 25, 1999</b>	John Cullen becomes the Lightning's first major awardwinner when he is presented with the Bill Masterton Memorial Trophy for his dedication and perseverance to hockey following a life-threatening bout with non-Hodgkin's lymphoma.
<b>June 28, 1999</b>	Palace Sports & Entertainment becomes the third owner in franchise history. Rick Dudley is named vice president of hockey operations and general manager.
<b>July 14, 1999</b>	Steve Ludzik becomes the third head coach in Lightning history.
<b>Sept. 28, 1999</b>	Bill Houlder is named the fourth captain in team history.
<b>Nov. 12, 1999</b>	Chris Gratton is named the fifth captain in team history.
<b>Mar. 10, 2000</b>	Vincent Lecavalier, 19, is named the sixth captain in team history, the youngest full-time captain in NHL history.
<b>Jan. 6, 2001</b>	John Tortorella becomes the fourth head coach in Lightning history.
<b>Feb. 4, 2001</b>	Fredrik Modin, who one day earlier won the NHL's Hardest Shot Competition, skates in the 2001 NHL All-Star Game at Denver and records four assists, one shy of the NHL All-Star Game record.
<b>May 29, 2001</b>	Entered a minor league affiliation agreement with the Springfield Falcons of the American Hockey League. (AHL).
<b>June 12, 2001</b>	Entered a minor league affiliation agreement with the Pensacola Ice Pilots of the East Coast Hockey League (ECHL).
<b>Feb. 2, 2002</b>	Nikolai Khabibulin became the first Lightning goaltender to compete in the NHL All-Star Game. Khabibulin was the game's winning netminder after he stopped all 20 shots he faced for a scoreless third period in the World Team's 8-5 come-from-behind victory.
<b>Feb. 10, 2002</b>	Jay Feaster is named General Manager.
<b>Mar. 1, 2002</b>	The Lightning set a new Ice Palace attendance record of 20,914 in a 3-4 overtime loss to the Detroit Red Wings.
<b>Sept. 11, 2002</b>	Dave Andreychuk is named seventh captain in team history.
<b>Feb. 2, 2003</b>	Nikolai Khabibulin, Vincent Lecavalier & Martin St. Louis became the first multiple Lightning representatives in an NHL All-Star Game when they suited up for the Eastern Conference at the Office Depot Center in Sunrise.
<b>Mar. 24, 2003</b>	The Lightning clinch their second Stanley Cup Playoff berth in franchise history with a 4-1 win at San Jose.
<b>Apr. 3, 2003</b>	The Lightning clinch their first Southeast Division title when Washington loses to Ottawa, 5-1.
<b>Apr. 20, 2003</b>	The Lightning win their first Stanley Cup Playoff series with a 2-1 victory at Washington on Martin St. Louis' goal in the third overtime. Tampa Bay wins the series, four games to two.
<b>June 24, 2003</b>	Entered a minor league affiliation agreement with the Hershey Bears of the American Hockey League. (AHL).
<b>Aug. 1, 2003</b>	Entered a minor league affiliation agreement with the Hamilton Bulldogs of the American Hockey League. (AHL).
<b>Apr. 1, 2004</b>	Lightning clinch their first-ever Eastern Conference number-one seed with a 4-3 win over the Florida Panthers.
<b>Apr. 29, 2004</b>	Tampa Bay advanced to the Eastern Conference Finals for the first time with a 3-1 victory over the Montreal Canadiens. It was also the first time in franchise history the Lightning swept an opponent in the playoffs.
<b>May 8, 2004</b>	The Lightning played its first Eastern Conference Championship game in franchise history, defeating the Philadelphia Flyers 3-1.
<b>May 22, 2004</b>	Tampa Bay advanced to the Stanley Cup Finals for the first time in team history after downing Philadelphia 2-1 in Game 7 of the Eastern Conference Finals.
<b>June 3, 2004</b>	Tampa Bay sets a new attendance record at the St. Pete Times Forum when 22,426 fans filled the building to watch a 3-2 Calgary win in Game 5 of the Stanley Cup Finals.
<b>June 7, 2004</b>	The Lightning won their first Stanley Cup in franchise history with a 2-1 victory in Game 7 vs. Calgary.
<b>June 10, 2004</b>	Brad Richards was awarded the Conn Smythe Trophy as playoff MVP. Martin St. Louis becomes the first player in franchise history to win the Hart Trophy as NHL MVP and the Art Ross Trophy as the NHL's leading point scorer. John Tortorella (Jack Adams) and Brad Richards (Lady Byng) also won NHL Awards for the first time.





<b>June 26, 2005</b>	Signed Executive VP and General Manager Jay Feaster and Head Coach John Tortorella to long-term contract extensions.	<b>Feb. 5, 2010</b>	Tampa Bay Sports & Entertainment LLC, owned by Jeff Vinik, executes an agreement to purchase the Tampa Bay Lightning, the company which operates the St. Pete Times Forum and two parcels of adjacent land.
<b>July 29, 2005</b>	Named Claude Loiselle to the position of Assistant General Manager.	<b>Feb. 24, 2010</b>	Named Jim Johnson Assistant Coach and relieved Wes Walz from the position of Assistant Coach.
<b>Apr. 17, 2006</b>	Tampa Bay clinched their third consecutive playoff berth with a Washington win against Atlanta.	<b>Mar. 3, 2010</b>	Tampa Bay Sports and Entertainment LLC closes on purchase agreement for the Tampa Bay Lightning, the lease to the St. Pete Times Forum and adjacent real estate, becoming the fifth owner in franchise history.
<b>May 22, 2006</b>	Named Steve Stirling the Head Coach of their top affiliate, the Springfield Falcons (AHL).	<b>Apr. 3, 2010</b>	Assign Assistant Coach Jim Johnson to Norfolk of the American Hockey League as Head Coach.
<b>July 31, 2006</b>	Named Ryan Belec the Vice President of Hockey Operations for their ECHL affiliate Johnstown Chiefs.	<b>Apr. 12, 2010</b>	Executive Vice President and General Manager Brian Lawton and Head Coach Rick Tocchet relieved of their duties.
<b>Sept. 5, 2006</b>	Named William "Mic" Miederhoff to the position of Assistant Equipment Manager.	<b>May 25, 2010</b>	Steve Yzerman named to the position of Vice President, General Manager and Alternate Governor.
<b>Sept. 6, 2006</b>	Tim Taylor is named the eighth captain in franchise history.	<b>June 8, 2010</b>	Added Pat Verbeek to professional scouting staff.
<b>Sept. 28, 2006</b>	Dave Andreychuk joins Lightning front office as Community Representative.	<b>June 10, 2010</b>	Named Guy Boucher the seventh head coach in franchise history.
<b>Oct. 5, 2006</b>	St. Pete Times Forum Celebrates 10th anniversary at Lightning home opener.	<b>July 16, 2010</b>	Hired Julien BriseBois as Assistant General Manager.
<b>Jan. 20, 2007</b>	Executive Vice President and General Manager Jay Feaster becomes the all-time winningest general manager in franchise history with his 158th victory, surpassing Phil Esposito.	<b>July 20, 2010</b>	Named Daniel Lacroix and Martin Raymond as Assistant Coaches.
<b>Mar. 29, 2007</b>	Entered into a minor league affiliation agreement with the AHL's Norfolk Admirals.	<b>July 23, 2010</b>	Wayne Fleming hired as assistant coach; Jim Johnson and Cap Raeder relieved of their duties.
<b>Apr. 5, 2007</b>	Clinched their fourth consecutive playoff berth with Toronto and Montreal losses.	<b>July 26, 2010</b>	Named Tod Leiweke as Chief Executive Officer of Tampa Bay Sports and Entertainment.
<b>May 31, 2007</b>	Mike Sullivan named Assistant Coach.	<b>July 29, 2010</b>	Entered into an affiliate agreement with the ECHL's Florida Everblades.
<b>June 7, 2007</b>	Entered into a minor league affiliation agreement with the ECHL's Mississippi Sea Wolves.	<b>Aug. 16, 2010</b>	Hired Al Murray as Director of Amateur Scouting
<b>Aug. 7, 2007</b>	Absolute Hockey Enterprises enters into a purchase agreement with Palace Sports & Entertainment to buy the Tampa Bay Lightning, the lease-holding rights to the St. Pete Times Forum and 5.5 acres of land surrounding the building.	<b>Aug. 31, 2010</b>	Named Steve Griggs Chief Operating Officer
<b>Jan. 24, 2008</b>	Head Coach John Tortorella becomes the all-time leader in games coached among American-born coaches with his 507th, a 4-8 loss to Ottawa.	<b>Sept. 3, 2010</b>	Hired Steve Thomas as Player Development Consultant
<b>Feb. 12, 2008</b>	Jay Feaster earns his 200th career win as general manager of the Lightning, a 3-2 victory against Montreal.	<b>Sept. 7, 2010</b>	Hired Frantz Jean as Goaltending Consultant
<b>Feb. 13, 2008</b>	OK Hockey LLC enters into a purchase agreement with Palace Sports & Entertainment to buy the Tampa Bay Lightning, the lease-holding rights to the St. Pete Times Forum and 5.5 acres of land surrounding the building.	<b>Feb. 4, 2011</b>	Announced the team's business transformation that included new jersey systems, a new primary logo and Jeff Vinik's five-year charitable commitment to the community; Dave Andreychuk named Vice President of Fans; Phil Esposito named Vice President of Corporate Relations.
<b>Mar. 11, 2008</b>	Head Coach John Tortorella surpasses 'Badger' Bob Johnson as the all-time wins leader among American-born coaches with his 235th, an 8-4 win against the New York Islanders.	<b>Feb. 16, 2011</b>	The Lightning's Dave Andreychuk inducted into the Florida Sports Hall of Fame.
<b>Mar. 28, 2008</b>	John Tortorella named head coach for Team USA at the 2008 World Championships in Canada.	<b>Mar. 31, 2011</b>	Tampa Bay clinches its first playoff berth since 2007, a three-year absence.
<b>Mar. 31, 2008</b>	Played in the 600th home game in franchise history, a 2-0 loss to Atlanta.	<b>Apr. 20, 2011</b>	Steve Yzerman named General Manager of the Year Finalist in first season.
<b>Apr. 4, 2008</b>	Assistant Coach Mike Sullivan named as assistant for Team USA at the 2008 World Championships in Canada.	<b>July 5, 2011</b>	The Lightning Foundation launches the revolutionary "Community Heroes" program that will donate more than \$2 million to local charities throughout each hockey season.
<b>Apr. 7, 2008</b>	Lightning win draft lottery and retain the first overall pick at the 2008 NHL Entry Draft, the third time in franchise history they held the first overall selection.	<b>Dec. 31, 2011</b>	Lightning founder Phil Esposito honored with statue on the West Plaza outside the Tampa Bay Times Forum; The St. Pete Times Forum is renamed the Tampa Bay Times Forum after the St. Petersburg Times changes its name to the Tampa Bay Times.
<b>Apr. 28, 2008</b>	Lightning's Jeff Halpern named captain of Team USA at 2008 World Championships in Canada.	<b>Feb. 16, 2012</b>	The Lightning and the University of South Florida announce partnership to prepare students for careers in sport and entertainment management, offering a two-year MBA as well as paid internships for graduate students.
<b>June 3, 2008</b>	Lightning announce John Tortorella will not return as head coach for the 2008-09 season.	<b>Mar. 18, 2012</b>	Tampa Bay's top affiliate, the AHL's Norfolk Admirals, sets a league record with their 18th consecutive victory. They would go on to win 28 consecutive games, which will also carry over to the 2012-13 season.
<b>June 18, 2008</b>	Sale of the Lightning, the lease-holding rights and 5.5 acres of land to OK Hockey approved by the NHL's Board of Governors.	<b>Apr. 7, 2012</b>	Lightning forward Steven Stamkos becomes the first player in franchise history to score 60 goals in a 4-3 overtime win over the Winnipeg Jets at the MTS Centre.
<b>June 24, 2008</b>	Lightning name Barry Melrose the sixth coach in franchise history.	<b>May 3, 2012</b>	Tampa Bay Sports and Entertainment announces that the Tampa Bay Times Forum will receive the largest center-hung arena HD video display board in the United States and Canada, a privately funded cost of \$5 million.
<b>June 25, 2008</b>	Brian Lawton named Vice President of Hockey Operations.	<b>July 18, 2012</b>	Tampa Bay hires Rob Zetterler as assistant coach of their top affiliate, the Syracuse Crunch
<b>July 3, 2008</b>	Purchase of the Lightning by OK Hockey from Palace Sports and Entertainment closes.	<b>Feb. 14, 2013</b>	The Lightning announce 'Bolts Social Central', a revolutionary new social media hub at the Tampa Bay Times Forum.
<b>July 9, 2008</b>	Named Tom Kurvers to the position of co-assistant general manager, Jim Hammett to the position of director of player personnel and Greg Malone to the position of head professional scout. Lightning name Rick Tocchet, Wes Walz and Cap Raeder as assistant coaches.	<b>Mar. 24, 2013</b>	Lightning relieve Guy Boucher of coaching duties.
<b>July 11, 2008</b>	Executive vice president and general manager Jay Feaster resigns.	<b>Mar. 25, 2013</b>	Tampa Bay names Jon Cooper the eighth head coach in franchise history.
<b>July 17, 2008</b>	Mike Vernon named to the position of special assistant to the vice president of hockey operations.	<b>Apr. 10, 2013</b>	Tampa City Attorney Jim Shinner joins Tampa Bay Sports & Entertainment as executive vice president and general counsel.
<b>July 22, 2008</b>	Named Mike Butters General Manager of the Norfolk Admirals.	<b>June 3, 2013</b>	Top affiliate, the Syracuse Crunch, advance to the Calder Cup Final in just the first season of the affiliation.
<b>July 24, 2008</b>	Entered into affiliation agreement with the ECHL's Aug. a Lynx.	<b>June 3, 2013</b>	Lightning name Rick Bowness as associate coach.
<b>Aug. 22, 2008</b>	Ron Campbell assumes role of Senior Advisor to the Ownership group.	<b>June 27, 2013</b>	Tampa Bay uses compliance buy out on Vincent Lecavalier.
<b>Sept. 18, 2008</b>	Named Vincent Lecavalier team captain.	<b>July 4, 2013</b>	Lightning hire Trent Cull as assistant coach of the Syracuse Crunch.
<b>Oct. 22, 2008</b>	Named Brian Lawton Executive Vice President and General Manager.	<b>Oct. 1, 2013</b>	Named Martin St. Louis ninth team captain.
<b>Nov. 5, 2008</b>	COO Sean Henry resigns.	<b>Mar. 6, 2014</b>	Lightning name Steven Stamkos 10th team captain.
<b>Nov. 14, 2008</b>	Head Coach Barry Melrose relieved of his duties; Rick Tocchet named Interim Head Coach.	<b>Apr. 1, 2014</b>	Tampa Bay clinches first playoff berth since 2011-12 season.
<b>Nov. 23, 2008</b>	Lightning debut new blue third jersey vs. New Jersey.	<b>Apr. 7, 2014</b>	Tampa Bay names COO, Steve Griggs, President.
<b>Nov. 25, 2008</b>	Mike Sullivan returns to team as Associate Coach.	<b>Apr. 23, 2014</b>	Forwards Tyler Johnson and Ondrej Palat named finalists for the Calder Trophy
<b>Jan. 21, 2009</b>	Sean Henry named business consultant for Lightning and St. Pete Times Forum.	<b>Apr. 23, 2014</b>	Goaltender Ben Bishop named finalist for the Vezina Trophy
<b>May 11, 2009</b>	Rick Tocchet named seventh coach in franchise history.	<b>Apr. 23, 2014</b>	Head Coach Jon Cooper named finalist for the Jack Adams Award
<b>July 29, 2009</b>	Hired Rick Wilson as associate coach.	<b>July 24, 2014</b>	Lightning Owner Jeff Vinik purchases Channelside Plaza
<b>Aug. 17, 2009</b>	Entered into affiliation agreement with CHL's Colorado Eagles.	<b>Sept. 3, 2014</b>	The Tampa Bay Times Forum is renamed Amalie Arena.
<b>Oct. 2, 2009</b>	Hired Adam Dates as Assistant Coach, named Imran Khan Assistant General Manager/Strategic Planning and Liz Sylvia Manager of Hockey Administration.		



## ALL-TIME INDIVIDUAL RECORDS

### GOALS

#### MOST GOALS - CAREER

383 - Vincent Lecavalier  
369 - Martin St. Louis  
233 - Steven Stamkos

#### BY DEFENSEMAN

72 - Pavel Kubina  
66 - Dan Boyle  
52 - Roman Hamrlik

#### MOST GOALS - SEASON

60 - Steven Stamkos 2011-12  
52 - Vincent Lecavalier 2006-07  
51 - Steven Stamkos 2009-10

#### BY LEFT WING

32 - Fredrik Modin 2000-01  
31 - Fredrik Modin 2005-06  
29 - Fredrik Modin 2003-04

#### BY RIGHT WING

43 - Martin St. Louis 2006-07  
38 - Martin St. Louis 2003-04  
35 - Dino Ciccarelli 1996-97

#### BY CENTER

60 - Steven Stamkos 2011-12  
52 - Vincent Lecavalier 2006-07  
51 - Steven Stamkos 2009-10

#### BY DEFENSEMAN

20 - Dan Boyle 2006-07  
17 - Pavel Kubina 2003-04  
16 - Roman Hamrlik 1995-96

#### BY ROOKIE

24 - Tyler Johnson 2013-14  
23 - Ondrej Palat 2013-14  
23 - Steven Stamkos 2008-09

#### MOST GOALS - GAME

4 - Chris Kontos, 10/7/92 vs. CHI  
4 - Martin St. Louis, 1/18/14 vs. SJ  
3 - Accomplished many times, most recently Steven Stamkos 3/19/14 at TOR

#### BY DEFENSEMAN

3 - Doug Crossman 11/7/92 @ NYI  
3 - Dan Boyle 12/23/06 vs. NYR  
2 - Accomplished many times, most recently by Victor Hedman 11/27/13 vs. PHI

#### BY ROOKIE

3 - Steven Stamkos 2/17/09 vs. CHI  
3 - Tyler Johnson 1/25/14 vs. COL  
2 - 14 times, most recently by Ondrej Palat 4/8/14 vs. TOR

#### MOST GOALS - PERIOD

3 - 6 times, most recently: Martin St. Louis, 1/18/14 vs. SJ

#### MOST POWER PLAY GOALS - CAREER

112 - Vincent Lecavalier  
96 - Martin St. Louis  
81 - Steven Stamkos

#### BY DEFENSEMAN

33 - Pavel Kubina  
31 - Dan Boyle  
27 - Roman Hamrlik

#### MOST POWER PLAY GOALS - SEASON

24 - Steven Stamkos 2009-10  
17 - Steven Stamkos 2010-11  
16 - Brian Bradley 1992-93

#### MOST SHORTHANDED GOALS - CAREER

28 - Martin St. Louis  
14 - Rob Zamuner  
13 - Vincent Lecavalier

#### MOST SHORTHANDED GOALS - SEASON

8 - Martin St. Louis 2003-04  
5 - Tyler Johnson 2013-14  
5 - Vincent Lecavalier 2006-07

#### MOST GAME-WINNING GOALS - CAREER

60 - Vincent Lecavalier  
65 - Martin St. Louis  
35 - Steven Stamkos

#### MOST GAME-WINNING GOALS - SEASON

12 - Steven Stamkos 2011-12  
8 - Steven Stamkos 2010-11

#### MOST HAT TRICKS - CAREER

8 - Martin St. Louis  
7 - Steven Stamkos  
6 - Vincent Lecavalier  
3 - Wendel Clark  
3 - Fredrik Modin

#### MOST HAT TRICKS - SEASON

3 - Wendel Clark 1998-99  
2 - 7 times, most recently by Steven Stamkos 2013-14

#### MOST CONSECUTIVE (TEAM) GAMES SCORING GOALS

8 - Brian Bradley 11/11-11/24/92  
7 - Steven Stamkos 2/13-3/11/10  
6 - Vincent Lecavalier 10/21-11/2/06  
6 - Steven Stamkos (3x: 10/17-11/2/09 & 2/16-2/26/13 & 10/27-11/9/13)

### ASSISTS

#### MOST ASSISTS - CAREER

604 - Martin St. Louis  
491 - Vincent Lecavalier  
339 - Brad Richards

#### BY DEFENSEMAN

186 - Dan Boyle  
171 - Pavel Kubina  
133 - Roman Hamrlik

#### MOST ASSISTS - SEASON

68 - Martin St. Louis 2010-11  
68 - Brad Richards 2005-06  
65 - Martin St. Louis 2009-10

#### BY LEFT WING

55 - Cory Stillman 2003-04  
36 - Ondrej Palat 2013-14  
33 - Rob Zamuner 1996-97  
28 - Rob Zamuner 1992-93  
28 - Fredrik Modin 2003-04

#### BY CENTER

68 - Brad Richards 2005-06  
57 - Brad Richards 2002-03  
57 - Vaclav Prospal 2002-03

#### BY RIGHT WING

68 - Martin St. Louis 2010-11  
65 - Martin St. Louis 2009-10  
59 - Martin St. Louis 2006-07

#### BY DEFENSEMAN

49 - Roman Hamrlik 1995-96  
43 - Dan Boyle 2006-07  
42 - Victor Hedman 2013-2014

#### BY ROOKIE

41 - Brad Richards 2000-01  
36 - Ondrej Palat 2013-14  
29 - Chris Gratton 1993-94

#### MOST ASSISTS - GAME

5 - Mark Recchi 3/1/09 at CGY  
5 - Martin St. Louis 11/18/10 @ PHI  
4 - 8 times, most recently by Martin St. Louis 1/27/13 vs. PHI

#### BY DEFENSEMAN

4 - Adrian Aucoin 3/3/01 @ NYI  
4 - Pavel Kubina 11/22/00 vs. ATL  
4 - Joe Reekie 10/7/92 vs. CHI

#### BY ROOKIE

3 - Brad Richards 1/30/01 @ FLA  
3 - Brad Richards 10/15/00 vs. ATL  
3 - Rob Zamuner 10/7/92 vs. CHI  
3 - Victor Hedman 2/11/10 vs. BOS

#### MOST ASSISTS - PERIOD

3 - 16 times, last - Martin St. Louis 1/27/13 vs. PHI (1st)

#### MOST CONSECUTIVE (TEAM) GAMES WITH AN ASSIST

10 - 3 times, most recently: Martin St. Louis 10/16-10/31/09  
8 - 4 times, most recently: Martin St. Louis 1/13-2/2/12

### POINTS

#### MOST POINTS - CAREER

973 - Martin St. Louis  
874 - Vincent Lecavalier  
489 - Brad Richards  
426 - Steven Stamkos  
371 - Vaclav Prospal

#### BY DEFENSEMAN

252 - Dan Boyle  
243 - Pavel Kubina  
185 - Roman Hamrlik

#### MOST POINTS - SEASON

108 - Vincent Lecavalier (52g-56a)  
2006-07  
102 - Martin St. Louis (43g-59a) 2006-07  
99 - Martin St. Louis (31g-68a) 2010-11

#### BY LEFT WING

80 - Cory Stillman (25g-55a) 2003-04  
80 - Vaclav Prospal (25g-55a) 2005-06  
59 - Ondrej Palat (23g-36a) 2013-14

#### BY CENTER

108 - Vincent Lecavalier (52g-56a)  
2006-07  
97 - Steven Stamkos (60g-37a) 2011-12  
95 - Steven Stamkos (51g-44a) 2009-10

#### BY RIGHT WING

102 - Martin St. Louis (43g-59a) 2006-07  
99 - Martin St. Louis (31g-68a) 2010-11  
94 - Martin St. Louis (38g-56a) 2003-04  
94 - Martin St. Louis (29g-65a) 2009-10

#### BY DEFENSEMAN

65 - Roman Hamrlik (16g-49a) 1995-96  
63 - Dan Boyle (20g-43a) 2006-07  
55 - Victor Hedman (13g-42a) 2013-14  
53 - Dan Boyle (15g-38a) 2005-06

#### BY ROOKIE

62 - Brad Richards (21g-41a) 2000-01  
59 - Ondrej Palat (23g-36a) 2013-14  
50 - Tyler Johnson (24g-26a) 2013-14

#### MOST POINTS - GAME

6 - Doug Crossman 11/7/92 (3g-3a) @ NYI  
5 - 7 times, most recently by Vincent Lecavalier 2/23/2011 (1g-4a) vs. PHX

#### BY DEFENSEMAN

6 - Doug Crossman 11/7/92 (3g-3a) @ NYI  
5 - Pavel Kubina 11/22/00 (1g-4a) vs. ATL  
4 - 4 times, most recently by Dan Boyle 12/23/06 (3g-1a) vs. NYR

#### BY ROOKIE

3 - 17 times, most recently by Ondrej Palat 1/25/14 (2g-1a) vs. PHX

#### MOST POINTS - PERIOD

4 - Pavel Kubina (1g-3a) 11/22/00 vs. ATL (2nd)  
4 - Dan Boyle (3g-1a) 12/23/06 vs. NYR (3rd)  
4 - Vincent Lecavalier (2g-2a) 11/14/07 (2nd)  
4 - Martin St. Louis (1g-3a) 2/17/09 (1st)

#### MOST POWER PLAY POINTS - CAREER

303 - Martin St. Louis  
297 - Vincent Lecavalier  
213 - Brad Richards

#### BY DEFENSEMAN

114 - Dan Boyle  
103 - Pavel Kubina  
97 - Roman Hamrlik

#### MOST POWER PLAY POINTS - SEASON

46 - Brad Richards (7g-39a) 2005-06  
42 - Roman Hamrlik (12g-30a) 1995-96  
41 - 3 times, most recently: Martin St. Louis (4g-37a) 2010-11

#### MOST POINTS AT HOME - SEASON

57 - Steven Stamkos (36g-21a) 2011-12  
54 - Steven Stamkos (28g-26a) 2009-10  
53 - Vincent Lecavalier (23g-30a) 2007-08

#### BY DEFENSEMAN

40 - Roman Hamrlik (10g-30a) 1995-96  
38 - Dan Boyle (13g-25a) 2006-07  
33 - Victor Hedman (7g-26a) 2013-14

#### BY ROOKIE

36 - Ondrej Palat (19g-17a) 2013-14  
35 - Brad Richards (12g-23a) 2000-01  
30 - Tyler Johnson (15g-15a) 2013-14

#### **MOST POINTS ON ROAD - SEASON**

61- Vincent Lecavalier (25g-36a) 2006-07  
56- Martin St. Louis (25g-31a) 2006-07  
47- Martin St. Louis (16g-31a) 2003-04  
47- Martin St. Louis (11g-36a) 2010-11

#### **BY DEFENSEMAN**

28- Dan Boyle (7g-21a) 2002-03  
25- Roman Hamrlik (6g-19a) 1995-96  
23- Dan Boyle (8g-17a) 2005-06  
25- Dan Boyle (7g-18a) 2006-07

#### **BY ROOKIE**

27- Brad Richards (9g-18a) 2000-01  
23- Ondrej Palat (4g-19a) 2013-14  
22- Steven Stamkos (11g-11a) 2008-09

#### **MOST CONSECUTIVE (TEAM) GAMES WITH A POINT**

18- Steven Stamkos 1/19-3/11/10 (17g-16a-33p)  
13- Brian Bradley 11/1-11/24/92 (10g-9a-19p)  
13- Martin St. Louis 2/5-3/3/04 (8g-15a-23p)  
13- Václav Prospal 10/26-11/20/05 (8g-15a-23p)

#### **MOST POINTS TWO CONSECUTIVE (TEAM) GAMES**

8- Vincent Lecavalier 11/14-11/16/07 (4g-4a)  
7- Vincent Lecavalier 11/2-11/4/06 (1g-6a)  
7- Martin St. Louis 12/7-12/9/06 (1g-6a)  
7- Martin St. Louis 11/7-11/18/10 (1g-6a)

#### **MOST POINTS THREE CONSECUTIVE (TEAM) GAMES**

10- Vincent Lecavalier 11/14-11/19/07 (5g-5a)  
10- Vincent Lecavalier 11/10-11/16/07 (4g-6a)  
9- Martin St. Louis 12/7-12/12/06 (2g-7a)  
9- Vincent Lecavalier 11/8-11/14/07 (4g-5a)

#### **MOST SEASONS**

14- Vincent Lecavalier  
13- Martin St. Louis  
10- Pavel Kubina

#### **MOST GAMES PLAYED**

1037- Vincent Lecavalier  
972- Martin St. Louis  
662- Pavel Kubina

#### **MOST CONSECUTIVE GAMES PLAYED**

499- Martin St. Louis 11/17/05-12/6/11  
388- Cory Sarich 11/25/01 - 4/7/07  
344- Brad Richards 1/20/03-2/23/08

#### **MOST SHOTS - SEASON**

339- Vincent Lecavalier 2006-07  
318- Vincent Lecavalier 2007-08  
309- Vincent Lecavalier 2005-06

#### **BY DEFENSEMAN**

281- Roman Hamrlik 1995-96  
238- Roman Hamrlik 1996-97  
203- Dan Boyle 2006-07

#### **MOST SHOTS - GAME**

14- John Tucker 12/16/92 @ SJ  
12- Brad Richards 3/7/03 vs. COL  
12- Vincent Lecavalier 3/11/2011 vs. OTT  
By Defenseman  
9- Shawn Chambers 1/21/93 vs. TOR  
8- 6 times, last- Pavel Kubina 11/23/05 at WSH

#### **HIGHEST PLUS-MINUS - CAREER**

+37- Ondrej Palat  
+31- Martin St. Louis  
+26- Tyler Johnson

#### **HIGHEST PLUS-MINUS - SEASON**

+35- Martin St. Louis 2003-04  
+32- Ondrej Palat 2013-14  
+31- Fredrik Modin 2003-04

#### **BY DEFENSEMAN**

+29- Brad Lukowich 2003-04  
+23- Dan Boyle 2003-04  
+16- Bill Houlder 1996-97

#### **HIGHEST PLUS-MINUS - GAME**

+5- Cory Cross 2/28/98 vs. WAS  
+5- Pavel Kubina 11/22/00 vs. ATL  
+5- Brad Lukowich 10/18/02 vs. ATL  
+5- Dan Boyle 1/3/04 vs. PHI  
+5- Vincent Lecavalier 11/14/07 vs. CAR  
+5- Martin St. Louis 11/14/07 vs. CAR  
+5- Sami Salo 1/25/13 vs. OTT  
+5- Steven Stamkos 4/24/13 vs. TOR

#### **BY DEFENSEMAN**

+6- Matt Carle 1/11 vs. PHI  
+5- Cory Cross 2/28/98 vs. WAS  
+5- Pavel Kubina 11/22/00 vs. ATL  
+5- Brad Lukowich 10/18/02 vs. ATL  
+5- Dan Boyle 1/3/04 vs. PHI  
+5- Sami Salo 1/25/13 vs. OTT

#### **PENALTIES**

#### **MOST PENALTY MINUTES - CAREER**

828- Chris Gratton  
784- Pavel Kubina  
746- Vincent Lecavalier

#### **BY DEFENSEMAN**

784- Pavel Kubina  
604- Enrico Ciccone  
554- Cory Sarich

#### **MOST PENALTY MINUTES - SEASON**

265- Zenon Konopka 2009-10  
258- Enrico Ciccone 1995-96  
225- Enrico Ciccone 1994-95  
225- Petr Svoboda 1994-95

#### **BY DEFENSEMAN**

258- Enrico Ciccone 1995-96  
225- Enrico Ciccone 1994-95  
170- Petr Svoboda 1999-00

#### **MOST PENALTY MINUTES - GAME**

49- Darcy Tucker 12/27/99 vs. FLA  
36- Chris Joseph 3/9/94 @ HFD  
32- Enrico Ciccone 4/11/95 vs. NYI

#### **MOST MAJOR PENALTIES - CAREER**

56- Andre Roy  
44- Rudy Poeschek  
38- Zenon Konopka  
38- Chris Dingman

#### **MOST MISCONDUCT PENALTIES - CAREER**

23- Andre Roy  
15- Enrico Ciccone  
14- Darcy Tucker

#### **GOALTENDING**

#### **MOST SEASONS**

7- Daren Puppa  
4- J.C. Bergeron  
4- Derek Wilkinson  
4- Nikolai Khabibulin  
4- Mike Smith

#### **MOST GAMES PLAYED - CAREER**

206- Daren Puppa  
192- Nikolai Khabibulin  
118- Mike Smith

#### **MOST GAMES PLAYED - SEASON**

70- Nikolai Khabibulin 2001-02  
65- Nikolai Khabibulin 2002-03  
63- Ben Bishop 2013-14

#### **MOST MINUTES PLAYED - CAREER**

11576- Daren Puppa  
11080- Nikolai Khabibulin  
6720- Mike Smith

#### **MOST MINUTES PLAYED - SEASON**

3896- Nikolai Khabibulin 2001-02  
3787- Nikolai Khabibulin 2002-03  
3653- Daren Puppa 1993-94

#### **MOST WINS - CAREER**

83- Nikolai Khabibulin  
77- Daren Puppa  
53- John Grahame

#### **MOST WINS - SEASON**

37- Ben Bishop 2013-14  
30- Nikolai Khabibulin 2002-03  
29- Daren Puppa 1995-96

#### **MOST LOSSES - CAREER**

91- Daren Puppa  
74- Nikolai Khabibulin  
52- Mike Smith

#### **MOST LOSSES - SEASON**

33- Daren Puppa 1993-94  
33- Kevin Weekes 2000-01  
32- Nikolai Khabibulin 2001-02

#### **MOST TIES - CAREER**

28- Nikolai Khabibulin  
26- Daren Puppa  
7- Pat Jablonski

#### **MOST TIES - SEASON**

11- Nikolai Khabibulin 2002-03  
10- Nikolai Khabibulin 2001-02  
9- Daren Puppa 1995-96

#### **MOST SHOOTOUT WINS - CAREER**

7- Johan Holmqvist  
6- Ben Bishop  
5- Marc Denis  
5- Dwayne Roloson  
4- John Grahame

#### **MOST SHOOTOUT WINS - SEASON**

6- Johan Holmqvist 2006-07  
6- Ben Bishop 2013-14  
4- Marc Denis 2006-07

#### **MOST SHOOTOUT LOSSES - CAREER**

10- Mike Smith  
7- Ben Bishop  
5- Dwayne Roloson

#### **MOST SHOOTOUT LOSSES - SEASON**

7- Mike Smith 2008-09  
6- Ben Bishop 2013-14  
4- Antero Niittymäki 2009-10

#### **BEST GAA - CAREER (MIN. 50 GP)**

2.39- Nikolai Khabibulin  
2.61- Ben Bishop  
2.64- John Grahame

#### **BEST GAA - SEASON (MIN. 30 GP)**

2.23- Ben Bishop 2013-14  
2.33- Nikolai Khabibulin 2003-04  
2.36- Nikolai Khabibulin 2001-02

#### **BEST SAVE PERCENTAGE - CAREER (MIN. 50 GP)**

.920- Ben Bishop  
.914- Nikolai Khabibulin  
.906- Mike Smith

#### **BEST SAVE PERCENTAGE - SEASON (MIN. 30 GP)**

.924- Ben Bishop 2013-14  
.920- Nikolai Khabibulin 2001-02  
.918- Daren Puppa 1995-96

#### **MOST SAVES - CAREER**

4978- Daren Puppa  
4715- Nikolai Khabibulin  
3042- Mike Smith

#### **MOST SAVES - SEASON**

1761- Nikolai Khabibulin 2001-02  
1758- Ben Bishop 2013-14  
1604- Nikolai Khabibulin 2002-03

#### **MOST SAVES - GAME**

48- Ben Bishop 1/19/14 at CAR  
47- Antero Niittymäki 3/25/10 at BOS  
45- Daren Puppa 11/27/95 vs. LA  
45- Kevin Weekes 11/21/01 @ WSH  
45- Dwayne Roloson 2/16/12 vs. SJS

#### **MOST SAVES AT HOME - GAME**

45- Daren Puppa 11/27/95 vs. LA  
45- Dwayne Roloson 2/16/12 vs. SJS  
44- Corey Schwab 3/8/97 vs. CGY

#### **MOST SAVES ON ROAD - GAME**

48- Ben Bishop 1/19/14 at CAR  
47- Antero Niittymäki 3/25/10 at BOS  
45- Kevin Weekes 11/21/01 @ WSH

#### **MOST SHUTOUTS - CAREER**

14- Nikolai Khabibulin  
12- Daren Puppa  
8- John Grahame

#### **MOST SHUTOUTS - SEASON**

7- Nikolai Khabibulin 2001-02  
5- Ben Bishop 2013-14  
5- Daren Puppa 1995-96





#### MOST PENALTY MINUTES - SEASON

29 - Dan Cloutier 1999-00  
23 - Mike Smith 2008-09  
14 - Mark Fitzpatrick 1997-98  
14 - John Grahame 2005-06  
14 - Mike Smith 2009-10

#### MOST CONSECUTIVE GAMES PLAYED

25 - Mark Fitzpatrick 1/21-3/28/98  
17 - Rick Tabaracci 2/1-3/8/97, 12/4/96-1/8/97

#### MOST CONSECUTIVE GAMES STARTED

25 - Mark Fitzpatrick 1/21-3/28/98  
16 - Ben Bishop 1/14-3/4/14  
13 - Nikolai Khabibulin 10/28-11/23/02

#### MOST CONSECUTIVE VICTORIES (IN DECISIONS)

9 - John Grahame 11/14 - 12/10/05  
8 - Nikolai Khabibulin 2/23 - 3/6/04  
6 - Daren Puppa 11/18-12/31/95  
6 - John Grahame 1/22-2/14/04

#### MOST CONSECUTIVE GAMES UNBEATEN (IN DECISIONS)

16 - Nikolai Khabibulin 2/15-4/2/03 (12-0-4)  
13 - Ben Bishop 12/5/13-1/16/14 (9-0-3)  
10 - Ben Bishop 3/8-3/29/14 (7-0-3)  
10 - Nikolai Khabibulin 2/23-3/12/04 (9-0-1)

#### TEAM RECORDS

##### POINTS

106 - 2003-04 (46-22-8-6)  
103 - 2010-11 (46-25-11)  
101 - 2013-14 (46-27-9)  
93 - 2002-03 (38-25-16-5)

##### AT HOME

56 - 2013-14 (25-10-6)  
55 - 2003-04 (24-10-4-3)  
55 - 2010-11 (25-11-5)

##### ON ROAD

51 - 2003-04 (22-12-4-3)  
48 - 2006-07 (22-15-4)  
48 - 2010-11 (21-14-6)

##### FEWEST POINTS

37 - 1994-95 (17-28-3) (lockout abbreviated season)  
40 - 2012-13 (18-26-4) (lockout abbreviated season)  
44 - 1997-98 (17-55-10)

##### AT HOME

20 - 1994-95 (10-14-0) (lockout abbreviated season)  
26 - 2012-13 (12-10-2) (lockout abbreviated season)  
27 - 1992-93 (12-26-3)

##### ON ROAD

14 - 2012-13 (6-16-2) (lockout abbreviated season)  
15 - 1997-98 (6-32-3)  
17 - 1994-95 (7-14-3) (lockout abbreviated season)

#### MOST WINS

46 - 2013-14  
46 - 2010-11  
46 - 2003-04

##### AT HOME

25 - 2013-14  
25 - 2011-12  
25 - 2010-11  
25 - 2005-06

##### ON ROAD

22 - 2003-04  
22 - 2006-07  
21 - 2013-14  
21 - 2010-11

#### FEWEST WINS

17 - 1994-95  
17 - 1997-98  
18 - 2012-13 (lockout abbreviated season)

##### AT HOME

10 - 1994-95  
11 - 1997-98  
12 - 1992-93  
12 - 1998-99  
12 - 2008-09  
12 - 2012-13 (lockout abbreviated season)

##### ON ROAD

6 - 1997-98  
6 - 1999-00  
6 - 2012-13 (lockout abbreviated season)

#### FEWEST REGULATION LOSSES

22 - 2003-04  
25 - 2010-11  
25 - 2002-03  
26 - 2012-13 (lockout abbreviated season)

##### AT HOME

9 - 2002-03  
10 - 2013-14  
10 - 2003-04

##### ON ROAD

12 - 2003-04  
14 - 2010-11  
14 - 1994-95

#### MOST REGULATION LOSSES

55 - 1997-98  
54 - 1998-99  
54 - 1992-93

##### AT HOME

26 - 1992-93  
25 - 1998-99  
23 - 1997-98

##### ON ROAD

32 - 1997-98  
29 - 1998-99  
27 - 1992-93  
27 - 1999-00

#### MOST TIES

16 - 2002-03  
12 - 1995-96  
11 - 1993-94  
11 - 2001-02

#### AT HOME

8 - 1996-97  
7 - 1997-98  
7 - 2002-03

##### ON ROAD

9 - 2002-03  
7 - 1995-96  
6 - 2001-02

#### FEWEST TIES

3 - 1994-95  
6 - 2000-01  
7 - 1992-93

##### AT HOME

0 - 1994-95  
3 - 1992-93  
3 - 2000-01

##### ON ROAD

2 - 1996-97  
3 - 1994-95  
3 - 1997-98  
3 - 2000-01

#### MOST OVERTIME WINS

13 - 2011-12  
8 - 2010-11  
6 - 2013-14

#### MOST OVERTIME LOSSES

8 - 2007-08  
8 - 2008-09  
8 - 2011-12  
7 - 1999-00

#### MOST SHOOTOUT WINS

10 - 2006-07  
8 - 2013-14  
6 - 2010-2011

#### MOST SHOOTOUT LOSSES

10 - 2008-09  
7 - 2009-10  
6 - 2013-14

#### STREAKS

##### LONGEST UNBEATEN

13 - (7-0-6) 3/7-4/2/03  
11 - (10-0-1) 2/23-3/12/04  
8 - (7-0-1) 10/10-11/1/03

##### AT HOME

10 - (9-0-1) 1/29-3/12/04  
9 - (5-0-4) 2/25-4/2/03  
8 - 3 times, last - (8-0-0) 3/17-4/8/06

##### ON ROAD

7 - (6-0-1) 2/23-3/10/04  
7 - (7-0-1) 1/7-2/1/07  
6 - (5-0-1) 12/28/93-1/12/94  
6 - (4-0-2) 3/14-3/31/03

#### YEAR-BY-YEAR STREAKS WINNING

2013-14 5 (2 TIMES)  
Home 7 (10/24-11/27)  
Away 5 (12/15-1/3)

##### UNBEATEN

2013-14 -  
Home -  
Away -

#### GAMES W/POINT

2013-14 7 (13/8-3/20)  
Home 7 (10/24-11/27)  
Away 5 (12/15-1/3)

##### LOSING

2013-14 3 (3/2-3/6)  
Home 2 (4/3-4/5)  
Away 3 (11/16-11/21)

#### WINLESS

2013-14 5 (3/3-3/10)  
Home 5 (12/28-1/18)  
Away 7 (11/16-12/14)

#### LONGEST WINNING

8 - 2/23-3/6/04  
6 - 1/18-2/1/11  
5 - 9 times, last - 3/13-3/20/14

##### AT HOME

8 - 3/17-4/8/06  
7 - 2 times, last - 10/24-11/27/13  
6 - 3 times, last - 10/20-11/17/11

##### ON ROAD

7 - 1/7-2/1/07  
6 - 1/8-2/7/08  
5 - 2 times, last - 12/15-1/3/14

#### LONGEST GAMES WITH A POINT

18 - 2/5-3/12/04  
13 - 3/7-4/2/03

##### AT HOME

13 - 1/3-3/12/04  
9 - 2/25-4/2/03  
9 - 10/8-11/4/09

##### ON ROAD

10 - 2/5-3/10/04  
10 - 1/5-2/20/08  
7 - 1/7-2/1/07  
7 - 3/12-4/3/11

#### LONGEST WINLESS (INCLUDING OT AND SHOOTOUT LOSSES)

16 - (0-15-1) 10/10-11/17/97  
16 - (0-14-2) 1/2-2/5/98  
12 - (0-8-2-2) 12/14/99-1/11/00

##### AT HOME

11 - (0-10-1) 1/2-2/26/98  
9 - (0-8-1) 3/9-4/10/93  
9 - (0-9-0) 11/10/98 to 12/26/98

##### ON ROAD

17 - (0-11-3-3) 12/2/99-2/19/00  
16 - (0-15-1) 10/10-12/10/97  
12 - (0-10-1-1) 1/16-3/1/01

#### LONGEST LOSING (REGULATION LOSSES)

13 - 1/3-2/2/98  
10 - 10/24-11/17/97  
9 - 2 times, last - 11/10-12/3/98

##### AT HOME

10 - 1/3/98-2/26/98  
9 - 11/10-12/26/98  
7 - 3/1-3/28/00

##### ON ROAD

11 - 10/24-12/10/97  
8 - 12/21/98-1/15/99  
8 - 1/7/00-2/19/00



## SCORING

### MOST GOALS SCORED - SEASON

246 - 2006-06  
245 - 1992-93  
245 - 2003-04

### AT HOME

138 - 1995-96  
134 - 2010-11  
132 - 2011-12

### ON ROAD

128 - 2006-07  
125 - 2005-06  
118 - 1992-93  
118 - 2003-04

### MOST GOALS - GAME

9 - 11/8/03 in 9-0 win vs. PIT  
8 - 7 times, last - 2/23/11 in 8-3 win vs. PHX

### AT HOME

9 - 11/8/03 in 9-0 win vs. PIT  
8 - 6 times, last - 2/1/13 in 8-3 win vs. WPG

### ON ROAD

8 - 3/1/09 in 8-6 win @ CGY  
8 - 11/18/10 in 8-7 win @ PHI  
7 - 4 times, last - 3/23/04 in 7-2 win @ TOR

### MOST GOALS SCORED - PERIOD

6 - 12/19/95 in 6-3 win vs. WPG (3rd period)  
5 - 6 times, last - 2/23/11 in 8-3 win vs. PHX (1st period)

### AT HOME

6 - 12/19/95 in 6-3 win vs. WPG (3rd period)  
5 - 6 times, last - 2/23/11 in 8-3 win vs. PHX (1st period)

### ON ROAD

4 - Accomplished several times, most recently 11/18/10 in 8-7 win @ PHI (2nd period)

### FEWEST GOALS SCORED - SEASON

120 - 1994-95  
148 - 2012-13 (lockout abbreviated season)  
151 - 1997-98

### AT HOME

63 - 1994-95  
82 - 2012-13 (lockout abbreviated season)  
88 - 1997-98

### ON ROAD

57 - 1994-95  
63 - 1997-98  
66 - 2012-13 (lockout abbreviated season)

### FEWEST GOALS OPPONENTS - SEASON

144 - 1994-95  
150 - 2012-13 (lockout abbreviated season)  
192 - 2003-04

### AT HOME

69 - 1994-95  
69 - 2012-13 (lockout abbreviated season)  
97 - 2003-04

### ON ROAD

75 - 1994-95  
81 - 2012-13 (lockout abbreviated season)  
95 - 2003-04

### MOST GOALS OPPONENTS - SEASON

332 - 1992-93  
310 - 1999-00  
292 - 1998-99

### AT HOME

155 - 1992-93  
151 - 1999-00  
132 - 2008-09

### ON ROAD

166 - 1992-93  
165 - 1998-99  
159 - 1999-00

### MOST GOALS OPPONENT - GAME

10 - 5 times, last - 2/3/99 in 1-10 loss @ WAS

### AT HOME

10 - 11/10/98 in 2-10 loss vs. NYR  
9 - 4 times, last - 3/7/09 in 3-9 loss vs. CAR

### ON ROAD

10 - 4 times, last - 2/3/99 in 1-10 loss @ WAS

### MOST GOALS OPPONENT - PERIOD

8 - 2/3/99 in 1-10 loss @ WAS (2nd period)  
7 - 11/20/06 in 2-7 loss @ BUF (2nd period)

### AT HOME

6 - 3/7/09 in 3-9 loss vs. CAR (2nd period)

### ON ROAD

8 - 2/3/99 in 1-10 loss @ WAS (2nd period)  
7 - 11/20/06 in 2-7 loss @ BUF (2nd period)

### MOST GOALS BOTH TEAMS - GAME

16 - 12/5/92 in 7-9 loss vs. DET  
15 - 11/23/92 in 5-10 loss @ DET  
15 - 12/13/07 in 6-9 loss vs. CGY  
15 - 11/18/10 in 8-7 win @ PHI

### AT HOME

16 - 12/5/92 in 7-9 loss vs. DET  
15 - 12/13/07 in 6-9 loss vs. CGY  
13 - 10/18/02 in 8-5 win vs. ATL  
13 - 4/6/10 in 5-8 loss vs. CAR

### ON ROAD

15 - 11/23/92 in 5-10 loss @ DET  
15 - 11/18/10 in 8-7 win @ PHI  
14 - 3/1/09 in 8-6 win @ CGY  
13 - 3/9/06 in 5-8 loss @ BUF

### MOST GOALS BOTH TEAMS - PERIOD

9 - 2 times, last - 11/18/10 in 8-7 win @ PHI (1st period) (TB 4, PHI 5)  
8 - 4 times, last - 11/4/11 in 5-4 overtime win vs. CHI (2nd period) (TB 5, CHI 4)

### AT HOME

8 - 12/19/95 in 6-3 win vs. WPG (3rd period) (TB 6, WPG 2)  
8 - 11/4/11 in 5-4 overtime win vs. CHI (2nd period) (TB 5, CHI 4)  
7 - 6 times, last - 1/15/12 in 6-3 loss vs. PIT (3rd period) (TB 3, PIT 6)

### ON ROAD

9 - 2 times, last - 11/18/10 in 8-7 win @ PHI (1st period) (TB 4, PHI 5)  
8 - 2 times, last - 12/9/92 in 5-6 loss @ NYR (2nd period) (TB 4, NYR 4)

### FASTEST GOAL START OF GAME

:11 - 2/15/97 in 4-1 win vs. WSH (Dino Ciccarelli)  
:11 - 2/4/06 in 5-0 win vs. WSH (Ruslan Fedotenko)  
:12 - 12/14/02 in 4-3 win vs. NYI (Cory Sarich)

### AT HOME

:11 - 2/15/97 in 4-1 win vs. WSH (Dino Ciccarelli)  
:11 - 2/4/06 in 5-0 win vs. WSH (Ruslan Fedotenko)  
:12 - 12/14/02 in 4-3 win vs. NYI (Cory Sarich)

### ON ROAD

:17 - 2/4/97 in 2-0 win @ PHX (Chris Gratton)  
:17 - 2/21/03 in 2-2 tie @ CAR (Vaclav Prospal)  
:27 - 4/9/94 in 3-0 win @ BOS (John Tucker)

### FASTEST GOAL AGAINST START OF GAME

:07 - 1/5/11 in 1-8 loss @ PIT (Evgeni Malkin)  
:12 - 3/4/06 in 2-6 loss @ MTL (Chris Higgins)  
:13 - 11/19/92 in 1-4 loss vs. MIN (Mike Craig)

### AT HOME

:12 - 3/4/06 in 2-6 loss @ MTL (Chris Higgins)  
:13 - 11/19/92 in 1-4 loss vs. MIN (Mike Craig)  
:16 - 3/13/01 in 4-5 loss vs. EDM (Sergei Zholtok)

### ON ROAD

:07 - 1/5/11 in 1-8 loss @ PIT (Evgeni Malkin)  
:14 - 12/23/95 in 5-7 loss @ BOS (Kevin Stevens)  
:18 - 1/31/98 in 0-2 loss @ FLA (Kirk Muller)  
:18 - 12/20/08 in 3-4 loss @ ATL (Vyacheslav Kozlov)

### FASTEST GOAL START OF PERIOD

:09 - 1/16/94 in 3-2 win @ WPG (overtime) (Mikael Andersson)  
:09 - 3/20/06 in 4-5 @ FLA (2nd period) (Ruslan Fedotenko)  
:11 - 3 times, last - 2/4/06 in 5-0 win vs. WSH (1st period) (Ruslan Fedotenko)

### AT HOME

:11 - 3 times, last - 2/4/06 in 5-0 win vs. WSH (1st period) (Ruslan Fedotenko)  
:12 - 4/8/96 in 4-3 win vs. NYI (2nd period) (Chris Gratton)  
:12 - 12/14/02 in 4-3 win vs. NYI (1st period) (Cory Sarich)

### ON ROAD

:09 - 1/16/94 in 3-2 win @ WPG (overtime) (Mikael Andersson)

:09 - 3/20/06 in 4-5 @ FLA (2nd period) (Ruslan Fedotenko)  
:12 - 10/23/02 in 2-2 tie @ CLB (3rd period) (Dave Andreychuk)  
:14 - 12/4/93 in 5-4 win @ LA (2nd period) (Petr Klima)

### FASTEST GOAL AGAINST START OF PERIOD

:06 - 11/25/96 in 2-4 loss @ MTL (2nd period) (Brian Savage)  
:07 - 4/6/03 in 2-6 loss @ ATL (2nd period) (Kamil Piroš)  
:07 - 1/5/11 in 1-8 loss @ PIT (1st period) (Evgeni Malkin)  
:08 - 12/15/07 in 2-3 loss vs. WSH (2nd period) (David Steckel)

### AT HOME

:08 - 12/15/07 in 2-3 loss vs. WSH (2nd period) (David Steckel)  
:10 - 3 times, last - 12/27/07 in 2-5 loss vs. MTL (2nd period) (Alex Kovalev)

### ON ROAD

:06 - 11/25/96 in 2-4 loss @ MTL (2nd period) (Brian Savage)  
:07 - 4/6/03 in 2-6 loss @ ATL (2nd period) (Kamil Piroš)  
:07 - 1/5/11 in 1-8 loss @ PIT (1st period) (Evgeni Malkin)

### FASTEST 2 GOALS - TEAM

:09 - 1/9/04 in 3-1 win @ NJO (6:38 of 3rd, 6:47 of 3rd - Dave Andreychuk, Fredrik Modin)  
:09 - 1/14/14 in 2-1 win @ NYR (1:10 of 2nd, 1:19 of 2nd Victor Hedman, Nikita Kucherov)

### FASTEST 2 GOALS - PLAYER

:11 - 2/12/12 in 2-4 loss @ PIT (9:58 of 1st, 10:09 of 1st) (Steve Downie)  
:16 - 10/3/97 in 3-4 loss vs. NJD (17:51 of 3rd, 18:07 of 3rd) (Jason Wiemer)  
:28 - 4/10/94 in 4-6 loss @ HFD (3:30 of 1st, 3:58 of 1st) (Denis Savard)

### FASTEST 2 GOALS - OPPOSING TEAM

:07 - 2/28/98 in 5-2 win vs. WSH (5:50 of 2nd, 5:57 of 2nd - Calle Johansson, Jan Bulis)  
:09 - 10/28/06 in 4-6 loss @ CAR (8:23 of 1st, 8:32 of 1st - Eric Staal, Kevyn Adams)  
:10 - 3 times, last - 2/25/01 in 4-5 loss @ BUF (10:59 of 2nd, 11:09 of 2nd - Miroslav Satan, Vladimir Tsyshlakov)

### FASTEST 2 GOALS - OPPOSING PLAYER

:15 - 2/5/94 in 3-6 loss @ WSH (14:44 of 1st, 14:59 of 1st) (Peter Bondra)  
:21 - 1/18/14 in 5-4 loss vs. SJS (12:48 of 3rd, 13:09 of 3rd) (Joe Pavelski)  
:26 - 3/26/02 in 2-7 loss @ TOR (6:09 of 3rd, 6:35 of 3rd) (Tie Domi)

### FASTEST 2 GOALS - BOTH TEAMS

:04 - 10/28/98 in 3-5 loss @ ANA (19:51 of 3rd, 19:55 of 3rd - Wendel Clark (TBL), Teemu Selanne (ANA))  
:09 - 2/5/08 in 5-4 win @ STL (14:55 of 3rd, 15:04 of 3rd - Nick Tarnasky (TBL), Jamal Mayers (STL))  
:10 - 11/4/06 in 5-6 OT loss @ BOS (11:03 of



2nd, 11.13 of 2nd - Phil Kessel (BOS), Nikita Alexeev (TBL)

#### FASTEST 3 GOALS - LIGHTNING TEAM

:42- 3/11/08 in 8-4 win vs. NYI (17-43, 18:15, 18:25 of 3rd - Vincent Lecavalier, Michel Ouellet, Jason Ward)  
:47- 4/10/94 in 4-6 loss @ HFD (3:11, 3:30, 3:59 of 1st - John Tucker, Denis Savard (2))  
1:18- 12/19/95 in 6-3 win vs. WPG (1:39, 2:18, 2:57 of 1st - Brian Bradley, Cory Cross, Aaron Gavey)  
1:18- 3/13/01 in 4-5 OT loss vs. EDM (2:50, 3:37, 4:08 of 2nd - Brad Richards (2), Ben Clymer)

#### FASTEST 3 GOALS - LIGHTNING PLAYER

6:17- 10/26/06 in 5-1 win vs. CAR (10:46 of 2nd - 17:03 of 2nd) (Martin St. Louis)  
6:23- 11/14/94 in 5-4 loss vs. SJS (15:44 of 1st - 2:07 of 2nd) (Martin St. Louis)  
9:43- 1/15/04 in 5-4 win vs. CAR (3:24 of 1st - 13:07 of 1st) (Martin St. Louis)

#### FASTEST 3 GOALS - OPPOSING TEAM

:36- 4/15/93 in 5-6 loss @ STL (19:38, 19:48 of 1st, 0:14 of 2nd - Kevin Miller, Bob Bassen (2))  
:39- 11/14/96 in 3-5 loss @ STL (13:15, 13:27, 13:54 of 3rd - Stephane Matteau, Pierre Turgeon, Jim Campbell)

#### FASTEST 3 GOALS - OPPOSING PLAYER

2:06- 2/5/94 in 3-6 loss @ WSH (14:44 of 1st, 16:50 of 1st) (Peter Bondra)  
3:57- 2/5/94 in 3-6 loss @ WSH (14:59 of 1st, 18:56 of 1st) (Peter Bondra)  
4:10- 11/8/00 in 4-3 win @ PIT (15:37 of 2nd, 19:47 of 2nd) (Nils Ekman)

#### FASTEST 3 GOALS - BOTH TEAMS

:34- 1/1/14 in 4-2 win vs. VAN (15:27 of 2nd, 15:47, 16:01 of 2nd) - Valtteri Filppula (TBL), Tyler Johnson (TBL), Zac Dalpe (VAN)  
:42- 12/21/93 in 3-8 loss @ PIT (3:21, 3:46, 4:03 of 3rd) - Rob Zamuner (TBL), Doug Brown (PIT), Rob DiMaio (TBL)  
:42- 2/5/94 in 3-6 loss @ WSH (14:17, 14:44, 14:59 of 1st) - Shawn Chambers (TBL), Peter Bondra (WAS) (2)

#### LONGEST SHUTOUT STREAK

158:42- 1/26-1/29/06

#### AT HOME

153:10- 10-/20-11/4/11

#### ON ROAD

190:25- 1/20-1/29/06

#### MOST CONSECUTIVE GAMES WITHOUT BEING SHUT OUT

76- 1/6/02-12/23/02  
74- 11/27/10-11/9/12  
58- 10/8-3/4/06  
50- 1/17-11/9/03  
50- 12/15-4/13/14

#### LONGEST SCORELESS STREAK

166:34- 3/19-3/24/00

#### AT HOME

139:14- 1/30-2/8/97

#### ON ROAD

157:29- 3/13-3/18/96

#### GREATEST MARGIN OF VICTORY

9- 11/8/03 in 9-0 win vs. PIT  
8- 12/7/06 in 8-0 win vs. ATL  
6- 5 times, last- 1/23/11 in 7-1 win vs. ATL

#### AT HOME

9- 11/8/03 in 9-0 win vs. PIT  
8- 12/7/06 in 8-0 win vs. ATL  
6- 11/22/00 in 8-2 win vs. ATL  
6- 1/23/11 in 7-1 win vs. ATL

#### ON ROAD

6- 3 times, last- 1/28/06 in 6-0 win @ PHI  
5- 9 times, last- 12/22/13 in 6-1 win @ FLA

#### GREATEST MARGIN OF DEFEAT

10- 11/2/96 in 0-10 loss @ CGY  
10- 11/1/95 in 0-10 loss @ PIT  
9- 2/3/99 in 1-10 loss @ WSH

#### AT HOME

9- 11/10/98 in 2-10 loss vs. NYR  
8- 4/8/93 in 1-9 loss vs. DET  
8- 2/8/00 in 0-8 loss vs. SJ

#### ON ROAD

10- 1/2/96 in 0-10 loss @ CGY  
10- 11/1/95 in 0-10 loss @ PIT  
9- 2/3/99 in 1-10 loss @ WSH

#### MOST CONSECUTIVE GOALS - GAME

9- 11/8/03 in 9-0 win vs. PIT  
8- 12/7/06 in 8-0 win vs. ATL  
7- 1/23/11 in 7-1 win vs. ATL  
7- 2/23/11 in 8-3 win vs. PHX

#### AT HOME

9- 11/18/03 in 9-0 win vs. PIT

#### ON ROAD

6- 6 times, last- 12/23/13 in 6-1 win @ FLA

#### MOST CONSECUTIVE GOALS OPPONENTS - GAME

10- 1/2/96 in 0-10 loss @ CGY  
10- 11/1/95 in 0-10 loss @ PIT  
9- 2/3/99 in 1-10 loss @ WAS

#### AT HOME

8- 4/9/93 in 1-9 loss vs. DET  
8- 2/8/00 in 0-8 loss vs. SJ  
7- 2/28/06 in 2-8 loss vs. FLA  
7- 4/6/07 in 2-7 loss vs. FLA

#### ON ROAD

10- 1/2/96 in 0-10 loss @ CGY  
10- 11/1/95 in 0-10 loss @ PIT  
9- 2/3/99 in 1-10 loss @ WAS

#### MOST POINTS - GAME

24- 11/18/10 in 8-7 win @ PHI (8g-16a)  
23- 11/8/03 in 9-0 win vs. PIT (9g-14a)  
22- 4 times, last- 2/1/13 in 8-3 win vs. WPG (8g-14a)

#### AT HOME

23- 11/8/03 in 9-0 win vs. PIT (9g-14)  
22- 4 times, last- 2/1/13 in 8-3 win vs. WPG (8g-14a)

#### ON ROAD

24- 11/18/10 in 8-7 win @ PHI (8g-16a)  
21- 3/1/09 in 8-6 win @ CGY (8g-13a)  
18- 4 times, last- 3/14/11 in 6-1 win @ TOR (6g-12a)

#### MOST POINTS - PERIOD

15- 10/7/92 in 7-3 win vs. CHI (1st period) (5g-10a)  
15- 12/19/95 in 6-3 win vs. WPG (3rd period) (6g-9a)  
14- 11/22/00 in 8-2 win vs. ATL (2nd period) (5g-9a)

#### AT HOME

15- 10/7/92 in 7-3 win vs. CHI (1st period) (5g-10a)  
15- 12/19/95 in 6-3 win vs. WPG (3rd period) (6g-9a)  
14- 11/22/00 in 8-2 win vs. ATL (2nd period) (5g-9a)

#### ON ROAD

12- 9 times, last- 1/11/14 in 6-3 win @ PHI (2nd period) (4g-8a)

#### MOST POINTS OPPONENTS - GAME

28- 2/3/99 in 1-10 loss @ WAS (10g-18a)  
27- 2 times, last- 3/8/99 in 3-9 loss @ OTT (9g-18a)

#### AT HOME

26- 11/10/98 in 2-10 loss vs. NYR (10g-16a)  
25- 12/5/92 in 7-9 loss vs. DET (9g-16a)  
25- 3/7/09 in 3-9 loss vs. CAR (9g-16a)

#### ON ROAD

28- 2/3/99 in 1-10 loss @ WAS (10g-18a)  
27- 2 times, last- 3/8/99 in 3-9 loss @ OTT (9g-18a)

#### MOST POINTS OPPONENT - PERIOD

22- 2/3/99 in 1-10 loss @ WAS (2nd period) (8g-14a)  
21- 11/20/06 in 7-7 loss @ BUF (2nd period) (7g-14a)

#### AT HOME

18- 3/7/09 in 3-9 loss vs. CAR (2nd period) (6g-12a)  
15- 2/28/06 in 2-8 loss vs. FLA (2nd period) (5g-10a)  
14- 5 times, last- 3/2/10 in 2-7 loss vs. PHI (3rd period) (6g-8a)

#### ON ROAD

22- 2/3/99 in 1-10 loss @ WAS (2nd period) (8g-14a)  
21- 11/20/06 in 2-7 loss @ BUF (2nd period) (7g-14a)

#### MOST POINTS BOTH TEAMS - GAME

45- 11/18/10 in 8-7 win @ PHI (TBL 8-16-24 PHI 7-14-21)  
44- 12/5/92 in 7-9 loss vs. DET (TBL 7-12-19, DET 9-16-25)  
39- 11/23/92 in 5-10 loss @ DET (TBL 5-7-12, DET 10-17-27)  
39- 3/1/09 in 8-6 win @ CGY (TBL 8-13-21, CGY 6-12-18)

#### AT HOME

44- 12/5/92 in 7-9 loss vs. DET (TBL 7-12-19, DET 9-16-25)  
36- 10/18/02 in 8-5 win vs. ATL (TBL 8-14-22, ATL 5-9-14)  
36- 12/13/07 in 6-9 loss vs. CGY (TBL 6-10-16, CGY 9-11-20)

#### ON ROAD

45- 11/18/10 in 8-7 win @ PHI (TBL 8-16-24 PHI 7-14-21)  
39- 11/23/92 in 5-10 loss @ DET (TBL 5-7-12, DET 10-17-27)  
38- 3/9/06 in 5-8 loss @ BUF (TBL 5-10-15, BUF 8-15-23)

#### MOST POINTS BOTH TEAMS - PERIOD

27- 11/18/10 in 8-7 win @ PHI (1st period) (TBL 4-8-12, PHI 5-10-15)  
25- 2/3/99 in 1-10 loss @ WAS (2nd period) (TBL 1-2-3, WAS 8-14-22)  
22- 12/9/92 in 5-6 loss @ NYR (2nd period) (TBL 4-8-12, NYR 4-6-10)

#### AT HOME

21- 12/19/95 in 6-3 win vs. WPG (2nd period) (TBL 6-9-15, WPG 2-4-6)  
21- 11/4/11 in 5-4 OT win vs. CHI (2nd period) (TBL 4-7-11, CHI 4-6-10)  
20- 12/5/92 in 7-9 loss vs. DET (3rd period) (TBL 2-4-6, DET 5-9-14)

#### ON ROAD

27- 11/18/10 in 8-7 win @ PHI (1st period) (TBL 4-8-12, PHI 5-10-15)  
25- 2/3/99 in 1-10 loss @ WAS (2nd period) (TBL 1-2-3, WAS 8-14-22)  
22- 12/9/92 in 5-6 loss @ NYR (2nd period) (TBL 4-8-12, NYR 4-6-10)

#### ASSISTS

#### MOST ASSISTS - GAME

16- 11/18/10 in 8-7 win @ PHI  
15- 2/1/13 in 8-3 win vs. WPG  
14- 4 times, last- 2/23/11 in 8-3 win vs. PHX

#### AT HOME

15- 2/1/13 in 8-3 win vs. WPG  
14- 3 times, last- 2/23/11 in 8-3 win vs. PHX

#### ON ROAD

16- 11/18/10 in 8-7 win @ PHI  
13- 3/1/09 in 8-6 win @ CGY  
12- 5 times, last- 3/14/11 in 6-2 win @ TOR

#### MOST ASSISTS - PERIOD

9- 12/7/92 in 7-3 win vs. CHI (1st period)  
9- 12/19/95 in 6-3 win vs. WPG (3rd period)  
9- 11/22/00 in 8-2 win vs. ATL (2nd period)

#### AT HOME

10- 10/7/92 in 7-3 win vs. CHI (1st period)  
9- 12/19/95 in 6-3 win vs. WPG (3rd period)  
9- 11/22/00 in 8-2 win vs. ATL (2nd period)

#### ON ROAD

8- 10 times, last- 1/11/14 in 6-3 win @ PHI (2nd period)

#### MOST ASSISTS OPPONENT - GAME

18- 3/8/99 in 3-9 loss @ OTT  
18- 2/3/99 in 1-10 loss @ WAS  
17- 11/23/92 in 5-10 loss @ DET

#### AT HOME

16 - 5 times, last - 3/7/09 in 3-9 loss vs. CAR

#### ON ROAD

18 - 3/8/99 in 3-9 loss @ OTT  
18 - 2/3/99 in 1-10 loss @ WAS  
17 - 11/23/92 in 5-10 loss @ DET

#### MOST ASSISTS BOTH TEAMS - GAME

30 - 11/18/10 in 8-7 win @ PHI (TBL 16, PHI 14)  
28 - 12/5/92 in 7-9 loss vs. DET (TBL 12, DET 16)  
25 - 3/9/06 in 5-8 loss @ BUF (TBL 10, BUF 15)  
25 - 3/1/09 in 8-6 win @ CGY (TBL 13, CGY 12)

#### AT HOME

28 - 12/5/92 in 7-9 loss vs. DET (TBL 12, DET 16)  
23 - 10/18/02 in 8-5 win vs. ATL (TBL 14, ATL 9)  
22 - 2x, last - 2/16/12 in 6-5 OT win vs. SJS (TBL 12, SJS 10)

#### ON ROAD

30 - 11/18/10 in 8-7 win @ PHI (TBL 16, PHI 14)  
25 - 3/9/06 in 5-8 loss @ BUF (TBL 10, BUF 15)  
25 - 3/1/09 in 8-6 win @ CGY (TBL 13, CGY 12)

#### MOST ASSISTS BOTH TEAMS - PERIOD

18 - 11/18/10 in 8-7 win @ PHI (1st period) (TBL 8, PHI 10)  
16 - 2/3/99 in 1-10 loss @ WAS (2nd period) (TBL 2, WAS 14)  
14 - 3 times, last - 3/1/09 in 8-6 win @ CGY (2nd period) (TBL 8, CGY 6)

#### AT HOME

13 - 3x, last - 11/4/11 in 5-4 OT win vs. CHI (2nd period) (TBL 7, CHI 6)  
12 - 2x, last - 1/25/13 in 6-4 win vs. OTT (2nd period) (TBL 4, OTT 8)

#### ON ROAD

18 - 11/18/10 in 8-7 win @ PHI (1st period) (TBL 8, PHI 10)  
16 - 2/3/99 in 1-10 loss @ WAS (2nd period) (TBL 2, WAS 14)  
14 - 3 times, last - 3/1/09 in 8-6 win @ CGY (2nd period) (TBL 8, CGY 6)

### POWER PLAY

#### MOST POWER PLAY GOALS - SEASON

83 - 1995-96  
81 - 2005-06  
74 - 1992-93

#### AT HOME

50 - 1995-96  
40 - 2002-03  
40 - 2010-11

#### ON ROAD

42 - 2005-06  
35 - 2006-07  
33 - 1992-93  
33 - 1995-96

#### FEWEST POWER PLAY GOALS - SEASON

25 - 1994-95  
31 - 2012-13 (lockout shortened season)  
33 - 1997-98

#### AT HOME

11 - 1994-95  
19 - 1997-98  
22 - 2011-12, 2012-13

#### ON ROAD

9 - 2012-13 (lockout shortened season)  
14 - 1994-95, 1997-98

#### MOST POWER PLAY GOALS - GAME

5 - 3/19/95 in 6-1 win @ BUF  
4 - 6 times, last - 1/12/10 in 7-4 win vs. WSH

#### AT HOME

4 - 5 times, last - 1/12/10 in 7-4 win vs. WSH

#### ON ROAD

5 - 3/19/95 in 6-1 win @ BUF  
4 - 11/7/92 in 6-5 win @ NYI  
3 - Accomplished several times, most recently: 3/12/11 in 3-4 OT loss @ FLA

#### MOST POWER PLAY CHANCES - SEASON

485 - 2005-06 (81 PPG, 16.7%)  
424 - 1992-93 (74 PPG, 17.5%)  
424 - 2000-01 (53 PPG, 12.5%)

#### AT HOME

238 - 2005-06 (39 PPG, 16.4%)  
236 - 1992-93 (38 PPG, 16.1%)  
218 - 2002-03 (40 PPG, 18.3%)

#### ON ROAD

247 - 2005-06 (42 PPG, 17.0%)  
210 - 2000-01 (23 PPG, 11.0%)  
191 - 1995-96 (33 PPG, 17.3%)

#### FEWEST POWER PLAY CHANCES - SEASON

163 - 2012-13 (31 PPG, 18.0%) (lockout shortened season)  
177 - 1994-95 (25 PPG, 14.1%)  
269 - 2011-12 (41 PPG, 15.2%)

#### AT HOME

91 - 2012-13 (22 PPG, 24.2%) (lockout shortened season)  
94 - 1994-95 (11 PPG, 11.7%)  
132 - 2011-12 (22 PPG, 16.7%)

#### ON ROAD

72 - 2012-13 (9 PPG, 12.5%) (lockout shortened season)  
83 - 1994-95 (14 PPG, 16.9%)  
130 - 2013-14 (23 PPG, 17.7%)

#### MOST POWER PLAY CHANCES - GAME

13 - 3/6/01 in 2-1 win vs. SJ (0-13)  
13 - 11/09/02 in 3-2 OT loss vs. CHI (2-13)  
13 - 12/29/02 in 5-3 win vs. NYR (4-13)

#### AT HOME

13 - 3/6/01 in 2-1 win vs. SJ (0-13)  
13 - 11/09/02 in 3-2 OT loss vs. CHI (2-13)  
13 - 12/29/02 in 5-3 win vs. NYR (4-13)

#### ON ROAD

10 - 2/23/96 in 3-2 win @ NYI (1-10)  
10 - 10/20/05 in 6-0 win vs. ATL (2-10)  
9 - 10 times, last - 11/18/10 in 8-7 win @ PHI (3-9)

#### FEWEST POWER PLAY GOALS ALLOWED

##### - SEASON

30 - 2012-13  
32 - 1994-95  
40 - 2001-02

#### AT HOME

14 - 1994-95, 2012-13  
20 - 2001-02  
22 - 2003-04

#### ON ROAD

16 - 2012-13  
18 - 1994-95  
20 - 2001-02  
20 - 2003-04

#### MOST POWER PLAY GOALS ALLOWED

##### - SEASON

101 - 1992-93  
89 - 2008-09  
77 - 1999-00

#### AT HOME

45 - 1999-00  
43 - 1997-98  
41 - 1992-93

#### ON ROAD

59 - 1992-93  
49 - 2008-09  
42 - 2000-01

#### MOST POWER PLAY GOALS ALLOWED

##### - GAME

5 - 11/1/95 in 0-10 loss @ PIT  
5 - 10/17/11 in 4-7 loss vs. FLA  
4 - 6 times, last - 1/15/11 in 4-6 loss @ CAR

#### AT HOME

5 - 10/17/11 in 4-7 loss vs. FLA  
4 - 11/1/05 in 4-6 loss vs. ATL

#### ON ROAD

5 - 11/1/95 in 0-10 loss @ PIT  
4 - 4 times, last - 1/15/11 in 4-6 loss @ CAR

#### MOST TIMES SHORTHANDED - SEASON

428 - 1995-96 (68 PPGA, 84.1%)  
422 - 2000-01 (72 PPGA, 82.9%)  
410 - 1997-98 (59 PPGA, 82.4%)

#### AT HOME

212 - 1997-98 (43 PPGA, 79.7%)  
209 - 1995-96 (35 PPGA, 83.3%)  
205 - 2000-01 (30 PPGA, 85.4%)

#### ON ROAD

219 - 1995-96 (33 PPGA, 84.9%)  
217 - 2000-01 (42 PPGA, 80.6%)  
208 - 1992-93 (59 PPGA, 71.6%)

#### FEWEST TIMES SHORTHANDED - SEASON

155 - 2012-13 (30 PPGA, 80.7%) (lockout shortened season)  
205 - 1994-95 (32 PPGA, 84.4%)  
270 - 2013-14 (52 PPGA, 80.7%)

#### AT HOME

77 - 2012-13 (lockout shortened season)  
109 - 1994-95 (14 PPGA, 87.2%)  
131 - 2001-02 (20 PPGA, 84.7%)

#### ON ROAD

78 - 2012-13 (lockout shortened season)  
96 - 1994-95 (18 PPGA, 81.3%)  
132 - 2003-04 (20 PPGA, 84.8%)

#### MOST TIMES SHORTHANDED - GAME

11 - 3/3/01 in 6-0 win @ NYI (0-11)  
10 - 8 times, last - 10/8/05 in 2-1 win vs. FLA (1-10)

#### AT HOME

10 - 5 times, last - 10/8/05 in 2-1 win vs. FLA (1-10)

#### ON ROAD

11 - 3/3/01 in 6-0 win @ NYI (0-11)  
10 - 4 times, last - 2/25/01 in 4-5 loss @ BUF (3-10)

#### MOST SHORTHANDED GOALS - SEASON

15 - 2003-04  
14 - 2006-07  
10 - 2013-14

#### AT HOME

10 - 2003-04  
8 - 2013-14  
7 - 1997-98

#### ON ROAD

9 - 1996-97  
7 - 1998-99  
7 - 2006-07

#### FEWEST SHORTHANDED GOALS - SEASON

0 - 2012-13  
1 - 2010-11  
2 - 2009-10, 2011-12

#### AT HOME

0 - 2011-12, 2012-13  
1 - 2010-11  
2 - 1993-94, 2002-03, 2008-09, 2009-10

#### ON ROAD

0 - 2009-10, 2010-11, 2012-13  
2 - 1994-95, 2007-08, 2008-09, 2011-12, 2013-14

#### FEWEST SHORTHANDED GOALS ALLOWED

##### - SEASON

4 - 2003-04, 2012-13  
5 - 1994-95, 2002-03  
6 - 2009-10

#### AT HOME

1 - 2002-03  
2 - 1994-95, 2000-01, 2013-14  
3 - 2008-09

#### ON ROAD

0 - 2003-04  
2 - 2009-10, 2012-13  
3 - 1994-95, 1999-00, 2007-08

#### MOST SHORTHANDED GOALS ALLOWED

##### - SEASON

20 - 1993-94  
16 - 1997-98, 2010-11  
13 - 1995-96

#### AT HOME

11 - 2010-11  
6 - 1992-93, 1993-94, 1996-97, 1998-99, 2005-06, 2011-12





## ON ROAD

12- 1993-94  
11- 1997-98  
9- 2000-01

## MOST PENALTY MINUTES - SEASON

1823- 1997-98  
1713- 1999-00  
1886- 1996-97

## AT HOME

990- 1997-98  
985- 1996-97  
845- 1999-00

## ON ROAD

878- 1999-00  
847- 1995-96  
833- 1997-98

## FEWEST PENALTY MINUTES - SEASON

577- 2012-13 (lockout shortened season)  
844- 2013-14  
865- 2011-12

## AT HOME

202- 2012-13 (lockout shortened season)  
407- 2006-07  
423- 2013-14

## ON ROAD

261- 2012-13 (lockout shortened season)  
421- 2013-14  
424- 2011-12

## MOST PENALTY MINUTES - GAME

97- 4/4/98 in 1-4 loss vs. PIT  
95- 11/6/97 in 2-5 loss @ LA  
89- 10/12/02 in 5-1 win vs. CAR

## AT HOME

97- 4/4/98 in 1-4 loss vs. PIT  
89- 10/12/02 in 5-1 win vs. CAR  
83- 2 times, last- 3/21/98 in 5-1 win vs. FLA

## ON ROAD

95- 11/6/97 in 2-5 loss @ LA  
79- 1/4/93 in 0-7 loss @ VAN  
68- 2/12/97 in 2-5 loss @ FLA  
68- 2/10/00 in 4-5 OT loss @ NYI

## MOST PENALTY MINUTES - PERIOD

75- 4/4/98 in 1-4 loss vs. PIT (2nd period)  
67- 10/12/02 in 5-1 win vs. CAR (3rd period)  
63- 11/6/97 in 2-5 loss @ LA (3rd period)

## AT HOME

75- 4/4/98 in 1-4 loss vs. PIT (2nd period)  
67- 10/12/02 in 5-1 win vs. CAR (3rd period)  
62- 3/21/98 in 5-1 win vs. FLA (3rd period)

## ON ROAD

63- 11/6/97 in 2-5 loss @ LA (3rd period)  
59- 1/4/93 in 0-7 loss @ VAN (3rd period)  
58- 2/10/00 in 4-5 OT loss @ NYI (2nd period)

## MOST OPPONENT PENALTY MINUTES

- SEASON  
1736- 1992-93  
1662- 1993-94  
1608- 1997-98

## AT HOME

971- 1993-94  
964- 1992-93  
915- 1997-98

## ON ROAD

807- 1999-00  
750- 1992-93  
745- 1995-96

## FEWEST OPPONENT PENALTY MINUTES

- SEASON  
817- 2013-14  
836- 2011-12  
884- 2007-08

## AT HOME

426- 2011-12  
439- 2013-14  
497- 2010-11

## ON ROAD

378- 2013-14  
383- 2007-08  
410- 2011-12

## MOST PENALTY MINUTES OPPONENT

### - GAME

92- 11/6/97 in 2-5 loss @ LAK  
83- 2 times, last- 3/21/98 in 5-1 win vs. FLA

## AT HOME

83- 3/21/98 in 5-1 win vs. FLA  
83- 4/1/93 in 3-5 loss vs. VAN  
80- 10/12/02 in 5-1 win vs. CAR

## ON ROAD

92- 11/6/97 in 2-5 loss @ LAK  
75- 1/4/93 in 0-7 loss @ VAN  
58- 12/14/95 in 0-4 loss @ PHI  
58- 4/1/00 in 3-3 tie @ FLA

## MOST PENALTY MINUTES OPPONENT

### - PERIOD

60- 3/21/98 in 5-1 win vs. FLA (3rd period)  
58- 10/12/02 in 5-1 win vs. CAR (3rd period)  
47- 2 times, last- 4/1/00 in 3-3 tie @ FLA (2nd period)

## AT HOME

60- 3/21/98 in 5-1 win vs. FLA (3rd period)  
58- 10/12/02 in 5-1 win vs. CAR (3rd period)  
46- 12/1/93 in 1-6 loss vs. TOR (1st period)

## ON ROAD

47- 1/4/93 in 0-7 loss @ VAN (3rd period)  
47- 4/1/00 in 3-3 tie @ FLA (2nd period)  
46- 12/14/95 in 0-4 loss @ PHI (3rd period)

## MOST PENALTY MINUTES BOTH TEAMS

### - GAME

187- 11/6/97 in 2-5 loss @ LAK (TB 95, LA 92)  
169- 10/12/02 in 5-1 win vs. CAR (TB 89, CAR 80)  
166- 3/21/98 in 5-1 win vs. FLA (TB 83, FLA 83)

## AT HOME

169- 10/12/02 in 5-1 win vs. CAR (TB 89, CAR 80)  
166- 3/21/98 in 5-1 win vs. FLA (TB 83, FLA 83)  
152- 4/1/93 in 3-5 loss vs. VAN (TB 69, VAN 83)

## ON ROAD

187- 11/6/97 in 2-5 loss @ LAK (TB 95, LA 92)  
154- 1/4/93 in 0-7 loss @ VAN (TB 79, VAN 75)  
120- 12/14/95 in 0-4 loss @ PHI (TB 62, PHI 58)  
120- 2/10/00 in 4-5 OT loss @ NYI (TB 68, NYI 52)

## MOST PENALTY MINUTES BOTH TEAMS

### - PERIOD

125- 10/12/02 in 5-1 win vs. CAR (3rd period) (TB 67, CAR 58)  
122- 3/21/98 in 5-1 win vs. FLA (3rd period) (TB 62, FLA 60)  
108- 11/6/97 in 2-5 loss @ LAK (3rd period) (TB 63, LA 45)

## AT HOME

125- 10/12/02 in 5-1 win vs. CAR (3rd period) (TB 67, CAR 58)  
122- 3/21/98 in 5-1 win vs. FLA (3rd period) (TB 62, FLA 60)  
104- 2/15/97 in 4-1 win vs. WAS (3rd period) (TB 59, WAS 45)

## ON ROAD

108- 11/6/97 in 2-5 loss @ LAK (3rd period) (TB 63, LA 45)  
106- 1/4/93 in 0-7 loss @ VAN (3rd period) (TB 59, VAN 47)  
98- 2/10/00 in 4-5 OT loss @ NYI (2nd period) (TB 58, PHI 40)

## SHOTS

## MOST SHOTS - SEASON

2605- 2010-11  
2594- 2005-06  
2574- 1996-97

## AT HOME

1376- 1992-93  
1368- 2010-11  
1338- 1995-96

## ON ROAD

1266- 2005-06  
1246- 1996-97  
1237- 2010-11

## MOST SHOTS - GAME

52- 11/18/08 in 3-4 shootout loss vs. FLA  
51- 1/17/04 in 1-2 loss @ FLA

## AT HOME

52- 11/18/08 in 3-4 shootout loss vs. FLA  
50- 1/24/06 in 3-2 loss vs. FLA  
50- 12/21/13 in 3-2 OT win vs. CAR

## ON ROAD

51- 1/17/04 in 1-2 loss @ FLA  
49- 1/16/10 in 2-5 loss @ FLA

## MOST SHOTS - PERIOD

25- 4/1/06 in 2-4 loss @ FLA (3rd period)  
25- 11/28/06 in 2-5 loss vs. WSH (3rd period)  
25- 10/8/09 in 3-4 shootout loss vs. NJD (2nd period)  
24- 3 times, last- 12/28/09 in 2-1 win vs. BOS (2nd period)

## AT HOME

25- 11/28/06 in 2-5 loss vs. WSH (3rd period)  
25- 10/8/09 in 3-4 SOL vs. NJD (2nd period)  
24- 2 times, last- 12/28/09 in 2-1 win vs. BOS (2nd Period)

## ON ROAD

25- 4/1/06 in 2-4 loss @ FLA (3rd period)  
24- 12/20/08 in 3-4 loss @ ATL (3rd Period)

## MOST SHOTS OPPONENTS - SEASON

2701- 2008-09  
2633- 1998-99  
2575- 2009-10

## AT HOME

1375- 2008-09  
1305- 2009-10  
1251- 1998-99, 1996-97

## ON ROAD

1382- 1998-99  
1371- 2000-01  
1329- 2011-12

## MOST SHOTS OPPONENT - GAME

51- 1/19/14 in 5-3 win vs. CAR  
50- 3/25/10 in 4-5 win at BOS  
50- 2/16/12 in 6-5 OT win vs. SJS

## AT HOME

50- 2/16/12 in 6-5 OT win vs. SJS  
49- 2/17/09 in 3-5 loss vs. CHI  
48- 3/15/97 in 2-5 loss vs. VAN

## ON ROAD

51- 1/19/14 in 5-3 win vs. CAR  
50- 3/25/10 in 4-5 win at BOS  
48- 4 times, last- 4/9/06 in 3-6 loss @ FLA

## MOST SHOTS OPPONENT - PERIOD

25- 2/3/99 in 1-10 loss @ WAS (2nd period)  
23- 3 times, last- 4/6/10 in 5-8 loss vs. CAR (1st period)

## AT HOME

23- 4/6/10 in 5-8 loss vs. CAR (1st period)  
21- 2/11/10 in 4-5 loss vs. BOS (1st period)  
20- 5 times, last- 1/27/09 in 5-3 win vs. MTL

## ON ROAD

23- 3/2/99 in 1-10 loss @ WAS (2nd period)  
23- 12/16/97 in 2-4 loss @ NJ (1st period)  
23- 4/9/06 in 3-6 loss @ FLA (2nd period)

## MOST SHOTS BOTH TEAMS - GAME

89- 4/26/95 in 4-6 loss @ NYR (TB 41, NYR 48)  
88- 11/18/08 in 2-4 shootout loss vs. FLA (TBL 52, FLA 36)  
87- 3/15/97 in 2-5 loss vs. VAN (TB 39, VAN 48)



#### AT HOME

88 - 11/18/08 in 2-4 shootout loss vs. FLA (TBL 52, FLA 36)  
87 - 3/15/97 in 2-5 loss vs. VAN (TBL 39, VAN 48)  
85 - 11/27/95 in 2-0 win vs. LA (TBL 40, LA 45)

#### ON ROAD

89 - 4/26/95 in 4-6 loss @ NYR (TBL 41, NYR 48)  
82 - 11/4/96 in 5-3 win @ NYR (TBL 38, NYR 44)  
81 - 2 times, last - 3/9/99 in 1-6 loss @ TOR (TBL 40, TOR 41)

#### MOST SHOTS BOTH TEAMS - PERIOD

36 - 2/16/08 in 2-3 loss vs. WSH (2nd period) (TBL 24, WSH 12)  
35 - 3/27/93 in 3-8 loss vs. DET (3rd period) (TBL 18, DET 17)

#### AT HOME

36 - 2/16/08 in 2-3 loss vs. WSH (2nd period) (TBL 24, WSH 12)  
35 - 3/27/93 in 3-8 loss vs. DET (3rd period) (TBL 18, DET 17)  
34 - 4 times, last - 2/11/10 in 4-5 loss vs. BOS (1st period) (TBL 13, BOS 21)

#### ON ROAD

34 - 3x, last - 12/21/11 in 2-7 loss @ SJS (2nd period) (TBL 15, SJS 19)  
33 - 4 times, last - 11/26/08 in 2-4 loss @ MIN (3rd period) (TBL 19, MIN 14)

#### FEWEST SHOTS - SEASON

1280 - 1994-95  
1323 - 2012-13 (lockout shortened season)  
2014 - 2000-01

#### AT HOME

628 - 1994-95  
652 - 2012-13 (lockout shortened season)  
1035 - 2000-01

#### ON ROAD

652 - 1994-95  
671 - 2012-13 (lockout shortened season)  
979 - 2000-01

#### FEWEST SHOTS - GAME

11 - 12/18/93 in 3-5 loss vs. BOS  
11 - 12/4/01 in 1-1 tie @ NJD  
12 - 12/10/97 in 0-3 loss @ DAL

#### AT HOME

11 - 12/18/93 in 3-5 loss vs. BOS  
15 - 3 times, last - 3/8/01 in 1-0 win vs. CAR

#### ON ROAD

11 - 12/4/01 in 1-1 tie @ NJD  
12 - 12/10/97 in 0-3 loss @ DAL  
13 - 3 times, last - 3/12/13 in 3-2 win @ FLA

#### FEWEST SHOTS - PERIOD

0 - 11/22/99 in 4-1 win vs. PHI (2nd period)  
0 - 12/2/99 in 1-3 loss @ PHX (2nd period)  
0 - 10/5/13 in 3-2 SO win @ CHI (1st period)

#### AT HOME

0 - 11/22/99 in 4-1 win vs. PHI (2nd period)  
1 - 5 times, last - 3/22/12 in 3-2 SO win vs. EDM (3rd period)

#### ON ROAD

0 - 12/2/99 in 1-3 loss @ PHO (2nd period)  
0 - 10/5/13 in 3-2 SO win @ CHI (1st period)

#### FEWEST SHOTS OPPONENT - SEASON

1325 - 1994-95  
1451 - 2012-13 (lockout shortened season)  
2085 - 2003-04

#### AT HOME

671 - 1994-95  
697 - 2012-13 (lockout shortened season)  
1016 - 2003-04

#### ON ROAD

654 - 1994-95  
754 - 2012-13 (lockout shortened season)  
1069 - 2003-04

#### FEWEST SHOTS OPPONENT - GAME

11 - 12/30/93 in 3-0 win @ OTT  
11 - 10/5/06 in 3-2 shootout win @ ATL  
13 - 1/23/04 in 3-1 win @ PIT  
13 - 12/30/06 in 3-1 win vs. MTL

#### AT HOME

13 - 12/30/06 in 3-1 win vs. MTL  
14 - 3x, last - 3/26/13 in 2-1 win vs. BUF

#### ON ROAD

11 - 12/30/93 in 3-0 win @ OTT  
11 - 10/5/06 in 3-2 SO win @ ATL  
13 - 1/23/04 in 3-1 win @ PIT

#### FEWEST SHOTS OPPONENT - PERIOD

0 - 2/15/94 in 1-2 loss @ NYI (3rd period)  
0 - 12/2/00 in 3-0 win vs. DET (1st period)  
1 - 8 times, last - 12/10/10 in 3-4 shootout loss @ EDM (3rd period)

#### AT HOME

0 - 12/2/00 in 3-0 win vs. DET (1st period)  
1 - 4 times, last - 11/24/07 in 2-3 loss vs. NJ (3rd period)

#### ON ROAD

0 - 2/15/94 in 1-2 loss @ NYI (3rd period)  
1 - 4 times, last - 12/10/10 in 3-4 shootout loss @ EDM (3rd period)

#### FEWEST SHOTS BOTH TEAMS - GAME

33 - 2/20/95 in 1-3 loss vs. NYR (TBL 15, NYR 18)  
34 - 3/17/99 in 0-2 loss vs. PIT (TBL 16, PIT 18)  
35 - 3/8/01 in 1-0 win vs. CAR (TBL 15, CAR 20)

#### AT HOME

33 - 2/20/95 in 1-3 loss vs. NYR (TBL 15, NYR 18)  
34 - 3/17/99 in 0-2 loss vs. PIT (TBL 16, PIT 18)  
35 - 3/8/01 in 1-0 win vs. CAR (TBL 15, CAR 20)

#### ON ROAD

36 - 3 times, last - 11/12/10 in 1-5 loss @ PIT (TBL 16, PIT 20)  
37 - 2/2/04 in 2-1 win @ PHI (TBL 18, PHI 19)  
37 - 10/5/06 in 3-2 shootout win @ ATL (TBL 26, ATL 11)

#### FEWEST SHOTS BOTH TEAMS - PERIOD

6 - 11/24/95 in 2-1 win @ WSH (3rd period, TBL 4, WAS 2)  
6 - 3/6/07 in 1-5 loss @ VAN (1st period, TBL 2, VAN 4)  
7 - 7 times, last - 1/7/14 in 4-2 win @ WPG (1st period, TBL 5, WPG 2)

#### AT HOME

7 - 3 times, last - 3/7/11 in 1-2 shootout loss vs. WSH (3rd period, TBL 4, WSH 3)  
8 - 7 times, last - 3/26/13 in 2-1 win vs. BUF (1st period, TBL 4, BUF 4)

#### ON ROAD

6 - 11/24/95 in 2-1 win @ WSH (3rd period, TBL 4, WSH 2)  
6 - 3/6/07 in 1-5 loss @ VAN (1st period, TBL 2, VAN 4)







# PLAYOFF HISTORY

A photograph of two young women, fans of the Detroit Red Wings, cheering with great enthusiasm. They are wearing blue and white hockey jerseys. The woman on the right has her mouth wide open in a shout and is clapping her hands. The woman on the left also has her mouth open and is looking towards the camera. In the background, other fans and the arena setting are visible but blurred.

2014-2015

# ALL-TIME PLAYOFF SCORING

ALL-TIME PLAYOFF SERIES: 13 (1995-96, 2002-03, 2003-04, 2005-06, 2006-07, 2010-11, 2013-14)  
ALL-TIME PLAYOFF RECORD: 37-36 (.506)

## ALL-TIME PLAYOFF SCORING

PLAYER	GP	G	A	PTS	+/-	PIM	PP	SH	GW	OT	S
Martin St. Louis	63	33	35	68	7	28	10	3	8	3	165
Vincent Lecavalier	63	24	28	52	6	80	8	0	5	2	211
Brad Richards	45	18	29	47	-7	28	9	0	7	1	170
Dan Boyle	45	3	19	22	6	30	1	0	0	0	71
Fredrik Modin	39	10	11	21	3	34	3	0	2	0	88
Dave Andreychuk	34	4	16	20	-3	24	1	0	1	0	55
Teddy Purcell	22	7	11	18	2	2	2	0	1	0	55
STEVEN STAMKOS	22	9	9	17	-4	12	3	0	1	0	60
Ruslan Fedotenko	42	12	3	15	-11	40	5	0	3	0	72
Steve Downie	2	17	2	12	14	7	40	0	0	1	27
Vaclav Prospal	22	5	6	13	0	12	2	0	1	0	46
Simon Gagne	15	5	7	12	6	4	0	0	1	0	21
Sean Bergenheim	16	9	2	11	2	8	0	0	1	0	46
Dominic Moore	18	3	8	11	-3	18	1	0	0	0	26
Pavel Kubina	46	3	6	9	-8	98	3	0	0	0	59
VICTOR HEDMAN	22	1	8	9	-2	10	0	0	0	0	27
Paul Ranger	11	2	5	7	3	4	1	0	0	0	19
ERIC BREWER	22	1	6	7	-2	14	0	0	0	0	29
Darryll Sydor	28	0	7	7	-7	9	0	0	0	0	30
Ryan Malone	18	3	3	6	-3	24	1	0	1	0	33
John Cullen	5	3	3	6	4	0	0	1	0	0	6
Tim Taylor	45	2	4	6	-3	39	0	0	0	0	51
Rob Zamuner	6	2	3	5	-1	10	0	1	0	0	10
Adam Hall	18	1	4	5	-2	8	0	0	0	0	17
Filip Kuba	6	1	4	5	-1	4	0	1	0	0	13
Cory Sarich	45	0	5	5	2	37	0	0	0	0	55
Alex Selivanov	6	2	2	4	2	6	0	0	1	1	22
Nate Thompson	22	1	3	4	2	4	0	0	0	0	30
Dmitry Afanasev	28	1	3	4	-4	8	0	0	0	0	39
Jassen Cullimore	22	1	3	4	5	10	0	0	0	0	19
Andre Roy	32	1	3	4	3	80	0	0	1	0	23
Chris Dingman	36	2	1	3	2	86	0	0	0	0	32
M.A. Bergeron	14	2	1	3	-2	9	2	0	1	0	24
ONDREJ PALAT	3	2	1	3	1	0	1	1	0	6	6
Brett Clark	18	1	2	3	1	8	0	0	0	0	17
MATTIAS OHLUND	18	1	2	3	5	8	0	1	0	0	9
Eric Perrin	18	1	2	3	-4	8	0	0	0	0	17
Brian Bradley	5	0	3	3	-5	6	0	0	0	0	7
Brad Lukowich	27	0	3	3	2	8	0	0	0	0	11
Petr Klima	4	2	0	2	0	14	2	0	0	0	9
Brian Bellows	6	2	0	2	-2	4	0	0	1	1	19
ALEX KILLORN	4	1	1	2	-2	4	0	0	0	16	16
Mikael Andersson	6	1	1	2	0	0	0	0	0	0	4
TYLER JOHNSON	4	1	1	2	-2	0	0	0	0	0	11
J.T. BROWN	4	0	2	2	-3	0	0	0	0	0	5
CEDRIC PAQUETTE	4	0	2	2	-2	16	0	0	0	0	3
Shawn Burr	6	0	2	2	0	8	0	0	0	0	5
Michael Kostka	3	0	2	2	2	0	0	0	0	0	1
Mike Lundin	11	0	2	2	3	2	0	0	0	0	9
Chris Gratton	6	0	2	2	-3	27	0	0	0	0	4
Ben Clymer	16	0	2	2	-2	6	0	0	0	0	13
Stan Neckar	9	0	2	2	1	2	0	0	0	0	5

## GOALTENDERS

GOALTENDER	GP	MIN	GAA	W	L	SO	GA	SA	SPCT
Mike Smith	3	120	1.00	1	1	0	2	48	.958
Nikolai Khabibulin	33	2045	1.94	21	12	5	66	897	.926
Dwayne Roloson	17	982	2.51	10	6	1	41	541	.924
KRISTERS GUDLEVSKIS	2	40	3.00	0	1	0	2	20	.900
Johan Holmqvist	6	370	2.32	2	4	0	18	168	.893
John Grahame	6	334	3.42	1	3	0	19	163	.863
Jeff Reese	5	198	3.64	1	1	0	12	100	.860
Sean Burke	3	188	3.85	0	1	0	7	57	.877
Anders Lindback	4	215	3.91	0	3	0	14	118	.881
Daren Puppa	4	173	4.86	1	3	0	26	166	.837





# PLAYOFF FIRSTS

<b>GAME</b>	April 16, 1996 at Philadelphia (Eastern Conference Quarterfinals)	<b>ROAD OVERTIME GOAL</b>	Brian Bellows, at 9:05 of Overtime, April 18, 1996 at Philadelphia
<b>HOME VICTORY</b>	April 21, 1996 vs. Philadelphia, 5-4 in Overtime	<b>HOME EMPTY NET GOAL</b>	Tim Taylor, at 19:45 of the 3rd period, May 18, 2004 vs. Philadelphia
<b>ROAD VICTORY</b>	April 18, 1996 at Philadelphia, 2-1 in Overtime	<b>ROAD EMPTY NET GOAL</b>	Martin St. Louis, at 19:50 of the 3rd period, April 12, 2004 at New York Islanders
<b>HOME LOSS</b>	April 23, 1996 vs. Philadelphia, 4-1	<b>HOME PENALTY SHOT</b>	Have yet to attempt one
<b>ROAD LOSS</b>	April 16, 1996 at Philadelphia, 7-3	<b>ROAD PENALTY SHOT</b>	Have yet to attempt one
<b>LINEUP</b>	April 16, 1996 at Philadelphia, Game One (Starters in Bold)	<b>HOME PENALTY SHOT FACED</b>	Chris Conner at 9:10 of 2nd Period, April 25, 2011 vs. Pittsburgh (unsuccessful vs. Roloson)
<b>GOALIES:</b>	Daren Puppa and Jeff Reese	<b>ROAD PENALTY SHOT FACED</b>	Dainius Zubrus at 11:34 of 1st Period, April 15, 2003 at Washington (unsuccessful vs. Khabibulin)
<b>DEFENSEMEN:</b>	Cory Cross, Roman Hamrlik, Bill Houlder, Michel Petit, Rudy Poeschek, David Shaw	<b>HOME PENALTY</b>	Shawn Burr at 4:30 of 1st Period, April 21st, 1996 vs. Philadelphia (Interference)
<b>FORWARDS:</b>	Mikael Andersson, Brian Bellows, Brian Bradley, Shawn Burr, John Cullen, Aaron Gavey, Chris Gratton, Alex Selivanov, John Tucker, Jason Wiemer, Paul Ysebaert, Rob Zamuner	<b>ROAD PENALTY</b>	Bill Houlder, at 5:52 of 1st Period, April 16, 1996 at Philadelphia (Obstruction Interference)
<b>HOME GOAL</b>	Petr Klima, at 2:52 of 1st Period, April 21, 1996 vs. Philadelphia	<b>HOME POWER-PLAY ATTEMPT</b>	1:42 of 1st Period (Roughing on Eric Lindros), April 21, 1996 vs. Philadelphia
<b>HOME ASSISTS</b>	John Cullen and Chris Gratton, 2:52 of 1st Period, April 21, 1996 vs. Philadelphia	<b>ROAD POWER-PLAY ATTEMPT</b>	8:52 of 1st Period (Cross-Checking on Shjon Podein), April 16, 1996 at Philadelphia
<b>ROAD GOAL</b>	Jason Wiemer, at 15:08 of 2nd Period, April 16, 1996 at Philadelphia	<b>HOME MULTI-GOAL GAME</b>	Rob Zamuner, (2G), April 21, 1996 vs. Philadelphia
<b>ROAD ASSISTS</b>	David Shaw and Brian Bradley, 15:08 of 2nd Period, April 16, 1996 at Philadelphia	<b>ROAD MULTI-GOAL GAME</b>	Vincent Lecavalier, (2G), April 15, 2003 at Washington
<b>HOME POWER-PLAY GOAL</b>	Petr Klima, at 2:52 of 1st Period, April 21, 1996 vs. Philadelphia	<b>HOME MULTI-ASSIST GAME</b>	Brian Bradley, (2A), April 21, 1996 vs. Philadelphia
<b>ROAD POWER-PLAY GOAL</b>	Jason Wiemer, at 15:08 of 2nd Period, April 16, 1996 at Philadelphia	<b>ROAD MULTI-ASSIST GAME</b>	Martin St. Louis, (2A), April 15, 2003 at Washington
<b>HOME SHORTHANDED GOAL</b>	Rob Zamuner, at 2:56 of 2nd Period, April 21, 1996 vs. Philadelphia	<b>HOME MULTI-POINT GAME</b>	Rob Zamuner, (2G), April 21, 1996 vs. Philadelphia
<b>ROAD SHORTHANDED GOAL</b>	John Cullen, at 17:59 of 3rd Period, April 25, 1996 at Philadelphia	<b>ROAD MULTI-POINT GAME</b>	John Cullen, (1G, 1A), April 16, 1996 at Philadelphia
<b>HOME GAME-WINNING GOAL</b>	Alexander Selivanov, at 2:04 of 1st OT, April 21, 1996 vs. Philadelphia	<b>HOME GOAL ALLOWED</b>	Jeff Reese, by Joel Otto at 10:30 of 1st Period, April 21, 1996 vs. Philadelphia
<b>ROAD GAME-WINNING GOAL</b>	Brian Bellows, at 9:05 of Overtime, April 18, 1996 at Philadelphia	<b>ROAD GOAL ALLOWED</b>	Daren Puppa, by Dale Hawerchuk at 0:55 of 1st Period, April 16, 1996 at Philadelphia
<b>HOME OVERTIME GOAL</b>	Alexander Selivanov, at 2:04 of 1st OT, April 21, 1996 vs. Philadelphia	<b>HOME GOALTENDER WIN</b>	Jeff Reese, 5-4 in Overtime, April 21, 1996 vs. Philadelphia
		<b>ROAD GOALTENDER WIN</b>	Daren Puppa, 2-1 in Overtime, April 18, 1996 at Philadelphia
		<b>HOME GOALTENDER LOSS</b>	Jeff Reese, 4-1 April 23rd, 1996 vs. Philadelphia
		<b>ROAD GOALTENDER LOSS</b>	Daren Puppa, 7-3 April 16, 1996 at Philadelphia



# PLAYOFF RESULTS

## 1996 PLAYOFF RESULTS

### EASTERN CONFERENCE QUARTER-FINAL

GM	DATE	OPPONENT	RESULT	SERIES	GWG	ATTENDANCE
1	4/16	at Philadelphia	L, 3-7	0-1	LeClair	17,380
2	4/18	at Philadelphia	W, 2-1 OT	1-1	Bellows	17,380
3	4/21	Philadelphia	W, 5-4 OT	2-1	Selivanov	25,945
4	4/23	Philadelphia	L, 1-4	2-2	Otto	28,183
5	4/25	at Philadelphia	L, 1-4	2-3	Podein	17,380
6	4/27	Philadelphia	L, 1-6	2-4	Antoski	27,189

## 2003 PLAYOFF RESULTS

### EASTERN CONFERENCE QUARTER-FINAL

GM	DATE	OPPONENT	RESULT	SERIES	GWG	ATTENDANCE
1	4/10	Washington	L, 0-3	0-1	Lang	20,214
2	4/12	Washington	L, 3-6	0-2	Nylander	20,053
3	4/15	at Washington	W, 4-3 OT	1-2	Lecavalier	17,279
4	4/16	at Washington	W, 3-1	2-2	St. Louis	15,576
5	4/18	Washington	W, 2-1	3-2	St. Louis	21,324
6	4/20	at Washington	W, 2-1 3OT	4-2	St. Louis	15,269

### EASTERN CONFERENCE SEMIFINAL

GM	DATE	OPPONENT	RESULT	SERIES	GWG	ATTENDANCE
1	4/24	at New Jersey	L, 0-3	0-1	Langenbrunner	15,568
2	4/26	at New Jersey	L, 2-3 OT	0-2	Langenbrunner	17,732
3	4/28	New Jersey	W, 4-3	1-2	Andreychuk	19,854
4	4/30	New Jersey	L, 1-3	1-3	Elias	21,222
5	5/2	at New Jersey	L, 1-2 3OT	1-4	Marshall	18,612

## 2004 PLAYOFF RESULTS

### EASTERN CONFERENCE QUARTER-FINAL

GM	DATE	OPPONENT	RESULT	SERIES	GWG	ATTENDANCE
1	4/8	New York Islanders	W, 3-0	1-0	Roy	18,536
2	4/10	New York	L, 0-3	1-1	Niinimaa	19,982
3	4/12	at New York	W, 3-0	2-1	Richards	16,234
4	4/14	at New York	W, 3-0	3-1	St. Louis	16,234
5	4/16	New York	W, 3-2 OT	4-1	St. Louis	20,927

### EASTERN CONFERENCE SEMIFINAL

GM	DATE	OPPONENT	RESULT	SERIES	GWG	ATTENDANCE
1	4/23	Montreal	W, 4-0	1-0	Fedotenko	18,904
2	4/25	Montreal	W, 3-1	2-0	Modin	19,435
3	4/27	at Montreal	W, 4-3 OT	3-0	Richards	21,273
4	4/29	at Montreal	W, 3-1	4-0	Richards	21,273

### EASTERN CONFERENCE FINAL

GM	DATE	OPPONENT	RESULT	SERIES	GWG	ATTENDANCE
1	5/8	Philadelphia	W, 3-1	1-0	Richards	21,425
2	5/10	Philadelphia	L, 2-6	1-1	Kapanen	21,314
3	5/13	at Philadelphia	W, 4-1	2-1	Fedotenko	19,897
4	5/15	at Philadelphia	L, 2-3	2-2	Primeau	19,872
5	5/18	Philadelphia	W, 4-2	3-2	Richards	21,517
6	5/20	at Philadelphia	L, 4-5 OT	3-3	Gagne	19,910
7	5/22	Philadelphia	W, 2-1	4-3	Modin	22,117

### STANLEY CUP FINAL

GM	DATE	OPPONENT	RESULT	SERIES	GWG	ATTENDANCE
1	5/25	Calgary	L, 1-4	0-1	Iginla	21,674
2	5/27	Calgary	W, 4-1	1-1	Richards	22,222
3	5/29	at Calgary	L, 0-3	1-2	Simon	19,221
4	5/31	at Calgary	W, 1-0	2-2	Richards	19,221
5	6/3	Calgary	L, 2-3 OT	2-3	Saprykin	22,426
6	6/5	at Calgary	W, 3-2 2OT	3-3	St. Louis	19,221
7	6/7	Calgary	W, 2-1	4-3	Fedotenko	22,717





## 2006 PLAYOFF RESULTS

### EASTERN CONFERENCE QUARTER-FINAL

GM	DATE	OPPONENT	RESULT	SERIES	GWG	ATTENDANCE
1	4/21	at Ottawa	L, 1-4	0-1	Spezza	19,660
2	4/23	at Ottawa	W, 4-3	1-1	St. Louis	19,745
3	4/25	Ottawa	L, 4-8	1-2	Vermette	20,815
4	4/27	Ottawa	L, 2-5	1-3	Heatley	20,682
5	4/29	at Ottawa	L, 2-3	1-4	Havlat	20,004

## 2007 PLAYOFF RESULTS

### EASTERN CONFERENCE QUARTER-FINAL

GM	DATE	OPPONENT	RESULT	SERIES	GWG	ATTENDANCE
1	4/12	at New Jersey	L, 3-5	0-1	Parise	14,495
2	4/14	at New Jersey	W, 3-2	1-1	Lecavalier	18,231
3	4/16	vs. New Jersey	W, 3-2	2-1	Prospal	20,219
4	4/18	vs. New Jersey	L, 3-4 OT	2-2	Gomez	20,940
5	4/20	at New Jersey	L, 0-3	2-3	Greene	18,096
6	4/22	vs. New Jersey	L, 2-3	2-4	Gionta	20,019

## 2011 PLAYOFF RESULTS

### EASTERN CONFERENCE QUARTER-FINAL

GM	DATE	OPPONENT	RESULT	SERIES	GWG	ATTENDANCE
1	4/13	at Pittsburgh	L, 0-3	0-1	Kovalev	18,390
2	4/15	at Pittsburgh	W, 5-1	1-1	Lecavalier	18,507
3	4/18	vs. Pittsburgh	L, 2-3	1-2	Kennedy	20,545
4	4/20	vs. Pittsburgh	L, 2-3 2OT	1-3	Neal	20,326
5	4/23	at Pittsburgh	W, 6-2	2-3	Lecavalier	18,535
6	4/25	vs. Pittsburgh	W, 4-2	3-3	Downie	20,309
7	4/27	at Pittsburgh	W, 1-0	4-3	Bergenheim	18,507

### EASTERN CONFERENCE SEMIFINAL

GM	DATE	OPPONENT	RESULT	SERIES	GWG	ATTENDANCE
1	4/29	at Washington	W, 4-2	1-0	Stamkos	18,398
2	5/1	at Washington	W, 3-2 OT	2-0	Lecavalier	18,398
3	5/3	vs. Washington	W, 4-3	3-0	Malone	20,613
4	5/4	vs. Washington	W, 5-3	4-0	Bergeron	20,835

### EASTERN CONFERENCE FINAL

GM	DATE	OPPONENT	RESULT	SERIES	GWG	ATTENDANCE
1	5/14	at Boston	W, 5-2	1-0	Purcell	17,565
2	5/17	at Boston	L, 5-6	1-1	Ryder	17,565
3	5/19	vs. Boston	L, 0-2	1-2	Krejci	21,027
4	5/21	vs. Boston	W, 5-3	2-2	Gagne	21,216
5	5/23	at Boston	L, 1-3	2-3	Marchand	17,565
6	5/25	vs. Boston	W, 5-4	3-3	St. Louis	21,426
7	5/27	at Boston	L, 0-1	3-4	Horton	17,565

## 2014 PLAYOFF RESULTS


### EASTERN CONFERENCE QUARTER-FINAL

GM	DATE	OPPONENT	RESULT	SERIES	GWG	ATTENDANCE
1	4/16	Montreal	L, 4-5 OT	0-1	Weise	19,204
2	4/18	Montreal	L, 1-4	0-2	Bourque	19,204
3	4/20	at Montreal	L, 2-3	0-3	Plekanec	21,273
4	4/22	at Montreal	L, 3-5	0-4	Pacioretty	21,273





# TEAM PLAYOFF RECORDS



## GAME

### MOST

#### GOALS FOR, AT HOME

5 - Multiple Times, most recently May 25, 2011 vs. Boston (5-4)

#### GOALS FOR, ON ROAD

8 - April 23, 2011 (8-2) at Pittsburgh

#### GOALS AGAINST, AT HOME

8 - April 25, 2006 (4-8) vs. Ottawa

#### GOALS AGAINST, ON ROAD

7 - April 16, 1996 (7-3) at Philadelphia

#### GOALS BY BOTH TEAMS

12 - April 25, 2006 (OTT 8, TB 4) vs. Ottawa

#### POINTS FOR, AT HOME

14 - May 25, 2011 (5G, 9A) vs. Boston

#### POINTS FOR, ON ROAD

24 - April 23, 2011 (8G, 16A) at Pittsburgh

#### POINTS AGAINST, AT HOME

22 - April 25, 2006 (8G, 14A) vs. Philadelphia

#### POINTS AGAINST, ON ROAD

19 - April 16, 1996 (7G, 12A) vs. Philadelphia

#### POWER PLAY GOALS FOR, AT HOME

3 - Multiple Times, most recently May 25, 2011 vs. Boston

#### POWER PLAY GOALS FOR, ON ROAD

4 - April 23, 2011 at Pittsburgh

#### POWER PLAY GOALS BY BOTH TEAMS

6 - April 25, 2006 vs. Ottawa (TB 3, OTT 3)

#### POWER PLAY GOALS AGAINST, AT HOME

3 - April 12, 2003 vs. Washington

April 25, 2006 vs. Ottawa

#### POWER PLAY GOALS AGAINST, ON ROAD

3 - April 15, 1996 at Philadelphia

#### POWER PLAY ATTEMPTS FOR, AT HOME

11 - April 25, 2006 vs. Ottawa (3-11)

#### POWER PLAY ATTEMPTS FOR, ON ROAD

9 - April 25, 1996 at Philadelphia (0-9)

April 21, 2006 at Ottawa (1-9)

#### POWER PLAY ATTEMPTS AGAINST, AT HOME

7 - Multiple times, most recently April 18, 2007 vs. New Jersey (1-7)

#### POWER PLAY ATTEMPTS AGAINST, ON ROAD

13 - April 25, 1996 at Philadelphia (3-13)

#### SHORTHANDED GOALS FOR, AT HOME

1 - April 21, 1996 vs. Philadelphia

#### SHORTHANDED GOALS FOR, ON ROAD

1 - Accomplished ten times, most recently April 22, 2014 at Montreal (4:32, 2nd)

#### SHORTHANDED GOALS AGAINST, AT HOME

1 - Multiple times, most recently May 21, 2011 vs. Boston (Bergeron)

#### SHORTHANDED GOALS AGAINST, ON ROAD

1 - May 15, 2004 @ Philadelphia (Primeau)

April 21, 2006 @ Ottawa (Fisher)

#### SHOTS FOR, AT HOME

43 - April 12, 2003 vs. Washington

#### SHOTS FOR, ON ROAD

46 - April 20, 2003 at Washington (3 OT)

#### SHOTS AGAINST, AT HOME

53 - April 20, 2011 vs. Pittsburgh

#### SHOTS AGAINST, ON ROAD

61 - April 20, 2003 at Washington (3 OT)

#### SHOTS BY BOTH TEAMS

107 - April 20, 2003 at Washington (3 OT, WSH 61, TB 46)

#### PENALTY MINUTES FOR, AT HOME

79 - April 25, 2006 vs. Ottawa

#### PENALTY MINUTES FOR, ON ROAD

79 - April 25, 1996 at Philadelphia

#### PENALTY MINUTES AGAINST, AT HOME

60 - April 25, 2006 vs. Ottawa

#### PENALTY MINUTES AGAINST, ON ROAD

67 - May 27, 2004 @ Calgary

#### PENALTY MINUTES BY BOTH TEAMS

139 - April 25, 1996 at Philadelphia (PHI 60, TB 79)

April 25, 2006 vs. Ottawa (OTT 60, TB 79)

### FEWEST

#### GOALS BY BOTH TEAMS

1 - Multiple times, most recently May 27, 2011 vs. Boston (0-1)

#### POINTS BY BOTH TEAMS

3 - Multiple teams, most recently May 27, 2011 vs. Boston (0-1)

#### SHOTS FOR, AT HOME

15 - June 7, 2004 vs. Calgary

#### SHOTS FOR, ON ROAD

15 - April 24, 2003 at New Jersey

#### SHOTS AGAINST, AT HOME

17 - June 7, 2004 vs. Calgary

#### SHOTS AGAINST, ON ROAD

14 - April 20, 2007 at New Jersey

#### SHOTS BY BOTH TEAMS

32 - June 7, 2004 vs. Calgary





## PERIOD

---

### MOST

#### GOALS FOR

3 - Multiple times, most recently May 21, 2011 vs. Boston

#### GOALS AGAINST

5 - May 17, 2011 at Boston (2nd period)

#### SHOTS FOR, AT HOME

18 - Multiple times, most recently April 25, 2006 vs. Ottawa (2nd period)

#### SHOTS FOR, ON ROAD

16 - April 21, 2006 at Ottawa (1st period)

#### SHOTS FOR IN OVERTIME

14 - April 20, 2003 at Washington (1st overtime)

#### SHOTS AGAINST, AT HOME

18 - April 20, 2011 vs. Pittsburgh (2nd period)

April 21, 1996 vs. Philadelphia (2nd period)

#### SHOTS AGAINST, ON ROAD

18 - Multiple times, most recently May 17, 2011 at Boston (1st period)

#### SHOTS AGAINST IN OVERTIME

14 - April 20, 2003 at Washington (2nd overtime)

### FEWEST

#### SHOTS FOR, AT HOME

3 - April 18, 2003 vs. Washington (1st period)

June 3, 2003 vs. Calgary (2nd period)

#### SHOTS FOR, ON ROAD

3 - Multiple times, most recently May 1, 2011 at Washington (2nd period)

#### SHOTS AGAINST, AT HOME

3 - June 7, 2004 vs. Calgary (1st period)

#### SHOTS AGAINST, ON ROAD

2 - Multiple times, most recently April 20, 2007 at New Jersey (3rd period)

#### SHOTS FOR IN OVERTIME

1 - Multiple times, most recently April 20, 2011 vs. Pittsburgh (2nd Overtime)

#### SHOTS AGAINST IN OVERTIME

0 - Multiple times, most recently June 5, 2004 at Calgary (2nd Overtime)

### MISCELLANEOUS

#### LARGEST MARGIN OF VICTORY, AT HOME

4 - April 23, 2004 vs. Montreal (4-0)

#### LARGEST MARGIN OF VICTORY, ON ROAD

6 - April 23, 2011 at Pittsburgh (8-2)

#### LARGEST MARGIN OF DEFEAT, AT HOME

5 - April 27, 1996 vs. Philadelphia (1-6)

#### LARGEST MARGIN OF DEFEAT, ON ROAD

4 - April 16, 1996 at Philadelphia (3-7)

### FASTEST

#### GOAL FROM START OF GAME, FOR

0:13 - Adam Hall, May 17, 2011 at Boston

#### GOAL FROM START OF GAME, AGAINST

0:11 - Rene Bourque, April 20, 2014 at Montreal

#### GOAL FROM START OF 2ND PERIOD, FOR

0:24 - Brad Richards, May 18, 2004 vs. Philadelphia

#### GOAL FROM START OF 2ND PERIOD, AGAINST

0:39 - Pat Falloon, April 21, 1996 vs. Philadelphia

#### GOAL FROM START OF 3RD PERIOD, FOR

0:20 - Paul Ranger, April 25, 2006 vs. Ottawa

#### GOAL FROM START OF 3RD PERIOD, AGAINST

0:36 - Keith Primeau, May 13, 2004 at Philadelphia

#### GOAL FROM START OF OVERTIME, FOR

1:05 - Brad Richards, April 27, 2004 at Montreal

#### GOAL FROM START OF OVERTIME, AGAINST

2:09 - Jamie Langenbrunner, April 26, 2003 at New Jersey

### 2 GOALS FOR

0:19 - May 14, 2011 at Boston (Bergenheim at 11:15 and Clark at 11:34 of 1st period)

### 2 GOALS AGAINST

0:18 - April 13, 2011 at Pittsburgh (Kovalev at 6:05 and Asham at 6:23 of 3rd Period)

### 3 GOALS FOR

1:25 - May 14, 2011 at Boston (Bergenheim at 11:15, Clark at 11:34 and Purcell at 12:40 of the 1st period)

### 3 GOALS AGAINST

4:31 - April 21, 2006 (Havlat at 5:06, Spezza at 6:13 and Fisher at 9:37 of the 3rd period)

### 4 GOALS FOR

8:34 - April 23, 2011 at Pittsburgh (Gagne at 16:57 and Stamkos at 17:43 of 1st, and Lecavalier at 1:55 and Gagne at 5:31 of the 2nd period)

### 4 GOALS AGAINST

12:32 - May 17, 2011 at Boston (Horton at 13:58 of the 1st period, Seguin at 0:48, Krejci at 2:24 and Seguin at 6:30 of 2nd period)



# INDIVIDUAL PLAYOFF RECORDS

## SKATERS



### GAMES PLAYED

#### MOST GAMES, SEASON

23 - Accomplished by several players

### GOALS

#### MOST GOALS, PERIOD

2 - Multiple Players (Most Recently Teddy Purcell, May 21, 2011 vs. Boston)

#### MOST GOALS, GAME

2 - (Most Recently Steven Stamkos, April 16, 2014 vs Montreal)

#### MOST GOALS, SERIES

6 - Ruslan Fedotenko (2004 ECF vs. PHI)

#### MOST GOALS, SEASON

12 - Brad Richards (2004)  
Ruslan Fedotenko (2004)

#### MOST GOALS, CENTER, SERIES

5 - Vincent Lecavalier (2004 ECF vs. MTL)  
Vincent Lecavalier (2007 ECQF vs. NJ)

#### MOST GOALS, CENTER, SEASON

12 - Brad Richards (2004)

#### MOST GOALS, LEFT WING, SERIES

6 - Ruslan Fedotenko (2004 ECF vs. Philadelphia)

#### MOST GOALS, LEFT WING, SEASON

12 - Ruslan Redotenko (2004)

#### MOST GOALS, RIGHT WING, SERIES

5 - Martin St. Louis (2003)

#### MOST GOALS, RIGHT WING, SEASON

10 - Martin St. Louis (2011)

#### MOST GOALS, DEFENSEMAN, SERIES

2 - Pavel Kubina (2011 ECQF)  
Paul Ranger (2006 ECQF)

#### MOST GOALS, DEFENSEMAN, SEASON

2 - Multiple times, most recently Pavel Kubina and  
Marc-Andre Bergeron (2011)

#### MOST POWER PLAY GOALS, SERIES

4 - Ruslan Fedotenko (2004 ECF vs. Philadelphia)

#### MOST POWER PLAY GOALS, SEASON

7 - Brad Richards (2004)

#### MOST SHORT-HANDED GOALS, SERIES

1 - Multiple Players, most recently Ondrej Palat (2014 ECQF)

#### MOST SHORT-HANDED GOALS, SEASON

2 - Martin St. Louis (2003)

#### MOST GAME WINNING GOALS, SERIES

3 - Martin St. Louis (2003)

#### MOST GAME WINNING GOALS, SEASON

7 - Brad Richards (2004)

#### MOST OVERTIME GOALS, SERIES

1 - Multiple Players, most recently Vincent Lecavalier (2011 ECF)

#### MOST OVERTIME GOALS, SEASON

2 - Martin St. Louis (2004)

### ASSISTS

#### MOST ASSISTS, PERIOD

2 - Multiple Players, most recently Vincent Lecavalier,  
May 17, 2011 at Boston

#### MOST ASSISTS, GAME

3 - Multiple Players, most recently Vincent Lecavalier,  
May 17, 2011 at Boston

#### MOST ASSISTS, SERIES

6 - Multiple Players, most recently Vincent Lecavalier (2011 ECF vs. Boston)

#### MOST ASSISTS, SEASON

15 - Martin St. Louis (2004)

#### MOST ASSISTS, CENTER, SERIES

6 - Vincent Lecavalier (2011 ECF vs. Boston)

#### MOST ASSISTS, CENTER, SEASON

14 - Brad Richards (2004)

#### MOST ASSISTS, LEFT WING, SERIES

5 - Multiple Players, most recently Simon Gagne (2011 ECQF vs. Pittsburgh)

#### MOST ASSISTS, LEFT WING, SEASON

13 - Dave Andreychuk (2004)

#### MOST ASSISTS, RIGHT WING, SERIES

6 - Multiple Players, most recently Teddy Purcell  
(2011 ECF vs. Washington)

#### MOST ASSISTS, RIGHT WING, SEASON

15 - Martin St. Louis (2004)

#### MOST ASSISTS, DEFENSEMAN, SERIES

5 - Dan Boyle (2003 ECQF vs. Washington)

#### MOST ASSISTS, DEFENSEMAN, SEASON

8 - Dan Boyle (2004)

### POINTS

#### MOST POINTS, PERIOD

2 - most recently Alex Killorn, April 26, 2014 vs Montreal

#### MOST POINTS, GAME

4 - Vincent Lecavalier, May 17, 2011 at Boston (1g-3a-4p)

#### MOST POINTS, SERIES

9 - Multiple Players, most recently Brad Richards  
(2004 SCF vs. Calgary, 4g-5a-9p)

#### MOST POINTS, SEASON

26 - Brad Richards (2004)

#### MOST POINTS, CENTER, SERIES

9 - Brad Richards (2004 SCF vs. Calgary, 4g-5a-9p)

#### MOST POINTS, CENTER, SEASON

26 - Brad Richards (2004, 12-14-26)

#### MOST POINTS, LEFT WING, SERIES

8 - Fredrik Modin (2004 ECQF vs. New York Islanders, 3-5-8)

#### MOST POINTS, LEFT WING, SEASON

19 - Fredrik Modin (2004, 8-11-19)



**MOST POINTS, RIGHT WING, SERIES**

9 - Martin St. Louis (2003 ECQF vs. Washington, 5g-4a-9p)

**MOST POINTS, RIGHT WING, SEASON**

24 - Martin St. Louis (2004, 9g-15a-24p)

**MOST POINTS, DEFENSEMAN, SERIES**

6 - Paul Ranger (2006 ECQF vs. Ottawa, 2g-4a-6p)

**MOST POINTS, DEFENSEMAN, SEASON**

10 - Dan Boyle (2004, 2g-8a-10p)

**SHOTS****MOST SHOTS, GAME**

8 - Multiple Players, most recently Martin St. Louis,  
May 1, 2011 at Washington

**MOST SHOTS, SERIES**

30 - Vincent Lecavalier, 2007 ECQF vs. New Jersey

**MOST SHOTS, SEASON**

88 - Brad Richards (2004)

**PENALTIES****MOST PENALTY MINUTES, PERIOD**

24 - Chris Dingman, May 27, 2004 vs. Calgary (3rd Period)

**MOST PENALTY MINUTES, GAME**

24 - Chris Dingman, May 27, 2004 vs. Calgary

**MOST PENALTY MINUTES, SERIES**

34 - Pavel Kubina (2004 ECF vs. Philadelphia)

**MOST PENALTY MINUTES, SEASON**

63 - Chris Dingman (2004)

**PLUS/MINUS****HIGHEST PLUS/MINUS RATING, GAME**

+4 - Simon Gagne, May 21, 2011 vs. Boston

**HIGHEST PLUS/MINUS RATING, SERIES**

+6 - Multiple Players, most recently Martin St. Louis vs.  
New Jersey (2007 ECQF)

**HIGHEST PLUS/MINUS RATING, SEASON**

+7 - Multiple Players, most recently Steve Downie (2011)

**GOALTENDERS****MOST GAMES, SERIES**

7 - Multiple Players, most recently Dwayne Roloson, 2011 ECF

**MOST GAMES, SEASON**

23 - Nikolai Khabibulin (2004)

**MOST MINUTES PLAYED, SERIES**

455 - Nikolai Khabibulin vs. Calgary (2004 SCF)

**MOST MINUTES PLAYED, SEASON**

1401 - Nikolai Khabibulin (2004)

**MOST CONSECUTIVE STARTS, SERIES**

7 - Multiple Players, most recently Dwayne Roloson, 2011 ECQF

**MOST CONSECUTIVE STARTS, SEASON**

23 - Nikolai Khabibulin (2004)

**MOST WINS, SERIES**

4 - Multiple Players, most recently Dwayne Roloson, 2011 ECSF

**MOST WINS, SEASON**

16 - Nikolai Khabibulin (2004)

**LONGEST SHUTOUT STREAK, GAME**

97:45 - John Grahame, May 2, 2003 at New Jersey (Goals at 13:27  
of 1st Period and 11:12 of 3rd Overtime)

**LONGEST SHUTOUT STREAK, SERIES**

147:05 - Nikolai Khabibulin, April 10, 2004 - April 16, 2004 vs.  
New York Islanders

**LONGEST SHUTOUT STREAK, SEASON**

147:05 - Nikolai Khabibulin, April 10, 2004 - April 16, 2004 vs. New York  
Islanders (Goal at 3:36 of 3rd period on April 10 and goal at 10:41 of  
the 1st period on April 16)

**LOWEST GOALS AGAINST AVERAGE, SERIES (MINIMUM 60 MINUTES)**

0.79 - Nikolai Khabibulin (2004 vs. NYI)

**LOWEST GOALS AGAINST AVERAGE, SEASON (MINIMUM 240 MINUTES)**

1.71 - Nikolai Khabibulin (2004)

**MOST GOALS AGAINST, PERIOD**

5 - Dwayne Roloson, May 17, 2011 at Boston (2nd Period)

**MOST GOALS AGAINST, GAME**

6 - Dwayne Roloson, May 17, 2011 at Boston

**MOST GOALS AGAINST, SERIES**

18 - Multiple Players, most recently Dwayne Roloson (2011 ECF vs. Boston)

**MOST GOALS AGAINST, SEASON**

41 - Dwayne Roloson (2011)

**MOST SHOTS AGAINST, PERIOD**

18 - Multiple Players, most recently Dwayne Roloson  
(May 17, 2011 at Boston (1st period))

**MOST SHOTS AGAINST, GAME**

61 - Nikolai Khabibulin, April 20, 2003 at Washington

**MOST SHOTS AGAINST, SERIES**

256 - Dwayne Roloson vs. Pittsburgh (2011 ECQF)

**MOST SHOTS AGAINST, SEASON**

598 - Nikolai Khabibulin (2004)

**MOST SAVES, PERIOD**

18 - Dwayne Roloson, April 13, 2011 at Pittsburgh (2nd period)

**MOST SAVES, GAME**

60 - Nikolai Khabibulin, April 20, 2003 at Washington

**MOST SAVES, SERIES**

243 - Dwayne Roloson, 2011 ECQF vs. Washington

**MOST SAVES, SEASON**

558 - Nikolai Khabibulin (2004)

**HIGHEST SAVE PERCENTAGE, SERIES (MINIMUM 60 MINUTES)**

.972 - Nikolai Khabibulin vs. New York Islanders (2004 ECQF)

**HIGHEST SAVE PERCENTAGE, SEASON (MINIMUM 240 MINUTES)**

.933 - Nikolai Khabibulin (2004)









 BE THE **THUNDER**

# MISC



2014-2015

# IN THE COMMUNITY

## THE LIGHTNING FOUNDATION

The Lightning Foundation is dedicated to investing its resources and leadership for the enrichment of the people of Tampa Bay, focusing on meeting basic human needs and enhancing lives.

## LIGHTNING COMMUNITY HEROES

The Lightning Community Hero Program celebrates our community's heroes in a unique and electrifying way. At each of the team's 41 regular season home games, the Lightning honor a Community Hero and award \$50,000 to an eligible non-profit organization that represented that Hero's cause. Over the course of the season, a total of \$2,050,000 is awarded to eligible 501c3 organizations. Fans are encouraged to log on to <http://tampabaylightning.com/heroes> to receive additional details about this year's program, as well as to nominate deserving individuals who are making the Tampa Bay area a better place to live, work and play.

## TAMPA BAY SPORTS & ENTERTAINMENT STAFF IN THE COMMUNITY

As a unified staff of the Tampa Bay Lightning, Tampa Bay Storm and Amalie Arena, the mission is to make an impact in the community we call home. As a result, the C.H.A.R.G.E. program was developed - Contributing Hours Across our Region through our Generous Employees. Each month, without fail, the TBSE family will be in the community giving back. Our main objective is to CHARGE throughout Tampa Bay volunteering a minimum of 4,000 hours at various non-profits each fiscal year. In 2013-2014 over 5,500 hours of volunteer service were completed at over 60 charitable organizations.

## COMMUNITY RELATIONS

The Tampa Bay Lightning organization understands the vital role it plays in the community and the responsibilities that are attached to being a premier sports team in the Tampa Bay area. The Lightning's mission is to lead by example, inspire others, and offer hope to those less fortunate in order to create a lasting impact in the Tampa Bay community.

The Community Relations Department provides support to the community in a variety of ways; including participating in charity fundraisers and helping local non-profit entities grow awareness of their causes. The Lightning also helps local organizations raise money with in-kind donations such as autographed memorabilia. Donation requests can be made online through the request form at [www.tampabaylightning.com](http://www.tampabaylightning.com), by clicking on the In-Kind Merchandise Donations link under the "Community" tab.

Lightning players, coaches and their wives/girlfriends play an important role in giving back to the Tampa Bay community. Despite their hectic schedules, players and wives/girlfriends participate in Lightning fundraisers, local public appearances, school appearances, hospital visits and community programs, all aimed at assisting Bay Area children and families. Tampa Bay Lightning players also purchase game tickets, which are donated back to local charities and youth hockey organizations of the players' choice. In addition, several Lightning players have their own community programs. Steven Stamkos lends his efforts to serving as Spokeschampion for St. Joseph's Children's Hospital Kids Are Heroes program and through chairing the Ronald McDonald House of Tampa Bay's Light a Light Share a Night campaign. The players, coaches and their families will again host a special holiday party for deserving children, hold food drives in conjunction with the Metropolitan Ministries and conduct toy drives for Marine Corps Reserve Toys for Tots.

## EDUCATIONAL PROGRAMS

The Tampa Bay Lightning and the Lightning Foundation host a number of enriching educational programs for the children in the Tampa Bay community. The Lightning mascot, ThunderBug, is always on a community power play attending various charitable events, hospitals, company functions, youth centers and local schools. The Lightning also reaches students K-12 with a variety of education programs:

"Score with Reading", presented by Bright House Networks reaches first grade students across the Bay Area stressing the importance of reading as well as literacy. Students are incentivized with game tickets for reaching a goal of 400 or 800 minutes read over a six week period.

"Hockey by the Numbers", facilitated by Rick Peckham and sponsored by Stantec, bridges hockey with math concepts for easy learning to 5th and 6th graders in the Hillsborough County School District.

In a partnership between the Lightning and (J.P. Morgan) Chase, we have the privilege of honoring outstanding educators throughout the hockey season, choosing principals and teachers making an impact from excellent schools across the Bay Area. Educators are recognized at a home Lightning game amidst friends, colleges and Lightning Fans. "Outstanding Educators", presented by Chase.

"Fit Families for Life", sponsored by Blue Cross and Blue Shield of Florida, provides students and their families the opportunity to learn and apply information about exercise, nutrition and good decision making that will empower them to be "Fit for Life." This program will begin its sixth year at Academy Prep Center.

Additionally, Lightning staff participate annually in a High School Career Day and the Great American Teach-In.

These programs are designed to help make learning fun and ensure all Tampa Bay area students obtain a quality education leading to a bright future.

## COMMUNITY HOCKEY INITIATIVES

In a continuing effort to reach out to the community and spread the growth of hockey in the region, the Lightning has created numerous fan development and youth hockey programs. These programs include the NHL/NHLPA "Future Goals" education program, the year-round Lightning Made clinics and hockey camps, the Tampa Bay Lightning sled hockey team, the Bright House Networks Mite Intermissions, youth hockey fundraising, coaches' clinics, the Lightning diversity program, Street Lightning presented by Chase, the Florida High School Hockey Association, girls youth hockey, roller hockey and Hockey 'N Heels (Hockey 101 for women) to name a few. Many of these programs are free of charge or may be used as fundraising opportunities for local nonprofit organizations. These programs reach more than 150,000 children and adults of all ages through hundreds of events each year.

If you are interested in learning more about any of the above these activities, please visit the Community section of [www.tampabaylightning.com](http://www.tampabaylightning.com) or call 813.301.6500.



# NATIONAL HOCKEY LEAGUE

## NEW YORK

1185 Avenue of the Americas  
New York, NY 10036

Phone: 212-789-2000

Fax: 212-789-2020

Fax: 212-789-2070

## MONTREAL

1800 McGill College Avenue,  
Suite 2600

Montréal, Québec, H3A 3J6

Phone: 514-841-9220

Fax: 514-841-1070

## TORONTO

50 Bay Street, 11th Floor  
Toronto, Ontario, M5J 2X8

Phone: 416-359-7900

Fax: 416-981-2769

## EXECUTIVES

Commissioner

Gary B. Bettman

Deputy Commissioner

William Daly

Chief Operating Officer

John Collins

Senior Executive Vice President of Hockey Operations

Colin Campbell



# 2014-2015 NHL ON-ICE OFFICIALS

## REFEREES

NAME	SWEATER #
*Burchell, Darcy	42
Charron, Francis	6
*Chmielewski, Tom	43
Devorski, Paul	10
Dwyer, Gord	19
Furlatt, Eric	27
*Hanson, Trevor	47
Hasenfratz, Mike	2
Hebert, Ghislain	22
Hebert, Jean	15
Jackson, Dave	8
Joannette, Marc	25
Kimmerly, Greg	18
Kowal, Tom	32
Kozari, Steve	40
L'Ecuyer, Frederick	17
LaRue, Dennis	14
Lee, Chris	28
Leggo, Mike	3
*Lemelin, Mark	41
*Lewis, Dave	46
*Luxmore, Thomas John	49
Martell, Rob	26
McCauley, Wes	4
*McIsaac, Jon	45
Meier, Brad	34
Morton, Dean	36
Nicholson, Kendrick	44
O'Halloran, Dan	13
O'Rourke, Dan	9
Peel, Tim	20
Pochmara, Brian	16
Pollock, Kevin	33
Rank, Garrett	48
Rehman, Kyle	37
Rooney, Chris	5
Skilliter, Graham	24
St. Pierre, Justin	12
St-Laurent, Francois	38
Sutherland, Kelly	11
Walsh, Ian	29
Watson, Brad	23

## LINESMEN

NAME	NUMBER
Amell, Derek	75
Barton, Steve	59
Brisebois, David	96
Cameron, Lonnie	74
Cherrey, Scott	50
Cormier, Michel	76
Cvik, Mike	88
Devorski, Greg	54
Driscoll, Scott	68
Galloway, Ryan	82
Gibbs, Darren	66
*Grandt, John	98
Henderson, Don	91
Heyer, Shane	55
Kovachik, Brad	71
*Knorr, Trent	63
Lazarowich, Brad	86
Mach, Brian	78
MacPherson, Matt	83
McElman, Andy	90
Miller, Steve	89
Morin, Jean	97
Murchison, Kiel	79
Murphy, Brian	93
Murray, Jonny	95
Nansen, Derek	70
Nelson, Thor	80
Nowak, Tim	77
Pancich, Bryan	94
Racicot, Pierre	65
Rody, Vaughan	73
Sericolo, Anthony	84
Sharrers, Jay	57
Shewchyk, Mark	92
Wheler, Mark	56

### • MINOR LEAGUE OFFICIALS





# TERMS GLOSSARY

**ALTERCATION:** Physical incident between at least two players resulting in either one penalty or numerous penalties

**BOARDING:** Checking an opponent into the boards from behind.

**BUTT ENDING:** Jabbing, or attempting to jab, an opponent with the shaft of the stick.

**CHARGING:** Taking more than three skating strides prior to checking an opponent.

**CHECKING FROM BEHIND:** Skating up behind an opponent and checking him from behind.

**CROSS-CHECKING:** Hitting an opponent with both hands on the stick and no part of the stick on the ice.

**DELAYED OFFSIDES:** When defensive team regains puck after attacking player precedes puck into offensive zone, it can move puck out of the zone without contact or an attempt to delay the play from offensive players.

**DELAYING THE GAME:** When player purposely knocks, shoots or throws puck into benches or stands - or pushes net off moorings - in attempt to delay the game.

**ELBOWING:** Striking opponent with elbow in attempt to impeded or disrupt.

**FIGHTING:** When players throw punches with closed fists.

**GAME MISCONDUCT:** When a player gets thrown out of a game.

**GOALTENDERS' PENALTIES:** A goaltender shall not be sent to the penalty box for an infraction, but instead the minor penalty shall be served by another member of his team who was on the ice when the infraction was committed.

**HAND PASS:** Players can't close their hands on the puck, pick it up from the ice or throw it.

**HEAD BUTT:** Hitting an opponent with head, or going in head first on a body check.

**HIGH-STICKING:** Striking your opponent while carrying the stick above shoulder level.

**HOLDING:** Player grabs an opponent or opponent's equipment to impede progress.

**HOOKING:** Using blade of stick to pull or tug at opponent.

**INTERFERENCE:** Illegal body contact with an opponent who is not in possession of the puck, or knocking an opponent's fallen stick out of his reach.

**KNEEING:** Hitting opponent with knee.

**MAJOR PENALTIES:** Any player, except the goaltender, shall be ruled off the ice for five minutes during which time no substitute shall be permitted. The player who is serving the five minute major must stay in the penalty box for the full five, regardless if a goal is scored upon the "shorthanded" team.

**MATCH PENALTY:** Any player, including the goaltender, will be ejected immediately for deliberately injuring another player. A teammate must serve a five minute major for the ejected player. Players are also subject to a monetary fine from the NHL for the infraction.

**MINOR PENALTIES:** Any player, other than the goaltender, shall be ruled off the ice for two minutes during which time no substitute shall be permitted. If the shorthanded team is scored upon before the two minutes elapse, the player in the penalty box is automatically released.

**MISCONDUCT PENALTY:** Any player, other than the goaltender, shall be ruled off the ice for a period of ten minutes. A substitute player is permitted to immediately replace a player serving a misconduct penalty. A player whose misconduct penalty has expired shall remain in the penalty box until the next stoppage of play.

**OFFSIDES:** The blue lines carve the ice into three zones - one for each team with a neutral zone sandwiched in between. No member of an attacking team can cross the blue line and enter the opposing team's zone until the puck does. If any attacking player crosses the line before the puck, that's offsidess, and the official blows the whistle and the puck comes back out to center ice for a face-off. Once the defensive team has successfully cleared puck back across the blue line and into the neutral zone, everyone from the attacking team also has to clear the offensive zone and begin the attacking process all over again.

**PENALTY SHOT:** Offensive player awarded penalty shot if illegally checked or impeded on breakout. Puck placed at center ice and player moves in one-on-one on goaltender for a shot.

**SLASHING:** Hitting an opposing player with the stick or swinging the stick at an opposing player.

**SPEARING:** Stabbing an opponent with the point of the stick blade while the stick is being carried in one or both hands.

**TIME OUT:** Stop in play.

**TRIPPING:** Player uses stick, arm or leg to knock over an opponent.

**WASH-OUT:** Officials signal for no penalty, goal, icing, offsidess or high-sticking on play.



# MEDICAL GLOSSARY

## A

**ABDUCTION:** Movement of a joint away from the center of the body.

**AC JOINT (ACROMIOCLAVICULAR JOINT):** Joint of the shoulder where acromion process of the shoulder blade and the distal end of the collarbone meet; most shoulder separations occur at this point.

**ADDUCTION:** Movement of a joint toward the center of the body.

**ADHESION:** Abnormal adherence of collagen fibers to surrounding structures during immobilization following trauma or as a complication of surgery which restricts normal elasticity of the structures involved; or scar tissue which forms after trauma or surgery which can restrict normal motion.

**AEROBIC:** Exercise in which energy needed is supplied by oxygen inspired and is required for sustained periods of vigorous exercise with a continually high pulse rate.

**ANABOLIC STEROIDS:** Steroids that promote tissue growth by creating protein in an attempt to enhance muscle growth. The main anabolic steroid is testosterone (male sex hormone).

**ANAEROBIC:** Exercise without the use of oxygen as an energy source; short bursts of vigorous exercise.

**ANTERIOR CRUCIATE LIGAMENT (ACL):** A primary stabilizing ligament within the center of the knee joint that prevents hyperextension and excessive rotation of the joint. A complete tear of the ACL necessitating reconstruction could require up to 12 months of rehabilitation.

**ANTI INFLAMMATORY:** Any agent which prevents inflammation, such as aspirin or ibuprofen.

**ARTERIOGRAM:** A film demonstrating arteries after injection of a dye.

**ARTHROGRAM:** X ray technique for joints using air and/or dye injected into the affected area; useful in diagnosing meniscus tears of the knee and rotator cuff tears of the shoulder.

**ARTHROSCOPE:** An instrument used to visualize the interior of a joint cavity.

**ARTHROSCOPY:** A surgical examination of the internal structures of a joint by means of observation through an arthroscope. An arthroscopic procedure can be used to remove or repair damaged tissue or as a diagnostic procedure in order to inspect the extent of any damage or confirm a diagnosis.

**ATROPHY:** To shrivel or shrink from disuse; as in muscular atrophy.

## B

**BAKER'S CYST:** Localized swelling of a bursa sac in the back of the knee as a result of fluid that has escaped from the knee capsule. A Baker's cyst indicates that there is a trauma inside the knee joint that leads to excessive fluid production.

**BONE SCAN:** An imaging procedure in which a radioactive labeled substance is injected into the body to determine the status of a bone injury. If the radioactive substance is taken up by the bone at the injury site, the injury will show as a 'hot spot' on the scan image. The bone scan is particularly useful in the diagnosis of stress fractures.

**BURSA:** A fluid filled sac located in areas where friction is likely to occur. The bursa sac minimizes the friction, for example, between a tendon and bone.

## C

**CARTILAGE:** Smooth, slippery substance preventing two ends of bones from rubbing together and grating. Most joints use this to cover bones next to each other. A meniscus is made of cartilage.

**CAT SCAN (COMPUTERIZED TOMOGRAPHY):** Use of a computer to produce a cross-sectional view of the anatomical part being investigated from x ray data.

**CHONDROMALACTIA:** Roughening of the articular cartilage. Best known for the roughening of the underside of the kneecap, which can occur in any kneecap injury.

**CLAVICLE:** Collarbone; the bone connecting the breastbone with the shoulder blade.

**CLOSED REDUCTION:** Re-alignment of a fracture or dislocation without surgery.

**COCCYX:** The 'tailbone,' a group of four vertebrae that are fused together to form a small triangular bone, located at the terminal end of the spine.

**CONCUSSION:** Jarring injury of the brain resulting in dysfunction. It can be graded as mild, moderate or severe, depending on loss of consciousness, amnesia and loss of equilibrium.

**CONTUSION:** An injury to a muscle and tissues caused by a blow from a blunt object.

**CORTICOSTEROIDS:** Used to suppress joint inflammation and inflammation in a bursa or near tendons.

**CRYOTHERAPY:** A treatment with the use of cold.

**CYST:** Abnormal sac containing liquid or semi solid matter.

## D

**DEGENERATIVE JOINT DISEASE:** Changes in the joint surfaces as a result of repetitive trauma and 'wear and tear'.

**DELTOID LIGAMENT:** Ligament that connects the tibia to bones of the medial aspect of the foot and is primarily responsible for stability of the ankle on the medial side. Is sprained less frequently than other ankle ligaments.

**DELTOID MUSCLE:** Muscles at the top of the arm, just below the shoulder, responsible for shoulder motions in the front, side and back.

**DISC, INTERVERTEBRAL:** A flat, rounded plate between each vertebrae of the spine. The disc consists of a thick fiber ring which surrounds a soft gel like interior. It functions as a cushion and shock absorber for the spinal column.

**DISLOCATION:** Complete displacement of joint surfaces.

## E

**ELECTROMYOGRAM (EMG):** Test to determine nerve function.

**EPICONDYLITIS:** Inflammation of tendons at the elbow due to overuse. Common in

tennis players (outer part of elbow) and golfers (inner part of elbow)

**ETIOLOGY:** Study of the cause of injury and disease.

**EXTENSION:** Action of straightening of a joint as achieved by an extensor muscle.

## F

**FASCIA:** A connective tissue sheath consisting of fibrous tissue and fat which unites the skin to the underlying tissue.

**FAT PERCENTAGE:** The amount of body weight that is adipose, fat tissue. Fat percentage can be calculated by underwater weighing, measuring select skinfold thickness or by analyzing electrical impedance.

**FEMUR:** Thighbone; longest bone in the body.

**FIBULA:** Smaller of the two bones in the lower leg; runs from the knee to the ankle along the outside of the lower leg.

**FLEXIBILITY:** The ability of muscle to relax and yield to stretch forces.

**FRACTURE:** Breach in continuity of a bone. Types of fractures include simple, compound, comminuted, greenstick, incomplete, impacted, longitudinal, oblique, open, stress or transverse.

## G

**GLENOHUMERAL:** The shoulder girdle; consists of the glenoid capsule, head of the humerus and labrum.

**GLENOID:** Cavity of the scapula into which the head of the humerus fits to form the shoulder girdle.

**GLENOID LABRUM:** A rim of fibrocartilaginous tissue attached around the margin of the glenoid fossa.

**GRADE ONE INJURY:** A mild injury in which ligament, tendon or other musculoskeletal tissue may have been stretched, but not torn or otherwise disrupted.

**GRADE TWO INJURY:** A moderate injury in which musculoskeletal tissue has been partially, but not totally torn, causing appreciable limitation in function of the injured tissue.

**GRADE THREE INJURY:** A severe injury in which tissue loss has been significant, and in many cases, totally torn or otherwise disrupted, causing a virtual loss of function.

**GROIN:** Junction of the thigh and abdomen, location of muscles that rotate, flex and adduct the hip.

## H

**HAMMER TOE:** Condition when the first digit of a toe is at a different angle than the remaining digits of the same toe.

**HAMSTRING:** Category of muscle that runs from the buttocks to the knee along the back of the thigh. It functions to flex the knee and is often times injured as a result of improper conditioning or lack of muscle flexibility.

**HEMARTHROSIS:** Accumulation of blood within a joint as a result of an acute injury.

**HEMATOMA:** Mass produced by an accumulation of coagulated blood in a cavity or in soft tissues.

**HIGH ANKLE SPRAIN:** Disruption of thick connective tissue between the tibia and fibula above the ankle joint.

**HIP POINTER:** Contusion to the iliac crest.

**HYDROTHERAPY:** Treatment using water.

**HYPEREXTENSION:** Extreme extension of a limb or body part.

## I

**ICE AND STIMULATION:** Use of ice to reduce inflammation and muscle stimulation by

surface electrodes to maintain muscle strength used in rehabilitation of injury.

**ILIOTIBIAL BAND:** A thick, wide fascial layer that runs from the iliac crest to the knee joint on the outside of the thigh.

**INFLAMMATION:** The body's natural response to injury in which the injury site might display various degrees of pain, swelling, heat, redness and/or loss of function.

**ISOMETRIC CONTRACTION:** Muscular contraction in which tension is developed but no mechanical work is done.

## L

**LABRUM (LABRUM GLENOIDULE):** The cartilage of the glenoid cavity in the shoulder. A lip edged or lip like structure.

**LATERAL COLLATERAL LIGAMENT (LCL):** Ligament of the knee along the outer aspect that connects the femur to the fibula. It provides lateral stability to the joint.

**LIGAMENT:** Band of fibrous tissue that connects bone to bone or bone to cartilage and supports and strengthens joints.

## M

**MAGNETIC RESONANCE IMAGING (MRI):** Imaging procedure in which a radio frequency pulse causes certain electrical elements of the injured tissue to react to this pulse and through this process a computer display and permanent film establish a visual image. MRI does not require radiation and is very useful in the diagnosis of soft tissue, disc and meniscus injuries.

**MANDIBLE:** Jaw bone

**MEDIAL COLLATERAL LIGAMENT (MCL):** Ligament of knee along the inner aspect that connects the femur to the tibia.

**MENISCUS:** Crescent-shaped cartilage, usually pertaining to the knee joint; also known as cartilage. There are two menisci in the knee - medial and lateral. These work to absorb weight within the knee and provide stability.

**METACARPALS:** Five long bones of the hand, joining the fingers to the wrist.

**METATARSALS:** Five long bones of the foot, running from the ankle to the toes.

**MYOSITIS:** Inflammation of a muscle.

## O

**OPEN REDUCTION:** Re-alignment of a fracture or dislocation with surgery.

**ORTHOTIC:** Any device applied to or around the body of physical impairment of disability. Commonly used to control foot mechanics.

**OSTEOCHONDritis DESSICANS:** A piece of bone and/or cartilage loosened from its attachment after trauma and a cause of a lesion.



**OSTEOMYELITIS:** An inflammatory disease of bone caused usually by infection with streptococcus or staphylococcus bacteria.

## P

**PATELLA:** The kneecap. The patella functions to protect the distal end of the femur as well as increase the mechanical advantage and force generating capacities of the quadriceps muscle group.

**PLANTAR FASCIITIS:** Inflammation of the plantar (a thick tissue on the bottom of the foot which helps create the arch) fascia; associated with overuse or acute foot injury.

**POSTERIOR CRUCIATE LIGAMENT (PCL):** A primary stabilizing ligament of the knee that provides significant stability and prevents displacement of the tibia backward within the knee joint. A complete tear of this ligament necessitating reconstruction could require up to 12 months of rehabilitation.

## Q

**QUADRICEP MUSCLES:** A group of four muscles of the front thigh that run from the hip and form a common tendon at the patella; they are responsible for knee extension.

## R

**RADIUS:** Bone in the forearm from elbow to the thumb side of the wrist.

**RECONSTRUCTION:** Surgical rebuilding of a joint using natural, artificial or transplanted materials.

**ROTATOR CUFF:** Comprised of four muscles in the shoulder area that can be irritated by overuse. The muscles are the supraspinatus (most commonly injured), infraspinatus, teres minor and subscapularis.

## S

**SACROILIAC:** Junction of the sacrum, the lower back bone, with the pelvis.

**SACRUM:** Group of five fused vertebrae located just below the lumbar vertebrae of the lower back, which form part of the pelvis.

**SCAPULA:** Shoulder blade.

**SCIATICA:** Irritation of the sciatic nerve resulting in pain or tingling running down the inside of the leg.

**SCIATIC NERVE:** Major nerve that carries impulses for muscular action and sensations between the low back and thigh and lower leg; it is the longest nerve in the body.

**SHIN SPLINT:** A catch all syndrome describing pain in the shin that is not a fracture or tumor and cannot be defined otherwise.

**SPLEEN:** Large, solid organ responsible for the normal production and destruction of blood cells located under the left rib cage.

**SPONDYLOSIS:** Abnormal vertebral fixation or immobility, or a general term for arthritis of the spine.

**SPRAIN:** Injury resulting from the stretching or twisting of the joint and causes various degrees of stretching or tearing of a ligament or other soft tissue at the joint.

**STRAIN:** Injury resulting from a pulling or torsion to the muscle or tendon that causes various degrees of stretching or tearing to the muscle or tendon tissue.

**STRESS FRACTURE:** A hair line type of break in a bone. Caused by overuse.

**SUBLUXATION:** Partial dislocation of a joint. The term usually implies that the joint can return to a normal position without formal reduction.

**SYNOVIAL FLUID:** Lubricating fluid for joints and tendons, produced in synovium, or the inner lining of a joint.

**SYNOVITIS:** Inflammation of the synovial lining of a joint.

## T

**TALUS:** The ankle bone that articulates with the tibia and fibula to form the ankle joint.

**TARSALS:** Group of seven bones of the foot consisting of the calcaneus, talus, cuboid and three cuneiform bones.

**TENDINITIS:** Inflammation of the tendon and/or tendon sheath, caused by chronic overuse or sudden injury.

**TENDON:** Tissue that connects muscle to bone.

**TENOSYNOVITIS:** Swelling or inflammation of a tendon sheath caused by calcium deposits, repeated strain or trauma.

**TIBIA:** Shin bone; larger of the two bones of the lower leg and is the weight bearing bone of the shin.

**TRANSCUTANEOUS ELECTRICAL NERVE STIMULATOR (TENS):** An electrical modality that sends a mild current through pads at the injury site which stimulates the brain to release the natural analgesic endorphin.

**TRANSVERSE PROCESS:** Small lateral projection off the right and left side of each vertebrae that functions as an attachment site for muscles and ligaments of the spine.

**TRICEPS:** Muscle of the back of the upper arm, primarily responsible for extending the elbow.

## U

**ULNA:** Inner bone of the forearm that runs from the tip of the elbow to the little finger side of the wrist.

**ULNAR NERVE:** Nerve in the elbow commonly irritated from excessive throwing.

**ULTRASOUND:** An electrical modality that transmits a sound wave through an applicator into the skin to the soft tissue in order to heat the local area for relaxing the injured tissue and/or disperse edema. Also a type of imaging study for certain body areas.

## W

**"WIND KNOCKED OUT":** Syndrome describing a contraction of the abdominal nerve trunk, the solar plexus, as a result of an abdominal contusion.





# BROADCAST SCHEDULE

OCTOBER						
SUN	MON	TUES	WED	THUR	FRI	SAT
			1	2	3	4
5	6	7	8	9 FLA 7:30	10	11 OTT 7:00
12	13 MTL 7:30	14 NJL 7:30	15	16	17	18 VAN 10:00
19	20 EDM 9:30	21 CGY 9:00	22	23	24 WPG 8:00	25 MIN 8:00
26	27	28 ARI 7:30	29	30 PHI 7:30	31	

NOVEMBER						
SUN	MON	TUES	WED	THUR	FRI	SAT
						1 WSH 7:00
2	3	4	5	6 CGY 7:30	7	8 CBJ 7:00
9 DET 6:00	10	11 CHI 8:30	12	13 SJS 7:30	14	15 NYI 7:00
16	17 NYR 7:00	18 NYI 7:00	19	20 TOR 7:30	21	22 MIN 7:00
23	24	25	26 NYR 7:30	27	28	29 OTT 7:00


DECEMBER						
SUN	MON	TUES	WED	THUR	FRI	SAT
30	1 NYR 7:00	2 BUF 7:30	3	4 BUF 7:30	5	6 CBJ 7:00
7	8	9 WSH 7:30	10	11 CAR 7:30	12	13 WSH 7:00
14	15 PIT 7:00	16 PHI 7:00	17	18	19 NJL 7:00	20 NYI 7:00
21	22	23 PIT 7:30	24	25	26	27 CAR 7:00
28	29 TOR 7:30	30	31 BUF 6:00			

JANUARY						
SUN	MON	TUES	WED	THUR	FRI	SAT
				1	2 PIT 7:00	3
4 OTT 7:00	5	6 MTL 7:30	7	8	9 BUF 7:30	10
11	12 PHI 7:00	13 BOS 7:00	14	15 EDM 7:00	16	17 COL 7:00
18	19	20 VAN 7:30	21	22	23	24
25	26	27 CAR 7:30	28	29 DET 7:30	30	31 CBJ 7:30

FEBRUARY						
SUN	MON	TUES	WED	THUR	FRI	SAT
1	2	3 STL 8:00	4	5 DAL 8:30	6	7 LAK 5:00
8 ANA 5:00	9	10 NSH 8:00	11	12 STL 7:30	13	14
15 SJS 8:00	16 LAK 10:30	17	18 ANA 10:00	19	20	21 ARI 8:00
22 COL 7:00	23	24	25	26	27 CHI 7:30	28

MARCH						
SUN	MON	TUES	WED	THUR	FRI	SAT
1 FLA 5:00	2	3 BUF 7:30	4	5 TOR 7:30	6	7 DAL 7:00
8	9	10 MTL 7:30	11	12 BOS 7:00	13	14 WPG 7:00
15	16 MTL 7:30	17	18	19	20 DET 7:30	21
22 BOS 5:00	23	24 FLA 7:30	25	26 NSH 7:30	27	28 DET 2:00
29	30 MTL 7:30	31 TOR 7:30				

APRIL						
SUN	MON	TUES	WED	THUR	FRI	SAT
			1	2 OTT 7:30	3	4 FLA 7:00
5	6	7	8	9 NJL 7:30	10	11 BOS 7:30
12	13	14	15	16	17	18
19	20	21	22	23	24	25
26	27	28	29	30		

 HOME  AWAY

 ALL-STAR BREAK



All game times are Eastern.



## MEDIA REGULATIONS + POLICIES

### PARKING

Limited parking passes are available on a season basis upon request to the public relations office. Media members can be added to the parking list on a single-game basis, but parking spaces are limited. Requests must be made when requesting game credentials.

Requests to park local news television trucks in the compound must be made at least 24 hours in advance. One truck per outlet will be permitted access to the compound starting approximately three hours prior to the game. Trucks may be relocated to the grass lot due to space limitations.

### MEDIA CREDENTIALS

Media credentials will be issued only for working members of the media. Season credentials will be issued to those assigned to cover the Lightning regularly, and single game credentials must be requested via email on company letterhead at least 24 hours in advance. Only previously approved media may pick up game-night credentials at media will call. Media will call is located at the employee/guest entrance on the southeast side of Amalie Arena (Gate D). It opens 2-1/2 hours before Lightning games (5:00 p.m. for a 7:30 p.m. start). All media must enter through Gate D.

### MEDIA LOUNGE

The media lounge is located on Level 1 (Event Level) on the south side of the building. Meal and beverage service is available for a donation and begins two hours before face-off and ends five minutes after the start of each game. Only individuals with credentials will be allowed access to the media lounge.

### MEDIA WORK ROOM

The media work room is located on Level 1 (Event Level) on the south side of the building next to the media lounge. It is open and available for use by working media before, during and after games. Long distance calls must be made on a credit card or collect basis. Wireless internet is available at no cost.

### PRESS BOX ACCESS

To access the press box, take the elevator located on Level 1 (Event Level) on the east side of Amalie Arena. The elevator will be available at the Press Box (Level 7) at the end of each game for immediate access to the locker rooms.

### TOM McEWEN PRESS BOX

The Tom McEwen Press Box is located on Level 7 on the east side of building. Booths will be assigned to radio, television, coaching staffs and off-ice officials. Media will be assigned to seats, which will be posted for each game in the press box and media work room. Please sit in your assigned seat, or see a Lightning public relations representative if you have not been assigned one.

### PRESS BOX SERVICES

Telephones and internet access (wireless is available at no charge) are provided for use by media throughout the press box. Long distance calls must be made on a credit card or collect basis. Electrical outlets are located at the base of the wall in front of each seat.

Television monitors have been positioned above the seating area. If you wish to review a play, see a Lightning public relations representative. Plays can be reviewed in the off-ice official booth at the end of a period or at the end of the game.

Game summary sheets will be distributed between periods and following the end of the game in the press box, locker room and working media room. Out of town scores will be posted once during each period and at the conclusion of each period. Goals, penalties and notes of interest will be announced over the press box PA. Attendance will be announced during the third period. Quote sheets including both coaches and 1-2 players for each team will be distributed as quickly as possible to the working media room and press box following each game.

Beverages and snacks will be available in the press box during each game.

### PHOTO

Scott Audette, Lightning team photographer, will assign photo locations. Please be sure to see Scott prior to each game for assigned photo locations, and all photographers must only shoot from assigned photo areas. It is imperative that all photographers be courteous to spectators and especially cognizant not to obstruct the view of paying spectators.

The photo room is located on Level 1 (Event Level) and available for still photographers. The room is equipped with phone lines, televisions and power. Contact Scott Audette regarding photo room usage.

### PHOTO LOCATIONS

Locations will be assigned by Scott Audette. Please be sure to see Scott prior to each game specifically for all photo locations. It is also possible to shoot from elevated positions throughout Amalie



Arena. As a reminder, it is imperative that all photographers be courteous to spectators and be especially cognizant not to obstruct the view of paying spectators.

Following are designated ice-level camera locations for rights-holder cameras:

Between player benches (when available)

Zamboni entrance

Section 109, Row A, Seats 1, 2

Section 112, Row A, Seat 1

Section 123, Row A, Seat 7

Designated camera locations for still photographers:

Between player benches (when available)

Zamboni entrance

Section 103, Row A, Seat 13

Section 124, Row A, Seat 3

Section 128, Row A, Seats 1,2

## LIVE SHOTS

There are several live shot locations in Amalie Arena. Please see a member of the public relations staff prior to the game for an assigned location. If you are assigned a location in a seating area, setup must be complete at least one hour prior to the start of the game, as ticket holders will occupy this area. Requests for a live interview must be submitted 24 hours in advance.

## GAME FOOTAGE

Local TV stations are reminded that you are not permitted to shoot game action if the game is televised locally, nationally or back to visiting market. Local stations will be permitted to shoot game highlights if there is no television coverage. Contact Lightning public relations prior to a non-televised game for an assigned location.

## LOCKER ROOM ACCESS

Access to the locker room corridor will be strictly enforced to only allow credential-holders into this area. Also, please be advised that no media or broadcasters are ever allowed in the coaches' offices unless escorted by a member of the public relations department.

The Lightning locker room is closed to all media and broadcasters prior to games; however, a member of the Lightning public relations staff will be available in the locker room hallway prior to games to bring out requested players for interviews until 90 minutes before the opening face-off.

The Lightning locker room will open within five minutes after the conclusion of games. Coach Jon Cooper will meet with the media approximately 10 minutes after the locker room has been opened in the post game conference room located in the locker room hallway.

After practices and game-day skates, the locker room will be open shortly after the first group of players leaves the ice. The locker room will NEVER be open prior to a practice or a game-day skate.

For practice times please contact a member of the Lightning public relations staff.

## INJURY REPORTS

A member of the public relations staff will provide in-game injury reports as quickly as they are available from the Lightning medical staff. No media will be permitted in the locker room area while play is in progress and should not approach medical personnel during the course of a game. The Lightning will also provide an injury report approximately 20 minutes after the conclusion of each game and again the following day.

## TRAVELING MEDIA

Please be advised that all locker room policies for games and practices will also be enforced on the road. The team bus will depart the arena no later than one hour after the conclusion of a game, and media or broadcasters traveling with the team may not conduct interviews with players or coaches on buses or team charters.

## GUESTS

Guests will not be permitted in Amalie Arena without prior approval by the Lightning public relations department. Media caught bringing guests into Amalie Arena without prior approval will have their credentials revoked.

## AUTOGRAPHS

No credential-holders are permitted to ask players or coaches for autographs before, during or after games. Violators of this policy will immediately have their credentials revoked.

## TRANSFER OF CREDENTIALS

Transfer of credentials is strictly prohibited. Violators will forfeit credentials for the remainder of the season. If you encounter a problem or have questions, please ask a member of the Lightning public relations staff. Be assured we will do everything possible to satisfy your request or answer your questions.

## TRAVELING MEDIA

Erik Erlendsson, The Tampa Tribune

Damian Cristodero, Tampa Bay Times



# FREQUENTLY ASKED QUESTIONS (FAQ)

**Q: Where can I buy tickets to Amalie Arena events? Can I purchase tickets online?**

A: You can buy tickets at the Box Office or online

**Q: Does Amalie Arena offer a "behind the scenes" tour of the forum?**

A: Yes, contact Amalie Arena ticket department for details (813.301.6600).

**Q: Can I bring food into Amalie Arena?**

A: No, food cannot be brought into Amalie Arena.

**Q: Do I need to buy a ticket for my daughter / son who is two (2) years old?**

A: Yes. It is a Amalie Arena policy that children UNDER two (2) years old are admitted free of charge for all events as long as they sit on a lap. (Age limit subject to change based on show promoter request, please call the McDonald's Box Office at Amalie Arena for more information).

**Q: What time do the doors open prior to an event?**

A: For Tampa Bay Lightning and Tampa Bay Storm games, doors open one (1) hour prior to the game.

**Q: Can I bring video or still cameras into the forum?**

A: For most events, at the request of the artists and/or leagues, video cameras and flash photography are not permitted. For Lightning games, spectators are allowed to bring in cameras with a lens no longer than 6 inches.

**Q: How can I contact the Lightning or Storm organizations?**

A: The addresses are:

Tampa Bay Lightning

Amalie Arena

401 Channelside Drive

Tampa, Florida 33602

Main Office: (813) 301.6500

For Lightning season / group ticket information, please call (813.301.6600)

[www.tampabaylightning.com](http://www.tampabaylightning.com)

Tampa Bay Storm

Amalie Arena

401 C Channelside Drive

Tampa, Florida 33602

Main Office (813.276.7300)

For Storm season / group ticket information, please call (813.301.6600)

[www.tampabaystorm.com](http://www.tampabaystorm.com)

**Q: Do you offer charity items for community auctions or raffles?**

A: Yes, each year Amalie Arena donates thousands of tickets to charitable groups, as well as local auctions and raffles. For auction or raffle items, please submit your request at [TampaBayLightning.com](http://TampaBayLightning.com) in our community section.

**Q: How can I rent Amalie Arena for a corporate or private function?**

A: Please contact us for further details or visit our "Book The Forum" section online.

**Q: Where can I buy team merchandise?**

A: By visiting the newly renovated Tampa Bay Sports located inside Amalie Arena right next to the box office, you can contact the store by calling 813.301.6930

**Q: I want to know if \_\_\_\_\_ (fill in the blank) will be performing at Amalie Arena in the next year. Can you please tell me???**

A: If it isn't in our Event Gallery or upcoming shows list, we don't know about it yet.

**Q: Is a specific performance an End Stage or a Center Stage setup?**

A: You can view a seating map for each event by clicking on the "View Seating Map" link in the ticket information box on each event page online.

**Q: Where can I park?**

A: 1,500 spaces are available in the South Regional Parking Garage, located on the west side of the Forum. 10,000 spaces are within walking distance (South of Kennedy Blvd). Additionally, reserved parking for events can be purchased in advance by clicking the "Purchase Advanced Parking" link in the Ticket Information section of each event page online.

**Q: Where can I get money?**

A: Inside Amalie Arena, ATMs can be found on all Levels (with the exception of the Executive Suite Level).

**Q: Where can I receive medical attention?**

A: There are two first aid offices in Amalie Arena, located on the Plaza at section 112 and on the Terrace at section 312.

**Q: What if I need to use the restrooms?**

A: There are a total of 37 public restrooms, including disabled restrooms and restrooms equipped with baby changing stations on each level of the forum.

**Q: Where can I smoke?**

A: Smoking is not permitted inside Amalie Arena. Guests on the 100 and 300 Levels may use the smoking area on the plaza by taking the SW stair tower located across from sections 328 and 126 down to level 2 and go outside. Guests on the Club Level may use the Heineken Deck outside section 212.

**Q: What if I need guest services?**

A: Guest Services is located across from section 101.

**Q: Can I scalp tickets?**

A: Selling of tickets for any Amalie Arena event, including Lightning tickets, on the premises is strictly prohibited. Violators will be prosecuted.

**Q: Am I allowed to take pictures or video?**

A: Video cameras are not permitted into Amalie Arena. For all Lightning games, spectators are allowed to bring in cameras that do not have a detachable lens or large telephoto lens. Guests wanting to know the specific policy for other events should call the box office prior to arrival at 813.301.6500.

**Q: Can I bring my pet?**

A: Pets are not permitted in Amalie Arena, however all service animals are welcome.

**Q: Pucks and Storm Footballs?**

A: Safety Warning: Pucks can be propelled into the spectator areas any time warm-up or play is in progress, or after the stoppage of play. To help avoid injury, stay alert whenever you are in the stands. If you are injured, ask the nearest usher for directions to the medical station.





Fans are welcome to keep any puck shot into the stands, but NHL rules prohibit interference with any game in progress. Any fan interfering with a game will be ejected from the building.

Safety netting has been installed around both endzones for further safety to all fans. If you have any questions about the netting, please call 813.301.6500. For The Tampa Bay Storm games fans must return the footballs during warm-ups but are more than welcome to keep the balls if retrieved during a game.

#### **Q: What to expect when you arrive at Amalie Arena?**

A: In the interest of our guests' safety, the following items may not be brought into Amalie Arena.

To help ensure your safety Amalie Arena and the Tampa Bay Lightning are preserving all current security measures. These procedures are designed to help our fans have a safe and enjoyable visit to our arena. We apologize for any inconvenience you may experience. Your safety is always our first concern. Thank you for your patience and cooperation.

The following items will not be allowed at Amalie Arena events:

- No bags or backpacks. Purses and diaper bags are permitted but will be searched.
- Cameras meeting designated event standards will be permitted, but camera bags will not be permitted.
- Binoculars are permitted. Binocular bags are not permitted.
- No video or audio recording devices.
- No knives of any kind
- No laser pointers.
- No weapons of any kind. Even licensed law enforcement officials attending the event are prohibited from carrying weapons.
- No bottles, cans, or containers of any kind.
- No sharp objects, sticks or poles of any kind.
- No fireworks.
- No pepper spray or mace.
- No food or beverage items. Baby bottles and formula are permitted.
- No drugs or controlled substances.
- No chairs, folding chairs or any other type of individual chair for use
- No wrapped gifts. Unwrapped gifts will be accepted provided they meet all of the above standards.

Keep in mind, Amalie Arena will utilize a variety of Search techniques at all entry points. Thank you for your cooperation. We hope you enjoy your visit to our building.

Large banners or signs, banners or signs with objectionable language, banners or signs on a pole of any kind.

#### **Q: Can I be Re-admitted if I leave an event?**

A: Once you have been admitted through the gate, readmittance is not permitted. In the case of an emergency you can visit Guest Services across from section 101.

#### **Q: Disabled accommodations?**

A: Seating locations and facilities are provided. Amalie Arena offers a barrier free entrance with an elevator dedicated for our disabled guests. Please notify the box office of disabled seating requirements when purchasing tickets. Inquire about our disabled information booklet.

#### **Q: Housekeeping?**

A: If housekeeping is needed in your area, please notify the nearest usher or crowd control employee and they can call housekeeping to your area.

#### **Q: Emergency messages?**

A: Amalie Arena suggests that if you are expecting an emergency call, please leave your seat location with your caller and have them call Amalie Arena Security at 813.301.6770. Upon arrival, please leave your name and seat location with Guest Services at section 101. Guests can not be paged at an event, but if you receive a call Guest Services will come find you at your seat.

#### **Q: Lost children?**

A: If you have become separated from your party, report to Guest Services at section 101. Amalie Arena does not have a paging system, however, all staff members with hand held radios will be given a description of missing parties.

#### **Amalie Arena Tag-A-Kid Program:**

##### **What is it?**

A wristbanding program developed to help reunite lost children with their parents or guardians.

##### **Purpose:**

In the unlikely event that you and your child are separated, your child will be wearing a wristband containing his or her seat location. This wristband will assist Ice Palace staff members in returning your child to their seat.

##### **Where is the program located?**

The Tag-A-Kid Program can be found at our Guest Services stand located in section 101.

##### **How much does the program cost?**

The Tag-A-Kid Program is a FREE service offered to all Amalie Arena guests.

##### **When:**

The Tag-A-Kid Program will be used during all major Amalie Arena events.

##### **How does it Work?**

The program is easy. Simply visit our Guest Services stand at section 101 prior to any Amalie Arena event. A Guest Services attendant will then take down your name and your child's location. Some of this information is then transferred to a Tag-A-Kid wristband. Finally, the Guest Services attendant will hand the wristband over to you. Apply the wristband to your child and that's it!

How do I find out more about the Tag-A-Kid Program?

Visit one of our Guest Services stands in sections 101, 201 and 323.

#### **Q: Lost and Found?**

A: If you have lost an item at Amalie Arena, visit Guest Services at section 101, 201 or 321 or call 813.301.6502 during business hours.

#### **Q: Guest drop-off and pick-up?**

A: Guests should be dropped off and picked up at the 15 minute half circle located off Channelside Drive in front of the building. Persons picking up guests after an event should plan on arriving 30 minutes prior to the end of the show. The City of Tampa does close Channelside Drive for a short time following an event to allow pedestrian traffic to exit the building.

#### **Q: Patron Entrances?**

##### **A: Off the west plaza**

Gate B 6-8 turnstiles, Guests with 100 and 300 level tickets

Gate A 4-5 turnstiles, Guests with 100 and 300 level tickets

Premium Level entrance 2 turnstiles, Guests with 200 level tickets, Chase Club tickets, or Suite tickets.

Off the East Plaza (East Side of the Building)

Gate C 2 turnstiles, Guests with 100 and 300 level tickets

Suite Entrance, 1 turnstile, Guests with Suite tickets, Club level tickets, Chase Club tickets

**COMMENTS, COMPLAINTS, COMPLIMENTS AND SUGGESTIONS CAN BE MADE TO GUEST SERVICES AT SECTION 101, 201 OR 321 OR BY CALLING 813.301.6500.**



