



Komets 2014

MEDIA GUIDE & RECORD BOOK

Fort Wayne Komets Hockey Club





FORT WAYNE KOMETS

EST. 1952

OFFICIAL GUIDE AND RECORD BOOK 2014

Fort Wayne Komet Hockey Club
1010 Memorial Way
Fort Wayne, Indiana 46805
www.Komets.com

TABLE OF CONTENTS

| | Page |
|---|-------------|
| Directory, Fort Wayne Komets | 3 |
| Directory, ECHL | 4 |
| Directory, Fort Wayne Area Media | 5 |
| Komet History | 6 |
| Komet History -- Blrth Of Komet Hockey | 7 |
| Komet History -- What's In A Name | 8 |
| Komet History -- First Finals Berth | 9 |
| Komet History -- The Second Turner Cup | 10 |
| Komet History-- George's Charlie Ryan Story | 12 |
| Komet History -- 50-Goal Scorers | 14 |
| Komet History -- Tribute | 15 |
| Bio, Stephen Franke | 18 |
| Bio, Michael Franke | 19 |
| Bio, David Franke | 19 |
| Bio, Scott Sproat | 20 |
| Bio, Chuck Bailey | 20 |
| Bio, Bob Chase | 21 |
| Bio, Gary Graham | 22 |
| 2014-15 Early Season Roster | 23 |
| Bios, 2014-15 Players | 24-32 |
| 2013-14 Season Review | 33 |
| 2013-14 Final Standings | 33 |
| 2013-14 Regular Season teamstats | 34 |
| 2013-14 Game Summaries | 35 |
| 2013-14 End-of-Season Team Player Awards | 36 |



| | |
|--|-------|
| All Time Records -- REGULAR SEASON | 37 |
| Season-By-Season Records | 37 |
| Home and Road Records | 38 |
| Head Coaching Records, Season-By-Season | 39 |
| Opening Game Records, Season Openers | 40 |
| Opening Game Records, Home Openers | 41 |
| Thanksgiving Day Games | 42 |
| New Year's Eve Games | 43 |
| Team-Vs-Team, Active Teams Records | 44 |
| Regular Season Championships | 44 |
| Playoff Championships | 44 |
| Attendance records, regular season, playoffs | 44 |
| Top 10 Longest Overtime Games | 44 |
| Most Home Wins in a Season | 44 |
| Komets 0-0 Games (after regulation time) | 44 |
| Top 10 Point Leaders | 45 |
| 50-Goal Scorers | 45 |
| Goaltender Best Goals-Against-Averages | 45 |
| 100+ Point Seasons, Individuals | 45 |
| Most Career Games Played | 45 |
| Komets TEAM Regular Season Records | 46 |
| Komets PLAYER Regular Season Records | 47 |
| Komets GOALTENDER Reg Season Records | 47 |
| All Time Records -- PLAYOFFS | 48 |
| Komets TEAM Playoff Records | 48 |
| Komets PLAYER Playoff Records | 48 |
| Komets GOALTENDER Playoff Records | 49 |
| Top 10 Playoff Scoring Leaders | 49 |
| Game 7's, Komets All Time Record | 49 |
| Playoff History -- GAME-BY-GAME | 50-64 |
| Komets Playoff Totals | 65 |
| Honors, Awards | 66-69 |
| Names On The Cups | 69 |
| Komet Hall Of Fame | 70 |
| Retired Numbers (Numbers and player bios) | 71-75 |
| Komets Jersey Auctions | 76 |
| 2014-15 Komets Schedule | 77 |

2014 Fort Wayne Komets Official Guide & Record Book

Editor: Chuck Bailey

Special thanks to Blake Sebring, Don Tanner, Michael Franke, George Drysdale, Norm Waslawski, Len Thomson.

Covor photo by Josh Gales.

All rights reserved, 2014. Fort Wayne Komet Hockey Club, member ECHL.

The use of any part of this publication in any form or by any means-electronic, mechanical, photocopying, recording or otherwise - without the express written consent of the Fort Wayne Komet Hockey Club is prohibited.

ACCURACY REMAINS TOP PRIORITY OF THE FORT WAYNE KOMET HOCKEY CLUB.

The Fort Wayne Komet Hockey Club appreciates comments and clarification from all users. Please direct these to Chuck Bailey, Director of Communications, Fort Wayne Komets, 1010 Memorial Way, Fort Wayne, Indiana, 46805, 260-483-0011, komets@komets.com.

FORT WAYNE KOMET HOCKEY CLUB DIRECTORY

1010 Memorial Way, Suite 100, Fort Wayne, Indiana 46805

Tel: 260-483-0011 • Fax: 260-483-3899 • PR Fax: 260-483-6307

Email: komets@komets.com • PR Email: chuck@komets.com • www.komets.com

Business Operations

| | |
|------------------|--|
| Stephen Franke | Chief Executive Officer |
| Michael Franke | Governor/President |
| David Franke | Vice President, General Manager |
| Scott Sproat | Executive Vice President, Sales and Marketing (scott@komets.com) |
| Chuck Bailey | Director of Communications/Account Executive (chuck@komets.com) |
| Eugene Evans | Chief Financial Officer |
| Nancy Halaburda | Business Manager |
| Tammy Steinforth | Corporate Secretary/Group Sales (tammy@komets.com) |
| Jody Grantham | Secretary/Group Sales (jody@komets.com) |
| Rick Bireley | AE/Merchandise Mgr/Community Relations (rick@komets.com) |
| Josh Testin | Director of Sales & Marketing (josh@komets.com) |
| Ian Thornson | Game Operations/Account Manager |

Hockey Operations

| | |
|----------------------|---------------------------------|
| Gary Graham | Head Coach |
| Konstantin Shafranov | Assistant Coach |
| Zachary Creighton | Athletic Trainer, ATC |
| Joe Franke | Equipment Manager |
| Aaron Franke | Assistant Equipment Manager |
| Ed Kos | Team Attorney |
| Win Rood | Supervisor of Off-Ice Officials |
| Shane Albahrani | Videographer |
| Otto Boschert | Videographer (backup) |
| Larry Schmitt | PA Announcer |

Affiliations

NHL- Colorado Avalanche
AHL- Lake Erie Monsters

Home Arena

Allen County War Memorial Coliseum
260-482-9502
4000 Parnell Avenue
Fort Wayne, Indiana 46805
Seating Capacity: 10,480
Rink Dimensions: 85' X 200'
Ticket Office Phone: 260-483-1111
www.memorialcoliseum.com

Press Box Phones

PR: 260-480-3785
Coliseum Main: 260-482-9502, ext 252
Visitors Broadcast: 260-480-3789

Radio Stations

WOWO Radio AM 1190, FM 92.3 • 260-447-6397

Internet Gamecast

www.komets.com (KometCast)

Play-By-Play

Bob Chase

Team Colors

Orange, Black, White

Team Established

1952

Host Hotel

The Holiday Inn/IPFW-Coliseum
4111 Paul Shaffer Drive
Fort Wayne, Indiana 46805
Contact: Ashley Johnson
ashley.johnson@focushotels.com
260-579-9134
Fax: 260-579-9130

ECHL DIRECTORY

ECHL

116 Village Blvd.
Suite 230
Princeton, NJ 08540
Phone: 609-452-0770
Fax: 609-452-7147
Commissioner: Brian McKenna
Director of Communications: Joe Babik
www.echl.com

Alaska Aces

724 East 15th Avenue
Anchorage, AK 99501
Phone: 907-258-2237
Fax: 907-278-4297
Website: AlaskaAces.com
Owner: Terry Parks
Coach: Rob Murray
PR: Mike Benton

Allen Americans

200 E. Stacy Road, Suite 1350
Allen, Texas 75002
Phone: 972-912-1000
Fax: 972-912-1000
Website: AllenAmericans.com
President: Matt Canavan
Coach: Steve Martinson
PR: Tommy Daniels

Bakersfield Condors

1001 Truxtun Avenue
Bakersfield, CA 93301
Phone: 661-324-7825
Fax: 661-324-6929
Website: BakersfieldCondors.com
President: Matthew Riley
Coach: J.F. Houle
PR: Kevin Bartle, Ryan Holt

Brampton Beast

7575 Kennedy Road South
Brampton, ON L6W4T2
Phone: 905-564-1684
Website: BramptonBeast.com
President: Cary Kaplan
Coach: Brent Hughes
PR: TBA

Cincinnati Cyclones

100 Broadway
Cincinnati, OH 45202
Phone: 513-421-4111
Fax: 513-333-3040
Website: CyclonesHockey.com
President: Ray Harris
Coach: Matt Macdonald
PR: Nick Bruncker

Colorado Eagles

1625 Pelican Lakes Point, Suite 100
Windsor, CO 80550
Phone: 970-686-7468
Fax: 970-674-9549
Website: ColoradoEagles.com
CEO: Martin Lind
President/GM/Coach: Chris Stewart
PR: Kevin McGuire, Jessica Kading

Elmira Jackals

155 N. Main St.
Elmira, NY 14901
Phone: 607-734-7825
Fax: 607-733-2237
Website: JackalsHockey.com
President: Tom Freeman
Coach: Jamie Russell
PR: Jared Abbott

Evansville IceMen

530 Main St.
Evansville, IN 47708
Phone: 812-421-4625
Website: EvansvilleIceMen.com
President: Ron Geary
Coach: Dwight Mullins
PR: Sean Pooley

Florida Everblades

11000 Everblades Parkway
Estero, FL 33928
Phone: 239-948-7825
Fax: 239-948-9299
Website: FloridaEverblades.com
President: Craig Brush
Coach: Greg Poss
PR: Alex Reed

Fort Wayne Komets

1010 Memorial Way
Fort Wayne, IN 46805
Phone: 260-483-0011
Fax: 260-483-3899
PR Fax: 260-483-6307
Website: Komets.com
President: Michael Franke
GM: David Franke
Coach: Gary Graham
PR: Chuck Bailey

Greenville Road Warriors

650 N. Academy Street
Greenville, SC 29601
Phone: 864-250-4868
Fax: 864-250-4793
Website: GreenvilleRoadWarriors.com
Vice President: Chris Lewis
Coach: Dean Stork
PR: Alan Fuehring

Gwinnett Gladiators

6400 Sugarloaf Parkway, Suite 200
Duluth, GA 30095
Phone: 770-497-5100
Fax: 770-497-5101
Website: GwinnettGladiators.com
President/GM: Steve Chapman
Coach: Rick Emmett
PR: Nick Bove

Idaho Steelheads

251 South Capitol Boulevard
Boise, ID 83702
Phone: 208-383-0080
Fax: 208-383-0194
Website: IdahoSteelheads.com
President: Eric Trapp
Coach: Brad Ralph
PR: Will Hoenike

Indianapolis Fuel

1202 E. 38th Street
Indianapolis, IN 46205
Phone: 317-925-3835
Fax: 317-925-3850
Website: indyfuelhockey.com
President: Sean Hallett
Coach: Scott Hillman
PR: Tony Brown

Kalamazoo Wings

3600 Vanrick Drive
Kalamazoo, MI 49001
Phone: 269-345-1125
Fax: 269-345-6584
Website: KWings.com
GM: Jim Burlew
Coach: Nick Bootland
PR: Mike Mudugno

Missouri Mavericks

19100 E. Valley View Parkway
Independence, MO 64055
Phone: 816-252-7825
Fax: 816-886-5941
Website: MissouriMavericks.com
President: Brent Thiessen
Coach: Richard Matvichuk
PR: Madeleine Stroth

Ontario Reign

901 Via Piemonte, Ste. 370
Ontario, CA
Phone: 909-941-7825
Fax: 909-204-5555
Website: OntarioReign.com
President: Justin Kemp
Coach: Jason Christie
PR: Laura Tolbirt, Jesse Liebman

Orlando Solar Bears

8701 Maitland Summit Blvd
Orlando, FL 32810
Phone: 407-951-8200
Fax: 321-972-1924
Website: OrlandoSolarBearsHockey.com
President: Jason Siegel
Coach: Vince Williams
PR: Bob Mills

Quad City Mallards

1201 River Drive
Moline, IL 61265
Phone: 309-277-1364
Fax: 309-277-1362
Website: MyQCMallards.net
President: Bob McNamara
Coach: Terry Ruskowski
PR: Brian Lavelle

Rapid City Rush

444 Mount Rushmore Road N.
Rapid City, SD 57701
Phone: 605-716-7825
Fax: 605-716-6100
Website: RapidCityRush.com
GM/Coach: Joe Ferras
PR: Mark Binetti

Reading Royals

700 Penn Street
Reading, PA 19602
Phone: 610-898-7825
Fax: 610-898-4625
Website: RoyalsHockey.com
GM: Mark Wallace
Coach: Larry Courville
PR: Mark Thompson

South Carolina Stingrays

3300 W. Montague Ave, Ste A-200
North Charleston, SC 29418
Phone: 843-744-2248
Fax: 843-744-2898
Website: StingraysHockey.com
President: Rob Concannon
Coach: Spencer Carbery
PR: Joseph Zakrzewski

Stockton Thunder

248 W. Fremont Street
Stockton, CA 95203
Phone: 209-373-1500
Fax: 209-373-1525
Website: StocktonThunder.com
President: Dave Piecuch
Coach: Rich Kromm
PR: Brandon Kisker

Toledo Walleye

406 Washington Street
Toledo, OH 43604
Phone: 419-725-9255
Fax: 419-725-4368
Website: ToledoWalleye.com
President/GM: Joe Napoli
Coach: Derek Lalonde
PR: Andi Roman, Matt Melzak

Tulsa Oilers

9128 E. 46th Street
Tulsa, OK 74145
Phone: 918-632-7825
Fax: 918-632-0006
Website: TulsaOilers.com
GM: Taylor Hall
Coach: Bruce Ramsay
PR: Rob Loeber

Utah Grizzlies

3200 South Decker Lake Drive
West Valley City, UT 84119
Phone: 801-988-8000
Fax: 801-988-7000
Website: UtahGrizzlies.com
CEO: Kevin Bruder
Coach: Tim Branham
PR: Adrian Denny

Wheeling Nailers

1315 Main Street
Wheeling, WV 26003
Phone: 304-234-4625
Fax: 304-233-4846
Website: WheelingNailers.com
Governor: Don Rigby
Coach: Clark Donatelli
PR: Craig Bommer, D.J. Abisalih

Wichita Thunder

505 W. Maple, Suite 100
Wichita, KS 67213
Phone: 316-264-4625
Fax: 316-264-3037
Website: WichitaThunder.com
GM: Joel T. Lomurno
Coach: Kevin McClelland
PR: Jason Mals



2014-15 ECHL Mileage Chart

| | AK | ALN | BAK | BRM | CIN | COL | ELI | EVN | FLA | FTW | GRE | GWY | IDH | IND | KCO | MO | ONT | ORL | QCC | RC | REA | SC | SYK | TOL | UTA | WHL | |
|----------------|------|------|------|------|------|------|------|------|------|------|------|------|------|------|------|------|------|------|------|------|------|------|------|------|------|------|------|
| Alaska | | 3999 | 3717 | 4078 | 3911 | 3170 | 4264 | 3893 | 4908 | 3734 | 4275 | 4348 | 3756 | 3541 | 3658 | 4713 | 3324 | 2972 | 4329 | 4517 | 3391 | 3853 | 3890 | 2993 | 4096 | | |
| Allen | 3999 | | 1448 | 1344 | 923 | 824 | 1473 | 726 | 1254 | 973 | 945 | 828 | 1586 | 851 | 1016 | 473 | 1419 | 1099 | 790 | 1059 | 1432 | 1089 | 1688 | 1071 | 230 | 1238 | 1154 |
| Bakersfield | 3717 | 1448 | | 2517 | 2194 | 1066 | 2670 | 2013 | 2739 | 2175 | 2058 | 2224 | 848 | 2595 | 2161 | 1648 | 152 | 2619 | 1671 | 1350 | 2687 | 2509 | 246 | 2259 | 1450 | 702 | 2368 |
| Brampton | 4078 | 1344 | 2517 | | 476 | 476 | 1478 | 238 | 667 | 1468 | 325 | 848 | 850 | 2178 | 490 | 351 | 968 | 2461 | 1278 | 650 | 1419 | 398 | 953 | 2579 | 271 | 1135 | 1884 |
| Cincinnati | 3911 | 923 | 2194 | 476 | | 1219 | 546 | 218 | 1054 | 189 | 417 | 678 | 1950 | 115 | 289 | 577 | 2136 | 899 | 415 | 1190 | 530 | 614 | 2352 | 252 | 782 | 1854 | 231 |
| Colorado | 3170 | 824 | 1066 | 1478 | 1219 | | 1629 | 1062 | 2040 | 1135 | 1547 | 1225 | 785 | 1131 | 1117 | 658 | 1028 | 1882 | 831 | 347 | 1686 | 1744 | 1185 | 1216 | 733 | 490 | 1407 |
| Elmira | 4264 | 1473 | 2670 | 238 | 546 | 1629 | | 767 | 1330 | 537 | 732 | 857 | 2332 | 615 | 560 | 1087 | 2608 | 1130 | 798 | 1567 | 218 | 814 | 2735 | 419 | 1253 | 2040 | 334 |
| Evansville | 3893 | 726 | 2013 | 667 | 218 | 1062 | 767 | | 989 | 307 | 496 | 412 | 1790 | 176 | 385 | 398 | 1957 | 835 | 361 | 1119 | 747 | 693 | 2190 | 419 | 558 | 1495 | 448 |
| Florida | 4926 | 1254 | 2739 | 1468 | 1054 | 2040 | 1330 | 989 | | 1249 | 702 | 815 | 2768 | 1130 | 1359 | 1377 | 2621 | 215 | 1375 | 2068 | 1204 | 583 | 3001 | 1252 | 1341 | 2472 | 1159 |
| Fort Wayne | 3734 | 973 | 2175 | 375 | 199 | 1135 | 537 | 307 | 1249 | | 571 | 630 | 1837 | 120 | 115 | 597 | 2119 | 1053 | 306 | 1075 | 582 | 767 | 2237 | 106 | 763 | 1542 | 290 |
| Greenville | 4275 | 945 | 2058 | 848 | 417 | 1547 | 732 | 496 | 702 | 571 | | 120 | 2269 | 529 | 691 | 884 | 2279 | 529 | 829 | 1606 | 637 | 194 | 2158 | 473 | 928 | 1655 | 371 |
| Gwinnett | 4348 | 828 | 2224 | 950 | 476 | 1225 | 857 | 412 | 615 | 630 | 120 | | 2169 | 553 | 784 | 800 | 2161 | 461 | 798 | 1521 | 753 | 320 | 2465 | 677 | 810 | 1894 | 655 |
| Idaho | 2367 | 1586 | 848 | 2179 | 1850 | 785 | 2332 | 1750 | 2768 | 1837 | 2269 | 2189 | | 1812 | 1824 | 1383 | 963 | 2003 | 1353 | 963 | 2388 | 2470 | 603 | 1921 | 1495 | 345 | 2142 |
| Indianapolis | 3754 | 851 | 2090 | 480 | 115 | 1131 | 615 | 176 | 1130 | 120 | 529 | 553 | 1812 | | 231 | 476 | 2034 | 983 | 332 | 1085 | 600 | 726 | 2213 | 214 | 642 | 1517 | 321 |
| Kalamazoo | 3756 | 1016 | 2161 | 351 | 299 | 1117 | 560 | 385 | 1359 | 115 | 691 | 784 | 1824 | 231 | | 613 | 2105 | 1183 | 292 | 1061 | 625 | 910 | 2225 | 154 | 807 | 1528 | 354 |
| Missouri | 3541 | 473 | 1648 | 968 | 577 | 658 | 1087 | 398 | 1377 | 597 | 884 | 800 | 1383 | 476 | 813 | | 1591 | 1223 | 367 | 722 | 1069 | 1081 | 1796 | 696 | 264 | 1091 | 771 |
| Ontario | 3658 | 1419 | 152 | 2461 | 2136 | 1028 | 2608 | 1957 | 2621 | 2119 | 2279 | 2161 | 985 | 2034 | 2105 | 1591 | | 2470 | 1815 | 1294 | 2626 | 2446 | 378 | 2203 | 1393 | 645 | 2329 |
| Orlando | 4713 | 1099 | 2619 | 1278 | 899 | 1882 | 1130 | 835 | 215 | 1053 | 529 | 461 | 2600 | 983 | 1183 | 1223 | 2470 | | 1221 | 1944 | 1001 | 379 | 2844 | 1100 | 1187 | 2315 | 964 |
| Quad City | 3524 | 790 | 1871 | 650 | 415 | 831 | 798 | 361 | 1375 | 305 | 829 | 798 | 1533 | 302 | 292 | 367 | 1815 | 1221 | | 785 | 863 | 1026 | 1933 | 391 | 581 | 1238 | 604 |
| Rapid City | 2972 | 1059 | 1350 | 1419 | 1198 | 347 | 1567 | 1119 | 2098 | 1075 | 1606 | 1521 | 968 | 1065 | 1061 | 722 | 1294 | 1944 | 785 | | 1632 | 1802 | 1368 | 1160 | 872 | 673 | 1395 |
| Reading | 4329 | 1432 | 2687 | 398 | 530 | 1696 | 218 | 747 | 1204 | 582 | 637 | 753 | 2398 | 600 | 625 | 1069 | 2626 | 1001 | 863 | 1632 | | 686 | 2800 | 483 | 1235 | 2102 | 301 |
| South Carolina | 4517 | 1089 | 2509 | 953 | 814 | 1744 | 814 | 693 | 583 | 767 | 184 | 320 | 2470 | 726 | 910 | 1081 | 2446 | 379 | 1026 | 1802 | 686 | | 2751 | 814 | 1072 | 2174 | 641 |
| Stockton | 3391 | 1688 | 246 | 2579 | 2252 | 1185 | 2735 | 2190 | 3001 | 2237 | 2159 | 2465 | 603 | 2213 | 2225 | 1796 | 375 | 2844 | 1945 | 2586 | 2800 | 2751 | | 2323 | 1684 | 702 | 2544 |
| Toledo | 3853 | 1071 | 2259 | 271 | 203 | 1216 | 419 | 419 | 1252 | 106 | 473 | 677 | 1921 | 214 | 154 | 696 | 2203 | 1100 | 391 | 1160 | 483 | 814 | 2323 | | 861 | 1626 | 213 |
| Tulsa | 3890 | 230 | 1450 | 1135 | 752 | 733 | 1253 | 558 | 1341 | 763 | 928 | 810 | 1495 | 642 | 807 | 264 | 1393 | 1187 | 581 | 872 | 1235 | 1072 | 1684 | 961 | | 1200 | 937 |
| Utah | 2993 | 1238 | 702 | 1884 | 1654 | 490 | 2040 | 1495 | 2472 | 1542 | 1655 | 1894 | 345 | 1517 | 1528 | 1091 | 645 | 2315 | 1238 | 673 | 2122 | 2174 | 702 | 1626 | 1200 | 1847 | |
| Wheeling | 4096 | 1154 | 2388 | 366 | 231 | 1407 | 334 | 448 | 1159 | 290 | 371 | 655 | 2142 | 301 | 354 | 771 | 2329 | 964 | 604 | 1386 | 301 | 641 | 2544 | 213 | 937 | 1847 | 977 |
| Wichita | 3718 | 361 | 1393 | 1182 | 763 | 561 | 1293 | 605 | 1516 | 893 | 1016 | 932 | 1324 | 682 | 824 | 207 | 1337 | 1362 | 563 | 700 | 1275 | 1248 | 1724 | 901 | 175 | 1028 | 977 |

FORT WAYNE AREA MEDIA DIRECTORY

NEWSPAPERS

Name Fort Wayne Journal Gazette (morning)
Address 600 W. Main Street
City/State/ZIP Fort Wayne, IN 46802
Phone (260) 461-8429 (Sports), 461-8260, 461-8224
Fax (260) 461-8648
Web Site www.journalgazette.net
Sports Editor Mark Jaworski, mjaworski@jg.net
Beat Writer Justin Cohn, jcohn@jg.net

Name Fort Wayne News Sentinel (afternoon)
Address 600 W. Main Street
City/State/ZIP Fort Wayne, IN 46802
Phone (260) 461-8497 (Sports)
Fax (260) 461-8696
Web Site www.news-sentinel.com
Sports Editor Matt Pallister, mpallister@news-sentinel.com
Beat Writer Blake Sebring, bsebring@news-sentinel.com

TELEVISION

Name Indiana's News Center
WPTA TV 21/ABC
WISE TV 33/NBC
WISEMY 33.2
Address 3401 Butler Road
City/State/ZIP Fort Wayne, IN 46808
Phone (260) 483-0814
Fax (260) 484-8240
Web Site www.indianasnewscenter.com
Sports Director Tommy Schoegler
 (260) 471-7419
tommys@indianasnewscenter.com
 Dean Pantazi
deanp@indianasnewscenter.com

Name WANE TV 15/ CBS
Address 2915 West State Blvd.
City/State/ZIP Fort Wayne, IN 46808
Phone (260) 481-1515 (General Office)
 (260) 481-1555 (Sports)
Fax (260) 481-1429
Web Site www.wane.com
Sports Director Glenn Marini
 (260) 481-1556
glenn.marini@wane.com
 Joe Whelan
 (260) 481-1557
joe.whelan@wane.com

Name WFFT TV 55 Fox
Address 3707 Hillegas Road
City/State/ZIP Fort Wayne, IN 46808
Phone (260) 471-5555
Fax (260) 484-4331
Web Site www.wfft.com
Gen Manager Bill Ritchhart
Sports Director Christina Aguayo
 260-407-5215 x116

RADIO

Name **FEDERATED MEDIA**
WOWO Radio AM 1190, FM 92.3
WBVR FM 98.9 (The Bear)
K105 FM
WMEE FM 97.4
WKJG/ESPN Radio AM 1380
Address 2915 Maples Road
City/State/ZIP Fort Wayne, IN 46816
Phone (260) 447-5511
Newsroom (260) 447-6397
WOWO Studio Ph (260) 447-1190
K105 Studio Ph (260) 447-5105
Fax (260) 447-7546
Web Site www.wowo.com
WOWO Ops Mgr Ryan Reker

Name **ADAMS RADIO GROUP**
WGL AM 1250
WLYV AM 1450
US 93.3
96.3 XKE
Hot 107.9
Soft Rock 103.9
B 96.9
103.3 Great Country
Address 2000 Lower Huntington Road
City/State/ZIP Fort Wayne, IN 46819
Phone (260) 747-1511
Fax (260) 969-3820 OR (260) 747-3999 (main desk)
GM Shel Leshner

Name **WAJI 95.1 Best FM/ WLDE Fun 101.7**
Address 347 W. Berry Street
City/State/ZIP Fort Wayne, IN 46802
Phone (260) 423-3676
Studio Phone (260) 426-5343 (WLDE)
Fax (260) 422-5266
Web Site www.951bestfm.com; www.fun1017fm.com
General Manager Lee Tobin

KOMET HISTORY

The History of the FORT WAYNE KOMET HOCKEY CLUB Est. 1952

Ernie Berg started it 62 years ago this season. He was the one that began thinking about hockey in Fort Wayne, Indiana. But it was after the city announced plans of building the Allen County War Memorial Coliseum. Berg took a trip to Toledo one night to watch an IHL game. That was all it took. Berg came home full of enthusiasm.



October, 1952, a new game in town. The Komets put on a clinic scrimmage preview game for fans before opening the first season of Komet Hockey.

With the thought of Fort Wayne building a beautiful new big building, Berg couldn't help but envision it filled with people for a hockey game. It was a dream. A dream later to become reality. The dream came true with the dropping of the first puck at the start of the 1952-53 International Hockey League season.

Many have wondered about Komets being spelled with a "K". Berg did it. He wanted to have a name that suggested speed, flash, excitement. And he spelled it with a "K" instead of a "C" after his wife. Her name was Kathryn but she always went by Kay.

Berg became the team's General Manager and put together a talented hockey team. That first team was a real crowd pleaser, if not an artistic success. He got guys who were tough and aggressive. And the Fort Wayne fans liked that.

It wasn't until the sixth game when the franchise picked up its first victory. It came on a Tuesday night before a crowd of 6,381. The "K's" won 6-5 over the Grand Rapids Rockets.

The fans liked the hard-hitting Komets, too. They soon began to fill the coliseum regularly on weekend nights and came close to filling it on week nights. From then on the fans have been supporting their Fort Wayne Komets.

With 62 years of Komet hockey in the history books, there have been many high and low moments. The lowest came in the summer of 1990 when, for a few days, the city did not have a team. Previous ownership moved the club to Albany, New York. A couple of days later the Franke family purchased the Flint IHL franchise and moved it to Fort Wayne, keeping the name "Komets", but changing many facets of the organization.

After maintaining the Komets in the IHL for nine more years, the Franke family moved the team to the United Hockey League prior to the 1999-2000 season. The Komets played eight seasons in the UHL before the league dissolved after 2006-07. Fort Wayne, along with partners in Kalamazoo, Muskegon, Port Huron, Flint and Bloomington (Illinois) formed the new International Hockey League, breathing life into the IHL once again with the 2007-08 season.

After three seasons in the "new" IHL and winning the Turner Cup Championship each year, the Komets moved once again. The Komets became members of the Central Hockey League in 2010 and were part of the CHL for two seasons, capturing the CHL Presidents' Cup in 2012.

In 2012-13, the Komets made their debut in the ECHL renewing old rivalries with Kalamazoo, Toledo, Cincinnati, Elmira, Colorado and Orlando. This season, the Komets will renew their intrastate rivalry with Indianapolis as the new Fuel will be introduced to the ECHL.

62 seasons of Komet Hockey in Fort Wayne have yielded a dozen regular season championships (9 IHL, 3 UHL) and nine championship titles (7 IHL Turner Cups, 1 UHL Colonial Cup and 1 CHL Presidents' Cup). And now, with the 2014-15 season, the tradition continues in Northeast Indiana with the 63rd anniversary season of Komet Hockey in Fort Wayne.

Go Komets!

KOMET HISTORY -- BIRTH OF KOMET HOCKEY

The residents of Northeast Indiana most likely first learned that pro hockey was coming to Fort Wayne in an article that appeared in the Fort Wayne Journal-Gazette Monday, June 9, 1952, and subsequent articles that summer and fall leading up to the inaugural season of Komet Hockey in 1952.

Monday, June 9, 1952, the Journal-Gazette ran the following article on the front page of the Sports section:

International Hockey Lg. Gives Fort Wayne Berth Franchise Accepted By Local Men

Fort Wayne is now a member of the International Hockey League.

This city was accepted into the circuit and tendered a franchise at the league meeting in Troy, O., on Saturday.

The circuit is now composed of six cities. In addition to Fort Wayne, they are Detroit, Grand Rapids, Toledo, Chatham, Ont. and Troy, O.

Fred Huber, executive secretary said that there is a possibility of adding two more cities. Indianapolis and Cincinnati were represented at the International Hockey League meeting and are expected to come in. Cincinnati has definitely decided to withdraw from the American but Indianapolis' position is uncertain and will be decided by the parent organization, the Detroit Red Wings.

The American League's setup will not be decided until the meeting of the National Hockey League on June 19, when action will be taken on the application of Cleveland to become a member of the main circuit. Cleveland is not expected to be accepted by the National loop, but is expected to remain in the American.

The International Hockey League has voted to increase its budget, thus raising the standard of play in the league. That helped to clinch the decision of Fort Wayne interests to become a member of that circuit. They have had under consideration at the same time the possibilities of entering the American League should that circuit split up and organize a strictly midwestern league.

Hockey here will be promoted by an organization to be known as Fort Wayne Sports Enterprises, headed by Harold Van Orman, Jr. and Ernie Berg. They have already secured playing dates in the new Memorial Coliseum.



Ernie Berg

KOMET HISTORY -- WHAT'S IN A NAME

The residents of Northeast Indiana most likely first learned that the new pro hockey team coming to Fort Wayne was going to be called "Komets", yes, comets with a "K", in an article that appeared in the Fort Wayne Journal-Gazette September 13, 1952.

It was the final summer before a game called ice hockey was to invade the new Allen County War Memorial Coliseum, spreading its popularity all over northeast Indiana and northwest Ohio.

That summer was also prelude to the opening of the Fort Wayne Pistons' 1952-53 NBA season at the Coliseum which included the 1953 NBA All-Star Game. The Fort Wayne Daisies were playing their eighth season of Girls Professional Baseball at Memorial Park while Cindy's Diner first opened in downtown Fort Wayne at the intersection of Clinton and Jefferson streets. The honorable Harry W. Baals served as mayor and WOWO Radio AM 1190 was belting out hits such as "Cry" by Johnnie Ray, "Wish You Were Here" by Eddie Fisher and "You Belong To Me" by Jo Stafford in its 27th anniversary summer of broadcasting from Fort Wayne.

One Saturday morning during that summer of '52, on September 13, the Journal-Gazette ran the following article:

Hockey Club To Be Called 'Komets;' Train In Canada

The Fort Wayne Hockey Club, playing its first season of ice hockey in this area, will be known as the Fort Wayne Komets. The name KOMETS was selected by the officials of the local club after a number of names had been suggested by fans throughout the area. So, it will be the Fort Wayne Komets along with the Toledo Mercurys, the Cincinnati Mohawks, the Troy Bruins, the Grand Rapids Rockets and the Milwaukee Clippers, the names of the other entrants in the International Hockey League.

Along with the selection of the name Komets, the team colors were also selected by the Komet management. Maroon and White have been chosen as the Fort Wayne colors, with white jerseys being worn for all home games and the maroon, trimmed in white being worn on all road games. Uniforms and equipment have been on order for some time and elaborate breast emblems have been ordered to emblazon the colorful jerseys that are planned.

The Komet office, located in the Hotel Van Orman, is stepping up activities these days and completing the plans for the training camp grind of the team. Alex Wood, manager of the Komets in their first season, will have a group of approximately 25 aspirants going into training at Woodstock, Ontario on October 8. Following two weeks of training and exhibition games, the Komet squad will be pared to fifteen and return to Fort Wayne to prepare for their opening league game on October 25 at the new Memorial Coliseum.



KOMET HISTORY -- FIRST FINALS BERTH

Former Komet player Norm “Whiz” Waslawski stopped by the Komets’ office in August, 2012, and dropped off the photo below. The Komets have enjoyed many locker-room celebrations over the years, and this photo shows that some things never change. Locker-room celebrations are memorable occasions and this one was no exception.



Waslawski, standing behind goaltender Glenn Ramsay, celebrates with a bottle of 7-Up (At least we think it's 7-Up!). The guys were celebrating a 6-4 home victory over Indianapolis on April 8, 1959, and winning the IHL semi-finals best-of-seven series 4-1 against the in-state rival Chiefs and advancing to the Finals for the first time in Komet history.



Art Stone shakes the hand of netminder Glenn Ramsay after the Komets eliminate the Indianapolis Chiefs 4 games to one in a best-of-seven IHL semifinal series on April 8, 1959. That's Komet legend Len Thomson holding Ramsay's hand in the celebration. Also in the photograph are George Polinuk (Trainer), Bob McCusker, Roger Maisonneuve, Shorty Melanchuk, Len Ronson, Larry McLaren, Norm Waslawski (holding a bottle of 7-Up), Eddie Long, Bill Mitchell, Duane Rupp and Gus Braumberger.

The Komets later fell to the Louisville Rebels in their first appearance in the IHL Finals 4 games to 2.

KOMET HISTORY -- THE SECOND TURNER CUP

Celebrating the 50th anniversary of the 1965 IHL Turner Cup Championship

By Chuck Bailey, 2014-15

Tuesday, April 27, 1965 was a mild day in Fort Wayne with the temperature outside reaching 57 degrees before falling to a low of 39 under partly cloudy skies. The Supremes had the number one record in the land with "Stop! In The Name Of Love", the hills were alive with Julie Andrews and "The Sound of Music" showing nation wide at the movies including The Jefferson in downtown Fort Wayne, Ford introduced the new Mustang to the U.S. with a starting price tag of \$2,368, President Johnson had a press conference in the East Room of the White House on the war in Viet-Nam and TV news-caster Edward R. Murrow died at the age of 57.



Also on the night of April 27, the Montreal Canadiens defeated the Chicago Black Hawks 6-0 to take a 3-2 Stanley Cup series lead in the NHL playoff finals (a game in which former Komet John Ferguson fought Chicago's Eric Nesterenko), and the Fort Wayne Komets defeated the Des Moines Oak Leafs at the Allen County War Memorial Coliseum 7-5 to win the IHL's Turner Cup Championship in front of a Tuesday night playoff crowd of 5,011.

After spotting the Oak Leafs with a pair of goals the Komets rallied with goals by Johnny Goodwin and Merv Dubchak to pull even at 2-2 before Des Moines scored to finish the first period leading Fort Wayne 3-2. The second period was all Fort Wayne as the Komets netted three unanswered tallies by Bill Orban, Chick Balon and Norm Waslawski to take a 5-3 lead into the second intermission. The Oak Leafs scored the first goal of the third period to narrow Fort Wayne's margin to one before LenThornson and Dubchak each found the back of the net in less than a three minute span to give the Komets a commanding 7-4 lead. Des Moines fought back with a goal in the last minute of the game but it wasn't enough as FortWayne won the Turner Cup Finals in six games, 4-2 for their second IHL Turner Cup Trophy after sweeping the Toledo Blades 4 games to 0 in the first round. Dubchak led the Komets in the game with a pair of goals and added an assist while Goodwin also posted three points with two assists and a marker. Thornson bagged the game winning goal, his third game winner in the finals against Des Moines, to give him a team high and career high 12 playoff goals.



Komets vs Des Moines: Ivan Prediger, Merv Dubchak, Moe Collins, Reg Primeau



Len Thornson


Thornson became a Komet legend center and was one of the Komet stars of the 50's and 60's and a seven-time IHL James Gatschene Memorial Trophy (MVP) winner. Thornson had already won the IHL MVP five times, including the previous four straight seasons and he went on to win it two more times in 1967 and 1968 to finish with an IHL record seven MVP's. The Winnipeg, Manitoba native won the Komets' scoring title a record seven times and to this day continues to be the all-time leader with 807 assists and 1219 points in 763 regular season games.

Everyone remembers the first Fort Wayne Turner Cup Championship won in 1963, but what about that second one? Who better to ask than Thornson? It would be interesting to see what he remembered about Fort Wayne's 1964-65 season as we honor the 50th anniversary of Fort Wayne's second Turner Cup Championship.

(Continued next page)

KOMET HISTORY -- THE SECOND TURNER CUP

Celebrating the 50th anniversary of the 1965 IHL Turner Cup Championship (Continued from page 10)




Dubchak, Rivard, Goodwin

When asked about all of the ice time each player got, Thomson said, "The players loved that. They all wanted to be on the ice all of the time." Certain systems were used then, just as they are today. "We played in what you might call a triangle. We always had a back-checker. We had one guy in, one guy wide and one guy as a trailer. We played against different people different ways, but to get out of your own end you had to have a system."

"Waslawski should have been in the NHL," Thomson added. "Without a doubt. A guy that never made a mistake. Always did things right." Goodwin was on the wing. "Goodwin was small, but probably the best left winger that ever was here." Eddie Long appeared in 31 regular season games as he was making the transition from player to head coach. Chuck Adamson was the goaltender. "One of the things we've always been known for is we've always had the best goaltenders, period. And we just had good defensemen". On the 1965 championship team there were four defensemen; Lionel Repka, Cal Purinton, Cy Whiteside and Terry Pembroke, who was making his pro debut.

In regards to the power play, the Komets used the speedy forward Bobby Rivard on the point with Lionel Repka while Thomson played center. "We played possession hockey and without question Repka was overall the best defenseman we had."



Chuck Adamson celebrates the 1965 Turner Cup Championship



Waslawski, Primeau, Maisonneuve

I asked Thomson what he remembered most about the '65 playoffs and he said, "The thing I remember was I scored 12 goals, a playoff career high, in 10 games! You remember those things. I was playing with Billy Orban (LW) that time, as tough as anybody you ever met. And Teddy (Wright) was on right wing half the time."

The 1964-65 Komets set league records of 344 goals and 576 assists for an IHL team record of 920 points in a 70-game schedule.

Along with Thomson, legends still living in Fort Wayne today include Long, Waslawski, Repka, Adamson and of course, broadcaster Bob Chase, who is still making the call radio-rinkside on WOWO Radio 50 years later. Unfortunately, we lost Reggie Primeau, who played on the teams of the 60's, just last summer.

So, we celebrate the 50th anniversary of the Komets' successful run for the 1965 IHL Turner Cup. One of "those things" you like to remember.

KOMET HISTORY -- GEORGE'S CHARLIE RYAN STORY

By Chuck Bailey
Director of Communications
Fort Wayne Komets

George Drysdale, an original Komet, and the first player to be voted captain of the team for the 1952-53 season, experienced many situations, conditions and circumstances as part of that new era of professional ice hockey in Fort Wayne, Indiana.



George Drysdale

Many Komet legends have so many stories to share with all of us, and George is certainly no exception. Of all the stories he has shared over the years, and there are plenty, one stands out way above all the rest. So, in my search for Komet information and stories for the media guide and record book each year, the following has to be included in the chest of Komet legendary tales and times.

It was a summer day in 2011 when George was at the Komet office, probably after dropping his wife Roe off at the Mall and had some time to kill so he stopped by. As usual, he began telling a few of his stories.

"1952, opening night, Fort Wayne, Indiana," he said. "George Edwards (Komet player, left winger). In those days we all had skate guards because the little ramp going up to the ice surface didn't have the rubber flooring you have now. It was tile. When you get to the ice you flip your guards off. Well, Edwards forgot about his, and of course, as you're introduced, you just jump over that little ledge onto the ice. Edwards pushed off.....he stopped about center ice!"

In the early days of Komet hockey, the team traveled to the road games by car, usually a caravan of three to four cars. There were only 12 players or so on the team back then. George said they called the cars the "Flyin' Coffins". He said "we called them that because we always wondered how we got home after a road game."

George also talked about the first year, when the team had training camp just outside Toronto, Ontario, in a suburb which is right on the lake. As George tells it, beginning another story, "So there were more guys from Ottawa than there were from anywhere in Canada. It was a nice day after practices in the morning and afternoon and we decided we were going to have a baseball game. So we went over to this nice little park next to the hotel and it was Ottawa vs. The World. We had a little cup made up, a large round bowl....with fur around the top....taken from the hotel.

"Now, we had a trainer named Charlie Ryan. Charlie was from England. A very colorful guy. He had just immigrated from England and was getting to know his way around as he settled-in in Chatham. We said Charlie, you ever play baseball? He said 'Oh yeah, all the time'. We said OK, you catch then, Charlie. You be a catcher! Well, whoever it was that threw the first pitch to Charlie, hit him right in the face. Charlie went down but said he was OK and later confessed he had never played baseball in England."



George Drysdale 1952-53

Ottawa won the game and the "Cup" was presented over their evening meal that night by Charlie, the Englishman.

After that 1952 training camp in Canada was completed, George and the rest of the players moved to Fort Wayne to help begin what is known now as the tradition of Komet hockey.

(continued next page)

KOMET HISTORY -- GEORGE AND CHARLIE (continued from page 10)

It wasn't until the third Komet season that the colorful Englishman Charlie Ryan came to Fort Wayne. While George helped the team introduce the sport of pro hockey to the fans in Fort Wayne in 1952-53 and 1953-54, Charlie served his first two years as an equipment manager and trainer in Chatham, Canada.



(1954-55) George Stanutz, Charlie Ryan, Ray Marshall and Billy Short face off at golf in front of the Memorial Coliseum before a road trip

And now George tells the rest of the story of Charlie Ryan. "After his first two seasons at Chatham, I asked Charlie what he was going to do and he said he'd probably continue working with some of the junior clubs in Chatham. Well, during the first couple years, you know, in Fort Wayne we had some young kid, I think he was only 14 or 15. Charlie had some training experience now and when I went home during the summer and worked on my papers (team paperwork) I got a hold of Berg (Ernie Berg, General Manager and one of the owners of the new Komets) and said I had a trainer for us."

So, Berg agreed with his first captain of the Komet hockey club that Charlie would be a good fit and Charlie was hired for the 1954-55 season.

George moved ahead in his story to sometime near the end of the third season. The team continued to travel in caravans to the road games.

"We were going to Toledo and Charlie had bought a brand new 1954 red Buick convertible. Charlie said he chose red because his girlfriend Margarete was a blonde and she would look really great in the summer in that car. Charlie and Margarete stopped over the night before the game at Toledo for a cup of tea. So Roe (George's wife) made him and Margarete a cup of tea and they stayed until about nine o'clock at the apartment. I thought that instead of me driving my car up there, why not have Charlie just pick me up on the way? He said OK and that he would pick me up in the morning and I said OK, Charlie, that's fine.

"The next morning came and I waited and waited and waited. I said geeze, Roe, I think we're leaving around noon. So I called out there to Margarete and she answered the phone and I asked if Charlie was there and she said 'OK, yeah, he left'. And I said oh, he probably stopped down at Main Auto to get some sticks or something.

"She said 'just a minute, there's someone at the door'. All I heard was a scream. The guy came on the phone and said 'Your friend hit a train out on the bypass'. Why he went that way I don't know. They lived out on Leesburg Road and he went up to the truck stop there and the guy at the truck stop said 'I saw him, he had the green light, but he was fooling with the radio' because the car was brand new and Charlie looked up and that's when he hit the train.

"So I went to see him at the funeral home and I said Charlie Ryan? The guy at the funeral home said yeah. So I went back to the desk and said no, I wanted to see Charlie Ryan. He said that's Charlie Ryan. But I said his hair's white! He said yeah, he said that in that split second the fear turned Charlie's hair completely white."

Charlie Ryan's place in Fort Wayne Komet Hockey history was brief. But because of Komet legends such as George Drysdale, his memory and the memories of so many that have been a part of the Komet past will live on into the future.



(1954-55) George Drysdale shares some of his beverage with Charlie Ryan as Billy Short and Ivan Walmsley (front) look on

KOMET HISTORY -- 50-GOAL SCORERS



Len Ronson after scoring
his 60th goal in 1959-60

In the history of the Fort Wayne Komets there have only been 10 players to have reached 50 goals in a single season. Pretty amazing when you consider the Komets are in their 63rd consecutive season in Fort Wayne and have skated a total of 4,634 regular season games after 62 years.


Also, the near extinction of 50-goal scorers is even more evident when you consider that the ECHL has not had a 50-goal scorer over the past five seasons and when Kevin Baker of the Florida Everblades netted his 57 goals in 2008-09 it was the only time 50 goals were scored by an individual in the ECHL in the last 13 years.

The last time a Komet hit 50 goals in a season was 1990-91 when Lonnie Loach found the twine 55 times in 81 games. 22 seasons have come and gone since.

Seven years after the Komet franchise was established in Fort Wayne Len Ronson became the first to hit the 50-goal mark when he netted 62 goals in 68 games during 1959-60.

Only two players have had multiple 50-goal seasons with the Komets. Merv Dubchak reached 50 goals three straight seasons and Barry Scully had 50 or more goals four straight seasons.

Dubchak bagged 52 goals in 70 games in 1964-65 and followed that with his IHL record 72 goals in 70 games during 1965-66. The winger added another 50-goal year in 1966-67 when he again scored 52 goals in 72 games.



Barry Scully
4 straight 50-goal seasons




Merv Dubchak
3 straight 50-goal seasons

Scully scored 61 markers in 1979-80, 69 in 1980-81, 60 in 1981-82 and 57 in 1982-83.

It's true that teams in professional hockey are not lighting the lamp as much as in the past with so much emphasis on strong defensive skills in the modern hockey world.

But here in Fort Wayne, scoring 50 goals by a Komet player can be done again. It's just a matter of when. And when it happens, it will be something to see and celebrate!



Lonnie Loach is the last Komet
to reach 50 goals in a season

KOMETS ALL-TIME 50-GOAL SCORERS

| | Player | Season | Goals | Games |
|----|-----------------|---------|-------|-------|
| 1 | Len Ronson | 1959-60 | 62 | 68 |
| 2 | Eddie Long | 1962-63 | 56 | 70 |
| 3 | Merv Dubchak | 1964-65 | 52 | 70 |
| 5 | Merv Dubchak | 1965-66 | 72 | 70 |
| 5 | Merv Dubchak | 1966-67 | 52 | 72 |
| 6 | Ron Zanussi | 1976-77 | 53 | 77 |
| 7 | Terry McDougall | 1978-79 | 57 | 79 |
| 8 | Barry Scully | 1979-80 | 61 | 80 |
| 9 | Barry Scully | 1980-81 | 69 | 82 |
| 10 | Barry Scully | 1981-82 | 60 | 79 |
| 11 | Barry Scully | 1982-83 | 57 | 76 |
| 12 | Ron Leef | 1982-83 | 57 | 77 |
| 13 | Rob Motz | 1983-84 | 54 | 81 |
| 14 | Wally Schreiber | 1984-85 | 51 | 81 |
| 15 | Lonnie Loach | 1990-91 | 55 | 81 |

KOMET HISTORY -- TRIBUTE

In memory of Ken Ullyot, Flossie Zimmerman and Reggie Primeau

During the course of this past year, the Komets lost three legends. Three individuals who helped shape the Komet mold and will be forever remembered in the Komets Hall of Fame and the hearts of all who have followed the Komets over the years.




Ken Ullyot

Former Komets executive, owner, general manager and coach Ken Ullyot died at the age of 92 on December 12, 2013. "Ken was a great guy," Komet Majority Owner and CEO Stephen Franke said. "I grew up in his era and he was the foundation of my love for Komet hockey. Ken told me when we bought the franchise to savor the wins and when you wake up the next morning you'll still be excited. Forget about the losses before you go to bed. It has been good advice for 24 years."

Ullyot came to Fort Wayne to coach the Komets in 1958. The legendary icon of Komet Hockey also served the team as general manager and owner at different times until he retired in 1986. Ullyot led the Komets to the 1963 IHL Turner Cup as a coach, the 1965 championship as general manager and the 1973 Turner Cup Title as an owner.

In addition to the three IHL championships, the Komets made seven trips to the finals under Ullyot's direction. In 1997 The Hockey News named Ullyot the IHL's All-Time Greatest General Manager. In addition, the IHL honored it's Western Conference Champion by presenting them with the Ken Ullyot Trophy.

During his tenure as an IHL governor, Ullyot and Komets business manager Colin Lister were credited with keeping the IHL alive through some very lean years. "Kometland is sad today with the passing of 'The Father' of the Komets, Ken Ullyot," Komet general manager David Franke said. Ken may not have been one of the original founders of the franchise, but with his arrival in 1958 he started a lot of what we still see with the organization today. If not for Ken Ullyot this franchise would never be where it is today with the on-ice success and players making their homes in Fort Wayne after retirement. Ken was the best coach the Komets had in their 62-year history. He not only kept the Komets going but also helped save the IHL on many occasions. The Franke family has been proud to keep the tradition going that Ken started back in 1958."



Ken Ullyot and Chuck Adamson

The Komets retired jersey number 58 in honor of Ullyot's first season with Fort Wayne. The Saskatoon, Saskatchewan native was inducted into the Comcast Xfinity Komet Hall of Fame in 1987. "We have lost the father of Komet hockey, who continued to follow his beloved Komets to the end," Komet president Michael Franke said. "It goes without saying that without Ken Ullyot Komet hockey would never have survived to celebrate 62 years. He was a great supporter of ours over the past 24 years and things will never be quite the same."

Ullyot and his wife, Violet, were residents of Fort Wayne for 55 years where they raised their daughter Donna and son Ron. Ron is a former Komet player and coach. Ullyot and his son Ron were one of the very few father-son combinations who had won IHL Turner Cup Championships.

(Continued next page)

KOMET HISTORY -- Tribute

In memory of Ken Ulyot, Flossie Zimmerman and Reggie Primeau (continued from page 15)



Flossie Zimmerman

We lost Flossie Zimmerman January 21, 2014. She served in the Komets' office as manager and executive secretary for 30 years beginning in 1958.

David Franke commented, "I've known Flossie since I was a little kid and an up-and-coming Komet fan when she was the Komets' ticket manager. The Zimmerman family are great ambassadors for the Komets and all of youth hockey in Fort Wayne."

Flossie was the matriarch of what has been called Fort Wayne's first family of hockey. She and her husband of 64 years, Richard, were both inducted into the Komet Hall of Fame in 2004. Richard died at age 83 in February, 2010.

"Flossie Zimmerman was part of the backbone of the Fort Wayne Komets," Michael Franke said. "Her dedication to the Komets, Fort Wayne Youth Hockey and McMillen Park/Glenbrook Square figure skating is unsurpassed and her contributions will never be forgotten."

Shortly after the conclusion of the 2013-14 Komet season, on May 28, 2014 Hall of Fame center Reggie

Primeau passed away at the age of 77. Primeau played eight seasons with the Komets during the 60's and ranks seventh on the Komets' all-time top 10 point leaders list with 542 points including 200 goals and 342 assists in 452 regular season games. Primeau added 22 goals, 31 assists and 53 points in 59 career playoff games with Fort Wayne.



Reggie Primeau

During 1961-62 the Prince Albert, Saskatchewan native eclipsed the 100-point mark with 105 points and followed with two league championships when he helped Fort Wayne win its first two IHL Turner Cups in 1963 and 1965.

Primeau retired from professional hockey in 1969. He later became one of the charter members of the Komets' Hall of Fame and had his number 12 retired. Primeau remained a resident of Fort Wayne where he and his wife, Sonja, raised their four children.

"Luckily I was old enough and fortunate enough to see Reggie play for the Komets," David Franke said. "He was a great Komet and a wonderful family man. Reggie always had a smile on his face and handled life's ups and downs with dignity and class. Reggie Primeau will always be a Komet legend and an inspiration when times are tough."

Two heart-felt articles in the Fort Wayne newspapers resulted from the loss of Reggie Primeau. On May 29, Blake Sebring wrote the following in the News-Sentinel: Reggie Primeau always inspired the Komets on and off the ice and he became a Fort Wayne institution until his retirement in 1969.

Recognizing Primeau's Cree heritage from his mother's side of the family, organist Norm Carroll would sometimes play an Indian "war dance" before Primeau would take a faceoff. One time the Komets got caught in a massive snowstorm and had to hole up in a gas station. Seeing Primeau wrapped up in a blanket near the door, a stunned customer asked whether Primeau was a real cigar store Indian.

(Continued next page)

KOMET HISTORY -- Tribute

In memory of Ken Ulliyot, Flossie Zimmerman and Reggie Primeau (continued from page 16)

No matter how much his teammates teased, Primeau always had a smile on his face. He could also initiate the laughs as well as be the target.

Along with working as a food salesman, Primeau continued to raise his family here and go to games with Sonja. When diabetes forced a kidney transplant in 1998, his former teammates held a raffle to raise money. After diabetes cost Primeau his right leg in October 2000, his teammates would take him in his wheelchair to events or let him ride along in a golf cart. He eventually learned to walk again with a prosthesis but was unable to skate.

Recognized as the Komets' smoothest skater, Primeau always wanted to be the first player out for practice because he loved listening to his skates cracking the fresh ice. After losing his leg, he never thought he'd hear the sound again, but in 2005 he tried a new prosthesis. For the first time in eight years, he was skating again. "At least it looked like I was really skating," Primeau said. "I didn't think I would be able to get my right leg off the ice, but it came." Within 30 minutes, he was making turns and skating figure-eights. He skated for an hour and 20 minutes, and even after going more than 100 times around the rink he didn't want to come off.

"I was really happy," Primeau said. "I didn't do any real fast skating, just so I could get my legs moving. I think it's going to work out OK. I think I'm going to be able to move pretty good."

On May 30, Ben Smith wrote in the Journal Gazette about a time when the boys of winter, the '60s kids, stuck together, even a half-a-century later. How they never quit on each other on the ice, a habit that stayed with them. Ben wrote about the time when he paid a visit to a few of them during a rough time. It was a rough time for them collectively—Reg had just lost part of a leg, Ken Ulliyot was suffering from fibromyalgia and Lionel Repka had just lost his son in a tragic bicycling accident.

Ben accurately commented in his article that they were actually in a community within their own adopted community, in essence. One day, sitting in Repka's quiet kitchen, Repka told him a story about the day he buried his boy out at Lindenwood Cemetery, and how at one point in the graveside service, Repka looked up, and there, sitting in his wheelchair on a hill under a tree not far away, was Reg Primeau.

"He'd just gotten out of the hospital," Repka said to Ben with his eyes beginning to glisten before not being able to talk anymore.

So, we salute Ken, Flossie and Reggie. Three important members of that special Komet community. Komet Stars that we will never forget.

(The Komets would like to thank Blake Sebring and Ben Smith for giving us permission to share a portion of their articles on Reggie in this media guide)

Stephen Franke
CEO, Fort Wayne Komets Hockey Club



Fort Wayne native Stephen Franke, Chief Executive Officer of the Fort Wayne Komets Hockey Club, has been the majority owner of the Komets since 1990.

Stephen purchased the Fort Wayne franchise, in partnership with his brothers Michael, David, William and Richard, in an effort to keep Komets hockey in Fort Wayne after the original IHL franchise was moved to Albany, New York in 1990.

2014-15 is Stephen's 25th anniversary season of majority ownership. He has witnessed six league championships, five regular season titles and nine trips to the finals. The Komets, under the ownership of Stephen Franke, has been named the league Member Club of the Year five times and has led in attendance each year for the past nine straight years attracting over 7,000 fans per game each season.



Stephen has also been President and CEO of MidWest Gloves and Gear in Chillicothe, Missouri, since 1986. MidWest Gloves and Gear has more than doubled in sales and size under Stephen's management.

Stephen also serves as Chairman of the Chillicothe Mudcats of the MINK Baseball League.

In addition, Stephen is very involved with the Chillicothe community. He serves on boards of the Chillicothe Development Corporation, Grand River Entertainment, Greater Chillicothe Visitors Region and Main Street Chillicothe. Stephen is also active with the D-R-E-A-M Initiative (Downtown Revitalization and Economic Assistance for Missouri).

Stephen attended Bishop Luers High School in Fort Wayne and is a graduate of Indiana State University. He also carries a degree from IPFW in Fort Wayne and participated in graduate studies at the University of Michigan and University of Chicago.

Stephen makes his home in Chillicothe and resides with his wife Rebecca and son Stephan, currently a senior at George Washington University in Washington, D.C.

Michael Franke
President, Fort Wayne Komet Hockey Club



Fort Wayne native Michael Franke is in his 25th anniversary season as President and co-owner of the Fort Wayne Komets.

As President of the Fort Wayne Komets, Franke oversees the day-to-day operations of the hockey franchise while also serving as Fort Wayne's Governor in the ECHL.

During Michael's 24-year stint as President of the Fort Wayne franchise the Komets have collected six league championships, five regular season titles and nine trips to the finals. The Komets have been the league Member Club of the Year five times and has been the leader in attendance for the past nine consecutive seasons attracting over 7,000 fans per game each year.

Michael has been honored as Governor of the Year twice and was given the distinction of IHL Executive of the Year for 2007-08 and again for 2008-09.

A 1982 graduate of Purdue University Fort Wayne, Franke resides in Fort Wayne with his wife Theresa and their 2 children, Katie and James.

David Franke
Vice President/General Manager, Fort Wayne Komet Hockey Club



Fort Wayne native David Franke is in his 25th anniversary season as co-owner, Vice President and General Manager of the Fort Wayne Komets. Franke began his career with the Komets when the Franke family purchased the Fort Wayne franchise in 1990. He has also held his position throughout the Franke family ownership.

While a member of the IHL, Franke claimed two Huber Trophies and has guided the Komets to the Turner Cup Finals six times, winning Championships in 1993, 2008, 2009 and 2010.

Franke was named the IHL's Executive of the Year his first season in 1990-91. He was voted IHL General Manager of the Year for 1997-98 after the greatest turnaround in franchise history, taking the Komets from the league's worst regular season record in 1996-97 to a Central Division title in 1997-98. Franke was named IHL General Manager of the Year again for 2009-10.

During Franke's eight UHL campaigns he enjoyed trips to the finals twice, winning the UHL Colonial Cup Championship in 2003. Franke also captured back-to-back Tarry Cup Championships for 2002-03 and 2003-04 before earning the award a 3rd time in 2006-07.

The Komets claimed the CHL Presidents' Cup in 2011-12 for a total of six league titles overall before joining the ECHL last year.

Franke is a 1975 graduate of Ball State University and resides in Fort Wayne with his wife, Tina.

Scott Sproat**Vice President Sales and Marketing, Fort Wayne Komet Hockey Club**

Fort Wayne area native Scott Sproat is entering his 15th season as Vice President of Sales and Marketing and co-owner of the Komets. Scott was born in nearby Auburn, IN and spent ten seasons with the Continental Basketball Association and the Fort Wayne Fury prior to joining the Komets.

Scott started his career in sports management as an intern with the Fury and literally held every job (except Coach) within the front office during his tenure. He was CEO of the Fury and a Regional Vice President of the CBA Eastern Region the season prior to joining the Komets. Scott has also served as a consultant to numerous minor league teams in numerous sports and leagues throughout North America.

Scott remains active in many youth sports today through his three boys Will (20), Ty (17), and Reid (13). Scott guides the Komets' sales and marketing efforts as well as overseeing all of the Komets' partnerships with the Fort Wayne area corporate community, community outreach programs, educational initiatives, and charitable participation. While with the Komets, Scott has witnessed five league championships, five regular season titles and has been a part of the Komets' front office success in collecting four Member Club of the Year Awards. Scott has been honored three times as League Marketing Executive of the Year.

Scott, his wife Stacy and their three boys live north of Fort Wayne, splitting the distance between his boyhood home north of Auburn and his now home-away-from-home at the Memorial Coliseum.

Chuck Bailey**Director of Communications/Media Relations, Fort Wayne Komet Hockey Club**

Fort Wayne native Chuck Bailey celebrates his 22nd season as the Komet's Director of Communications and Media Relations this year. Chuck was born and raised in Fort Wayne and has followed the Komets since 1956.

Chuck started a broadcasting career in radio in 1971 when he accepted a position with then WPTH FM 95 in Fort Wayne (now Best 95.1). His radio career took him to Rockford, Illinois, Flint, Michigan and Grand Rapids, Michigan before he returned to Fort Wayne in 1988 as program manager of WOWO Radio AM 1190.

During Chuck's stint at WOWO he met then radio salesmen Michael Franke and David Franke, who of course later became co-owners of the Komet hockey club. Chuck joined the Frankes to help manage the Komets in 1993, ending his 22-year radio career.


While a member of the Komets' front office Chuck has witnessed five league championships and five regular season titles. He has been a part of the Komets' success in collecting five Member Club of the Year Awards. He also has received two honors as Public Relations Director of the Year.

Chuck continues to make his home in Fort Wayne. He and his wife Jan have three children and eight adorable grandchildren.

BOB CHASE

The Voice of the Fort Wayne Komet Hockey Club

Bob Chase hails from Negaunee, Michigan, where he was born January 22, 1926. He grew up in Marquette, Michigan and after high school joined the U.S. Navy where he served from 1943-1947. Upon his discharge from the Navy, Bob entered Northern Michigan University at Marquette and graduated in 1952. While in college, Bob started his radio career in Marquette in 1949.



Bob Chase was presented the Key to the Fort by Mayor Tom Henry in 2013

Bob moved to Fort Wayne to begin his radio career with WOWO AM 1190 in 1953 which included broadcasting Komet hockey games starting with the 1953-54 season. During the summer of 2009, Bob retired his position as WOWO Sports Director.

The Komets retired the number 40 in Bob's honor as he celebrated his 40th season behind the Fort Wayne microphone in 1993. Bob was inducted into the Komets Hall of Fame in 2003 in honor of his 50th season as Komet broadcaster.

During Bob's extended career with the Komets he has seen, and called, 12 regular season titles and nine league championships over the course of more than 4,500 Komet games.

Besides his accomplishments with the Komets, Bob was inducted into the Indiana Broadcasters Association Pioneers Hall of Fame in 2000, was given the Sagamore of the Wabash Award by Indiana Governor Frank O'Bannon in 2001, is a member of the Baer Field Speedway Hall of Fame (2002), was named distinguished Hoosier by governor O'Bannon in 2003, inducted into the Indiana Sportswriters and Sports Broadcasters Hall of Fame in 2004, inducted into the Indiana High School Hockey Hall of Fame in 2006, is a member of the

Upper Peninsula Sports Hall of Fame (2009), in 2010 received the Mad Anthony's Red Coat and in 2013 was presented the Key to the Fort by Fort Wayne's Mayor Tom Henry.

Also, Bob was named a recipient of the prestigious Lester Patrick Award in a ceremony held in Dallas, Texas Oct. 15, 2012. The Lester Patrick Trophy has been presented annually by the NHL and USA Hockey since 1966 to honor one's contribution to ice hockey in the United States. The trophy is named after Lester Patrick (1883-1960), player and longtime coach of the New York Rangers, who was a developer of ice hockey.



Lester Patrick Award

Most recently, Bob was named the ECHL's Broadcaster of the Year for 2013-14.



Mike Emrick and Bob Chase

One of Bob's favorite off-ice activities is following the career of long-time protege Mike Emrick, who serves as NBC TV's top NHL network play-by-play broadcaster. Emrick was inspired to begin his hockey broadcasting career by Bob Chase.

After following Bob's broadcasts of Komet games in the 1950's, Emrick finally witnessed a Komet game in person in 1960. "My parents, brother and I were seated across from the press box at the top of the arena trying to figure out which guy Chase was," Emrick said. "He had to be the tall guy wearing a headset who stood the whole game, I figured. It was at this first game that I changed my passion from baseball to hockey and from wanting to be a baseball announcer to a hockey announcer."

2014-15 marks Bob's 62nd anniversary season behind the microphone calling Komet Hockey action radio-rinkside.

Gary Graham**Head Coach/Director of Player Personnel, Fort Wayne Komets**

Gary Graham rejoined the Komets when he was named Head Coach and Director of Player Personnel on June 4, 2013.



Graham became the 28th person to handle head coaching duties with the Komets since the team was established in Fort Wayne in 1952. Graham replaced Al Sims, who announced his retirement after the 2012-13 season. "Gary is the right coach at the right time for the Komets," Komet president Michael Franke said. "He knows the Komet way of doing business and will be a tremendous asset to the Komet organization."

Graham returned to the Komets after guiding Pensacola to the Ice Flyer's first Southern Professional Hockey League Championship. The Ice Flyer's finished 2012-13 with a 33-18-5 record and 71 points, two points shy of capturing the regular season title. It was the first time Pensacola skated to a regular season winning percentage over .600 (.634) since joining the SPHL in 2009-10.

The 2013 SPHL Presidents' Cup Title was Graham's fourth career league crown. Before his stint with Pensacola, Graham collected three league championships (2009, 2010, 2012) in four seasons as an assistant coach with the Komets.

Last season Graham made his Fort Wayne head coaching debut leading the Komets to the ECHL Eastern Conference Semifinals in their first ever berth in the Kelly Cup Playoffs.

Prior to Graham's first tenure with the Komets, the Fort Wayne native enjoyed success as head coach of the Indiana Jr. Ice Tier 1 team, guiding the Ice to a 38-17-3 record in the Midwest Elite League during 2008-09 before serving as associate coach for the USHL Clark Cup Champion Indiana Ice.

Graham majored in Exercise Science at Ball State University and resides in Fort Wayne with his children Connor and Isabella.

Gary Graham coaching record

| Daily Graham Coaching Record | | | | | | | |
|------------------------------|-----------------|----------------|----------|----------|--------------|------------|-------------------------------------|
| | | Regular Season | | | | | Playoff Results |
| <u>Season</u> | <u>Club</u> | <u>League</u> | <u>W</u> | <u>L</u> | <u>T/OTL</u> | <u>Pts</u> | |
| 2008-09 | Fort Wayne (AC) | IHL | 46 | 18 | 12 | 104** | Championship (IHL Turner Cup) |
| 2009-10 | Fort Wayne (AC) | IHL | 50 | 21 | 5 | 105 | Championship (IHL Turner Cup) |
| 2010-11 | Fort Wayne (AC) | CHL | 31 | 27 | 8 | 70 | Second Round |
| 2011-12 | Fort Wayne (AC) | CHL | 40 | 19 | 7 | 87* | Championship (CHL Presidents' Cup) |
| 2012-13 | Pensacola | SPHL | 33 | 18 | 5 | 71 | Championship (SPHL Presidents' Cup) |
| 2013-14 | Fort Wayne | ECHL | 36 | 24 | 12 | 84 | Second Round |

(AC)- assistant coach

*-Division titles

**-Regular season title

2014-15 KOMETS ROSTER as of 11/19/14

| | <u>No.</u> | <u>Forwards</u> | <u>Pos</u> | <u>S</u> | <u>Ht</u> | <u>Wt</u> | <u>Place of Birth</u> | <u>Birthdate</u> | <u>2013-14 Team</u> | <u>GP</u> | <u>G</u> | <u>A</u> | <u>Pts</u> | <u>PIM</u> |
|----|------------|--------------------|------------|----------|-----------|-----------|-----------------------|------------------|--------------------------|-----------|------------|----------|------------|-------------|
| 1 | 7 | Reid Petryk | LW | R | 6-1 | 200 | Edmonton, Ont | 2/2/93 | Everett, WHL | 1 | 0 | 0 | 0 | 5 |
| 2 | 15 | Mike Embach | LW | L | 5-10 | 185 | Orland Park, IL | 1/17/88 | Edmonton, WHL | 62 | 17 | 39 | 56 | 51 |
| | | | | | | | | | Cincinnati, ECHL | 5 | 0 | 2 | 2 | 6 |
| | | | | | | | | | Gwinnett, ECHL | 11 | 6 | 4 | 10 | 8 |
| | | | | | | | | | Fort Wayne, ECHL | 52 | 22 | 19 | 41 | 46 |
| 3 | 19 | Thomas Frazee | C | R | 6-3 | 210 | North Vancouver, BC | 3/31/90 | Quad City, CHL | 60 | 24 | 23 | 47 | 42 |
| 4 | 20 | Paul Crowder | C | R | 6-3 | 202 | Victoria, BC | 2/12/85 | Milwaukee, AHL | 4 | 0 | 0 | 0 | 2 |
| | | | | | | | | | Cincinnati, ECHL | 64 | 16 | 32 | 48 | 46 |
| 5 | 22 | C.J. Severyn | LW | L | 6-1 | 185 | Beaver, PA | 6/2/89 | Orlando, ECHL | 43 | 11 | 23 | 34 | 100 |
| | | | | | | | | | Wilkes-Barre Scrant, AHL | 4 | 0 | 0 | 0 | 4 |
| | | | | | | | | | Utica, AHL | 2 | 0 | 0 | 0 | 0 |
| 6 | 23 | Garrett Meurs | RW | R | 6-0 | 180 | Wingham, Ont | 1/12/93 | Lake Erie, AHL | 64 | 6 | 8 | 14 | 74 |
| 7 | 24 | Christian Ouellet | RW | R | 6-0 | 195 | Alma, Que | 8/28/91 | San Francisco, ECHL | 4 | 0 | 0 | 0 | 2 |
| | | | | | | | | | Elmira, ECHL | 19 | 3 | 7 | 10 | 6 |
| | | | | | | | | | Fort Wayne, ECHL | 33 | 7 | 8 | 15 | 8 |
| 8 | 27 | Shawn Szydlowski | RW | R | 6-0 | 208 | St Clair Shores, Mich | 8/5/90 | Fort Wayne, ECHL | 63 | 11 | 15 | 26 | 46 |
| 9 | 36 | Matthew Pistilli | RW | R | 6-2 | 219 | Montreal, Que | 10/17/88 | Florida, ECHL | 31 | 17 | 23 | 40 | 30 |
| | | | | | | | | | Charlotte, AHL | 21 | 4 | 7 | 11 | 13 |
| | | | | | | | | | Bridgeport, AHL | 13 | 1 | 3 | 4 | 0 |
| 10 | 71 | Nathan Condon | LW | L | 6-0 | 197 | Wausau, WI | 5/29/90 | Univ of Minnesota, WCHA | 41 | 9 | 16 | 25 | 14 |
| 11 | 72 | Eric Faille | C | R | 6-0 | 180 | Lachine, Que | 7/27/89 | Univ of Moncton, AUS | 27 | 15 | 24 | 39 | 12 |
| 12 | 79 | Kaleigh Schrock | RW | R | 5-11 | 180 | Fort Wayne, IN | 10/17/84 | Fort Wayne, ECHL | 68 | 5 | 8 | 13 | 158 |
| 13 | 92 | Mitchell Heard | LW | L | 6-1 | 180 | Bowmanville, Ont | 3/12/92 | Lake Erie, ECHL | 63 | 4 | 8 | 12 | 167 |
| | <u>No.</u> | <u>Defense</u> | <u>Pos</u> | <u>S</u> | <u>Ht</u> | <u>Wt</u> | <u>Place of Birth</u> | <u>Birthdate</u> | <u>2013-14 Team</u> | <u>GP</u> | <u>G</u> | <u>A</u> | <u>Pts</u> | <u>PIM</u> |
| 14 | 4 | Joey Leach | D | L | 6-4 | 205 | Wadena, Sask | 1/29/92 | Oklahoma, AHL | 6 | 0 | 1 | 1 | 8 |
| | | | | | | | | | Bakersfield, ECHL | 59 | 0 | 8 | 8 | 66 |
| 15 | 8 | Drew Daniels | D | R | 6-2 | 192 | Suffern, NY | 6/7/89 | Cincinnati, ECHL | 44 | 1 | 6 | 7 | 29 |
| | | | | | | | | | Utah, ECHL | 13 | 0 | 0 | 0 | 7 |
| 16 | 25 | Ian Barteaux | D | R | 6-0 | 200 | Ft Saskatchewan, Alb | 7/29/88 | Univ of Alberta, CWUAA | 24 | 3 | 8 | 11 | 61 |
| | | | | | | | | | Bakersfield, ECHL | 4 | 0 | 1 | 1 | 10 |
| 17 | 29 | Matt Krug | D | R | 6-0 | 212 | Livonia, MI | 7/7/85 | Evansville, ECHL | 69 | 12 | 25 | 37 | 231 |
| 18 | 44 | Cody Sol | D | L | 6-5 | 242 | Woodstock, Ont | 2/11/91 | St. John's, AHL | 1 | 0 | 0 | 0 | 0 |
| | | | | | | | | | Ontario, ECHL | 65 | 6 | 10 | 16 | 121 |
| 19 | 52 | Mikael Tam | D | L | 5-11 | 205 | Quebec City, Que | 4/26/91 | Lake Erie, AHL | 34 | 1 | 5 | 6 | 67 |
| | | | | | | | | | Denver, CHL | 14 | 2 | 7 | 9 | 16 |
| 20 | 53 | William Lacasse | D | R | 6-1 | 195 | St. Pie, Que | 8/25/87 | Bloomington, SPHL | 6 | 1 | 1 | 2 | 16 |
| | | | | | | | | | Fort Wayne, ECHL | 60 | 1 | 9 | 10 | 61 |
| 21 | 55 | James Martin | D | L | 6-2 | 205 | Winnipeg, Man | 5/29/91 | Abbotsford, AHL | 2 | 0 | 0 | 0 | 2 |
| | | | | | | | | | Alaska, ECHL | 51 | 2 | 15 | 17 | 33 |
| | <u>No.</u> | <u>Goaltenders</u> | <u>Pos</u> | <u>C</u> | <u>Ht</u> | <u>Wt</u> | <u>Place of Birth</u> | <u>Birthdate</u> | <u>2013-14 Team</u> | <u>GP</u> | <u>Ave</u> | <u>W</u> | <u>L</u> | <u>T/SL</u> |
| 22 | 31 | Pat Nagle | G | L | 6-2 | 195 | Bloomfield, MI | 9/21/87 | Idaho, ECHL | 43 | 2.73 | 23 | 14 | 4 |
| 23 | 35 | Eric Levine | G | L | 6-3 | 181 | Wheeling, Ill | 10/8/88 | Peoria, SPHL | 23 | 2.70 | 11 | 8 | 4 |
| | | | | | | | | | Allen, CHL | 5 | 7.77 | 0 | 0 | 0 |

VP/General Manager: David Franke

Head Coach: Gary Graham


Assistant Coach: Konstantin Shafranov

Trainer: Zachary Creighton, ATC

Equipment Manager: Joe Franke

Assistant Equipment Manager: Aaron Franke

2014-15 KOMETS PLAYER BIOS

**Barteaux, Ian** (BAR-toe)

Fort Wayne Komets

Number **44**

Defense, shoots right, 6-0, 200 lbs. Born: Fort Saskatchewan, Alberta 7/29/1988

| Season | Club | League | Regular Season | | | | | Playoffs | | | | |
|---------|-------------------|--------|----------------|----|----|----|-----|----------|---|---|----|----|
| | | | GP | G | A | TP | PM | GP | G | A | TP | PM |
| 2004-05 | Fort Saskatchewan | AJHL | 7 | 0 | 2 | 2 | 9 | — | — | — | — | — |
| 2005-06 | Fort Saskatchewan | AJHL | 44 | 5 | 16 | 21 | 146 | — | — | — | — | — |
| | Kootenay | WHL | 1 | 0 | 0 | 0 | 0 | — | — | — | — | — |
| 2006-07 | Kootenay | WHL | 70 | 3 | 9 | 12 | 107 | 7 | 0 | 2 | 2 | 7 |
| | Fort Saskatchewan | AJHL | 3 | 0 | 0 | 0 | 0 | — | — | — | — | — |
| 2007-08 | Kootenay | WHL | 71 | 1 | 14 | 15 | 134 | 10 | 1 | 2 | 3 | 23 |
| 2008-09 | Kootenay | WHL | 69 | 10 | 29 | 39 | 153 | 4 | 1 | 2 | 3 | 17 |
| 2009-10 | Univ of Alberta | CWUAA | 28 | 4 | 7 | 11 | 30 | 5 | 1 | 2 | 3 | 6 |
| 2010-11 | Univ of Alberta | CWUAA | 28 | 5 | 9 | 14 | 57 | 4 | 1 | 3 | 4 | 13 |
| 2011-12 | Univ of Alberta | CWUAA | 26 | 0 | 12 | 12 | 60 | 3 | 2 | 0 | 2 | 12 |
| 2012-13 | Univ of Alberta | CWUAA | 27 | 3 | 6 | 9 | 28 | 5 | 0 | 1 | 1 | 8 |
| 2013-14 | Univ of Alberta | CWUAA | 24 | 3 | 8 | 11 | 61 | 4 | 1 | 2 | 3 | 2 |
| | Bakersfield | ECHL | 4 | 0 | 1 | 1 | 10 | — | — | — | — | — |

Profile: 2008-09— Completed five years of juniors play leading the Kootenay Ice (WHL) defensemen with 39 points and 153 penalty minutes. Named runner-up for the WHL's Humanitarian of the Year Award. 2009-10— Made his collegiate debut with the University of Alberta Golden Bears in the CWUAA (Canada West Universities Athletic Association of CIS) and was named to the CIS All-Tournament Team. 2010-11— Finished second among University of Alberta defensemen with five goals and 14 points. 2012-13— Led all Canada West with +22 in conference play and helped the Golden Bears to the 2013 University Cup. 2013-14— Capped a five-year college career with Alberta winning the CIS National Championship. Amassed college totals of 15 goals, 42 assists and 57 points in 133 games with the University of Alberta.

**Condon, Nathan**

Fort Wayne Komets


Number **71**

Left wing, shoots left, 6-0, 197 lbs. Born: Wausau, WI 5/29/1990

| Season | Club | League | Regular Season | | | | | Playoffs | | | | |
|---------|--------------------|--------|----------------|----|----|----|----|----------|---|---|----|----|
| | | | GP | G | A | TP | PM | GP | G | A | TP | PM |
| 2008-09 | Fargo | USHL | 58 | 11 | 18 | 29 | 20 | 10 | 1 | 5 | 6 | 2 |
| 2009-10 | Fargo | USHL | 60 | 23 | 28 | 51 | 20 | 13 | 3 | 2 | 5 | 6 |
| 2010-11 | Univ. of Minnesota | WCHA | 35 | 8 | 9 | 17 | 14 | — | — | — | — | — |
| 2011-12 | Univ. of Minnesota | WCHA | 43 | 11 | 19 | 30 | 25 | — | — | — | — | — |
| 2012-13 | Univ. of Minnesota | WCHA | 40 | 12 | 19 | 31 | 8 | — | — | — | — | — |
| 2013-14 | Univ. of Minnesota | WCHA | 41 | 9 | 16 | 25 | 14 | — | — | — | — | — |

Profile: 2008— Selected by Colorado in round 7 of the 2008 NHL Entry Draft. 2009-10— Ranked third with 51 points with the Fargo Force scoring a juniors career high 23 goals and 28 assists. Selected to the USHL All-Star Team. 2013-14— Completed a four-year college career with the University of Minnesota serving as team captain and leading the Gophers to the inaugural Big Ten regular-season championship. Named to the WCHA All-Academic Team twice in 2011-12 and 2012-13. Was an Outstanding Sportsmanship Award winner for 2013-14. 2014-15— Appeared in the Lake Erie AHL training camp before being assigned to Fort Wayne 10/9/14. Scored his first pro point (assist) 10/17/14 at Indy. Placed on 21-day IR 11/9/14.

2014-15 KOMETS PLAYER BIOS

**Crowder, Paul** (CROWD-er)

Fort Wayne Komets

Number **20**

Center, shoots right, 6-3, 202 lbs. Born: Victoria, BC 2/12/1985

| Season | Club | League | Regular Season | | | | | Playoffs | | | | |
|---------|-----------------------|---------|----------------|----|----|----|----|----------|---|----|----|----|
| | | | GP | G | A | TP | PM | GP | G | A | TP | PM |
| 2002-03 | Powell | BCHL | 58 | 3 | 11 | 14 | 12 | — | — | — | — | — |
| 2003-04 | Powell | BCHL | 58 | 19 | 39 | 58 | 57 | 7 | 1 | 3 | 4 | 2 |
| 2004-05 | Coquitlam | BCHL | 47 | 14 | 34 | 48 | 52 | 1 | 0 | 0 | 0 | 0 |
| 2005-06 | Burnaby | BCHL | 14 | 3 | 10 | 13 | 13 | 16 | 8 | 12 | 20 | 21 |
| 2006-07 | Univ of Alaska-Anch | WCHA | 37 | 11 | 13 | 24 | 26 | — | — | — | — | — |
| 2007-08 | Univ of Alaska-Anch | WCHA | 35 | 7 | 16 | 23 | 10 | — | — | — | — | — |
| 2008-09 | Univ of Alaska-Anch | WCHA | 35 | 14 | 19 | 33 | 44 | — | — | — | — | — |
| | Hartford | AHL | 11 | 0 | 3 | 3 | 6 | 5 | 0 | 0 | 0 | 4 |
| 2009-10 | Hartford | AHL | 79 | 12 | 14 | 26 | 26 | — | — | — | — | — |
| 2010-11 | Utah | ECHL | 20 | 5 | 8 | 13 | 17 | — | — | — | — | — |
| | Wheeling | ECHL | 16 | 3 | 8 | 11 | 12 | 17 | 4 | 11 | 15 | 16 |
| 2011-12 | Wheeling | ECHL | 57 | 23 | 27 | 50 | 50 | 4 | 1 | 4 | 5 | 2 |
| | Manchester | AHL | 5 | 0 | 0 | 0 | 0 | — | — | — | — | — |
| 2012-13 | Znojmo Orli | Austria | 6 | 0 | 1 | 1 | 0 | — | — | — | — | — |
| | Wheeling | ECHL | 68 | 23 | 39 | 62 | 44 | — | — | — | — | — |
| | Wilkes-Barre Scranton | AHL | 2 | 0 | 0 | 0 | 0 | — | — | — | — | — |
| | Milwaukee | AHL | 5 | 0 | 2 | 2 | 0 | 1 | 0 | 1 | 1 | 0 |
| 2013-14 | Milwaukee | AHL | 4 | 0 | 0 | 0 | 2 | — | — | — | — | — |
| | Cincinnati | ECHL | 64 | 16 | 32 | 48 | 46 | — | — | — | — | — |

Profile: 2005-06 finished four years of juniors winning the BCHL (British Columbia Hockey League) Championship with the Burnaby Express. 2008-09— Completed a three-year collegiate career with the University of Alaska-Anchorage (WCHA). Was a three-year letter winner and scored 80 points (32g, 48a) in 107 games. Named to the WCHA All-Academic Team. Also made his pro debut skating 11 games with Hartford in the AHL. 2009-10— In his rookie season he appeared the entire year with Hartford registering an AHL career best 12 goals and 26 points in 79 games. 2010-11— Split the season in the ECHL between Utah and Wheeling. Posted a career high 15 points (4g, 11a) in 17 playoff games with Wheeling while serving as team captain and leading the Nailers to the Eastern Conference Finals. 2012-13— Skated six games overseas in Austria before spending most of the season in the ECHL with Wheeling, leading the Nailers with career highs of 23 goals, 39 assists and 62 points in 68 games. Also played seven AHL games in stints with Wilkes-Barre Scranton (2gp) and Milwaukee (5gp). 2013-14— Served four games at Milwaukee in the AHL and 64 games on assignment at Cincinnati leading the Cyclones with 32 assists and ranking third with 16 goals and 48 points. 2014-15— Added to Fort Wayne roster 8/20/14 for his six pro season.

**Daniels, Drew**

Fort Wayne Komets

Number **8**

Defense, shoots right, 6-2, 192 lbs. Born: Suffern, New York 6/7/1989

| Season | Club | League | Regular Season | | | | | Playoffs | | | | |
|---------|-------------------|-------------|----------------|---|----|----|----|----------|---|---|----|----|
| | | | GP | G | A | TP | PM | GP | G | A | TP | PM |
| 2008-09 | Sioux City | USHL | 53 | 9 | 19 | 28 | 24 | — | — | — | — | — |
| 2009-10 | Northeastern Univ | Hockey East | 32 | 4 | 4 | 8 | 4 | — | — | — | — | — |
| 2010-11 | Northeastern Univ | Hockey East | 38 | 3 | 6 | 9 | 18 | — | — | — | — | — |
| 2011-12 | Northeastern Univ | Hockey East | 34 | 0 | 7 | 7 | 10 | — | — | — | — | — |
| 2012-13 | Allen | CHL | 63 | 2 | 12 | 14 | 30 | 12 | 0 | 2 | 2 | 2 |
| 2013-14 | Cincinnati | ECHL | 44 | 1 | 6 | 7 | 29 | — | — | — | — | — |
| | Utah | ECHL | 13 | 0 | 0 | 0 | 7 | 2 | 0 | 0 | 0 | 0 |

Profile: 2008-09— Selected by San Jose Sharks in round 7 of the 2008 NHL Entry Draft. Appeared in 53 games with Sioux City in the USHL.. 2009-10— Made his college debut with Northeastern University Hockey East. 2012-13— Made his pro debut with Allen in the CHL appearing in 63 regular season games before skating 12 playoff games en route to the 2013 CHL Presidents' Cup. 2013-14— Split the season between Cincinnati and Utah in the ECHL. 2014-15— Traded to Fort Wayne by Utah June 13 to complete an earlier trade during 2013-14 with Utah for future considerations. 2014-15— Agreed to terms and added to Fort Wayne preseason roster 7/1/14.

2014-15 KOMETS PLAYER BIOS

**Embach, Mike**

(EMM-bach)

Fort Wayne Komets

Number **15**

Left wing, shoots left, 5-10, 185 lbs. Born: Orland Park, Illinois 1/17/1988

| Season | Club | League | Regular Season | | | | | Playoffs | | | | |
|---------|--------------|--------|----------------|----|----|----|----|----------|---|----|----|----|
| | | | GP | G | A | TP | PM | GP | G | A | TP | PM |
| 2005-06 | Chicago | USHL | 45 | 7 | 6 | 13 | 51 | — | — | — | — | — |
| 2006-07 | Chicago | USHL | 36 | 8 | 12 | 20 | 93 | — | — | — | — | — |
| | Indiana | USHL | 18 | 1 | 6 | 7 | 28 | 7 | 2 | 2 | 4 | 8 |
| 2007-08 | Ferris State | CCHA | 25 | 1 | 6 | 7 | 30 | — | — | — | — | — |
| 2008-09 | Ferris State | CCHA | 34 | 9 | 4 | 13 | 47 | — | — | — | — | — |
| 2009-10 | Ferris State | CCHA | 34 | 9 | 11 | 20 | 24 | — | — | — | — | — |
| 2010-11 | Ferris State | CCHA | 39 | 8 | 10 | 18 | 44 | — | — | — | — | — |
| | Texas | AHL | 5 | 0 | 0 | 0 | 4 | — | — | — | — | — |
| 2011-12 | Chicago | ECHL | 60 | 13 | 13 | 26 | 41 | — | — | — | — | — |
| 2012-13 | Cincinnati | ECHL | 55 | 18 | 16 | 34 | 46 | 17 | 5 | 12 | 17 | 16 |
| | Lake Erie | AHL | 2 | 0 | 1 | 1 | 2 | — | — | — | — | — |
| 2013-14 | Cincinnati | ECHL | 5 | 0 | 2 | 2 | 6 | — | — | — | — | — |
| | Gwinnett | ECHL | 11 | 6 | 4 | 10 | 8 | — | — | — | — | — |
| | Fort Wayne | ECHL | 52 | 22 | 19 | 41 | 46 | 11 | 4 | 5 | 9 | 15 |

Profile: 2007-08— Made his college debut with Ferris State CCHA. 2010-11— Completed his college career of four seasons with Ferris State scoring totals of 132 gp, 27g, 31a, 58pts, 145pim. Made his pro debut skating five AHL games with Texas. 2011-12— Made his ECHL debut with Chicago. 2012-13— Had a career year with Cincinnati ECHL ranking third on the Cyclones with 18 goals, fifth with 34 points in 55 games. Led Cincinnati in the playoffs with 17 points (5g, 12a) in 17 games. 2013-14— Started the season appearing in five games with Cincinnati before being traded to Gwinnett 11/13/13 where he scored six goals and 10 points in 11 games. Traded to Fort Wayne 12/12/13. Scored his first hat trick of the season, second as a pro, 2/12/14 at Cincinnati in a 4-2 win (first pro hat trick was 4 goals with Cincinnati at Evansville 3/3/13 in a 9-4 win); his third goal set career-year high of 19 goals in a season. Set career highs of 18 assists and 37 points with a pair of assists 2/22/14 at Florida. Scored his second hat trick of the season, third as a pro, 3/19/14 vs Orlando. Honored with the 2013-14 Bud Gallmeier Memorial Trophy for Community Service Award. Honored with the Komets' 2013-14 Unsung Hero Award. Finished with a career year high of 28 goals, 25 assists and 53 points in 68 games. Led Komets in playoffs with five assists (tied Shawn Szydlowski). 2014-15— Agreed to terms and re-signed by Fort Wayne 6/30/14. Participated in Chicago's AHL training camp. Released and added to the Fort Wayne roster 10/6/14. Appeared in his 200th pro game 11/12/14 at Kalamazoo.

**Faille, Eric**

(FIE)

Fort Wayne Komets

Number **72**

Center, shoots right, 6-0, 180 lbs. Born: Lachine, Quebec 7/27/1989

| Season | Club | League | Regular Season | | | | | Playoffs | | | | |
|---------|------------------|--------|----------------|----|----|----|----|----------|---|---|----|----|
| | | | GP | G | A | TP | PM | GP | G | A | TP | PM |
| 2006-07 | Acadie-Bathurst | QMJHL | 55 | 5 | 8 | 13 | 29 | 12 | 1 | 4 | 5 | 4 |
| | Lafleche College | QJAJHL | 10 | 4 | 7 | 11 | 24 | — | — | — | — | — |
| 2007-08 | Acadie-Bathurst | QMJHL | 69 | 18 | 24 | 42 | 20 | 12 | 2 | 4 | 6 | 6 |
| 2008-09 | Acadie-Bathurst | QMJHL | 54 | 19 | 36 | 55 | 28 | 5 | 3 | 1 | 4 | 0 |
| 2009-10 | Acadie-Bathurst | QMJHL | 68 | 31 | 46 | 77 | 26 | 5 | 2 | 6 | 8 | 0 |
| 2010-11 | Univ of Moncton | AUS | 13 | 5 | 9 | 14 | 4 | — | — | — | — | — |
| 2011-12 | Univ of Moncton | AUS | 28 | 16 | 16 | 32 | 16 | 10 | 6 | 3 | 9 | 4 |
| 2012-13 | Univ of Moncton | AUS | 27 | 10 | 19 | 29 | 12 | 3 | 0 | 1 | 1 | 4 |
| 2013-14 | Univ of Moncton | AUS | 27 | 15 | 24 | 39 | 12 | 6 | 1 | 7 | 8 | 4 |

Profile: 2009-10— Completed his fourth year of juniors leading Acadie-Bathurst with 46 assists and 77 points in 68 games. 2010-11— Made his collegiate debut appearing in 13 games with the University of Moncton in the AUS (Atlantic University Sport). 2011-12— Led the University of Moncton with 16 goals and ranked second with 32 points in 28 games. 2012-13— Led Moncton with 19 assists and 29 points and was named to the CIS (AUS) Second All-Star Team. 2013-14— Led Moncton for the second straight year in assists (24) and points (39) and was named to the CIS (AUS) Second All-Star Team for the second consecutive year. Scored his first pro point (assist) 10/18/14 vs Indy.

**Frazee, Thomas**

(FRAY-zee)

Fort Wayne Komets

Number **19**

Center, shoots right, 6-3, 210 lbs. Born: North Vancouver, BC 3/31/1990

| Season | Club | League | Regular Season | | | | | Playoffs | | | | |
|---------|---------------|--------|----------------|----|----|----|----|----------|---|---|----|----|
| | | | GP | G | A | TP | PM | GP | G | A | TP | PM |
| 2005-06 | Portland | WHL | 9 | 1 | 0 | 1 | 0 | 12 | 1 | 0 | 1 | 12 |
| 2006-07 | Portland | WHL | 55 | 6 | 6 | 12 | 38 | — | — | — | — | — |
| 2007-08 | Medicine Hat | WHL | 43 | 3 | 4 | 7 | 25 | 4 | 0 | 1 | 1 | 0 |
| 2008-09 | Moose Jaw | WHL | 66 | 11 | 30 | 41 | 66 | — | — | — | — | — |
| 2009-10 | Moose Jaw | WHL | 70 | 20 | 35 | 55 | 18 | 7 | 4 | 6 | 10 | 4 |
| 2010-11 | Regina | WHL | 33 | 13 | 24 | 37 | 41 | — | — | — | — | — |
| | Kamloops | WHL | 37 | 18 | 17 | 35 | 35 | — | — | — | — | — |
| 2011-12 | Lakehead Univ | CIS | 12 | 2 | 7 | 9 | 34 | — | — | — | — | — |
| | Bakersfield | ECHL | 13 | 1 | 3 | 4 | 4 | — | — | — | — | — |
| 2012-13 | Lakehead Univ | CIS | 16 | 7 | 15 | 22 | 41 | — | — | — | — | — |
| 2013-14 | Quad City | CHL | 60 | 24 | 23 | 47 | 42 | 13 | 5 | 6 | 11 | 22 |

Profile: 2011-12— Made his pro debut with Bakersfield in the ECHL appearing in 13 games after finishing five seasons on juniors in the WHL the previous year. 2012-13— Served his second season of collegiate play with Lakehead University in the CIS (Canadian Interuniversity Sport). 2013-14— Skated 60 games with Quad City CHL leading the Mallards with 24 goals and adding 23 assists for 47 points. Added five goals and 11 points appearing in 13 playoff games. 2014-15— Added to Fort Wayne roster 7/28/14.

2014-15 KOMETS PLAYER BIOS

**Heard, Mitchell**

Fort Wayne Komets

Number **92**

Left wing, shoots left, 6-1, 180 lbs. Born: Bowmanville, Ontario 3/12/1992

| Season | Club | League | Regular Season | | | | | Playoffs | | | | |
|---------|-----------|--------|----------------|----|----|----|-----|--------------------------|---|---|----|----|
| | | | GP | G | A | TP | PM | GP | G | A | TP | PM |
| 2009-10 | Plymouth | OHL | 16 | 2 | 1 | 3 | 4 | — | — | — | — | — |
| 2010-11 | Plymouth | OHL | 66 | 19 | 29 | 48 | 67 | 11 | 1 | 2 | 3 | 10 |
| 2011-12 | Plymouth | OHL | 57 | 29 | 28 | 57 | 111 | 13 | 4 | 7 | 11 | 26 |
| 2012-13 | Plymouth | OHL | 32 | 17 | 19 | 36 | 34 | 14 | 8 | 5 | 13 | 37 |
| | Lake Erie | AHL | 23 | 1 | 3 | 4 | 72 | — | — | — | — | — |
| 2013-14 | Lake Erie | AHL | 63 | 4 | 8 | 12 | 167 | — | — | — | — | — |
| 2014-15 | Lake Erie | AHL | 1 | 0 | 0 | 0 | 0 | (Thru games of 10/10/14) | | | | |

Profile: 2011-12— Posted juniors career highs of 29 goals and 57 points and ranked second with 111 penalty minutes in 57 games. 2012— Selected by Colorado in round 2 of the 2012 NHL Entry Draft. 2012-13— Completed a four-year juniors career with Plymouth in the OHL scoring 17 goals and 36 points in 32 games. Made his pro debut appearing in 23 AHL games with Lake Erie. 2013-14— Accumulated 167 penalty minutes (3rd with Lake Erie and 4th among AHL rookies) in 63 games during his first full pro year with Lake Erie. 2014-15— Started the season with Lake Erie appearing in one game before being reassigned by Colorado NHL to Fort Wayne 10/15/14.

**Krug, Matt** (KROOG)

Fort Wayne Komets

Number **29**

Defense, shoots right, 6-0, 212 lbs. Born: Livonia, Michigan 7/7/1985

| Season | Club | League | Regular Season | | | | | Playoffs | | | | |
|---------|---------------------|--------|----------------|----|----|----|-----|----------|---|---|----|----|
| | | | GP | G | A | TP | PM | GP | G | A | TP | PM |
| 2003-04 | Texas | NAHL | 33 | 4 | 18 | 22 | 108 | — | — | — | — | — |
| 2004-05 | Texas | NAHL | 56 | 8 | 20 | 28 | 145 | — | — | — | — | — |
| 2005-06 | Wayne State Univ. | CHA | 33 | 2 | 10 | 12 | 106 | — | — | — | — | — |
| 2006-07 | Wayne State Univ. | CHA | 35 | 3 | 6 | 9 | 60 | — | — | — | — | — |
| 2007-08 | Wayne State Univ. | CHA | 37 | 5 | 8 | 13 | 66 | — | — | — | — | — |
| 2008-09 | Robert Morris Univ. | CHA | 29 | 4 | 5 | 9 | 56 | — | — | — | — | — |
| | Texas | CHL | — | — | — | — | — | 1 | 0 | 0 | 0 | 0 |
| 2009-10 | Muskegon | IHL | 75 | 14 | 33 | 47 | 209 | 6 | 2 | 1 | 3 | 25 |
| 2010-11 | Gwinnett | ECHL | 39 | 3 | 4 | 7 | 67 | — | — | — | — | — |
| | Elmira | ECHL | 21 | 0 | 6 | 6 | 36 | — | — | — | — | — |
| | Chicago | AHL | 1 | 0 | 0 | 0 | 0 | — | — | — | — | — |
| | Fort Wayne | CHL | 3 | 0 | 0 | 0 | 8 | 8 | 1 | 1 | 2 | 16 |
| 2011-12 | Toledo | ECHL | 54 | 0 | 19 | 19 | 135 | — | — | — | — | — |
| 2012-13 | Missouri | CHL | 18 | 0 | 5 | 5 | 31 | — | — | — | — | — |
| | Evansville | ECHL | 25 | 2 | 4 | 6 | 86 | — | — | — | — | — |
| 2013-14 | Evansville | ECHL | 69 | 12 | 25 | 37 | 231 | — | — | — | — | — |

Profile: 2009-10 Skated his first full pro year with Muskegon leading IHL defensemen with career highs of 14 goals and 47 points in 75 games and earning the IHL Best Defenseman Award while helping the Lumberjacks to the regular season title. 2010-11— Made his ECHL debut sharing most of the season with Gwinnett (39 games) and Elmira (21 games) while skating one AHL game with Chicago. Assigned to Fort Wayne by the Wolves where he appeared in three regular season games at the end of the year. 2011-12— Ranked second among Toledo defensemen with 19 assists and 19 points while leading the Walleye with 135 penalty minutes in 54 games. 2012-13— Split the season with Missouri in the CHL and Evansville in the ECHL. 2013-14— Completed his fifth pro year leading Evansville defensemen with 12 goals, 25 assists and 37 points while topping ECHL defensemen with a career high 231 penalty minutes.

**Lacasse, William** (luh-CAHS)

Fort Wayne Komets

Number **53**

Defense, shoots right, 6-1, 195 lbs. Born: Saint-Pie, Quebec 8/25/1987

| Season | Club | League | Regular Season | | | | | Playoffs | | | | |
|---------|--------------------|--------|----------------|---|----|----|----|----------|---|---|----|----|
| | | | GP | G | A | TP | PM | GP | G | A | TP | PM |
| 2009-10 | Neumann University | ECAC | 26 | 3 | 22 | 25 | 48 | — | — | — | — | — |
| 2010-11 | Neumann University | ECAC | 28 | 5 | 16 | 21 | 16 | — | — | — | — | — |
| 2011-12 | Neumann University | ECAC | 25 | 5 | 17 | 22 | 26 | — | — | — | — | — |
| | Reading | ECHL | 1 | 0 | 0 | 0 | 0 | — | — | — | — | — |
| 2012-13 | Augusta | SPHL | 26 | 5 | 9 | 14 | 16 | — | — | — | — | — |
| | Greenville | ECHL | 1 | 0 | 0 | 0 | 0 | — | — | — | — | — |
| | Idaho | ECHL | 20 | 2 | 3 | 5 | 18 | — | — | — | — | — |
| | San Francisco | ECHL | 5 | 0 | 0 | 0 | 4 | — | — | — | — | — |
| 2013-14 | Bloomington | SPHL | 6 | 1 | 1 | 2 | 16 | — | — | — | — | — |
| | Fort Wayne | ECHL | 60 | 1 | 9 | 10 | 61 | 11 | 0 | 1 | 1 | 16 |

Profile: 2009-10— Made his college debut at Neumann University ECAC. 2011-12— Completed three seasons of college play at Neumann ECAC and made his pro debut appearing in one game with Reading in the ECHL. 2013-14— Participated in Fort Wayne's training camp. Started the season at Bloomington in the SPHL. Called up to the Komets 11/13/13 and added to roster, joining fellow Neumann University graduate Kaleigh Schrock in the Komet lineup. Ranked second with +13. Made his pro playoff debut 4/17/14 at Reading. 2014-15— Re-signed with Fort Wayne and added to preseason roster 7/1/14.

2014-15 KOMETS PLAYER BIOS

**Leach, Joey**


Fort Wayne Komets

Number **4**

Defenseman, shoots left, 6-4, 205 lbs. Born: Wadena, Saskatchewan 1/29/1992

| Season | Club | League | Regular Season | | | | | Playoffs | | | | |
|---------|-------------|--------|----------------|----|----|----|----|----------|---|---|----|----|
| | | | GP | G | A | TP | PM | GP | G | A | TP | PM |
| 2008-09 | Kootenay | WHL | 12 | 1 | 0 | 1 | 4 | 3 | 0 | 0 | 0 | 0 |
| 2009-10 | Kootenay | WHL | 70 | 3 | 23 | 26 | 77 | 6 | 1 | 0 | 1 | 16 |
| 2010-11 | Kootenay | WHL | 56 | 5 | 25 | 30 | 78 | 19 | 0 | 6 | 6 | 14 |
| 2011-12 | Kootenay | WHL | 72 | 12 | 31 | 43 | 88 | 4 | 1 | 0 | 1 | 8 |
| 2012-13 | Kootenay | WHL | 64 | 6 | 28 | 34 | 52 | 5 | 0 | 1 | 1 | 2 |
| 2013-14 | Oklahoma | AHL | 1 | 0 | 0 | 0 | 2 | — | — | — | — | — |
| | Oklahoma | AHL | 6 | 0 | 1 | 1 | 8 | — | — | — | — | — |
| | Bakersfield | ECHL | 59 | 0 | 8 | 8 | 66 | 16 | 0 | 2 | 2 | 25 |

Profile: 2010— Selected by Calgary in round 3 of the 2010 NHL Entry Draft after two seasons in the WHL with Kootenay. 2010-11— Helped Kootenay to the WHL Championship appearing in 19 playoff games. 2012-13— Completed a four-year juniors career with Kootenay and made his pro debut in the AHL with Oklahoma skating one game. 2013-14— Skated most of the season in the ECHL with Bakersfield and logged 16 playoff games with the Condors. Also appeared in six AHL games with Oklahoma. 2014-15— Participated in the Lake Erie AHL training camp before being assigned to Fort Wayne 10/6/14.

**Levine, Eric** (luh-VINE)

Fort Wayne Komets

Number **35**

Goal, catches left, 6-3, 181 lbs. Born: Wheeling, Illinois 10/8/1988

| Season | Club | League | Regular Season | | | | | | | Playoffs | | | | | | | |
|---------|--------------------|--------|----------------|----|----|---|------|----|----|----------|-----------------------------|---|---|------|------|----|-----|
| | | | GP | W | L | T | Mins | GA | SO | AVE | GP | W | L | Mins | GA | SO | AVE |
| 2007-08 | Pembroke | CJHL | 16 | 13 | 1 | 1 | 847 | 25 | 1 | 1.77 | 5 | — | — | — | 2.58 | — | — |
| 2008-09 | Hawkesbury | CJHL | 8 | 1 | 6 | 0 | 446 | 30 | 0 | 4.04 | — | — | — | — | — | — | — |
| | Pembroke | CJHL | 27 | 18 | 7 | 1 | 1604 | 62 | 4 | 2.32 | — | — | — | — | — | — | — |
| 2009-10 | Robert Morris Univ | CHA | 12 | 1 | 3 | 3 | 251 | 33 | 0 | 3.66 | — | — | — | — | — | — | — |
| 2010-11 | Robert Morris Univ | AHA | 13 | 4 | 3 | 3 | 675 | 27 | 0 | 2.40 | — | — | — | — | — | — | — |
| 2011-12 | Robert Morris Univ | AHA | 12 | 6 | 4 | 1 | 667 | 29 | 1 | 2.61 | — | — | — | — | — | — | — |
| 2012-13 | Robert Morris Univ | AHA | 35 | 19 | 12 | 4 | 2068 | 88 | 4 | 2.55 | — | — | — | — | — | — | — |
| 2013-14 | Peoria | SPHL | 23 | 11 | 8 | 4 | 1355 | 61 | 0 | 2.70 | — | — | — | — | — | — | — |
| | Allen | CHL | 5 | 0 | 0 | 0 | 62 | 8 | 0 | 7.77 | — | — | — | — | — | — | — |
| 2014-15 | Peoria | SPHL | 4 | 3 | 0 | 1 | 245 | 6 | 0 | 1.47 | (Through games of 11/15/14) | | | | | | |

Profile: 2007-08— Made his juniors debut winning the CJHL (Canadian Junior Hockey League) Championship with Pembroke. 2008-09— Collected his second straight CJHL Championship and was named to the CJHL First All-Star Team. 2009-10— Made his collegiate debut in the NCAA appearing in 12 games with Robert Morris University. 2012-13— Completed his fourth collegiate season with Robert Morris University. 2013-14— Made his pro debut splitting the season with Peoria (23 games) in the SPHL and Allen (five games) in the CHL. 2014-15— Participated in the Fort Wayne training camp before being released and joining Peoria SPHL. Appeared in four games with Peoria before being called up to Fort Wayne 11/17/14.

**Martin, James**

Fort Wayne Komets

Number **55**

Defense, shoots left, 6-2, 205 lbs. Born: Winnipeg, Manitoba 5/29/1991

| Season | Club | League | Regular Season | | | | | Playoffs | | | | |
|---------|---------------|--------|----------------|----|----|----|----|----------|---|---|----|----|
| | | | GP | G | A | TP | PM | GP | G | A | TP | PM |
| 2008-09 | Swift Current | WHL | 31 | 0 | 4 | 4 | 14 | — | — | — | — | — |
| | Kootenay | WHL | 25 | 0 | 0 | 0 | 25 | 4 | 0 | 0 | 0 | 4 |
| 2009-10 | Kootenay | WHL | 66 | 8 | 11 | 19 | 31 | 6 | 1 | 1 | 2 | 2 |
| 2010-11 | Kootenay | WHL | 65 | 11 | 18 | 29 | 68 | 19 | 0 | 6 | 6 | 21 |
| 2011-12 | Abbotsford | AHL | 28 | 2 | 1 | 3 | 23 | — | — | — | — | — |
| 2012-13 | Utah | ECHL | 44 | 3 | 10 | 13 | 54 | 4 | 0 | 0 | 0 | 2 |
| | Abbotsford | AHL | 5 | 0 | 1 | 1 | 7 | — | — | — | — | — |
| 2013-14 | Abbotsford | AHL | 2 | 0 | 0 | 0 | 2 | — | — | — | — | — |
| | Alaska | ECHL | 51 | 2 | 15 | 17 | 33 | 11 | 0 | 0 | 0 | 10 |

Profile: 2010-11— Capped four years of major juniors in the WHL (Western Hockey League) winning the WHL Championship with Kootenay. Finished his juniors career scoring 19 goals, 33 assists, 52 points and 138 penalty minutes in 189 games. 2011-12— Signed a three-year entry level contract with the NHL's Calgary Flames and assigned to Abbotsford AHL. Made his pro debut appearing in 28 AHL games with Abbotsford. 2012-13— Skated 44 games with Utah in the ECHL while logging five AHL games with Abbotsford. 2013-14— Skated 51 games with Alaska posting career highs of 15 assists and 17 points before helping the Aces to the ECHL Kelley Cup Championship. 2014-15— Participated in the Lake Erie AHL training camp. Added to the Fort Wayne roster 10/8/14. ECHL totals: 95gp, 5g, 25a, 30pts, 87pim.

2014-15 KOMETS PLAYER BIOS

**Meurs, Garrett** (MEERS)


Fort Wayne Komets

Number **23**

Right wing, shoots right, 6-0, 175 lbs. Born: Wingham, Ontario 1/12/1993

| Season | Club | League | Regular Season | | | | | Playoffs | | | | |
|---------|-----------|--------|----------------|----|----|----|----|----------------------------|---|---|----|----|
| | | | GP | G | A | TP | PM | GP | G | A | TP | PM |
| 2009-10 | Plymouth | OHL | 62 | 16 | 18 | 34 | 22 | 9 | 1 | 2 | 3 | 0 |
| 2010-11 | Plymouth | OHL | 68 | 10 | 30 | 40 | 61 | 11 | 1 | 2 | 3 | 8 |
| 2011-12 | Plymouth | OHL | 67 | 20 | 23 | 53 | 67 | — | — | — | — | — |
| 2012-13 | Plymouth | OHL | 68 | 32 | 33 | 65 | 66 | 15 | 7 | 7 | 14 | 22 |
| 2013-14 | Lake Erie | AHL | 64 | 6 | 8 | 14 | 74 | — | — | — | — | — |
| 2014-15 | Lake Erie | AHL | 3 | 0 | 0 | 0 | 0 | (Through games of 11/1/14) | | | | |

Profile: 2011— Selected by Colorado in round 5 of the 2011 NHL Entry Draft. 2012-13— Completed four years of juniors with Plymouth OHL, leading the Whalers with a juniors career high 65 points (32g, 33a) in 68 games. 2013-14— Signed an entry-level contract with Colorado on April 1, 2013. Made his pro debut appearing in 64 AHL games with Lake Erie. 2014-15— Skated three games with Lake Erie before being assigned to Fort Wayne 11/10/14.

**Nagle, Pat** (NAY-gull)


Fort Wayne Komets

Number **31**

Goal, catches left, 6-2, 185 lbs. Born: Bloomfield, Michigan 9/21/1987

| Regular Season | | | | | | | | | | | Playoffs | | | | | | |
|----------------|--------------|--------|----|----|----|---|------|-----|----|------|----------|---|---|------|----|----|------|
| Season | Club | League | GP | W | L | T | Mins | GA | SO | AVE | GP | W | L | Mins | GA | SO | AVE |
| 2006-07 | St. Louis | NAHL | 36 | 24 | 8 | 4 | 2136 | 81 | 1 | 2.28 | 11 | 9 | 1 | 662 | 26 | 0 | 2.36 |
| 2007-08 | Ferris State | CCHA | 16 | 8 | 7 | 0 | 867 | 38 | 1 | 2.63 | — | — | — | — | — | — | — |
| 2008-09 | Ferris State | CCHA | 22 | 7 | 11 | 3 | 1246 | 59 | 0 | 2.84 | — | — | — | — | — | — | — |
| 2009-10 | Ferris State | CCHA | 26 | 12 | 10 | 3 | 1496 | 53 | 1 | 2.13 | — | — | — | — | — | — | — |
| 2010-11 | Ferris State | CCHA | 37 | 18 | 14 | 5 | 2192 | 74 | 3 | 2.02 | — | — | — | — | — | — | — |
| 2011-12 | Florida | ECHL | 39 | 20 | 14 | 3 | 2234 | 107 | 1 | 2.87 | 6 | 4 | 1 | 338 | 8 | 2 | 1.42 |
| 2012-13 | Florida | ECHL | 31 | 14 | 9 | 3 | 1688 | 85 | 0 | 3.02 | — | — | — | — | — | — | — |
| | Syracuse | AHL | 2 | 0 | 1 | 0 | 97 | 6 | 0 | 3.70 | — | — | — | — | — | — | — |
| 2013-14 | Idaho | ECHL | 43 | 23 | 14 | 4 | 2530 | 115 | 1 | 2.73 | 3 | 1 | 1 | 159 | 9 | 0 | 3.40 |

Profile: 2006-07— Made the NAHL All-Rookie First Team and was named the NAHL Rookie of the Year after registering a 2.28 goals-against average and 24-8-4 record in 36 games with the St. Louis Bandits. Also named to the NAHL second All-Star Team. 2007-08— Made his college debut with Ferris State in the CCHA. 2010-11— Earned spots on the CCHA First All-Star Team and NCAA (West) First All-American Team in his fourth and final year with Ferris State. 2011-12— Made his pro debut appearing in 39 games with Florida in the ECHL posting a 2.87 goals-against average and 20-14-3 record. Appeared in six playoff games with the Everblades registering a 1.42 goals-against average and posting two shutouts en route to the ECHL Kelly Cup Championship. 2013-14— Spent the season with Idaho and ranked 12th in the ECHL with a 2.73 goals-against average and 23-14-4 record in 43 games. 2014-15— Agreed to terms and added to Fort Wayne preseason roster 7/21/14. Opened the season with a four-game win streak.

**Ouellet, Christian** (wuh-LET)

Fort Wayne Komets

Number **24**

Right wing, shoots right, 6-0, 195 lbs. Born: Alma, Quebec 8/28/1991

| Season | Club | League | Regular Season | | | | | Playoffs | | | | |
|---------|---------------|--------|----------------|----|----|----|----|----------|----|---|----|----|
| | | | GP | G | A | TP | PM | GP | G | A | TP | PM |
| 2008-09 | Gatineau | QMJHL | 51 | 4 | 15 | 15 | 13 | 10 | 3 | 2 | 5 | 4 |
| 2009-10 | Gatineau | QMJHL | 60 | 17 | 20 | 37 | 20 | 11 | 1 | 3 | 4 | 10 |
| 2010-11 | Gatineau | QMJHL | 56 | 15 | 27 | 42 | 19 | 23 | 11 | 7 | 18 | 25 |
| 2011-12 | Gatineau | QMJHL | 40 | 15 | 25 | 40 | 37 | — | — | — | — | — |
| | Chicoutimi | QMJHL | 28 | 10 | 18 | 28 | 20 | 18 | 13 | 5 | 18 | 16 |
| 2012-13 | Gwinnett | ECHL | 31 | 8 | 4 | 12 | 14 | — | — | — | — | — |
| | San Francisco | ECHL | 35 | 9 | 16 | 25 | 32 | 5 | 0 | 3 | 3 | 6 |
| 2013-14 | San Francisco | ECHL | 4 | 0 | 0 | 0 | 2 | — | — | — | — | — |
| | Elmira | ECHL | 19 | 3 | 7 | 10 | 6 | — | — | — | — | — |
| | Fort Wayne | ECHL | 33 | 7 | 8 | 15 | 8 | 11 | 3 | 1 | 4 | 12 |

Profile: 2011-12— Completed juniors career splitting the season between Gatineau and Chicoutimi in the QMJHL, posting career highs of 25 goals, 43 assists and 68 points. 2012-13— Made his pro debut sharing the season with Gwinnett and San Francisco in the ECHL. 2013-14— Started the season appearing in four games with San Francisco before being acquired by Elmira where he appeared in 19 games before being traded to Fort Wayne 1/6/14. Skated his 100th career game 1/31/14 vs Elmira. Placed on 21-day I.R. 2/22/14. Returned to action 3/16/14. Scored his first pro playoff goal, the game winner, 4/25/14 vs Reading. 2014-15— Re-signed with Fort Wayne 7/21/14. Placed on injured reserve 10/15/14. Activated from IR and made his season debut 11/8/14 dishing three assists in a 7-6 Fort Wayne win at Reading.

2014-15 KOMETS PLAYER BIOS

**Petryk, Reid**


Fort Wayne Komets

Number **7**

Left wing, shoots right, 6-1, 200 lbs. Born: Edmonton, Alberta 2/2/1993

| Season | Club | League | Regular Season | | | | | Playoffs | | | | |
|---------|--------------|--------|----------------|----|----|----|----|----------|---|---|----|----|
| | | | GP | G | A | TP | PM | GP | G | A | TP | PM |
| 2009-10 | Medicine Hat | WHL | 45 | 1 | 6 | 7 | 4 | — | — | — | — | — |
| 2010-11 | Medicine Hat | WHL | 68 | 13 | 5 | 18 | 34 | 15 | 1 | 3 | 4 | 8 |
| 2011-12 | Medicine Hat | WHL | 43 | 7 | 12 | 19 | 56 | — | — | — | — | — |
| | Everett | WHL | 32 | 11 | 9 | 20 | 34 | 4 | 0 | 1 | 1 | 0 |
| 2012-13 | Everett | WHL | 70 | 16 | 24 | 40 | 61 | 6 | 3 | 2 | 5 | 4 |
| | Lake Erie | AHL | 2 | 0 | 0 | 0 | 2 | — | — | — | — | — |
| 2013-14 | Everett | WHL | 1 | 0 | 0 | 0 | 5 | — | — | — | — | — |
| | Edmonton | WHL | 62 | 17 | 39 | 56 | 51 | 17 | 2 | 7 | 9 | 16 |

Profile: 2012-13— Made his pro debut appearing in 2 AHL games with Lake Erie. 2013-14— Completed a five-year juniors career as a member of the Edmonton Oil Kings (WHL) collecting the Memorial Cup Championship and Western Hockey League Ed Chynoweth Cup Championship. Logged juniors career highs of 17 goals, 39 assists and 56 points in 62 games. Assigned to Fort Wayne from Lake Erie 10/23/14.

**Pistilli, Matthew** (pis-TILL-ee)

Fort Wayne Komets

Number **36**

Right wing, shoots right, 6-2, 219 lbs. Born: Montreal, Quebec 10/17/1988

| Season | Club | League | Regular Season | | | | | Playoffs | | | | |
|---------|----------------|--------|----------------|----|----|----|----|----------|----|----|----|----|
| | | | GP | G | A | TP | PM | GP | G | A | TP | PM |
| 2004-05 | Shawinigan | QMJHL | 2 | 1 | 1 | 2 | 6 | — | — | — | — | — |
| 2005-06 | Shawinigan | QMJHL | 34 | 5 | 5 | 10 | 20 | — | — | — | — | — |
| | Gatineau | QMJHL | 32 | 10 | 13 | 23 | 16 | 17 | 2 | 2 | 4 | 8 |
| 2006-07 | Gatineau | QMJHL | 65 | 22 | 29 | 51 | 44 | 5 | 1 | 1 | 2 | 8 |
| 2007-08 | Gatineau | QMJHL | 63 | 37 | 56 | 93 | 51 | 19 | 11 | 17 | 28 | 14 |
| 2008-09 | Shawinigan | QMJHL | 63 | 45 | 41 | 86 | 37 | 21 | 13 | 7 | 20 | 4 |
| 2009-10 | Florida | ECHL | 11 | 2 | 2 | 4 | 4 | 8 | 3 | 6 | 9 | 2 |
| | Albany | AHL | 41 | 5 | 3 | 8 | 10 | — | — | — | — | — |
| 2010-11 | Florida | ECHL | 27 | 15 | 16 | 31 | 12 | — | — | — | — | — |
| | Charlotte | AHL | 50 | 8 | 11 | 19 | 15 | 5 | 0 | 1 | 1 | 0 |
| 2011-12 | Charlotte | AHL | 73 | 12 | 13 | 25 | 24 | — | — | — | — | — |
| 2012-13 | South Carolina | ECHL | 35 | 8 | 15 | 23 | 21 | — | — | — | — | — |
| | Florida | ECHL | 39 | 17 | 34 | 51 | 26 | 13 | 4 | 6 | 10 | 2 |
| | Charlotte | AHL | 3 | 0 | 0 | 0 | 0 | — | — | — | — | — |
| | Bridgeport | AHL | 13 | 1 | 3 | 4 | 0 | — | — | — | — | — |
| 2013-14 | Florida | ECHL | 31 | 17 | 23 | 40 | 30 | — | — | — | — | — |
| | Charlotte | AHL | 21 | 4 | 7 | 11 | 13 | — | — | — | — | — |

Profile: 2007-08— Ranked third in the QMJHL with 56 assists and ranked seventh with 93 points for a career juniors year before helping to lead Gatineau in the playoffs to the 2008 QMJHL championship with 11 goals and 28 points in 19 post-season games.

2008-09— Completed his fourth full year in the QMJHL leading Shawinigan with 45 goals and ranked seventh in the league with 86 points. Helped Shawinigan to the finals scoring 13 goals and 20 points in 21 playoff games. Received the QMJHL Humanitarian of the Year Award. Signed a three-year entry level contract with the Carolina Hurricanes NHL as an undrafted free agent 5/20/09.

2009-10— Began his pro career skating 11 games with Florida in the ECHL and made his AHL debut with Albany posting five goals and eight points in 41 games. Made his pro playoff debut scoring three goals and nine points in eight games with Florida.

2010-11— Split the year with Florida ECHL (27 games) and Charlotte AHL (50 games).

2011-12— Spent the entire season with Charlotte scoring 12 goals and 25 points in 73 AHL games.


2012-13— Split the season in the ECHL with South Carolina and Florida and set pro career highs of 25 goals, 49 assists and 74 points (5th in the ECHL) in 74 total games. Also logged three AHL games with Charlotte.

2013-14— Completed his fifth pro year sharing time with Charlotte and Bridgeport in the AHL while also appearing in 31 ECHL games with Florida (17g, 23a, 40pts).

2014-15— Participated in the Lake Erie AHL training camp. Released and added to the Fort Wayne roster 10/7/14. Named ECHL Player of the Week for the period of Oct. 20-26 (3gp, 2g, 3a, +4).

ECHL totals: 143gp, 59g, 90a, 149pts, 93pim. AHL totals: 201gp, 30g, 37a, 67pts, 62pim.

2014-15 KOMETS PLAYER BIOS

**Schrock, Kaleigh**

Fort Wayne Komets

Number **79**

Right wing, shoots right, 5-11, 190 lbs. Born: Fort Wayne, IN 10/17/1984

| Season | Club | League | Regular Season | | | | | Playoffs | | | | |
|---------|--------------------|----------|----------------|----|----|----|-----|----------|---|---|----|----|
| | | | GP | G | A | TP | PM | GP | G | A | TP | PM |
| 2005-06 | Neumann University | NCAA III | 22 | 3 | 5 | 8 | 46 | — | — | — | — | — |
| 2006-07 | Neumann University | NCAA III | 19 | 3 | 2 | 5 | 18 | — | — | — | — | — |
| 2007-08 | Neumann University | NCAA III | 26 | 2 | 4 | 6 | 28 | — | — | — | — | — |
| 2008-09 | Neumann University | NCAA III | 26 | 4 | 4 | 8 | 18 | — | — | — | — | — |
| 2009-10 | Fort Wayne | IHL | 76 | 20 | 11 | 31 | 168 | 12 | 2 | 2 | 4 | 10 |
| 2010-11 | Fort Wayne | CHL | 60 | 15 | 10 | 25 | 142 | 7 | 4 | 1 | 5 | 5 |
| 2011-12 | Fort Wayne | CHL | 66 | 12 | 22 | 34 | 150 | 18 | 6 | 3 | 9 | 29 |
| 2012-13 | Fort Wayne | ECHL | 69 | 10 | 10 | 20 | 168 | — | — | — | — | — |
| 2013-14 | Fort Wayne | ECHL | 68 | 5 | 8 | 13 | 158 | 11 | 2 | 0 | 2 | 11 |

Profile: Fort Wayne native. 2008-09—Won the 2009 Division III Men's Ice Hockey NCAA Title in his fourth season at Neumann University. 2009-10—Made his pro debut with the Komets IHL scoring 20 goals and 31 points appearing in all 76 regular season games before collecting the IHL Turner Cup Championship. Named Komets' Mr. Hustle Award and Rookie of the Year for 2009-10. 2010-11- Received the Komets Wiegmann Family True Komet Award and was honored with the Komets Mr. Hustle Award for the second straight year. 2011-12—Passed a career high 22 assists and 34 points and was one of the Komet Ironmen appearing in all 66 games before skating all 18 post season games en route to the CHL Presidents' Cup, his second league championship with the Komets. Awarded the Komets "Mr. Hustle" award for the third straight season. 2012-13— Netted his second career hat trick and scored his first career shootout goal 3/16/13 vs Greenville, 4-3 shootout win. 2013-14— His fifth pro year. Agreed to terms with the Komets for his fifth consecutive year 7/9/13. Skated his 300th pro and Fort Wayne career game (regular season) 1/3/14 at Evansville. Appointed captain and led the Komets with 158 penalty minutes. Named the winner of the 2013-14 "True Komet" Award. 2014-15— Re-signed with Fort Wayne for his sixth consecutive season 6/30/14.

**Severyn, C.J.** (SEV-rin)

Fort Wayne Komets

Number **22**

Left wing, shoots left, 6-1, 185 lbs. Born: Beaver, PA 6/2/1989

| Season | Club | League | Regular Season | | | | | Playoffs | | | | |
|---------|-----------------------|--------|----------------|----|----|----|-----|----------|---|---|----|----|
| | | | GP | G | A | TP | PM | GP | G | A | TP | PM |
| 2005-06 | US Nat'l U18 Team | NAHL | 32 | 2 | 13 | 15 | 77 | 12 | 1 | 0 | 1 | 12 |
| | USA U17 | WHC-17 | 6 | 1 | 1 | 2 | 4 | — | — | — | — | — |
| 2006-07 | US Nat'l U18 Team | NAHL | 15 | 0 | 3 | 3 | 3 | 22 | — | — | — | — |
| | USA U18 | WJC-18 | 7 | 2 | 1 | 3 | 4 | — | — | — | — | — |
| 2007-08 | Ohio State University | CCHA | 32 | 0 | 2 | 2 | 20 | — | — | — | — | — |
| 2008-09 | Ohio State University | CCHA | 33 | 9 | 3 | 12 | 24 | — | — | — | — | — |
| 2009-10 | Ohio State University | CCHA | 38 | 9 | 6 | 15 | 40 | — | — | — | — | — |
| 2010-11 | Ohio State University | CCHA | 37 | 7 | 5 | 12 | 53 | — | — | — | — | — |
| 2011-12 | Utah | ECHL | 48 | 5 | 10 | 15 | 115 | 1 | 0 | 0 | 0 | 0 |
| 2012-13 | Orlando | ECHL | 62 | 22 | 22 | 44 | 108 | — | — | — | — | — |
| | Charlotte | AHL | 6 | 0 | 0 | 0 | 0 | — | — | — | — | — |
| 2013-14 | Orlando | ECHL | 43 | 11 | 23 | 34 | 100 | 4 | 1 | 0 | 1 | 2 |
| | Wilkes-Barre Scrant | AHL | 4 | 0 | 0 | 0 | 4 | — | — | — | — | — |
| | Utica | AHL | 2 | 0 | 0 | 0 | 0 | — | — | — | — | — |

Profile: 2005-06— Led US National U18 team with 77 penalty minutes and ranked third with 13 assists while registering 15 points in 32 games. Took the Silver Medal in the WHC (World Hockey Challenge) with U17 Team USA. 2006-07— Earned the Silver Medal in the WJC (World Junior Championship) with U18 Team USA. Selected by Calgary in round seven of the 2007 NHL Entry Draft. 2007-08— Started a four-year college career with Ohio State CCHA where he amassed Buckeye totals of 25 goals, 16 assists, 41 points and 137 penalty minutes in 140 games. 2011-12— Made his pro debut with Utah in the ECHL logging five goals, 15 points and 115 penalty minutes in 48 games. 2012-13— Joined Orlando and ranked second with the Solar Bears with career highs of 22 goals and 44 points in 62 games. Named Orlando's MVP for their inaugural ECHL season and was named to the ECHL All-Star Team. Also made his AHL debut appearing in six games with Charlotte. 2013-14— Completed his third pro year scoring 11 goals and 34 points in 43 games during his second season with Orlando. Also skated six AHL games, four with Wilkes-Barre Scranton and two with Utica. 2014-15— Rights obtained by Alaska from Orlando during summer. Subsequently traded to Fort Wayne in exchange for future considerations and added to Komets' preseason roster 8/26/14. Enters his fourth pro year with ECHL totals of 38 goals, 55 assists, 93 points and 323 penalty minutes in 153 games. Participated in the Lake Erie training camp. Added to the Fort Wayne roster 10/8/14.

2014-15 KOMETS PLAYER BIOS

**Sol, Cody** (sole)

Fort Wayne Komets

Number **44**

Defense, shoots left, 6-5, 242 lbs. Born: Woodstock, Ontario 2/11/1991

| Season | Club | League | Regular Season | | | | | Playoffs | | | | |
|---------|------------|--------|----------------|----|----|----|-----|----------|---|---|----|----|
| | | | GP | G | A | TP | PM | GP | G | A | TP | PM |
| 2007-08 | Saginaw | OHL | 12 | 0 | 0 | 0 | 4 | 1 | 0 | 0 | 0 | 0 |
| 2008-09 | Saginaw | OHL | 66 | 1 | 6 | 7 | 128 | 8 | 0 | 0 | 0 | 0 |
| 2009-10 | Saginaw | OHL | 55 | 7 | 8 | 15 | 151 | 6 | 0 | 0 | 0 | 8 |
| | Chicago | AHL | 1 | 0 | 0 | 0 | 0 | — | — | — | — | — |
| 2010-11 | Kitchener | OHL | 60 | 4 | 13 | 17 | 114 | 7 | 0 | 3 | 3 | 10 |
| 2011-12 | Kitchener | OHL | 62 | 15 | 23 | 38 | 178 | 16 | 4 | 8 | 12 | 29 |
| 2012-13 | Colorado | ECHL | 25 | 5 | 3 | 8 | 109 | — | — | — | — | — |
| | St. John's | AHL | 26 | 1 | 3 | 4 | 63 | — | — | — | — | — |
| 2013-14 | St. John's | AHL | 1 | 0 | 0 | 0 | 0 | — | — | — | — | — |
| | Ontario | ECHL | 65 | 6 | 10 | 16 | 121 | 4 | 0 | 2 | 2 | 6 |

Profile: 2007-08— Made his juniors debut in the OHL appearing in 12 games with the Saginaw Spirit. 2009-10— Selected by Atlanta in round 5 of the 2009 NHL Entry Draft. Made his pro debut appearing in one game with Chicago of the AHL. 2011-12— Completed his 5-year juniors career in the OHL leading Kitchener defensemen with 15 goals and 178 penalty minutes. 2012-13— Split the season skating 26 AHL games with St. John's and 25 with Colorado in the ECHL. 2013-14— Posted a career high six goals, 10 assists, 16 points and 121 penalty minutes with Ontario. 2014-15— Participated in Lake Erie's AHL training camp. Released and added to the Fort Wayne roster 10/6/14.

**Szydlowski, Shawn**

Fort Wayne Komets

Number **27**

Right wing, shoots right, 6-0, 208 lbs. Born: St. Clair Shores, Michigan 8/5/1990

| Season | Club | League | Regular Season | | | | | Playoffs | | | | |
|---------|------------|--------|----------------|----|----|----|----|----------|---|---|----|----|
| | | | GP | G | A | TP | PM | GP | G | A | TP | PM |
| 2007-08 | Erie | OHL | 66 | 9 | 16 | 25 | 57 | — | — | — | — | — |
| 2008-09 | Erie | OHL | 61 | 23 | 23 | 46 | 80 | 5 | 3 | 0 | 3 | 14 |
| 2009-10 | Erie | OHL | 65 | 21 | 27 | 48 | 90 | 4 | 1 | 4 | 5 | 2 |
| 2010-11 | Erie | OHL | 66 | 41 | 37 | 78 | 79 | 7 | 2 | 5 | 7 | 14 |
| | Portland | AHL | 2 | 0 | 0 | 0 | 0 | — | — | — | — | — |
| 2011-12 | Rochester | AHL | 53 | 0 | 8 | 8 | 21 | — | — | — | — | — |
| | Gwinnett | ECHL | 6 | 1 | 2 | 3 | 0 | — | — | — | — | — |
| 2012-13 | Rochester | AHL | 7 | 0 | 0 | 0 | 0 | — | — | — | — | — |
| | Fort Worth | CHL | 45 | 10 | 16 | 26 | 41 | 7 | 2 | 4 | 6 | 12 |
| 2013-14 | Fort Wayne | ECHL | 63 | 11 | 15 | 26 | 46 | 11 | 6 | 5 | 11 | 4 |

Profile: 2010-11— Completed four years of OHL play with the Erie Otters and made his pro debut appearing in two AHL games with Portland. Signed a three-year, entry level NHL contract with the Buffalo Sabres as an undrafted free agent 4/8/2011. 2011-12— Skated 53 AHL games in his rookie season with Rochester and made his ECHL debut playing six games with Gwinnett. 2012-13— Played the majority of the season in the CHL with the Fort Worth Brahmas (45 gp) and also skated seven games with Rochester. 2013-14— Assigned to Fort Wayne by Rochester 10/23/13. Set career high of 11 goals 4/4/14 at Toledo. Matched his career high of 26 points in a season with an assist 4/12/14 vs Toledo. Finished with career year highs of 11 goals and 26 points (tied). Named Komets' 2013-14 Most Improved Player. Led Komets in playoffs with six goals, five assists (tied) and 11 points. 2014-15— Agreed to terms and re-signed with Fort Wayne 7/29/14. 2014-15— Participated in the Lake Erie AHL training camp. Released and added to the Fort Wayne roster 10/8/14.

**Tam, Mikael** (Michael Tam)

Fort Wayne Komets

Number **52**

Defense, shoots left, 5-11, 205 lbs. Born: Quebec City, Quebec 4/26/1991

| Season | Club | League | Regular Season | | | | | Playoffs | | | | |
|---------|---------------|--------|----------------|----|----|----|-----|----------|---|---|----|----|
| | | | GP | G | A | TP | PM | GP | G | A | TP | PM |
| 2007-08 | Quebec | QMJHL | 64 | 1 | 10 | 11 | 106 | 11 | 0 | 4 | 4 | 21 |
| 2008-09 | Quebec | QMJHL | 68 | 8 | 10 | 18 | 101 | 17 | 4 | 6 | 10 | 14 |
| 2009-10 | Quebec | QMJHL | 50 | 10 | 13 | 23 | 51 | 9 | 3 | 3 | 6 | 8 |
| 2010-11 | Quebec | QMJHL | 68 | 19 | 26 | 45 | 90 | 18 | 3 | 5 | 8 | 30 |
| 2011-12 | Quebec | QMJHL | 68 | 15 | 28 | 43 | 106 | 11 | 1 | 4 | 5 | 21 |
| 2012-13 | San Francisco | ECHL | 37 | 3 | 9 | 12 | 75 | 5 | 0 | 0 | 0 | 8 |
| | Worcester | AHL | 19 | 0 | 1 | 1 | 31 | — | — | — | — | — |
| 2013-14 | Lake Erie | AHL | 34 | 1 | 5 | 6 | 67 | — | — | — | — | — |
| | Denver | CHL | 14 | 2 | 7 | 9 | 16 | 14 | 3 | 3 | 6 | 14 |

Profile: 2011-12— Completed five seasons of juniors with the Quebec Remparts of the QMJHL under head coach Patrick Roy. Led Quebec with 106 penalty minutes and led the Remparts defensemen with 15 goals. Appeared in the playoffs each of his five seasons in the juniors, registering QMJHL totals of 11 goals, 22 assists and 33 points in 66 post-season games. 2012-13— Made his pro debut appearing in 37 ECHL games with San Francisco. Also skated 19 AHL games with Worcester. 2013-14— Shared the season with Lake Erie AHL (34 games) and Denver CHL (14 games). Helped Denver to the CHL Finals scoring three goals and six points in 14 playoff games. Participated in the Hartford AHL training camp. Released and added to the Fort Wayne roster 10/6/14.

2013-14 SEASON REVIEW

ECHL 2013-14 FINAL STANDINGS

EASTERN

| ATLANTIC | GP | W | L | OTL | SOL | PTS | PCT | GF | GA | PIM | HOME | ROAD | LAST TEN | STREAK | S/O |
|---------------|----|----|----|-----|-----|-----|-------|-----|-----|------|-----------|-----------|----------|---------|-----|
| 1. xy Reading | 72 | 46 | 22 | 2 | 2 | 96 | 0.667 | 229 | 182 | 927 | 24-10-1-1 | 22-12-1-1 | 7-2-0-1 | 1-0-0-0 | 5-2 |
| 2. x Wheeling | 72 | 39 | 27 | 1 | 5 | 84 | 0.583 | 216 | 196 | 1219 | 21-12-0-3 | 18-15-1-2 | 7-3-0-0 | 1-0-0-0 | 3-5 |
| 3. Elmira | 72 | 24 | 40 | 3 | 5 | 56 | 0.389 | 176 | 252 | 1026 | 13-20-1-2 | 11-20-2-3 | 2-8-0-0 | 0-2-0-0 | 1-5 |

| NORTH | GP | W | L | OTL | SOL | PTS | PCT | GF | GA | PIM | HOME | ROAD | LAST TEN | STREAK | S/O |
|-----------------|----|----|----|-----|-----|-----|-------|-----|-----|------|-----------|-----------|----------|---------|-----|
| 1. xy Kalamazoo | 72 | 42 | 22 | 3 | 5 | 92 | 0.639 | 224 | 197 | 1185 | 22-8-3-3 | 20-14-0-2 | 4-3-1-2 | 2-0-1-0 | 4-5 |
| 2. x Cincinnati | 72 | 41 | 23 | 4 | 4 | 90 | 0.625 | 247 | 204 | 839 | 17-14-3-2 | 24-9-1-2 | 6-2-2-0 | 1-0-0-0 | 7-4 |
| 3. x Fort Wayne | 72 | 36 | 24 | 7 | 5 | 84 | 0.583 | 215 | 215 | 954 | 16-11-5-4 | 20-13-2-1 | 7-2-1-0 | 3-0-0-0 | 3-5 |
| 4. Evansville | 72 | 31 | 30 | 4 | 7 | 73 | 0.507 | 226 | 237 | 1059 | 20-12-2-2 | 11-18-2-5 | 4-5-1-0 | 1-0-0-0 | 4-7 |
| 5. Toledo | 72 | 21 | 44 | 4 | 3 | 49 | 0.340 | 193 | 268 | 1020 | 11-23-1-1 | 10-21-3-2 | 2-6-1-1 | 0-5-1-1 | 3-3 |

| SOUTH | GP | W | L | OTL | SOL | PTS | PCT | GF | GA | PIM | HOME | ROAD | LAST TEN | STREAK | S/O |
|----------------------|----|----|----|-----|-----|-----|-------|-----|-----|------|-----------|-----------|----------|---------|-----|
| 1. xy South Carolina | 72 | 43 | 23 | 2 | 4 | 92 | 0.639 | 197 | 173 | 885 | 22-11-2-1 | 21-12-0-3 | 5-4-0-1 | 3-0-0-0 | 7-4 |
| 2. x Orlando | 72 | 43 | 24 | 2 | 3 | 91 | 0.632 | 225 | 219 | 1185 | 24-9-2-1 | 19-15-0-2 | 6-3-0-1 | 3-0-0-1 | 4-3 |
| 3. x Greenville | 72 | 39 | 27 | 2 | 4 | 84 | 0.583 | 220 | 208 | 1009 | 22-12-1-1 | 17-15-1-3 | 4-5-0-1 | 0-3-0-1 | 5-4 |
| 4. Florida | 72 | 37 | 27 | 3 | 5 | 82 | 0.569 | 240 | 222 | 1090 | 16-13-3-4 | 21-14-0-1 | 6-3-0-1 | 3-0-0-0 | 6-5 |
| 5. Gwinnett | 72 | 29 | 38 | 3 | 2 | 63 | 0.438 | 203 | 227 | 883 | 17-17-0-2 | 12-21-3-0 | 4-6-0-0 | 1-0-0-0 | 3-2 |

WESTERN

| MOUNTAIN | GP | W | L | OTL | SOL | PTS | PCT | GF | GA | PIM | HOME | ROAD | LAST TEN | STREAK | S/O |
|---------------|----|----|----|-----|-----|-----|-------|-----|-----|------|-----------|-----------|----------|---------|-----|
| 1. xyz Alaska | 71 | 45 | 19 | 3 | 4 | 97 | 0.683 | 243 | 164 | 989 | 26-8-0-2 | 19-11-3-2 | 6-2-1-1 | 0-1-0-0 | 3-4 |
| 2. x Utah | 71 | 38 | 24 | 3 | 6 | 85 | 0.599 | 187 | 173 | 1329 | 23-6-2-5 | 15-18-1-1 | 6-3-0-1 | 2-0-0-1 | 7-6 |
| 3. x Idaho | 72 | 39 | 26 | 3 | 4 | 85 | 0.590 | 223 | 212 | 1418 | 21-11-1-3 | 18-15-2-1 | 7-3-0-0 | 1-0-0-0 | 6-4 |
| 4. x Colorado | 71 | 33 | 26 | 7 | 5 | 78 | 0.549 | 211 | 218 | 1158 | 19-12-2-3 | 14-14-5-2 | 4-5-0-1 | 1-0-0-0 | 3-5 |

| PACIFIC | GP | W | L | OTL | SOL | PTS | PCT | GF | GA | PIM | HOME | ROAD | LAST TEN | STREAK | S/O |
|------------------|----|----|----|-----|-----|-----|-------|-----|-----|------|-----------|-----------|----------|---------|-----|
| 1. xy Ontario | 71 | 44 | 20 | 3 | 4 | 95 | 0.669 | 215 | 191 | 1305 | 21-11-2-2 | 23-9-1-2 | 5-3-1-1 | 0-1-0-0 | 5-4 |
| 2. x Bakersfield | 72 | 36 | 30 | 2 | 4 | 78 | 0.542 | 197 | 202 | 1184 | 20-13-1-2 | 16-17-1-2 | 6-3-0-1 | 0-1-0-0 | 3-4 |
| 3. x Stockton | 72 | 33 | 31 | 2 | 6 | 74 | 0.514 | 224 | 235 | 1327 | 18-14-1-3 | 15-17-1-3 | 4-4-2-0 | 1-0-1-0 | 2-6 |
| 4. x Las Vegas | 72 | 20 | 44 | 4 | 4 | 48 | 0.333 | 174 | 248 | 1128 | 8-25-1-2 | 12-19-3-2 | 3-6-0-1 | 1-0-0-0 | 4-4 |

* - division leader

x - clinched playoff berth

y - clinched conference title

2013-14 SEASON REVIEW

Fort Wayne Komets 2013-14 Regular Season Team Statistics -Final-

| No. | PLAYER | POS | GP | G | A | PTS | +/- | PIM | PP | PPA | SHG | SHA | GW | FG | IG | OT | UA | EN | SOG | SOA | SGW | SO% | SH | SH% |
|-----|-------------------------------|-----|----|-----|-----|-----|-----|-----|----|-----|-----|-----|----|----|----|----|----|----|-----|-----|-----|-------|------|-------|
| 13 | Brandon Marino | RW | 72 | 30 | 58 | 88 | 1 | 28 | 7 | 14 | 0 | 2 | 6 | 4 | 4 | 1 | 2 | 1 | 3 | 7 | 0 | 0.429 | 212 | 14.2 |
| 61 | Chris Auger | LW | 68 | 29 | 26 | 55 | 14 | 23 | 3 | 8 | 2 | 1 | 5 | 8 | 4 | 0 | 1 | 2 | 0 | 5 | 0 | 0.000 | 203 | 14.3 |
| 15 | Mike Embach (total) | LW | 68 | 28 | 25 | 53 | 5 | 60 | 4 | 5 | 1 | 0 | 5 | 4 | 2 | 1 | 2 | 2 | 2 | 5 | 1 | 0.400 | 182 | 15.4 |
| | CIN | LW | 5 | 0 | 2 | 2 | -5 | 6 | 0 | 0 | 0 | 0 | 0 | 0 | 0 | 0 | 0 | 0 | 0 | 0 | 0 | 0.000 | 5 | 0.0 |
| | GWT | LW | 11 | 6 | 4 | 10 | -1 | 8 | 1 | 1 | 0 | 0 | 1 | 1 | 0 | 0 | 1 | 0 | 0 | 1 | 0 | 0.000 | 26 | 23.1 |
| | FW | LW | 52 | 22 | 19 | 41 | 1 | 46 | 3 | 4 | 1 | 0 | 4 | 3 | 2 | 1 | 1 | 2 | 2 | 4 | 1 | 0.500 | 151 | 14.6 |
| 9 | * Scott Fleming | C | 62 | 16 | 33 | 49 | 14 | 38 | 1 | 7 | 1 | 0 | 1 | 6 | 1 | 0 | 0 | 0 | 0 | 0 | 0 | 0.000 | 190 | 8.4 |
| 39 | Aaron Clarke (total) | LW | 66 | 24 | 21 | 45 | -8 | 39 | 4 | 6 | 2 | 0 | 4 | 4 | 1 | 0 | 1 | 1 | 0 | 2 | 0 | 0.000 | 130 | 18.5 |
| | KAL | LW | 25 | 4 | 5 | 9 | 2 | 11 | 0 | 1 | 1 | 0 | 2 | 2 | 0 | 0 | 0 | 0 | 0 | 0 | 0 | 0.000 | 39 | 10.3 |
| | TOL | LW | 26 | 13 | 6 | 19 | -6 | 24 | 3 | 2 | 0 | 0 | 2 | 2 | 0 | 0 | 1 | 0 | 0 | 1 | 0 | 0.000 | 50 | 26.0 |
| | FW | LW | 15 | 7 | 10 | 17 | -4 | 4 | 1 | 3 | 1 | 0 | 0 | 0 | 1 | 0 | 0 | 1 | 0 | 1 | 0 | 0.000 | 41 | 17.1 |
| 94 | x Dean Ouellet (total) | C | 54 | 11 | 29 | 40 | -3 | 32 | 1 | 6 | 0 | 0 | 1 | 3 | 0 | 1 | 0 | 0 | 5 | 7 | 1 | 0.714 | 129 | 8.5 |
| | SF | C | 38 | 10 | 20 | 30 | -4 | 24 | 1 | 5 | 0 | 0 | 1 | 2 | 0 | 1 | 0 | 0 | 3 | 5 | 0 | 0.600 | 94 | 10.6 |
| | FW | C | 16 | 1 | 9 | 10 | 1 | 8 | 0 | 1 | 0 | 0 | 0 | 1 | 0 | 0 | 0 | 0 | 2 | 2 | 1 | 1.000 | 35 | 2.9 |
| 10 | Jordan Southorn (total) | D | 56 | 13 | 23 | 36 | 5 | 47 | 7 | 6 | 0 | 0 | 1 | 3 | 0 | 0 | 0 | 0 | 0 | 3 | 0 | 0.000 | 141 | 9.2 |
| | ELM | D | 3 | 1 | 3 | 4 | 0 | 7 | 1 | 1 | 0 | 0 | 0 | 1 | 0 | 0 | 0 | 0 | 0 | 0 | 0 | 0.000 | 5 | 20.0 |
| | FW | D | 53 | 12 | 20 | 32 | 5 | 40 | 6 | 5 | 0 | 0 | 1 | 2 | 0 | 0 | 0 | 0 | 0 | 3 | 0 | 0.000 | 136 | 8.8 |
| 7 | Matt Carter (total) | LW | 60 | 18 | 14 | 32 | -12 | 40 | 3 | 3 | 0 | 0 | 5 | 1 | 0 | 0 | 0 | 0 | 2 | 6 | 0 | 0.333 | 195 | 9.2 |
| | ELM | LW | 29 | 9 | 6 | 15 | -19 | 24 | 3 | 2 | 0 | 0 | 1 | 1 | 0 | 0 | 0 | 0 | 2 | 3 | 0 | 0.667 | 97 | 9.3 |
| | FW | LW | 31 | 9 | 8 | 17 | 7 | 16 | 0 | 1 | 0 | 0 | 4 | 0 | 0 | 0 | 0 | 0 | 0 | 3 | 0 | 0.000 | 98 | 9.2 |
| 17 | Jace Coyle | D | 63 | 8 | 23 | 31 | -15 | 43 | 4 | 8 | 0 | 0 | 2 | 2 | 1 | 0 | 0 | 0 | 0 | 0 | 0 | 0.000 | 174 | 4.6 |
| 4 | Simon Danis-Pepin | D | 60 | 6 | 21 | 27 | 12 | 92 | 2 | 6 | 0 | 3 | 0 | 1 | 1 | 0 | 0 | 0 | 1 | 4 | 0 | 0.250 | 101 | 5.9 |
| 14 | x Mickey Lang | F | 24 | 17 | 9 | 26 | -6 | 26 | 5 | 2 | 2 | 0 | 3 | 4 | 2 | 1 | 1 | 0 | 2 | 4 | 0 | 0.500 | 95 | 17.9 |
| 27 | Shawn Szydlowski | RW | 63 | 11 | 15 | 26 | -8 | 46 | 3 | 5 | 0 | 0 | 2 | 4 | 0 | 0 | 1 | 0 | 2 | 3 | 0 | 0.667 | 120 | 9.2 |
| 52 | Christian Ouellet (total) | RW | 56 | 10 | 15 | 25 | -12 | 16 | 2 | 2 | 0 | 0 | 2 | 1 | 0 | 0 | 2 | 0 | 0 | 2 | 0 | 0.000 | 110 | 9.1 |
| | SF | RW | 4 | 0 | 0 | 0 | -5 | 2 | 0 | 0 | 0 | 0 | 0 | 0 | 0 | 0 | 0 | 0 | 0 | 0 | 0 | 0.000 | 3 | 0.0 |
| | ELM | RW | 19 | 3 | 7 | 10 | -5 | 6 | 1 | 2 | 0 | 0 | 1 | 1 | 0 | 0 | 0 | 0 | 0 | 1 | 0 | 0.000 | 32 | 9.4 |
| | FW | RW | 33 | 7 | 8 | 15 | -2 | 8 | 1 | 0 | 0 | 0 | 1 | 0 | 0 | 0 | 2 | 0 | 0 | 1 | 0 | 0.000 | 75 | 9.3 |
| 55 | *x Mitch Bruijsten (total) | F | 35 | 7 | 16 | 23 | -2 | 6 | 1 | 2 | 0 | 0 | 1 | 0 | 0 | 0 | 1 | 1 | 2 | 3 | 0 | 0.667 | 69 | 10.1 |
| | STK | F | 26 | 6 | 15 | 21 | -1 | 6 | 1 | 2 | 0 | 0 | 0 | 0 | 0 | 0 | 1 | 1 | 2 | 3 | 0 | 0.667 | 51 | 11.8 |
| | FW | F | 9 | 1 | 1 | 2 | -1 | 0 | 0 | 0 | 0 | 0 | 1 | 0 | 0 | 0 | 0 | 0 | 0 | 0 | 0 | 0.000 | 18 | 5.6 |
| 22 | x Mike Vaskivuo | F | 23 | 5 | 16 | 21 | -1 | 26 | 1 | 3 | 0 | 0 | 1 | 1 | 0 | 1 | 0 | 0 | 1 | 3 | 0 | 0.333 | 46 | 10.9 |
| 23 | Kenton Miller (total) | C | 61 | 6 | 14 | 20 | -10 | 23 | 0 | 0 | 0 | 0 | 1 | 2 | 1 | 0 | 0 | 0 | 0 | 1 | 0 | 0.000 | 118 | 5.1 |
| | UTA | C | 6 | 0 | 0 | 0 | -3 | 2 | 0 | 0 | 0 | 0 | 0 | 0 | 0 | 0 | 0 | 0 | 0 | 1 | 0 | 0.000 | 12 | 0.0 |
| | FW | C | 55 | 6 | 14 | 20 | -7 | 21 | 0 | 0 | 0 | 0 | 1 | 2 | 1 | 0 | 0 | 0 | 0 | 0 | 0 | 0.000 | 106 | 5.7 |
| 19 | Sy Nutkevitch | C | 37 | 3 | 14 | 17 | 9 | 8 | 0 | 0 | 1 | 0 | 0 | 0 | 0 | 0 | 0 | 0 | 0 | 0 | 0 | 0.000 | 60 | 5.0 |
| 79 | Kaleigh Schrock | RW | 68 | 5 | 8 | 13 | -12 | 158 | 0 | 0 | 0 | 0 | 1 | 1 | 1 | 0 | 0 | 0 | 0 | 0 | 0 | 0.000 | 109 | 4.6 |
| 20 | * Joe Hartman | D | 72 | 3 | 8 | 11 | 7 | 32 | 0 | 0 | 0 | 1 | 0 | 1 | 0 | 0 | 0 | 0 | 0 | 0 | 0 | 0.000 | 102 | 2.9 |
| 29 | * William Lacasse | D | 60 | 1 | 9 | 10 | 13 | 61 | 0 | 1 | 0 | 0 | 0 | 0 | 0 | 0 | 0 | 0 | 1 | 2 | 1 | 0.500 | 77 | 1.3 |
| 19 | x Bobby Hughes | F | 12 | 5 | 4 | 9 | -4 | 12 | 2 | 2 | 0 | 0 | 0 | 0 | 0 | 0 | 0 | 0 | 0 | 0 | 0 | 0.000 | 26 | 19.2 |
| 81 | Jason Dale (total) | C | 25 | 3 | 6 | 9 | -5 | 8 | 0 | 0 | 1 | 0 | 0 | 0 | 0 | 0 | 0 | 0 | 0 | 1 | 0 | 0.000 | 31 | 9.7 |
| | EVN | C | 9 | 0 | 3 | 3 | -3 | 4 | 0 | 0 | 0 | 0 | 0 | 0 | 0 | 0 | 0 | 0 | 0 | 0 | 0 | 0.000 | 7 | 0.0 |
| | ONT | C | 9 | 1 | 2 | 3 | -3 | 4 | 0 | 0 | 1 | 0 | 0 | 0 | 0 | 0 | 0 | 0 | 0 | 0 | 0 | 0.000 | 16 | 6.3 |
| | FW | C | 7 | 2 | 1 | 3 | 1 | 0 | 0 | 0 | 0 | 0 | 0 | 0 | 0 | 0 | 0 | 0 | 0 | 1 | 0 | 0.000 | 8 | 25.0 |
| 74 | x Nick Tuzzolino | D | 13 | 1 | 6 | 7 | -17 | 46 | 0 | 3 | 0 | 1 | 0 | 0 | 0 | 0 | 0 | 0 | 0 | 0 | 0 | 0.000 | 29 | 3.4 |
| 52 | x Rob Kwiet | D | 20 | 0 | 7 | 7 | 2 | 10 | 0 | 1 | 0 | 0 | 0 | 0 | 0 | 0 | 0 | 0 | 0 | 0 | 0 | 0.000 | 43 | 0.0 |
| 55 | x Jeremy Gates | D | 31 | 1 | 5 | 6 | -10 | 31 | 0 | 0 | 0 | 1 | 0 | 1 | 0 | 0 | 0 | 0 | 0 | 0 | 0 | 0.000 | 27 | 3.7 |
| 25 | *x Nathan Martine | D | 39 | 0 | 6 | 6 | 0 | 42 | 0 | 0 | 0 | 1 | 0 | 0 | 0 | 0 | 0 | 0 | 0 | 0 | 0 | 0.000 | 44 | 0.0 |
| 7 | *x Nik Pokulok | D | 16 | 2 | 2 | 4 | -1 | 4 | 0 | 0 | 0 | 1 | 0 | 1 | 0 | 0 | 0 | 0 | 0 | 0 | 0 | 0.000 | 17 | 11.8 |
| 15 | *x John Dunbar | F | 9 | 1 | 2 | 3 | -1 | 8 | 0 | 0 | 0 | 0 | 0 | 0 | 0 | 0 | 0 | 0 | 0 | 1 | 0 | 0.000 | 22 | 4.5 |
| 14 | * Matthew Maione | D | 11 | 0 | 3 | 3 | -2 | 4 | 0 | 0 | 0 | 0 | 0 | 0 | 0 | 0 | 0 | 0 | 0 | 0 | 0 | 0.000 | 13 | 0.0 |
| 94 | x Phil Mangan | F | 15 | 0 | 3 | 3 | -6 | 8 | 0 | 0 | 0 | 0 | 0 | 0 | 0 | 0 | 0 | 0 | 0 | 0 | 0 | 0.000 | 12 | 0.0 |
| 81 | x Tristan King | F | 12 | 1 | 0 | 1 | -12 | 2 | 0 | 0 | 0 | 0 | 0 | 1 | 0 | 0 | 0 | 0 | 0 | 2 | 0 | 0.000 | 13 | 7.7 |
| 35 | *x Matt Grogan | G | 4 | 0 | 1 | 1 | 0 | 0 | 0 | 0 | 0 | 0 | 0 | 0 | 0 | 0 | 0 | 0 | 0 | 0 | 0 | 0.000 | 0 | 0.0 |
| 14 | *x Garrett Vermeersch (total) | F | 4 | 0 | 1 | 1 | 1 | 0 | 0 | 0 | 0 | 0 | 0 | 0 | 0 | 0 | 0 | 0 | 0 | 0 | 0 | 0.000 | 2 | 0.0 |
| | GRN | F | 1 | 0 | 0 | 0 | 0 | 0 | 0 | 0 | 0 | 0 | 0 | 0 | 0 | 0 | 0 | 0 | 0 | 0 | 0 | 0.000 | 0 | 0.0 |
| | FW | F | 3 | 0 | 1 | 1 | 1 | 0 | 0 | 0 | 0 | 0 | 0 | 0 | 0 | 0 | 0 | 0 | 0 | 0 | 0 | 0.000 | 2 | 0.0 |
| 38 | x Cody Reichard | G | 9 | 0 | 1 | 1 | 0 | 2 | 0 | 0 | 0 | 0 | 0 | 0 | 0 | 0 | 0 | 0 | 0 | 0 | 0 | 0.000 | 0 | 0.0 |
| 35 | *x Andrey Makarov | G | 31 | 0 | 1 | 1 | 0 | 4 | 0 | 0 | 0 | 0 | 0 | 0 | 0 | 0 | 0 | 0 | 0 | 0 | 0 | 0.000 | 0 | 0.0 |
| 23 | x Jake Hauswirth | F | 1 | 0 | 0 | 0 | 0 | 0 | 0 | 0 | 0 | 0 | 0 | 0 | 0 | 0 | 0 | 0 | 0 | 0 | 0 | 0.000 | 3 | 0.0 |
| 8 | * Justin Sefton | D | 1 | 0 | 0 | 0 | 1 | 2 | 0 | 0 | 0 | 0 | 0 | 0 | 0 | 0 | 0 | 0 | 0 | 0 | 0 | 0.000 | 0 | 0.0 |
| 10 | x Brett Lyon | F | 3 | 0 | 0 | 0 | 0 | 19 | 0 | 0 | 0 | 0 | 0 | 0 | 0 | 0 | 0 | 0 | 0 | 0 | 0 | 0.000 | 1 | 0.0 |
| 22 | * Steven Shamanski | D | 3 | 0 | 0 | 0 | 1 | 0 | 0 | 0 | 0 | 0 | 0 | 0 | 0 | 0 | 0 | 0 | 0 | 0 | 0 | 0.000 | 2 | 0.0 |
| 22 | *x Matt Bruneteau | D | 4 | 0 | 0 | 0 | 0 | 0 | 0 | 0 | 0 | 0 | 0 | 0 | 0 | 0 | 0 | 0 | 0 | 0 | 0 | 0.000 | 3 | 0.0 |
| 25 | x Matt Firman | F | 11 | 0 | 0 | 0 | -7 | 0 | 0 | 0 | 0 | 0 | 0 | 0 | 0 | 0 | 0 | 0 | 0 | 0 | 0 | 0.000 | 18 | 0.0 |
| 37 | * Ben Meisner (total) | G | 36 | 0 | 0 | 0 | 0 | 12 | 0 | 0 | 0 | 0 | 0 | 0 | 0 | 0 | 0 | 0 | 0 | 0 | 0 | 0.000 | 0 | 0.0 |
| | UTA | G | 12 | 0 | 0 | 0 | 0 | 0 | 0 | 0 | 0 | 0 | 0 | 0 | 0 | 0 | 0 | 0 | 0 | 0 | 0 | 0.000 | 0 | 0.0 |
| | FW | G | 24 | 0 | 0 | 0 | 0 | 12 | 0 | 0 | 0 | 0 | 0 | 0 | 0 | 0 | 0 | 0 | 0 | 0 | 0 | 0.000 | 0 | 0.0 |
| | BENCH | | 72 | 3 | | | 24 | | | | | | | | | | | | | | | | 3 | |
| | TOTALS | | 72 | 215 | 372 | 584 | -26 | 954 | 39 | 74 | 8 | 11 | 33 | 43 | 18 | 4 | 8 | 6 | 14 | 46 | 3 | 0.304 | 2435 | 0.087 |

| No. | GOALIE | GP | MINS | W | L | OTL | SOL | SO | EN | GA | GAA | SOGP | SOW | SOL | SOGA | SOA | SO% | SA | SVS | SV% |
|-----|-----------------------|----|------|----|----|-----|-----|----|----|-----|------|------|-----|-----|------|-----|-------|------|------|-------|
| 41 | *x Kevin Murdock | 1 | 12 | 0 | 0 | 0 | 0 | 0 | 0 | 0 | 0.00 | 0 | 0 | 0 | 0 | 0 | 0.000 | 4 | 4 | 1.000 |
| 41 | * Steven Summerhays | 2 | 125 | 2 | 0 | 0 | 0 | 0 | 0 | 4 | 1.92 | 1 | 1 | 0 | 1 | 7 | 0.857 | 51 | 47 | 0.922 |
| 37 | * Ben Meisner (total) | 36 | 2037 | 16 | 14 | 2 | 0 | 3 | 5 | 84 | 2.47 | 1 | 1 | 0 | 0 | 4 | 1.000 | 964 | 880 | 0.913 |
| | UTA | 12 | 680 | 2 | 8 | 0 | 0 | 1 | 2 | 30 | 2.65 | 0 | 0 | 0 | 0 | 0 | 0.000 | 300 | 270 | 0.900 |
| | FW | 24 | 1357 | 14 | 6 | 2 | 0 | 2 | 3 | 54 | 2.39 | 1 | 1 | 0 | 0 | 4 | 1.000 | 664 | 610 | 0.919 |
| 41 | x John Muse | 1 | 65 | 0 | 0 | 0 | 1 | 0 | 0 | 3 | 2.77 | 1 | 0 | 1 | 2 | 5 | 0.600 | 21 | 18 | 0.857 |
| 35 | *x Andrey Makarov | 31 | 1850 | 15 | 11 | 2 | 2 | 0 | 3 | 86 | 2.79 | 2 | 0 | 2 | 6 | 14 | 0.571 | 919 | 833 | 0.906 |
| 41 | *x Max Strang (total) | 11 | 522 | 3 | 2 | 3 | 1 | 0 | 0 | 26 | 2.99 | 3 | 2 | 1 | 3 | 13 | 0.769 | 232 | 206 | 0.888 |
| | SC | 7 | 381 | 3 | 1 | 1 | 1 | 0 | 0 | 18 | 2.83 | 3 | 2 | 1 | 3 | 13 | 0.769 | 171 | 153 | 0.895 |
| | FW | 4 | 141 | 0 | 1 | 2 | 0 | 0 | 0 | 8 | 3.40 | 0 | 0 | 0 | 0 | 0 | 0.000 | 61 | 53 | 0.869 |
| 35 | *x Matt Grogan | 4 | 230 | 3 | 1 | 0 | 0 | 0 | 0 | 13 | 3.39 | 1 | 1 | 0 | 0 | 6 | 1.000 | 103 | 90 | 0.874 |
| 38 | x Cody Reichard | 9 | 553 | 2 | 4 | 1 | 2 | 0 | 2 | 32 | 3.47 | 2 | 0 | 2 | 7 | 11 | 0.364 | 315 | 283 | 0.898 |
| 41 | *x Larkin Saalfrank | 1 | 31 | 0 | 1 | 0 | 0 | 0 | 0 | 2 | 3.84 | 0 | 0 | 0 | 0 | 0 | 0.000 | 10 | 8 | 0.800 |
| | Empty Net | | 20 | | | | | | | 8 | | | | | | | | 8 | | |
| | TOTALS | 72 | 4364 | 36 | 24 | 7 | 5 | 2 | 8 | 210 | 2.87 | 8 | 3 | 5 | 16 | 47 | 0.660 | 2156 | 1946 | 0.903 |

2013-14 SEASON REVIEW

Fort Wayne Komets 2013-14 Regular Season Game-by-Game -Final-

| Date | Opponent | Result | Record | Score | GWG | Goaltender | Opposing Goaltender | Attend. |
|---------|-------------------|--------|-----------|--------|-------------|----------------------------------|------------------------------------|---------|
| Oct. 19 | Toledo | SL | 0-0-0-1 | 3-4 SO | | John Muse (3 GA, 18 SVS) | Mac Carruth (3 GA, 32 SVS) | 9676 |
| Oct. 26 | Cincinnati | SL | 0-0-0-2 | 4-5 SO | | Cody Reichard (4 GA, 33 SVS) | Rob Madore (4 GA, 34 SVS) | 8484 |
| Oct. 27 | at Evansville | L | 0-1-0-2 | 2-4 | | Cody Reichard (3 GA, 27 SVS) | Mike Clemente (2 GA, 26 SVS) | 3881 |
| Nov. 1 | at Las Vegas | W | 1-1-0-2 | 3-1 | Chris Auger | Andrey Makarov (1 GA, 26 SVS) | Mitch O'Keefe (3 GA, 36 SVS) | 5198 |
| Nov. 2 | at Las Vegas | L | 1-2-0-2 | 1-2 | | Andrey Makarov (2 GA, 28 SVS) | Travis Fullerton (1 GA, 36 SVS) | 4988 |
| Nov. 3 | at Las Vegas | W | 2-2-0-2 | 4-1 | Jace Coyle | Andrey Makarov (1 GA, 35 SVS) | Travis Fullerton (4 GA, 35 SVS) | 3250 |
| Nov. 6 | at Evansville | L | 2-3-0-2 | 3-6 | | Cody Reichard (5 GA, 23 SVS) | Mike Clemente (3 GA, 21 SVS) | 5266 |
| Nov. 8 | Wheeling | L | 2-4-0-2 | 2-6 | | Andrey Makarov (6 GA, 26 SVS) | Mike Condon (2 GA, 30 SVS) | 7419 |
| Nov. 9 | at Cincinnati | W | 3-4-0-2 | 3-2 | Mickey Lang | Andrey Makarov (2 GA, 27 SVS) | Rob Madore (3 GA, 29 SVS) | 5747 |
| Nov. 15 | Toledo | W | 4-4-0-2 | 5-4 OT | M Vaskivuo | Andrey Makarov (4 GA, 27 SVS) | Jared Coreau (5 GA, 37 SVS) | 6839 |
| Nov. 16 | Greenville | W | 5-4-0-2 | 4-3 OT | Mickey Lang | Andrey Makarov (3 GA, 41 SVS) | Connor Knapp (4 GA, 35 SVS) | 7872 |
| Nov. 22 | Reading | L | 5-5-0-2 | 2-4 | | Andrey Makarov (4 GA, 20 SVS) | Brandon Anderson (2 GA, 25 SVS) | 6576 |
| Nov. 23 | Wheeling | OTL | 5-5-1-2 | 4-5 OT | | Cody Reichard (5 GA, 29 SVS) | Mike Condon (4 GA, 31 SVS) | 7370 |
| Nov. 24 | at Evansville | W | 6-5-1-2 | 5-4 | Rob Kwiet | Andrey Makarov (4 GA, 29 SVS) | Garrett Bartus (5 GA, 28 SVS) | 4566 |
| Nov. 28 | Florida | L | 6-6-1-2 | 1-3 | | Andrey Makarov (2 GA, 32 SVS) | Kristers Gudlevskis (1 GA, 29 SVS) | 7398 |
| Nov. 29 | at Kalamazoo | L | 6-7-1-2 | 0-4 | | Cody Reichard (4 GA, 38 SVS) | Joel Martin (0 GA, 21 SVS) | 2476 |
| Nov. 30 | Florida | W | 7-7-1-2 | 4-2 | J Southorn | Cody Reichard (2 GA, 39 SVS) | Kristers Gudlevskis (4 GA, 24 SVS) | 6997 |
| Dec. 6 | at Elmira | SL | 7-7-1-3 | 3-4 SO | | Cody Reichard (3 GA, 29 SVS) | Maxime Clermont (0 GA, 0 SVS) | 2047 |
| Dec. 7 | at Reading | W | 8-7-1-3 | 7-2 | Bran Marino | Andrey Makarov (2 GA, 31 SVS) | Brandon Anderson (7 GA, 24 SVS) | 4123 |
| Dec. 8 | at Elmira | L | 8-8-1-3 | 2-5 | | Andrey Makarov (5 GA, 18 SVS) | Maxime Clermont (2 GA, 37 SVS) | 2231 |
| Dec. 14 | at Kalamazoo | W | 9-8-1-3 | 4-1 | K Schrock | Andrey Makarov (1 GA, 34 SVS) | Joel Martin (3 GA, 31 SVS) | 1884 |
| Dec. 15 | Evansville | W | 10-8-1-3 | 4-1 | B Marino | Cody Reichard (1 GA, 40 SVS) | Garrett Bartus (4 GA, 30 SVS) | 6489 |
| Dec. 20 | Reading | L | 10-9-1-3 | 1-5 | | Cody Reichard (5 GA, 25 SVS) | Riley Gill (1 GA, 26 SVS) | 6271 |
| Dec. 21 | Reading | SL | 10-9-1-4 | 1-2 SO | | Andrey Makarov (1 GA, 43 SVS) | Riley Gill (1 GA, 37 SVS) | 6498 |
| Dec. 27 | Toledo | W | 11-9-1-4 | 4-3 | S Fleming | Andrey Makarov (3 GA, 18 SVS) | Hannu Toivonen (4 GA, 38 SVS) | 7577 |
| Dec. 28 | at Evansville | L | 11-10-1-4 | 2-5 | | Andrey Makarov (5 GA, 28 SVS) | Garrett Bartus (2 GA, 31 SVS) | 5841 |
| Dec. 29 | Gwinnett | L | 11-11-1-4 | 2-3 | | Ben Meisner (3 GA, 22 SVS) | Brad Phillips (2 GA, 34 SVS) | 6109 |
| Dec. 31 | Toledo | W | 12-11-1-4 | 5-3 | K Miller | Andrey Makarov (3 GA, 25 SVS) | Hannu Toivonen (4 GA, 34 SVS) | 9088 |
| Jan. 3 | at Evansville | W | 13-11-1-4 | 3-2 OT | M Embach | Andrey Makarov (2 GA, 24 SVS) | Garrett Bartus (3 GA, 22 SVS) | 4777 |
| Jan. 4 | Evansville | OTL | 13-11-2-4 | 1-2 OT | | Andrey Makarov (2 GA, 36 SVS) | Allen York (1 GA, 30 SVS) | 6477 |
| Jan. 8 | Kalamazoo | OTL | 13-11-3-4 | 2-3 OT | | Ben Meisner (2 GA, 14 SVS) | Joel Martin (2 GA, 36 SVS) | 5884 |
| Jan. 10 | at Toledo | W | 14-11-3-4 | 3-2 | Jace Coyle | Ben Meisner (2 GA, 29 SVS) | Mac Carruth (3 GA, 32 SVS) | 5860 |
| Jan. 11 | at Kalamazoo | OTL | 14-11-4-4 | 1-2 OT | | Max Strang (2 GA, 9 SVS) | Jordan Binnington (1 GA, 39 SVS) | 2915 |
| Jan. 12 | Kalamazoo | W | 15-11-4-4 | 4-2 | Chris Auger | Ben Meisner (2 GA, 29 SVS) | Jordan Binnington (3 GA, 34 SVS) | 6263 |
| Jan. 15 | at Kalamazoo | L | 15-12-4-4 | 1-3 | | Max Strang (3 GA, 17 SVS) | Jordan Binnington (1 GA, 28 SVS) | 1549 |
| Jan. 17 | Elmira | L | 15-13-4-4 | 3-5 | | Ben Meisner (4 GA, 26 SVS) | Maxime Clermont (2 GA, 20 SVS) | 7202 |
| Jan. 24 | at Elmira | W | 16-13-4-4 | 4-3 | Matt Carter | Ben Meisner (3 GA, 30 SVS) | Brad Phillips (4 GA, 29 SVS) | 2807 |
| Jan. 25 | at Elmira | W | 17-13-4-4 | 4-0 | B Marino | Ben Meisner (0 GA, 33 SVS) | Brad Phillips (3 GA, 4 SVS) | 3066 |
| Jan. 26 | at Elmira | L | 17-14-4-4 | 1-4 | | Andrey Makarov (4 GA, 16 SVS) | Neil Conway (1 GA, 35 SVS) | 2339 |
| Jan. 29 | at Wheeling | W | 18-14-4-4 | 3-1 | SSzydlowski | Ben Meisner (1 GA, 21 SVS) | Mike Condon (3 GA, 26 SVS) | 1588 |
| Jan. 31 | Elmira | OTL | 18-14-5-4 | 3-4 OT | | Ben Meisner (4 GA, 25 SVS) | Neil Conway (3 GA, 37 SVS) | 7322 |
| Feb. 1 | at Cincinnati | W | 19-14-5-4 | 6-2 | Matt Carter | Andrey Makarov (2 GA, 26 SVS) | Joe Howe (5 GA, 15 SVS) | 6995 |
| Feb. 7 | Kalamazoo | OTL | 19-14-6-4 | 2-3 OT | | Andrey Makarov (3 GA, 19 SVS) | Jordan Binnington (2 GA, 26 SVS) | 7025 |
| Feb. 8 | at Cincinnati | W | 20-14-6-4 | 3-2 | B Marino | Ben Meisner (2 GA, 24 SVS) | Joe Howe (3 GA, 28 SVS) | 5945 |
| Feb. 9 | Kalamazoo | W | 21-14-6-4 | 5-2 | Chris Auger | Andrey Makarov (2 GA, 27 SVS) | Jordan Binnington (5 GA, 22 SVS) | 6643 |
| Feb. 12 | at Cincinnati | W | 22-14-6-4 | 4-2 | B Marino | Ben Meisner (2 GA, 23 SVS) | Rob Madore (3 GA, 23 SVS) | 2235 |
| Feb. 14 | Cincinnati | SL | 22-14-6-5 | 2-3 SO | | Andrey Makarov (2 GA, 31 SVS) | Scott Darling (2 GA, 35 SVS) | 8014 |
| Feb. 15 | at Kalamazoo | L | 22-15-6-5 | 2-5 | | Andrey Makarov (4 GA, 32 SVS) | Jordan Binnington (2 GA, 35 SVS) | 5113 |
| Feb. 16 | Wheeling | W | 23-15-6-5 | 4-3 | Matt Carter | Andrey Makarov (3 GA, 20 SVS) | Peter Mannino (4 GA, 32 SVS) | 7526 |
| Feb. 19 | at Florida | L | 23-16-6-5 | 1-4 | | Andrey Makarov (3 GA, 22 SVS) | Connor Knapp (1 GA, 29 SVS) | 4602 |
| Feb. 21 | at Florida | W | 24-16-6-5 | 4-3 SO | | Ben Meisner (3 GA, 22 SVS) | Connor Knapp (1 GA, 14 SVS) | 4744 |
| Feb. 22 | at Florida | W | 25-16-6-5 | 3-1 | Matt Carter | Ben Meisner (1 GA, 32 SVS) | Connor Knapp (3 GA, 25 SVS) | 7481 |
| Feb. 26 | Kalamazoo | L | 25-17-6-5 | 1-4 | | Ben Meisner (3 GA, 19 SVS) | Jordan Binnington (1 GA, 31 SVS) | 6293 |
| Feb. 28 | Greenville | L | 25-18-6-5 | 2-3 | | Andrey Makarov (3 GA, 18 SVS) | Jason Missiaen (2 GA, 41 SVS) | 8202 |
| Mar. 2 | at Evansville | W | 26-18-6-5 | 1-0 | Chris Auger | Ben Meisner (0 GA, 35 SVS) | Mike Clemente (1 GA, 24 SVS) | 5048 |
| Mar. 8 | at Kalamazoo | L | 26-19-6-5 | 3-4 | | Ben Meisner (4 GA, 20 SVS) | Jordan Binnington (3 GA, 30 SVS) | 5328 |
| Mar. 9 | at Kalamazoo | L | 26-20-6-5 | 3-4 | | Andrey Makarov (4 GA, 20 SVS) | Joel Martin (3 GA, 25 SVS) | 2753 |
| Mar. 14 | Florida | W | 27-20-6-5 | 5-2 | M Bruijsten | Ben Meisner (2 GA, 39 SVS) | Mac Carruth (5 GA, 20 SVS) | 8036 |
| Mar. 15 | Florida | L | 27-21-6-5 | 1-3 | | Ben Meisner (3 GA, 33 SVS) | Trevor Cann (1 GA, 27 SVS) | 8022 |
| Mar. 16 | at Toledo | W | 28-21-6-5 | 4-2 | M Embach | Andrey Makarov (2 GA, 33 SVS) | Hannu Toivonen (3 GA, 48 SVS) | 4783 |
| Mar. 19 | Orlando | L | 28-22-6-5 | 4-5 | | Larkin Saalfrank (2 GA, 8 SVS) | Cody Reichard (4 GA, 46 SVS) | 5870 |
| Mar. 21 | Gwinnett | W | 29-22-6-5 | 2-1 | M Embach | Matt Grogan (1 GA, 23 SVS) | Josh Unice (2 GA, 32 SVS) | 6844 |
| Mar. 22 | Kalamazoo | W | 30-22-6-5 | 4-3 SO | | Matt Grogan (3 GA, 30 SVS) | Jordan Binnington (3 GA, 34 SVS) | 8294 |
| Mar. 23 | at Kalamazoo | L | 30-23-6-5 | 3-5 | | Matt Grogan (5 GA, 22 SVS) | Joel Martin (3 GA, 25 SVS) | 3715 |
| Mar. 28 | at South Carolina | W | 31-23-6-5 | 7-4 | M Embach | Matt Grogan (4 GA, 15 SVS) | Jeff Jakaitis (7 GA, 23 SVS) | 3144 |
| Mar. 29 | at South Carolina | OTL | 31-23-7-5 | 2-3 OT | | Max Strang (3 GA, 27 SVS) | Allen York (2 GA, 24 SVS) | 5281 |
| Apr. 2 | Cincinnati | W | 32-23-7-5 | 3-2 OT | B Marino | Ben Meisner (2 GA, 28 SVS) | Magnus Hellberg (3 GA, 33 SVS) | 5884 |
| Apr. 4 | at Toledo | W | 33-23-7-5 | 4-1 | SSzydlowski | Ben Meisner (1 GA, 26 SVS) | Hannu Toivonen (3 GA, 27 SVS) | 7284 |
| Apr. 5 | Cincinnati | L | 33-24-7-5 | 2-5 | | Ben Meisner (4 GA, 26 SVS) | Magnus Hellberg (2 GA, 32 SVS) | 7179 |
| Apr. 6 | Toledo | W | 34-24-7-5 | 2-1 | Chris Auger | Steven Summerhays (1 GA, 18 SVS) | Hannu Toivonen (2 GA, 45 SVS) | 8252 |
| Apr. 11 | Evansville | W | 35-24-7-5 | 4-3 | C Ouellet | Ben Meisner (3 GA, 20 SVS) | Mike Clemente (4 GA, 38 SVS) | 6669 |
| Apr. 12 | Toledo | W | 36-24-7-5 | 4-3 SO | | Steven Summerhays (3 GA, 29 SVS) | Jared Coreau (3 GA, 50 SVS) | 7033 |

2013-14 SEASON REVIEW

KOMETS 2013-14 END-OF-SEASON TEAM PLAYER AWARDS

Saturday, April 12, 2014, the Komets announced their annual End-of-Season Player Awards following their regular season home finale against the Toledo Walleye at the Memorial Coliseum in Fort Wayne. The awards were presented as follows:

1st award: Bud Gallmeier Memorial Trophy/Community Service Award

Selected for community service and dedication to the game of hockey in memory of long-time Komet beat writer Bud Gallmeier.

Winner: MIKE EMBACH

2nd award: Wiegmann Family "True Komet" Award

This award exemplifies team spirit and positive attitude on and off the ice.

Winner: KALEIGH SCHROCK

3rd award: NOB Brick Award

This award goes to the Stonewall Defensive Forward of the season.

Winner: CHRIS AUGER

4th award: Mr. Hustle Award

This award honors the memory of Cliff and Jean Fell, Jim and William Fell, and Pat Curtis, long-time Komet fans. The Komets "Mr. Hustle" award takes into account a player's personal statistics (goals, assists, on-ice hits at home) and a player's overall up-tempo style of game.

Winner: BRANDON MARINO (Second consecutive year)

5th award: Unsung Hero Award

This is the "5/30" award in tribute to Robbie Irons and Terry Pembroke, two longtime Komet players and members of the Komet Hall of Fame. This award is given to the player whose hard work, dedication to his teammates and love of the game is in the true spirit of Komet legends Robbie Irons and Terry Pembroke.

Winner: MIKE EMBACH

6th award: Komet Kwarters Most Improved Player Award

Winner: SHAWN SYDLOWSKI

7th award: Komet Defenseman Of The Year

Winner: JORDON SOUTHORN

8th award: Rookie Of The Year

Winner: SCOTT FLEMING

9th award: Most Valuable Player

This award is known as the Foss Folk Memorial Trophy. The award continues to be sponsored by the Foss Folk family and is voted on by the Komet players themselves.

Winner: BRANDON MARINO (Second consecutive year)

ALL TIME RECORDS 1952-2014

Fort Wayne Komet Hockey Club All Time Regular Season Records 1952-53 thru 2013-14, 62 seasons

International Hockey League seasons: 1952-53 thru 1998-99, 2007-08 thru 2009-10, 50 seasons

United Hockey League seasons: 1999-2000 thru 2006-07, 8 seasons

Central Hockey League seasons: 2010-11 and 2011-12, 2 seasons

ECHL seasons: 2012-13 and 2013-14, 2 seasons

KOMETS SEASON RECORDS

| Season | GP | W | L | OTL | T | Pts | Pct | GF | GA | Standings | Playoffs | Average Home Attend | |
|---------------|-------------|-------------|-------------|------------|------------|-------------|-------------|--------------|--------------|-----------|-------------------------------------|---------------------|------|
| 1952-53 | 60 | 20 | 38 | | 2 | 42 | .350 | 182 | 244 | 5 of 6 | DNQ | | |
| 1953-54 | 64 | 29 | 30 | | 5 | 63 | .492 | 203 | 220 | 6 of 9 | Lost quarterfinals | | |
| 1954-55 | 60 | 22 | 37 | | 1 | 45 | .375 | 181 | 235 | 6 of 6 | DNQ | | |
| 1955-56 | 60 | 29 | 29 | | 2 | 60 | .500 | 272 | 219 | 3 of 6 | Lost semifinals | | |
| 1956-57 | 60 | 25 | 29 | | 6 | 56 | .467 | 170 | 177 | 5 of 6 | DNQ | | |
| 1957-58 | 64 | 28 | 28 | | 8 | 64 | .500 | 213 | 224 | 2 of 6 | Lost semifinals | | |
| 1958-59 | 60 | 32 | 27 | | 1 | 65 | .542 | 236 | 213 | 2 of 5 | Lost finals | | |
| 1959-60 | 68 | 50 | 16 | | 2 | 102 | .750 | 312 | 187 | 1 of 8 | Lost finals | | |
| 1960-61 | 69 | 31 | 35 | | 3 | 65 | .471 | 304 | 265 | 5 of 8 | Lost round robin first round series | | |
| 1961-62 | 68 | 33 | 31 | | 4 | 70 | .515 | 265 | 245 | 5 of 7 | DNQ | | |
| 1962-63 | 70 | 35 | 30 | | 5 | 75 | .536 | 283 | 255 | 1 of 7 | Won Turner Cup Championship | | |
| 1963-64 | 70 | 41 | 28 | | 1 | 83 | .593 | 322 | 264 | 2 of 7 | Lost finals | | |
| 1964-65 | 70 | 40 | 25 | | 5 | 85 | .607 | 344 | 240 | 2 of 6 | Won Turner Cup Championship | | |
| 1965-66 | 70 | 38 | 26 | | 6 | 82 | .586 | 312 | 259 | 2 of 6 | Lost semifinals | | |
| 1966-67 | 72 | 40 | 31 | | 1 | 81 | .563 | 274 | 234 | 2 of 7 | Lost finals | | |
| 1967-68 | 72 | 30 | 29 | | 13 | 73 | .507 | 282 | 272 | 4 of 7 | Lost semifinals | | |
| 1968-69 | 72 | 24 | 33 | | 15 | 63 | .438 | 235 | 262 | 5 of 7 | Lost semifinals | | |
| 1969-70 | 72 | 26 | 38 | | 8 | 60 | .417 | 241 | 266 | 6 of 8 | Lost quarterfinals | | |
| 1970-71 | 72 | 28 | 32 | | 12 | 68 | .472 | 221 | 233 | 5 of 7 | Lost quarterfinals | | |
| 1971-72 | 72 | 37 | 33 | | 2 | 76 | .528 | 291 | 244 | 4 of 8 | Lost semifinals | | |
| 1972-73 | 74 | 48 | 23 | | 3 | 99 | .669 | 308 | 219 | 1 of 9 | Won Turner Cup Championship | | |
| 1973-74 | 76 | 31 | 45 | | 0 | 62 | .408 | 245 | 305 | 8 of 9 | DNQ | | |
| 1974-75 | 76 | 26 | 44 | | 6 | 58 | .382 | 247 | 313 | 9 of 11 | DNQ | | |
| 1975-76 | 78 | 28 | 36 | | 14 | 70 | .449 | 289 | 309 | 6 of 9 | Lost semifinals | | |
| 1976-77 | 78 | 32 | 36 | | 10 | 74 | .474 | 301 | 311 | 6 of 9 | Lost semifinals | 4098 | |
| 1977-78 | 80 | 40 | 23 | | 17 | 97 | .606 | 305 | 287 | 1 of 9 | Lost semifinals | 4773 | |
| 1978-79 | 80 | 45 | 29 | | 6 | 96 | .600 | 386 | 327 | 2 of 9 | Lost semifinals | 4945 | |
| 1979-80 | 80 | 40 | 27 | | 13 | 93 | .581 | 343 | 311 | 3 of 10 | Lost finals | 4295 | |
| 1980-81 | 82 | 37 | 30 | | 15 | 89 | .543 | 337 | 303 | 3 of 8 | Lost semifinals | 3826 | |
| 1981-82 | 82 | 35 | 36 | 5 | 6 | 81 | .494 | 368 | 375 | 4 of 7 | Lost semifinals | 3069 | |
| 1982-83 | 82 | 45 | 24 | 2 | 11 | 103 | .628 | 377 | 344 | 2 of 8 | Lost semifinals | 3767 | |
| 1983-84 | 82 | 52 | 22 | 1 | 7 | 112 | .683 | 371 | 273 | 1 of 7 | Lost semifinals | 3772 | |
| 1984-85 | 82 | 37 | 29 | 5 | 11 | 90 | .549 | 339 | 327 | 4 of 9 | Lost semifinals | 3399 | |
| 1985-86 | 82 | 52 | 22 | 8 | 0 | 112 | .683 | 350 | 266 | 1 of 10 | Lost finals | 4179 | |
| 1986-87 | 82 | 48 | 26 | 8 | 0 | 104 | .634 | 343 | 284 | 1 of 9 | Lost semifinals | 3908 | |
| 1987-88 | 82 | 48 | 30 | 4 | | 100 | .610 | 343 | 310 | 2 of 9 | Lost quarterfinals | 3952 | |
| 1988-89 | 82 | 46 | 30 | 6 | | 98 | .598 | 293 | 274 | 5 of 10 | Lost semifinals | 3385 | |
| 1989-90 | 82 | 37 | 34 | 11 | | 85 | .518 | 316 | 345 | 5 of 9 | Lost quarterfinals | 2978 | |
| 1990-91 | 83 | 43 | 35 | 5 | | 91 | .548 | 369 | 335 | 5 of 11 | Lost finals | 4798 | |
| 1991-92 | 82 | 52 | 22 | 8 | | 112 | .683 | 340 | 287 | 2 of 10 | Lost quarterfinals | 7320 | |
| 1992-93 | 82 | 49 | 27 | 6 | | 104 | .634 | 339 | 294 | 4 of 12 | Won Turner Cup Championship | 7711 | |
| 1993-94 | 81 | 41 | 29 | 11 | | 93 | .574 | 347 | 297 | 8 of 13 | Lost finals | 7630 | |
| 1994-95 | 81 | 34 | 39 | 8 | | 76 | .469 | 296 | 324 | 16 of 17 | Lost quarterfinals | 7438 | |
| 1995-96 | 82 | 39 | 35 | 8 | | 86 | .524 | 276 | 296 | 12 of 19 | Lost quarterfinals | 7332 | |
| 1996-97 | 82 | 28 | 47 | 7 | | 63 | .384 | 223 | 318 | 19 of 19 | DNQ | 6811 | |
| 1997-98 | 82 | 47 | 29 | 6 | | 100 | .610 | 270 | 243 | 8 of 18 | Lost quarterfinals | 6795 | |
| 1998-99 | 82 | 33 | 33 | 16 | | 82 | .500 | 250 | 280 | 12 of 16 | Lost quarterfinals | 6260 | IHL |
| 1999-00 | 74 | 40 | 27 | 7 | | 87 | .588 | 281 | 251 | 6 of 14 | Lost semifinals | 5641 | |
| 2000-01 | 74 | 42 | 26 | 6 | | 90 | .608 | 261 | 253 | 4 of 14 | Lost semifinals | 5882 | |
| 2001-02 | 74 | 37 | 24 | 13 | | 87 | .588 | 227 | 215 | 6 of 14 | DNQ | 6365 | |
| 2002-03 | 76 | 44 | 21 | 11 | | 99 | .651 | 249 | 191 | 1 of 10 | Won Colonial Cup Championship | 7221 | |
| 2003-04 | 76 | 53 | 17 | 6 | | 112 | .737 | 281 | 180 | 1 of 11 | Lost semifinals | 7777 | |
| 2004-05 | 80 | 51 | 24 | 5 | | 107 | .669 | 274 | 211 | 2 of 14 | Lost finals | 7401 | |
| 2005-06 | 76 | 44 | 26 | 6 | | 94 | .618 | 258 | 206 | 6 of 14 | Lost quarterfinals | 7421 | |
| 2006-07 | 76 | 51 | 21 | 4 | | 106 | .697 | 263 | 187 | 1 of 10 | Lost semifinals | 7588 | UHL |
| 2007-08 | 76 | 56 | 12 | 8 | | 120 | .789 | 280 | 186 | 1 of 6 | Won Turner Cup Championship | 7711 | |
| 2008-09 | 76 | 46 | 18 | 12 | | 104 | .684 | 288 | 213 | 1 of 6 | Won Turner Cup Championship | 7810 | |
| 2009-10 | 76 | 50 | 21 | 5 | | 105 | .691 | 263 | 183 | 2 of 7 | Won Turner Cup Championship | 7825 | IHL |
| 2010-11 | 66 | 31 | 27 | 8 | | 70 | .530 | 187 | 204 | 10 of 18 | Lost quarterfinals | 7460 | ECHL |
| 2011-12 | 66 | 40 | 19 | 7 | | 87 | .659 | 228 | 187 | 2 of 14 | Won Presidents' Cup Championship | 7770 | CHL |
| 2012-13 | 72 | 33 | 35 | 4 | | 70 | .486 | 205 | 246 | 19 of 23 | DNQ | 7583 | ECHL |
| 2013-14 | 72 | 36 | 24 | 12 | | 84 | .583 | 215 | 215 | 9 of 21 | Lost quarterfinals | 7211 | CHL |
| Totals | 4634 | 2385 | 1789 | 239 | 221 | 5230 | .564 | 17474 | 16063 | | | | |

ALL TIME RECORDS 1952-2014, HOME AND ROAD

Fort Wayne Komet Hockey Club All Time Regular Season Records 1952-53 thru 2013-14, 62 seasons

International Hockey League seasons: 1952-53 thru 1998-99, 2007-08 thru 2009-10, 50 seasons

United Hockey League seasons: 1999-2000 thru 2006-07, 8 seasons

Central Hockey League seasons: 2010-11 and 2011-12, 2 seasons

ECHL seasons: 2012-13 and 2013-14, 2 seasons

KOMETS HOME RECORD

| Season | GP | W | L | OTL | T | Pts | Pct |
|---------------|-------------|-------------|------------|------------|------------|-------------|-------------|
| 1952-53 | 31 | 14 | 16 | | 1 | 29 | .468 |
| 1953-54 | 34 | 20 | 13 | | 1 | 41 | .603 |
| 1954-55 | 30 | 16 | 13 | | 1 | 33 | .550 |
| 1955-56 | 30 | 19 | 9 | | 2 | 40 | .667 |
| 1956-57 | 30 | 18 | 8 | | 4 | 40 | .667 |
| 1957-58 | 32 | 17 | 10 | | 5 | 39 | .609 |
| 1958-59 | 30 | 20 | 9 | | 1 | 41 | .683 |
| 1959-60 | 34 | 28 | 4 | | 2 | 58 | .853 |
| 1960-61 | 35 | 22 | 11 | | 2 | 46 | .657 |
| 1961-62 | 34 | 22 | 11 | | 1 | 45 | .662 |
| 1962-63 | 35 | 23 | 12 | | 0 | 46 | .657 |
| 1963-64 | 35 | 30 | 4 | | 1 | 61 | .871 |
| 1964-65 | 35 | 25 | 7 | | 3 | 53 | .757 |
| 1965-66 | 35 | 27 | 6 | | 2 | 56 | .800 |
| 1966-67 | 36 | 23 | 12 | | 1 | 47 | .653 |
| 1967-68 | 36 | 22 | 10 | | 4 | 48 | .667 |
| 1968-69 | 36 | 21 | 8 | | 7 | 49 | .681 |
| 1969-70 | 36 | 17 | 13 | | 6 | 40 | .556 |
| 1970-71 | 36 | 21 | 8 | | 7 | 49 | .681 |
| 1971-72 | 36 | 24 | 11 | | 1 | 49 | .681 |
| 1972-73 | 37 | 27 | 9 | | 1 | 55 | .743 |
| 1973-74 | 38 | 24 | 14 | | 0 | 48 | .632 |
| 1974-75 | 38 | 16 | 18 | | 4 | 36 | .474 |
| 1975-76 | 39 | 21 | 12 | | 6 | 48 | .615 |
| 1976-77 | 39 | 26 | 9 | | 4 | 56 | .718 |
| 1977-78 | 40 | 21 | 10 | | 9 | 51 | .638 |
| 1978-79 | 40 | 32 | 7 | | 1 | 65 | .813 |
| 1979-80 | 40 | 27 | 9 | | 4 | 58 | .725 |
| 1980-81 | 41 | 23 | 9 | | 9 | 55 | .671 |
| 1981-82 | 41 | 26 | 10 | 4 | 1 | 57 | .695 |
| 1982-83 | 41 | 31 | 5 | 1 | 4 | 67 | .817 |
| 1983-84 | 41 | 30 | 5 | 0 | 6 | 66 | .805 |
| 1984-85 | 41 | 26 | 8 | 3 | 4 | 59 | .720 |
| 1985-86 | 41 | 30 | 6 | 5 | 0 | 65 | .793 |
| 1986-87 | 41 | 32 | 7 | 2 | 0 | 66 | .805 |
| 1987-88 | 41 | 27 | 12 | 2 | | 56 | .683 |
| 1988-89 | 41 | 26 | 11 | 4 | | 56 | .683 |
| 1989-90 | 41 | 26 | 11 | 4 | | 56 | .683 |
| 1990-91 | 41 | 26 | 13 | 2 | | 54 | .659 |
| 1991-92 | 41 | 31 | 6 | 4 | | 66 | .805 |
| 1992-93 | 41 | 26 | 12 | 3 | | 55 | .671 |
| 1993-94 | 41 | 24 | 12 | 5 | | 53 | .646 |
| 1994-95 | 41 | 18 | 21 | 2 | | 38 | .463 |
| 1995-96 | 41 | 22 | 15 | 4 | | 48 | .585 |
| 1996-97 | 41 | 15 | 22 | 4 | | 34 | .415 |
| 1997-98 | 41 | 25 | 13 | 3 | | 53 | .646 |
| 1998-99 | 41 | 23 | 9 | 9 | | 55 | .671 |
| 1999-00 | 37 | 20 | 13 | 4 | | 44 | .595 |
| 2000-01 | 37 | 26 | 9 | 2 | | 54 | .730 |
| 2001-02 | 37 | 20 | 10 | 7 | | 47 | .635 |
| 2002-03 | 38 | 25 | 7 | 6 | | 56 | .737 |
| 2003-04 | 38 | 28 | 6 | 4 | | 60 | .789 |
| 2004-05 | 40 | 27 | 12 | 1 | | 55 | .688 |
| 2005-06 | 38 | 25 | 12 | 1 | | 51 | .671 |
| 2006-07 | 38 | 27 | 9 | 2 | | 56 | .737 |
| 2007-08 | 38 | 32 | 3 | 3 | | 67 | .882 |
| 2008-09 | 38 | 21 | 9 | 8 | | 50 | .658 |
| 2009-10 | 38 | 29 | 7 | 2 | | 60 | .789 |
| 2010-11 | 36 | 19 | 12 | 5 | | 43 | .597 |
| 2011-12 | 33 | 19 | 8 | 6 | | 44 | .667 |
| 2012-13 | 36 | 16 | 20 | 0 | | 32 | .444 |
| 2013-14 | 36 | 16 | 11 | 9 | | 41 | .569 |
| Totals | 2324 | 1460 | 638 | 121 | 105 | 3146 | .677 |

KOMETS ROAD RECORD

| GP | W | L | OTL | T | Pts | Pct |
|-------------|------------|-------------|------------|------------|-------------|-------------|
| 29 | 6 | 22 | | 1 | 13 | .224 |
| 30 | 9 | 17 | | 4 | 22 | .367 |
| 30 | 6 | 24 | | 0 | 12 | .200 |
| 30 | 10 | 20 | | 0 | 20 | .333 |
| 30 | 7 | 21 | | 2 | 16 | .267 |
| 32 | 11 | 18 | | 3 | 25 | .391 |
| 30 | 12 | 18 | | 0 | 24 | .400 |
| 34 | 22 | 12 | | 0 | 44 | .647 |
| 34 | 9 | 24 | | 1 | 19 | .279 |
| 34 | 11 | 20 | | 3 | 25 | .368 |
| 35 | 12 | 18 | | 5 | 29 | .414 |
| 35 | 11 | 24 | | 0 | 22 | .314 |
| 35 | 15 | 18 | | 2 | 32 | .457 |
| 35 | 11 | 20 | | 4 | 26 | .371 |
| 36 | 17 | 19 | | 0 | 34 | .472 |
| 36 | 8 | 19 | | 9 | 25 | .347 |
| 36 | 3 | 25 | | 8 | 14 | .194 |
| 36 | 9 | 25 | | 2 | 20 | .278 |
| 36 | 7 | 24 | | 5 | 19 | .264 |
| 36 | 13 | 22 | | 1 | 27 | .375 |
| 37 | 21 | 14 | | 2 | 44 | .595 |
| 38 | 7 | 31 | | 0 | 14 | .184 |
| 38 | 10 | 26 | | 2 | 22 | .289 |
| 39 | 7 | 24 | | 8 | 22 | .282 |
| 39 | 6 | 27 | | 6 | 18 | .231 |
| 40 | 19 | 13 | | 8 | 46 | .575 |
| 40 | 13 | 22 | | 5 | 31 | .388 |
| 40 | 13 | 18 | | 9 | 35 | .438 |
| 41 | 14 | 21 | | 6 | 34 | .415 |
| 41 | 9 | 26 | 1 | 5 | 24 | .293 |
| 41 | 14 | 19 | 1 | 7 | 36 | .439 |
| 41 | 22 | 17 | 1 | 1 | 46 | .561 |
| 41 | 11 | 21 | 2 | 7 | 31 | .378 |
| 41 | 22 | 16 | 3 | 0 | 47 | .573 |
| 41 | 16 | 19 | 6 | 0 | 38 | .463 |
| 41 | 21 | 18 | 2 | | 44 | .537 |
| 41 | 20 | 19 | 2 | | 42 | .512 |
| 41 | 11 | 23 | 7 | | 29 | .354 |
| 42 | 17 | 22 | 3 | | 37 | .440 |
| 41 | 21 | 16 | 4 | | 46 | .561 |
| 41 | 23 | 15 | 3 | | 49 | .598 |
| 40 | 17 | 17 | 6 | | 40 | .500 |
| 40 | 16 | 18 | 6 | | 38 | .475 |
| 41 | 17 | 20 | 4 | | 38 | .463 |
| 41 | 13 | 25 | 3 | | 29 | .354 |
| 41 | 22 | 16 | 3 | | 47 | .573 |
| 41 | 10 | 24 | 7 | | 27 | .329 |
| 37 | 20 | 14 | 3 | | 43 | .581 |
| 37 | 16 | 17 | 4 | | 36 | .486 |
| 37 | 17 | 14 | 6 | | 40 | .541 |
| 38 | 19 | 14 | 5 | | 43 | .566 |
| 38 | 25 | 11 | 2 | | 52 | .684 |
| 40 | 24 | 12 | 4 | | 52 | .650 |
| 38 | 19 | 14 | 5 | | 43 | .566 |
| 38 | 24 | 12 | 2 | | 50 | .658 |
| 38 | 24 | 9 | 5 | | 53 | .697 |
| 38 | 25 | 9 | 4 | | 54 | .711 |
| 38 | 21 | 14 | 3 | | 45 | .592 |
| 30 | 12 | 15 | 3 | | 27 | .450 |
| 33 | 21 | 11 | 1 | | 43 | .652 |
| 36 | 17 | 15 | 4 | | 38 | .528 |
| 36 | 20 | 13 | 3 | | 43 | .597 |
| 2310 | 925 | 1151 | 118 | 116 | 2084 | .451 |

ALL TIME RECORDS 1952-2014

KOMETS HEAD COACHING RECORDS

| Season | COACH | GP | W | L | OTL | T | Pts | Pct | Standings | Playoffs |
|---------|----------------|----|----|----|-----|----|-----|------|-----------|-------------------------------------|
| 1952-53 | Alex Wood | 60 | 20 | 38 | | 2 | 42 | .350 | 5 of 6 | DNQ |
| 1953-54 | Jack Timmins | 46 | 17 | 24 | | 5 | 39 | .424 | | |
| | Pat Wilson | 18 | 12 | 6 | | 0 | 24 | .667 | 6 of 9 | Lost quarterfinals |
| 1954-55 | Pat Wilson | 60 | 22 | 37 | | 1 | 45 | .375 | 6 of 6 | DNQ |
| 1955-56 | Doug McCaig | 60 | 29 | 29 | | 2 | 60 | .500 | 3 of 6 | Lost semifinals |
| 1956-57 | Doug McCaig | 60 | 25 | 29 | | 6 | 56 | .467 | 5 of 6 | DNQ |
| 1957-58 | Eddie Olson | 64 | 28 | 28 | | 8 | 64 | .500 | 2 of 6 | Lost semifinals |
| 1958-59 | Ken Ullyot | 60 | 32 | 27 | | 1 | 65 | .542 | 2 of 5 | Lost finals |
| 1959-60 | Ken Ullyot | 68 | 50 | 16 | | 2 | 102 | .750 | 1 of 8 | Lost finals |
| 1960-61 | Ken Ullyot | 69 | 31 | 35 | | 3 | 65 | .471 | 5 of 8 | Lost round robin first round series |
| 1961-62 | Art Stone | 68 | 33 | 31 | | 4 | 70 | .515 | 5 of 7 | DNQ |
| 1962-63 | Ken Ullyot | 70 | 35 | 30 | | 5 | 75 | .536 | 1 of 7 | Won Turner Cup Championship |
| 1963-64 | Ken Ullyot | 70 | 41 | 28 | | 1 | 83 | .593 | 2 of 7 | Lost finals |
| 1964-65 | Eddie Long | 70 | 40 | 25 | | 5 | 85 | .607 | 2 of 6 | Won Turner Cup Championship |
| 1965-66 | Eddie Long | 70 | 38 | 26 | | 6 | 82 | .586 | 2 of 6 | Lost semifinals |
| 1966-67 | Ken Ullyot | 72 | 40 | 31 | | 1 | 81 | .563 | 2 of 7 | Lost finals |
| 1967-68 | Ken Ullyot | 72 | 30 | 29 | | 13 | 73 | .507 | 4 of 7 | Lost semifinals |
| 1968-69 | Len Thomson | 72 | 24 | 33 | | 15 | 63 | .438 | 5 of 7 | Lost semifinals |
| 1969-70 | Moe Bartoli | 72 | 26 | 38 | | 8 | 60 | .417 | 6 of 8 | Lost quarterfinals |
| 1970-71 | Ken Ullyot | 13 | 5 | 8 | | 0 | 10 | .385 | | |
| | Marc Boileau | 59 | 23 | 24 | | 12 | 58 | .492 | 5 of 7 | Lost quarterfinals |
| 1971-72 | Marc Boileau | 72 | 37 | 33 | | 2 | 76 | .528 | 4 of 8 | Lost semifinals |
| 1972-73 | Marc Boileau | 74 | 48 | 23 | | 3 | 99 | .669 | 1 of 9 | Won Turner Cup Championship |
| 1973-74 | Ted Wright | 76 | 31 | 45 | | 0 | 62 | .408 | 8 of 9 | DNQ |
| 1974-75 | Ted Wright | 10 | 2 | 7 | | 1 | 5 | .200 | | |
| | Ralph Keller | 66 | 24 | 37 | | 5 | 53 | .382 | 9 of 11 | DNQ |
| 1975-76 | Ralph Keller | 78 | 28 | 36 | | 14 | 70 | .449 | 6 of 9 | Lost semifinals |
| 1976-77 | Ralph Keller | 78 | 32 | 36 | | 10 | 74 | .474 | 6 of 9 | Lost semifinals |
| 1977-78 | Gregg Pilling | 80 | 40 | 23 | | 17 | 97 | .606 | 2 of 9 | Lost semifinals |
| 1978-79 | Moose Lallo | 80 | 45 | 29 | | 6 | 96 | .600 | 2 of 9 | Lost semifinals |
| 1979-80 | Moose Lallo | 80 | 40 | 27 | | 13 | 93 | .581 | 3 of 10 | Lost finals |
| 1980-81 | Moose Lallo | 82 | 37 | 30 | | 15 | 89 | .543 | 3 of 8 | Lost semifinals |
| 1981-82 | Ron Ullyot | 82 | 35 | 41 | 5 | 6 | 81 | .494 | 4 of 7 | Lost semifinals |
| 1982-83 | Ron Ullyot | 82 | 45 | 26 | 2 | 11 | 103 | .628 | 2 of 8 | Lost semifinals |
| 1983-84 | Ron Ullyot | 82 | 52 | 22 | 1 | 7 | 112 | .683 | 1 of 7 | Lost semifinals |
| 1984-85 | Ron Ullyot | 82 | 37 | 34 | 11 | 5 | 90 | .549 | 4 of 9 | Lost semifinals |
| 1985-86 | Rob Laird | 82 | 52 | 22 | 8 | 0 | 112 | .683 | 1 of 10 | Lost finals |
| 1986-87 | Rob Laird | 82 | 48 | 26 | 8 | 0 | 104 | .630 | 1 of 9 | Lost semifinals |
| 1987-88 | Rob Laird | 82 | 48 | 30 | 4 | | 100 | .610 | 2 of 9 | Lost quarterfinals |
| 1988-89 | Rob Laird | 82 | 46 | 30 | 6 | | 98 | .598 | 5 of 10 | Lost semifinals |
| 1989-90 | Al Sims | 82 | 37 | 34 | 11 | | 85 | .518 | 5 of 9 | Lost quarterfinals |
| 1990-91 | Al Sims | 83 | 43 | 35 | 5 | | 91 | .548 | 5 of 11 | Lost finals |
| 1991-92 | Al Sims | 82 | 52 | 22 | 8 | | 112 | .683 | 2 of 10 | Lost quarterfinals |
| 1992-93 | Al Sims | 82 | 49 | 27 | 6 | | 104 | .634 | 4 of 12 | Won Turner Cup Championship |
| 1993-94 | Bruce Boudreau | 81 | 41 | 29 | 11 | | 93 | .574 | 8 of 13 | Lost finals |
| 1994-95 | Bruce Boudreau | 39 | 15 | 21 | 3 | | 33 | .423 | | |
| | D. Ray/C. Chin | 42 | 19 | 18 | 5 | | 43 | .512 | 16 of 17 | Lost quarterfinals |
| 1995-96 | Dave Farrish | 82 | 39 | 35 | 8 | | 86 | .524 | 12 of 19 | Lost quarterfinals |
| 1996-97 | Dave Farrish | 24 | 6 | 13 | 5 | | 17 | .354 | | |
| | John Torchetti | 58 | 22 | 34 | 2 | | 46 | .397 | 19 of 19 | DNQ |
| 1997-98 | John Torchetti | 82 | 47 | 29 | 6 | | 100 | .610 | 8 of 18 | Lost quarterfinals |
| 1998-99 | Grant Sonier | 82 | 33 | 33 | 16 | | 82 | .500 | 12 of 16 | Lost quarterfinals |
| 1999-00 | Dave Allison | 74 | 40 | 27 | 7 | | 87 | .588 | 6 of 14 | Lost semifinals |
| 2000-01 | Greg Puhalski | 74 | 42 | 26 | 6 | | 90 | .608 | 4 of 14 | Lost semifinals |
| 2001-02 | Greg Puhalski | 74 | 37 | 24 | 13 | | 87 | .588 | 6 of 14 | DNQ |
| 2002-03 | Greg Puhalski | 76 | 44 | 21 | 11 | | 99 | .651 | 1 of 10 | Won Colonial Cup Championship |
| 2003-04 | Greg Puhalski | 76 | 53 | 17 | 6 | | 112 | .737 | 1 of 11 | Lost semifinals |
| 2004-05 | Greg Puhalski | 80 | 51 | 24 | 5 | | 107 | .669 | 2 of 14 | Lost finals |
| 2005-06 | Greg Puhalski | 76 | 44 | 26 | 6 | | 94 | .618 | 6 of 14 | Lost first round |
| 2006-07 | Pat Bingham | 76 | 51 | 21 | 4 | | 106 | .697 | 1 of 10 | Lost second round |
| 2007-08 | Al Sims | 76 | 56 | 12 | 8 | | 120 | .789 | 1 of 6 | Won Turner Cup Championship |
| 2008-09 | Al Sims | 76 | 46 | 18 | 12 | | 104 | .684 | 1 of 6 | Won Turner Cup Championship |
| 2009-10 | Al Sims | 76 | 50 | 21 | 5 | | 105 | .691 | 2 of 6 | Won Turner Cup Championship |
| 2010-11 | Al Sims | 66 | 31 | 27 | 8 | | 70 | .530 | 10 of 18 | Lost second round (quarterfinals) |
| 2011-12 | Al Sims | 66 | 40 | 19 | 7 | | 87 | .659 | 2 of 14 | Won Presidents' Cup Championship |
| 2012-13 | Al Sims | 72 | 33 | 35 | 4 | | 70 | .486 | 19 of 23 | DNQ |
| 2013-14 | Gary Graham | 72 | 36 | 24 | 12 | | 84 | .583 | 9 of 21 | Lost second round |

Komets Top 4 Winningest Head Coaches:

| | | |
|---|---------------|-----|
| 1 | Al Sims | 437 |
| 2 | Greg Puhalski | 271 |
| 3 | Ken Ullyot | 264 |
| 4 | Robbie Laird | 194 |

ALL TIME RECORDS 1952-2014

KOMETS OPENING GAME RECORDS

Season Openers

| Season | Date | Results | Attendance |
|---------|---------------|-----------------------------------|------------|
| 1952-53 | Sat. 10/25/52 | Komets 0 vs Toledo 4 L | 5,000 |
| 1953-54 | Tue. 10/13/53 | Komets 2 at Troy 1 W (OT) | 4,981 |
| 1954-55 | Sat. 10/16/54 | Komets 7 vs Johnstown 0 W | 5,874 |
| 1955-56 | Sat. 10/15/55 | Komets 3 at Grand Rapids 6 L | 3,025 |
| 1956-57 | Sat. 10/13/56 | Komets 1 at Huntington 3 L | 3,800 |
| 1957-58 | Sat. 10/26/57 | Komets 2 vs Cincinnati 1 W (OT) | 5,368 |
| 1958-59 | Sat. 11/1/58 | Komets 6 vs Indianapolis 4 W | 4,111 |
| 1959-60 | Fri. 10/30/59 | Komets 3 at Milwaukee 4 L (OT) | 2,136 |
| 1960-61 | Fri. 10/21/60 | Komets 4 at Toledo 6 L | 2,665 |
| 1961-62 | Fri. 10/20/61 | Komets 3 at Muskegon 5 L | 2,741 |
| 1962-63 | Fri. 11/2/62 | Komets 8 at Muskegon 5 W | 4,138 |
| 1963-64 | Sat. 11/2/63 | Komets 3 vs Windsor 4 L | 8,013 |
| 1964-65 | Fri. 10/30/64 | Komets 12 at Muskegon 1 W | 3,259 |
| 1965-66 | Fri. 10/29/65 | Komets 4 at Port Huron 5 L | 2,908 |
| 1966-67 | Sat. 10/22/66 | Komets 3 vs Dayton 4 L | 8,025 |
| 1967-68 | Sat. 10/21/67 | Komets 7 vs Dayton 2 W | 8,057 |
| 1968-69 | Sat. 10/19/68 | Komets 2 vs Port Huron 1 W | 7,203 |
| 1969-70 | Sat. 10/18/69 | Komets 3 vs Port Huron 1 W | 7,777 |
| 1970-71 | Sat. 10/17/70 | Komets 6 vs Des Moines 3 W | 5,656 |
| 1971-72 | Fri. 10/15/71 | Komets 2 at Muskegon 6 L | 1,509 |
| 1972-73 | Sat. 10/14/72 | Komets 3 vs Port Huron 4 L (OT) | 5,335 |
| 1973-74 | Fri. 10/19/73 | Komets 1 vs Muskegon 5 L | 4,182 |
| 1974-75 | Sat. 10/19/74 | Komets 4 vs Toledo 2 W | 5,599 |
| 1975-76 | Fri. 10/17/75 | Komets 5 vs Columbus 1 W | 3,333 |
| 1976-77 | Sat. 10/16/76 | Komets 5 vs Toledo 2 W | 4,744 |
| 1977-78 | Fri. 10/21/77 | Komets 2 at Muskegon 5 L | 2,096 |
| 1978-79 | Fri. 10/20/78 | Komets 2 at Muskegon 0 W | 2,156 |
| 1979-80 | Fri. 10/19/79 | Komets 4 vs Grand Rapids 0 W | 4,386 |
| 1980-81 | Sat. 10/11/80 | Komets 2 vs Kalamazoo 5 L | 5,226 |
| 1981-82 | Sun. 10/11/81 | Komets 4 at Saginaw 8 L | 1,624 |
| 1982-83 | Fri. 10/15/82 | Komets 3 at Flint 2 W | 2,618 |
| 1983-84 | Fri. 10/14/83 | Komets 0 at Flint 3 L | 2,253 |
| 1984-85 | Fri. 10/19/84 | Komets 0 at Indianapolis 7 L | 6,026 |
| 1985-86 | Wed. 10/16/85 | Komets 7 at Salt Lake 3 W | 4,741 |
| 1986-87 | Fri. 10/17/86 | Komets 6 at Indianapolis 7 OTL | 8,028 |
| 1987-88 | Fri. 10/16/87 | Komets 5 at Muskegon 4 W (OT) | 2,587 |
| 1988-89 | Sat. 10/8/88 | Komets 0 vs Kalamazoo 4 L | 4,658 |
| 1989-90 | Fri. 10/6/89 | Komets 4 at Indianapolis 3 W (SO) | 7,307 |
| 1990-91 | Fri. 10/5/90 | Komets 7 at Milwaukee 3 W | 9,963 |
| 1991-92 | Fri. 10/4/91 | Komets 5 at Indianapolis 4 W (SO) | 7,819 |
| 1992-93 | Fri. 10/9/92 | Komets 7 vs Indianapolis 3 W | 8,103 |
| 1993-94 | Sat. 10/7/93 | Komets 4 vs Indianapolis 1 W | 8,103 |
| 1994-95 | Fri. 9/30/94 | Komets 2 vs Indianapolis 5 L | 8,103 |
| 1995-96 | Sat. 9/30/95 | Komets 7 vs Houston 3 W | 8,103 |
| 1996-97 | Fri. 10/6/96 | Komets 8 vs Chicago 7 W (SO) | 7,836 |
| 1997-98 | Sat. 10/4/97 | Komets 6 vs Cleveland 3 W (SO) | 8,103 |
| 1998-99 | Sat. 10/10/98 | Komets 2 vs Indianapolis 3 SOL | 8,203 |
| 1999-00 | Sat. 10/16/99 | Komets 8 at Asheville 5 W | 5,178 |
| 2000-01 | Sat. 10/14/00 | Komets 2 at Muskegon 3 L | 3,421 |
| 2001-02 | Fri. 10/12/01 | Komets 4 at New Haven 1 W | 3,562 |
| 2002-03 | Fri. 10/11/02 | Komets 2 at Rockford 5 L | 5,636 |
| 2003-04 | Fri. 10/24/03 | Komets 2 at Muskegon 3 L | 2,521 |
| 2004-05 | Fri. 10/15/04 | Komets 2 at Elmira 3 SOL | 3,110 |
| 2005-06 | Fri. 10/21/05 | Komets 2 at Roanoke 3 SOL | 2,360 |
| 2006-07 | Fri. 10/13/06 | Komets 4 at Rockford 2 W | 5,736 |
| 2007-08 | Sat. 10/20/07 | Komets 4 vs Port Huron 0 W | 10,153 |
| 2008-09 | Fri. 10/17/08 | Komets 6 at Port Huron 2 W | 2,287 |
| 2009-10 | Fri. 10/16/09 | Komets 4 at Dayton 3 W (OT) | 2,789 |
| 2010-11 | Sat. 10/16/10 | Komets 0 vs Rapid City 4 L | 10,480 |
| 2011-12 | Sat. 10/22/11 | Komets 0 vs Evansville 5 L | 10,071 |
| 2012-13 | Sat. 10/12/13 | Komets 1 vs Kalamazoo 4 L | 10,091 |
| 2013-14 | Sat. 10/19/13 | Komets 3 vs Toledo 4 SOL | 9,676 |

| Season Openers | GP | W | L | T | OTL/SOL | Pts | Pct. | GF | GA | Total Attend | Attend Ave | Shutouts For: 4 | Shutouts Against: 6 |
|----------------|----|----|----|---|---------|-----|------|-----|-----|--------------|------------|-----------------|-------------------------|
| Home: | 30 | 17 | 11 | 0 | 2 | 36 | .600 | 107 | 89 | 209,572 | 6,986 | OT/Shutouts: 15 | (Won 8, Lost 7, Tied 0) |
| Road: | 32 | 15 | 14 | 0 | 3 | 33 | .516 | 123 | 121 | 124,980 | 3,906 | | |
| Totals: | 62 | 32 | 25 | 0 | 5 | 69 | .556 | 230 | 210 | 334,552 | 5,396 | | |

ALL TIME RECORDS 1952-2014

KOMETS OPENING GAME RECORDS

Home Openers

| Season | Date | Results | Attendance | | | | | | | |
|---------|---------------|-----------------------------------|------------|---------|-----|------|-----|-----|--------------|------------|
| 1952-53 | Sat. 10/25/52 | Komets 0 vs Toledo 4 L | 5,000 | | | | | | | |
| 1953-54 | Sat. 10/17/53 | Komets 1 vs Johnstown 5 L | 6,020 | | | | | | | |
| 1954-55 | Sat. 10/16/54 | Komets 7 vs Johnstown 0 W | 5,874 | | | | | | | |
| 1955-56 | Tue. 10/18/55 | Komets 2 vs Indianapolis 3 L (OT) | 3,064 | | | | | | | |
| 1956-57 | Tue. 10/16/56 | Komets 3 vs Cincinnati 4 L | 3,442 | | | | | | | |
| 1957-58 | Sat. 10/26/57 | Komets 2 vs Cincinnati 1 W (OT) | 5,368 | | | | | | | |
| 1958-59 | Sat. 11/1/58 | Komets 6 vs Indianapolis 4 W | 4,111 | | | | | | | |
| 1959-60 | Sat. 10/31/59 | Komets 3 vs Louisville 0 W | 4,506 | | | | | | | |
| 1960-61 | Sat. 10/22/60 | Komets 4 vs Omaha 3 W (OT) | 4,098 | | | | | | | |
| 1961-62 | Sat. 10/21/61 | Komets 4 vs Omaha 5 L (OT) | 4,791 | | | | | | | |
| 1962-63 | Sat. 11/3/62 | Komets 7 vs Muskegon 3 W | 6,845 | | | | | | | |
| 1963-64 | Sat. 11/2/63 | Komets 3 vs Windsor 4 L | 8,013 | | | | | | | |
| 1964-65 | Sat. 10/31/64 | Komets 6 vs Des Moines 0 W | 8,100 | | | | | | | |
| 1965-66 | Sat. 10/30/65 | Komets 7 vs Toledo 1 W | 7,293 | | | | | | | |
| 1966-67 | Sat. 10/22/66 | Komets 3 vs Dayton 4 L | 8,025 | | | | | | | |
| 1967-68 | Sat. 10/21/67 | Komets 7 vs Dayton 2 W | 8,057 | | | | | | | |
| 1968-69 | Sat. 10/19/68 | Komets 2 vs Port Huron 1 W | 7,203 | | | | | | | |
| 1969-70 | Sat. 10/18/69 | Komets 3 vs Port Huron 1 W | 7,777 | | | | | | | |
| 1970-71 | Sat. 10/17/70 | Komets 6 vs Des Moines 3 W | 5,656 | | | | | | | |
| 1971-72 | Sat. 10/16/71 | Komets 1 vs Flint 2 L | 5,372 | | | | | | | |
| 1972-73 | Sat. 10/14/72 | Komets 3 vs Port Huron 4 L (OT) | 5,335 | | | | | | | |
| 1973-74 | Fri. 10/19/73 | Komets 1 vs Muskegon 5 L | 4,182 | | | | | | | |
| 1974-75 | Sat. 10/19/74 | Komets 4 vs Toledo 2 W | 5,599 | | | | | | | |
| 1975-76 | Fri. 10/17/75 | Komets 5 vs Columbus 1 W | 3,333 | | | | | | | |
| 1976-77 | Sat. 10/16/76 | Komets 5 vs Toledo 2 W | 4,744 | | | | | | | |
| 1977-78 | Sat. 10/22/77 | Komets 3 vs Kalamazoo 3 T | 5,757 | | | | | | | |
| 1978-79 | Sat. 10/21/78 | Komets 5 vs Saginaw 3 W | 5,025 | | | | | | | |
| 1979-80 | Fri. 10/19/79 | Komets 4 vs Grand Rapids 0 W | 4,386 | | | | | | | |
| 1980-81 | Sat. 10/11/80 | Komets 2 vs Kalamazoo 5 L | 5,226 | | | | | | | |
| 1981-82 | Wed. 10/14/81 | Komets 4 vs Muskegon 3 W | 3,773 | | | | | | | |
| 1982-83 | Sat. 10/16/82 | Komets 4 vs Peoria 3 W | 5,700 | | | | | | | |
| 1983-84 | Sat. 10/15/83 | Komets 5 vs Milwaukee 3 W | 7,500 | | | | | | | |
| 1984-85 | Sat. 10/20/84 | Komets 8 vs Indianapolis 2 W | 4,080 | | | | | | | |
| 1985-86 | Fri. 10/25/85 | Komets 1 vs Muskegon 2 OTL | 3,876 | | | | | | | |
| 1986-87 | Fri. 10/24/86 | Komets 2 vs Saginaw 3 L | 4,000 | | | | | | | |
| 1987-88 | Wed. 10/21/87 | Komets 5 vs Muskegon 6 L | 3,200 | | | | | | | |
| 1988-89 | Sat. 10/8/88 | Komets 0 vs Kalamazoo 4 L | 4,658 | | | | | | | |
| 1989-90 | Sat. 10/7/89 | Komets 5 vs Indianapolis 4 W (OT) | 3,616 | | | | | | | |
| 1990-91 | Sat. 10/6/90 | Komets 2 vs Peoria 3 SOL | 7,943 | | | | | | | |
| 1991-92 | Sat. 10/5/91 | Komets 4 vs Kalamazoo 3 W | 8,003 | | | | | | | |
| 1992-93 | Fri. 10/9/92 | Komets 7 vs Indianapolis 3 W | 8,103 | | | | | | | |
| 1993-94 | Sat. 10/7/93 | Komets 4 vs Indianapolis 1 W | 8,103 | | | | | | | |
| 1994-95 | Fri. 9/30/94 | Komets 2 vs Indianapolis 5 L | 8,103 | | | | | | | |
| 1995-96 | Sat. 9/30/95 | Komets 7 vs Houston 3 W | 8,103 | | | | | | | |
| 1996-97 | Fri. 10/6/96 | Komets 8 vs Chicago 7 W (SO) | 7,836 | | | | | | | |
| 1997-98 | Sat. 10/4/97 | Komets 4 vs Cleveland 3 W (SO) | 8,103 | | | | | | | |
| 1998-99 | Sat. 10/10/98 | Komets 2 vs Indianapolis 3 SOL | 8,203 | | | | | | | |
| 1999-00 | Sat. 10/23/99 | Komets 5 vs Knoxville 3 W | 8,358 | | | | | | | |
| 2000-01 | Sat. 10/28/00 | Komets 6 vs Flint 3 W | 7,737 | | | | | | | |
| 2001-02 | Fri. 10/26/01 | Komets 4 vs Quad City 3 W | 7,874 | | | | | | | |
| 2002-03 | Sat. 11/9/02 | Komets 3 vs Quad City 1 W | 10,009 | | | | | | | |
| 2003-04 | Sat. 10/25/03 | Komets 3 vs Kalamazoo 4 SOL | 10,507 | | | | | | | |
| 2004-05 | Sat. 10/23/04 | Komets 4 vs Flint 1 W | 10,012 | | | | | | | |
| 2005-06 | Sat. 11/5/05 | Komets 4 vs Motor City 1 W | 10,462 | | | | | | | |
| 2006-07 | Sat. 10/21/06 | Komets 8 vs Quad City 3 W | 10,058 | | | | | | | |
| 2007-08 | Sat. 10/20/07 | Komets 4 vs Port Huron 0 W | 10,153 | | | | | | | |
| 2008-09 | Sat. 10/18/08 | Komets 11 vs Flint 3 W | 10,511 | | | | | | | |
| 2009-10 | Fri. 10/23/09 | Komets 2 vs Bloomington 1 W | 10,511 | | | | | | | |
| 2010-11 | Sat. 10/16/10 | Komets 0 vs Rapid City 4 L | 10,480 | | | | | | | |
| 2011-12 | Sat. 10/22/11 | Komets 0 vs Evansville 5 L | 10,071 | | | | | | | |
| 2012-13 | Sat. 10/12/13 | Komets 1 vs Kalamazoo 4 L | 10,091 | | | | | | | |
| 2013-14 | Sat. 10/19/14 | Komets 3 vs Toledo 4 SOL | 9,676 | | | | | | | |
| GP | W | L | T | OTL/SOL | Pts | Pct. | GF | GA | Total Attend | Attend Ave |
| 62 | 38 | 18 | 1 | 5 | 82 | .661 | 241 | 172 | 421,615 | 6,800 |

KOMETS HOME OPENERS

Shutouts For: 5

Shutouts Against: 4

OT/Shootouts: 13 (Won 5, Lost 8, Tied 0)

ALL TIME RECORDS 1952-2014

KOMETS TRADITIONAL HOLIDAY GAME RECORDS

Thanksgiving Day Komet Games

| Season | Date | Results | Attendance |
|---------|----------------|--------------------------------|------------|
| 1952-53 | Nov. 27, 1952 | Komets 2 at Cincinnati 3 L | |
| 1953-54 | No game played | | |
| 1954-55 | No game played | | |
| 1955-56 | No game played | | |
| 1956-57 | No game played | | |
| 1957-58 | Nov. 27, 1957 | Komets 3 vs Toledo 7 L | |
| 1958-59 | No game played | | |
| 1959-60 | Nov. 26, 1959 | Komets 6 at Louisville 1 W | |
| 1960-61 | Nov. 24, 1960 | Komets 6 at Muskegon 5 W | |
| 1961-62 | Nov. 23, 1961 | Komets 3 at Muskegon 8 L | |
| 1962-63 | Nov. 22, 1962 | Komets 8 vs Sudbury 6 W | |
| 1963-64 | Nov. 28, 1963 | Komets 5 vs Des Moines 3 W | |
| 1964-65 | Nov. 26, 1964 | Komets 2 vs Toledo 1 W | |
| 1965-66 | Nov. 25, 1965 | Komets 4 vs Toledo 2 W | |
| 1966-67 | Nov. 24, 1966 | Komets 2 vs Columbus 1 W | |
| 1967-68 | Nov. 23, 1967 | Komets 3 vs Des Moines 0 W | |
| 1968-69 | Nov. 28, 1968 | Komets 2 vs Dayton 4 L | |
| 1969-70 | Nov. 27, 1969 | Komets 6 vs Flint 0 W | |
| 1970-71 | Nov. 26, 1970 | Komets 3 vs Toledo 3 T (no OT) | |
| 1971-72 | Nov. 25, 1971 | Komets 7 vs Columbus 2 W | |
| 1972-73 | Nov. 23, 1972 | Komets 5 vs Des Moines 1 W | |
| 1973-74 | Nov. 22, 1973 | Komets 5 vs Toledo 3 W | |
| 1974-75 | Nov. 28, 1974 | Komets 3 vs Saginaw 4 L | |
| 1975-76 | Nov. 27, 1975 | Komets 10 vs Dayton 3 W | |
| 1976-77 | Nov. 25, 1976 | Komets 5 vs Toledo 1 W | 4,647 |
| 1977-78 | Nov. 24, 1977 | Komets 5 vs Dayton 2 W | 8,034 |
| 1978-79 | Nov. 23, 1978 | Komets 6 vs Milwaukee 3 W | 7,035 |
| 1979-80 | Nov. 22, 1979 | Komets 4 vs Toledo 4 T (no OT) | 5,575 |
| 1980-81 | Nov. 27, 1980 | Komets 6 vs Saginaw 4 W | 5,560 |
| 1981-82 | Nov. 26, 1981 | Komets 5 vs Saginaw 2 W | 4,016 |
| 1982-83 | Nov. 25, 1982 | Komets 4 vs Flint 2 W | 3,857 |
| 1983-84 | Nov. 24, 1983 | Komets 2 vs Kalamazoo 3 L | 4,343 |
| 1984-85 | Nov. 22, 1984 | Komets 7 vs Toledo 3 W | 4,400 |
| 1985-86 | Nov. 28, 1985 | Komets 7 vs Flint 3 W | 4,553 |
| 1986-87 | Nov. 27, 1986 | Komets 4 vs Milwaukee 5 OTL | 4,134 |
| 1987-88 | Nov. 26, 1987 | Komets 2 vs Saginaw 3 L | 5,606 |
| 1988-89 | Nov. 24, 1988 | Komets 5 vs Milwaukee 4 W (SO) | 4,175 |
| 1989-90 | Nov. 23, 1989 | Komets 2 vs Peoria 6 L | 4,224 |
| 1990-91 | Nov. 22, 1990 | Komets 4 vs Peoria 5 L | |
| 1991-92 | Nov. 28, 1991 | Komets 8 vs San Diego 4 W | |
| 1992-93 | Nov. 26, 1992 | Komets 2 vs San Diego 5 L | |
| 1993-94 | Nov. 25, 1993 | Komets 1 vs Milwaukee 2 L | |
| 1994-95 | Nov. 24, 1994 | Komets 3 vs Chicago 4 SOL | 8,103 |
| 1995-96 | Nov. 23, 1995 | Komets 5 vs Indianapolis 6 L | 8,103 |
| 1996-97 | Nov. 28, 1996 | Komets 1 vs Milwaukee 4 L | 7,409 |
| 1997-98 | Nov. 27, 1997 | Komets 1 vs Grand Rapids 3 L | 7,660 |
| 1998-99 | Nov. 26, 1998 | Komets 6 vs Milwaukee 3 W | 7,441 |
| 1999-00 | Nov. 25, 1999 | Komets 4 vs Knoxville 3 W | 6,314 |
| 2000-01 | Nov. 23, 2000 | Komets 5 vs Flint 6 L | 6,233 |
| 2001-02 | Nov. 22, 2001 | Komets 2 vs Port Huron 0 W | 6,717 |
| 2002-03 | Nov. 28, 2002 | Komets 0 vs Missouri 1 L | 7,504 |
| 2003-04 | Nov. 27, 2003 | Komets 6 vs Missouri 2 W | 7,857 |
| 2004-05 | Nov. 25, 2004 | Komets 5 vs Quad City 3 W | 8,060 |
| 2005-06 | Nov. 24, 2005 | Komets 5 vs Quad City 4 W (SO) | 7,683 |
| 2006-07 | Nov. 23, 2006 | Komets 5 vs Bloomington 2 W | 7,639 |
| 2007-08 | Nov. 22, 2007 | Komets 4 vs Port Huron 5 L | 7,613 |
| 2008-09 | Nov. 27, 2008 | Komets 5 vs Flint 4 W | 7,704 |
| 2009-10 | Nov. 26, 2009 | Komets 5 vs Flint 4 W | 8,243 |
| 2010-11 | Nov. 25, 2010 | Komets 5 vs Quad City 2 W | 7,289 |
| 2011-12 | Nov. 24, 2011 | Komets 3 vs Bloomington 1 W | 7,749 |
| 2012-13 | Nov. 22, 2012 | Komets 4 vs Kalamazoo 3 W | 7,479 |
| 2013-14 | Nov. 28, 2013 | Komets 1 vs Florida 3 L | 7,398 |

| | GP | W | L | T | OTL/SOL | Pts | Pct. | Shutouts For: 2 | Shutouts Against: 1 |
|---------------|----|----|----|---|---------|-----|------|--|---------------------|
| At Fort Wayne | 53 | 33 | 16 | 2 | 2 | 70 | .660 | OT/Shootouts: 4 (Won2, Lost 2, Tied 0) | |
| Away | 4 | 2 | 2 | 0 | 0 | 4 | .500 | | |
| Totals | 57 | 35 | 18 | 2 | 2 | 74 | .649 | | |

| Season | Date | Results | Attendance | | | | | | | |
|---------------|----------------|-------------------|------------|---------------------------------------|----------|----------------|------------|-------------|------------------------|--------------------------------|
| 1952-53 | No game played | | | | | | | | | |
| 1953-54 | No game played | | | | | | | | | |
| 1954-55 | No game played | | | | | | | | | |
| 1955 | Komets 3 | vs Troy 2 | W | | | | | | | |
| 1956 | Komets 0 | vs Toledo 1 | L | | | | | | | |
| 1957 | Komets 1 | vs Cincinnati 2 | L | | | | | | | |
| 1958 | Komets 3 | vs Toledo 1 | W | | | | | | | |
| 1959 | Komets 5 | vs Toledo 0 | W | | | | | | | |
| 1960 | Komets 6 | vs Muskegon 1 | W | | | | | | | |
| 1961 | Komets 5 | at Indianapolis 2 | W | (Only Komet New Year's Eve road game) | | | | | | |
| 1962 | Komets 3 | vs Muskegon 5 | L | | | | | | | |
| 1963 | Komets 3 | vs Windsor 2 | W (OT) | | | | | | | |
| 1964 | Komets 4 | vs Toledo 3 | W | | | | | | | |
| 1965 | Komets 7 | vs Dayton 3 | W | | | | | | | |
| 1966 | Komets 3 | vs Toledo 5 | L | | | | | | | |
| 1967 | Komets 4 | vs Muskegon 2 | W | | | | | | | |
| 1968 | Komets 1 | vs Toledo 4 | L | | | | | | | |
| 1969 | Komets 8 | vs Dayton 4 | W | | | | | | | |
| 1970 | Komets 2 | vs Des Moines 2 | T (no OT) | | | | | | | |
| 1971 | Komets 1 | vs Des Moines 4 | L | | | | | | | |
| 1972 | Komets 8 | vs Des Moines 4 | W | | | | | | | |
| 1973 | Komets 3 | vs Toledo 4 | L | | | | | | | |
| 1974 | Komets 2 | vs Toledo 3 | L | | | | | | | |
| 1975-76 | No game played | | | | | | | | | |
| 1976 | Komets 5 | vs Columbus 5 | T (no OT) | | 4,344 | | | | | |
| 1977 | Komets 2 | vs Kalamazoo 2 | T (no OT) | | 6,432 | | | | | |
| 1978 | Komets 7 | vs Flint 4 | W | | 5,302 | | | | | |
| 1979 | Komets 4 | vs Milwaukee 1 | W | | 5,510 | | | | | |
| 1980 | Komets 9 | vs Flint 5 | W | | 4,703 | | | | | |
| 1981 | Komets 4 | vs Kalamazoo 7 | L | | 4,386 | | | | | |
| 1982 | Komets 12 | vs Peoria 2 | W | | 4,200 | | | | | |
| 1983 | Komets 8 | vs Flint 3 | W | | 4,200 | | | | | |
| 1984 | Komets 3 | vs Peoria 2 | W | | 5,050 | | | | | |
| 1985 | Komets 7 | vs Indianapolis 2 | W | | 4,644 | | | | | |
| 1986 | Komets 7 | vs Indianapolis 5 | W | | 6,002 | | | | | |
| 1987 | Komets 10 | vs Flint 2 | W | | 5,774 | | | | | |
| 1988 | Komets 5 | vs Indianapolis 3 | W | | 5,259 | | | | | |
| 1989 | Komets 6 | vs Phoenix 2 | W | | 3,603 | | | | | |
| 1990 | Komets 11 | vs Salt Lake 3 | W | | | | | | | |
| 1991 | Komets 5 | vs Peoria 2 | W | | | | | | | |
| 1992 | Komets 4 | vs Milwaukee 5 | SOL | | | | | | | |
| 1993 | Komets 9 | vs Peoria 1 | W | | | | | | | |
| 1994 | Komets 3 | vs Milwaukee 2 | W (SO) | | 8,103 | | | | | |
| 1995 | Komets 3 | vs Cleveland 4 | L | | 8,103 | | | | | |
| 1996 | Komets 1 | vs Phoenix 6 | L | | 8,103 | | | | | |
| 1997 | Komets 4 | vs Cincinnati 3 | W (SO) | | 8,153 | | | | | |
| 1998 | Komets 2 | vs Cleveland 5 | L | | 8,353 | | | | | |
| 1999 | Komets 7 | vs Madison 3 | W | | 6,843 | | | | | |
| 2000 | Komets 6 | vs Flint 4 | W | | 8,003 | | | | | |
| 2001 | Komets 2 | vs Missouri 3 | L | | 10,228 | | | | | |
| 2002 | Komets 4 | vs Muskegon 1 | W | | 7,874 | | | | | |
| 2003 | Komets 7 | vs Rockford 3 | W | | 10,507 | | | | | |
| 2004 | Komets 5 | vs Motor City 0 | W | | 10,502 | | | | | |
| 2005 | Komets 6 | vs Roanoke 0 | W | | 10,206 | | | | | |
| 2006 | Komets 4 | vs Chicago 2 | W | | 9,413 | | | | | |
| 2007 | Komets 4 | vs Bloomington 1 | W | | 9,944 | | | | | |
| 2008 | Komets 6 | vs Flint 2 | W | | 10,511 | | | | | |
| 2009 | Komets 5 | vs Bloomington 1 | W | | 10,454 | | | | | |
| 2010 | Komets 5 | vs Quad City 6 | OTL | | 10,059 | | | | | |
| 2011 | Komets 2 | vs Bloomington 1 | W | | 10,480 | | | | | |
| 2012 | Komets 4 | vs Toledo 9 | L | | 10,103 | | | | | |
| 2013 | Komets 5 | vs Toledo 3 | W | | 9,088 | | | | | |
| | | GP | W | L | T | OTL/SOL | Pts | Pct. | Shutouts For: 3 | Shutouts Against: 1 |
| At Fort Wayne | 57 | 38 | 14 | 3 | 2 | 81 | .710 | | OT/Shootouts: 4 | (Won 3, Lost 2, Tied 0) |
| Away | <u>1</u> | <u>1</u> | <u>0</u> | <u>0</u> | <u>0</u> | <u>2</u> | 1.000 | | | |
| Totals | 58 | 39 | 14 | 3 | 2 | 83 | .716 | | | |

ALL TIME RECORDS 1952-2014

KOMETS ALL-TIME TEAM-VS-TEAM RECORDS
VS. ACTIVE ECHL TEAMS

| Team | Regular Season | | | | Playoffs | | |
|-------------------|----------------|-----|-----|----|----------|-----|---|
| | W | L | OTL | T | W | L | T |
| Cincinnati | 53 | 84 | 7 | 5 | 7 | 9 | x |
| Colorado (Denver) | 11 | 9 | 3 | x | --- | --- | x |
| Elmira | 21 | 9 | 7 | x | 4 | 0 | x |
| Evansville | 25 | 14 | 5 | x | --- | --- | x |
| Florida | 4 | 5 | 1 | x | --- | --- | x |
| Greenville | 2 | 1 | 0 | x | --- | --- | x |
| Gwinnett | 4 | 3 | 0 | x | --- | --- | x |
| Indianapolis | 161 | 80 | 18 | 5 | 13 | 9 | x |
| Kalamazoo | 196 | 141 | 34 | 16 | 20 | 17 | x |
| Las Vegas | 6 | 8 | 1 | x | --- | --- | x |
| Orlando | 13 | 10 | 2 | x | 2 | 3 | x |
| Reading | 1 | 4 | 1 | x | 4 | 1 | x |
| South Carolina | 2 | 0 | 2 | x | --- | --- | x |
| Toledo | 203 | 155 | 3 | 27 | 27 | 28 | x |
| Utah (SLC) | 32 | 31 | 7 | 3 | 9 | 8 | x |
| Wheeling | 2 | 2 | 1 | x | --- | --- | x |

Includes IHL, UHL, CHL and ECHL seasons combined vs Fort Wayne Komets. Records are exclusive of teams in home cities named.

REGULAR SEASON CHAMPIONSHIPS

IHL:

9 1959-60, 1962-63, 1972-73, 1977-78, 1983-84, 1985-86, 1986-87, 2007-08, 2008-09

UHL:

3 2002-03, 2003-04, 2006-07

Total: 11 Regular Season Championships

PLAYOFF CHAMPIONSHIPS

IHL:

7 1962-63, 1964-65, 1972-73, 1992-93, 2007-08, 2008-09, 2009-10

UHL:

1 2002-03

CHL:

1 2011-12

Total Playoff Championships: 9

ATTENDANCE

REGULAR SEASON & PLAYOFFS

HOME ATTENDANCE RECORDS

- Single-Game Attendance Record, Regular Season: 10,525 (4/3/05)
- Single-Game Attendance Record, Playoffs: 10,593 (5/4/03)
- Regular Season Attendance Record: 316,190 (1992-93)
- Regular Season Attendance Per-Game Ave. Record: 7,825 (2009-10)
- Largest attendance, home opener: 10,511 (2008, 2009)
- Most home sellouts, regular season: 25 (1992-93)
- Most playoff sellouts, season: 7 (1991)
- Most consecutive playoff game sellouts, season: 4 (1991)
- Total playoff sellouts: 26 (24 under Franke ownership)

KOMETS ALL-TIME TOP 13
LONGEST OVERTIME GAMES

- 1 April 14, 1960, vs St. Paul 5-4 loss, 8:29 fourth OT (118:29)
- 2 May 19, 1994, vs Atlanta 7-6 loss, 1:56 third OT (101:56)
- 3 May 12, 2008, vs Port Huron 3-2 win, 0:23 third OT (100:23)
- 4 April 18, 2009, at Kalamazoo 3-2 loss, 14:58 second OT (94:58)
- 5 May 8, 2014, vs Cincinnati 3-2 loss, 11:25 second OT (91:25)
- 6 April 23, 2005, vs Missouri 3-2 loss, 11:15 second OT (91:15)
- 7 April 26, 2003 vs Quad City 4-3 loss, 6:57 second OT (86:57)
- 8 April 27, 2014 vs Reading 2-1 win, 6:45 second OT (86:45)
- 9 April 19, 2012 at Missouri 5-4 win, 2:47 second OT (82:47)
- 10 April 4, 1968, vs Dayton 3-2 loss, 11:07 second OT (81:07)
- 11 April 21, 1991, at Indianapolis 4-3 win, 18:29 OT (78:29)
- 12 May 10, 2005, vs Rockford 2-1 win, 14:46 OT (74:46)
- 13 March 31, 1966, at Dayton 5-4 loss, 3:21 second OT (73:21)

Note: Komets are 3-8 in playoff OT games that reach a second OT.

KOMETS ALL-TIME MOST HOME WINS IN A SEASON

| Season | No. of Wins |
|-----------|-------------|
| 1 1978-79 | 32 |
| 1986-87 | 32 |
| 2007-08 | 32 |
| 2 1982-83 | 31 |
| 1991-92 | 31 |
| 3 1983-84 | 30 |
| 1985-86 | 30 |
| 4 1959-60 | 28 |
| 2003-04 | 28 |
| 5 2009-10 | 29 |
| 6 1972-73 | 27 |
| 1987-88 | 27 |
| 1988-89 | 27 |
| 2004-05 | 27 |
| 2006-07 | 27 |
| 7 1992-93 | 26 |
| 2000-01 | 26 |

KOMETS 0-0 GAMES (After regulation time)

- 1) Feb. 23, 1960 Komets 1, at St. Paul 0 (overtime)
Goaltenders- FW: Reno Zanier, SP: Glenn Ramsay
- 2) Feb. 27, 1971 Komets 0, at Port Huron 0 (no overtime)
Goaltenders- FW: Jim Keough, PH: Ron Marlow
- 3) Feb. 16, 1986 Kalamazoo 1, at Komets 0, (overtime)
Goaltenders- Kal: Georges Gagnon, FW: Pokey Reddick
- 4) Dec. 27, 2002 at Flint 1, Komets 0 (shootout)
Goaltenders- Flt: Sean Weaver, FW: Tom Lawson
- 5) Dec. 4, 2004 Komets 1, at Muskegon 0 (shootout)
Goaltenders- FW: Tyler Masters, Mus: Clayton Pool
- 6) Jan. 9, 2011 Quad City 1, at Komets 0 (overtime)
Goaltenders- QC: David Brown, FW: Nick Boucher
- 7) Oct. 19, 2012 at Kalamazoo 1, Komets 0 (SOL)
Goaltenders- Kal: Joel Martin, FW: Ken Reiter

ALL TIME RECORDS 1952-2014

KOMETS ALL-TIME 50-GOAL SCORERS

| | <u>Player</u> | <u>Season</u> | <u>Goals</u> | <u>Games</u> |
|----|-----------------|---------------|--------------|--------------|
| 1 | Len Ronson | 1959-60 | 62 | 68 |
| 2 | Eddie Long | 1962-63 | 56 | 70 |
| 3 | Merv Dubchak | 1964-65 | 52 | 70 |
| 4 | Merv Dubchak | 1965-66 | 72 | 70 |
| 5 | Merv Dubchak | 1966-67 | 52 | 72 |
| 6 | Terry McDougall | 1978-79 | 57 | 79 |
| 7 | Barry Scully | 1979-80 | 61 | 80 |
| 8 | Barry Scully | 1980-81 | 69 | 82 |
| 9 | Barry Scully | 1981-82 | 60 | 79 |
| 10 | Barry Scully | 1982-83 | 57 | 76 |
| 11 | Ron Leef | 1982-83 | 57 | 77 |
| 12 | Rob Motz | 1983-84 | 54 | 81 |
| 13 | Wally Schreiber | 1984-85 | 51 | 81 |
| 14 | Lonnie Loach | 1990-91 | 55 | 81 |

KOMETS ALL-TIME 100+ POINT SEASONS, INDIVIDUAL

| | <u>Season</u> | <u>Player</u> | <u>Total Points</u> |
|----|---------------|-----------------|---------------------|
| 1 | 1958-59 | Len Thornson | 103 |
| 2 | 1959-60 | Len Ronson | 109 |
| 3 | 1959-60 | Len Thornson | 107 |
| 4 | 1961-62 | Len Thornson | 122 |
| 5 | 1961-62 | Reg Primeau | 105 |
| 6 | 1962-63 | Len Thornson | 115 |
| 7 | 1962-63 | Eddie Long | 102 |
| 8 | 1963-64 | Len Thornson | 108 |
| 9 | 1964-65 | Bobby Rivard | 116 |
| 10 | 1964-65 | Merv Dubchak | 101 |
| 11 | 1965-66 | Bobby Rivard | 133 |
| 12 | 1965-66 | Merv Dubchak | 117 |
| 13 | 1965-66 | Johnny Goodwin | 114 |
| 14 | 1965-66 | Len Thornson | 105 |
| 15 | 1966-67 | Len Thornson | 139 |
| 16 | 1966-67 | Johnny Goodwin | 106 |
| 17 | 1976-77 | Terry McDougal | 103 |
| 18 | 1977-78 | Dan Bonar | 108 |
| 19 | 1978-79 | Terry McDougal | 139 |
| 20 | 1978-79 | Al Dumba | 111 |
| 21 | 1978-79 | Robbie Laird | 107 |
| 22 | 1979-80 | Al Dumba | 119 |
| 23 | 1979-80 | Barry Scully | 108 |
| 24 | 1980-81 | Barry Scully | 108 |
| 25 | 1981-82 | Barry Scully | 100 |
| 26 | 1982-83 | Ron Leef | 120 |
| 27 | 1982-83 | Barry Scully | 101 |
| 28 | 1983-84 | Wally Schreiber | 113 |
| 29 | 1983-84 | Doug Rigler | 104 |
| 30 | 1984-85 | Wally Schreiber | 109 |
| 31 | 1989-90 | Bob Lakso | 100 |
| 32 | 1990-91 | Lonnie Loach | 131 |
| 33 | 1991-92 | Scott Gruhl | 105 |
| 34 | 1993-94 | Colin Chin | 100 |

KOMETS ALL-TIME TOP 10 POINT LEADERS

| | <u>Player</u> | <u>GP</u> | <u>G</u> | <u>A</u> | <u>Pts</u> |
|----|-----------------|-----------|----------|----------|------------|
| 1 | Len Thornson | 763 | 412 | 807 | 1219 |
| 2 | Eddie Long | 801 | 425 | 427 | 852 |
| 3 | Colin Chaulk | 588 | 184 | 500 | 684 |
| 4 | Terry McDougall | 507 | 249 | 395 | 644 |
| 5 | Colin Chin | 660 | 246 | 390 | 636 |
| 6 | John Goodwin | 480 | 200 | 387 | 587 |
| 7 | Reg Primeau | 452 | 200 | 342 | 542 |
| 8 | Merv Dubchak | 437 | 321 | 218 | 539 |
| 9 | Robbie Laird | 520 | 223 | 276 | 499 |
| 10 | Lionel Repka | 666 | 90 | 402 | 492 |

KOMETS ALL-TIME TOP 10 MOST CAREER GAMES PLAYED

| | | |
|----|----------------|-----|
| 1 | Guy Dupuis | 945 |
| 2 | Eddie Long | 801 |
| 3 | Terry Pembroke | 784 |
| 4 | Len Thornson | 763 |
| 5 | Lionel Repka | 666 |
| 6 | Colin Chin | 660 |
| 7 | Colin Chaulk | 588 |
| 8 | Carey Lucyk | 583 |
| 9 | Dale Baldwin | 528 |
| 10 | Rob Laird | 520 |

KOMETS ALL-TIME BEST GOALS-AGAINST AVERAGES

(in a season, minimum 25 games, 1500 minutes)

| | <u>Goaltender</u> | <u>GAA</u> | <u>Min</u> | <u>Season</u> |
|-----|-------------------|------------|------------|---------------|
| 1. | Kevin St. Pierre | 1.98 | 3356 | 2003-04 |
| 2. | Tom Lawson | 2.00 | 3178 | 2002-03 |
| 3. | Tim Haun | 2.12 | 2409 | 2009-10 |
| 4. | Kevin St. Pierre | 2.24 | 3727 | 2006-07 |
| 5. | Kevin St. Pierre | 2.30 | 2551 | 2004-05 |
| 6. | Kevin St. Pierre | 2.32 | 3175 | 2005-06 |
| | Nick Boucher | 2.32 | 1862 | 2007-08 |
| 7. | Kevin Reiter | 2.34 | 2723 | 2007-08 |
| 8. | Doug Teskey | 2.41 | 2739 | 2001-02 |
| 9. | Nick Boucher | 2.43 | 3205 | 2008-09 |
| 10. | Nick Boucher | 2.44 | 2899 | 2011-12 |
| 11. | Nick Boucher | 2.49 | 2182 | 2009-10 |
| 12. | Bruce Racine | 2.51 | 2605 | 1997-98 |
| 13. | Reno Zanier | 2.61 | 64 GP | 1959-60 |
| 14. | Tyler Masters | 2.68 | 2018 | 2004-05 |
| 15. | Andrey Makarov | 2.79 | 1850 | 2013-14 |
| 16. | Doug Teskey | 2.87 | 2680 | 1999-00 |
| 17. | Robbie Irons | 2.89 | 2737 | 1972-73 |
| | Bob Essensa | 2.89 | 2529 | 1995-96 |
| 18. | Bob Lalonde | 2.92 | 59 GP | 1956-57 |
| | Darren Jensen | 2.92 | 3325 | 1983-84 |
| | Kevin Reiter | 2.92 | 1723 | 2010-11 |
| 19. | Don Atchison | 2.94 | 1774 | 1972-73 |
| 20. | Nick Boucher | 2.96 | 2269 | 2010-11 |
| 21. | Pokey Reddick | 3.05 | 1811 | 1985-86 |
| 22. | Pokey Reddick | 3.08 | 3043 | 1992-93 |
| 23. | Rick Knickle | 3.11 | 2719 | 1988-89 |
| 24. | Mike O'Neill | 3.13 | 1858 | 1991-92 |
| 25. | Paul Hoganson | 3.14 | 3074 | 1971-72 |
| 26. | Rick St. Croix | 3.20 | 2474 | 1985-86 |
| 27. | Gerry Randall | 3.26 | 69 GP | 1966-67 |
| 28. | Robbie Irons | 3.27 | 2713 | 1974-75 |
| | Doug Teskey | 3.27 | 2517 | 2000-01 |
| 29. | Murray Bannerman | 3.28 | 2435 | 1977-78 |
| 30. | Robbie Irons | 3.29 | 2701 | 1973-74 |
| 31. | Alain Raymond | 3.30 | 3304 | 1986-87 |

ALL TIME RECORDS 1952-2014**REGULAR SEASON RECORDS**

All records include International Hockey League seasons 1952-53 through 1998-99 and 2007-08 through 2009-10, United Hockey League seasons 1999-00 through 2006-07, Central Hockey League seasons 2010-11 and 2011-12, and ECHL 2012-13 and 2013-14 seasons (62 total seasons).

KOMETES TEAM RECORDS**BEST RECORD:**

56-12-6-2 2007-08

WORST RECORD:

20-38-2 1952-53

MOST POINTS, SEASON:

120 2007-08

Previously 112, 1983-84, 1985-86, 1991-92, 2003-04

MOST WINS, SEASON:

56 56-12-6-2, 2007-08

MOST HOME WINS, SEASON:

32 1978-79, 1986-87, 2007-08

MOST ROAD WINS, SEASON:

25 2003-04, 2008-09

MOST LOSSES, SEASON:

47 1996-97

MOST OVERTIME/SHOOTOUT LOSSES, SEASON:

13 2001-02

FEWEST POINTS, SEASON:

42 1952-53

FEWEST WINS, SEASON:

20 1952-53

FEWEST LOSSES, SEASON:

12 2007-08

FEWEST OVERTIME/SHOOTOUT LOSSES, SEASON:

4 1987-88, 2006-07

MOST SHOOTOUT ROUNDS, GAME:

14 12/29/08 vs Kalamazoo, 4-3 loss (3-4 in shootout)

MOST GOALS FOR, PERIOD:

9 11/8/58 vs Troy, 2nd period, 17-1 win

12/31/82 vs Peoria, 3rd period, 12-2 win

MOST GOALS FOR, GAME:

17 11/8/58 vs Troy, 17-1 win

MOST CONSECUTIVE GOALS FOR, GAME:

16 11/8/58 vs Troy, 17-1 win

MOST GOALS FOR, SEASON:

386 1978-79

FEWEST GOALS FOR, SEASON:

170 1956-57

MOST GOALS AGAINST, GAME:

14 11/27/55 at Cincinnati, 14-1 loss

MOST GOALS AGAINST BY ONE PLAYER, GAME:

6 3/8/61, Bryan McLay, Muskegon, at Fort Wayne

MOST GOALS AGAINST, SEASON:

375 1981-82

FEWEST GOALS AGAINST, SEASON:

177 1956-57

MOST ASSISTS, SEASON:

656 1978-79

MOST TOTAL POINTS, SEASON:

1042 1978-79

MOST PENALTY MINUTES, SEASON:

2,645 1991-92

FEWEST PENALTY MINUTES, SEASON:

581 1958-59

MOST 30-GOAL SCORERS, SEASON:

7 1978-79: Terry McDougall (57), Al Dumba (46),
Robbie Larid (45), Dave Ross (43), Barry Scully (42),
Stu Ostlund (34), Richard Pepin (31)

MOST 40-GOAL SCORERS, SEASON:

5 1978-79: Terry McDougall (57), Al Dumba (46),
Robbie Laird (45), Dave Ross (43), Barry Scully (42)

FASTEST GOAL TO START A GAME:

:06 1/31/73, Jim Hrycuik vs Des Moines, 7-4 win

FASTEST 2 GOALS:

:05 1/5/72 at Flint, 5-3 win, Jim Boyd (both goals)

3/31/90 vs Flint, 7-4 win, Mike DeCarle and Brad Aitken

FASTEST 3 GOALS:

:39 4/9/10 vs Dayton, 7-4 win

FASTEST 4 GOALS:

1:50 4/17/76 vs Dayton

MOST HAT TRICKS, ONE GAME:

3 11/23/55 vs Indianapolis (Pete Wywrot, Art Stone,
Jacques Gagne)

MOST SHOTS ALLOWED, PERIOD:

31 1/6/82 vs Kalamazoo

MOST SHOTS ALLOWED, GAME:

66 1/6/82 vs Kalamazoo

FEWEST SHOTS ALLOWED, PERIOD:

0 1/6/90 vs Peoria; 10/21/06 vs Quad City

FEWEST SHOTS ALLOWED, GAME:

8 2/8/03 vs Kalamazoo, 1-0 win

MOST SHOTS ON GOAL, PERIOD:

32 3/27/65 vs Dayton

MOST SHOTS ON GOAL, GAME (regulation):

80 3/27/65 vs Dayton, 12-1 win, regular season game

MOST CONSECUTIVE GOALS, GAME:

16 11/8/58 vs Troy, 17-1 win

MOST CONSECUTIVE GAMES SCORING A HAT TRICK:

5 10/28/83-11/5/83: Wally Schreiber (4) 10/28/83,
Wally Schreiber (3) 10/29/83, Ron Leef (3) 11/2/83,
Bob Attwell (3) 11/4/83, Steve Salvucci (3) 11/5/83

LONGEST WINNING STREAK TO START A SEASON:

8 10/20/78-11/4/78

LONGEST WINNING STREAK, SEASON:

14 11/24/59-12/31/59

LONGEST HOME WINNING STREAK:

25 12/27/07-4/9/08

LONGEST ROAD WINNING STREAK:

10 11/20/92-1/3/93

BEST WINNING PERCENTAGE, SEASON:

.789 2007-08

LONGEST LOSING STREAK:

12 Three times. Most recent 11/8/96-12/7/96.

LONGEST HOME LOSING STREAK:

7 9/30/94-11/5/94 and 11/8/96-12/7/96

LONGEST ROAD LOSING STREAK:

15 1/23/74-3/15/74

LONGEST GAME:

118:29 4/14/60 vs St. Paul, 5-4 playoff loss

ALL TIME RECORDS 1952-2014, REGULAR SEASON

KOMETS INDIVIDUAL RECORDS

PLAYERS

Most Points, Season:

139 Len Thornson (72 games), 1966-67
Terry McDougall (80 games), 1978-79

Most Points, Career:

1219 Len Thornson, 12 seasons: 1957-58 to 1968-69

Most Points, Game:

9 Eddie Long (5 goals, 4 assists) 3/4/62 vs Indianapolis
Art Stone (3 goals, 6 assists) 11/4/58 vs Troy

Most Goals, Game:

5 Eddie Long, 3/4/62 vs Indianapolis
Norm Waslawski, 3/22/63 vs St. Paul
Rod Willard, 2/21/81 vs Flint
Ron Leef, 12/4/83 vs Kalamazoo

Most Goals, Season:

72 Merv Dubchak, 1965-66

Most Goals, Career:

425 Eddie Long, 14 seasons: 1952-53 to 1965-66

Most Assists, Season:

93 Len Thornson, 1966-67

Most Assists, Career:

807 Len Thornson, 12 seasons: 1957-58 to 1968-69

Most Assists, Game:

6 Art Stone, 11/8/58 vs Troy
Len Thornson, 3/4/62 vs Indianapolis
Reg Primeau, 3/18/62 at Indianapolis

Most Penalty Minutes, Game:

50 Robin Bawa, 3/30/88 vs Kalamazoo,
4-3 win (2 majors, 2 matches, 2 game misconducts)

Most Penalty Minutes, Season:

590 Andy Bezeau, 1995-96

Fewest Penalty Minutes, Season:

0 Len Thornson, 1958-59

Most Consecutive Games Without A Penalty:

69 Len Thornson, 1958-59

Most Games, Career:

945 Guy Dupuis, 14 seasons: 1991-92 to 2010-11

Fastest 2 Goals, Player:

:05 Jim Boyd, 1/5/72 at Flint, 5-3 win

Fastest 3 Goals, Player:

1:32 Robbie Laird, playoffs, 4/17/76 vs Dayton

Longest Point-Scoring Streak:

21 Keli Corpse, 1/20/01-3/9/01 (10 goals, 21 assists)

Longest 2-Point Scoring Streak:

14 Len Thornson, 12/10/60-1/11/61 (14 goals, 25 assists)

Longest Goal-Scoring Streak: Uncertain at this time

8-game streaks known:

Merv Dubchak, 1965-66 (twice: 12/1/65-12/12/65, 12 goals;
3/4/66-3/18/66, 15 goals)

John Purves, 1994-95 (3/9/95-3/28/95, 9g)

Konstantin Shafranov, 1995-96 (11/25/95-12/15/95, 13g)

Most Hat Tricks, Season:

4 Eddie Long, 1956-57
Barry Scully, 1982-83
Ron Leef, 1982-83 & 1983-84
Rob Motz, 1983-84

GOALTENDERS

Most Appearances, Season:

70 Chuck Adamson, 1962-63; 1963-64

Most Minutes Played, Season:

4,203 Chuck Adamson, 1963-64

Most Wins, Season:

43 Kevin St. Pierre, 2003-04

Most Losses, Season:

36 Ivan Walmsley, 1954-55

Most Overtime/Shootout Losses, Season:

10 Tom Lawson, 2002-03

Most Shots Faced, Season:

2,532 Chuck Adamson, 1963-64

Most Saves, Season:

2,268 Chuck Adamson, 1963-64

Fewest Saves, Game:

8 Chuck Adamson vs Dayton, 3/27/65
Tom Lawson vs Kalamazoo, 2/8/03

Fewest Saves, Period:

0 Stephane Beauregard vs Peoria, 1/6/90, 2nd period
Kevin St. Pierre vs Quad City, 10/21/06, 3rd period

Best GAA, Season:

1.98 Kevin St. Pierre, 2003-04

Longest Win Streak (Regular season)

11 Kevin Reiter, 2/29/08-4/12/08

Longest Win Streak (Regular season and playoffs combined)

15 Pokey Reddick, 4/9/93-5/21/93

Longest Road Win Streak (Regular season)

9 Kevin St. Pierre, 1/15/05-3/4/05

Longest Road Win Streak (Regular season and playoffs)

11 Pokey Reddick, 2/19/93-5/16/93

Longest Shutout Sequence:

198:26 Mike O'Neill, 11/15/91-11/24/91, 2 SO

Longest Shutout Sequence, TEAM:

189:27 12/30/05-1/8/06

Kevin St. Pierre (129:27) & Kevin Kurk (60:00)

Most Shutouts, Season:

8 Kevin St. Pierre, 2003-04

Kevin Reiter, 2007-08

Most Shutouts, Career:

23 Kevin St. Pierre, 4 seasons (2003-04 to 2006-07)

Most Consecutive Shutouts, Season:

3 Kevin Reiter, 2007-08



Nick Boucher -- Tied Pokey Reddick (1993) for most playoff wins by a Komet goaltender with 12 (2012). Won a record four Fort Wayne league championships (2008, 2009, 2010, 2012).

ALL TIME RECORDS 1952-2014, PLAYOFFS

KOMETS TEAM PLAYOFF RECORDS

Most games played, one year:

19 1991

Fewest games played, one year:

2 1954 and 1999

Most home games played, one year:

10 2012

Fewest home games played, one year:

1 1954, 1970 and 1999

Most road games played, one year:

10 1991

Fewest road games played, one year:

1 1954 and 1999

Most playoff wins, one year:

12 1993, 2012

Fewest playoff wins, one year:

0 1954, 1970 and 1999

Most home playoff wins, one year:

7 1965 and 1994

Fewest home playoff wins, one year:

0 1954, 1956, 1969, 1970, 1995 and 1999

Most road playoff wins, one year:

6 1993

Fewest road playoff wins, one year:

0 1954, 1958, 1961, 1966, 1970, 1971, 1983, 1988,
1990, 1992, 1998, 1999 and 2006

Most playoff losses, season:

9 1991

Fewest playoff losses, season:

0 1993

Most goals, game:

10 4/18/64 vs Toledo, 10-4 win
4/12/80 vs Toledo, 10-1 win
4/13/95 vs Peoria, 10-4 win

Most goals, period:

5 3/30/76 vs Toledo
4/5/79 vs Grand Rapids
5/19/94 vs Atlanta
4/13/95 vs Peoria
5/3/03 at Quad City
4/19/05 at Missouri
4/30/10 vs Port Huron
5/7/12 vs Missouri

Most goals allowed, period:

5 4/16/76 vs Dayton
5/3/89 vs Muskegon

Most shutouts, one year:

2 1960, 1964, 1967, 1973, 1986, 2003, 2007 and 2008

Most times shutout, one year:

2 1960, 1994 and 2004

Total shutouts all-time (for and against):

37 21-16

Most consecutive games won, one year:

12 4/16/93-5/21/93

Most consecutive games won (over more than one year):

13 4/16/93-4/15/94

Most consecutive games lost (over more than one year):

10 3/28/69-3/27/71

Most consecutive home games won (over more than one year):

12 3/21/72-4/4/76

Most consecutive road games won (over more than one year):

7 4/22/93-4/15/94

Most goals in a game:

10 4/18/64 at Toledo, 10-4
4/12/80 vs Toledo, 10-1
4/13/95 at Peoria, 10-4

Most goals against in a game:

10 4/25/81 at Saginaw, 10-2
4/14/90 at Muskegon, 10-3

Playoff overtime game record:

67gp, 29-36-2 (thru 2014 playoffs)

KOMETS INDIVIDUAL PLAYOFF RECORDS

PLAYERS

Most points, career:

127 Len Thornson

Most points, season:

25 Terry McDougall, 1979

Most points, series:

13 Terry McDougall, 1979 vs Grand Rapids

Most points, game:

5 Eddie Long, 4/9/63 vs Muskegon
Terry McDougall, 3/30/76 vs Toledo
Barry Scully, 4/12/80 vs Toledo
Al Dumba, 5/4/80 vs Saginaw
Wally Schreiber, 4/20/84 vs Toledo
Mitch Messier, 5/4/94 vs Cincinnati
Kevin Wortman, 4/17/96 vs Orlando

Most goals, career:

53 Len Thornson

Most goals, season:

13 Barry Scully, 1980

Most goals, game:

4 Len Thornson, 4/17/65 vs Des Moines
Mitch Messier, 5/4/94 vs Cincinnati
Kelly Hurd, 4/21/00 vs Binghamton

Most assists, career:

74 Len Thornson

Most assists, season:

18 Terry McDougall, 1979

Most assists, game:

5 Eddie Long, 4/9/63 vs Muskegon
Dave Lemay, 4/6/01 vs Missouri

Most games, career:

99 Colin Chaulk

Most games, season:

19 Lonnie Loach, Bruce Boudreau, Scott Gruhl, Bob Lakso,
Dan Lambert, Carey Lucyk, Kevin Kaminski, Ian Boyce,
Stephane Beauregard, Jean-Marc Richard (1991)

Fastest goal from start of period:

:12 Eddie Long, 3/29/61 vs Toledo

Fastest overtime playoff goal:

:16 Reggie Primeau, 3/31/65 vs Toledo

Fastest 2 goals:

:10 Norm Waslawski and Roger Maisonneuve
4/10/59 vs Louisville

Fastest 3 goals:

1:32 Robbie Laird, 4/17/76 vs Dayton (Player and Team Record)

Fastest 2 goals, player:

:18 Bruce Boudreau, 4/13/91 vs Indianapolis

Most consecutive goals, game:

3 Robbie Laird, 4/17/76 vs Dayton
Colin Chin, 4/26/96 vs Orlando
Kelly Hurd, 4/21/00 vs Binghamton
Sean Venedam, 4/13/03 vs Elmira
Matt Syroczyński, 5/12/10 at Flint

(Individual playoff records continued on next page)

ALL TIME RECORDS 1952-2014, PLAYOFFS

KOMETS INDIVIDUAL PLAYOFF RECORDS

PLAYERS (continued)

Most goals, period:

- 3 Robbie Laird, 4/17/76 vs Dayton
 Colin Chin, 4/18/93 vs Cleveland
 Colin Chin, 4/26/96 vs Orlando
 Kelly Hurd, 4/21/00 vs Binghamton
 Sean Venedam, 4/13/03 vs Elmira
 Matt Syroczyński, 5/12/10 at Flint

Most penalty minutes, game:

- 32 Jeff Worlton, 5/4/05 at Rockford

Most penalty minutes, season:

- 169 Kevin Kaminski, 1991

GOALTENDING

Most saves, game:

- 60 Peter Sidorkiewicz, 5/19/94 vs Atlanta, 3 OT

Most saves, regulation game:

- 57 Scott LaGrand, 4/10/97 at Cleveland

Most saves, period:

- 26 Don Atchison, 3/24/73 vs Flint
 Kevin St. Pierre, 5/2/07 at Rockford, 2nd period

Most wins, goaltender, season:

- 12 Pokey Reddick, 1993
 Nick Boucher, 2012

Longest shutout streak, goaltender:

- 109:12 Reno Zanier, 1960 semifinals vs Louisville

Most penalty minutes, goaltender, season:

- 16 Stephane Beauregard, 1990

Most shutouts, season:

- 2 Reno Zanier, 1960
 Chuck Adamson, 1964
 Tom Lawson, 2003
 Kevin St. Pierre, 2007

KOMETS ALL-TIME TOP 10
PLAYOFF SCORING LEADERS

| | Player | GP | G | A | Pts |
|---|-----------------|----|----|----|-----|
| 1 | Len Thornson | 92 | 53 | 74 | 127 |
| 2 | Colin Chaulk | 99 | 33 | 69 | 102 |
| 3 | Terry McDougall | 69 | 29 | 61 | 90 |
| 4 | Barry Scully | 59 | 39 | 34 | 73 |
| | Eddie Long | 65 | 34 | 39 | 73 |
| 5 | Colin Chin | 86 | 39 | 32 | 71 |
| 6 | John Goodwin | 52 | 23 | 45 | 68 |
| 7 | Norm Waslawski | 52 | 32 | 35 | 57 |
| | Rob Laird | 59 | 28 | 29 | 57 |
| | Jim Burton | 72 | 10 | 47 | 57 |

KOMETS ALL-TIME RECORD IN GAME 7'S

7th Games played: 11 Record: 8-3


| | | | | | | |
|----|------|-------------------|-----------------|---------------|----------------|--------------|
| 1 | 1960 | Monday, 4/18/60 | vs St. Paul | Finals | Lost 3-1 | Attn: 7,347 |
| 2 | 1967 | Saturday, 4/8/67 | vs Des Moines | Semifinals | Won 6-0 | Attn: 5,331 |
| 3 | 1979 | Monday, 5/7/79 | at Grand Rapids | Semifinals | Lost 6-2 | Attn: 3,155 |
| 4 | 1981 | Monday, 4/20/81 | vs Milwaukee | Quarterfinals | Won 7-3 | Attn: 3,515 |
| 5 | 1985 | Sunday, 4/28/85 | vs Salt Lake | Quarterfinals | Won 6-2 | Attn: 2,396 |
| 6 | 1991 | Sunday, 4/21/91 | at Indianapolis | Quarterfinals | Won 4-3 (OT) | Attn: 4,408 |
| 7 | 1992 | Monday, 4/20/92 | vs Kalamazoo | Quarterfinals | Lost 4-3 | Attn: 8,003 |
| 8 | 2005 | Tuesday, 5/10/05 | vs Rockford | Semifinals | Won 2-1 (OT) | Attn: 6,012 |
| 9 | 2008 | Monday, 5/12/08 | vs Port Huron | Finals | Won 3-2 (3 OT) | Attn: 10,462 |
| 10 | 2010 | Monday, 5/3/10 | vs Port Huron | Semi-finals | Won 4-0 | Attn: 7,454 |
| 11 | 2012 | Thursday, 4/26/12 | vs Missouri | Semi-finals | Won 6-4 | Attn: 7,049 |



Len Thornson



Reno Zanier



Terry McDougall

ALL TIME RECORDS 1952-2014, PLAYOFFS

Fort Wayne Komets Playoff History -- Game-byGame

| Year | Result | GP | W | L | T | GF-GA | Attendance |
|---------|---|----|---|---|---|-------|------------|
| 1952-53 | Did not qualify | | | | | | |
| 1953-54 | Quarterfinals vs Johnstown Jets | 2 | 0 | 2 | 0 | 6-8 | |
| | Tuesday, March 16 at Johnstown 5, Fort Wayne 4 (2:16 OT) | | | | | | 1622 |
| | Wednesday, March 17 at Fort Wayne 2, Johnstown 3 | | | | | | 3351 |
| | Johnstown wins best-of-three series 2-0 | | | | | | |
| 1954-55 | Did not qualify | | | | | | |
| 1955-56 | Semi-finals vs Cincinnati Mohawks | 4 | 1 | 3 | 0 | 6-14 | |
| | Thursday, March 15 at Cincinnati 1, Fort Wayne 2 | | | | | | 1375 |
| | Sunday, March 18 at Fort Wayne 1, Cincinnati 4 | | | | | | 6521 |
| | Tuesday, March 29 at Cincinnati 5, Fort Wayne 1 | | | | | | 1403 |
| | Wednesday, March 21 at Fort Wayne 2, Cincinnati 4 | | | | | | 2429 |
| | Cincinnati wins best-of-five series 3-1 | | | | | | |
| 1956-57 | Did not qualify | | | | | | |
| 1957-58 | Semi-finals vs Indianapolis Chiefs | 4 | 1 | 3 | 0 | 8-18 | |
| | Sunday, March 16 at Fort Wayne 1, Indianapolis 3 | | | | | | 2758 |
| | Tuesday, March 18 at Fort Wayne 5, Indianapolis 4 (3:20 OT) | | | | | | 1930 |
| | Wednesday, March 19 at Indianapolis 8, Fort Wayne 2 | | | | | | 1800 |
| | Friday, March 21 at Indianapolis 3, Fort Wayne 0 | | | | | | 3250 |
| | Indianapolis wins best-of-five series 3-1 | | | | | | |
| 1958-59 | Semi-finals vs Indianapolis Chiefs | 5 | 4 | 1 | 0 | 25-15 | |
| | Tuesday, March 31 at Indianapolis 4, Fort Wayne 6 | | | | | | 1802 |
| | Wednesday, April 1 at Fort Wayne 5, Indianapolis 1 | | | | | | 1602 |
| | Saturday, April 4 at Fort Wayne 6, Indianapolis 1 | | | | | | 4023 |
| | Sunday, April 5 at Fort Wayne 2, Indianapolis 5 | | | | | | 2506 |
| | Wednesday, April 8 at Fort Wayne 6, Indianapolis 4 | | | | | | 2110 |
| | Fort Wayne wins best-of-seven series 4-1 | | | | | | |
| | Finals vs Louisville Rebels | 6 | 2 | 4 | 0 | 23-26 | |
| | Friday, April 10 at Louisville 1, Fort Wayne 4 | | | | | | 1851 |
| | Saturday, April 11 at Fort Wayne 4, Louisville 6 | | | | | | 4406 |
| | Monday, April 13 at Fort Wayne 3, Louisville 4 (1:05 OT) | | | | | | 2210 |
| | Wednesday, April 15 at Louisville 7, Fort Wayne 5 | | | | | | 2071 |
| | Sunday, April 19 at Louisville 5, Fort Wayne 6 | | | | | | 2060 |
| | Tuesday, April 21 at Fort Wayne 1, Louisville 3 | | | | | | 3502 |
| | Louisville wins best-of-seven series 4-2 | | | | | | |
| 1959-60 | Semi-finals vs Louisville Rebels | 6 | 4 | 2 | 0 | 13-9 | |
| | Tuesday, March 22 at Fort Wayne 2, Louisville 1 | | | | | | 2620 |
| | Thursday, March 24 at Fort Wayne 0, Louisville 2 | | | | | | 2705 |
| | Saturday, March 26 at Fort Wayne 4, Louisville 3 | | | | | | 7382 |
| | Tuesday, March 29 at Louisville 2, Fort Wayne 1 | | | | | | 2995 |
| | Friday, April 1 at Louisville 0, Fort Wayne 4 | | | | | | 2562 |
| | Saturday, April 2 at Louisville 1, Fort Wayne 2 | | | | | | 2065 |
| | Fort Wayne wins best-of seven series 4-2 | | | | | | |
| | Finals vs St. Paul Saints | 7 | 3 | 4 | 0 | 29-23 | |
| | Thursday, April 7 at St. Paul 5, Fort Wayne 3 | | | | | | 5147 |
| | Saturday, April 9 at St. Paul 3, Fort Wayne 0 | | | | | | 7249 |
| | Tuesday, April 12 at Fort Wayne 8, St. Paul 0 | | | | | | 3521 |
| | Thursday, April 14 at Fort Wayne 4, St. Paul 5 (11:31 4th OT) | | | | | | 3612 |
| | Saturday, April 16 at Fort Wayne 5, St. Paul 3 | | | | | | 5483 |
| | Sunday, April 17 at Fort Wayne 8, St. Paul 4 | | | | | | 3220 |
| | Monday, April 18 at Fort Wayne 1, St. Paul 3 | | | | | | 7347 |
| | St. Paul wins best-of-seven series 4-3 | | | | | | |

(Cont'd next page)

ALL TIME RECORDS 1952-2014, PLAYOFFS

Fort Wayne Komets Playoff History -- Game-By-Game (Cont'd)

| Year | Result | GP | W | L | T | GF-GA | Attendance |
|---------|--|---|---|---|---|-------|------------|
| 1960-61 | Round Robin Series | 8 | 3 | 3 | 2 | 27-26 | |
| | Team | GP | W | L | T | Pts | GF GA |
| | Muskegon Zephers | 8 | 4 | 2 | 2 | 10 | 30 29 |
| | Fort Wayne Komets | 8 | 3 | 3 | 2 | 8 | 27 26 |
| | Toledo Mercurys | 8 | 3 | 5 | 0 | 6 | 30 32 |
| | Saturday, March 18 | at Toledo 4, Fort Wayne 2 | | | | | 1454 |
| | Sunday, March 19 | at Fort Wayne 3, Toledo 1 | | | | | 3014 |
| | Friday, March 24 | at Toledo 7, Fort Wayne 5 | | | | | 1125 |
| | Saturday, March 25 | at Muskegon 4, Fort Wayne 4 (1 OT) | | | | | 3637 |
| | Monday, March 27 | at Fort Wayne 4, Muskegon 2 | | | | | 1837 |
| | Wednesday, March 29 | at Fort Wayne 4, Toledo 2 | | | | | 2340 |
| | Thursday, March 30 | at Muskegon 5, Fort Wayne 4 | | | | | 3329 |
| | Friday, March 31 | at Fort Wayne 1, Muskegon 1 (1 OT) | | | | | 4690 |
| | Fort Wayne eliminated from playoffs | | | | | | |
| 1961-62 | Did not qualify | | | | | | |
| 1962-63 | Semi-finals vs Muskegon Zehpyrs | 6 | 4 | 2 | 0 | 28-28 | |
| | Saturday, March 30 | at Fort Wayne 4, Muskegon 7 | | | | | 4071 |
| | Wednesday, April 3 | at Muskegon 5, Fort Wayne 0 | | | | | 2995 |
| | Thursday, April 4 | at Fort Wayne 6, Muskegon 2 | | | | | 2611 |
| | Saturday, April 6 | at Muskegon 5, Fort Wayne 6 (2:08 OT) | | | | | 5040 |
| | Sunday, April 7 | at Fort Wayne 5, Muskegon 3 | | | | | 4172 |
| | Tuesday, April 9 | at Muskegon 6, Fort Wayne 7 (5:28 OT) | | | | | 3019 |
| | Fort Wayne wins best-of-seven series 4-2 | | | | | | |
| | Finals vs Minneapolis Millers | 5 | 4 | 1 | 0 | 21-16 | |
| | Saturday, April 13 | at Fort Wayne 8, Minneapolis 4 | | | | | 5498 |
| | Sunday, April 14 | at Fort Wayne 1, Minneapolis 6 | | | | | 3875 |
| | Wednesday, April 17 | at (St. Paul) Minneapolis 1, Fort Wayne 2 | | | | | 1415 |
| | Saturday, April 20 | at (St. Paul) Minneapolis 3, Fort Wayne 6 | | | | | 1702 |
| | Tuesday, April 23 | at Fort Wayne 4, Minneapolis 2 | | | | | 5026 |
| | Fort Wayne wins best-of-seven series 4-1 | | | | | | |
| 1963-64 | Semi-finals vs Windsor Bulldogs | 6 | 4 | 2 | 0 | 20-17 | |
| | | *(Actual) 6 | 3 | 3 | 0 | 20-17 | |
| | Tuesday, March 31 | at Fort Wayne 3, Windsor 2 | | | | | 2668 |
| | Wednesday, April 1 | at Windsor 6, Fort Wayne 2 | | | | | 1643 |
| | Saturday, April 4 | at Fort Wayne 8, Windsor 1 | | | | | 5089 |
| | Sunday, April 5 | at Windsor 3, Fort Wayne 1 | | | | | 2151 |
| | Tuesday, April 7 | at Fort Wayne 3, Windsor 0 | | | | | 2473 |
| | *Wednesday, April 8 | at Windsor 5, Fort Wayne 3 | | | | | 1517 |
| | Fort Wayne Komets are awarded the series because Windsor used an ineligible player | | | | | | |
| | *Game six was awarded to Fort Wayne. | | | | | | |
| | Fort Wayne wins best-of-seven series 4-2 | | | | | | |
| | Finals vs Toledo Blades | 6 | 2 | 4 | 0 | 26-24 | |
| | Wednesday, April 15 | at Toledo 8, Fort Wayne 4 | | | | | 1474 |
| | Saturday, April 18 | at Toledo 4, Fort Wayne 10 | | | | | 3287 |
| | Tuesday, April 21 | at Fort Wayne 2, Toledo 6 | | | | | 3842 |
| | Wednesday, April 22 | at Fort Wayne 7, Toledo 0 | | | | | 2962 |
| | Friday, April 24 | at Toledo 3, Fort Wayne 1 | | | | | 2526 |
| | Sunday, April 26 | at Fort Wayne 2, Toledo 3 (3:23 OT) | | | | | 4714 |
| | Toledo wins best-of-seven series 4-2 | | | | | | |

(Cont'd next page)

ALL TIME RECORDS 1952-2014, PLAYOFFS

Fort Wayne Komets Playoff History -- Game-byGame (Cont'd)

| Year | Result | GP | W | L | T | GF-GA | Attendance |
|---------|---|------------------|----------|------------|-----------------|--------------|------------|
| 1964-65 | Semi-finals vs Toledo Blades | 4 | 4 | 0 | 0 | 24-12 | |
| | Tuesday, March 30 | at Fort Wayne | 8 | Toledo | 1 | | 2118 |
| | Wednesday, March 31 | at Fort Wayne | 5 | Toledo | 4 (0:16 OT) | | 1998 |
| | Saturday, April 3 | at Fort Wayne | 6 | Toledo | 4 | | 5360 |
| | Sunday, April 4 | at Fort Wayne | 5 | Toledo | 3 | | 3416 |
| | Fort Wayne wins best-of-seven series 4-0 | | | | | | |
| | Finals vs Des Moines Oakleafs | 6 | 4 | 2 | 0 | 29-26 | |
| | Wednesday, April 14 | at Fort Wayne | 2 | Des Moines | 1 | | 2486 |
| | Saturday, April 17 | at Fort Wayne | 6 | Des Moines | 4 | | 5761 |
| | Tuesday, April 20 | at Des Moines | 6 | Fort Wayne | 3 | | 3214 |
| | Friday, April 23 | at Des Moines | 3 | Fort Wayne | 5 | | 4526 |
| | Saturday, April 24 | at Des Moines | 7 | Fort Wayne | 6 | | 4384 |
| | Tuesday, April 27 | at Fort Wayne | 7 | Des Moines | 5 | | 5011 |
| | Fort Wayne wins best-of-seven series 4-2 | | | | | | |
| 1965-66 | Semi-finals vs Dayton Gems | 6 | 2 | 4 | 0 | 20-30 | |
| | Tuesday, March 29 | at Fort Wayne | 3 | Dayton | 6 | | 2409 |
| | Thursday, March 31 | at Dayton | 5 | Fort Wayne | 4 (3:21 2nd OT) | | 2605 |
| | Saturday, April 2 | at Fort Wayne | 5 | Dayton | 4 | | 5259 |
| | Sunday, April 3 | at Dayton | 7 | Fort Wayne | 1 | | 4630 |
| | Tuesday, April 5 | at Fort Wayne | 6 | Dayton | 2 | | 4204 |
| | Thursday, April 7 | at Dayton | 6 | Fort Wayne | 1 | | 5228 |
| | Dayton wins best-of-seven series 4-2 | | | | | | |
| 1966-67 | Semi-finals vs Des Moines Oakleafs | 7 | 4 | 3 | 0 | 26-19 | |
| | Tuesday, March 28 | at Fort Wayne | 2 | Des Moines | 0 | | 2400 |
| | Thursday, March 30 | at Fort Wayne | 5 | Des Moines | 4 | | 3110 |
| | Saturday, April 1 | at Des Moines | 4 | Fort Wayne | 3 | | 3395 |
| | Monday, April 3 | at Des Moines | 3 | Fort Wayne | 6 | | 2562 |
| | Wednesday, April 5 | at Fort Wayne | 2 | Des Moines | 5 | | 4546 |
| | Friday, April 7 | at Des Moines | 3 | Fort Wayne | 2 | | 3637 |
| | Saturday, April 8 | at Fort Wayne | 6 | Des Moines | 0 | | 5331 |
| | Fort Wayne wins best-of-seven series 4-3 | | | | | | |
| | Finals vs Toledo Blades | 6 | 2 | 4 | 0 | 14-17 | |
| | Sunday, April 9 | at Fort Wayne | 4 | Toledo | 2 | | 3422 |
| | Tuesday, April 11 | at Toledo | 3 | Fort Wayne | 2 | | 2129 |
| | Thursday, April 13 | at Toledo | 3 | Fort Wayne | 2 | | 2871 |
| | Saturday, April 15 | at Toledo | 5 | Fort Wayne | 4 | | 5496 |
| | Tuesday, April 18 | at Fort Wayne | 2 | Toledo | 1 | | 5010 |
| | Wednesday, April 19 | at Toledo | 3 | Fort Wayne | 0 | | 4000 |
| | Toledo wins best-of-seven series 4-2 | | | | | | |
| 1967-68 | Semi-finals vs Dayton Gems | 6 | 2 | 4 | 0 | 23-28 | |
| | Tuesday, March 26 | at Dayton | 2 | Fort Wayne | 4 | | 2218 |
| | Thursday, March 28 | at Fort Wayne | 3 | Dayton | 7 | | 3457 |
| | Saturday, March 30 | at Fort Wayne | 8 | Dayton | 5 | | 6360 |
| | Sunday, March 31 | at Dayton | 5 | Fort Wayne | 3 | | 2840 |
| | Tuesday, April 2 | at (Troy) Dayton | 6 | Fort Wayne | 3 | | 2208 |
| | Thursday, April 4 | at Fort Wayne | 2 | Dayton | 3 (11:07 OT) | | 4238 |
| | Dayton wins best-of-seven series 4-2 | | | | | | |

(Cont'd next page)

ALL TIME RECORDS 1952-2014, PLAYOFFS

Fort Wayne Komets Playoff History -- Game-byGame (Cont'd)

| Year | Result | GP | W | L | T | GF-GA | Attendance | |
|---------|--|--|---|---|---|-------|------------|--|
| 1968-69 | Round Robin Series | 3 | 1 | 2 | 0 | 10-15 | | |
| | Team | GP | W | L | T | Pts | GF GA | |
| | Muskegon Mohawks | 3 | 3 | 0 | 0 | 6 | 20 6 | |
| | Dayton Gems | 3 | 3 | 0 | 0 | 6 | 11 8 | |
| | Toledo Blades | 3 | 1 | 2 | 0 | 2 | 15 17 | |
| | Fort Wayne Komets | 3 | 1 | 2 | 0 | 2 | 10 15 | |
| | Columbus Checkers | 3 | 1 | 2 | 0 | 2 | 10 15 | |
| | Port Huron Flags | 3 | 0 | 3 | 0 | 0 | 11 16 | |
| | Wednesday, March 26 | at Toledo 4, Fort Wayne 5 (4:55 OT) | | | | | 1500 (Est) | |
| | Friday, March 28 | at Fort Wayne 3, Dayton 4 | | | | | 4285 | |
| | Saturday, March 29 | at Muskegon 7, Fort Wayne 2 | | | | | 4123 | |
| | Fort Wayne advances to the semi-finals | | | | | | | |
| | Semi-finals vs Dayton Gems | 3 | 0 | 3 | 0 | 4-14 | | |
| | Wednesday, April 2 | at Dayton 7, Fort Wayne 0 | | | | | 3141 | |
| | Thursday, April 3 | at Dayton 2, Fort Wayne 1 | | | | | 3163 | |
| | Saturday, April 5 | at Fort Wayne 3, Dayton 5 | | | | | 4799 | |
| | Dayton wins best-of-seven series 3-1 | | | | | | | |
| 1969-70 | Quarterfinals vs Port Huron Flags | 3 | 0 | 3 | 0 | 8-14 | | |
| | Tuesday, March 24 | at Port Huron 5, Fort Wayne 3 | | | | | 1234 | |
| | Thursday, March 26 | at Fort Wayne 1, Port Huron 3 | | | | | 2622 | |
| | Saturday, March 28 | at Port Huron 6, Fort Wayne 4 | | | | | 2934 | |
| | Port Huron wins best-of-five series 3-0 | | | | | | | |
| 1970-71 | Quarterfinals vs Des Moines Oakleafs | 5 | 1 | 4 | 0 | 16-27 | | |
| | Friday, March 26 | at Des Moines 7, Fort Wayne 3 | | | | | 1814 | |
| | Saturday, March 27 | at Des Moines 6, Fort Wayne 3 | | | | | 2681 | |
| | Sunday, March 28 | at Fort Wayne 6, Des Moines 5 (8:54 OT) | | | | | 2662 | |
| | Tuesday, March 30 | at Fort Wayne 2, Des Moines 4 | | | | | 2992 | |
| | Thursday, April 1 | at Des Moines 5, Fort Wayne 2 | | | | | 1982 | |
| | Des Moines wins best-of-seven series 4-1 | | | | | | | |
| 1971-72 | Quarterfinals vs Des Moines Oakleafs | 3 | 3 | 0 | 0 | 15-7 | | |
| | Tuesday, March 21 | at Fort Wayne 5, Des Moines 3 | | | | | 2772 | |
| | Wednesday, March 22 | at Fort Wayne 5, Des Moines 3 | | | | | 3223 | |
| | Friday, March 24 | at Des Moines 1, Fort Wayne 5 | | | | | 1550 | |
| | Fort Wayne wins best-of-five series 3-0 | | | | | | | |
| | Semi-finals vs Port Huron Flags | 5 | 2 | 3 | 0 | 13-18 | | |
| | Friday, March 31 | at Port Huron 3, Fort Wayne 0 | | | | | 2430 | |
| | Saturday, April 1 | at Fort Wayne 3, Port Huron 2 | | | | | 5808 | |
| | Monday, April 3 | at Port Huron 7, Fort Wayne 4 | | | | | 2514 | |
| | Wednesday, April 5 | at Fort Wayne 4, Port Huron 2 | | | | | 4884 | |
| | Thursday, April 6 | at Port Huron 4, Fort Wayne 2 | | | | | 2652 | |
| | Port Huron wins best-of-five series 3-2 | | | | | | | |
| 1972-73 | Quarterfinals | --Fort Wayne receives bye to semi-finals | | | | | | |
| | Semi-finals vs Flint Generals | 5 | 4 | 1 | 0 | 31-9 | | |
| | Wednesday, March 21 | at Fort Wayne 9, Flint 0 | | | | | 4030 | |
| | Friday, March 23 | at Flint 2, Fort Wayne 4 | | | | | 4235 | |
| | Saturday, March 24 | at Fort Wayne 8, Flint 1 | | | | | 8032 | |
| | Wednesday, March 28 | at Flint 6, Fort Wayne 5 (9:03 OT) | | | | | 4044 | |
| | Saturday, March 31 | at Fort Wayne 5, Flint 0 | | | | | 7678 | |
| | Fort Wayne wins best-of-seven series 4-1 | | | | | | | |

(Cont'd next page)

ALL TIME RECORDS 1952-2014, PLAYOFFS

Fort Wayne Komets Playoff History -- Game-byGame (Cont'd)

| Year | Result | GP | W | L | T | GF-GA | Attendance |
|-------------------------|---|----------|----------|----------|----------|--------------|------------|
| 1972-73 (Cont'd) | Finals vs Port Huron Wings | 4 | 4 | 0 | 0 | 19-8 | |
| | Friday, April 6 at Fort Wayne 5, Port Huron 3 | | | | | | 4862 |
| | Saturday, April 7 at Fort Wayne 7, Port Huron 3 | | | | | | 7151 |
| | Tuesday, April 19 at Port Huron 1, Fort Wayne 2 | | | | | | 2418 |
| | Sunday, April 15 at Port Huron 1, Fort Wayne 5 | | | | | | 3046 |
| | Fort Wayne wins best-of-seven series 4-0 | | | | | | |
| 1973-74 | Did not qualify | | | | | | |
| 1974-75 | Did not qualify | | | | | | |
| 1975-76 | Quarterfinals vs Toledo Goaldiggers | 4 | 4 | 0 | 0 | 23-15 | |
| | Tuesday, March 30 at Fort Wayne 9, Toledo 5 | | | | | | 3003 |
| | Wednesday, March 31 at Fort Wayne 4, Toledo 3 | | | | | | 3825 |
| | Saturday, April 3 at Fort Wayne 4, Toledo 3 | | | | | | 5335 |
| | Sunday, April 4 at Fort Wayne 6, Toledo 4 | | | | | | 4567 |
| | Fort Wayne wins best-of-seven series 4-0 | | | | | | |
| | Semi-finals vs Dayton Gems | 5 | 1 | 4 | 0 | 20-34 | |
| | Saturday, April 10 at Dayton 5, Fort Wayne 2 | | | | | | 2642 |
| | Wednesday, April 14 at Fort Wayne 2, Dayton 5 | | | | | | 3468 |
| | Friday, April 16 at Dayton 10, Fort Wayne 4 | | | | | | 2529 |
| | Saturday, April 17 at Fort Wayne 8, Dayton 5 | | | | | | 3162 |
| | Wednesday, April 21 at Dayton 9, Fort Wayne 4 | | | | | | 2400 |
| | Dayton wins best-of-seven series 4-1 | | | | | | |
| 1976-77 | Quarterfinals vs Dayton Gems | 4 | 4 | 0 | 0 | 23-7 | |
| | Saturday, April 2 at Dayton 3, Fort Wayne 5 | | | | | | 1716 |
| | Sunday, April 3 at Fort Wayne 7, Dayton 1 | | | | | | 5075 |
| | Wednesday, April 6 at Dayton 1, Fort Wayne 4 | | | | | | 1353 |
| | Saturday, April 9 at Fort Wayne 7, Dayton 2 | | | | | | 6886 |
| | Fort Wayne wins best-of-seven series 4-0 | | | | | | |
| | Semi-finals vs Toledo Goaldiggers | 5 | 1 | 4 | 0 | 22-23 | |
| | Saturday, April 16 at Toledo 6, Fort Wayne 3 | | | | | | 5378 |
| | Monday, April 18 at Fort Wayne 7, Toledo 1 | | | | | | 4282 |
| | Wednesday, April 20 at Toledo 6, Fort Wayne 5 (8:06 OT) | | | | | | 5254 |
| | Thursday, April 21 at Fort Wayne 4, Toledo 5 (5:21 OT) | | | | | | 4994 |
| | Saturday, April 23 at Toledo 5, Fort Wayne 3 | | | | | | 5378 |
| | Toledo wins best-of-seven series 4-1 | | | | | | |
| 1977-78 | Quarterfinals vs Muskegon Mohawks | 6 | 4 | 2 | 0 | 26-24 | |
| | Wednesday, April 12 at Fort Wayne 1, Muskegon 4 | | | | | | 3424 |
| | Saturday, April 15 at Fort Wayne 3, Muskegon 2 | | | | | | 5075 |
| | Wednesday, April 19 at Muskegon 9, Fort Wayne 6 | | | | | | 2006 |
| | Friday, April 21 at Muskegon 2, Fort Wayne 5 | | | | | | 4422 |
| | Saturday, April 22 at Fort Wayne 5, Muskegon 4 | | | | | | 6556 |
| | Tuesday, April 25 at Muskegon 3, Fort Wayne 6 | | | | | | 2279 |
| | Fort Wayne wins best-of-seven series 4-2 | | | | | | |
| | Semi-finals vs Toledo Goaldiggers | 5 | 1 | 4 | 0 | 13-26 | |
| | Friday, April 28 at Fort Wayne 1, Toledo 5 | | | | | | 5115 |
| | Saturday, April 29 at Toledo 5, Fort Wayne 2 | | | | | | 5145 |
| | Tuesday, May 2 at Fort Wayne 5, Toledo 2 | | | | | | 4114 |
| | Wednesday, May 3 at Toledo 9, Fort Wayne 1 | | | | | | 4983 |
| | Friday, May 5 at Fort Wayne 4, Toledo 5 | | | | | | 6231 |
| | Toledo wins best-of-seven series 4-1 | | | | | | |

(Cont'd next page)

ALL TIME RECORDS 1952-2014, PLAYOFFS

Fort Wayne Komets Playoff History -- Game-byGame (Cont'd)

| Year | Result | GP | W | L | T | GF-GA | Attendance |
|---------|---|----------|----------|----------|----------|--------------|------------|
| 1978-79 | Quarterfinals vs Toledo Goaldiggers | 6 | 4 | 2 | 0 | 30-21 | |
| | Wednesday, April 11 at Fort Wayne 5, Toledo 2 | | | | | | 3470 |
| | Friday, April 13 at Toledo 1, Fort Wayne 3 | | | | | | 4395 |
| | Saturday, April 14 at Fort Wayne 4, Toledo 3 | | | | | | 6834 |
| | Tuesday, April 17 at Toledo 8, Fort Wayne 7 (8:52 OT) | | | | | | 3616 |
| | Wednesday, April 18 at Fort Wayne 4, Toledo 5 (0:57 OT) | | | | | | 4284 |
| | Friday, April 20 at Toledo 2, Fort Wayne 7 | | | | | | 5286 |
| | Fort Wayne wins best-of-seven series 4-2 | | | | | | |
| | Semi-finals vs Grand Rapids Owls | 7 | 3 | 4 | 0 | 37-36 | |
| | Saturday, April 28 at Grand Rapids 8, Fort Wayne 6 | | | | | | 3500 |
| | Sunday, April 29 at Fort Wayne 5, Grand Rapids 4 | | | | | | 5073 |
| | Tuesday, May 1 at Grand Rapids 7, Fort Wayne 5 | | | | | | 2413 |
| | Wednesday, May 2 at Fort Wayne 7, Grand Rapids 1 | | | | | | 4040 |
| | Friday, May 4 at Grand Rapids 6, Fort Wayne 4 | | | | | | 3576 |
| | Saturday, May 5 at Fort Wayne 8, Grand Rapids 4 | | | | | | 6030 |
| | Monday, May 7 at Grand Rapids 6, Fort Wayne 2 | | | | | | 3155 |
| | Grand Rapids wins best-of-seven series 4-4 | | | | | | |
| 1979-80 | Quarterfinals vs Toledo Goaldiggers | 4 | 4 | 0 | 0 | 25-7 | |
| | Wednesday, April 9 at Fort Wayne 5, Toledo 2 | | | | | | 2781 |
| | Saturday, April 12 at Fort Wayne 10, Toledo 1 | | | | | | 3151 |
| | Wednesday, April 16 at Toledo 4, Fort Wayne 7 | | | | | | 2781 |
| | Thursday, April 17 at Toledo 0, Fort Wayne 3 | | | | | | 1937 |
| | Fort Wayne wins best-of-seven series 4-0 | | | | | | |
| | Semi-finals vs Saginaw Gears | 5 | 4 | 1 | 0 | 20-16 | |
| | Wednesday, April 23 at Saginaw 3, Fort Wayne 4 | | | | | | 2835 |
| | Saturday, April 26 at Saginaw 4, Fort Wayne 1 | | | | | | 4122 |
| | Wednesday, April 30 at Fort Wayne 6, Saginaw 4 | | | | | | 3900 |
| | Saturday, May 3 at Fort Wayne 6, Saginaw 3 | | | | | | 5700 |
| | Sunday, May 4 at Saginaw 2, Fort Wayne 3 | | | | | | 3847 |
| | Fort Wayne wins best-of-seven series 4-1 | | | | | | |
| | Finals vs Kalamazoo Wings | 6 | 2 | 4 | 0 | 18-26 | |
| | Wednesday, May 7 at Kalamazoo 6, Fort Wayne 1 | | | | | | 3436 |
| | Friday, May 9 at Fort Wayne 6, Kalamazoo 2 | | | | | | 4909 |
| | Saturday, May 10 at Kalamazoo 3, Fort Wayne 5 | | | | | | 5311 |
| | Wednesday, May 14 at Fort Wayne 1, Kalamazoo 4 | | | | | | 5397 |
| | Friday, May 16 at Kalamazoo 6, Fort Wayne 4 | | | | | | 5233 |
| | Saturday, May 17 at Fort Wayne 1, Kalamazoo 5 | | | | | | 6814 |
| | Kalamazoo wins best-of-seven series 4-2 | | | | | | |
| 1980-81 | Quarterfinals vs Milwaukee Admirals | 7 | 4 | 3 | 0 | 30-29 | |
| | Wednesday, April 8 at Fort Wayne 5, Milwaukee 4 | | | | | | 1785 |
| | Thursday, April 9 at Milwaukee 8, Fort Wayne 4 | | | | | | 2094 |
| | Saturday, April 11 at Fort Wayne 4, Milwaukee 3 | | | | | | 3009 |
| | Wednesday, April 15 at Milwaukee 4, Fort Wayne 2 | | | | | | 2477 |
| | Friday, April 17 at Fort Wayne 4, Milwaukee 5 | | | | | | 3309 |
| | Saturday, April 18 at Milwaukee 2, Fort Wayne 4 | | | | | | 3805 |
| | Monday, April 20 at Fort Wayne 7, Milwaukee 3 | | | | | | 3515 |
| | Fort Wayne wins best-of-seven series 4-3 | | | | | | |

(Cont'd next page)

ALL TIME RECORDS 1952-2014, PLAYOFFS

Fort Wayne Komets Playoff History -- Game-byGame (Cont'd)

| Year | Result | GP | W | L | T | GF-GA | Attendance |
|-------------------------|--|-----------|----------|----------|----------|--------------|---------------------|
| 1980-81 (Cont'd) | Semi-finals vs Saginaw Gears | 5 | 1 | 4 | 0 | 12-26 | |
| | Wednesday, April 22 at Saginaw 2, Fort Wayne 0 | | | | | | 2717 |
| | Friday, April 24 at Fort Wayne 5, Saginaw 4 | | | | | | 3468 |
| | Saturday, April 25 at Saginaw 10, Fort Wayne 2 | | | | | | 3512 |
| | Wednesday, April 29 at Fort Wayne 3, Saginaw 4 (2:29 OT) | | | | | | 2884 |
| | Friday, May 1 at Saginaw 6, Fort Wayne 2 | | | | | | 3718 |
| | Saginaw wins best-of-seven series 4-1 | | | | | | |
| 1981-82 | Quarterfinals vs Kalamazoo Wings | 5 | 4 | 1 | 0 | 24-18 | |
| | Friday, April 9 at Kalamazoo 1, Fort Wayne 4 | | | | | | 3254 |
| | Saturday, April 10 at Fort Wayne 6, Kalamazoo 3 | | | | | | 4206 |
| | Tuesday, April 13 at Kalamazoo 3, Fort Wayne 4 | | | | | | 3042 |
| | Wednesday, April 14 at Fort Wayne 4, Kalamazoo 6 | | | | | | 4224 |
| | Saturday, April 17 at Kalamazoo 5, Fort Wayne 6 | | | | | | 4235 |
| | Fort Wayne wins best-of-seven series 4-1 | | | | | | |
| | Round Robin Semi-finals | 4 | 1 | 3 | 0 | 15-22 | |
| | <u>Team</u> | <u>GP</u> | <u>W</u> | <u>L</u> | <u>T</u> | <u>Pts</u> | <u>GF</u> <u>GA</u> |
| | Saginaw Gears | 4 | 3 | 0 | 0 | 6 | 22 16 |
| | Toledo Goaldiggers | 4 | 2 | 2 | 0 | 4 | 21 20 |
| | Fort Wayne Komets | 4 | 1 | 3 | 0 | 2 | 15 22 |
| | Tuesday, April 20 at Fort Wayne 3, Toledo 5 | | | | | | 2806 |
| | Wednesday, April 21 at Saginaw 7, Fort Wayne 3 | | | | | | 2413 |
| | Friday, April 23 at Toledo 7, Fort Wayne 5 | | | | | | 3452 |
| | Saturday, April 24 at Fort Wayne 4, Saginaw 3 (8:38 OT) | | | | | | 1708 |
| | Fort Wayne eliminated from playoffs | | | | | | |
| 1982-83 | Quarterfinals vs Flint Generals | 5 | 3 | 2 | 0 | 20-19 | |
| | Wednesday, April 13 at Fort Wayne 4, Flint 3 | | | | | | 2060 |
| | Friday, April 15 at Flint 7, Fort Wayne 4 | | | | | | 2841 |
| | Saturday, April 16 at Fort Wayne 7, Flint 4 | | | | | | 4284 |
| | Sunday, April 17 at Flint 2, Fort Wayne 1 | | | | | | 3642 |
| | Wednesday, April 20 at Fort Wayne 4, Flint 3 | | | | | | 4832 |
| | Fort Wayne wins best-of-five series 3-2 | | | | | | |
| | Semi-finals vs Toledo Goaldiggers | 5 | 1 | 4 | 0 | 17-26 | |
| | Friday, April 22 at Toledo 7, Fort Wayne 4 | | | | | | 2883 |
| | Saturday, April 23 at Fort Wayne 7, Toledo 5 | | | | | | 5025 |
| | Sunday, April 24 at Toledo 3, Fort Wayne 0 | | | | | | 3064 |
| | Tuesday, April 26 at Fort Wayne 4, Toledo 7 | | | | | | 3883 |
| | Tuesday, May 3 at Toledo 4, Fort Wayne 2 | | | | | | 3888 |
| | Toledo wins best-of-seven series 4-1 | | | | | | |
| 1983-84 | Fort Wayne receives bye to semi-finals | | | | | | |
| | Semi-finals vs Toledo Goaldiggers | 6 | 2 | 4 | 0 | 20-21 | |
| | Sunday, April 15 at Fort Wayne 1, Toledo 3 | | | | | | 3811 |
| | Wednesday, April 18 at Toledo 3, Fort Wayne 5 | | | | | | 2562 |
| | Friday, April 20 at Fort Wayne 7, Toledo 4 | | | | | | 5450 |
| | Saturday, April 21 at Toledo 6, Fort Wayne 4 | | | | | | 3023 |
| | Wednesday, April 25 at Fort Wayne 3, Toledo 4 | | | | | | 4020 |
| | Friday, April 27 at Toledo 1, Fort Wayne 0 | | | | | | 3762 |
| | Toledo wins best-of-seven series 4-2 | | | | | | |

(Cont'd next page)

ALL TIME RECORDS 1952-2014, PLAYOFFS

Fort Wayne Komets Playoff History -- Game-byGame (Cont'd)

| Year | Result | GP | W | L | T | GF-GA | Attendance |
|---------|--|----------|----------|----------|----------|--------------|------------|
| 1984-85 | Quarterfinals vs Salt Lake Golden Eagles | 7 | 4 | 3 | 0 | 29-22 | |
| | Wednesday, April 17 at Fort Wayne 3, Salt Lake 1 | | | | | | 1680 |
| | Saturday, April 20 at Fort Wayne 3, Salt Lake 2 | | | | | | 3030 |
| | Monday, April 22 at Salt Lake 2, Fort Wayne 7 | | | | | | 2121 |
| | Tuesday, April 23 at Salt Lake 5, Fort Wayne 4 (9:31 OT) | | | | | | 2187 |
| | Thursday, April 25 at Salt Lake 4, Fort Wayne 3 (5:16 OT) | | | | | | 2636 |
| | Saturday, April 27 at Fort Wayne 3, Salt Lake 6 | | | | | | 3264 |
| | Sunday, April 28 at Fort Wayne 6, Salt Lake 2 | | | | | | 2396 |
| | Fort Wayne wins best-of-seven series 4-3 | | | | | | |
| | Semi-finals vs Peoria Rivermen | 6 | 2 | 4 | 0 | 17-26 | |
| | Wednesday, May 1 at Peoria 4, Fort Wayne 5 (5:59 OT) | | | | | | 2534 |
| | Friday, May 3 at Peoria 3, Fort Wayne 2 (0:17 OT) | | | | | | 3296 |
| | Saturday, May 4 at Fort Wayne 8, Peoria 4 | | | | | | 3700 |
| | Sunday, May 5 at Fort Wayne 1, Peoria 4 | | | | | | 3856 |
| | Tuesday, May 7 at Peoria 6, Fort Wayne 1 | | | | | | 2692 |
| | Wednesday, May 8 at Fort Wayne 4, Peoria 5 (2:55 OT) | | | | | | 2300 |
| | Peoria wins best-of-seven series 4-2 | | | | | | |
| 1985-86 | Quarterfinals vs Salt Lake Golden Eagles | 5 | 4 | 1 | 0 | 28-24 | |
| | Wednesday, April 16 at Fort Wayne 3, Salt Lake 2 (1:02 OT) | | | | | | 2765 |
| | Saturday, April 19 at Fort Wayne 7, Salt Lake 5 | | | | | | 4211 |
| | Tuesday, April 22 at Salt Lake 7, Fort Wayne 4 | | | | | | 2114 |
| | Thursday, April 24 at Salt Lake 4, Fort Wayne 6 | | | | | | 2341 |
| | Saturday, April 26 at Salt Lake 6, Fort Wayne 8 | | | | | | 2658 |
| | Fort Wayne wins best-of-seven series 4-1 | | | | | | |
| | Semi-finals vs Peoria Rivermen | 6 | 4 | 2 | 0 | 25-13 | |
| | Wednesday, April 30 at Fort Wayne 4, Peoria 0 | | | | | | 2862 |
| | Saturday, May 3 at Fort Wayne 8, Peoria 4 | | | | | | 4939 |
| | Sunday, May 4 at Peoria 2, Fort Wayne 1 | | | | | | 2678 |
| | Tuesday, May 6 at Peoria 4, Fort Wayne 0 | | | | | | 2911 |
| | Wednesday, May 7 at Fort Wayne 5, Peoria 0 | | | | | | 2903 |
| | Friday, May 9 at Peoria 3, Fort Wayne 7 | | | | | | 4270 |
| | Fort Wayne wins best-of-seven series 4-2 | | | | | | |
| | Finals vs Muskegon Lumberjacks | 4 | 0 | 4 | 0 | 11-23 | |
| | Sunday, May 11 at Fort Wayne 5, Muskegon 7 | | | | | | 3686 |
| | Wednesday, May 14 at Muskegon 5, Fort Wayne 2 | | | | | | 3012 |
| | Friday, May 16 at Fort Wayne 2, Muskegon 5 | | | | | | 4571 |
| | Tuesday, May 20 at Muskegon 6, Fort Wayne 2 | | | | | | 5399 |
| | Muskegon wins best-of-seven series 4-0 | | | | | | |
| 1986-87 | Quarterfinals vs Indianapolis Checkers | 6 | 4 | 2 | 0 | 23-18 | |
| | Wednesday, April 15 at Fort Wayne 4, Indianapolis 1 | | | | | | 2764 |
| | Friday, April 17 at Indianapolis 7, Fort Wayne 5 | | | | | | 2976 |
| | Saturday, April 18 at Fort Wayne 4, Indianapolis 2 | | | | | | 4344 |
| | Wednesday, April 22 at Indianapolis 4, Fort Wayne 2 | | | | | | 2192 |
| | Friday, April 24 at Fort Wayne 5, Indianapolis 3 | | | | | | 4186 |
| | Saturday, April 25 at Indianapolis 1, Fort Wayne 3 | | | | | | 2839 |
| | Fort Wayne wins best-of-seven series 4-2 | | | | | | |
| | Semi-finals vs Salt Lake Golden Eagles | 5 | 1 | 4 | 0 | 15-24 | |
| | Wednesday, April 29 at Fort Wayne 2, Salt Lake 3 | | | | | | 2389 |
| | Friday, May 1 at Fort Wayne 3, Salt Lake 2 (7:58 OT) | | | | | | 3902 |
| | Saturday, May 2 at Salt Lake 5, Fort Wayne 3 | | | | | | 3562 |
| | Tuesday, May 5 at Salt Lake 9, Fort Wayne 3 | | | | | | 2596 |
| | Thursday, May 7 at Salt Lake 5, Fort Wayne 4 | | | | | | 3065 |
| | Salt Lake wins best-of-seven series 4-1 | | | | | | |

(Cont'd next page)

ALL TIME RECORDS 1952-2014, PLAYOFFS

Fort Wayne Komets Playoff History -- Game-byGame (Cont'd)

| Year | Result | GP | W | L | T | GF-GA | Attendance |
|---------|---|----|---|---|---|-------|------------|
| 1987-88 | Quarterfinals vs Saginaw Hawks | 6 | 2 | 4 | 0 | 18-21 | |
| | Wednesday, April 13 at Fort Wayne 2, Saginaw 3 (13:54 OT) | | | | | | 2025 |
| | Friday, April 15 at Saginaw 7, Fort Wayne 3 | | | | | | 1277 |
| | Saturday, April 16 at Fort Wayne 5, Saginaw 3 | | | | | | 3406 |
| | Sunday, April 17 at Saginaw 3, Fort Wayne 2 | | | | | | 2545 |
| | Friday, April 22 at Fort Wayne 3, Saginaw 0 | | | | | | 3783 |
| | Saturday, April 23 at Saginaw 5, Fort Wayne 3 | | | | | | 1372 |
| | Saginaw wins best-of-seven series 4-2 | | | | | | |
| 1988-89 | Quarterfinals vs Saginaw Hawks | 6 | 4 | 2 | 0 | 17-12 | |
| | Friday, April 14 at Saginaw 5, Fort Wayne 2 | | | | | | 1549 |
| | Sunday, April 16 at Saginaw 1, Fort Wayne 3 | | | | | | 1474 |
| | Monday, April 17 at Fort Wayne 3, Saginaw 2 | | | | | | 3105 |
| | Tuesday, April 18 at Fort Wayne 3, Saginaw 0 | | | | | | 3522 |
| | Friday, April 21 at Saginaw 3, Fort Wayne 2 | | | | | | 1601 |
| | Saturday, April 22 at Fort Wayne 4, Saginaw 1 | | | | | | 4150 |
| | Fort Wayne wins best-of-seven series 4-2 | | | | | | |
| | Semi-finals vs Muskegon Lumberjacks | 5 | 1 | 4 | 0 | 18-25 | |
| | Tuesday, April 25 at Muskegon 3, Fort Wayne 2 (0:30 OT) | | | | | | 1421 |
| | Saturday, April 29 at Fort Wayne 2, Muskegon 4 | | | | | | 5709 |
| | Sunday, April 30 at Muskegon 7, Fort Wayne 4 | | | | | | 2465 |
| | Wednesday, May 3 at Fort Wayne 8, Muskegon 6 | | | | | | 2510 |
| | Saturday, May 6 at Muskegon 5, Fort Wayne 2 | | | | | | 3631 |
| | Muskegon wins best-of-seven series 4-1 | | | | | | |
| 1989-90 | Quarterfinals vs Muskegon Lumberjacks | 5 | 1 | 4 | 0 | 23-32 | |
| | Wednesday, April 11 at Muskegon 6, Fort Wayne 3 | | | | | | 1343 |
| | Friday, April 13 at Fort Wayne 9, Muskegon 4 | | | | | | 4015 |
| | Saturday, April 14 at Muskegon 10, Fort Wayne 3 | | | | | | 3281 |
| | Tuesday, April 17 at Fort Wayne 6, Muskegon 9 | | | | | | 4529 |
| | Wednesday, April 18 at Muskegon 3, Fort Wayne 1 | | | | | | 1621 |
| | Muskegon wins best-of-seven series 4-1 | | | | | | |
| 1990-91 | Quarterfinals vs Indianapolis Ice | 7 | 4 | 3 | 0 | 24-17 | |
| | Friday, April 12 at Indianapolis 3, Fort Wayne 2 (12:22 OT) | | | | | | 5783 |
| | Saturday, April 13 at Fort Wayne 8, Indianapolis 2 | | | | | | 8003 |
| | Monday, April 15 at Indianapolis 2, Fort Wayne 1 | | | | | | 2097 |
| | Wednesday, April 17 at Fort Wayne 4, Indianapolis 2 | | | | | | 5350 |
| | Friday, April 19 at Indianapolis 1, Fort Wayne 2 | | | | | | 5223 |
| | Saturday, April 20 at Fort Wayne 3, Indianapolis 4 | | | | | | 8005 |
| | Sunday, April 21 at Indianapolis 3, Fort Wayne 4 (18:29 OT) | | | | | | 4408 |
| | Fort Wayne wins best-of-seven series 4-3 | | | | | | |
| | Semi-finals vs Kalamazoo Wings | 6 | 4 | 2 | 0 | 22-18 | |
| | Wednesday, April 24 at Kalamazoo 5, Fort Wayne 1 | | | | | | 1879 |
| | Friday, April 26 at Fort Wayne 5, Kalamazoo 1 | | | | | | 8203 |
| | Saturday, April 27 at Kalamazoo 5, Fort Wayne 3 | | | | | | 4352 |
| | Tuesday, April 30 at Fort Wayne 6, Kalamazoo 2 | | | | | | 5907 |
| | Wednesday, May 1 at Kalamazoo 3, Fort Wayne 4 (2:30 OT) | | | | | | 2574 |
| | Friday, May 3 at Fort Wayne 3, Kalamazoo 2 | | | | | | 8003 |
| | Fort Wayne wins best-of-seven series 4-2 | | | | | | |
| | Finals vs Peoria Rivermen | 6 | 2 | 4 | 0 | 17-25 | |
| | Friday, May 10 at Peoria 7, Fort Wayne 1 | | | | | | 7020 |
| | Saturday, May 11 at Peoria 5, Fort Wayne 2 | | | | | | 8391 |
| | Wednesday, May 15 at Fort Wayne 4, Peoria 5 (0:47 OT) | | | | | | 8003 |
| | Friday, May 17 at Fort Wayne 5, Peoria 2 | | | | | | 8025 |
| | Saturday, May 18 at Peoria 3, Fort Wayne 4 | | | | | | 9271 |
| | Monday, May 20 at Fort Wayne 1, Peoria 3 | | | | | | 8205 |
| | Peoria wins best-of-seven series 4-2 | | | | | | |

(Cont'd next page)

ALL TIME RECORDS 1952-2014, PLAYOFFS

Fort Wayne Komets Playoff History -- Game-byGame (Cont'd)

| Year | Result | GP | W | L | T | GF-GA | Attendance |
|---------|---|----------|----------|----------|----------|--------------|------------|
| 1991-92 | Quarterfinals vs Kalamazoo Wings | 7 | 3 | 4 | 0 | 23-26 | |
| | Wednesday, April 8 at Fort Wayne 7, Kalamazoo 4 | | | | | | 6856 |
| | Friday, April 10 at Kalamazoo 7, Fort Wayne 1 | | | | | | 3304 |
| | Saturday, April 11 at Fort Wayne 3, Kalamazoo 1 | | | | | | 8103 |
| | Wednesday, April 15 at Kalamazoo 4, Fort Wayne 3 | | | | | | 2891 |
| | Friday, April 17 at Fort Wayne 4, Kalamazoo 1 | | | | | | 8103 |
| | Saturday, April 18 at Kalamazoo 5, Fort Wayne 2 | | | | | | 5181 |
| | Monday, April 20 at Fort Wayne 3, Kalamazoo 4 | | | | | | 8003 |
| | Kalamazoo wins best-of-seven series 4-3 | | | | | | |
| 1992-93 | Quarterfinals vs Cleveland Lumberjacks | 4 | 4 | 0 | 0 | 22-8 | |
| | Friday, April 16 at Fort Wayne 4, Cleveland 1 | | | | | | 7145 |
| | Sunday, April 18 at Fort Wayne 6, Cleveland 2 | | | | | | 7015 |
| | Thursday, April 22 at Cleveland 2, Fort Wayne 5 | | | | | | 1543 |
| | Saturday, April 24 at Cleveland 3, Fort Wayne 7 | | | | | | 3787 |
| | Fort Wayne wins best-of-seven series 4-0 | | | | | | |
| | Semifinals vs Atlanta Knights | 4 | 4 | 0 | 0 | 11-5 | |
| | Friday, April 30 at Atlanta 1, Fort Wayne 4 | | | | | | 5869 |
| | Saturday, May 1 at Atlanta 1, Fort Wayne 2 | | | | | | 6330 |
| | Wednesday, May 5 at Fort Wayne 3, Atlanta 2 | | | | | | 7542 |
| | Friday, May 7 at Fort Wayne 2, Atlanta 1 | | | | | | 8088 |
| | Fort Wayne wins best-of-seven series 4-0 | | | | | | |
| | Finals vs San Diego Gulls | 4 | 4 | 0 | 0 | 21-5 | |
| | Friday, May 14 at San Diego 1, Fort Wayne 7 | | | | | | 9600 |
| | Sunday, May 16 at San Diego 1, Fort Wayne 5 | | | | | | 7529 |
| | Wednesday, May 19 at Fort Wayne 3, San Diego 2 (OT) | | | | | | 8103 |
| | Friday, May 21 at Fort Wayne 6, San Diego 1 | | | | | | 8154 |
| | Fort Wayne wins best-of-seven series 4-0 | | | | | | |
| 1993-94 | Quarterfinals vs Peoria Rivermen | 6 | 4 | 2 | 0 | 26-18 | |
| | Friday, April 15 at Peoria 1, Fort Wayne 4 | | | | | | 3705 |
| | Sunday, April 17 at Peoria 2, Fort Wayne 1 | | | | | | 3171 |
| | Tuesday, April 19 at Fort Wayne 4, Peoria 5 (OT) | | | | | | 6121 |
| | Thursday, April 21 at Fort Wayne 5, Peoria 0 | | | | | | 6355 |
| | Saturday, April 23 at Peoria 4, Fort Wayne 5 | | | | | | 4406 |
| | Monday, April 25 at Fort Wayne 7, Peoria 6 | | | | | | 6139 |
| | Fort Wayne wins best-of-seven series 4-2 | | | | | | |
| | Semifinals vs Cincinnati Cyclones | 6 | 4 | 2 | 0 | 20-24 | |
| | Saturday, April 30 at Fort Wayne 6, Cincinnati 3 | | | | | | 8103 |
| | Sunday, May 1 at Fort Wayne 2, Cincinnati 1 | | | | | | 8011 |
| | Wednesday, May 4 at Cincinnati 7, Fort Wayne 8 | | | | | | 4457 |
| | Friday, May 6 at Cincinnati 4, Fort Wayne 0 | | | | | | 6013 |
| | Saturday, May 7 at Cincinnati 7, Fort Wayne 1 | | | | | | 6233 |
| | Monday, May 9 at Fort Wayne 3, Cincinnati 2 | | | | | | 7646 |
| | Fort Wayne wins best-of-seven series 4-2 | | | | | | |
| | Finals vs Atlanta Knights | 6 | 2 | 4 | 0 | 19-22 | |
| | Saturday, May 14 at Atlanta 7, Fort Wayne 4 | | | | | | 9873 |
| | Sunday, May 15 at Atlanta 1, Fort Wayne 0 | | | | | | 7088 |
| | Tuesday, May 17 at Fort Wayne 3, Atlanta 1 | | | | | | 8103 |
| | Thursday, May 19 at Fort Wayne 6, Atlanta 7 (3 OT) | | | | | | 8103 |
| | Sunday, May 22 at Fort Wayne 5, Atlanta 3 | | | | | | 8153 |
| | Wednesday, May 25 at Atlanta 3, Fort Wayne 1 | | | | | | 14107 |
| | Atlanta wins best-of-seven series 4-2 | | | | | | |

(Cont'd on next page)

ALL TIME RECORDS 1952-2014, PLAYOFFS

Fort Wayne Komets Playoff History -- Game-byGame (Cont'd)

| Year | Result | GP | W | L | T | GF-GA | Attendance |
|---------|---|----------|----------|----------|----------|--------------|------------|
| 1994-95 | First Round vs Peoria Rivermen | 4 | 1 | 3 | 0 | 17-18 | |
| | Thursday, April 13 at Peoria 4, Fort Wayne 10 | | | | | | 3038 |
| | Monday, April 17 at Peoria 4, Fort Wayne 3 | | | | | | 2799 |
| | Friday, April 21 at Fort Wayne 2, Peoria 5 | | | | | | 8003 |
| | Sunday, April 23 at Fort Wayne 2, Peoria 5 | | | | | | 5795 |
| | Peoria wins best-of-five series 3-1 | | | | | | |
| 1995-96 | First Round vs Orlando Solar Bears | 5 | 2 | 3 | 0 | 14-12 | |
| | Wednesday, April 17 at Orlando 1, Fort Wayne 6 | | | | | | 5192 |
| | Saturday, April 20 at Orlando 2, Fort Wayne 1 | | | | | | 8996 |
| | Friday, April 26 at Fort Wayne 3, Orlando 1 | | | | | | 6484 |
| | Saturday, April 27 at Fort Wayne 2, Orlando 5 | | | | | | 6572 |
| | Tuesday, April 30 at Orlando 3, Fort Wayne 2 | | | | | | 8223 |
| | Orlando wins best-of-five series 3-2 | | | | | | |
| 1996-97 | Did not qualify | | | | | | |
| 1997-98 | First Round vs Cleveland Lumberjacks | 4 | 1 | 3 | 0 | 11-17 | |
| | Sunday, April 19 at Fort Wayne 4, Cleveland 3 (OT) | | | | | | 4785 |
| | Tuesday, April 21 at Fort Wayne 2, Cleveland 3 | | | | | | 5041 |
| | Saturday, April 25 at Cleveland 6, Fort Wayne 2 | | | | | | 4388 |
| | Sunday, April 26 at Cleveland 5, Fort Wayne 3 | | | | | | 3107 |
| | Cleveland wins best-of-five series 3-1 | | | | | | |
| 1998-99 | First Round vs Michigan K-Wings | 2 | 0 | 2 | 0 | 3-9 | |
| | Wednesday, April 21 at Michigan 5, Fort Wayne 2 | | | | | | 2329 |
| | Friday, April 23 at Fort Wayne 1, Michigan 4 | | | | | | 5052 |
| | Michigan wins best-of-three series 2-0 | | | | | | |
| 1999-00 | First Round vs Asheville | 2 | 2 | 0 | 0 | 7-4 | |
| | Wednesday, April 5 at Fort Wayne 3, Asheville 2 | | | | | | 3884 |
| | Friday, April 7 at Asheville 2, Fort Wayne 4 | | | | | | 2206 |
| | Fort Wayne wins best-of-three series 2-0 | | | | | | |
| | Quarterfinals vs Binghamton | 6 | 4 | 2 | 0 | 21-16 | |
| | Friday, April 14 at Binghamton 1, Fort Wayne 3 | | | | | | 2228 |
| | Saturday, April 15 at Binghamton 4, Fort Wayne 2 | | | | | | 2507 |
| | Wednesday, April 19 at Fort Wayne 2, Binghamton 1 | | | | | | 4845 |
| | Friday, April 21 at Fort Wayne 8, Binghamton 4 | | | | | | 5689 |
| | Saturday, April 22 at Fort Wayne 2, Binghamton 3 (2 OT) | | | | | | 5613 |
| | Tuesday, April 25 at Binghamton 3, Fort Wayne 4 | | | | | | 2467 |
| | Fort Wayne wins best-of-seven series 4-2 | | | | | | |
| | Semi-finals vs Quad City Mallards | 5 | 1 | 4 | 0 | 16-22 | |
| | Friday, April 28 at Fort Wayne 4, Quad City 3 (OT) | | | | | | 4897 |
| | Sunday, April 30 at Fort Wayne 3, Quad City 4 (OT) | | | | | | 5021 |
| | Tuesday, May 2 at Quad City 6, Fort Wayne 5 (OT) | | | | | | 6446 |
| | Wednesday, May 3 at Quad City 3, Fort Wayne 2 | | | | | | 6369 |
| | Friday, May 5 at Quad City 6, Fort Wayne 2 | | | | | | 7690 |
| | Quad City wins best-of-seven series 4-1 | | | | | | |
| 2000-01 | Quarterfinals vs Missouri River Otters | 4 | 3 | 1 | 0 | 17-11 | |
| | Friday, April 6 at Fort Wayne 5, Missouri 4 | | | | | | 4416 |
| | Saturday, April 7 at Fort Wayne 2, Missouri 3 | | | | | | 5124 |
| | Tuesday, April 10 at Missouri 2, Fort Wayne 6 | | | | | | 3427 |
| | Wednesday, April 11 at Missouri 2, Fort Wayne 4 | | | | | | 1475 |
| | Fort Wayne wins best-of-five series 3-1 | | | | | | |
| | Semi-finals vs Quad City Mallards | 3 | 0 | 3 | 0 | 5-17 | |
| | Saturday, April 14 at Quad city 7, Fort Wayne 2 | | | | | | 6735 |
| | Sunday, April 15 at Quad City 5, Fort Wayne 1 | | | | | | 5786 |
| | Monday, April 16 at Fort Wayne 2, Quad City 5 | | | | | | 4222 |
| | Quad City wins best-of-five series 3-0 | | | | | | |

(Cont'd next page)

ALL TIME RECORDS 1952-2014, PLAYOFFS

Fort Wayne Komets Playoff History -- Game-byGame (Cont'd)

| Year | Result | GP | W | L | T | GF-GA | Attendance |
|---------|--|----------|----------|----------|----------|--------------|------------|
| 2001-02 | Did not qualify | | | | | | |
| 2002-03 | Quarterfinals vs Port Huron Beacons | 3 | 3 | 0 | 0 | 5-12 | |
| | Wednesday, April 2 at Fort Wayne 4, Port Huron 2 | | | | | | 4917 |
| | Friday, April 4 at Fort Wayne 2, Port Huron 1 | | | | | | 6378 |
| | Sunday, April 6 at Port Huron 2, Fort Wayne 6 | | | | | | 2514 |
| | Fort Wayne wins best-of-five series 3-0 | | | | | | |
| | Semi-finals vs Elmira Jackals | 4 | 4 | 0 | 0 | 16-6 | |
| | Friday, April 11 at Fort Wayne 3, Elmira 2 | | | | | | 6758 |
| | Sunday, April 13 at Fort Wayne 6, Elmira 0 | | | | | | 5960 |
| | Wednesday, April 16 at Elmira 1, Fort Wayne 3 | | | | | | 2941 |
| | Friday, April 18 at Elmira 3, Fort Wayne 4 | | | | | | 3314 |
| | Fort Wayne wins best-of-seven series 4-0 | | | | | | |
| | Finals vs Quad City Mallards | 5 | 4 | 1 | 0 | 20-10 | |
| | Friday, April 25 at Fort Wayne 4, Quad city 2 | | | | | | 8035 |
| | Saturday, April 26 at Fort Wayne 3, Quad City 3 (2 OT) | | | | | | 8884 |
| | Thursday, May 1 at Quad City 3, Fort Wayne 4 | | | | | | 4965 |
| | Saturday, May 3 at Quad City 0, Fort Wayne 7 | | | | | | 6309 |
| | Sunday, May 4 at Fort Wayne 2, Quad City 1 (OT) | | | | | | 10593 |
| | Fort Wayne wins best-of-seven series 4-1 | | | | | | |
| 2003-04 | Quarterfinals vs Kalamazoo Wings | 5 | 3 | 2 | 0 | 12-7 | |
| | Thursday, April 15 at Kalamazoo 3, Fort Wayne 2 | | | | | | 1974 |
| | Monday, April 19 at Fort Wayne 5, Kalamazoo 0 | | | | | | 5648 |
| | Tuesday, April 20 at Fort Wayne 2, Kalamazoo 1 | | | | | | 5757 |
| | Thursday, April 22 at Kalamazoo 1, Fort Wayne 0 (OT) | | | | | | 2143 |
| | Friday, April 23 at Fort Wayne 3, Kalamazoo 2 | | | | | | 7084 |
| | Fort Wayne wins best-of-five series 3-2 | | | | | | |
| | Semi-finals vs Muskegon Fury | 4 | 0 | 4 | 0 | 4-11 | |
| | Sunday, April 25 at Fort Wayne 0, Muskegon 1 | | | | | | 5515 |
| | Wednesday, April 28 at Fort Wayne 1, Muskegon 2 | | | | | | 5428 |
| | Friday, April 30 at Muskegon 3, Fort Wayne 1 | | | | | | 3021 |
| | Saturday, May 1 at Muskegon 5, Fort Wayne 2 | | | | | | 3621 |
| | Muskegon wins best-of-seven series 4-0 | | | | | | |
| 2004-05 | Quarterfinals vs Missouri River Otters | 6 | 4 | 2 | 0 | 20-11 | |
| | Friday, April 15 at Fort Wayne 2, Missouri 1 (OT) | | | | | | 6168 |
| | Sunday, April 17 at Fort Wayne 3, Missouri 1 | | | | | | 5588 |
| | Tuesday, April 19 at Missouri 2, Fort Wayne 8 | | | | | | 3601 |
| | Wednesday, April 20 at Missouri 3, Fort Wayne 2 | | | | | | 2374 |
| | Saturday, April 23 at Fort Wayne 2, Missouri 3 (2 OT) | | | | | | 6892 |
| | Sunday, April 24 at Missouri 1, Fort Wayne 3 | | | | | | 2019 |
| | Fort Wayne wins best-of-seven series 4-2) | | | | | | |
| | Semi-finals vs Rockford IceHogs | 7 | 4 | 3 | 0 | 21-22 | |
| | Friday, April 20 at Fort Wayne 7, Rockford 4 | | | | | | 6307 |
| | Saturday, April 30 at Fort Wayne 1, Rockford 4 | | | | | | 6752 |
| | Wednesday, May 4 at Rockford 6, Fort Wayne 3 | | | | | | 2884 |
| | Friday, May 6 at Rockford 4, Fort Wayne 1 | | | | | | 4213 |
| | Sunday, May 8 at Fort Wayne 3, Rockford 2 (OT) | | | | | | 5088 |
| | Monday, May 9 at Rockford 1, Fort Wayne 4 | | | | | | 2633 |
| | Tuesday, May 10 at Fort Wayne 2, Rockford 1 (OT) | | | | | | 6012 |
| | Fort Wayne wins best-of-seven series 4-3 | | | | | | |

(Cont'd next page)

ALL TIME RECORDS 1952-2014, PLAYOFFS

Fort Wayne Komets Playoff History -- Game-byGame (Cont'd)

| Year | Result | GP | W | L | T | GF-GA | Attendance |
|-------------------------|--|----------|----------|----------|----------|--------------|------------|
| 2004-05 (Cont'd) | Finals vs Muskegon Fury | 5 | 1 | 3 | 0 | 10-19 | |
| | Friday, May 13 at Muskegon 5, Fort Wayne 3 | | | | | | 3643 |
| | Saturday, May 14 at Muskegon 1, Fort Wayne 2 | | | | | | 4732 |
| | Monday, May 16 at Fort Wayne 2, Muskegon 6 | | | | | | 6870 |
| | Saturday, May 21 at Fort Wayne 1, Muskegon 3 | | | | | | 5010 |
| | Sunday, May 22 at Fort Wayne 2, Muskegon 4 | | | | | | 7006 |
| | Muskegon wins best-of-seven series 4-1 | | | | | | |
| 2005-06 | Quarterfinals vs Rockford IceHogs | 5 | 1 | 4 | 0 | 16-21 | |
| | Friday, April 21 at Rockford 7, Fort Wayne 5 | | | | | | 3419 |
| | Sunday, April 23 at Rockford 4, Fort Wayne 1 | | | | | | 3078 |
| | Tuesday, April 25 at Fort Wayne 5, Rockford 4 | | | | | | 5486 |
| | Thursday, April 27 at Fort Wayne 4, Rockford 6 | | | | | | 5898 |
| | Friday, April 28 at Rockford 2, Fort Wayne 1 | | | | | | 3553 |
| | Rockford wins best-of-seven series 4-1 | | | | | | |
| 2006-07 | Quarterfinals vs Chicago Hounds | 5 | 4 | 1 | 0 | 19-9 | |
| | Friday, April 13 at Fort Wayne 3, Chicago 0 | | | | | | 6931 |
| | Saturday, April 14 at Fort Wayne 2, Chicago 5 | | | | | | 7802 |
| | Sunday, April 15 at Chicago 1, Fort Wayne 2 (OT) | | | | | | 1546 |
| | Tuesday, April 17 at Chicago 1, Fort Wayne 8 | | | | | | 1264 |
| | Thursday, April 19 at Chicago 2, Fort Wayne 4 | | | | | | 1520 |
| | Fort Wayne wins best-of-seven series 4-1 | | | | | | |
| | Semi-finals vs Rockford IceHogs | 5 | 1 | 4 | 0 | 13-18 | |
| | Friday, April 27 at Fort Wayne 3, Rockford 0 | | | | | | 7044 |
| | Sunday, April 29 at Fort Wayne 2, Rockford 5 | | | | | | 6303 |
| | Wednesday, May 2 at Rockford 3, Fort Wayne 2 | | | | | | 2438 |
| | Friday, May 4 at Rockford 5, Fort Wayne 2 | | | | | | 3490 |
| | Saturday, May 5 at Fort Wayne 4, Rockford 5 | | | | | | 6319 |
| | Rockford wins best-of-seven series 4-1 | | | | | | |
| 2007-08 | Semi-finals vs Muskegon Fury | 6 | 2 | 4 | 0 | 24-14 | |
| | Friday, April 18 at Fort Wayne 1, Muskegon 0 (OT) | | | | | | 6733 |
| | Saturday, April 19 at Muskegon 4, Fort Wayne 3 | | | | | | 2243 |
| | Sunday, April 20 at Fort Wayne 7, Muskegon 3 | | | | | | 6535 |
| | Wednesday, April 23 at Muskegon 6, Fort Wayne 5 | | | | | | 1565 |
| | Friday, April 25 at Fort Wayne 3, Muskegon 0 | | | | | | 6723 |
| | Saturday, April 26 at Muskegon 1, Fort Wayne 5 | | | | | | 2354 |
| | Fort Wayne wins best-of-seven series 4-2 | | | | | | |
| | Finals vs Port Huron Icehawks | 7 | 4 | 3 | 0 | 20-20 | |
| | Friday, May 2 at Fort Wayne 1, Port Huron 4 | | | | | | 7473 |
| | Saturday, May 3 at Port Huron 3, Fort Wayne 2 (OT) | | | | | | 3011 |
| | Sunday, May 4 at Fort Wayne 5, Port Huron 1 | | | | | | 6204 |
| | Wednesday, May 7 at Port Huron 5, Fort Wayne 1 | | | | | | 2553 |
| | Thursday, May 8 at Fort Wayne 4, Port Huron 2 | | | | | | 5756 |
| | Saturday, May 10 at Port Huron 3, Fort Wayne 4 | | | | | | 3129 |
| | Monday, May 12 at Fort Wayne 3, Port Huron 2 (3 OT) | | | | | | 10462 |
| | Fort Wayne wins best-of-seven series 4-3 | | | | | | |
| 2008-09 | Semi-finals vs Kalamazoo Wings | 6 | 4 | 2 | 0 | 18-10 | |
| | Friday, April 17 at Fort Wayne 3, Kalamazoo 1 | | | | | | 6678 |
| | Saturday, April 18 at Kalamazoo 3, Fort Wayne 2 (OT) | | | | | | 2635 |
| | Sunday, April 19 at Fort Wayne 5, Kalamazoo 1 | | | | | | 6628 |
| | Wednesday, April 22 at Kalamazoo 2, Fort Wayne 0 | | | | | | 1892 |
| | Friday, April 24 at Fort Wayne 3, Kalamazoo 2 (OT) | | | | | | 7141 |
| | Saturday, April 25 at Kalamazoo 3, Fort Wayne 5 | | | | | | 2951 |
| | Fort Wayne wins best-of-seven series 4-2 | | | | | | |

(Cont'd next page)

ALL TIME RECORDS 1952-2014, PLAYOFFS

Fort Wayne Komets Playoff History -- Game-byGame (Cont'd)

| Year | Result | GP | W | L | T | GF-GA | Attendance |
|-------------------------|--|----------|----------|----------|----------|--------------|------------|
| 2008-09 (Cont'd) | Finals vs Muskegon Lumberjacks | 5 | 4 | 1 | 0 | 21-9 | |
| | Thursday, April 30 at Fort Wayne 2, Muskegon 1 (OT) | | | | | | 6418 |
| | Saturday, May 2 at Fort Wayne 7, Muskegon 1 | | | | | | 8134 |
| | Tuesday, May 5 at Muskegon 2, Fort Wayne 5 | | | | | | 1855 |
| | Wednesday, May 6 at Muskegon 4, Fort Wayne 3 (OT) | | | | | | 2217 |
| | Friday, May 8 at Fort Wayne 4, Muskegon 1 | | | | | | 10480 |
| | Fort Wayne wins best-of-seven series 4-1 | | | | | | |
| 2009-10 | Semi-finals vs Port Huron Icehawks | 7 | 4 | 3 | 0 | 26-18 | |
| | Thursday, April 22 at Fort Wayne 4, Port Huron 2 | | | | | | 5412 |
| | Saturday, April 24 at Port Huron 3, Fort Wayne 2 (OT) | | | | | | 1523 |
| | Sunday, April 25 at Fort Wayne 3, Port Huron 4 | | | | | | 6591 |
| | Wednesday, April 28 at Port Huron 4, Fort Wayne 2 | | | | | | 1230 |
| | Friday, April 30 at Fort Wayne 7, Port Huron 2 | | | | | | 7091 |
| | Saturday, May 1 at Port Huron 3, Fort Wayne 4 | | | | | | 1729 |
| | Monday, May 3 at Fort Wayne 4, Port Huron 0 | | | | | | 7454 |
| | Fort Wayne wins best-of-seven series 4-3 | | | | | | |
| | Finals vs Flint Generals | 5 | 4 | 1 | 0 | 20-14 | |
| | Saturday, May 8 at Fort Wayne 3, Flint 2 | | | | | | 8089 |
| | Monday, May 10 at Fort Wayne 2, Flint 1 | | | | | | 6509 |
| | Wednesday, May 12 at Flint 7, Fort Wayne 6 (OT) | | | | | | 2421 |
| | Friday, May 14 at Flint 2, Fort Wayne 6 | | | | | | 4065 |
| | Saturday, May 15 at Fort Wayne 3, Flint 2 | | | | | | 10480 |
| | Fort Wayne wins best-of-seven series 4-1 | | | | | | |
| 2010-11 | First Round vs Bloomington PrairieThunder | 3 | 3 | 0 | 0 | 14-6 | |
| | Saturday, April 2 at Bloomington 2, Fort Wayne 5 | | | | | | 2140 |
| | Sunday, April 3 at Bloomington 1, Fort Wayne 3 | | | | | | 1446 |
| | Wednesday, April 6 at Fort Wayne 6, Bloomington 3 | | | | | | 7297 |
| | Fort Wayne wins best-of-three series 3-0 | | | | | | |
| | Quarterfinals vs Rapid City Rush | 5 | 2 | 3 | 0 | 15-20 | |
| | Friday, April 15 at Rapid City 5, Fort Wayne 2 | | | | | | 3994 |
| | Saturday, April 16 at Rapid City 4, Fort Wayne 3 | | | | | | 4666 |
| | Wednesday, April 20 at Fort Wayne 5, Rapid City 4 (OT) | | | | | | 6817 |
| | Friday, April 22 at Fort Wayne 4, Rapid City 1 | | | | | | 8687 |
| | Sunday, April 24 at Rapid City 6, Fort Wayne 1 | | | | | | 4399 |
| | Rapid City wins best-of-five series 3-2 | | | | | | |

(Cont'd next page)

ALL TIME RECORDS 1952-2014, PLAYOFFS

Fort Wayne Komets Playoff History -- Game-byGame (Cont'd)

| Year | Result | GP | W | L | T | GF-GA | Attendance |
|---------|---|----|---|---|---|-------|------------|
| 2011-12 | Quarterfinals vs Rapid City Rush | 6 | 4 | 2 | 0 | 19-18 | |
| | Friday, March 30 at Rapid City 6, Fort Wayne 3 | | | | | | 3549 |
| | Saturday, March 31 at Rapid City 1, Fort Wayne 3 | | | | | | 4024 |
| | Wednesday, April 4 at Fort Wayne 3, Rapid City 1 | | | | | | 5704 |
| | Thursday, April 5 at Fort Wayne 5, Rapid City 3 | | | | | | 5950 |
| | Sunday, April 8 at Fort Wayne 1, Rapid City 4 | | | | | | 5911 |
| | Tuesday, April 10 at Rapid City 3, Fort Wayne 4 (OT) | | | | | | 3888 |
| | Fort Wayne wins best-of-seven series 4-2 | | | | | | |
| | Semi-finals vs Missouri Mavericks | 7 | 4 | 3 | 0 | 25-24 | |
| | Friday, April 13 at Fort Wayne 2, Missouri 3 (OT) | | | | | | 5689 |
| | Saturday, April 14 at Fort Wayne 3, Missouri 6 | | | | | | 6791 |
| | Wednesday, April 18 at Missouri 1, Fort Wayne 3 | | | | | | 5321 |
| | Thursday, April 19 at Missouri 4, Fort Wayne 5 (2 OT) | | | | | | 4357 |
| | Saturday, April 21 at Missouri 5, Fort Wayne 2 | | | | | | 4691 |
| | Tuesday, April 24 at Fort Wayne 4, Missouri 1 | | | | | | 6060 |
| | Thursday, April 26 at Fort Wayne 6, Missouri 4 | | | | | | 7049 |
| | Fort Wayne wins best-of-seven series 4-3 | | | | | | |
| | Finals vs Wichita Thunder | 5 | 4 | 1 | 0 | 27-16 | |
| | Saturday, April 28 at Wichita 3, Fort Wayne 5 | | | | | | 5209 |
| | Sunday, April 29 at Wichita 3, Fort Wayne 6 | | | | | | 4703 |
| | Thursday, May 3 at Fort Wayne 7, Wichita 3 | | | | | | 7105 |
| | Saturday, May 5 at Fort Wayne 3, Wichita 4 | | | | | | 10480 |
| | Monday, May 7 at Fort Wayne 6, Wichita 3 | | | | | | 9560 |
| | Fort Wayne wins best-of-seven series 4-1 | | | | | | |
| 2012-13 | Did not qualify | | | | | | |
| 2013-14 | First Round vs Reading Royals | 5 | 4 | 1 | 0 | 14-8 | |
| | Thursday, April 17 at Reading 1, Fort Wayne 2 | | | | | | 3261 |
| | Saturday, April 19 at Reading 4, Fort Wayne 2 | | | | | | 4008 |
| | Thursday, April 24 at Fort Wayne 5, Reading 1 | | | | | | 4317 |
| | Friday, April 25 at Fort Wayne 3, Reading 1 | | | | | | 5161 |
| | Sunday, April 27 at Fort Wayne 2, Reading 1 (2OT) | | | | | | 5008 |
| | Fort Wayne wins best-of-seven series 4-1 | | | | | | |
| | Quarterfinals vs Cincinnati Cyclones | 6 | 2 | 4 | 0 | 13-19 | |
| | Friday, May 2 at Cincinnati 1, Fort Wayne 2 | | | | | | 1307 |
| | Saturday, May 3 at Cincinnati 5, Fort Wayne 2 | | | | | | 1731 |
| | Thursday, May 8 at Fort Wayne 2, Cincinnati 3 (2OT) | | | | | | 4104 |
| | Saturday, May 10 at Fort Wayne 3, Cincinnati 2 (OT) | | | | | | 5353 |
| | Sunday, May 11 at Fort Wayne 3, Cincinnati 4 (OT) | | | | | | 4716 |
| | Tuesday, May 13 at Cincinnati 4, Fort Wayne 1 | | | | | | 1602 |
| | Cincinnati wins best-of-seven series 4-2 | | | | | | |

ALL TIME RECORDS 1952-2014, PLAYOFFS

KOMETS PLAYOFF TOTALS

| | |
|----------------------|----------|
| Seasons in the IHL: | 50 |
| Seasons in the UHL: | 8 |
| Seasons in the CHL: | 2 |
| Seasons in the ECHL: | <u>2</u> |
| Total: | 62 |

| | |
|---------------------------|----------|
| Seasons in IHL playoffs: | 43 |
| Seasons in UHL playoffs: | 7 |
| Seasons in CHL playoffs: | 2 |
| Seasons in ECHL playoffs: | <u>1</u> |
| Total: | 53 |

| | | |
|----------------------|----------|--|
| IHL Turner Cups: | 7 | ('63, '65, '73, '93, 2008, 2009, 2010) |
| UHL Colonial Cups: | 1 | (2003) |
| CHL Presidents' Cup | <u>1</u> | (2012) |
| Total Championships: | 9 | |

| | | |
|---------------------------|----------|--|
| IHL Finals appearances: | 15 | ('59, '60, '63, '64, '65, '67, '73, '80, '86, '91, '93, '94, 2008, 2009, 2010) |
| UHL Finals appearances: | 2 | (2003, 2005) |
| CHL Finals appearances: | <u>1</u> | (2012) |
| Total Finals appearances: | 18 | |

| | | | |
|----------------------|-----------|----------------|---|
| | | W - L - OTL | (T) |
| IHL playoff games: | 393 | 203-161-29 | (2) Note: Of the 29 listed under OTL, 2 were ties |
| UHL playoff games: | 74 | 39- 29- 6 | |
| CHL playoff games: | 26 | 15- 10- 1 | |
| ECHL playoff games: | <u>11</u> | <u>6- 3- 2</u> | |
| Total games/records: | 504 | 263-203-38 | |

| | | | |
|-------------------|----------|----------------|---|
| | | W - L - OTL | (T) |
| IHL Home games: | 200 | 137-50-13 | (1) Note: Of the 13 listed under OTL, 1 was a tie |
| UHL Home games: | 37 | 22-11- 4 | |
| CHL Home games: | 13 | 9- 4- 0 | |
| ECHL Home games: | <u>6</u> | <u>4- 0- 2</u> | |
| Total Home games: | 256 | 172-65-19 | |

| | | | |
|-------------------|----------|----------------|---|
| | | W - L - OTL | (T) |
| IHL Road games: | 193 | 66-112-15 | (1) Note: Of the 15 listed under OTL, 1 was a tie |
| UHL Road games: | 37 | 17- 18- 2 | |
| CHL Road games: | 13 | 8- 5- 0 | |
| ECHL Road games: | <u>5</u> | <u>2- 3- 0</u> | |
| Total Road games: | 248 | 93-138-17 | |

| | | | |
|-----------------------|----------|--------------|--|
| | | W- L | |
| IHL Overtime games: | 47 | 18-27-2 ties | |
| UHL Overtime games: | 12 | 6- 6 | |
| CHL Overtime games: | 4 | 3- 1 | |
| ECHL Overtime games: | <u>4</u> | <u>2- 2</u> | |
| Total Overtime games: | 67 | 29-36-2 ties | |

| | | | |
|---------------|----------|-------------|--|
| | | W- L | |
| IHL series: | 75 | 39-36 | |
| UHL series: | 16 | 10- 6 | |
| CHL series: | 5 | 4- 1 | |
| ECHL series: | <u>2</u> | <u>1- 1</u> | |
| Total series: | 98 | 54-44 | |

HONORS

TEAM HONORS

League Championships

| <u>Year</u> | <u>League</u> |
|-------------|----------------------------------|
| 1962-63 | IHL Turner Cup Championship |
| 1964-65 | IHL Turner Cup Championship |
| 1972-73 | IHL Turner Cup Championship |
| 1992-93 | IHL Turner Cup Championship |
| 2002-03 | UHL Colonial Cup Championship |
| 2007-08 | IHL Turner Cup Championship |
| 2008-09 | IHL Turner Cup Championship |
| 2009-10 | IHL Turner Cup Championship |
| 2011-12 | CHL Presidents' Cup Championship |

Regular Season Champions

| <u>Year</u> | <u>League</u> |
|-------------|----------------------------|
| 1959-60 | IHL Huber Trophy Champions |
| 1962-63 | IHL Huber Trophy Champions |
| 1972-73 | IHL Huber Trophy Champions |
| 1977-78 | IHL Huber Trophy Champions |
| 1983-84 | IHL Huber Trophy Champions |
| 1985-86 | IHL Huber Trophy Champions |
| 1986-87 | IHL Huber Trophy Champions |
| 2002-03 | UHL Tarry Cup Champions |
| 2003-04 | UHL Tarry Cup Champions |
| 2006-07 | UHL Tarry Cup Champions |
| 2007-08 | IHL Huber Trophy Champions |
| 2008-09 | IHL Huber Trophy Champions |

Member Club of the Year

| <u>Year</u> | <u>League</u> |
|-------------|---------------|
| 1999-00 | UHL |
| 2001-02 | UHL |
| 2002-03 | UHL |
| 2006-07 | UHL |
| 2007-08 | IHL |

HONORS

INDIVIDUAL HONORS

Regular Season Most Valuable Player

| <u>Season</u> | <u>League</u> | <u>Trophy</u> | <u>Player</u> |
|---------------|---------------|---------------------------------|------------------|
| 1958-59 | IHL | James Gatschene Memorial Trophy | Len Thornson |
| 1960-61 | IHL | James Gatschene Memorial Trophy | Len Thornson |
| 1961-62 | IHL | James Gatschene Memorial Trophy | Len Thornson |
| 1962-63 | IHL | James Gatschene Memorial Trophy | Len Thornson |
| 1962-63 | IHL | James Gatschene Memorial Trophy | Eddie Long |
| 1963-64 | IHL | James Gatschene Memorial Trophy | Len Thornson |
| 1966-67 | IHL | James Gatschene Memorial Trophy | Len Thornson |
| 1967-68 | IHL | James Gatschene Memorial Trophy | Len Thornson |
| 1977-78 | IHL | James Gatschene Memorial Trophy | Dan Bonar |
| 1978-79 | IHL | James Gatschene Memorial Trophy | Terry McDougall |
| 1979-80 | IHL | James Gatschene Memorial Trophy | Al Dumba |
| 1983-84 | IHL | James Gatschene Memorial Trophy | Darren Jensen |
| 2003-04 | UHL | Sher-Wood Most Valuable Player | Kevin St. Pierre |

Playoffs Most Valuable Player

| <u>Season</u> | <u>League</u> | <u>Trophy</u> | <u>Player</u> |
|---------------|---------------|-------------------------|------------------|
| 1993 | IHL | N.R. "Bud" Poile Trophy | Pokey Reddick |
| 2003 | UHL | UHL Playoff MVP | Tommy Lawson |
| 2008 | IHL | IHL Playoff MVP | Justin Hodgman |
| 2009 | IHL | IHL Playoff MVP | David Hukalo |
| 2010 | IHL | IHL Playoff MVP | Matt Syroczynski |
| 2012 | CHL | CHL Playoff MVP | Mike Vaskivuo |

Regular Season Scoring Champion

| <u>Season</u> | <u>League</u> | <u>Trophy</u> | <u>Player</u> |
|---------------|---------------|----------------------------------|-----------------|
| 1961-62 | IHL | Leo P. Lamoureux Memorial Trophy | Len Thornson |
| 1963-64 | IHL | Leo P. Lamoureux Memorial Trophy | Len Thornson |
| 1965-66 | IHL | Leo P. Lamoureux Memorial Trophy | Bobby Rivard |
| 1966-67 | IHL | Leo P. Lamoureux Memorial Trophy | Len Thornson |
| 1978-79 | IHL | Leo P. Lamoureux Memorial Trophy | Terry McDougall |
| 1979-80 | IHL | Leo P. Lamoureux Memorial Trophy | Al Dumba |
| 1983-84 | IHL | Leo P. Lamoureux Memorial Trophy | Wally Schreiber |
| 1990-91 | IHL | Leo P. Lamoureux Memorial Trophy | Lonnie Loach |

Outstanding Defenseman

| <u>Season</u> | <u>League</u> | <u>Trophy</u> | <u>Player</u> |
|---------------|---------------|------------------------------------|-------------------|
| 1964-65 | IHL | Governors' Trophy | Lionel Repka |
| 1971-72 | IHL | Governors' Trophy | Rick Pagnutti |
| 1982-83 | IHL | Governors' Trophy | Jim Burton |
| 1985-86 | IHL | Governors' Trophy | Jim Burton |
| 1986-87 | IHL | Governors' Trophy | Jim Burton |
| 1990-91 | IHL | Governors' Trophy | Brian McKee |
| 1991-92 | IHL | Governors' Trophy | Jean-Marc Richard |
| 2002-03 | UHL | Best Defenseman of the Year Award | Kelly Perrault |
| 2003-04 | UHL | Best Defenseman of the Year Award | Kelly Perrault |
| 2004-05 | UHL | Best Defenseman of the Year Award | Troy Neumeier |
| 2006-07 | UHL | Best Defenseman of the Year Award | Guy Dupuis |
| 2007-08 | IHL | Pepsi Defenseman of the Year Award | Guy Dupuis |
| 2008-09 | IHL | Pepsi Defenseman of the Year Award | Guy Dupuis |

HONORS

INDIVIDUAL HONORS (continued)

Best Defensive Forward

| <u>Season</u> | <u>League</u> | <u>Trophy</u> | <u>Player</u> |
|---------------|---------------|-------------------------------|---------------|
| 2002-03 | UHL | Best Defensive Forward Award | Colin Chaulk |
| 2003-04 | UHL | Best Defensive Forward Award | Colin Chaulk |
| 2004-05 | UHL | Best Defensive Forward Award | Sean Venedam |
| 2005-06 | UHL | Best Defensive Forward Award | Colin Chaulk |
| 2006-07 | UHL | Best Defensive Forward Award | David Hukalo |
| 2007-08 | IHL | Outstanding Defensive Forward | David Hukalo |
| 2009-10 | IHL | Outstanding Defensive Forward | Colin Chaulk |

Outstanding Goaltender(s)

| <u>Season</u> | <u>League</u> | <u>Trophy</u> | <u>Player</u> |
|---------------|---------------|--|-------------------------------|
| 1959-60 | IHL | James Norris Memorial Trophy | Reno Zanier |
| 1964-65 | IHL | James Norris Memorial Trophy | Chuck Adamson |
| 1972-73 | IHL | James Norris Memorial Trophy | Robbie Irons, Don Atchison |
| 1985-86 | IHL | James Norris Memorial Trophy | Rick St. Croix, Pokey Reddick |
| 1986-87 | IHL | James Norris Memorial Trophy | Alain Raymond, Michel Dufour |
| 1988-89 | IHL | James Norris Memorial Trophy | Rick Knickle |
| 2002-03 | UHL | Southern Sports Supply Best Goaltender | Tom Lawson |
| 2003-04 | UHL | Southern Sports Supply Best Goaltender | Kevin St. Pierre |
| 2006-07 | UHL | Southern Sports Supply Best Goaltender | Kevin St. Pierre |
| 2007-08 | IHL | Southern Sports Supply Best Goaltender | Kevin Reiter |
| 2008-09 | IHL | Southern Sports Supply Best Goaltender | Nick Boucher |
| 2009-10 | IHL | Southern Sports Supply Best Goaltender | Tim Haun |

Rookie of the Year

| <u>Season</u> | <u>League</u> | <u>Trophy</u> | <u>Player</u> |
|---------------|---------------|----------------------------------|----------------------|
| 1961-62 | IHL | Leading Rookie Award | Dave Richardson |
| 1975-76 | IHL | Garry F. Longman Memorial Trophy | Sid Veysey |
| 1976-77 | IHL | Garry F. Longman Memorial Trophy | Ron Zanusso |
| 1977-78 | IHL | Garry F. Longman Memorial Trophy | Dan Bonar |
| 1983-84 | IHL | Garry F. Longman Memorial Trophy | Darren Jensen |
| 1995-96 | IHL | Garry F. Longman Memorial Trophy | Konstantin Shafranov |
| 1999-00 | UHL | Easton Rookie of the Year | Jason Goulet |
| 2007-08 | UHL | Aquafina Rookie of the Year | Luciano Aquino |

Most Sportsmanlike Player

| <u>Season</u> | <u>League</u> | <u>Trophy</u> | <u>Player</u> |
|---------------|---------------|---------------------------------|---------------|
| 1999-00 | UHL | Most Sportsmanlike Player Award | Keli Corpse |
| 2000-01 | UHL | Most Sportsmanlike Player Award | Brent Gretzky |
| 2007-08 | IHL | Most Sportsmanlike Player Award | Guy Dupuis |

Coach of the Year

| <u>Season</u> | <u>League</u> | <u>Trophy</u> | <u>Coach</u> |
|---------------|---------------|-------------------------|----------------|
| 1985-86 | IHL | Commissioner's Trophy | Robbie Laird |
| 1992-93 | IHL | Commissioner's Trophy | Al Sims |
| 1993-94 | IHL | Commissioner's Trophy | Bruce Boudreau |
| 1997-98 | IHL | Commissioner's Trophy | John Torchetti |
| 2002-03 | UHL | Coach of the Year Award | Greg Puhalski |
| 2007-08 | IHL | Coach of the Year Award | Al Sims |

HONORS

INDIVIDUAL HONORS (continued)

General Manager of the Year

| <u>Season</u> | <u>League</u> | <u>Trophy</u> | <u>General Manager</u> |
|---------------|---------------|-----------------------------------|------------------------|
| 1997-98 | IHL | GM of the Year Award | David Franke |
| 2002-03 | UHL | General Manager of the Year Award | David Franke |
| 2009-10 | IHL | General Manager of the Year Award | David Franke |

Executive of the Year

| <u>Season</u> | <u>League</u> | <u>Trophy</u> | <u>Executive</u> |
|---------------|---------------|-----------------------------|------------------|
| 1978-79 | IHL | Andy Mulligan Trophy | Ken Ullyot |
| 1982-83 | IHL | Andy Mulligan Trophy | Colin Lister |
| 1985-86 | IHL | Andy Mulligan Trophy | Bob Britt |
| 1990-91 | IHL | Andy Mulligan Trophy | David Franke |
| 2007-08 | IHL | Executive of the Year Award | Michael Franke |
| 2008-09 | IHL | Executive of the Year Award | Michael Franke |

Governor of the Year

| <u>Season</u> | <u>League</u> | <u>Trophy</u> | <u>Governor</u> |
|---------------|---------------|----------------------------|-----------------|
| 2001-02 | UHL | Governor of the Year Award | Michael Franke |
| 2002-03 | UHL | Governor of the Year Award | Michael Franke |

Public Relations Director of the Year

| <u>Season</u> | <u>League</u> | <u>Trophy</u> | <u>PR Director</u> |
|---------------|---------------|-------------------------------|--------------------|
| 1999-00 | UHL | PR Director of the Year Award | Chuck Bailey |
| 2003-04 | UHL | PR Director of the Year Award | Chuck Bailey |

Marketing Director of the Year

| <u>Season</u> | <u>League</u> | <u>Trophy</u> | <u>Marketing Director</u> |
|---------------|---------------|--------------------------------------|---------------------------|
| 2001-02 | UHL | Marketing Director of the Year Award | Scott Sproat |
| 2004-05 | UHL | Marketing Director of the Year Award | Scott Sproat |
| 2006-07 | UHL | Marketing Director of the Year Award | Scott Sproat |

PLAYERS NAMES ON THE CUPS

FORT WAYNE KOMETS CHAMPIONSHIP WINNERS

1962-63 Turner Cup Champion Komets: Chuck Adamson, Nelson Bullock, John Goodwin, Edie Long, Roger Maisonneuve, Ivan Prediger, Reg Primeau, Lionel Repka, Bobby Rivard, Gary Sharp, Len Thornson, Norm Waslawski, Gary Young, Ken Ullyot (GM and Coach).

1964-65 IHL Turner Cup Champion Komets: Chuck Adamson, Chick Balon, Merv Dubchak, Johnny Goodwin, Eddie Long, Bill Orban, Terry Pembroke, Reg Primeau, Cal Purinton, Lionel Repka, Bobby Rivard, Len Thornson, Norm Waslawski, Cy Whiteside, Teddy Wright, Ken Ullyot (GM and Coach).

1972-73 IHL Turner Cup Champion Komets: Jeff Ablett, Don Atchison, Chick Balon, Ray Brownlee, Wayne Ego, Bob Fitchner, Jim Hryciuk, Robbie Irons, D'Arcy Keating, Bob Kirk, Bob Miller, Jim Pearson, Terry Pembroke, Cal Purinton, Dean Sherematta, Terry Thomso, Ron Ullyot, Brian Walker, Ken Ullyot (GM), Marc Boileau (Coach).

1992-93 IHL Turner Cup Champion Komets: Ian Boyce, Igor Chiberev, Colin Chin, Sylvain Couturier, Lee Davidson, Guy Dupuis, Steve Fletcher, Dave Gagnon, Scott Gruhl, Peter Hankinson, Kelly Hurd, Bobby Jay, Kory Kocur, Bob Lakso, Carey Lucyk, Kevin MacDonald, Pokey Reddick, Jean-Marc Richard, Grant Richison, Joel Savage, Dave Smith, Bob Wilkie, Paul Willett, Steve Wilson, Al Sims (Coach), David Franke (GM).

2002-03 UHL Colonial Cup Champion Komets: Colin Chaulk, Kevin Kotyluk, Kevin Schmidt, Ron Baker, Tom Lawson, Ryan Severson, Marc Barlow, Adam Lewis, Bart Stevens, David Beauregard, Michel Massie, Bobby Stewart, Kevin Bertram, Troy Neumeir (Asst. Coach), Josh Tataryn, Chad Cabana, Jake Ortmeyer, Sean Venedam, Cory Campbell, Kelly Perrault, Dustin Virag, Chris Eade, Greg Puhalski (Coach), David Franke (GM).

2007-08 IHL Turner Cup Champion Komets: Matt Reynolds, Mitch Woods, David Hukalo, Konstantin Shafranov, Terry Marchant, Luciano Aquino, P.C. Drouin, Evgeny Saidachev, Colin Chaulk (Asst. Player Coach), Mathieu Curadeau, Guy Dupuis, Sergei Durdin, Brandon Warner, Jake Pence, Kevin Hansen, Kevin Bertram, Brent Henley, Nick Boucher, Kevin Reiter, Ken Dufresne, Justin Hodgman, Olivier Legault, Al Sims (Coach), David Franke (GM).

2008-09 IHL Turner Cup Champion Komets: Sebastien Laplante, Kevin Bertram, P.C. Drouin, Guy Dupuis, Colin Chaulk, David Hukalo, Konstantin Shafranov, Nick Boucher, Mark Versteeg-Lytwyn, Jake Pence, Mathieu Curadau, Oliver Legault, Danko Mironovic, Justin Hodgman, Rick Varone, Leo Thomas, Keith Rodger, Brad MacMillan, Rod Aldoff, Brandon Warner, Sean O'Connor, Al Sims (Coach), David Franke (GM).

2009-10 IHL Turner Cup Champion Komets: Colin Chaulk, P.C. Drouin, Leo Thomas, Konstantin Shafranov, Matt Syroczynski, Sean O'Connor, Guy Dupuis, Frankie DeAngelis, Justin Chwedoruk, Kaleigh Schrock, David Hukalo, Brandon Warner, Bobby Phillips, Kevin Bertram, Keith Rodger, Brad MacMillan, Danko Mironovic, Mitch Woods, Justin Hodgman, Tim Haun, Nick Boucher, Al Sims (Coach), David Franke (GM).

2011-12 CHL Presidents' Cup Champion Komets: Colin Chaulk, Bobby Chaumont, Brett Smith, Chris Auger, Frankie DeAngelis, Mike Vaskivuo, Jamie Milam, Kaleigh Schrock, Stephon Thorne, J.M. Rizk, Leo Thomas, Jamie Lovell, Tom Mele, Brent Henley, David Starenky, Tyler Miller, Bryant Molle, Dustin Molle, Nick Boucher, Gerry Festa, Derek Roehl, Daniel Maggio, Al Sims (Coach), David Franke (GM).

KOMET HALL OF FAME



The Komet Hall of Fame was first introduced in 1988. Komet general manager Bob Chase decided it was time to get a Hall of Fame established for the all-time Fort Wayne Komet hockey greats in honor of their dedication and contributions to Komet hockey in Fort Wayne.

The Hall of Fame is divided into three sections. The Executive Builders section (10), the Team Personnel section (22) and the Media section (6) combine for a total of 38 members.

The most recent inductees are Colin Chin, Steve Fletcher, Terry McDougall and Win Rood, inducted into the Class of 2007 in a ceremony at the Komets' home game Nov. 17, 2007. The most recent number retirements are Chuck Adamson (1) and Nick Boucher (33) whose numbers were retired in a ceremony Oct. 26, 2013. Boucher automatically entered the Komet Hall of Fame with his number retirement.

Komet Hockey Hall of Fame members are:

Executive Builders

Ken Ullyot, GM/Coach, Owner 1958-1982
 Colin Lister, Business Manager, Owner 1959-1985
 Don Myers, General Manager Memorial Coliseum
 Ramon Perry, Owner 1952
 Ernie Berg, Owner 1952
 Harold Van Orman, Owner 1952
 Earl Stritmatter, Off-Ice Official 1952-2003
 Dick Zimmerman, Off-Ice Official/Statistician 1958-1990
 Flossie Zimmerman, Komet office assistant 1966-1990
 Win Rood, Supervisor of Minor Officials 1969-present

Retired numbers

58
 59

Team Personnel

Eddie Long, 1952-1966
 Len Thornson, 1957-1970
 Terry Pembroke, 1964-1978
 Robbie Irons, 1967-1981
 Chuck Adamson, 1962-1967
 Merv Dubchak, 1963-1970
 Reggie Primeau, 1960-1969
 Lionel Repka, 1958-1969
 George Drysdale, 1952-1955 • inducted March 6, 2002
 Roger Maisonneuve, 1957-1966 • inducted March 6, 2002
 George Polinuk, 1955-1961 • inducted March 6, 2002
 Cal Purinton, 1963-1973 • inducted March 6, 2002
 Norm Waslawski, 1958-1969 • inducted March 6, 2002
 John Goodwin, 1961-1969 • inducted March 6, 2002
 Ted Wright, 1962-1970 • inducted March 6, 2002
 Rob Laird, 1974-1989 • inducted March 6, 2002
 Marc Boileau, Player/Coach, 1970-1974 • inducted March 28, 2004
 Bobby Rivard, 1962-1966, 1974-75 • inducted March 28, 2004
 Colin Chin, 1986-1996 • inducted November 17, 2007
 Steve Fletcher, 1982-83, 1990-2002 • inducted November 17, 2007
 Terry McDougall, 1975-1982 • inducted November 17, 2007
 Guy Dupuis, 1991-2011 • inducted October 29, 2011
 Nick Boucher, 2007-2012 • inducted/number retirement Oct. 26, 2013

Retired numbers

16
 11
 5
 30
 1
 12
 6
 18
 26
 77
 2
 33


MEDIA

Bob Reed, Journal Gazette
 Carl Wiegman, Journal Gazette
 Bud Gallmeier, News Sentinel
 Hilliard Gates, WKJG TV 33 • inducted March 6, 2002
 Bob Chase, WOWO Radio 1190 • inducted March 8, 2003
 Dick DeFay, WKJG TV 33/Radio • inducted March 28, 2004

Retired numbers

40

RETIRED NUMBERS

1 CHUCK ADAMSON

Chuck Adamson, already a member of the Komet Hall of Fame, had his famous Komet number 1 retired to the rafters of the Memorial Coliseum Oct. 26, 2013, along with goaltender Nick Boucher's number 33 in a ceremony prior to the Komets' second home game of the 2013-14 season.

Chuck was celebrated for his many achievements as Komet goaltender including Fort Wayne's first two IHL Turner Cup Championships in 1963 and 1965.

The Sudbury, Ontario native was awarded the 1964-65 IHL James Norris Memorial Trophy as Outstanding Goaltender of the Year. Chuck also holds the Komet record of 176 consecutive games played as a goaltender when he didn't miss a game over a stretch of three seasons from 1962 to 1965, a record surely never to be broken.

2 GUY DUPUIS

In a memorable ceremony Saturday, Oct. 29, 2011, the Komets' second home game of the new 2011-12 season, the Komets retired Guy Dupuis' number 2 to the rafters of the Memorial Coliseum and placed Guy into the Komet Hall of Fame. Guy completed his pro hockey career at the conclusion of 2010-11 with a record that may never be broken by another Komet. Guy retired as the player with the most games played, ever, in a Komet uniform. Most regular season games played as a Komet with 945, and most overall including playoffs with 1,040.

Guy also holds the distinction of owner of almost every Komet defenseman record. During his time with the Komets Guy netted 126 goals, 417 assists for 543 points (regular season). When you add his playoff totals, Guy holds the Komets defenseman records for most overall goals (140), most overall assists (454) and most overall points by a defenseman at 594.

Guy takes with him four league championships as a Komet, he is an eight-time recipient of the Komets' Defenseman of the Year Award and three-time league Defenseman of the Year. He earned the plus-minus Komet Award on seven occasions and was two-time winner of the Komets' yearly Community Service Award. Many times an All-Star, Guy will always be a bright star in the history of the Fort Wayne Komets.

5 TERRY PEMBROKE

Terry Pembroke scored one of the most memorable goals in Komet history and ranks third in most Komet career games with 784 after skating 12 years in a Komet uniform.

Terry accumulated 273 assists and 339 points during his career as a Komet. The defenseman also ranks sixth all-time with 1,143 penalty minutes. Terry holds the club record with eight IHL All-Star Game appearances. He was a member of the 1965 and 1973 Turner Cup Champion Komet teams.

On February 20, 1965, with about 25 seconds remaining in the first period, Terry took the puck off the face-off deep in the Komet end and quickly turned and fired a wrist shot from the bottom of the face off circle. The puck traveled approximately 176 feet through the air and beside the Memorial Coliseum scoreboard before it hit Toledo goaltender Glenn Ramsay in the leg and glanced into the goal. Terry Pembroke was inducted into the Komet Hall of Fame in 1987.

RETIRED NUMBERS

6 LIONEL REPKA

Lionel Repka played 11 seasons as a Fort Wayne Komets. Lionel ranks 10th on the Komets' all-time top 10 point leaders list with 492 points in 666 games.

"Choo Choo", as he was nicknamed, was an IHL Turner Cup Champion with the Komets twice, in 1963 and again in 1965. He was named best defenseman in the league during the 1964-65 season. During the 65-66 campaign, Lionel tallied a total of 80 points while playing defense.

Lionel still resides in Fort Wayne and is a frequent visitor to Komets home games, Legend ceremonies and other various off-ice events.

Lionel Repka was inducted into the Komets Hall of Fame in 1987.

11 LEN THORNSON

Len Thomson was one of the greatest puckhandlers and scorers ever in the International Hockey League. Lenny played 12 seasons from 1957-58 to 1968-69 with the Komets and appeared in 763 regular season games. The center holds the Komets' all-time point record with 1,219 career points and the Komets record for assists with 807. He also shares the record of most points in a season of 139 with Terry McDougall. During the 1960-61 season, Lenny set the Komets record of the longest 2-point scoring streak of 14 games.

Thomson won seven IHL MVP awards, three IHL scoring titles and was selected to the All-IHL Team eight times. Lenny is regarded in many circles as one of the greatest all-around minor league hockey players of all time. In 1997, The Hockey News named Len Thomson the IHL's Greatest Player of All Time. Len Thomson was inducted into the Komets Hall of Fame in 1987.

12 REGGIE PRIMEAU

Reggie Primeau played eight seasons with the Komets. The center's numbers include 342 assists in 452 regular season games and he ranks seventh on the Komets' all-time top 10 point leaders list with 542. During the 1961-62 season Reggie eclipsed the 100-point mark for the year with 105 points.

Reggie was an IHL Turner Cup champion with the Komets twice in his career in 1963 and 1965.

Reggie became a permanent resident of Fort Wayne after his retirement from hockey. He was a frequent visitor to Komets home games, Legend ceremonies and various off-ice events until he passed away May 28, 2014.

Reggie Primeau was inducted into the Komets Hall of Fame in 1987.

RETIRED NUMBERS

16 EDDIE LONG

Eddie Long was nicknamed Mr. Komet and appropriately so. The rugged right winger spent 14 years playing in a Komet's uniform and was an original member of the Komets' 1952 team.

Eddie skated the most games all-time of any Komet, prior to 2008-09, appearing in 866 from 1952-53 thru 1965-66 including playoffs. Eddie's record of most games as a Komets was eclipsed April 8, 2009, when Guy Dupuis appeared in his 867th game for a new Komet all-time most games record. Eddie continues to hold the record of most career goals scored in a Fort Wayne uniform with 425. Eddie, along with three other players, holds the Komet record for most goals in a game with five. He also scored a record four hat tricks during the 1956-57 season, also a record shared with three other players.

Eddie won the IHL Turner Cup Championship as a player in 1963 and as the Komet's head coach in 1965. He was the first Komet to have his jersey number (16) retired in 1965-66. Eddie was inducted into the Komet Hall of Fame in 1987.

18 ROBBIE LAIRD

Robbie Laird hustled on the ice for the Komets nine seasons and coached the Fort Wayne club another four seasons. It was Laird's hard-nosed style of play that earned him his fame.

No one could ever accuse Rob Laird of taking a shift off. It was his blue collar work ethic on the ice that made him a Komet legend and earned him a spot in the hall of fame.

Robbie broke the 100-point plateau during the 1978-79 season tallying 107. Robo, as he was nicknamed, ranks fourth on the Komet's all-time penalty minute list with 1,298 minutes in the sin bin and ranks ninth on the Komet's all-time top 10 point leaders list with a career total of 499 points in 520 games played.

Robbie's on-ice work ethic carried over to his coaching style and he ranks fourth on the Komet's career coaching wins list with 194. Robbie Laird was inducted into the Komet Hall of fame in 2002.


26 COLIN CHIN

Colin Chin was born in Fort Wayne, Indiana and raised on Komet Hockey. After completing three seasons of play in the NCAA at the University of Illinois-Chicago, the center skated with Baltimore of the American Hockey League in 1985-86 before returning to his roots in Fort Wayne.

Colin appeared in 10 consecutive seasons with the Komets from 1986-87 to 1995-96 and grabbed the IHL Turner Cup Championship in 1993. In 1993-94 "Chinner" became a member of the Komets' elite 100-point Club posting exactly 100 points scoring 36 goals and adding 64 assists in 81 games. He ranks fifth on the Komet's all-time top 10 point leaders list with 636 points during his 660-game career with the Komets. Colin remains known as one of the most popular and prominent captains in the history of the Komet hockey club.

Colin resides in Fort Wayne and is employed by Lincoln Financial. Colin was inducted into the Komet Hall of Fame in 2007.

RETIRED NUMBERS

30 **ROBBIE IRONS**

Robbie Irons played between the Komet pipes for 12 seasons encompassing parts of three decades. Robbie collected an IHL Turner Cup Championship with the Komets in 1973.

He was originally the property of the New York Rangers. In the 1968-69 season Robbie was an emergency back-up on the bench for the St. Louis Blues when he replaced Glenn Hall for three minutes without allowing a goal. His three-minute appearance set an NHL record for the fewest career minutes played by an NHL goalie.

Robbie continues to reside in Fort Wayne after retiring in 1981 and works alongside Komet announcer Bob Chase offering color commentary on Komet home radio broadcasts.

Robbie Irons was inducted into the Komet Hall of Fame in 1987.

33 **NICK BOUCHER**

Nick Boucher guarded the Komet net for five consecutive seasons from 2007 to 2012 and in that span of five years the goaltender collected four Komet league championships (2008, 2009, 2010, 2012).

Nick led IHL goaltenders in goals-against average for three straight seasons and was awarded IHL Goaltender of the Year for 2008-09. En route to the 2012 CHL Presidents' Cup the Leduc, Alberta native tied Pokey Reddick's Komet record of 12 playoff wins by a goaltender.

Nick's number 33 was retired to the rafters of the Memorial Coliseum along with Komet Legend Chuck Adamson's number 1 Oct. 26, 2013 prior to the Komets' secone home game of the 2013-14 season.

His number retirement automatically places Nick into the Komet Hall of Fame.

40 **BOB CHASE**

Bob Chase hails from Negaunee, Michigan, where he was born January 22, 1926. He grew up in Marquette, Michigan and after high school joined the U.S. Navy where he served from 1943-1947. Upon his discharge from the Navy, Bob entered Northern Michigan University at Marquette and graduated in 1952. While in college, Bob started his radio career in Marquette in 1949.

Bob moved to Fort Wayne to begin his radio career with WOWO AM 1190 in 1953 which included broadcasting Komet hockey games starting with the 1953-54 season. Bob never looked back and is enjoying his 61st consecutive season calling Komet hockey radio-rinkside. In 1988, as general manager of the Komets, Bob introduced the Komet Hall of Fame. He was inducted into the Hall himself as the only member of the Class of 2003.

Bob was honored for his 40th season in 1993 as part of a ceremony retiring the number 40 in his honor. Bob and Muriel have four children; Michael, Kurt, Karin and David.

RETIRED NUMBERS

58 KEN ULLYOT

Ken Ulliyot came to Fort Wayne to coach the Komets in 1958. He also served the team as general manager and owner at different times until he retired in 1986. Ken led the Komets to the 1963 Turner Cup as a coach, the 1965 championship as general manager and the 1973 title as an owner.

From 1958 to 1973 the Komets won three Turner Cups and made seven trips to the finals under his direction. In 1997 The Hockey News named Ken Ulliyot the IHL's All-Time Greatest General Manager and the IHL honored it's Western Conference champion by presenting them with the Ken Ulliyot trophy.

During his tenure as an IHL governor, Ulliyot and Komet business manager Colin Lister were credited with keeping the league alive through some very lean years. The Komets retired jersey number 58 in honor of the year of Ken's first season with the Komets. Ken remained a resident of Fort Wayne after retirement. He passed away Dec. 12, 2013.

Ken Ulliyot was inducted into the Komet Hall of Fame in 1987.

59 COLIN LISTER

Colin Lister arrived in Fort Wayne prior to the 1958-59 season after accepting the position of Secretary-Treasurer and Business Manager of the Komets. Newly hired general manager Ken Ulliyot decided Colin was the perfect man for the job after Colin had previously served as Ken's business manager in Prince Albert, Saskatchewan.

Colin mastered the art of managing the Komets' business affairs and became a very familiar face to Komet fans in the Coliseum ticket office where he was also the box office manager. Colin later became a stockholder in the Komet hockey club and in the early 80's, after capturing three IHL Turner Cup Championships, Colin became majority owner. Colin sold the team in the summer of 1985.

Through his 26-year Komet career, Colin was directly involved in every aspect of Komet hockey management and it's representation in the community. The Komets retired the jersey number 59 in honor of Colin's inaugural season in Fort Wayne. Colin Lister was inducted into the Komet Hall of Fame in 1987. The Fort Wayne hockey community mourned the loss of Mr. Lister when he passed Dec. 31, 2010.

77 STEVE FLETCHER

Steve Fletcher started his career with the Komets in 1982 after completing three years of juniors at Hull. Selected by Calgary in the 1980 NHL Entry Draft, Steve skated nine seasons in the American Hockey League after his initial start with the Komets during 1982-83. His career in the NHL included stints with Montreal and Winnipeg before returning to Fort Wayne in 1990 for six additional seasons. Steve officially ended his playing career appearing in one game with the Komets during the 2002-03 season.

Steve is a recipient of the Komet's Most Popular Player Award and is the Komets' all-time king enforcer with a total 1,752 penalty minutes. Steve continues to reside in Fort Wayne and is employed by Aunt Millie's Bakery. Steve Fletcher was inducted into the Komet Hall of Fame in 2007.

KOMETES JERSEY AUCTIONS

The Komets have held End-of-Season Jersey Auctions each year since the beginning of the Franke Family ownership in 1990. Here are the grand totals of previous Komet End-Of-Season jersey auctions with a portion of the proceeds going to various charities.

*Specialty jerseys:


The Komets wore Y2K jerseys in two home games Dec. 31, 1999 and Jan. 2, 2000, sold in silent auction for the Make-A-Wish Foundation of Indiana.

The Komets wore patriotic jerseys for Indiana National Guard Night, Feb. 26, 2011, sold in silent auction.

The Komets have donned special pink jerseys each of the past three seasons (Jan. 20 & 21, 2012; Feb. 1 & 2, 2013; Feb. 26 & 28, 2014) for special "Pink the Rink" nights. The jerseys were sold in silent auctions during the games with proceeds donated to the Vera Bradley Foundation in support of breast cancer awareness.

| <u>Season</u> | <u>Total</u> | <u>High Bid</u> | <u>No.</u> | <u>Player</u> |
|---------------|------------------|-----------------|------------|---|
| 1990-91 | \$ 10,335 | \$1,200 | 44 | Kevin Kaminski |
| 1991-92 | \$ 12,905 | \$3,200 | 17 | Jean-Marc Richard |
| 1992-93 | \$ 33,010 | \$3,450 | 4 | Grant Richison |
| 1993-94 | \$ 12,330 | \$ 900 | 15 | Dan Lambert |
| 1994-95 | \$ 16,200 | NA | NA | NA |
| 1995-96 | \$ 10,675 | \$1,000 | 44 | Shawn Cronin |
| 1996-97 | \$ 11,225 | \$ 825 | 2 | Guy Dupuis |
| 1997-98 | \$ 10,550 | \$ 950 | 33 | Steffon Walby |
| 1998-99 | \$ 12,225 | \$ 950 | 20 | Pokey Reddick |
| 1999-00 | \$ 10,000 | \$1,200 | 35 | Doug Teskey |
| 1999-00* | \$ 11,012 | \$1,050 | 27 | Kelly Hurd (Y2K jersey, worn two games 12/31/99 and 1/2/00) |
| 2000-01 | \$ 13,435 | \$3,150 | 35 | Doug Teskey |
| 2001-02 | \$ 12,215 | \$1,005 | 49 | Brent Gretzky |
| 2002-03 | \$ 26,700 | \$2,000 | 13 | Sean Venedam |
| 2003-04 | \$ 15,265 | \$1,400 | 31 | Kevin St. Pierre |
| 2004-05 | \$ 24,825 | \$2,600 | 82 | Tom Nemeth |
| 2005-06 | \$ 15,425 | \$2,700 | 25 | Andrew Luciuk |
| 2006-07 | \$ 21,800 | \$2,650 | 55 | Pascal Morency |
| 2007-08 | \$ 32,250 | \$5,500 | 88 | Justin Hodgman |
| 2008-09 | \$ 32,200 | \$2,100 | 71 | P.C. Drouin |
| 2009-10 | \$ 25,675 | \$1,500 | 2 | Guy Dupuis |
| 2010-11* | \$ 12,149 | \$ 850 | 94 | Mathieu Curadeau (patriotic jersey, Indiana National Guard Night 2/26/11) |
| 2010-11 | \$ 18,325 | \$2,750 | 2 | Guy Dupuis |
| 2011-12* | \$ 16,123 | \$1,800 | 79 | Kaleigh Schrock |
| 2011-12 | \$ 24,100 | \$2,300 | 22 | Mike Vaskivuo |
| 2012-13 | \$ 15,582 | \$1,200 | 79 | Kaleigh Schrock |
| 2012-13 | \$ 16,125 | \$1,500 | 13 and 64 | Brandon Marino and J.M. Rizk |
| 2013-14 | \$ 17,925 | \$2,500 | 79 | Kaleigh Schrock |
| | <u>\$490,586</u> | | | |

- Most money raised at a Komet jersey auction: \$33,010, 1992-93
- Highest bid on a Komet jersey: \$5,500, #88, Justin Hodgman, 2007-08



Justin Hodgman

FORT WAYNE KOMETS 2014-15 SCHEDULE

HOME

OCTOBER

| | | | |
|----|----------|----------------------------|-----------|
| 10 | FRIDAY | VS EVANSVILLE (Exhibition) | 8:00PM ET |
| 11 | SATURDAY | VS EVANSVILLE (Exhibition) | 7:30PM ET |
| 13 | MONDAY | VS KALAMAZOO (Exhibition) | 7:30PM ET |
| 18 | SATURDAY | VS INDIANAPOLIS | 7:30PM ET |
| 25 | SATURDAY | VS MISSOURI | 7:30PM ET |
| 31 | FRIDAY | VS KALAMAZOO | 8:00PM ET |

NOVEMBER

| | | | |
|----|----------|-----------------|-----------|
| 1 | SATURDAY | VS KALAMAZOO | 7:30PM ET |
| 21 | FRIDAY | VS KALAMAZOO | 8:00PM ET |
| 22 | SATURDAY | VS GREENVILLE | 7:30PM ET |
| 27 | THURSDAY | VS INDIANAPOLIS | 7:30PM ET |
| 29 | SATURDAY | VS ORLANDO | 7:30PM ET |

DECEMBER

| | | | |
|----|-----------|-----------------|-----------|
| 14 | SUNDAY | VS TOLEDO | 5:00PM ET |
| 20 | SATURDAY | VS INDIANAPOLIS | 7:30PM ET |
| 21 | SUNDAY | VS EVANSVILLE | 5:00PM ET |
| 27 | SATURDAY | VS EVANSVILLE | 7:30PM ET |
| 29 | MONDAY | VS QUAD CITY | 7:30PM ET |
| 31 | WEDNESDAY | VS INDIANAPOLIS | 7:30PM ET |

JANUARY

| | | | |
|----|----------|---------------|-----------|
| 2 | FRIDAY | VS WHEELING | 8:00PM ET |
| 16 | FRIDAY | VS EVANSVILLE | 8:00PM ET |
| 18 | SUNDAY | VS KALAMAZOO | 5:00PM ET |
| 30 | FRIDAY | VS ELMIRA | 8:00PM ET |
| 31 | SATURDAY | VS TOLEDO | 7:30PM ET |

FEBRUARY

| | | | |
|----|-----------|-----------------|-----------|
| 7 | SATURDAY | VS KALAMAZOO | 7:30PM ET |
| 8 | SUNDAY | VS EVANSVILLE | 5:00PM ET |
| 18 | WEDNESDAY | VS TOLEDO | 7:30PM ET |
| 20 | FRIDAY | VS GWINNETT | 8:00PM ET |
| 21 | SATURDAY | VS GWINNETT | 7:30PM ET |
| 25 | WEDNESDAY | VS EVANSVILLE | 7:30PM ET |
| 27 | FRIDAY | VS INDIANAPOLIS | 8:00PM ET |
| 28 | SATURDAY | VS INDIANAPOLIS | 7:30PM ET |

MARCH

| | | | |
|----|----------|---------------|-----------|
| 6 | FRIDAY | VS KALAMAZOO | 8:00PM ET |
| 13 | FRIDAY | VS TOLEDO | 8:00PM ET |
| 15 | SUNDAY | VS CINCINNATI | 5:00PM ET |
| 21 | SATURDAY | VS MISSOURI | 7:30PM ET |
| 22 | SUNDAY | VS MISSOURI | 5:00PM ET |

APRIL

| | | | |
|----|-----------|---------------|-----------|
| 1 | WEDNESDAY | VS EVANSVILLE | 7:30PM ET |
| 3 | FRIDAY | VS ELMIRA | 8:00PM ET |
| 8 | WEDNESDAY | VS CINCINNATI | 7:30PM ET |
| 11 | SATURDAY | VS CINCINNATI | 7:30PM ET |

Away

October

| | | | |
|----|--------|----------------|-----------|
| 17 | Friday | @ Indianapolis | 7:35pm ET |
| 24 | Friday | @ Kalamazoo | 7:30pm ET |
| 26 | Sunday | @ Indianapolis | 3:05pm ET |

November

| | | | |
|----|-----------|--------------|------------|
| 7 | Friday | @ Reading | 7:30pm ET |
| 8 | Saturday | @ Reading | 7:00pm ET |
| 12 | Wednesday | @ Kalamazoo | 10:30am ET |
| 14 | Friday | @ Toledo | 7:15pm ET |
| 15 | Saturday | @ Cincinnati | 7:35pm ET |
| 19 | Wednesday | @ Toledo | 10:30am ET |
| 28 | Friday | @ Kalamazoo | 5:00pm ET |

December

| | | | |
|----|----------|----------------|-----------------------|
| 5 | Friday | @ Cincinnati | 7:35pm ET |
| 6 | Saturday | @ Indianapolis | 7:35pm ET |
| 12 | Friday | @ Evansville | 7:15pm CT (8:15pm FW) |
| 13 | Saturday | @ Evansville | 7:15pm CT (8:15pm FW) |
| 19 | Friday | @ Kalamazoo | 7:30pm ET |
| 26 | Friday | @ Evansville | 7:15pm CT (8:15pm FW) |

January

| | | | |
|----|---|--------------|-----------|
| 3 | Saturday | @ Toledo | 6:30pm ET |
| 9 | Friday | @ Greenville | 7:00pm ET |
| 10 | Saturday | @ Greenville | 7:00pm ET |
| 11 | Sunday | @ Gwinnett | 2:05pm ET |
| 17 | Saturday | @ Kalamazoo | 7:30pm ET |
| 21 | Wed ECHL ALL-STAR GAME AT ORLANDO 7:00PM ET | | |
| 23 | Friday | @ Wheeling | 7:35pm ET |
| 24 | Saturday | @ Wheeling | 7:35pm ET |

February

| | | | |
|----|-----------|-------------|-----------|
| 6 | Friday | @ Kalamazoo | 7:30pm ET |
| 11 | Wednesday | @ Florida | 7:30PM ET |
| 13 | Friday | @ Orlando | 7:30pm ET |
| 14 | Saturday | @ Orlando | 7:00pm ET |

March

| | | | |
|----|-----------|----------------|-----------|
| 7 | Saturday | @ Kalamazoo | 7:30pm ET |
| 14 | Saturday | @ Cincinnati | 7:35pm ET |
| 18 | Wednesday | @ Indianapolis | 7:05pm ET |
| 20 | Friday | @ Kalamazoo | 7:30pm ET |
| 25 | Wednesday | @ Elmira | 7:05pm ET |
| 27 | Friday | @ Wheeling | 7:35pm ET |
| 28 | Saturday | @ Cincinnati | 7:35pm ET |

April

| | | | |
|----|----------|----------------|-----------|
| 4 | Saturday | @ Indianapolis | 7:35pm ET |
| 10 | Friday | @ Kalamazoo | 7:30pm ET |

2014-15 FORT WAYNE KOMETS vs ECHL

WESTERN CONFERENCE

| Central Division | @ Ft Wayne | Away | Total |
|--------------------|------------|------|-------|
| Allen Americans | 0 | 0 | 0 |
| Brampton Beast | 0 | 0 | 0 |
| Missouri Mavericks | 3 | 0 | 3 |
| Quad City Mallards | 1 | 0 | 1 |
| Rapid City Rush | 0 | 0 | 0 |
| Tulsa Oilers | 0 | 0 | 0 |
| Wichita Thunder | 0 | 0 | 0 |

Pacific Division

| | | | |
|---------------------|----------|----------|----------|
| Alaska Aces | 0 | 0 | 0 |
| Bakersfield Condors | 0 | 0 | 0 |
| Colorado Eagles | 0 | 0 | 0 |
| Idaho Steelheads | 0 | 0 | 0 |
| Ontario Reign | 0 | 0 | 0 |
| Stockton Thunder | 0 | 0 | 0 |
| Utah Grizzlies | 0 | 0 | 0 |
| Totals | 4 | 0 | 4 |

EASTERN CONFERENCE

| North Division | @ Ft Wayne | Away | Total |
|---------------------|------------|------|-------|
| Cincinnati Cyclones | 3 | 4 | 7 |
| Evansville IceMen | 6 | 3 | 9 |
| Indianapolis Fuel | 6 | 5 | 11 |
| Kalamazoo Wings | 6 | 9 | 15 |
| Toledo Walleye | 4 | 3 | 7 |
| Wheeling Nailers | 1 | 3 | 4 |

East Division

| | | | |
|--------------------------|-----------|-----------|-----------|
| Elmira Jackals | 2 | 1 | 3 |
| Florida Everblades | 0 | 1 | 1 |
| Greenville Road Warriors | 1 | 2 | 3 |
| Gwinnett Gladiators | 2 | 1 | 3 |
| Orlando Solar Bears | 1 | 2 | 3 |
| Reading Royals | 0 | 2 | 2 |
| South Carolina Stingrays | 0 | 0 | 0 |
| Totals | 32 | 36 | 68 |



| | Home | Away | T |
|------------------|-----------|-----------|---|
| Fri 10 | 16 | 26 | |
| Sat 13 | 13 | 26 | |
| Sun 6 | 2 | 8 | |
| Mon 1 | 0 | 1 | |
| Tues 0 | 0 | 0 | |
| Wed 5 | 5 | 10 | |
| Thu 1 | 0 | 1 | |
| Totals 36 | 36 | 72 | |

| | | | |
|------------------|-----------|-----------|--|
| Oct 3 | 3 | 6 | |
| Nov 5 | 7 | 12 | |
| Dec 6 | 6 | 12 | |
| Jan 5 | 7 | 12 | |
| Feb 8 | 4 | 12 | |
| Mar 5 | 7 | 12 | |
| Apr 4 | 2 | 6 | |
| Totals 36 | 36 | 72 | |