



2019-20 SEASON MEDIA GUIDE





GRAND RAPIDS GRIFFINS 2019-20 MEDIA GUIDE

The Grand Rapids Griffins

2019-20 Schedule	2
Ticket Information	2
Team Directory	3
Owners	7
Executives	8
Hockey Staff	11
Front Office Staff	24
Player Biographies	27
Detroit Red Wings	99
Toledo Walleye	101
Lord Stanley and the Griffins	102
Griffins in the Olympics	103

Seasons in Review

2018-19 Season	105
2017-18 Season	108
2016-17 Season	111
2015-16 Season	115
2014-15 Season	118
2013-14 Season	121
2012-13 Season	124
2011-12 Season	128
2010-11 Season	130
2009-10 Season	132
2008-09 Season	134
2007-08 Season	137
2006-07 Season	139
2005-06 Season	142
2004-05 Season	145
2003-04 Season	147
2002-03 Season	150
2001-02 Season	153
2000-01 Season	156
1999-00 Season	159
1998-99 Season	162
1997-98 Season	164
1996-97 Season	167

Record Book

All-Time Roster	170
All-Time Goaltender Roster	178
Coaching & GM History and Records	179
All-Time Jersey Numbers	180
Team Records – Regular Season	182
All-Time Penalty Shots	186
Individual Records – Regular Season	188
All-Time Overtime Goals	190
Goaltending Records – Regular Season	192
All-Time Hat Tricks	194
All-Time Shutouts	195

All-Time Leaders – Regular Season	197
Team Records – Playoffs	206
Individual Records – Playoffs	209
Playoff History	211
All-Time Leaders – Playoffs	214
All-Time Award Winners	222
Griffins in the NHL	225

American Hockey League

AHL Staff Directory	229
2019-20 Alignment	229
2019-20 Playoff Format	229
Bakersfield Condors	230
Belleville Senators	230
Binghamton Devils	231
Bridgeport Sound Tigers	231
Charlotte Checkers	232
Chicago Wolves	233
Cleveland Monsters	234
Colorado Eagles	234
Hartford Wolf Pack	235
Hershey Bears	235
Iowa Wild	236
Laval Rocket	236
Lehigh Valley Phantoms	237
Manitoba Moose	238
Milwaukee Admirals	239
Ontario Reign	240
Providence Bruins	240
Rochester Americans	241
Rockford IceHogs	242
San Antonio Rampage	243
San Diego Gulls	244
San Jose Barracuda	244
Springfield Thunderbirds	245
Stockton Heat	245
Syracuse Crunch	246
Texas Stars	247
Toronto Marlies	248
Tucson Roadrunners	249
Utica Comets	249
Wilkes-Barre/Scranton Penguins	250
Griffins All-Time Versus Opponents	251

Media Information

Media Information	253
Griffins Media Directory	254
Griffins On the Air	254
Griffins Community Programs	255
Griffins Youth Foundation	258
Van Andel Arena	261
Home Attendance	261

Editor:
Assistant Editor:
Graphic Design:
Photography:
Other Images Courtesy of:

Randy Cleves
Jason Pearson
Jessica Albert-Huynh
Mark Newman and Sam Iannamico
Detroit Red Wings, DP Fox, Getty Images,
Griffins Youth Foundation, Toledo Walleye,
Warner Norcross & Judd LLP and WOOD TV-8
Grand Rapids Griffins
130 W. Fulton, Suite 111
Grand Rapids, MI 49503

Copyright 2019 by:

griffinshockey.com

(616) 774-4585
Fax: (616) 336-5464



2019-20 GRAND RAPIDS GRIFFINS SCHEDULE

OCTOBER

Sat.	5	@ Chicago	8 p.m.
Fri.	11	MILWAUKEE	7 p.m.
Sat.	12	@ Rockford	7 p.m.
Fri.	18	@ Texas	8 p.m.
Sat.	19	@ Texas	8 p.m.
Wed.	23	MILWAUKEE	7 p.m.
Fri.	25	MANITOBA	7 p.m.
Sat.	26	TEXAS	7 p.m.
Wed.	30	IOWA	7 p.m.

NOVEMBER

Sat.	2	@ Manitoba	3 p.m.
Sun.	3	@ Manitoba	3 p.m.
Wed.	6	CLEVELAND	11 a.m.
Fri.	8	TORONTO	7 p.m.
Sat.	9	TORONTO	7 p.m.
Tue.	12	@ Cleveland	7 p.m.
Fri.	15	ROCKFORD	7 p.m.
Sat.	16	@ Rockford	7 p.m.
Wed.	20	SAN ANTONIO	7 p.m.
Fri.	22	MILWAUKEE	7 p.m.
Sat.	23	@ Milwaukee	7 p.m.
Wed.	27	@ Chicago	8 p.m.
Fri.	29	MANITOBA	7 p.m.
Sat.	30	@ Rockford	6 p.m.

DECEMBER

Wed.	4	CHICAGO	7 p.m.
Fri.	6	ROCKFORD	7 p.m.
Wed.	11	@ San Diego	10 p.m.
Fri.	13	@ Bakersfield	10 p.m.
Sat.	14	@ Bakersfield	10 p.m.
Tue.	17	@ San Diego	10 p.m.
Fri.	20	@ Iowa	8 p.m.
Sat.	21	@ Iowa	8 p.m.
Fri.	27	MILWAUKEE	7 p.m.
Sat.	28	@ Milwaukee	7 p.m.
Tue.	31	CHICAGO	6 p.m.

JANUARY

Fri.	3	@ San Antonio	8 p.m.
Sat.	4	@ Texas	8 p.m.
Sun.	5	@ San Antonio	4 p.m.
Wed.	8	@ Milwaukee	8 p.m.
Fri.	10	MANITOBA	7 p.m.
Sat.	11	MANITOBA	7 p.m.

Wed.	15	ROCKFORD	7 p.m.
Fri.	17	ROCKFORD	7 p.m.
Sat.	18	BELLEVILLE	7 p.m.
Wed.	22	IOWA	7 p.m.
Fri.	24	SAN DIEGO	7 p.m.
Sat.	25	SAN DIEGO	7 p.m.
Fri.	31	@ Iowa	8 p.m.

FEBRUARY

Wed.	5	@ Milwaukee	8 p.m.
Sat.	8	TEXAS	7 p.m.
Sun.	9	TEXAS	4 p.m.
Tue.	11	@ Cleveland	7 p.m.
Fri.	14	CLEVELAND	7 p.m.
Sat.	15	@ Chicago	8 p.m.
Tue.	18	@ Rockford	8 p.m.
Thu.	20	@ Chicago	Noon
Sat.	22	SAN ANTONIO	7 p.m.
Sun.	23	SAN ANTONIO	4 p.m.
Fri.	28	@ San Antonio	8 p.m.
Sat.	29	@ Texas	8 p.m.

MARCH

Tue.	3	@ San Antonio	8 p.m.
Fri.	6	@ Rockford	8 p.m.
Sat.	7	ROCKFORD	7 p.m.
Wed.	11	IOWA	7 p.m.
Fri.	13	BAKERSFIELD	7 p.m.
Sat.	14	BAKERSFIELD	7 p.m.
Thu.	19	@ Toronto	1:30 p.m.
Fri.	20	@ Belleville	7 p.m.
Sun.	22	@ Toronto	4 p.m.
Wed.	25	SAN ANTONIO	7 p.m.
Fri.	27	CHICAGO	7 p.m.
Sat.	28	MILWAUKEE	7 p.m.

APRIL

Wed.	1	TEXAS	7 p.m.
Sat.	4	@ Manitoba	7 p.m.
Sun.	5	@ Manitoba	3 p.m.
Fri.	10	CHICAGO	7 p.m.
Sat.	11	@ Milwaukee	7 p.m.

All Times Eastern

Dates, Opponents and Times Subject to Change
Games Broadcast on WOOD 106.9 FM/1300 AM,
ESPN 96.1 FM (including all playoff games),
AHLTV and iHeartRadio

GRIFFINS TICKET INFORMATION

Tickets for all 2019-20 Grand Rapids Griffins home games may be purchased through the following methods:

- In person at Star Tickets outlets and The Zone on the west side of Van Andel Arena (advance sales), or at the Van Andel Arena box office (game night only);
- Through the Griffins App for iPhone and Android;
- Online at griffins hockey.com/buytickets or startickets.com;
- By phone through Star Tickets at (616) 222-4000 or (800) 585-3737.

Advance single-game ticket prices are \$16, \$19, \$20, \$21 and \$23 in the arena's upper level, and \$22, \$26, \$31 and \$37 in the lower level. (Additional \$3 per ticket on day of game.) Full-season, select-season and group tickets may be purchased by calling the Griffins at (616) 774-4585 or (800) 2-HOCKEY.



GRAND RAPIDS GRIFFINS

130 West Fulton, Suite 111

Grand Rapids, MI 49503

griffinshockey.com

facebook.com/grgriffins

twitter.com/griffinshockey



Phone: (616) 774-4585 or (800) 2-HOCKEY

Fax: (616) 336-5464

Tickets: (616) 222-4000 or (800) 585-3737

Press Box: (616) 742-6410

Executive

Co-Owner/CEO/Governor

Co-Owner & Chairman

President & COO – DP Fox

Alternate Governor – Griffins/Senior Vice President – DP Fox
President

Vice President of Community Relations and Broadcasting

Vice President of Corporate Sales

Vice President of Ticket Sales

Dan DeVos

David Van Andel

Diane Maher

Scott Gorsline

Tim Gortsema

Bob Kaser

Sean Wright

Matt Batchelder

Hockey Operations

General Manager – Griffins/Asst. GM – Detroit Red Wings

Head Coach

Assistant Coaches

Goaltending Development Coach

Video Coach

Athletic Trainer

Assistant Athletic Trainer

Equipment Manager

Assistant Equipment Manager

Strength and Conditioning Coordinator

Executive Assistant

Ryan Martin

Ben Simon

Matt Macdonald, Todd Krygier,

Mike Knuble

Brian Mahoney-Wilson

Bill LeRoy

Josh Chapman

Anthony Polazzo

Brad Thompson

Charlie Kaser

Marcus Kinney

Kelly Pawlak

Public & Community Relations

Senior Director of Public Relations

Public Relations Manager

Graphic Designer

Executive Director – Griffins Youth Foundation

Public Relations Interns

Randy Cleves

Jason Pearson

Jessica Albert-Huynh

Kirk Morgan

Kara Keating, Andrew Streitell,

Seth Walters

Sales & Marketing

Corporate Sales Account Managers

Corporate Partnerships Fulfillment Coordinator

Director of Game Presentation

Director of Group Sales

Group Sales Account Executives

Season Ticket Business Development Manager

Season Ticket Sales Development Manager

Adam Grumbir, Steve Ritsema,

Travis Roper

Mitchell Hoffman

Brandon Nelson

John Hoffa

Brendan Cotter, Bre'onna Raymo,

Andrea Steenwyk

Peter Van Dame

Jessica Bishop



Season Ticket Services Coordinator
Director of Digital Marketing
Digital Marketing Assistant
Graphic Designer/Photographer
Digital Media Production Manager
Digital Media Production Coordinator
Corporate Sales Interns

Game Presentation Intern
Inside Sales and Service Interns
Social Media Interns
Photography Intern
Digital Media Production Intern

Finance & Administration/Ticket Operations

Director of Accounting and Tax
Accounting Assistant
Director of Ticket Operations
Ticket Operations Manager
Accounting Intern
Game Night Interns

Griff's IceHouse at Belknap Park

Facility Manager
Assistant Facilities Managers

Griff's IceHouse West

General Manager
Operations Manager
Program Director

Griff's Georgetown

General Manager
Operations Manager
Program Director

DP Fox Management Group

Chairman/CEO
President/COO
Senior VP & General Counsel
Associate General Counsel & Risk Management Director
Senior Vice President
VP of Finance, DP Fox
VP of Finance, Fox Motors
Director of Project Development
VP of Human Resources
VP of Information Technology
Director of Accounting and Tax
Accounting Assistant
Talent Development Manager

Jordyn Moore
Ashley Oostindie
Allie Benner
Sam Iannamico
Paige Sliney
Brittney Whitefield
Peri Kiefer, Tristan LaPrise,
Camden Whitney
Tyler Stob
Hailey Gandy, Rylee Weatherby
Anna Galdys, Emma Potter
Dominic Stankiewicz
Nicolas Carrillo

Lisa Vedder
Beth Decker
Chad Erwin
Zach Buck
Jordan DeVries
Isabell Binkley, Kenleigh Cargill,
Jacob Garland, McKaya Groenwald,
Ryane Heater, Abby Merice,
Brett Nearing, Jason Service,
Will Silvey

Terry Marshall
Matt Martinelli, Peter Piatek

Jared Brown
Kyle Guppy
Scott Redman

Mike Hatkowski
Jeff Schmidt
Kyle Musante

Dan DeVos
Diane Maher
Monica Sekulich
Mark Tomasik
Scott Gorsline
Jana Bulthuis
Susan Howe
Colin Schiefler
Sherri Menard
Grant Zondervan
Sue Palmitier
Amy Draft
Michelle Hagley



Benefits Administrator
Director of Information Technology
Systems Analyst
IT Help Desk Associate
Director of Marketing & Communications
Director of Facilities Management
Paralegal/Executive Assistant
Executive Assistant
Receptionist/Administrative Assistant

Medical Staff

Orthopaedic Associates of Michigan

Physical Therapist (OAM)
Metro Health

Team Dentist
Family and Pediatric Eye Care

Game Night Staff

Supervisor of Off-Ice Officials
Off-Ice Officials – Regulars

Off-Ice Officials – Alternates

Radio Color Commentators
Photographer
Video Director
Coaches Videographer
Public Address Announcer
Arena Emcee
Locker Room Attendants

Katie Gulliver
Jestin Simon
Pat Bumbalough
Josh Vanderstow
Sarah Raymond
Jim Vendeville
Jane Frey
Jill Parker
Mary Ann Stuck

Dr. Erik C. Hedlund, D.O.
Dr. Michael R.F. Jabara, M.D.
Dr. Thomas M. Matelic, M.D.
Dr. Peter C. Theut, M.D.
Jeffery D. Regan, L.P.T., R.T.R.
Dr. Caroline Beall, D.O., ATC
Dr. Kenneth Dood, D.O.
Dr. Aryn Johnson, D.O.
Dr. Kristi Kern, D.O.
Dr. Ed Kornoelje, D.O.
Dr. John R. Ludwig, D.D.S.
Dr. Kiersten Coon, O.D.
Dr. Gene Fonger, O.D.

Walter Clarke
Jason Blik, Chris Bond,
Bill Brengle, John Fitzgerald,
Clare Harrington, Doug MacNeil,
Ian MacNeil, Jaime Pilbeam,
Jim Spars, Skip Spencer,
Mark Steenbergen,
Dan Sundberg,
Josie Sundberg, Bob Thompson
Jan Clarke, Joshua Corgan,
Evan Davis, Jared DePouw,
Norm Kolenda, Sam Konetzka,
Chris LaSorsa, Dan Smith,
Cameron Southwood,
Dave Sowerby, Tom Van Tol
Larry Figurski, Lou Rabaut
Mark Newman
Eric Nacke
Sam Reatini
Eric Zane
Josh Pettenger
Tim Glasscock, Kyle Hornkohl,
Casey Kolehouse

Detroit Red Wings Hockey Operations

Senior Vice President & Alternate Governor
 Executive Vice President & General Manager
 Assistant General Managers
 Advisor to the General Manager
 Director of Statistical Analysis & Hockey Administration
 Associate Director of Player Personnel
 Dir. of Player Development/Asst. Dir. of Player Personnel
 Assistant Director of Player Development
 Player Development Consultant
 Head Coach
 Assistant Coaches

Goaltending Coach
 Video Coach
 Assistant Video Coach

Team Information

Began Play/Entered AHL
 Home Arena (Capacity)
 Calder Cups
 NHL Affiliate
 ECHL Affiliate
 AHL Division/Conference
 Time Zone
 Team Colors

Practice Rink
 Radio Flagship

Jim Devellano
 Steve Yzerman
 Ryan Martin, Pat Verbeek
 Niklas Kronwall
 Bryan Campbell
 Jiri Fischer
 Shawn Horcoff
 Dan Cleary
 Brandon Naurato
 Jeff Blashill
 Dan Bylsma, Doug Houda,
 Adam Nightingale
 Jeff Salajko
 LJ Scarpace
 Jeff Weintraub

1996-97/2001-02
 Van Andel Arena (10,834)
 Two (2013, 2017)
 Detroit Red Wings
 Toledo Walleye
 Central/Western
 Eastern
 Red, Black, Metallic Silver,
 Metallic Gold
 Griff's IceHouse at Belknap Park
 WOOD 106.9 FM/1300 AM



GRIFFINS OWNERS

DAN DEVOS

CO-OWNER/CEO/GOVERNOR

A Grand Rapids native, **Dan DeVos** has guided the Griffins franchise from its West Michigan debut in 1996, through the capture of its Calder Cup championships in 2013 and 2017, and into its 24th season in 2019-20.

With a commitment to providing a fan experience focused on family fun and entertainment, the Griffins have long carried that excellence over to the ice, winning seven division titles in the American Hockey League and International Hockey League over the last 20 seasons.

DeVos is chairman/CEO of DP Fox Ventures, LLC, a Grand Rapids-based business development and management firm that employs nearly 1,700 professionals through companies including Fox Powersports and Fox Motor Group, a retail automotive group representing 48 brands at 50 locations.

A member of the board of directors of Altacor Inc., the parent company of Amway Corporation, DeVos also serves as president/CEO of Powell Pointe Resort, the developer of Cape Eleuthera. Additionally, he is chairman of Georgian International, based in Barrie, Ontario.

DeVos, a member of the West Michigan Sports Commission's board of directors from 2007-2019, is chairman and part owner of RDV Sports, which is the parent company of the Orlando Magic (NBA), Lakeland Magic (NBA G-League) and Orlando Solar Bears (ECHL). The MVP Sports Clubs in Michigan and Florida also fall under this company. A member of both the AHL's executive committee and the NBA's Board of Governors, he was named the IHL's Executive of Year in 1997 and served as the league's chairman of the board during its final two seasons (1999-2001).

In honor of the impact that he, his brothers and sister and their late father, Rich, have made on the sports landscape both locally and nationally, the DeVos family was inducted into the Grand Rapids Sports Hall of Fame in the team category in 2011. Dan entered the Hall a second time in October 2014 with the induction of the 2001 ArenaBowl champion Grand Rapids Rampage.

DeVos is involved in a variety of local business and civic organizations, including Hope Network and the Grand Valley State University Foundation. He also serves as a trustee for Northwood University, his alma mater.

His wife, Pamella, is president and designer of pamella roland. They have two daughters and one son.



DAVID VAN ANDEL

CO-OWNER/CHAIRMAN

David Van Andel played a prominent role in bringing professional hockey back to Grand Rapids in 1996. He is co-owner and chairman of the two-time Calder Cup champion Griffins.

Van Andel is chairman and CEO of Van Andel Institute in Grand Rapids. He is also an entrepreneur involved in several other business interests in the natural and life science products industries. He currently serves as a member of Amway's Board of Directors on its Executive, Governance and Audit committees. He is also active in numerous business, cultural and community organizations including The Right Place Program and The Economic Club of Grand Rapids.

Van Andel was born and raised in Grand Rapids and he graduated from Hope College in Holland, Mich. He and his wife, Carol, have four children and one grandchild.



GRIFFINS EXECUTIVES

DIANE MAHER PRESIDENT & COO – DP FOX

Diane Maher is the president and chief operating officer of DP Fox Ventures, LLC, a diversified management


company with interests in real estate, transportation, fashion, sports and entertainment. She is also the president & COO for Fox Motors, a retail automotive and powersports group representing 48 brands in 50 locations stretching from Chicago to Grand Rapids to Marquette in the Upper Peninsula of Michigan.

Maher started at DP Fox Ventures in 1993 as the firm's vice president of finance. She was promoted to chief financial officer a few years later and to chief operating officer of Fox Motors in 2009, and she has handled acquisitions of all Fox Motors dealerships in her role as CFO and COO, starting with the first one in 2000. Maher previously worked at Deloitte & Touche, LLP, from 1987-93 as an audit manager and as a financial consultant to DP Fox.

A graduate of Ferris State University where she earned her bachelor's degree in accountancy, Maher received her designation as a CPA in 1987. She is currently a member of the Michigan Association of Certified Public Accountants.

Maher serves on the ODB Ministries board of directors and is the past chairman of their Personnel, Finance and Audit Committee. She also serves on the West Michigan Policy Forum board of directors and is a member of their Executive Committee. Maher was recently appointed to the Mercantile Bank of Michigan board of directors and its Audit Committee and Information Systems Steering Committee.

She lives in East Grand Rapids, Mich., and has three children.



SCOTT GORSLINE ALTERNATE GOVERNOR SENIOR VICE PRESIDENT – DP FOX

Scott Gorsline is responsible for overseeing the operational aspects of the Griffins and DP Fox Sports & Entertainment on behalf of their parent company, DP Fox Ventures, LLC.

As senior vice president of DP Fox, Gorsline most notably helped negotiate the Griffins' original affiliation agreement with the Detroit Red Wings in 2002 along with its three extensions in 2007, 2012 and 2017. He has also helped negotiate the Griffins' leases at Van Andel Arena, dating back to the original lease in 1996. Gorsline serves as the team's alternate governor to the AHL Board of Governors and also oversees three community rinks on behalf of DP Fox: Griff's IceHouse at Belknap Park, the Griffins' practice facility; Griff's IceHouse West in Holland; and Griff's Georgetown in Georgetown Township.

Gorsline has operational oversight of various DP Fox-affiliated companies. He oversees operations at Cape Eleuthera Resort and Marina, a high-end resort development in The Bahamas. Gorsline also serves as COO of pamella roland, a high-end, New York-based design house run by designer/president Pamella DeVos. In addition, Gorsline has operational oversight over Bill & Paul's Sporthaus, the premier retailer for outdoor enthusiasts in West Michigan. He also oversees the information technology function for all of the DP Fox companies.

Gorsline has been with DP Fox since 1995. He graduated from Alma College with a bachelor's degree in business administration and history, and he received his JD and MBA from the University of Detroit, where he was editor of the *Law Review*.

He and his wife, Mary, are the parents of triplet daughters Grace, Elizabeth and Isabel.



GRIFFINS EXECUTIVES

TIM GORTSEMA PRESIDENT

A member of the Griffins' original 1995 staff, **Tim Gortsema** began his career with DP Fox Sports & Entertainment as director of finance and administration before being named vice president in 1997. In February 2007 he was promoted to senior vice president of business operations, becoming just the second person to direct the Griffins' front office, and he was named president of the franchise in June 2015.

Now in his 24th season with the club, Gortsema oversees all business-related activities for the Griffins, including finance and administration, sales and marketing, public and community relations, arena advertising, the Griff's IceHouse facilities in Grand Rapids, Holland and Georgetown Township, and the team's affiliation agreement with the Detroit Red Wings. Under his watch, the Griffins have surpassed 300,000 in attendance for a franchise-record six consecutive seasons.

Gortsema, who in 2011 received the Griffins' inaugural Founders "Overtime" Award for his career contributions to the organization, was honored as the 2017-18 recipient of the AHL's James C. Hendy Memorial Award, which is given annually to the league's outstanding executive.

He earned his bachelor's degree from Hope College in Holland and his MBA from Western Michigan University. Prior to joining DP Fox Sports, he was a manager in the audit department at Deloitte & Touche, LLP.

A member of the board of directors for both the Economic Club of Grand Rapids and the West Michigan Sports Commission, Gortsema also serves on the executive team at Fellowship Reformed Church in Hudsonville and recently joined the Community Advisory Board for Lake Michigan Credit Union.

Gortsema and his wife, Suzanne, have two daughters, Danielle and Madelyn, and one son, Justin.



BOB KASER VICE PRESIDENT OF COMMUNITY RELATIONS AND BROADCASTING

Named the Griffins' vice president of community relations and broadcasting in March 2007, **Bob Kaser** begins his 20th season with the organization. While calling every game on the team's flagship station, Newsradio WOOD 106.9 FM & 1300 AM, he also supervises the Griffins' extensive community relations efforts and serves as president of the Griffins Youth Foundation, a position to which he was appointed in 2006.

Adding to his numerous accolades from a distinguished 40-year career in hockey, Kaser and his radio partners, Larry Figurski and Lou Rabaut, won their 10th broadcast excellence award from the Michigan Association of Broadcasters in 2019. Kaser, who in 2016 received the Griffins' Founders "Overtime" Award for his career contributions to the organization, made his NHL broadcast debut during the 2016-17 season, doing radio play-by-play for 13 Detroit Red Wings games and calling one telecast on Fox Sports Detroit.

Kaser serves as director for both the Griffins Youth Foundation Golf Classic and the Griffins Youth Hockey Camp, as well as co-chair for the Great Skate Winterfest. The Griffins are proud to have raised \$5.5 million for local charities over the last 17 seasons while also having impacted the lives of so many with countless player and mascot visits in and around West Michigan.



GRIFFINS EXECUTIVES

In his free time, Kaser assists with several other worthy causes in West Michigan, most notably sitting on the board of directors for Kids' Food Basket and serving on its governance and capital campaign committees. He also works with Cornerstone University's Champions of Character program, the Ryan Fischer Legacy Scholarship Fund, and the Advancing Excellence committee for East Grand Rapids Schools.

An avid baseball fan and former amateur player, he coached Diamonds travel baseball teams from 2009-13 and serves as a member of the West Michigan Sports Commission's oversight committee for the Art Van Sports Complex. He is also part-owner of Kilwins stores in East Grand Rapids and downtown Grand Rapids.

Kaser and his wife, Rosalie, have two sons. Charlie is entering his second season as the Griffins' assistant equipment manager, and Sam is a graduate student at the University of Michigan.

SEAN WRIGHT VICE PRESIDENT OF CORPORATE SALES

Sean Wright began his tenure with DP Fox Sports & Entertainment in 2001 as director of arena advertising sales. Following a promotion with the Griffins in 2008, he now serves as vice president of corporate sales.

Wright oversees arena advertising sales along with a Griffins corporate sales department that has achieved revenue increases for 11 consecutive seasons and set franchise records in each of the last five. The Griffins' 2006 Employee of the Year, he has responsibility for maintaining and servicing current clients as well as acquiring new business through team sponsorships.

Prior to his time with DP Fox Sports, the Oakland, Calif., native spent two years with Citadel Broadcasting as a radio sales representative. Wright currently is president for the Georgetown Little League.

He and his wife, Sara, have three daughters, Jessica, Kaitlyn and Allison, and one son, Carson.



MATT BATCHELDER VICE PRESIDENT OF TICKET SALES

A 20-year veteran of the Griffins, **Matt Batchelder** begins his sixth season as vice president of ticket sales. He oversees all of the organization's ticket operations, including group and season ticket sales.

Beginning his tenure with DP Fox Sports & Entertainment in 1999 as a game operations intern, Batchelder has filled many roles while advancing his career with the Griffins, including stints as a ticket sales account executive (2000-03), senior ticket sales account executive (2003-05), group sales manager (2005-08), director of ticket sales (2008-12) and senior director of ticket sales (2012-14).

Batchelder has helped the Griffins attain attendance increases in seven of the last nine seasons and increase ticket sales revenue for nine consecutive seasons.

Batchelder's ticket sales team was named the AHL's Ticket Sales Department of the Year in 2013-14, and he received honors as the Griffins' 2013 Employee of the Year, an award he first won in 2005.

Batchelder resides in Grand Rapids with his wife, Wendy, and their three children, Ana, Sam and Isaac.



GRIFFINS HOCKEY STAFF

RYAN MARTIN GENERAL MANAGER

Ryan Martin enters his 11th season as assistant general manager of the Detroit Red Wings and his 15th as a member of the franchise's front office team. Martin is primarily responsible for Collective Bargaining Agreement administration and compliance, salary cap management, player contract research and analysis, and salary arbitration preparation. He is also involved extensively in all facets of player contract negotiations, strategic planning and player evaluations at both the professional and amateur levels.

In addition, Martin is currently in his seventh full season as general manager of the two-time Calder Cup champion Griffins. He oversees all aspects of hockey operations for the AHL franchise, including player personnel decisions, player development, contract negotiations and player movement.

Prior to joining the Red Wings in 2005, Martin practiced law from 1998-99 in Denver, Colo., with the firm of Messner & Reeves, LLC, specializing in corporate, commercial transactional, and taxation law. From 1999-2003 he worked in Denver as an attorney and NHLPA certified player agent with Kurt Overhardt, PC and KO Sports, Inc., representing professional hockey players in all facets of their careers. From 2003-05, Martin served as the in-house corporate counsel for a group of closely held businesses in Massachusetts and also worked as a part-time scout for the Omaha Lancers (USHL).

A native of Connecticut, Martin graduated from Trinity College in 1992 with a bachelor's degree in economics and legal studies. He went on to earn a law degree from the University of Denver, College of Law in 1997 and an LL.M. in taxation from the University of Denver, College of Law in 1998.

Ryan and his wife, Candace, reside in suburban Detroit with their daughter, Ava and son, Cam.



Photo by Sam Iannamico

GRIFFINS HOCKEY STAFF

BEN SIMON HEAD COACH

Ben Simon, who was named by the Detroit Red Wings as the 11th head coach in Griffins franchise history on June 5, 2018, begins his fifth season with Grand Rapids and his second as head coach. He served the first three seasons as an assistant under Todd Nelson, now an assistant coach with the NHL's Dallas Stars.

The 41-year-old Simon guided the Griffins to their franchise-record seventh consecutive playoff appearance during the 2018-19 season by posting a 38-27-7-4 mark (0.572), and he played an integral role in helping the club win its second Calder Cup in 2017. During Simon's first four seasons as a coach in Grand Rapids, the Griffins compiled cumulative records of 171-105-11-17 (0.609) in the regular season and 24-14 (0.632) in the Calder Cup Playoffs.

Appearing in 21 games and scoring nine points (4-5—9) with the Griffins in 2006-07 as part of an 11-year professional playing career, Simon is the third former Griffins player to serve as Grand Rapids' head coach, joining Nelson (2015-18) and Danton Cole (2002-05).

In six seasons as an AHL assistant coach, Simon showed a 250-168-17-21 (0.590) regular season record between Rockford (2011-13), Toronto (2014-15) and Grand Rapids. He aided in his respective teams qualifying for the Calder Cup Playoffs in four campaigns and tallied a 24-14 (0.632) postseason ledger.

Prior to joining the Griffins, Simon was as an assistant coach and helped the Toronto Marlies reach the postseason in 2014-15 by placing second in the North Division with a 40-27-9-0 (0.586) regular season mark.

In his first stint as a professional head coach in North America in 2013-14, Simon became the second head coach in ECHL history to reach the Kelly Cup Finals in his initial season, as he guided the Cincinnati Cyclones to a 41-23-4-4 (0.625) regular season record – the fifth-best mark in the Eastern Conference – before falling in six games to the Alaska Aces.

Simon spent two seasons (2011-13) as an assistant with the Rockford IceHogs and totaled a 77-63-4-8 (0.532) record, which included a seven-win improvement in the second year.

Simon began his coaching career as a player/head coach of the Elite Ice Hockey League's Sheffield Steelers in 2010-11. Competing in the United Kingdom's top league, he led Sheffield to a 43-10-0-1 record (0.806) and helped the club capture the regular season championship.

A fifth-round draft selection by the Chicago Blackhawks in the 1997 NHL Entry Draft, Simon logged 81 career games in the NHL between Atlanta (2001-04) and Columbus (2005-06) and tallied four points (3-1—4). In total, Simon appeared in 762 regular season pro games from 2000-11 – which included 481 AHL contests – and recorded 297 points (119-178—297) and 771 penalty minutes from his forward position. In 84 postseason appearances, he added 28 points (14-14—28) and 131 PIM. Simon claimed consecutive league championships, as he helped the Orlando Solar Bears win the IHL's Turner Cup in 2001 before hoisting the Calder Cup with the Chicago Wolves in 2002.

Including a second trip to the Calder Cup Finals with Chicago in 2005, Simon has advanced to a professional league championship series a combined five times as a player or coach and won three titles.

Prior to his pro career, Simon played four seasons at Notre Dame (1996-2000), where he posted 130 points (44-86—130) in 144 games. He served as captain his senior season and was later named to Notre Dame's All-Decade First Team for 1990-2000.

A native of Shaker Heights, Ohio, Simon represented Team USA at both the 1997 and 1998 World Junior Championships, earning a silver medal in 1997.

Simon and his wife, Beth, have two daughters, Margaret and Katherine.



Simon's Coaching Record

Season	Team	League	Position	Regular Season						Playoffs			
				GP	W	L	OTL	SOL	PCT	GP	W	L	PCT
2010-11	Sheffield	EIHL	Head Coach	54	43	10	0	1	0.806	3	1	2	0.333
2011-12	Rockford	AHL	Asst. Coach	76	35	32	2	7	0.520	--	--	--	--
2012-13	Rockford	AHL	Asst. Coach	76	42	31	2	1	0.572	--	--	--	--
2013-14	Cincinnati	ECHL	Head Coach	72	41	23	4	4	0.625	24	14	10	0.583
2014-15	Toronto	AHL	Asst. Coach	76	40	27	9	0	0.586	5	2	3	0.400
2015-16	Grand Rapids	AHL	Asst. Coach	76	44	30	1	1	0.592	9	5	4	0.556
2016-17	*Grand Rapids	AHL	Asst. Coach	76	47	23	1	5	0.658	19	15	4	0.789
2017-18	Grand Rapids	AHL	Asst. Coach	76	42	25	2	7	0.612	5	2	3	0.400
2018-19	Grand Rapids	AHL	Head Coach	76	38	27	7	4	0.572	5	2	3	0.400
GRIFFINS/AHL HEAD COACHING TOTALS				76	38	27	7	4	0.572	5	2	3	0.400
HEAD COACHING TOTALS				202	122	60	11	9	0.653	32	17	15	0.531

* Won Calder Cup

Simon's Playing Record

Season	Team	League	Regular Season					Playoffs				
			GP	G	A	PTS	PIM	GP	G	A	PTS	PIM
1995-96	Cleveland	NAHL	45	38	33	71	134	--	--	--	--	--
1996-97	Notre Dame	CCHA	30	4	15	19	79	--	--	--	--	--
1997-98	Notre Dame	CCHA	37	9	28	37	91	--	--	--	--	--
1998-99	Notre Dame	CCHA	37	18	24	42	65	--	--	--	--	--
1999-00	Notre Dame	CCHA	40	13	19	32	53	--	--	--	--	--
2000-01	Orlando	IHL	77	8	12	20	47	16	6	5	11	20
2001-02	*Chicago	AHL	74	11	23	34	56	25	2	3	5	24
	Atlanta	NHL	6	0	0	0	6	--	--	--	--	--
2002-03	Chicago	AHL	69	15	17	32	78	9	0	0	0	6
	Atlanta	NHL	10	0	1	1	9	--	--	--	--	--
2003-04	Atlanta	NHL	52	3	0	3	28	--	--	--	--	--
	Milwaukee	AHL	18	1	3	4	6	--	--	--	--	--
2004-05	Chicago	AHL	53	11	10	21	58	18	1	5	6	44
2005-06	Syracuse	AHL	66	13	24	37	93	3	0	1	1	2
	Columbus	NHL	13	0	0	0	4	--	--	--	--	--
2006-07	Syracuse	AHL	56	9	12	21	77	--	--	--	--	--
	Grand Rapids	AHL	21	4	5	9	28	7	0	0	0	9
2007-08	Springfield	AHL	80	12	10	22	88	--	--	--	--	--
2008-09	Iserlohn	Germany	51	5	10	15	64	--	--	--	--	--
2009-10	Toronto	AHL	44	2	6	8	51	--	--	--	--	--
	Kalamazoo	ECHL	18	4	9	13	16	3	3	0	3	14
2010-11	Sheffield	EIHL	54	21	36	57	62	3	2	0	2	12
NHL TOTALS			81	3	1	4	47	--	--	--	--	--
GRIFFINS TOTALS			21	4	5	9	28	7	0	0	0	9
PRO TOTALS			762	119	178	297	771	84	14	14	28	131

* Won Calder Cup

GRIFFINS HOCKEY STAFF

MATT MACDONALD ASSISTANT COACH

Matt Macdonald begins his second season as an assistant coach for the Griffins. He helped guide Grand Rapids to its franchise-record seventh consecutive playoff appearance during the 2018-19 season behind a 38-27-7-4 record (0.572),

Macdonald, 36, spent the previous six seasons behind the bench for the ECHL's Cincinnati Cyclones, including the last four as head coach and director of hockey operations. He guided the Cyclones to a winning record during each of his four campaigns (2014-18) as the club's head coach, totaling a 142-116-16-14 record (0.545) and two Kelly Cup Playoff appearances.



In 2017-18, Macdonald helped the Cyclones post a 39-30-3-0 regular season mark (0.563) – due in part to a power play that placed second on the circuit at 20.1% – before falling in five games to Fort Wayne in the postseason's opening round. Macdonald mentored three Cyclones – defenseman Eric Knodel and forwards Justin Danforth and Jesse Schultz – to spots on the All-ECHL Second Team, while also seeing Danforth named to the All-Rookie Team.

During Macdonald's two seasons as an assistant with the Cyclones from 2012-14, Cincinnati posted a combined 83-45-9-7 record (0.632) and advanced to the playoffs both years. In 2013-14, he served under current Griffins head coach Ben Simon as the Cyclones advanced to the Kelly Cup Finals.

Prior to his coaching career, Macdonald played seven professional seasons as a defenseman from 2005-12. Appearing in 385 career games between the CHL (2005-06), ECHL (2006-09), AHL (2007-09), Italy (2009-10; 2011-12) and Denmark (2010-11), Macdonald combined for 133 points (30-103—133) and 601 penalty minutes. He won the Kelly Cup with Cincinnati in 2008.

A native of Niagara Falls, Ontario, Macdonald played college hockey at St. Lawrence University, where he tallied 30 points (14-16—30) and 131 PIM in 118 contests from 2001-05.

Macdonald and his wife, Erin, have two children, Hazel and Max.

Macdonald's Coaching Record

Season	Team	League	Position	Regular Season						Playoffs			
				GP	W	L	OTL	SOL	PCT	GP	W	L	PCT
2012-13	Cincinnati	ECHL	Asst. Coach	72	42	22	5	3	0.639	17	9	8	0.529
2013-14	Cincinnati	ECHL	Asst. Coach	72	41	23	4	4	0.625	24	14	10	0.583
2014-15	Cincinnati	ECHL	Head Coach	72	31	30	2	9	0.507	--	--	--	--
2015-16	Cincinnati	ECHL	Head Coach	72	36	27	5	4	0.563	7	3	4	0.429
2016-17	Cincinnati	ECHL	Head Coach	72	36	29	6	1	0.549	--	--	--	--
2017-18	Cincinnati	ECHL	Head Coach	72	39	30	3	0	0.563	5	1	4	0.200
2018-19	Grand Rapids	AHL	Asst. Coach	76	38	27	7	4	0.572	5	2	3	0.400
GRIFFINS/AHL TOTALS				76	38	27	7	4	0.572	5	2	3	0.400

Macdonald's Playing Record

Season	Team	League	Regular Season					Playoffs				
			GP	G	A	PTS	PIM	GP	G	A	PTS	PIM
2000-01	Niagara Falls	GHJHL	48	2	19	21	86	--	--	--	--	--
2001-02	St. Lawrence	ECAC	16	0	0	0	16	--	--	--	--	--
2002-03	St. Lawrence	ECAC	32	5	3	8	34	--	--	--	--	--
2003-04	St. Lawrence	ECAC	32	3	1	4	17	--	--	--	--	--
2004-05	St. Lawrence	ECAC	38	6	12	18	64	--	--	--	--	--
2005-06	Lubbock	CHL	64	6	16	22	103	--	--	--	--	--
2006-07	Cincinnati	ECHL	71	1	22	23	131	10	1	0	1	16
2007-08	Cincinnati	ECHL	34	3	11	14	68	22	2	5	7	49
	Rockford	AHL	22	0	2	2	39	--	--	--	--	--
2008-09	Cincinnati	ECHL	14	1	6	7	43	12	2	4	6	6
	Portland	AHL	55	1	4	5	43	--	--	--	--	--
2009-10	Fassa	Italy	40	9	19	28	66	--	--	--	--	--
2010-11	Sonderjyske	Denmark	39	3	9	12	50	--	--	--	--	--
2011-12	Asiago	Italy	46	6	14	20	58	4	0	0	0	6
AHL TOTALS			77	1	6	7	82	--	--	--	--	--
PRO TOTALS			385	30	103	133	601	48	5	9	14	77

GRIFFINS HOCKEY STAFF

TODD KRYGIER ASSISTANT COACH

Todd Krygier was named an assistant coach for the Griffins on June 17, 2019.

Krygier, 53, spent the last three seasons as an assistant coach for Western Michigan University (NCHC), helping the Broncos total a 58-47-8 record (0.549), finish in the top four of the conference standings twice, and advance to the NCAA Tournament for the sixth time in program history in 2017. During the 2018-19 campaign, WMU posted a 21-15-1 record overall, tied for fourth in the NCAA with a 3.47 goals per game average - which ranked as one of the highest in team history - and boasted its third consecutive year with a power play operating above 18 percent. The Broncos' 129 total goals in 2018-19 were the third most in team history since the 2000-01 season while the 133 tallies in 2016-17 were second most.

Prior to joining the college ranks, Krygier served as head coach of the United States Hockey League's Muskegon Lumberjacks from 2013-16. He amassed a 92-72-8-8 record (0.556), including a winning mark during each of his three seasons, and guided Muskegon to the 2015 Clark Cup Finals before falling in three games to Sioux Falls. Between the 2014, 2015 and 2016 NHL Entry Drafts combined, seven Lumberjacks were selected.

Born in Chicago Heights, Ill., Krygier spent seven seasons (2006-13) as head coach at Novi (Mich.) High School. He tallied a 102-51-15 mark (0.652) and was named MHSCHA Division I Coach of the Year in 2011 after leading Novi to the school's first hockey state championship.

A forward, Krygier was selected in the 1988 NHL Supplemental Draft by the Hartford Whalers and skated 12 years professionally from 1987-2000. He logged 543 NHL contests between Hartford (1989-91), the Washington Capitals (1991-94; 95-98) and Anaheim Mighty Ducks (1994-96), racking up 243 points (100-143—243) and 533 penalty minutes. He showed 17 points (10-7—17) in 48 Stanley Cup Playoff games and was a member of the Capitals' first-ever team to advance to the Stanley Cup Final in 1998 before being swept by the Detroit Red Wings. Krygier accumulated 81 points (30-51—81) in 107 AHL games between the New Haven Nighthawks (1987-88), Binghamton Whalers (1988-90) and Portland Pirates (1997-98), and 79 points (26-53—79) in 93 appearances with the International Hockey League's Orlando Solar Bears from 1998-2000.

Krygier played college hockey at the University of Connecticut from 1984-88 and holds a business administration degree with a focus on finance.

Krygier and his wife, Kim, have three sons, Brock, Cole and Christian, and two daughters, Natalie and Grace.



Krygier's Coaching Record

Season	Team	League	Position	GP	Regular Season						PCT	Playoffs			
					W	L	T	OTL	SOL	GP		W	L	PCT	
2013-14	Muskegon	USHL	Head Coach	60	30	25	--	3	2	0.542	--	--	--	--	
2014-15	Muskegon	USHL	Head Coach	60	35	21	--	2	2	0.617	12	6	60.500		
2015-16	Muskegon	USHL	Head Coach	60	27	26	--	3	4	0.508	--	--	--	--	
2016-17	W. Michigan	NCHC	Asst. Coach	40	22	13	5	--	--	0.613	--	--	--	--	
2017-18	W. Michigan	NCHC	Asst. Coach	36	15	19	2	--	--	0.444	--	--	--	--	
2018-19	W. Michigan	NCHC	Asst. Coach	37	21	15	1	--	--	0.581	--	--	--	--	

Krygier's Playing Record

Season	Team	League	Regular Season						Playoffs					
			GP	G	A	PTS	PIM	GP	G	A	PTS	PIM		
1984-85	Connecticut	ECAC	14	14	11	25	12	--	--	--	--	--		
1985-86	Connecticut	ECAC	--	29	27	56	0	--	--	--	--	--		
1986-87	Connecticut	ECAC	--	24	24	48	0	--	--	--	--	--		
1987-88	Connecticut	ECAC	27	32	39	71	38	--	--	--	--	--		
	New Haven	AHL	13	1	5	6	24	--	--	--	--	--		
1988-89	Binghamton	AHL	76	26	42	68	77	--	--	--	--	--		
1989-90	Hartford	NHL	58	18	12	30	52	7	2	1	3	4		
	Binghamton	AHL	12	1	9	10	16	--	--	--	--	--		
1990-91	Hartford	NHL	72	13	17	30	95	6	0	2	2	0		
1991-92	Washington	NHL	67	13	17	30	107	5	2	1	3	4		
1992-93	Washington	NHL	77	11	12	23	60	6	1	1	2	4		
1993-94	Washington	NHL	66	12	18	30	60	5	2	0	2	10		
1994-95	Anaheim	NHL	35	11	11	22	10	--	--	--	--	--		
1995-96	Anaheim	NHL	60	9	28	37	70	--	--	--	--	--		
	Washington	NHL	16	6	5	11	12	6	2	0	2	12		
1996-97	Washington	NHL	47	5	11	16	37	--	--	--	--	--		
1997-98	Washington	NHL	45	2	12	14	30	13	1	2	3	6		
	Portland	AHL	6	3	4	7	6	--	--	--	--	--		
1998-99	Orlando	IHL	65	19	40	59	82	17	9	10	19	1		
1999-00	Orlando	IHL	28	7	13	20	12	6	2	1	3	2		
NHL TOTALS			543	100	143	243	533	48	10	7	17	40		
AHL TOTALS			107	31	60	91	123	0	0	0	0	0		
PRO TOTALS			743	157	256	413	750	71	21	18	39	43		

GRIFFINS HOCKEY STAFF

MIKE KNUBLE ASSISTANT COACH

A 1997-98 Stanley Cup champion with the Detroit Red Wings and veteran of 1,068 NHL games, **Mike Knuble** earned his first Calder Cup in 2017 as a member of the Griffins' coaching staff. He returns for his seventh season as an assistant coach, having helped guide the team to the playoffs in each of his first six years.



Knuble, a native of Kentwood, Mich., logged 16 NHL seasons after being drafted by Detroit in the fourth round (76th overall) of the 1991 NHL Entry Draft. The 46-year-old made his NHL debut with the Red Wings in 1996-97 and capped off three seasons in the organization by helping the team win its second straight Cup in 1998, before playing for the New York Rangers (1998-00), Boston Bruins (1999-04), Philadelphia Flyers (2005-09; 2012-13) and Washington Capitals (2009-12).

Born in Toronto, Knuble led the East Kentwood High School Falcons to a Michigan state championship in 1990 and eventually played four seasons at the University of Michigan (1991-95). He even logged one game with the Griffins on Jan. 23, 2013, becoming just the second Greater Grand Rapids native to play for the team.

A 2014 inductee of the Grand Rapids Sports Hall of Fame and a member of the Griffins Youth Foundation's board of directors, Knuble resides in East Grand Rapids with his wife, Megan, and their three children, Cam, Anna and Cole.

Knuble's Coaching Record

Season	Team	League	Position	Regular Season							Playoffs			
				GP	W	L	OTL	SOL	PCT	GP	W	L	PCT	
2013-14	Grand Rapids	AHL	Asst. Coach	76	46	23	2	5	0.651	10	5	5	0.500	
2014-15	Grand Rapids	AHL	Asst. Coach	76	46	22	6	2	0.658	16	9	7	0.563	
2015-16	Grand Rapids	AHL	Asst. Coach	76	44	30	1	1	0.592	9	5	4	0.556	
2016-17	*Grand Rapids	AHL	Asst. Coach	76	47	23	1	5	0.658	19	15	4	0.789	
2017-18	Grand Rapids	AHL	Asst. Coach	76	42	25	2	7	0.612	5	2	3	0.400	
2018-19	Grand Rapids	AHL	Asst. Coach	76	38	27	7	4	0.572	5	2	3	0.400	
GRIFFINS/AHL TOTALS				456	263	150	19	24	0.624	64	38	26	0.594	

* Won Calder Cup



Photo by Sam Iannamico

Knuble's Playing Record

Season	Team	League	Regular Season					Playoffs				
			GP	G	A	PTS	PIM	GP	G	A	PTS	PIM
1988-89	East Kentwood	MHSAA	28	52	37	89	60	--	--	--	--	--
1989-90	East Kentwood	MHSAA	29	63	40	103	40	--	--	--	--	--
1990-91	Kalamazoo	NAHL	36	18	24	42	30	--	--	--	--	--
1991-92	Michigan	CCHA	43	7	8	15	48	--	--	--	--	--
1992-93	Michigan	CCHA	39	26	16	42	57	--	--	--	--	--
1993-94	Michigan	CCHA	41	32	26	58	71	--	--	--	--	--
1994-95	Michigan	CCHA	34	*38	22	60	62	--	--	--	--	--
	Adirondack	AHL	--	--	--	--	--	3	0	0	0	0
1995-96	Adirondack	AHL	80	22	23	45	59	3	1	0	1	0
1996-97	Detroit	NHL	9	1	0	1	0	--	--	--	--	--
	Adirondack	AHL	68	28	35	63	54	--	--	--	--	--
1997-98	#Detroit	NHL	53	7	6	13	16	3	0	1	1	0
1998-99	NY Rangers	NHL	82	15	20	35	26	--	--	--	--	--
1999-00	NY Rangers	NHL	59	9	5	14	18	--	--	--	--	--
	Boston	NHL	14	3	3	6	8	--	--	--	--	--
2000-01	Boston	NHL	82	7	13	20	37	--	--	--	--	--
2001-02	Boston	NHL	54	8	6	14	42	2	0	0	0	0
2002-03	Boston	NHL	75	30	29	59	45	5	0	2	2	2
2003-04	Boston	NHL	82	21	25	46	32	7	2	0	2	0
2004-05	Linkopings	Sweden	49	*26	13	39	40	6	0	1	1	2
2005-06	Philadelphia	NHL	82	34	31	65	80	6	1	3	4	8
	United States	Olympics	6	1	1	2	4	--	--	--	--	--
2006-07	Philadelphia	NHL	64	24	30	54	56	--	--	--	--	--
2007-08	Philadelphia	NHL	82	29	26	55	72	12	3	4	7	6
2008-09	Philadelphia	NHL	82	27	20	47	62	6	2	1	3	2
2009-10	Washington	NHL	69	29	24	53	59	7	2	4	6	6
2010-11	Washington	NHL	79	24	16	40	36	6	2	0	2	8
2011-12	Washington	NHL	72	6	12	18	32	11	2	1	3	6
2012-13	Grand Rapids	AHL	1	0	1	1	0	--	--	--	--	--
	Philadelphia	NHL	28	4	4	8	20	--	--	--	--	--
NHL TOTALS			1,068	278	270	548	641	65	14	16	30	38
GRIFFINS TOTALS			1	0	1	1	0	--	--	--	--	--
AHL TOTALS			149	50	59	109	113	6	1	0	1	0
PRO TOTALS			1,266	354	342	696	794	77	15	17	32	40

* Led league

Won Stanley Cup

GRIFFINS HOCKEY STAFF

BRIAN MAHONEY-WILSON GOALTENDING DEVELOPMENT COACH

Brian Mahoney-Wilson begins his fourth season as the Detroit Red Wings' goaltending development coach, working with the Griffins, the ECHL's Toledo Walleye and other Detroit prospects.

In 2016-17, Mahoney-Wilson mentored a Grand Rapids goaltending unit that backstopped a 100-point season before authoring a 15-4 record during the playoffs, resulting in the franchise's second Calder Cup championship.

Before joining the pro ranks, the 33-year-old spent the 2015-16 season as an assistant coach at Notre Dame and helped the Fighting Irish reach the NCAA Tournament with a 19-11-7 record. Working with the special teams and goaltenders, he saw Irish netminders post a 2.28 goals against average and a 0.925 save percentage, both fourth-best in Hockey East.

In 2014-15, Mahoney-Wilson served as an assistant/goaltending coach with the United States Military Academy (AHA). The West Roxbury, Mass., native also has coaching experience with the South Shore Kings (USPHL) in 2013-14 as well as a number of goaltending programs in Massachusetts, including Stop It Goaltending, Massachusetts Crease and Lovell's Hockey Schools.

San Jose's ninth choice (288th overall) in the 2004 NHL Entry Draft, Mahoney-Wilson appeared in 66 combined games during his junior career from 2004-07 with Walpole (EJHL), Lincoln (USHL), Newmarket (OPJHL) and Georgetown (OPJHL).

Mahoney-Wilson played four seasons (2007-11) at Lake Superior State (CCHA) and compiled a 27-41-15 record, a 2.95 goals against average and a 0.906 save percentage. Following his collegiate career, Mahoney-Wilson played one season as a professional in the Central Hockey League. In 28 games between Allen, Missouri and Bloomington, he totaled a 10-11-1 record, a 3.35 GAA and a 0.895 save percentage.

Mahoney-Wilson has family ties to the Red Wings organization. His grandfather, Larry Wilson, won the 1950 Stanley Cup with Detroit while appearing in 16 career games across two stints with the team (1949-50, 1952-53) and also coached the Red Wings for 36 games during the 1976-77 season. His great uncle, Johnny Wilson, coached the Red Wings for two seasons (1971-73) and played in 379 games with the team (1949-55, 57-59), winning four Stanley Cups (1950, 1952, 1954, 1955).

Brian and his wife, Keri, celebrated their wedding in the summer of 2017, shortly after the Griffins' championship campaign concluded.



GRIFFINS HOCKEY STAFF

Mahoney-Wilson's Coaching Record

Season	Team	League	Position	GP	Regular Season						Playoffs				
					W	L	T	OTL	SOL	PCT	GP	W	L	PCT	
2013-14	South Shore	USPHL	Asst./Goalie Coach	--	--	--	--	--	--	--	--	--	--	--	--
2014-15	Army	AHA	Asst./Goalie Coach	34	8	22	4	--	--	0.294	--	--	--	--	--
2015-16	Notre Dame	H-East	Assistant Coach	37	19	11	7	--	--	0.608	--	--	--	--	--
2016-17	*Grand Rapids	AHL	Goalie Coach	76	47	23	--	1	5	0.658	19	15	4	0.789	
2017-18	Grand Rapids	AHL	Goalie Coach	76	42	25	--	2	7	0.612	5	2	3	0.400	
2018-19	Grand Rapids	AHL	Goalie Coach	76	38	27	--	7	4	0.572	5	2	3	0.400	
GRIFFINS/AHL TOTALS				228	127	75	--	10	16	0.614	29	19	10	0.655	

* Won Calder Cup

Mahoney-Wilson's Playing Record

Season	Team	League	GP	Regular Season					SO	GP	Playoffs			
				W	L	O/T	GAA	W			L	GAA	SO	
2004-05	Walpole	EJHL	40	17	20	2	3.36	2	--	--	--	--	--	
2005-06	Lincoln	USHL	4	2	2	0	2.80	0	--	--	--	--	--	
2006-07	Newmarket	OPJHL	19	--	--	--	--	--	--	--	--	--	--	
	Georgetown	OPJHL	3	--	--	--	--	--	--	--	--	--	--	
2007-08	Lake Sup. State	CCHA	21	6	10	3	3.00	0	--	--	--	--	--	
2008-09	Lake Sup. State	CCHA	25	7	10	6	2.66	1	--	--	--	--	--	
2009-10	Lake Sup. State	CCHA	35	13	15	5	2.80	2	--	--	--	--	--	
2010-11	Lake Sup. State	CCHA	8	1	5	1	4.30	0	--	--	--	--	--	
2011-12	Allen	CHL	4	3	1	0	2.50	0	--	--	--	--	--	
	Missouri	CHL	5	2	2	0	3.03	0	--	--	--	--	--	
	Bloomington	CHL	19	5	8	1	3.69	0	--	--	--	--	--	
PRO TOTALS			28	10	11	1	3.35	0	--	--	--	--	--	



Photo by Sam Iannamico

GRIFFINS HOCKEY STAFF

BILL LEROY VIDEO COACH

Bill LeRoy returns to the Griffins for his 18th season as the team's video coach. He is responsible for tracking on-ice systems and data during games for the two-time Calder Cup champions.

Prior to joining the organization in 2001, LeRoy worked 18 seasons as video coach for the IHL's Kalamazoo Wings, where he compiled statistics for future NHL coaches Ken Hitchcock, Claude Noel and Jim Playfair. He had the opportunity to work with another NHL coach in-the-making, the Red Wings' Jeff Blashill, from 2012-15 on the Griffins' coaching staff.

LeRoy resides in Kalamazoo with his daughter, Becca, a student at Michigan State University. His son, Tyler, was a longtime Griffins locker room attendant and is set to graduate from Lake Superior State University in May 2020.



JOSH CHAPMAN ATHLETIC TRAINER

Josh Chapman begins his first season as the Griffins' athletic trainer. He spent the last three seasons as the head athletic trainer for the ECHL's Orlando Solar Bears, managing all medical and training operations for the club.

Chapman has also spent time as an assistant athletic trainer for the Tampa Bay Rowdies of the North American Soccer League (2015-16), an athletic trainer for CORA Physical Therapy and Rehabilitation Centers that included overseeing Tampa Catholic High School (2014-15), an intern with the Tampa Bay Lightning's medical staff (2014-16), and as an athletic training student for both the University of Tampa (2012-14) and Merrimack College's hockey team (2011-12). He earned a bachelor of science in athletic training from the University of Tampa in 2014.

In addition to being a certified and licensed athletic trainer, Chapman is a certified Corrective Exercise Specialist through the National Academy of Sports Medicine, a certified Performance Specialist through EXOS, and an ImPACT Trained Athletic Trainer. He has emergency medical training and once held an EMT Basic national certification.



ANTHONY POLAZZO ASSISTANT ATHLETIC TRAINER

An athletic trainer for Metro Health assigned to the Griffins, **Anthony Polazzo** begins his second full season with the club after having served several years as a volunteer on game nights.

In his expanded role as assistant athletic trainer, Polazzo covers all home games and practices, as well as the team's joint training camps with the Detroit Red Wings in Traverse City.

Polazzo obtained his bachelor's degree in athletic training from Northern Michigan University in 2011 and his master's from Grand Valley State University in 2014. Employed by Metro Health as the athletic trainer at Grand Rapids Christian High School from 2015-18, he also teaches courses in the movement science department at GVSU.



GRIFFINS HOCKEY STAFF

BRAD THOMPSON EQUIPMENT MANAGER

A mainstay in Grand Rapids' locker room since the 1997-98 campaign, **Brad Thompson** begins his 19th season as the Griffins' equipment manager. He spent four seasons as the team's equipment assistant before earning his promotion in 2001.

Thompson, who served as an equipment manager for the 2004, 2015 and 2018 AHL All-Star Classics, is responsible for purchasing and maintaining all hockey equipment for the Griffins.

In recent years, Thompson has had the honor of equipping three championship teams, most notably the Griffins' Calder Cup squads in both 2013 and 2017. He also worked with the Detroit Red Wings' staff during that team's run to the 2008 Stanley Cup, and he assisted the Red Wings during their return to the finals in 2009 as well as their three subsequent playoff runs (2010-12).

A Grand Rapids native who can be found playing at rinks and softball diamonds throughout the area, he attended Wyoming Park High School and Grand Rapids Community College. He is an ordained minister and is certified as an ASA Softball umpire.

Thompson, the Griffins' 2007 Employee of the Year, resides in Grand Rapids with his wife, Karrie.



CHARLIE KASER ASSISTANT EQUIPMENT MANAGER

Having grown up around the Griffins organization, **Charlie Kaser** begins his second season as the team's assistant equipment manager.

The son of Griffins vice president of community relations and broadcasting Bob Kaser, Charlie began assisting the Griffins' equipment staff on game days as a stick boy in 2010.

Born in Kansas City, Mo., and raised in Grand Rapids, Kaser is working to complete his environmental science degree from Portland State University. He competed on the Vikings' ACHA D2 hockey team for two seasons from 2013-15 and was employed in the golf industry in the Portland area prior to joining the Griffins full time.



MARCUS KINNEY STRENGTH AND CONDITIONING COORDINATOR

Marcus Kinney begins his seventh season as strength and conditioning coordinator for Griffins, having helped the team earn the 2017 Calder Cup along with playoff appearances during each year of his tenure.

A U.S. Army veteran, Kinney received a bachelor's degree in sports medicine and athletic training from Wilmington College in 1996 and obtained his master's degree in athletic coaching education from West Virginia University in 1997.

Kinney, who has been a Certified Strength and Conditioning Specialist through the National Strength and Conditioning Association for more than 18 years, has experience in strength and conditioning coaching with the U.S. Naval Academy (1998-2000), Kansas State University (2000-2004), WVU (2004-2007) and the University of Tulsa (2007-2008). He also serves as Barwis Methods' Grand Rapids director of operations and head strength coach.

Kinney and his wife, Dawn, have six children: Tyler, Cameron, Isaiah, Brennan, Elijah and Lindsey.




GRIFFINS FRONT OFFICE STAFF



Jessica Albert-Huynh
Graphic Designer



Allie Benner
Digital Marketing
Assistant



Jessica Bishop
Season Ticket
Sales Development
Manager



Jared Brown
General Manager
Griff's IceHouse
West




Zach Buck
Ticket Operations
Manager



Nicolas Carrillo
Digital Media
Production Intern



Randy Cleves
Senior Director of
Public Relations



Brendan Cotter
Group Sales
Account Executive



Beth Decker
Accounting
Assistant



Jordan DeVries
Accounting Intern



Chad Erwin
Director of Ticket
Operations




Anna Galdys
Social Media
Intern



Hailey Gandy
Inside Sales and
Service Intern



Adam Grumbir
Corporate Sales
Account
Manager



Kyle Guppy
Operations
Manager - Griff's
IceHouse West



Mike Hatkowski
General Manager
Griff's Georgetown



John Hoffa
Director of
Group Sales



Mitchell Hoffman
Corporate
Partnerships
Fulfillment
Coordinator



Sam Iannamico
Graphic Designer/
Photographer



Kara Keating
Public Relations
Intern

GRIFFINS FRONT OFFICE STAFF




Peri Kiefer
Corporate Sales
Intern



Tristan LaPrise
Corporate Sales
Intern



Terry Marshall
Facility Manager
Griff's IceHouse at
Belknap Park



Matt Martinelli
Assistant Facilities
Manager - Griff's
IceHouse at
Belknap Park



Jordyn Moore
Season Ticket
Services
Coordinator



Kirk Morgan
Executive Director
Griffins Youth
Foundation



Brandon Nelson
Director of Game
Presentation



Ashley Oostindie
Director of Digital
Marketing



Kelly Pawlak
Executive Assistant



Jason Pearson
Public Relations
Manager



Peter Piatek
Assistant Facilities
Manager - Griff's
IceHouse at
Belknap Park



Emma Potter
Social Media
Intern



Bre'onna Raymo
Group Sales
Account
Executive



Scott Redman
Program Director
Griff's IceHouse
West



Steve Ritsema
Corporate Sales
Account Manager



Travis Roper
Corporate Sales
Account Manager



Jeff Schmidt
Operations
Manager
Griff's
Georgetown



Paige Sliney
Digital Media
Production
Manager



**Dominic
Stankiewicz**
Photography
Intern



Andrea Steenwyk
Group Sales
Account Executive

GRIFFINS FRONT OFFICE STAFF



Tyler Stob
Game Presentation
Intern



Andrew Streitel
Public Relations
Intern



Peter Van Dame
Season Ticket
Business Dev.
Manager



Lisa Vedder
Director of
Accounting and
Tax



Seth Walters
Public Relations
Intern



Rylee Weatherby
Inside Sales and
Service Intern



**Brittney
Whitefield**
Digital Media
Production
Coordinator



Camden Whitney
Corporate Sales
Intern

44 DENNIS CHOLOWSKI

Defenseman
(*chuh-LAH-skee*)

Height: 6'1" **Weight:** 195 **Shoots:** Left **Born:** 2/15/98 in Langley, British Columbia
Drafted: Detroit's 1st choice, 20th overall, in 2016 NHL Entry Draft



Fourth season as a Griffin...Second year pro...Signed to a three-year entry-level contract by Detroit, 4/5/17...Signed to an amateur tryout, 4/7/17...Reassigned by Detroit from Portland (WHL), 4/17/18...Assigned by Detroit, 2/14/19.

Career Highlights: Became the 169th Griffins alumnus to play in the NHL when he made his debut with the Red Wings and scored his first goal in the same game, 10/4/18 vs. CBJ...Ranked among the NHL's rookie defensemen leaders with 16 points (T7th), seven goals (T3rd), nine assists (T9th), four power play goals (T2nd) and nine power play points (2nd) in 2018-19...Ranked eighth among WHL defensemen in scoring with 66 points in 2017-18...Made his Calder Cup Playoff debut in Game 3 of the Central Division Semifinals, 4/25/18 vs. MB...Made his professional debut with the Griffins, 4/15/17 at MIL...Named to the BCHL Second All-Star Team in 2015-16 after leading all team

defensemen in scoring and tying for fifth among league blueliners...Won a gold medal with Canada West at the World Junior A Challenge in 2015-16.

2018-19: In his rookie season, compiled 16 points (7-9—16) and 16 PIM while averaging 18:15 of ice time in 52 games with the Red Wings...Ranked among the NHL's rookie defensemen leaders with 16 points (T7th), seven goals (T3rd), nine assists (T9th), four power play goals (T2nd) and nine power play points (2nd)...Finished the season with the Griffins, totaling 12 assists (0-12—12) and 12 PIM in 25 games...Ranked among the Griffins' defensemen leaders with a 0.48 points/game average (2nd), six power assists (2nd) and 12 assists (6th)...His 12 assists since Feb. 14 (date of assignment to Grand Rapids) were the most on the Griffins in that span...Recorded two points (0-2—2), a plus-one rating and two PIM while playing in all five Calder Cup Playoff games...Two assists in the Calder Cup Playoffs tied for second among team defensemen and tied for third on the club overall...Became the 169th Griffins alumnus to play in the NHL when he made his debut with the Red Wings and scored his first goal in the same game, 10/4/18 vs. CBJ...Tallied two assists in his second NHL game, 10/7/18 at LAK...Played a season-high 24:50 on two occasions, 10/7/18 at LAK and 10/22/18 vs. CAR...Logged a season-high two points on three occasions in the NHL: 10/7/18 at LAK, 10/20/18 at FLA and 11/26/18 vs. CBJ...In his Griffins season debut, recorded an assist and finished with a plus-three rating, 2/15/19 vs. SA...Notched two separate three-game assist streaks with Grand Rapids, 2/15/19-2/20/19 and 4/6/19-4/12/19...Posted two assists for his first career Calder Cup Playoff points in Game 3 of the Central Division Semifinals, 4/23/19 vs. CHI. **2017-18:** Split his first WHL campaign between the Prince George Cougars and Portland Winterhawks and combined for 66 points (14-52—66), a plus-29 rating and 32 PIM in 69 games...Posted 39 points (13-26—39), a plus-nine rating and 14 PIM in 37 games with Prince George before concluding the season with Portland and compiling 27 points (1-26—27), a plus-20 rating and 18 PIM in 32 appearances...Ranked among the WHL's top defensemen in points (8th), goals (T6th), assists (8th), plus-minus rating (T12th), shots (180, 12th) and power play points (32, T3rd)...Skated in all 12 of Portland's postseason contests and led the club with five goals while placing sixth overall in points with seven (5-2—7)...Recorded an eight-game assist and point streak, 1/13/18-1/27/18, and also tallied three other six-game point streaks...Made his Calder Cup Playoff debut with the Griffins in Game 3 of the Central Division Semifinals, 4/25/18 vs. MB. **2016-17:** Totaled 12 points (1-11—12) and 14 PIM in 36 games as a freshman at St. Cloud State University...Ranked fourth in points among 1998-born defensemen...Tied for fourth on the team with 33 blocked shots...Debuted professionally with the Griffins in the regular season finale, 4/15/17 at MIL. **2015-16:** Scored 40 points (12-28—40) and added 16 PIM in 50 games during his final season with Chilliwack...Named to the BCHL Second All-Star Team after leading all team defensemen in scoring and tying for fifth among league blueliners...Also ranked among the BCHL's top defensemen in goals (4th) and assists (T12th)...Paced all league defensemen in points (4-11—15) and assists (11) in 20 postseason games as Chilliwack lost in six games in the championship round...Captured a gold medal with Canada West at the World Junior A Challenge, notching two assists in four games. **2014-15:** Tallied 27 points (4-23—27) and four PIM in 55 games with the Chilliwack Chiefs...Led team defensemen with four goals while ranking second in points and assists...Tied for 16th among BCHL defensemen in power play assists with 11.



2019-20 SEASON



AHL CAREER HIGHS

Games Played: 25, 2018-19

Goals: N/A

Assists: 12, 2018-19

Points: 12, 2018-19

PIM: 12, 2018-19

Goal Streak: N/A

Assist Streak: 3, twice (MR: 4/6/19-4/12/19)

Point Streak: 3, twice (MR: 4/6/19-4/12/19)

Goals, Game: N/A

Assists, Game: 1, 12 times (MR: 4/12/19 GR vs. MB)

Points, Game: 1, 12 times (4/12/19 GR vs. MB)

PIM, Game: 2, six times (MR: 4/10/19 GR vs. IA)

FIRSTS

AHL Game: 4/15/17 GR at MIL

AHL Point: 2/15/19 GR vs. SA (assist)

AHL Goal: N/A

NHL Game: 10/4/18 DET vs. CBJ

NHL Point: 10/4/18 DET vs. CBJ (goal)

NHL Goal: 10/4/18 DET vs. CBJ (Joonas Korpisalo)

Season	Team	League	Regular Season					Playoffs				
			GP	G	A	PTS	PIM	GP	G	A	PTS	PIM
2014-15	Chilliwack	BCHL	55	4	23	27	4	12	0	7	7	0
2015-16	Chilliwack	BCHL	50	12	28	40	16	20	4	11	15	4
2016-17	St. Cloud State	NCHC	36	1	11	12	14	--	--	--	--	--
2017-18	Grand Rapids	AHL	1	0	0	0	0	--	--	--	--	--
	Prince George	WHL	37	13	26	39	14	--	--	--	--	--
	Portland	WHL	32	1	26	27	18	12	5	2	7	6
2018-19	Grand Rapids	AHL	--	--	--	--	--	1	0	0	0	0
	Detroit	NHL	52	7	9	16	16	--	--	--	--	--
	Grand Rapids	AHL	25	0	12	12	12	5	0	2	2	2
NHL TOTALS			52	7	9	16	16	--	--	--	--	--
GRIFFINS/AHL TOTALS			26	0	12	12	12	6	0	2	2	2
PRO TOTALS			78	7	21	28	28	6	0	2	2	2

4 MARCUS CRAWFORD

Defenseman

Height: 5'11" **Weight:** 196 **Shoots:** Right **Born:** 3/21/97 in Ajax, Ontario



Second season as a Griffin...Second year pro...Signed to an amateur tryout and to a two-year contract, 4/3/18...Assigned to Toledo (ECHL), 10/18/18...Recalled from Toledo, 1/1/19...Assigned to Toledo, 1/14/19...Recalled from Toledo, 3/15/19...Assigned to Toledo, 3/27/19...Recalled from Toledo, 3/29/19...Assigned to Toledo, 4/7/19.

Career Highlights: Made his professional debut with the Griffins in 2018-19, skating in eight games...Ranked second among Toledo Walleye defensemen and tied for 14th among ECHL defensemen in scoring with 26 points in 2018-19...Posted career highs in points (53), goals (13), assists (40), PIM (53) and games played (68) during his final junior campaign with Saginaw in 2017-18.

2018-19: In his rookie campaign, appeared in eight games with the Griffins and showed four PIM...Skated in 48 games with the ECHL's Toledo Walleye, tallying 26 points (3-23—26), a plus-six rating and 26 PIM...Tied for 14th among ECHL defensemen in scoring...Ranked among Toledo's defensemen leaders with 26 points (2nd), 23 assists (2nd) and eight power play assists (2nd)...Helped the Walleye finish second in the Central Division and qualify for the Kelly Cup Playoffs...Made his professional debut with the Griffins in their season opener, 10/5/18 at TEX...Recorded a season-high two points on four occasions with Toledo...Collected six points (0-6—6) during a season-high five-game point streak with the Walleye, 2/27/19-3/6/19. **2017-18:** In his final season with the OHL's Saginaw Spirit, established career highs in points (13-40—53), goals (13), assists (40), PIM (53) and games played (68)...Paced the Spirit with 40 assists, 228 shots and 15 power play assists, tied for first with seven power play goals and ranked second with 53 points...Placed among the OHL's top defensemen in points (6th), goals (7th), assists (7th), shots (3rd), power play goals (T4th) and game-winning goals (5, 2nd)...Totaled 13 multi-point outings...Showed 10 PIM in four postseason games...Joined the Griffins on an amateur tryout on April 3 but did not see game action. **2016-17:** Compiled 39 points (6-33—39), a plus-three rating and 34 PIM in 60 games with Saginaw...Tied for 25th among league defensemen in point production...Ranked second among team defensemen in points and assists, and tied for second in goals, trailing Filip Hronek in all three categories...Among all team skaters, placed fifth in points, and second in both assists and power play assists (12)...Recorded a season-high five assists, assisting on all five of Saginaw's goals, 1/29/17 at SAR. **2015-16:** Produced 34 points (2-32—34) and 42 PIM in 66 appearances with Saginaw...Tied for 13th in assists and tied for 12th in power play assists (16) among OHL blueliners...Led Saginaw's defensemen in points and assists...Tied for seventh overall on the club in scoring...Contributed a pair of assists in four playoff games. **2014-15:** In his first OHL season, recorded 23 points (2-21—23) and 45 PIM in 58 contests with Saginaw...Top scorer among team defensemen...Tied for 10th on the team in scoring...Skated in three playoff games. **2013-14:** Banked 21 points (8-12—21) and 58 PIM in 52 games with the OJHL's Whitby Fury...Led the Fury's defensemen with eight goals and placed third in points...Scored four points (1-3—4) in six postseason appearances.

AHL CAREER HIGHS

Games Played: 8, 2018-19	Assist Streak: N/A
Goals: N/A	Point Streak: N/A
Assists: N/A	Goals, Game: N/A
Points: N/A	Assists, Game: N/A
PIM: 4, 2018-19	Points, Game: N/A
Goal Streak: N/A	PIM, Game: 4, 4/3/19 GR at ONT

FIRSTS

AHL Game: 10/5/18 GR at TEX	AHL Goal: N/A
AHL Point: N/A	

Season	Team	League	Regular Season					Playoffs				
			GP	G	A	PTS	PIM	GP	G	A	PTS	PIM
2013-14	Whitby	OJHL	52	8	13	21	58	6	1	3	4	2
2014-15	Saginaw	OHL	58	2	21	23	45	3	0	0	0	0
2015-16	Saginaw	OHL	66	2	32	34	42	4	0	2	2	0
2016-17	Saginaw	OHL	60	6	33	39	34	--	--	--	--	--
2017-18	Saginaw	OHL	68	13	40	53	53	4	0	0	0	10
2018-19	Grand Rapids	AHL	8	0	0	0	4	--	--	--	--	--
	Toledo	ECHL	48	3	23	26	26	0	0	0	0	0
GRIFFINS/AHL TOTALS			8	0	0	0	4	--	--	--	--	--
PRO TOTALS			56	3	23	26	30	0	0	0	0	0

16 CHARLE-ÉDOUARD D'ASTOUS

Defenseman

(sharl ed-WHARD das-TOU)

Height: 6'2"

Weight: 204

Shoots: Left

Born: 4/21/98 in Rimouski, Quebec



First season as a Griffin...First year pro...Signed to a two-year contract, 4/29/19.

Career Highlights: In 2018-19, took home the Emile Bouchard Trophy as the QMJHL's Defenseman of the Year and was named to the First All-Star Team after leading all league defensemen in points (14-52—66) and assists (52)...Recognized as the Canadian Hockey League's Humanitarian of the Year in 2018-19...Named to the QMJHL Second All-Star Team in 2017-18.

2018-19: Won the Emile Bouchard Trophy as the QMJHL's Defenseman of the Year and was named to the First All-Star Team after leading all league defensemen with 66 points (14-52—66) and 52 assists in 55 games with the Rimouski Oceanic...Served as Rimouski's captain and was recognized as the Canadian Hockey League's Humanitarian of the

Year...First QMJHL player to win Humanitarian of the Year since 2015 and first from Rimouski since 1999...Ranked among the league's top defensemen with 25 power play assists (T1st), 212 shots (4th), 14 goals (T7th), a plus-34 rating (T10th) and four power play goals (T12th)...Led all team defensemen and placed third overall on the club in postseason scoring with 15 points (1-14—15) in 13 games...Ranked among league's defenseman leaders in the postseason with 15 points (4th), 14 assists (T2nd) and a plus-nine rating (7th). **2017-18:** Tallied 56 points (18-38—56), a plus-33 rating and 96 PIM in 59 games with Rimouski...Named to the QMJHL Second All-Star Team...Placed among the circuit's leading defensemen with 56 points (7th), 18 goals (2nd), 38 assists (T10th), a plus-33 rating (T6th) and 96 PIM (7th)...Led all team defensemen in points, goals and assists while ranking fourth overall on the team in scoring, fifth in goals and tied for third in assists...Tallied eight points (1-7—8) and 12 PIM in seven playoff games...Placed second on the team in postseason scoring including a team-leading seven assists. **2016-17:** Posted 40 points (13-27—40) and 40 PIM in 67 games with Rimouski...Skated in four playoff games and had two PIM...Ranked among the QMJHL's defensemen leaders with 40 points (T17th), 13 goals (T6th) and five power play goals (T12th)...Led Oceanic blueliners in points, goals and assists. **2015-16:** In his first season in the QMJHL, compiled 19 points (4-15—19) and 64 PIM in 63 appearances with Rimouski...Showed six PIM in four games while making his QMJHL playoff debut...Ranked among the league's rookie defensemen leaders with 19 points (4th), four goals (T5th) and 15 assists (4th)...Made his QMJHL debut, 9/10/15 vs. SHA...Scored his first goal, 11/25/15 at CHI.

Season	Team	League	Regular Season					Playoffs				
			GP	G	A	PTS	PIM	GP	G	A	PTS	PIM
2015-16	Rimouski	QMJHL	63	4	15	19	64	4	0	0	0	6
2016-17	Rimouski	QMJHL	67	13	27	40	40	4	0	0	0	2
2017-18	Rimouski	QMJHL	59	18	38	56	96	7	1	7	8	12
2018-19	Rimouski	QMJHL	55	14	52	66	68	13	1	14	15	12

26 CHRISTOFFER EHN

Center
(EHN)

Height: 6'2" Weight: 193 Shoots: Left Born: 4/5/96 in Skara, Sweden
Drafted: Detroit's 3rd choice, 106th overall, in 2014 NHL Entry Draft



Second season as a Griffin...Fifth year pro...Signed to a three-year entry-level contract by Detroit, 4/20/17...Assigned by Detroit, 10/25/18...Recalled by Detroit, 11/6/18...Assigned by Detroit, 11/7/18...Recalled by Detroit, 11/21/18...Assigned by Detroit, 2/22/19...Recalled and assigned by Detroit, 3/2/19...Recalled by Detroit, 3/7/19...Assigned by Detroit, 4/7/19.

Career Highlights: Split the 2018-19 campaign – his first in North America – between the Red Wings and Griffins...Became the 173rd Griffins alumnus to play in the NHL when he returned to Detroit's lineup, 11/6/18 vs. VAN...Appeared in 164 career pro games in Sweden...Represented Sweden at the 2016 and 2015 World Junior Championships...Helped Frolunda win the league championship in 2015-16.

2018-19: Split his first season in North America between the Red Wings and Griffins...Recorded nine points (3-6-9) and six PIM while averaging 10:36 of ice time in 60 games with Detroit...Produced seven points (2-5-7), a plus-four rating and eight PIM in 17 games with Grand Rapids...Made his Calder Cup Playoff debut and skated in all five games, registering two assists, a plus-three rating and two PIM...Plus-three postseason rating tied for third on the club...Made the Red Wings' roster out of training camp and made his NHL debut during the team's season opener, 10/4/18 vs. CBJ...One of five Red Wings rookies to make their NHL debut in the season opener...Picked up his first NHL point on an assist, 10/11/18 vs. TOR...Made his Griffins debut, 10/26/18 at BEL...Scored his first pro goal in North America while a member of the Griffins and tacked on an assist, factoring in to both of Grand Rapids' goals in a 2-1 win, 11/3/18 vs. MIL...Notched back-to-back two-point outings, 11/3/18 vs. MIL and 11/4/18 at CLE...Became the 173rd Griffins alumnus to play in the NHL when he returned to Detroit's lineup, 11/6/18 vs. VAN...Collected six points (1-5-6) and a plus-five rating in a five-game span with the Griffins, 11/3/18-11/14/18...Netted his first NHL goal, 12/23/18 at TOR...Played a season-high 17:54 with the Red Wings during a 4-1 home win, 4/2/19 vs. PIT...Logged an assist in his Calder Cup Playoff debut, 4/19/19 at CHI. **2017-18:** Totaled 17 points (7-10-17), a plus-two rating and 24 PIM in 50 games with Frolunda in the Swedish Elite League...Tied for 10th on the team in points...Skated in six postseason contests. **2016-17:** In his first full season with Frolunda, produced 13 points (4-9-13), a plus-three rating and 10 PIM in 52 games...Led the team in games played...Showed two points (1-1-2) and four PIM in 14 playoff contests. **2015-16:** Appeared in games for three teams in Sweden...Tallied five points (2-3-5) and eight PIM in 13 games with BIK Karlskoga in Sweden's second-tier league...Recorded 16 points (9-7-16) 14 regular season games with Frolunda's junior squad and banked two goals in one playoff contest...Skated in 37 games with Frolunda, registering two assists and two PIM...Recorded one assist in 16 playoff appearances and helped Frolunda win the league championship...Helped Sweden finish fourth at the World Junior Championship, scoring two points (1-1-2) in seven games. **2014-15:** Spent the bulk of the campaign with Frolunda's junior club, posting 36 points (12-24-36) and 61 PIM in 40 appearances...Ranked third on the junior team in points...Skated in four games with IK Oskarshamn of Sweden's second-tier league...Had two PIM in six regular season contests and two PIM in 10 postseason games with Frolunda...Scored two points (0-2-2) in seven games at the World Junior Championship as Sweden placed fourth. **2013-14:** Appeared in games with Frolunda's senior, junior and U18 teams...Logged 18 points (8-10-18) and four PIM in 15 regular season games with the U18 club and four points (1-3-4) in five playoff contests...Posted 11 points (4-7-11) and 14 PIM in 45 appearances with the junior team before contributing three goals in three playoff games...Made his debut with Frolunda, skating in two games...Tallied three assists in seven games while representing Sweden at the U18 World Junior Championship. **2012-13:** Spent the entire campaign with Frolunda's U18 club and posted 31 points (9-22-31) and 16 PIM in 33 games...Scored one goal in three playoff contests. **2011-12:** Split the season between Skovde IK's U18 and junior teams...Played in 25 games with the U18 club and posted 11 points (7-4-11) and 16 PIM...Tallied four goals and four PIM in 14 contests with the junior team.



AHL CAREER HIGHS

Games Played: 17, 2018-19
Goals: 2, 2018-19
Assists: 5, 2018-19
Points: 7, 2018-19
PIM: 8, 2018-19
Goal Streak: N/A

Assist Streak: 2, twice (MR: 11/10/18-11/14/18)
Point Streak: 2, twice (MR: 11/10/18-11/14/18)
Goals, Game: 1, twice (MR: 3/6/19 GR vs. TEX)
Assists, Game: 2, 11/4/18 GR at CLE
Points, Game: 2, twice (MR: 11/4/18 GR at CLE)
PIM, Game: 2, four times (MR: 3/6/19 GR vs. TEX)

FIRSTS

AHL Game: 10/26/18 GR at BEL
AHL Point: 11/3/18 GR vs. MIL (goal)
AHL Goal: 11/3/18 GR vs. MIL (Troy Grosenick)

NHL Game: 10/4/18 DET vs. CBJ
NHL Point: 10/11/18 DET vs. TOR (assist)
NHL Goal: 12/23/18 DET at TOR (Garret Sparks)

Season	Team	League	Regular Season					Playoffs				
			GP	G	A	PTS	PIM	GP	G	A	PTS	PIM
2011-12	Skovde IK U18	Swe-U18	25	7	4	11	16	--	--	--	--	--
	Skovde IK Jr.	Swe-Jr.	14	4	0	4	4	--	--	--	--	--
2012-13	Frolunda U18	Swe-U18	33	9	22	31	16	3	1	0	1	2
2013-14	Frolunda U18	Swe-U18	15	8	10	18	4	5	1	3	4	0
	Frolunda	Sweden	2	0	0	0	0	--	--	--	--	--
2014-15	Frolunda Jr.	Swe-Jr.	45	4	7	11	14	3	3	0	3	0
	Frolunda Jr.	Swe-Jr.	40	12	24	36	61	--	--	--	--	--
	IK Oskarshamn	Sweden-2	4	0	0	0	0	--	--	--	--	--
	Frolunda	Sweden	6	0	0	0	2	10	0	0	0	2
2015-16	Frolunda Jr.	Swe-Jr.	14	9	7	16	0	1	2	0	2	0
	BIK Karlskoga	Sweden-2	13	2	3	5	8	--	--	--	--	--
	Frolunda	Sweden	37	0	2	2	2	16	0	1	1	0
2016-17	Frolunda	Sweden	52	4	9	13	10	14	1	1	2	4
2017-18	Frolunda	Sweden	50	7	10	17	24	6	0	0	0	0
2018-19	Detroit	NHL	60	3	6	9	6	--	--	--	--	--
	Grand Rapids	AHL	17	2	5	7	8	5	0	2	2	2
NHL TOTALS			60	3	6	9	6	--	--	--	--	--
GRIFFINS/AHL TOTALS			17	2	5	7	8	5	0	2	2	2
PRO TOTALS			241	18	35	53	60	51	1	4	5	8

15 TURNER ELSON

Left Wing

Height: 5'11" Weight: 185 Shoots: Left

Born: 9/13/92 in Edmonton, Alberta



Third season as a Griffin...Seventh year pro...Signed as a free agent by Calgary, 9/22/11...Signed as a free agent by Colorado, 7/1/16...Signed to a one-year contract by Detroit, 7/1/17...Assigned by Detroit, 9/27/17...Signed to a one-year contract, 6/18/18...Signed to a two-year contract by Detroit 2/5/19...Assigned by Detroit, 9/29/19.

Career Highlights: Established career highs in points (39), goals (18), assists (21), PIM (80) and games played (72) with the Griffins in 2018-19...Won the 2014 Kelly Cup with the ECHL's Alaska Aces...Logged an assist during his NHL debut with Calgary, 4/9/16 vs. MIN.

2018-19: In his second season as a Griffin, established career highs with 39 points (18-21—39), 18 goals, 21 assists, 80 PIM and 72 games played...Plus-12 rating matched his career best from 2017-18, also with Grand Rapids...Paced the team with three shorthanded goals and tied for the team lead with 72 GP...Ranked among the club's leaders in points (4th), goals (4th), assists (5th), plus/minus rating (T4th) and PIM (3rd)...In addition to three shorthanded goals, also logged three power play goals and was one of two players (Colin Campbell) on the Griffins to post a SHG and a PPG...Three SHG tied for eighth in the AHL and tied for fifth in the franchise's all-time top 10 for a single season...Totalled nine multi-point games...Tied for the team's postseason scoring lead with four points (2-2—4) while playing in all five Calder Cup Playoff games...Also ranked among the club's playoff leaders with two goals (T2nd), two assists (T3rd) and a plus-three rating (T3rd)...Recorded a point in four of five postseason games...Matched his career high with a four-game point streak on two occasions, 11/10/18-11/17/18 and 11/28/18-12/5/18...While playing in his 250th AHL game, scooped up his 100th AHL point on his second-period shorthanded goal, 11/24/18 at CHI...Posted a season-high two goals, including one shorthanded, 11/28/18 vs. CHI...Tallied two three-game assist streaks, 11/30/18-12/5/18 and 3/24/19-3/29/19, to equal career highs...Played in his 100th game as a Griffin, 1/31/19 at TEX...Skated in his 300th AHL contest, 4/5/19 at SJ. **2017-18:** Skated in 57 games during his first season as a Griffin, posting 21 points (9-12—21), a plus-12 rating and 49 PIM...Plus-12 marked a career high and tied for third on the team...Tied for ninth on the club in goals and placed eighth in PIM...Made his Calder Cup Playoff debut and tallied two goals while appearing in all five Central Division Semifinals games...In his first game as a Griffin, scored a career-high four points behind a goal and three assists, 10/6/17 vs. MB...Combined to post seven points (3-4—7) in the first three games of the campaign...Recorded a Gordie Howe hat trick with a goal, an assist and a fight, 11/8/17 vs. SA...Missed 16 games due to illness, 12/8/17-1/8/18...Played in his 200th career AHL game, 1/13/18 vs. CLE...Tallied an assist for his 100th point as a pro, 3/25/18 at CHI...Scored a goal in Game 1 of the Central Division Semifinals, his first AHL postseason appearance, 4/21/18 at MB. **2016-17:** Totalled three points (1-2—3) and 12 PIM with the San Antonio Rampage while being limited to 13 games due to injury...Notched his first goal of the season, 10/23/16 vs. CHI...Made his return to the lineup, 3/12/17 vs. CLE. **2015-16:** In 63 games with the Stockton Heat, tied a career high with 30 points (14-16—30) while setting career bests in assists (16), PIM (59) and shots (159)...As an alternate captain with the Heat, ranked among the team's leaders with 30 points (6th), 14 goals (5th), 16 assists (7th), three shorthanded goals (T1st), 159 shots (4th) and 63 games (2nd)...Tied for fourth in the AHL in shorthanded goals...Converted on his only shootout attempt of the season...Made his NHL debut with the Calgary Flames, 4/9/16 at MIN, picking up an assist and a plus-one rating in 14:54 of ice time...Notched a pair of assists in his season debut, 10/10/15 vs. RFD, his first of seven multi-point games on the season...Scored a season high two goals, 11/14/15 at TEX. **2014-15:** Appeared in 59 games with the Adirondack Flames and established career highs in points (17-13—30) and goals (17)...Added a plus-five rating and 52 PIM...Ranked among the team's leaders with four game-winning goals (T1st), 30 points (8th), 17 goals (4th), a plus-five rating (T6th) and 150 shots (2nd)...Totalled four fights...Tallied a career-high three-game assist streak, 12/6/14-12/10/14...Logged a career high four-game point streak on two occasions, 12/6/14-12/12/14 and 4/10/15-4/17/15...Racked up five goals during a career-high three-game goal streak, 2/7/15-2/13/15...Totalled six multi-point games on the season. **2013-14:** In his rookie campaign, appeared in 37 games with the Abbotsford Heat (AHL) and 18 games with the Alaska Aces (ECHL)...Tallied three points (2-1—3) and 19 PIM with Abbotsford...Compiled 15 points (5-10—15), a plus-10 rating and 18 PIM with Alaska...Helped Alaska win the ECHL's Kelly Cup after scoring 11 points (7-4—11) in 21 postseason games...Scored his first AHL goal in his third game of the season, 10/11/13 vs. MIL...Registered three penalties for fighting on the season...Made his ECHL debut, 2/7/14 vs. STK...Logged a season-high three assists, 3/22/14 at STK...Enjoyed a five-game point streak in the Kelly Cup Playoffs, 5/23/14-5/30/14. **2012-13:** In his final junior season with Red Deer, placed second on the Rebels in goals (26), assists (31) and points (57) while playing in 64 games...Set junior career highs in points, goals and assists...Led the team with a plus-26 rating...Alternate captain...Five game-winning goals placed second on Red Deer...Added nine points (5-4—9) and six PIM in nine WHL playoff games...Recorded a Gordie Howe hat trick, 11/2/12 at SPO...Scored a season-high three points (2-1—3), 1/31/13 vs. KTN...Tallied a season-high five-game point streak, 3/1/13-3/8/13...Played in two games with the Abbotsford Heat after his junior season concluded. **2011-12:** Skated in 55 games with Red Deer and ranked among the team's leaders with 46 points (4th), 21 goals (2nd), 25 assists (5th), 59 PIM (7th) and five power play goals (5th)...Made his professional debut with the Abbotsford Heat and recorded two PIM, 4/15/12 vs. TOR...Scored a season-high four



points on two occasions, 11/4/11 vs. SEA and 1/21/12 vs. P.G....Tallied a Gordie Howe hat trick, 10/29/11 at LET... Logged a season-high 17 PIM and had one assist, 1/8/12 at EDM...Racked up 16 points (8—16) during a season-high nine-game point streak, 10/28/11-11/18/11. **2010-11:** In his second season with Red Deer, skated in 68 games and ranked among the team's leaders with 31 points (8th), 16 goals (6th), 15 assists (T9th), a plus-27 rating (T5th) and 124 PIM (3rd)...Added four assists and 23 PIM in nine playoff games...Scored a hat trick and added an assist while tallying five PIM, 1/26/11 vs. LET. **2009-10:** In his first season with Red Deer, totaled 17 points (9—17) in 66 games...94 PIM ranked third on the club...Recorded four PIM in four postseason contests...Notched a goal, two assists and 10 PIM in his WHL debut, 9/19/09 vs. KTN.

Personal: Lives in Edmonton, Alberta, during the off season...One of five brothers and they all used to play hockey...Best friend in hockey is Alex Petrovic...Greatest hockey memory is winning the Kelly Cup with the Alaska Aces in 2014...First skated at the age of three and his first position was center...Hockey nicknames are Els and Turk...Hockey idol as a youth was Pavel Bure...Chose his jersey number because he used it as a young player in minor hockey...Greatest influence on his hockey career has been his grandpa because he's battled through so much and ran 43 marathons...Plans to become a scout after his playing career...First job was working at a car wash...Greatest obstacle he's overcome is being a walk-on as a 17-year-old in the WHL...Proudest achievement is playing in his first NHL game...Favorite charity is Stollery Children's Hospital...Most exciting thing he's done is he bungee jumped in the West Edmonton Mall...An interesting fact about him is he's a computer nerd...If he could trade places for a day with another occupation, he would be a snowboard pro...Also played soccer, football and slo-pitch growing up...Lists real estate as an entrepreneurial interest...Most famous non-hockey person he's met is LeBron James...Favorite quote is "no sacrifice, no victory"...Favorite food is pizza...Favorite music artist is City and Colour...Favorite movie is Semi-Pro...Favorite television show is *That '70s Show*...Favorite website is NFL.com...Favorite vacation place is Greece...Roots for the Philadelphia Eagles...Favorite sport to watch other than hockey is football...Enjoys water sports, all sports and video games.

AHL CAREER HIGHS

Games Played: 72, 2018-19	Assist Streak: 3, three times (MR: 3/24/19-3/29/19)
Goals: 18, 2018-19	Point Streak: 4, four times (MR: 11/28/18-12/5/18)
Assists: 21, 2018-19	Goals, Game: 2, seven times (MR: 11/28/18 GR vs. CHI)
Points: 39, 2018-19	Assists, Game: 3, 10/6/17 GR vs. MB
PIM: 80, 2018-19	Points, Game: 4, 10/6/17 GR vs. MB
Goal Streak: 3, 2/7/15-2/13/15	PIM, Game: 17, 3/11/18 GR at HER

FIRSTS


AHL Game: 4/15/12 ABB vs. TOR	NHL Game: 4/9/16 CGY at MIN
AHL Point: 10/11/13 ABB vs. MIL (goal)	NHL Point: 4/9/16 CGY at MIN (assist)
AHL Goal: 10/11/13 ABB vs. MIL (Magnus Hellberg)	NHL Goal: N/A

Season	Team	League	Regular Season					Playoffs				
			GP	G	A	PTS	PIM	GP	G	A	PTS	PIM
2009-10	Red Deer	WHL	66	9	8	17	94	4	0	0	0	4
2010-11	Red Deer	WHL	68	16	15	31	124	9	0	4	4	23
2011-12	Red Deer	WHL	55	21	25	46	59	--	--	--	--	--
2012-13	Abbotsford	AHL	1	0	0	0	2	--	--	--	--	--
	Red Deer	WHL	64	26	31	57	60	9	5	4	9	6
2013-14	Abbotsford	AHL	2	0	0	0	0	--	--	--	--	--
	Abbotsford	AHL	37	2	1	3	19	--	--	--	--	--
	Alaska	ECHL	18	5	10	15	18	21	7	4	11	16
2014-15	Adirondack	AHL	59	17	13	30	52	--	--	--	--	--
2015-16	Stockton	AHL	63	14	16	30	59	--	--	--	--	--
	Calgary	NHL	1	0	1	1	0	--	--	--	--	--
2016-17	San Antonio	AHL	13	1	2	3	12	--	--	--	--	--
2017-18	Grand Rapids	AHL	57	9	12	21	49	5	2	0	2	0
2018-19	Grand Rapids	AHL	72	18	21	39	80	5	2	2	4	0
NHL TOTALS			1	0	1	1	0	--	--	--	--	--
GRIFFINS TOTALS			129	27	33	60	129	10	4	2	6	0
AHL TOTALS			304	61	65	126	273	10	4	2	6	0
PRO TOTALS			323	66	76	142	291	31	11	6	17	16

55 MATTHEW FORD

Right Wing

Height: 6'1" **Weight:** 205 **Shoots:** Right **Born:** 10/9/84 in Los Angeles, Calif.
Drafted: Chicago's 16th choice, 256th overall, in 2004 NHL Entry Draft



Captain...Fourth season as a Griffin...12th year pro...Signed to a two-year contract, 7/12/16...Re-signed to a two-year contract, 6/26/18.

Career Highlights: Appeared in 664 AHL games and totaled 403 points entering 2019-20...2017 Calder Cup champion with Grand Rapids...Has tallied 20 or more goals in an AHL season five times...Set career highs in points (59) and goals (29) in 2011-12 while splitting the season between Hershey and Adirondack...Recognized as Oklahoma City's AHL Man of the Year for his community involvement in 2014-15...Helped University of Wisconsin win the 2006 NCAA Championship...Named the USHL Rookie of the Year in 2003-04.

2018-19: In his second season as captain of the Griffins, recorded 24 points (11-13—24) and 49 PIM in 61 appearances...Missed the regular season's final five games and all five Calder Cup Playoff games due to injury...Ranked among the team's leaders with 24 points (T9th), 11 goals (8th) and 110 shots (9th)...Finished with 11 goals to mark the sixth consecutive season in which he's reached a double-digit total...Posted a season-high two points on four occasions (10/12/18 vs. HER, 10/27/18 at BEL, 12/15/18 vs. MIL, 3/9/19 at MIL)...Scored the team's first goal of the season, and the first under head coach Ben Simon, while on a 5-on-3 power play during a season-opening 3-1 loss at Texas, 10/5/18...Assisted on rookie Givani Smith's first AHL goal to mark his 200th AHL assist, 12/7/18 at RFD...Recorded a season-high three-game point and assist streak, 1/16/19-1/19/19...Scored the game-winning goal, which was also his 400th career AHL point, in a 4-0 victory, 3/9/19 at MIL...Skated in his 650th career AHL game, 2/9/19 vs. WBS. **2017-18:** As captain of the Griffins, totaled 38 points (22-16—38) and 42 PIM in 72 games...Led the team with 12 power play goals and a 0.148 shooting percentage while ranking among the team's leaders in goals (4th), assists (T10th), points (6th)...12 power play goals tied a career high, tied for fifth in the AHL and tied for seventh on the franchise's single-season list...Tied for fourth on the club in power play point production (12-6—18) as the Griffins finished fourth in the league in power play efficiency at 20.3%...Played in all five Calder Cup Playoff games and ranked second on the team in point production (2-3—5) while tying for second in both goals and assists...Recorded his 200th and 201st career assists as a pro, 11/8/17 vs. SA...Tallied a season-high three points (2-1—3), 12/15/17 vs. CHI...Tied a career high with a five-game goal streak, 12/15/17-12/29/17, as part of a season-high six-game point streak, 12/13/17-12/29/17...Scored a goal to mark his 400th career point as a pro, 12/22/17 at IA...Played in his 600th pro game, 1/13/18 vs. CLE...Scored his 200th goal as a pro, 1/19/18 at MIL...Played in his 100th game as a Griffin, 2/15/18 at MB...Appeared in his 600th career AHL game, 4/6/18 at TUC. **2016-17:** As an alternate captain in his first season as a Griffin, finished 10th on the team in scoring with 35 points (14-21—35) in 51 games...Added 28 PIM and a plus-six rating...Scored a goal in his Griffins debut, 11/16/16 vs. TEX...Played in his 500th career AHL game, 1/21/17 GR vs. CLE...Matched a career best with three assists, 2/15/17 vs. MB...Recorded a season-high four-game point streak, 2/11/17-2/18/17...Ended the regular season on a three-game goal streak, 4/9/17-4/14/17...Notched 12 points (8-4—12) in 19 postseason games and helped Grand Rapids win the Calder Cup...Eight postseason goals tied for third most on the team...Six power play goals led the league and tied for second most in a single postseason in franchise playoff history. **2015-16:** In 64 games with Bakersfield, led the Condors in goals (27) and points (27-24—51)...Ranked among the AHL's leaders in goals (T6th) and power play goals (12, 2nd)...Totalled 12 multi-point games...Accumulated 11 points (6-5—11) during a career-high seven-game point streak, 12/16/15-1/3/16...Recorded a season-high three-point game behind a goal and two assists, 12/27/15 vs. SD...Matched his season-high point total a game later with two goals and an assist, 1/2/16 vs. SJ...Logged another career-high seven-game point streak (4-7—11), 1/29/16-2/12/16...Recorded a goal in three straight contests (3-1—4), 3/12/16-3/19/16. **2014-15:** In 69 games with the Oklahoma City Barons, ranked among the team leaders with 53 points (T2nd), 19 goals (T3rd), 34 assists (1st), seven power play goals (4th) and 13 power play assists (4th)...Placed among the team's playoff leaders with nine points (2nd), two goals (T6th), seven assists (T1st) and a plus-two rating (2nd) in 10 games played...Recognized as Oklahoma City's AHL Man of the Year for his community involvement...Logged 10 multi-point games...Accounted for six points (4-2—6) during a five-game point streak, 11/18/14-11/29/14...Scored two goals and added an assist, 1/3/15 at LE...Notched a five-game point streak and tallied at least one assist in each contest (2-6—8), 1/17/15-1/30/15...Passed out a career-high three assists, 3/15/15 vs. CHA...Matched a career-high with four points on a goal and three assists, 4/11/15 at CHI...Scored at least one point in the first seven games to open the postseason, 4/23/15-5/13/15. **2013-14:** Skated in a team-high 73 games with the Barons and ranked among the team leaders with 25 goals (1st), 47 points (4th), 22 assists (6th) and 12 power play goals (1st)...12 power play goals tied for ninth in the AHL...Logged a three-game point streak and scored a goal in each contest (3-1—4), 10/23/13-10/26/13...Scored twice and added two assists to match a career-high point total, 2/28/14 vs. RFD...Registered a career-high five-game goal streak, 3/15/14-3/29/14. **2012-13:** Accumulated 24 points (9-15—24) in 53 games while splitting the season between the Adirondack Phantoms and the Springfield Falcons...In 35 games with the Phantoms, registered 13 points (4-9—13) and 16 PIM before playing in 18 games for the Falcons and totaling 11 points (5-6—11) and 14 PIM...Appeared in four postseason games with Springfield and



recorded eight PIM...Scored his first goal of the season, 12/22/12 at BRI...Recorded a season-high three points behind a goal and two assists, 3/28/13 vs. BRI. **2011-12:** Totaled 59 points (29-30—59) and 78 PIM in 70 games split between the Hershey Bears and the Adirondack Phantoms...Established career highs in goals and points...Picked up 28 points (10-18—28) and 47 PIM in 39 games with Hershey and 31 points (19-12—31) and 31 PIM in 31 games with Adirondack...In the AHL, ranked second with nine game-winning goals and tied for 11th in overall goals...Registered a total of 16 multi-point games...Tallied 10 points (4-6—10) during a five-game point streak, 12/16/11-12/27/11...Scored his first career hat trick and added an assist to set a career-high point total of four, 4/7/12 at ALB. **2010-11:** Skated in a career-high 76 games with the Lake Erie Monsters and led the team with 26 goals...Ranked among the team leaders with 42 points (3rd), six power play goals (T2nd), six game-winning goals (1st) and 193 shots (1st)...Six game-winning goals tied for sixth in the AHL...In seven playoff games, tied for third on the team in points (3-1—4) while tying for the team lead in goals...Put away the game-winning goal and an assist in the season opener, 10/8/10 vs. SYR...Logged a three-game goal streak (3-0—3), 12/3/10-12/7/10...Accounted for five points (2-3—5) during a five-game point streak, 12/26/10-1/4/11...Enjoyed a three-point night behind two goals, including the game-winner, and an assist, 2/16/11 vs. TEX...Closed the regular season on a four-game point streak, 4/6/11-4/10/11. **2009-10:** Appeared in only 45 games with the Lake Erie Monsters, but still ranked among the team leaders with 27 points (10th) and 13 goals (T8th)...Contributed two points (0-2—2) and 6 PIM in three games with the ECHL's Charlotte Checkers...Scored a goal in his first appearance of the season, 10/30/09 vs. PEO...Followed that effort up with a two-point game (1-1—2) the following night, 10/31/09...Registered a point in four straight contests (1-3—4), 12/31/09-1/5/10...Notched two goals, his first AHL multi-goal game, 1/13/10 at HAM...Accounted for eight points (5-3—8) during a six-game point streak, 1/29/10- 2/6/10. **2008-09:** Played for three teams during his first professional season...Skated in 28 games with the ECHL's Charlotte Checkers and totaled 38 points (21-17—38) and 25 PIM in 28 games...Appeared in 25 games with the Hartford Wolf Pack and contributed three points (1-2—3) and 10 PIM...Also played in five games with the Lake Erie Monsters and recorded two PIM...Scored two goals in his professional debut with Charlotte, 10/18/08 at FLA...Registered a point in his first five games to start the ECHL season (6-3—9), 10/18/08-10/31/08...Made his AHL debut as a member of the Wolf Pack, 11/7/08 vs. WOR...Scored his first AHL goal, 11/22/08 at POR...Upon return to the ECHL, scored at least a point in six straight games (6-3—9), 12/9/08-12/19/08...Logged 10 points (3-7—10) during a second six-game point streak, 1/3/09-1/16/09...Appeared in six Kelly Cup Playoff games with Charlotte and contributed five points (2-3—5) and 21 PIM. **2007-08:** In his senior season at Wisconsin (WCHA), totaled nine points (4-5—9) and 30 PIM in 33 games...Named to the WCHA All-Academic Team. **2006-07:** As a junior, tied for eighth on the Badgers with 13 points (7-6—13) in 39 games...Thirteen points tied for the most among juniors on the team...Tied for the team lead with three game-winning goals...Netted a season-high three assists in the season opener, 10/6/06 vs. Northern Michigan. **2005-06:** Scored seven points (5-2—7) in 31 games and helped Wisconsin capture the NCAA National Championship...Named to the WCHA All-Academic Team...Scored his first goal of the season, 11/4/05 at North Dakota. **2004-05:** As a freshman at Wisconsin, totaled 10 points (5-5—10) and 18 PIM in 21 games...Finished as the third-highest scoring freshman on the team...Scored his first collegiate goal, 12/4/04 vs. Minnesota-Duluth...Tallied two goals and an assist, 1/1/05 vs. Ferris State...Recorded three assists (0-3—3) during a two-game sweep at St. Cloud State, 1/7/05 and 1/8/05. **2003-04:** In 60 games with the Sioux Falls Stampede (USHL), ranked among the league leaders with 37 goals (T1st) and 68 points (3rd) while being named the league's Rookie of the Year.

Personal: Lives in Chicago during the offseason...Married his wife Cassie, who works in real estate finance, in 2012...Has a son Bennett and another one on the way...Earned a degree in consumer science and consumer affairs from the University of Wisconsin...Best friend in hockey is Brian Sallido...Actor Harrison Ford is his second cousin...Greatest hockey memories are the 2017 Calder Cup with Grand Rapids, the 2006 NCAA Championship with Wisconsin and the 2003 Midget AAA championship with Shattuck St. Mary's...Started playing hockey at the age of four and his first position was on defense...Hockey nickname is Fordo...Hockey idol as a youth was Mike Knuble...Chose his jersey number because he wore it as a kid...Greatest influence on his hockey career has been his parents because of the sacrifices they made...Plans to stay in hockey after his playing career...First job was working as a machine shop mechanic...Greatest obstacle he's had to overcome is injuries...Proudest achievement is his family...Favorite charity is Angels Way...Most exciting places he's visited are Florence and Cinque Terre, Italy...If he could trade places for a day with another occupation, he would trade places with his dog...Also played baseball and lacrosse growing up...Most famous non-hockey person he's met is Jaw Med with ZZ Top...Favorite foods are barbecue and Mexican...Favorite movie is A Star is Born...Favorite television show is Lost...Favorite website is Reddit.com...Favorite author is John Grisham...Favorite vacation spot is Turks and Caicos...Favorite teams are the Wisconsin Badgers and the Los Angeles Dodgers.

AHL CAREER HIGHS

Games Played: 76, 2010-11	Assist Streak: 5, twice (MR: 1/29/16-2/9/16)
Goals: 29, 2011-12	Point Streak: 7, twice (MR: 1/29/16-2/9/16)
Assists: 34, 2014-15	Goals, Game: 3, 4/7/12 ADK at ALB
Points: 59, 2011-12	Assists, Game: 3, three times (MR: 2/15/17 GR vs. MB)
PIM: 78, 2011-12	Points, Game: 4, three times (MR: 4/11/15 OKC at CHI)
Goal Streak: 5, twice (MR: 12/15/17-12/29/17)	PIM, Game: 17, twice (MR: 1/24/14 OKC at CHA)

FIRSTS

AHL Game: 11/7/08 HFD at WOR	AHL Goal: 11/22/08 HFD at POR (Adam Dennis)
AHL Point: 11/22/08 HFD at POR (goal)	

Season	Team	League	Regular Season					Playoffs				
			GP	G	A	PTS	PIM	GP	G	A	PTS	PIM
2003-04	Sioux Falls	USHL	60	37	31	68	60	--	--	--	--	--
2004-05	Wisconsin	WCHA	21	5	5	10	18	--	--	--	--	--
2005-06	Wisconsin	WCHA	31	5	2	7	14	--	--	--	--	--
2006-07	Wisconsin	WCHA	39	7	6	13	38	--	--	--	--	--
2007-08	Wisconsin	WCHA	33	4	5	9	30	--	--	--	--	--
2008-09	Charlotte	ECHL	28	21	17	38	25	6	2	3	5	21
	Hartford	AHL	25	1	2	3	10	--	--	--	--	--
	Lake Erie	AHL	5	0	0	0	2	--	--	--	--	--
2009-10	Charlotte	ECHL	3	0	2	2	6	--	--	--	--	--
	Lake Erie	AHL	45	13	14	27	28	--	--	--	--	--
2010-11	Lake Erie	AHL	76	26	16	42	46	7	3	1	4	8
2011-12	Hershey	AHL	39	10	18	28	47	--	--	--	--	--
	Adirondack	AHL	31	19	12	31	31	--	--	--	--	--
2012-13	Adirondack	AHL	35	4	9	13	16	--	--	--	--	--
	Springfield	AHL	18	5	6	11	14	4	0	0	0	8
2013-14	Oklahoma City	AHL	73	25	22	47	71	--	--	--	--	--
2014-15	Oklahoma City	AHL	69	19	34	53	34	10	2	7	9	8
2015-16	Bakersfield	AHL	64	27	24	51	60	--	--	--	--	--
2016-17	Grand Rapids	AHL	51	14	21	35	28	19	8	4	12	24
2017-18	Grand Rapids	AHL	72	22	16	38	42	5	2	3	5	10
2018-19	Grand Rapids	AHL	61	11	13	24	49	--DNP (injured)--				
GRIFFINS TOTALS			184	47	50	97	119	24	10	7	17	34
AHL TOTALS			664	196	207	403	478	45	15	15	30	58
PRO TOTALS			695	217	226	443	509	51	17	18	35	79



Photo by Mark Newman

33 KADEN FULCHER

Goaltender

Height: 6'3"

Weight: 182

Catches: Left

Born: 9/23/98 in Brigden, Ontario



First season as a Griffin...Second year pro...Signed to a three-year entry-level contract by Detroit, 10/3/17...Reassigned by Detroit from Toledo, 2/22/19...Reassigned by Detroit to Toledo, 2/24/19...Reassigned by Detroit from Toledo, 3/29/19...Recalled by Detroit, 3/31/19...Assigned by Detroit to Toledo, 4/7/19.

Career Highlights: Made his NHL debut with the Red Wings and stopped 9 of 11 shots in 27:13 while appearing in relief, 4/6/19 vs. BUF...Backed up Pat Nagle while helping the ECHL's Toledo Walleye advance to the Kelly Cup Finals for the first time in franchise history...Showed a 15-7-6 record, 3.00 GAA, a 0.899 save percentage and one shutout in 28 games with the Walleye during his first professional season in 2018-19...Helped Hamilton win the OHL's J. Ross Robertson Cup in 2017-18...Named the Hap Emms Memorial Trophy winner as the CHL Memorial Cup Most Outstanding Goaltender in 2018.

2018-19: In his rookie campaign, posted a 15-7-6 record, 3.00 GAA, a 0.899 save percentage and one shutout in 28 games with the ECHL's Toledo Walleye...Made his NHL debut with the Red Wings during the team's regular season finale and stopped 9 of 11 shots in 27:13 while appearing in relief of Jimmy Howard, 4/6/19 vs. BUF...Served as a backup to Griffins goaltender Patrik Rybar on three occasions (Feb. 22 vs. TEX, Feb. 23 at CHI and March 30 at RFD) but did not see game action...Recorded 17 saves on 20 shots during his professional debut with the Walleye, 10/13/18 at GRN...Earned his first pro win after blocking 23 of 26 shots, 10/26/18 at FW...Enjoyed a season-high seven-game point streak, 10/26/18-12/7/18, posting a 6-0-1 record and a 0.902 save percentage in that span...Made 27 saves and notched his first shutout as a pro, 3/3/19 at IND...Backed up Pat Nagle in all 24 Kelly Cup Playoff games as Toledo advanced to the Kelly Cup Finals for the first time in franchise history. **2017-18:** Established career highs in GAA (2.86), save percentage (0.899), wins (32), shutouts (3), games played (55), minutes (3207) and saves (1368) as part of a 32-17-6 record with the OHL's Hamilton Bulldogs...Ranked as one of league's top netminders in GAA (7th), save percentage (T20th), wins (T3rd), shutouts (T3rd), games played (6th), minutes (6th) and saves (9th)...Helped Hamilton win the OHL's J. Ross Robertson Cup by posting a 16-5 record, a 2.70 GAA and a 0.905 save percentage in 21 postseason appearances...Paced the OHL in postseason wins and GAA while placing seventh in save percentage and second in games played...Tallied a season-high seven-game winning streak and compiled a 2.43 GAA and a 0.915 save percentage during the run, 12/9/17-1/3/18...Recorded 40 or more saves on three occasions...Tallied two five-game winning streaks in the playoffs, 3/27/18-4/7/18 and 4/11/18-4/22/18...Posted a 2-2 record in four Memorial Cup games and led all tournament goalies with a 2.27 GAA and a 0.918 save percentage. **2016-17:** Attended both the Red Wings' summer development camp and training camp as a free agent invitee prior to earning his first NHL contract...Skated in 43 games with Hamilton, recording a 19-17-6 mark to go along with a 3.21 GAA, a 0.891 save percentage and two shutouts...Placed among the OHL's top goalies in wins (14th), games played (T15th), minutes (2393, 14th), saves (1051, 15th) and shutouts (T6th)...Appeared in one game while making his OHL playoff debut, stopping 17-of-19 shots in two periods of action, 3/30/17 vs. KGN...Recorded a season-high five-game winning streak, 9/30/16-10/15/16. **2015-16:** In his first OHL season, totaled a 6-10-1 record, a 4.25 GAA and a 0.878 save percentage while appearing in games with Sarnia and Hamilton...Tallied a 2-0-1 record, a 3.30 GAA and a 0.890 save percentage in three games with Sarnia...Posted a 4-10-0 record, a 4.48 GAA and a 0.876 save percentage in 14 games with Hamilton.

FIRSTS

NHL Game: 4/6/19 DET vs. BUF

NHL Shutout: N/A

NHL Win: N/A

Season	Team	League	Regular Season						Playoffs					
			GP	W	L	O/T	GAA	SO	GP	W	L	GAA	SO	
2015-16	Sarnia	OHL	3	2	0	1	3.30	0	--	--	--	--	--	
	Hamilton	OHL	14	4	10	0	4.48	0	--	--	--	--	--	
2016-17	Hamilton	OHL	43	19	17	6	3.21	2	1	0	0	3.00	0	
2017-18	Hamilton	OHL	55	32	17	6	2.86	3	21	16	5	2.70	0	
2018-19	Toledo	ECHL	28	15	7	6	3.00	1	--	--	--	--	--	
	Detroit	NHL	1	0	0	0	4.41	0	--	--	--	--	--	
NHL TOTALS			1	0	0	0	4.41	0	--	--	--	--	--	
PRO TOTALS			29	15	7	6	3.02	1	--	--	--	--	--	

2 JOE HICKETTS

Defenseman

Height: 5'8" Weight: 180 Shoots: Left Born: 5/4/96 in Kamloops, British Columbia



Fourth season as a Griffin...Fourth year pro...Signed to a three-year entry-level contract by Detroit, 9/24/14...Reassigned from Victoria (WHL) by Detroit, 4/20/15...Reassigned from Victoria by Detroit, 4/24/16...Assigned by Detroit, 10/8/16...Assigned by Detroit, 10/11/17...Recalled by Detroit, 1/21/18...Assigned by Detroit, 1/23/18...Recalled by Detroit, 3/26/18...Assigned by Detroit, 4/4/18...Assigned by Detroit, 10/2/18...Recalled by Detroit, 10/3/18...Assigned by Detroit, 10/31/18...Recalled and then assigned by Detroit, 12/8/18...Recalled by Detroit, 4/1/19...Assigned by Detroit, 4/7/19...Re-signed to a two-year contract by Detroit, 7/17/19...Assigned by Detroit, 9/29/19.

Career Highlights: 2017 Calder Cup champion with Grand Rapids...Became the 168th Griffins alumnus to play in the NHL when he made his debut with the Red Wings, 1/22/18 at NJD...Tallied a pair of assists for his first NHL points, 3/27/18 vs. PIT...Played in his 200th pro game, 2/23/19 at CHI...Two-year captain for Victoria (WHL)...Assistant captain for Canada at the 2016 World Junior Championship in Finland...Earned a gold medal for Canada at the 2015 World Junior Championship.

2018-19: Posted 27 points (3-24—27), a plus-two rating and 67 PIM in 64 games with the Griffins and skated in 11 games with the Red Wings, averaging 18:35 of ice time...Showed one point (0-1—1) and eight PIM while playing in all five Calder Cup Playoff games...Bookended the campaign with NHL games, beginning the season with the Red Wings and skating in eight games from Oct. 4-22 and then played in the team's final three games of the regular season...Played a season-high 23:59 with the Red Wings, 10/13/18 at BOS...Paced Griffins defensemen with 27 points and 24 assists while ranking third with three goals and second with a career-high 67 PIM...Overall on the team, 27 points ranked seventh and 24 assists placed fourth...First goal of the season tied the game with 1:17 remaining in regulation in a 5-4 shootout victory, 12/15/18 vs. MIL...Scored the game-winner with 4:44 left in regulation, 12/31/18 vs. RFD...Notched a season-high two points on two occasions, contributing two assists on 11/4/18 at CLE and 2/22/19 vs. TEX...Collected six points (0-6—6) during a career-high five-game assist and point streak, 2/20/19-3/6/19...Played in his 200th career AHL game, 3/30/19 at RFD. **2017-18:** Tallied 12 points (3-9—12) and 32 PIM in 67 games with the Griffins...Added two points (0-2—2) and two PIM in five Calder Cup Playoff games...Played in his 100th game as a Griffin, 12/16/17 vs. MIL...Produced three points (0-3—3), a plus-five rating and two PIM in five games while making his NHL debut with the Red Wings...Averaged 17:20 of ice time with Detroit...Led the Red Wings in plus-minus rating...Became the 168th Griffins alumnus to play in the NHL when he made his debut, 1/22/18 at NJD...Registered a pair of assists for his first NHL points, 3/27/18 vs. PIT. **2016-17:** In his rookie campaign, led all Griffins defensemen in scoring with 34 points (7-27—34) in 73 games...Ranked seventh among the AHL's first-year blueliners in point production...Added a plus-15 rating, tied for third best among rookie defensemen, and 40 PIM...Made his professional debut, 10/14/16 vs. CHI...Recorded his first professional point on an assist, 10/15/16 at CHI...His first professional goal was the game-winner in overtime, 11/12/16 at MIL...Notched his first multi-goal game, 12/7/16 vs. CHI...Registered a season-high three assists on two occasions, 2/15/17 vs. MB and 3/4/17 at TEX...Scored eight points (1-7—8) in 19 playoff games, the most among team defensemen, helping Grand Rapids win the 2017 Calder Cup...Potted his first Calder Cup Playoff goal, 5/6/17 vs. CHI. **2015-16:** Served as a black ace for the Griffins during the Calder Cup Playoffs...As captain for Victoria (WHL), ranked seventh among league defensemen in scoring with 61 points (8-53—61) and tied for second with 53 assists in 59 games...Placed among the overall league leaders with a plus-38 rating (10th), 53 assists (T10th) and 27 power play assists (3rd)...Nominated for Outstanding Player of the Year and Top Defenseman awards in the WHL...Named to the Western Conference's First All-Star Team...Finished his career with Victoria's franchise-record for most career points by a defenseman (173) and power play assists (70)...Recorded at least one assist in 36 games during the regular season...Registered 14 multi-assist games on the season...Put together a seven-game point streak (1-8—9) including an assist in five straight, 1/23/16-2/6/16...Good for seven points (1-6—7) in six postseason games...Represented Canada at the World Junior Championships in Finland...As an assistant captain, accounted for three points (1-2—3) in five games during the tournament. **2014-15:** As captain for Victoria, ranked second on the team in scoring with 64 points (12-52—64) in 62 games...Ranked as one of the leaders among WHL defensemen with 64 points (2nd), 52 assists (2nd) and 27 power play assists (1st)...Placed among the overall league leaders in assists (T10th) and power play assists (T2nd)...Named to the Western Conference's Second All-Star Team...Logged a six-game point streak, tallying at least one assist in each game (1-8—9), 10/28/14-11/8/14...Passed out a season-high four assists, 11/15/14 at VAN...Recorded an assist in nine straight games (0-12—12), 1/24/15-2/15/15...Accounted for five points (0-5—5) and 10 PIM in 10 postseason games...Contributed three points (0-3—3) in seven games and helped Canada win the gold medal at the World Junior Championship. **2013-14:** As an assistant captain with Victoria, recorded 24 points (6-18—24) and 12 PIM in 36 games played...Ranked second in scoring among defensemen on the team and tied for eighth on the club overall...Registered a goal in the second game of the season for his first point of the year, 9/21/13 vs. VAN...Tallied two four-game point streaks, 10/4/13-10/12/13 and 1/31/14-2/5/14...Picked up two points (0-2—2) and nine PIM in nine postseason contests...Scored four points (1-3—4) in seven games and helped Canada win the bronze medal at the U18 World Junior Championship. **2012-13:** In his first season with Victoria,

recorded 24 points (6-18—24) and 45 PIM in 67 games...Ranked second in scoring among defensemen on the team and ninth overall...Scored the game-winning goal and added an assist in the first game of the season, 9/21/12 at VAN...Appeared in six playoff games and tallied one point (0-1—1).

Personal: Lives in Kamloops during the off season...Has one brother who is a referee in the Western Hockey League...Best friend in hockey is Matt Puempel...Greatest hockey memory is winning the World Junior Championship with Canada in 2015...Won the 2017 Calder Cup with Grand Rapids...Started playing hockey at the age of four and his first position was center...Hockey nicknames are Hicks and Hicky...Greatest influence on his hockey career has been his dad...First job was working as a landscaper...Greatest obstacle he's overcome is being injured for three months during his draft year...Proudest achievement is signing an NHL contract after going undrafted...Favorite charities are the BC Cancer Society and Hockey Gives Blood...If he could trade places for a day with another occupation, he would be a pilot...Also played baseball growing up...Enjoys listening to Eric Church...Favorite website is Google...Least favorite team is the Michigan Wolverines...Favorite sport to watch other than hockey is baseball.

AHL CAREER HIGHS

Games Played: 73, 2016-17	Assist Streak: 5, 2/20/19-3/6/19
Goals: 7, 2016-17	Point Streak: 5, 2/20/19-3/6/19
Assists: 27, 2016-17	Goals, Game: 2, 12/7/16 GR vs. CHI
Points: 34, 2016-17	Assists, Game: 3, twice (MR: 3/4/17 GR at TEX)
PIM: 67, 2018-19	Points, Game: 3, twice (MR: 3/4/17 GR at TEX)
Goal Streak: 2, 3/12/17-3/17/17	PIM, Game: 15, 4/10/19 GR vs. IA

FIRSTS

AHL Game: 10/14/16 GR vs. CHI	NHL Game: 1/22/18 DET at NJD
AHL Point: 10/15/16 GR at CHI (assist)	NHL Point: 3/27/18 DET vs. PIT (assist)
AHL Goal: 11/12/16 GR at MIL (Marek Mazanec)	NHL Goal: N/A

Season	Team	League	Regular Season					Playoffs				
			GP	G	A	PTS	PIM	GP	G	A	PTS	PIM
2012-13	Victoria	WHL	67	6	18	24	45	6	0	1	1	2
2013-14	Victoria	WHL	36	6	18	24	12	9	0	2	2	9
2014-15	Victoria	WHL	62	12	52	64	48	10	0	5	5	10
2015-16	Victoria	WHL	59	8	53	61	44	6	1	6	7	8
2016-17	Grand Rapids	AHL	73	7	27	34	40	19	1	7	8	8
2017-18	Grand Rapids	AHL	67	3	9	12	32	5	0	2	2	2
	Detroit	NHL	5	0	3	3	2	--	--	--	--	--
2018-19	Grand Rapids	AHL	64	3	24	27	67	5	0	1	1	8
	Detroit	NHL	11	0	0	0	0	--	--	--	--	--
NHL TOTALS			16	0	3	3	2	--	--	--	--	--
GRIFFINS/AHL TOTALS			204	13	60	73	139	29	1	10	11	18
PRO TOTALS			220	13	63	76	141	29	1	10	11	18



Photo by Mark Newman

17 TARO HIROSE

Left Wing

(*TAR-oh hih-ROH-see*)

Height: 5'10"

Weight: 160

Shoots: Left

Born: 6/30/96 in Calgary, Alberta



First season as a Griffin...First year pro...Signed to a two-year entry-level contract by Detroit, 3/12/19.

Career Highlights: Scored seven points (1-6-7) in 10 games during his NHL debut with Detroit at the end of the 2018-19 season...During his junior season at Michigan State in 2018-19, was named a Hobey Baker Award finalist, a First Team All-American, the Big Ten Player of the Year and a unanimous All-Big Ten First Team selection...Led the NCAA in multi-point games (15) and three-point games (9), while tying for the lead with 50 points, ranking third with 1.39 points per game and second with 35 assists...50 points marked the highest total for a Spartan since John-Michael Liles notched 50 in 2002-03...Became the first Spartan to hit the 100-career point mark since 2009...All-Big Ten Second Team selection in 2017-18.

2018-19: In his junior season and final year on campus, posted 50 points (15-35-50), a plus-14 rating and 12 PIM in 36 games...Joined the Red Wings after his college season ended and scored seven points (1-6-7) in 10 games while averaging 15:18 of ice time...Named a Hobey Baker Award finalist, a First Team All-American, the Big Ten Player of the Year, a unanimous All-Big Ten First Team selection, an Academic All-Big Ten selection and an All-College Hockey News First Team...Led the NCAA in multi-point games (15) and three-point games (9), while tying for the lead with 50 points, ranking third with 1.39 points per game and second with 35 assists...Big Ten scoring champion after pacing the Big Ten with 34 points, tying for the lead with 24 assists and tying for eighth with 10 goals in 24 conference-only games...Became the first Spartan to win the conference scoring title...In all games, led the Big Ten in assists and tied for the lead in points while tying for 11th in goals...50 points on the year marked the highest total for a Spartan since John-Michael Liles recorded 50 in 2002-03...35 assists were the most by a Spartan since Brad Fast notched 35 in 2002-03...Tallied his 100th career point with a goal in a 6-4 win at No. 11 Penn State, 1/12/19...First Spartan since Tim Crowder (2005-09) in 2009 to reach the century mark...Honored as the Spartans' Ron Mason Team MVP and as the team's Outstanding Offensive Player...Named a Big Ten Star of the Week on four occasions, Feb. 5, Jan. 15, Nov. 27 and Oct. 30...Named the NCAA First Star of the Week on Oct. 30 after scoring six points (2-4-6) during a two-game road sweep of No. 8 Cornell...Made his NHL debut and picked up his first point on an assist, 3/19/19 at NYR...Tallied an assist in his first five NHL games, 3/19/19-3/28/19...Netted his first NHL goal, 3/31/19 vs. BOS. **2017-18:** As a sophomore, compiled 42 points (12-30-42) and four PIM in 36 games...All-Big Ten Second Team and Academic All-Big Ten selection...At the Spartans' year-end award banquet, claimed the Ron Mason Team MVP and the team's Outstanding Offensive Player...Ranked among the NCAA's leaders with 30 assists (T11th), 1.17 points per game (T13th) and 16 power play assists (T9th)...In all games, led the Big Ten in power play assists while finishing sixth in points, tied for third in assists, tied for 18th in goals and tied for third in power play points (17)...In 24 conference-only games, ranked among the Big Ten's leaders with 25 points (T3rd), eight goals (T13th), 17 assists (4th), 1.04 points per game (T3rd) and nine power play assists (1st)...Led the Spartans in points and assists while placing third in goals...42 points were the most by a Spartan since Corey Tropp had 42 in 2009-10...Became the fourth Spartan since 2007-08 to surpass the 40-point mark...Never went more than two consecutive games without a point. **2016-17:** Totaled 24 points (6-18-24) and 23 PIM in 34 games during his freshman season...24 points marked the most by a Spartan freshman since 2009-10...Ranked among the team's leaders with 24 points (2nd), 18 assists (2nd) and six goals (T5th)...Winner of the team's Outstanding Rookie Award...Among Big Ten freshman, ranked sixth in points, tied for fourth in assists, tied for 12th in goals, first with 13 power play assists, third with 13 power play points and tied for first with two shorthanded goals...Scored his first college goal, 10/28/16 vs. Princeton, and became the first Spartan since 2009 to net his first goal while shorthanded. **2015-16:** In his final junior campaign in the British Columbia Hockey League with the Salmon Arm Silverbacks, recorded 71 points (15-56-71) and 18 PIM in 58 regular season appearances...Showed five points (1-4-5) in six playoff games...Ranked among the BCHL's leaders in points (13th), assists (4th), with 1.22 points per game (T18th) and with 16 power play assists (T18th)...Led the Silverbacks in points, assists and points per game and tied for the team lead in power play assists...Tied for seventh on the club in goals and his five power play tallies placed fifth...In the playoffs, paced the team with four assists and tied for the club lead with five points. **2014-15:** Banked 50 points (18-32-50) and 12 PIM in 58 games with Salmon Arm...Named the team's Rookie of the Year after leading the club in points and power play assists (13)...Also ranked among Salmon Arm's leaders with 32 assists (2nd), 18 goals (2nd), three power play goals (T4th) and four game-winning goals (T1st).



2019-20 SEASON



FIRSTS

NHL Game: 3/19/19 DET at NYR

NHL Goal: 3/31/19 DET vs. BOS (Jaroslav Halak)

NHL Point: 3/19/19 DET at NYR (assist)


Season	Team	League	Regular Season					Playoffs				
			GP	G	A	PTS	PIM	GP	G	A	PTS	PIM
2014-15	Salmon Arm	BCHL	58	18	32	50	12	--	--	--	--	--
2015-16	Salmon Arm	BCHL	58	15	56	71	18	6	1	4	5	0
2016-17	Michigan State	Big Ten	34	6	18	24	23	--	--	--	--	--
2017-18	Michigan State	Big Ten	36	12	30	42	4	--	--	--	--	--
2018-19	Michigan State	Big Ten	36	15	35	50	12	--	--	--	--	--
	Detroit	NHL	10	1	6	7	2	--	--	--	--	--
NHL/PRO TOTALS			10	1	6	7	2	--	--	--	--	--

13 FILIP HRONEK

Defenseman

(FIHL-ihp H'ROW-nehk)

Height: 6'0" Weight: 178 Shoots: Right Born: 11/2/97 in Hradec Kralove, Czech Republic
Drafted: Detroit's 3rd choice, 53rd overall, in 2016 NHL Entry Draft



Fourth season as a Griffin...Fourth year pro...Reassigned from Saginaw (OHL) by Detroit, 3/22/17...Assigned by Detroit, 9/30/17...Assigned by Detroit, 10/2/18...Recalled by Detroit, 10/3/18...Assigned by Detroit, 10/23/18...Recalled by Detroit, 12/14/18...Assigned by Detroit, 1/22/19...Recalled by Detroit, 2/16/19...Assigned and recalled by Detroit, 2/25/19...Assigned by Detroit, 4/7/19.

Career Highlights: 2017 Calder Cup champion with Grand Rapids...Became the 171st Griffins alumnus to play in the NHL when he made his debut with the Red Wings, 10/4/18 vs. CBJ...Selected to the all-star team and named the tournament's best defenseman at the 2019 IIHF World Championship after pacing all tournament blueliners with 11 points (3-8—11) in 10 games...Scored his first NHL goal, 10/13/18 at BOS...First player in Griffins history to record an overtime goal in back-to-back contests, 11/24/18 at CHI and

11/26/18 at IA...Recorded an eight-game assist streak to match a Griffins record, 11/23/18-12/7/18...Named to the 2017-18 AHL All-Rookie Team, the fourth defenseman in team history to be named to the All-Rookie Team and the eighth Griffin overall to garner such accolades...Tied the franchise's single-season scoring record for rookie defensemen with 39 points in 2017-18...Named an OHL Third Team All-Star in 2016-17...Named Saginaw's MVP in 2016-17 after leading the team in assists and power play points...Represented the Czech Republic at the 2019 and 2018 IIHF World Championships and the 2017 and 2016 IIHF World Junior Championships, captaining the club in 2017.

2018-19: Split his second full professional season in North America between the Red Wings and Griffins...Skated in 31 games with Grand Rapids and tallied 24 points (7-17—24), an even rating and 45 PIM...Four power play goals led team defensemen and tied for 14th among AHL defensemen...Ranked as one of the Griffins' defensemen leaders with 24 points (2nd), seven goals (1st), 17 assists (2nd) and 0.77 points/game (1st)...Produced three points (0-3—3), the most among Griffins defensemen, while skating in all five Calder Cup Playoff games...28 PIM in the postseason ranked fourth among AHL defensemen...Registered 23 points (5-18—23) and 30 PIM while averaging 19:57 of ice time in 46 games with Detroit...Ranked as one of the NHL's rookie defensemen leaders with 23 points (4th), five goals (T5th), 18 assists (4th) and 0.50 points/game (2nd, minimum five games played)...First Red Wings rookie defenseman to average a half-point-per-game or better since Nicklas Lidstrom in 1991-92 (0.75), and his 23 points tied for the ninth-highest total in franchise history and equal the highest total by a Detroit rookie defenseman (along with Danny DeKeyser) since both Vladimir Konstantinov (34) and Lidstrom (60) in 1991-92...Represented the Czech Republic at the 2019 IIHF World Championship and was named the tournament's best defenseman and to the all-star team after leading all tournament defensemen with 11 points (3-8—11) in 10 games...Began the season with the Red Wings and was one of five players to make his NHL debut in Detroit's season-opening game against Columbus on Oct. 4, making the Red Wings the first team to have five or more players debut in the same game since 1985-86...Became the 171st Griffins alumnus to play in the NHL when he made his debut with Detroit, 10/4/18 vs. CBJ...Scored his first NHL point on an assist, 10/11/18 vs. TOR...Scored his first NHL goal, 10/13/18 at BOS...Tallied an assist in Griffins season debut, 10/26/18 at BEL...Became the first player in Griffins history to record an overtime goal in back-to-back contests, 11/24/18 at CHI and 11/26/18 at IA...Two overtime goals tied for the third most in a single season in franchise history...Logged an eight-game assist and point streak, both of which set career highs and were a longest by a Griffin this season, 11/23/18-12/7/18...Eight-game assist streak equaled the Griffins' record which was established by center Valtteri Filppula from 3/26/06-10/13/06...Eight-game point streak matched Bryan Helmer (2/25/06-3/14/06) for the longest single-season point streak by a Griffins defenseman since 1999-00...Scored two power play goals in a 56-second span at 18:39 and 19:35 of the third period to help the Griffins to a 2-1 victory and post his first career two-goal game, 2/6/19 vs. MB...Concluded the NHL season on a season-high four-game assist and point streak, collecting five points in that span (1-4—5), 3/31/19-4/6/19. **2017-18:** In his first full professional season, recorded 39 points (11-28—39), a plus-24 rating and 44 PIM in 67 games with the Griffins and was named to the AHL All-Rookie Team...Tied Robbie Russo's mark from 2015-16 as the top single-season rookie defenseman scorer in Griffins history...In addition to leading all team defensemen in points, goals, assists, plus-minus and power play points (3-15—18), ranked among the overall club leaders in points (5th), goals (7th), assists (4th), plus-minus (1st) and power play points (T4th)...Ranked among the league's rookie defensemen leaders in points (2nd), goals (2nd), assists (T2nd), plus-minus (2nd) and power play assists (3rd)...Placed among all AHL defensemen leaders in points (T7th), goals (T8th), assists (T12th), plus-minus (T11th), power play assists (8th), and game-winning goals (4, T1st)...Recorded two assists for his first AHL multi-point game, 11/8/17 vs. SA...Notched an assist and finished with a plus-five rating, 2/4/18 at CLE...Registered a five-game point streak, 2/2/18-2/10/18...Scored his 10th goal of the campaign, 4/12/18 at SA...Notched a career-high four points behind a goal and three assists in the season finale, 4/14/18 vs. CLE...Finished with one assist and 14 PIM in five Calder Cup Playoff games. **2016-17:** In his first season in North America, tallied 61 points (14-47—61) and 60 PIM with the OHL's Saginaw



Spirit...Named an OHL Third Team All-Star after ranking among the league's top defensemen in scoring (T4th), assists (5th) and goals (T9th)...Led Saginaw in assists, plus/minus rating (+15) and power play points (4-17—21) and was named the Spirit's MVP...Captained the Czech Republic at the World Junior Championship, scoring four points (2-2—4) in five games...Totaled 13 multi-assist games...Scored 15 points (3-12—15) during a season-high seven-game point streak, 1/15/17-1/29/17...Notched a season-high four points (1-3—4), 2/20/17 at SAR...Tallied back-to-back three-point games, 1/28/17 vs. WSR and 1/29/17 at SAR...Made his professional debut with the Griffins after Saginaw's season concluded, recording two points (1-1—2) and four PIM in 10 games...Skated in two postseason games and helped Grand Rapids win the Calder Cup...His first pro goal came on the power play, 3/29/17 vs. MIL. **2015-16:** Saw action with three different teams...Scored 16 points (4-12—16) in 13 games with Hradec Kralove's junior team...Appeared in 40 games with Hradec Kralove of the Czech Extraliga and added four assists before leading the team in points (4-5—9) and assists in 10 playoff games...Played in 12 games with Litomerice of the Czech's second-tier league and tallied four points (2-2—4)...Had two points (0-2—2) and four PIM in five games with the Czech Republic at the World Junior Championship. **2014-15:** Appeared in games for Hradec Kralove's U18, junior and senior team...Appeared in 33 games with the U18 club, scoring 24 points (5-19—24) and adding 108 PIM...Chipped in nine points (4-5—9) and 35 PIM in nine playoff games...Tallied 17 points (4-13—17) and 26 PIM in 23 games with the junior team and skated in one postseason contest...Debuted with the senior team, tallying two PIM in one game...Represented Czech Republic at the 18U World Junior Championship and compiled three points (0-3—3) and six PIM. **2013-14:** Potted 15 points (8-7—15) and had 56 PIM in 43 games with Hradec Kralove's U18 team...Added one point and two PIM in four playoff games.

AHL CAREER HIGHS

Games Played: 67, 2017-18	Assist Streak: 8, 11/23/18-12/7/18
Goals: 11, 2017-18	Point Streak: 8, 11/23/18-12/7/18
Assists: 28, 2017-18	Goals, Game: 2, 2/6/19 GR vs. MB
Points: 39, 2017-18	Assists, Game: 3, 4/14/18 GR vs. CLE
PIM: 45, 2018-19	Points, Game: 4, 4/14/18 GR vs. CLE
Goal Streak: 2, three times (MR: 11/24/18-11/26/18)	PIM, Game: 14, 12/8/18 GR at IA

FIRSTS

AHL Game: 3/24/17 GR vs. RFD	NHL Game: 10/4/18 DET vs. CBJ
AHL Point: 3/29/17 GR vs. MIL (goal)	NHL Point: 10/11/18 DET vs. TOR (assist)
AHL Goal: 3/29/17 GR vs. MIL (Marek Mazanec)	NHL Goal: 10/13/18 DET at BOS (Tuukka Rask)

Season	Team	League	Regular Season					Playoffs				
			GP	G	A	PTS	PIM	GP	G	A	PTS	PIM
2013-14	Hr. Kralove U18	Czech U18	43	8	7	15	56	4	0	1	1	2
2014-15	Hr. Kralove U18	Czech U18	33	5	19	24	108	9	4	5	9	35
	Hr. Kralove Jr.	Czech Jr.	23	4	13	17	26	1	0	0	0	0
2015-16	Hr. Kralove	Czech	1	0	0	0	2	--	--	--	--	--
	Hr. Kralove Jr.	Czech Jr.	13	4	12	16	12	10	4	5	9	28
	Hr. Kralove	Czech	40	0	4	4	22	--	--	--	--	--
	Litomerice	Czech-2	12	2	2	4	18	--	--	--	--	--
2016-17	Saginaw	OHL	59	14	47	61	60	--	--	--	--	--
	Grand Rapids	AHL	10	1	1	2	4	2	0	0	0	6
2017-18	Grand Rapids	AHL	67	11	28	39	44	5	0	1	1	14
2018-19	Grand Rapids	AHL	31	7	17	24	45	5	0	3	3	28
	Detroit	NHL	46	5	18	23	30	--	--	--	--	--
NHL TOTALS			46	5	18	23	30	--	--	--	--	--
GRIFFINS/AHL TOTALS			108	19	46	65	93	12	0	4	4	48
PRO TOTALS			207	26	70	96	165	12	0	4	4	48

7 OLIVER KASKI

Defenseman


(AW-lih-vuhr KAH-skee)

Height: 6'3"

Weight: 195

Shoots: Right

Born: 9/4/95 in Pori, Finland



First season as a Griffin...Fourth year pro...Signed to a one-year entry-level contract by Detroit, 5/28/19...Assigned by Detroit, 9/28/19.

Career Highlights: Won the Lasse Oksanen Award as the league's best player during the regular season after leading all defensemen in goals (19) and points (51) in 59 games for the Lahti Pelicans in the SM-Liiga, Finland's top professional league...Posted the third highest-scoring season ever by a defenseman in the SM-Liiga, trailing only Pekka Rautakallio (25-28—53 in 1978-79) and Brian Rafalski (19-34—53 in 1998-99)...Won a gold medal with Finland at the 2019 IIHF World Championship...Appeared in 32 games with Western Michigan University from 2015-17.

2018-19: Skated in 59 games with the Lahti Pelicans in the SM-Liiga, Finland's top professional league, and posted 51 points (19-32—51)...Won the Lasse Oksanen Award as the league's best player during the regular season after leading all defensemen in goals (19) and points (51)...Won the Pekka Rautakallio Award as the league's best defenseman...Ranked sixth overall in the league in scoring...Produced the third highest-scoring season ever by a defenseman in the SM-Liiga, trailing only Pekka Rautakallio (25-28—53 in 1978-79) and Brian Rafalski (19-34—53 in 1998-99)...Showed four points (2-2—4) in six playoff games...Named the league's player of the month for January...Made his national team debut and won a gold medal with Finland at the 2019 IIHF World Championship, collecting two assists in 10 games. **2017-18:** Skated in 49 games with HIFK Helsinki in the SM-Liiga and tallied 16 points (9-7—16) and 10 PIM...Tied for ninth on the club with nine goals...Scored seven points (3-4—7) in 13 postseason contests to rank eighth on the team. **2016-17:** Started the season with Western Michigan and appeared in one game...Returned to Finland and appeared in games with HIFK Helsinki's senior and U20 club, and Kiekko-Vantaa of Finland's second-tier league...In three games with the U20 team, posted five points (3-2—5)...Made his professional debut with HIFK Helsinki, tallying six points (2-4—6) in 36 games in the SM-Liiga...Showed two points (1-1—2) in 12 playoff games with HIFK Helsinki...Had one assist in three games with Kiekko-Vantaa. **2015-16:** In his first season in North America, played in 31 games with Western Michigan University, netting 12 points (4-8—12) and four PIM...Tied for ninth overall on the team in scoring...Among team defensemen, ranked first in goals, third in assists and third in points...First Finnish national to play for the Broncos. **2014-15:** Played in 48 games with Assat in Finland's U20 league and finished with 37 points (10-27—37) and 12 PIM...Ranked fifth on the team in scoring, tied for eighth in goals and second in assists...Had one assist in four playoff games. **2013-14:** Logged 17 points (10-7—17) and 10 PIM in 37 games with Assat in Finland's U20 league...Tied for eighth on the club in goals...Showed two points (1-1—2) in seven postseason games. **2012-13:** Recorded 24 points (14-10—24) and six PIM in 37 appearances with Assat in Finland's U18 league...Placed third on the club in points, second in goals and tied for sixth in assists.

Personal: Lives in Helsinki, Finland, during the off season...Has three sisters...Best friends in hockey are Niko Ojamaki and Vili Saarijarvi in Grand Rapids...Greatest hockey memory and proudest achievement is winning the 2019 IIHF World Championship with Finland...Started playing hockey at the age of three and his first position was forward...Hockey nicknames are Kas, Olli and Opa...Hockey idol as a youth was Erik Karlsson...Chose his jersey number because his dad wore it...Greatest influence on his hockey career has been his dad because he taught him everything about hockey...First job was working in the summertime at a gym...Supports charities that benefits kids...Most exciting place he's visited is Venice...An interesting fact about him is he speaks four languages: Swedish, Finnish, German and English...If he could trade places for a day with another occupation, he would be a pro golfer...Also played golf, soccer and badminton growing up...Once met the president of Finland...Favorite food is sushi...Enjoys all types of music...Favorite movie is *Good Will Hunting*...Favorite television show is *Friends*...Favorite website is YouTube...Favorite author is Dan Brown...Enjoys vacationing at the French Riviera...Favorite sport to watch other than hockey is golf...Enjoys golf, movies and drawing.

Season	Team	League	Regular Season					Playoffs				
			GP	G	A	PTS	PIM	GP	G	A	PTS	PIM
2012-13	Assat	Finland U18	37	14	10	24	6	--	--	--	--	--
2013-14	Assat	Finland U20	37	10	7	17	10	7	1	1	2	0
2014-15	Assat	Finland U20	48	10	27	37	12	4	0	1	1	0
2015-16	Western Michigan	NCHC	31	4	8	12	4	--	--	--	--	--
2016-17	Western Michigan	NCHC	1	0	0	0	0	--	--	--	--	--
	HIFK Helsinki	Finland U20	3	3	2	5	2	--	--	--	--	--
	HIFK Helsinki	Finland	36	2	4	6	0	12	1	1	2	0
	Kiekko-Vantaa	Finland-2	3	0	1	1	0	--	--	--	--	--
2017-18	HIFK Helsinki	Finland	49	9	7	16	10	13	3	4	7	0
2018-19	Lahti	Finland	59	19	32	51	10	--	--	--	--	--
PRO TOTALS			147	30	44	74	20	25	4	5	9	0

28 JOSH KESTNER

Forward

Height: 6'0"

Weight: 173

Shoots: Right

Born: 11/8/93 in Huntsville, Ala.



First season as a Griffin...Second year pro...Signed to an amateur tryout by Toronto (AHL), 3/6/18...Released from amateur tryout, 5/5/18...Signed to a one-year contract by Toronto (AHL), 6/18/18...Recalled by Toronto from Newfoundland (ECHL), 2/25/19...Assigned by Toronto to Newfoundland (ECHL), 2/28/19...Signed to a one-year contract, 7/1/19.

Career Highlights: 2019 Kelly Cup champion with the Newfoundland Growlers... Became the second player in the University of Alabama in Huntsville program history to earn All-WCHA distinction after being named to the conference's second team as a senior in 2017-18...Two-time selection to the WCHA All-Academic Team (2015-16, 2017-18)...Made his pro debut with the Toronto Marlies on 3/16/18 and scored his first goal in the same game.

2018-19: In his first full professional season, helped the ECHL's Newfoundland Growlers capture the Kelly Cup... Skated in 61 regular season games and ranked among the team's leaders with 49 points (6th), 22 goals (5th) and 27 assists (6th) while adding a plus-eight rating and 44 PIM...Among ECHL rookies, tied for 20th in points and 12th in goals...Appeared in 21 postseason games and ranked among the Growlers' leaders with 16 points (5th), nine goals (T2nd), seven assists (T7th) and a plus-eight rating (T2nd), and showed 14 PIM...Among all ECHL skaters in the playoffs, tied for 12th in points, tied for sixth in goals and tied for sixth in plus-minus...Among ECHL rookies in the postseason, tied for fourth in points, tied for second in goals and tied for eighth in assists...Appeared in one game with the Toronto Marlies, 2/27/19 vs. MB...Made his ECHL debut, 10/24/18 at Reading...Scored his first ECHL goal, 10/27/18 at Brampton. **2017-18:** In his senior season at the University of Alabama in Huntsville, established career highs and paced the team with 32 points and 24 goals...Selected to the All-WCHA Second Team after tying for the conference lead in goals...Became only the second player in program history to earn All-WCHA distinction...Named to the WCHA All-Academic Team...24 goals matched the program's Division I era single-season record, set by Bruce Mulherin in 2004-05...In all games, ranked among the WCHA's leaders with 32 points (T16th) and nine power play goals (T2nd)...In conference-only games, placed as one of the leaders with 19 goals (T1st), 25 points (T11th), 12 power play points (T5th), nine power play goals (1st) and 81 shots (T10th)...Joined the Toronto Marlies on an amateur tryout after his college season ended and tallied one goal in three games while making his professional debut...Scored a goal in his first game and it was the game-winner, 3/16/18 at BEL. **2016-17:** Recorded 22 points (9-13—22) and 28 PIM in 34 games during his junior season...WCHA Scholar Athlete...Paced the Chargers with 22 points while ranking as one of the team's leaders with nine goals (T1st), 13 assists (2nd), 84 shots (1st), two power play goals (T4th) and two game-winning goals (T1st)...In conference-only games, tied for 15th in the league in scoring with 19 points. **2015-16:** Skated in 26 games as a sophomore, contributing eight points (7-1—8) and 20 PIM...Selected to the WCHA All-Academic Team...Tied for second on the roster in goals and tied for ninth in points...All of his points came in WCHA contests. **2014-15:** During his freshman season, played in 35 games, netting six points (4-2—6) and tallying 26 PIM...Ranked sixth on the team in goals with four...Made his college debut, 10/10/14 at Colorado College...Scored his first college goal, 10/25/14 at Minnesota State.



2019-20 SEASON



AHL CAREER HIGHS

Games Played: 3, 2017-18

Goals: 1, 2017-18

Assists: N/A

Points: 1, 2017-18

PIM: 4, 2018-19

Goal Streak: N/A

Assist Streak: N/A

Point Streak: N/A

Goals, Game: 1, 3/16/18 TOR at BEL

Assists, Game: N/A

Points, Game: 1, 3/16/18 TOR at BEL

PIM, Game: 4, 2/27/19 TOR vs. MB

FIRSTS

AHL Game: 3/16/18 TOR at BEL

AHL Point: 3/16/18 TOR at BEL (goal)

AHL Goal: 3/16/18 TOR at BEL (Marcus Hogberg)

Season	Team	League	Regular Season					Playoffs				
			GP	G	A	PTS	PIM	GP	G	A	PTS	PIM
2014-15	Alabama Huntsville	WCHA	35	4	2	6	26	--	--	--	--	--
2015-16	Alabama Huntsville	WCHA	26	7	1	8	20	--	--	--	--	--
2016-17	Alabama Huntsville	WCHA	34	9	13	22	28	--	--	--	--	--
2017-18	Alabama Huntsville	WCHA	37	24	8	32	30	--	--	--	--	--
2018-19	Toronto	AHL	3	1	0	1	2	0	0	0	0	0
	Newfoundland	ECHL	61	22	27	49	44	21	9	7	16	14
	Toronto	AHL	1	0	0	0	4	--	--	--	--	--
AHL TOTALS			4	1	0	1	6	0	0	0	0	0
PRO TOTALS			65	23	27	50	50	21	9	7	16	14

21 RYAN KUFFNER

Left Wing

Height: 6'0"

Weight: 190

Shoots: Left

Born: 6/12/96 in Ottawa, Ontario



First season as a Griffin...First year pro...Signed to a two-year entry-level contract by Detroit, 3/12/19...Assigned by Detroit, 9/28/19.

Career Highlights: Made his NHL debut with the Red Wings at the end of the 2018-19 season, skating in 10 games...Finished his Princeton University career as the school's all-time leading goal scorer (75) while placing second in points (152)...As a senior in 2018-19, named an NCAA East First Team All-American, First Team All-ECAC, First Team All-Ivy League and a Hobey Baker Award nominee after finishing second in the nation in both points per game (1.42) and goals per game (0.71)...An NCAA East Second Team All-American in 2017-18, he is the first Tiger in program history to earn two All-America honors since the awards were created in 1947-48...Holds the Princeton single-season record for goals in season after netting 29 in 2017-18.

2018-19: In his senior season at Princeton, led the team with 44 points (22-22-44) and 22 goals in 31 games while adding a plus-two rating and eight penalty minutes...Made his NHL debut with the Detroit Red Wings after his college season ended, skating in 10 games and averaging 10:56 of ice time...Named a Hobey Baker Award nominee, NCAA East First Team All-American, First Team All-ECAC, First Team All-Ivy League, ECAC Player of the Year finalist, College Hockey News Second Team All-American and USCHO Second Team All-American...Awarded the team's Richard E. Vaughan Cup, which is given to the varsity player who best exemplifies perseverance and dedication to Princeton Hockey, for the second straight season...First Princeton Tiger in school history to earn two All-American honors since the awards were created in 1947-48 after being named to the second team as a junior...Finished second in the NCAA in both points per game (1.42) and goals per game (0.71)...Led the ECAC in goals while ranking among the leaders in points (3rd), assists (T8th) and with seven power play goals (T5th)...Ranked sixth in the NCAA in goals and tied for 12th in points...22 goals and 44 points were both the eighth most in school history for a single season...Finished his Princeton career holding the team record for all-time goals (75) and games played (132) while placing second in points (152)...Named the ECAC Player of the Month for February after leading the league with 13 points (7-6-13) in eight games...Named ECAC Player of the Week on Nov. 5, Nov. 12 and Feb. 25...Logged 7:08 of ice time while making his NHL debut, 3/16/19 vs. NYI. **2017-18:** As a junior, led Princeton with 29 goals while placing second with 52 points (29-23-52) in 36 games...Added a team-best plus-24 rating and had six PIM...Named an NCAA East Second Team All-American, Second Team All-ECAC, All-Ivy League Honorable Mention and to the ECAC All-Academic Team...Awarded the team's Richard E. Vaughan Cup, which is given to the varsity player who best exemplifies perseverance and dedication to Princeton Hockey...Helped Princeton win the ECAC Tournament championship and earn an automatic bid to the NCAA Tournament...Finished second in the NCAA in goals per game (0.81) and fifth in points per game (1.44)...29 goals were the most ever in a single season at Princeton and his 52 points were fourth most...Paced the ECAC in goals and plus-minus rating while ranking among the leaders in points (2nd) and assists (T5th), and with eight power play goals (T2nd), four game-winning goals (6th) and two hat tricks (2nd)...Named the ECAC Player of the Month for February after posting 16 points (10-6-16) in eight games...Named the ECAC Player of the Week and the NCAA First Star of the Week on Feb. 6 after scoring nine points (6-3-9) in three games during the week...Named the ECAC Player of the Week on March 6 after tallying seven points (3-4-7) in a pair of contests...Accumulated 31 points (18-13-31) during a season-high 13-game point streak. **2016-17:** Led Princeton in goals (19) and points (19-17-36) in 34 games as a sophomore...Had just two PIM...Named to the All-Ivy Third Team and to the ECAC All-Academic Team...Awarded the team's Richard E. Vaughan Cup, which is given to the varsity player who best exemplifies perseverance and dedication to Princeton Hockey...Ranked among the ECAC's leaders in points (T10th) and goals (7th)...In conference-only games, ranked among the ECAC leaders with 22 points (T11th) and 11 goals (T8th). **2015-16:** In his freshman season, paced Princeton in points (5-15-20) and assists (15) while tying for fourth in goals (5)...Named to the ECAC All-Rookie Team and to the ECAC All-Academic Team...Finished 18th on the school's all-time single-season freshman points list. **2014-15:** In his final CCHL season with the Gloucester Rangers, tallied 70 points (33-37-70) and 16 PIM in 49 appearances...Ranked among the league's leaders with 70 points (T8th), 33 goals (6th), 37 assists (T14th), 10 power play goals (T5th) and five game-winning goals (T6th)...Alternate captain and helped the team make its first CCHL playoff appearance...CCHL Player of the Month and was one of the All-Canada Three Stars for October...Earned a spot on the CCHL Yzerman All-Star Team...Named to the CCHL All-Academic Team...Represented Canada at the 2015 World Junior A Challenge. **2013-14:** In his first full CCHL campaign, logged 45 points (22-23-45) and eight PIM in 49 games with Gloucester...Named to the CCHL All-Academic Team...Placed among the team's leaders with 45 points (5th), 22 goals (4th), 23 assists (T5th) and six power play goals (5th). **2012-13:** Played in three games with Gloucester after concluding his season with the Ottawa Jr. 67s Midget AAA club.

Personal: Lives in Ottawa during the off season...Great uncle, Ed Gorman, played four NHL seasons (1924-28) between Ottawa and Toronto and won the Stanley Cup in 1926-27 with the Senators...Majored in economics and finance at Princeton...Has one brother and he played golf in college...Best friend in hockey is Max Veronneau in



2019-20 SEASON



Ottawa's organization...Greatest hockey memory is winning the ECAC Championship with Princeton...Started playing hockey at the age of three and his first position was center...Hockey nickname is Kuff...Hockey idol as a youth was Sidney Crosby...Greatest influences on his hockey career are is mom, dad and brother because they give him confidence...After his playing career, plans to be a golfer and an investment banker...First job was working as a tennis court supervisor...Proudest accomplishment is playing in college for four years...Favorite charities are the CNIB and the Canadian March of Dimes...Most exciting things he's done is going on a safari in South Africa and going to watch Tiger Woods...An interesting fact about him is he absolutely loves golfing and he played tennis competitively until college...If he could trade places for a day with another occupation, he would be a PGA player...Also speaks French...Played golf, tennis and soccer growing up...Lists investing as an entrepreneurial interest...Most famous non-hockey person he's ever met is Dave Portnoy...Favorite quote is "you were born to be hockey players, every single one of you!"...Favorite food is burrito bowls...Favorite music artists are Kanye and Thomas Rhett...Favorite movie is Good Will Hunting...Favorite television show is *Prison Break*...Favorite website is Barstool Sports...Favorite book is *Harvey Penick's Little Red Book*...Favorite vacation spot is South Africa...Favorite sports team is the Princeton Tigers...Favorite sport to watch other than hockey is golf.

FIRSTS

NHL Game: 3/16/19 DET vs. NYI

NHL Goal: N/A

NHL Point: N/A

Season	Team	League	Regular Season					Playoffs				
			GP	G	A	PTS	PIM	GP	G	A	PTS	PIM
2012-13	Gloucester	CCHL	3	0	0	0	0	--	--	--	--	--
2013-14	Gloucester	CCHL	49	22	23	45	8	--	--	--	--	--
2014-15	Gloucester	CCHL	49	33	37	70	16	--	--	--	--	--
2015-16	Princeton	ECAC	31	5	15	20	4	--	--	--	--	--
2016-17	Princeton	ECAC	34	19	17	36	2	--	--	--	--	--
2017-18	Princeton	ECAC	36	29	23	52	6	--	--	--	--	--
2018-19	Princeton	ECAC	31	22	22	44	8	--	--	--	--	--
	Detroit	NHL	10	0	0	0	0	--	--	--	--	--
NHL/PRO TOTALS			10	0	0	0	0	--	--	--	--	--

30 FILIP LARSSON

Goaltender
(FIHL-ihp)

Height: 6'2" **Weight:** 195 **Catches:** Left **Born:** 8/17/98 in Stockholm, Sweden
Drafted: Detroit's 6th choice, 167th overall, in 2016 NHL Entry Draft



First season as a Griffin...First year pro...Signed to a three-year entry-level contract by Detroit, 4/15/19...Signed to an amateur tryout, 4/16/19...Assigned by Detroit, 9/29/19.

Career Highlights: Backstopped Denver to the 2019 Frozen Four after posting back-to-back shutouts in the NCAA West Regional...One of six goalies in NCAA history to notch back-to-back clean sheets in a regional tournament since the NCAA instituted the new postseason format in 2003...Named to the 2019 NCHC All-Rookie Team and was a finalist for the conference's Goaltender of the Year award...0.932 save percentage and 1.95 GAA career marks both rank second all-time in Denver history...In 2017-18, named the USHL Goaltender of the Year and to the First All-Star Team after posting the highest save percentage in league history (0.941), the second-best GAA (1.65) and the fourth-most shutouts (7)...Won a silver medal with Sweden at the 2018 IIHF World Junior Championship.

2018-19: In his first and only college campaign, posted a 13-6-3 record, a 1.95 GAA, a 0.932 save percentage and four shutouts in 22 games with the Denver Pioneers...Backstopped Denver to the 2019 Frozen Four after posting back-to-back shutouts in the NCAA West Regional...One of six goaltenders in NCAA history to record consecutive clean sheets in a regional tournament since the NCAA instituted the new postseason format in 2003...Named to the 2019 NCHC All-Rookie Team and a finalist for the conference's Goaltender of the Year award...Co-recipient of the Pioneers' Bill Masterton Award for team MVP...1.95 GAA ranked 11th in the NCAA and third in the NCHC while his 0.932 save mark placed sixth in the NCAA and second in the NCHC...Among the program's single-season records, 1.95 GAA places seventh and 0.932 save percentage ties for third...Made his college debut on Nov. 24 after missing the beginning of the season due to injury...Named the NCHC Goaltender of the Month for December, his first full month of collegiate action, after stopping 52 of 54 shots in two appearances...Halted 50 of 52 shots, including a shutout on Jan. 12, during a two-game sweep of Omaha to earn NCHC Goaltender of the Week honors on Jan. 14...Named NCHC Goaltender of the Week on Feb. 4 after blocking 79 of 81 shots, including a season-high 45 saves on Feb. 1, during a two-game sweep of North Dakota...Named Hockey Commissioners' Association National Rookie of the Month for March/April and the NCHC Goaltender of the Month for March/April after posting a 5-3-0 record, a 1.22 GAA, a 0.957 save percentage and three shutouts in eight games during that stretch. **2017-18:** In his first season in North America, posted an 18-10-0 record, a 1.65 GAA, a 0.941 save percentage and seven shutouts in 30 games with the USHL's Tri-City Storm...Named the USHL Goaltender of the Year and to the First All-Star Team after posting the highest save percentage in league history, the second-best GAA and fourth-most shutouts...First goalie in the history of the Tri-City Storm to be named USHL Goaltender of the Year...Allowed two goals or fewer in 24 of his 30 appearances this season and allowed one goal or fewer in 17 games...Named the USHL Goaltender of the Week on Oct. 23 after recording two wins and stopping 50 of 51 shots against Omaha on Oct. 20 and Lincoln on Oct. 21...Picked up two wins and blocked 42 of 44 shots, including a shutout on Dec. 1, and earned USHL Goaltender of the Week honors on Dec. 4...Won a silver medal with Sweden at the 2018 IIHF World Junior Championship, appearing in one game during the tournament and tallied a 2.00 GAA and a 0.909 save percentage. **2016-17:** In his final season of Swedish junior hockey, posted the best save percentage in the league at 0.939 to go along with a 2.24 GAA and a 17-14-0 record in 31 appearances with Djurgardens IF in the U20 league...Appeared in two playoff games and tallied a 0-2 record, a 2.06 GAA and a 0.937 save mark. **2015-16:** Split the campaign between Djurgardens' under-18 and under-20 teams...Posted a 2-2-0 record, a 3.21 GAA and a 0.877 save percentage in four games with the under-18 club...Showed a 2-2 mark and a 2.56 GAA in four playoff games...Compiled a 9-10-0 mark to go along with a 3.86 GAA and a 0.872 save mark in 19 games with the U-20 team. **2014-15:** Spent majority of the season with Djurgardens' under-18 club...In 34 games with the U18 team, tallied a 21-13-0 record, a 2.28 GAA and three shutouts...Skated in five postseason contests with the U18 club and showed a 3-2 record, a 1.80 GAA and a pair of shutouts...Appeared in one game with Djurgardens' under-20 team and finished with a 0-1-0 record, a 3.69 GAA and a 0.892 save percentage.

Personal: Has one older brother...Started playing hockey at the age of six...Hockey nickname is Lars...Hockey idol as a youth was Henrik Lundqvist...First job was cleaning...Great obstacle he's overcome is coming back after groin surgery...Also speaks Swedish...Played soccer, floorball and tennis growing up...Favorite food is seafood...Favorite movie is *Ace Ventura*...Favorite television show is *Californication*...Favorite vacation spot is Spain...Favorite sports team is University of Denver...Favorite sport to watch other than hockey is soccer.



2019-20 SEASON



Season	Team	League	Regular Season							Playoffs				
			GP	W	L	O/T	GAA	SO		GP	W	L	GAA	SO
2014-15	Djurgardens IF	Swe-U18	34	21	13	0	2.28	3		5	3	2	1.80	2
	Djurgardens IF	Swe-U20	1	0	1	0	3.69	0		--	--	--	--	--
2015-16	Djurgardens IF	Swe-U18	4	2	2	0	3.21	0		4	2	2	2.56	0
	Djurgardens IF	Swe-U20	19	9	10	0	3.86	0		--	--	--	--	--
2016-17	Djurgardens IF	Swe-U20	31	17	14	0	2.24	2		2	0	2	2.06	0
2017-18	Tri-City	USHL	30	18	10	0	1.65	7		--	--	--	--	--
2018-19	Denver	NCHC	22	13	6	3	1.95	4		--	--	--	--	--

18 BRIAN LASHOFF


Defenseman
(LASH-awf)

Height: 6'3"

Weight: 215

Shoots: Left

Born: 7/16/90 in Albany, N.Y.



Alternate captain...11th season as a Griffin...10th year pro...Signed to a three-year entry-level contract by Detroit, 9/29/08...Assigned to Barrie (OHL) by Detroit, 9/30/08...Traded to Kingston (OHL) by Barrie with Mitch Lebar and Colt Kennedy for Josh Brittain and Peter Stevens, 12/4/08...Assigned to Kingston by Detroit, 9/14/09...Reassigned from Kingston by Detroit, 3/20/09...Reassigned from Kingston by Detroit, 4/1/10...Reassigned to Kingston by Detroit, 4/12/10...Assigned by Detroit, 10/3/10...Reassigned to Toledo (ECHL) by Detroit, 12/1/10...Reassigned from Toledo by Detroit, 12/5/10...Recalled by Detroit, 4/11/11...Assigned by Detroit, 10/2/11...Recalled by Detroit, 4/16/12...Assigned by Detroit, 9/14/12...Recalled by Detroit, 1/13/13...Assigned by Detroit, 1/18/13...Recalled by Detroit, 1/21/13...Re-signed to a three-year contract by Detroit, 2/25/13...Assigned by Detroit, 3/31/13...Recalled by Detroit, 4/3/13...Assigned by Detroit, 5/10/13...Assigned by Detroit, 1/31/15...Assigned by Detroit, 10/5/15...Re-signed to a one-year contract

by Detroit, 6/16/16...Assigned by Detroit, 10/9/16...Recalled by Detroit, 12/3/16...Assigned by Detroit, 12/28/16...Recalled by Detroit and assigned back to Grand Rapids, 3/16/17...Re-signed to a two-year contract by Detroit, 6/29/17...Assigned by Detroit, 10/2/17...Recalled by Detroit, 11/17/17...Assigned by Detroit, 11/18/17...Assigned by Detroit, 10/19/18...Recalled by Detroit, 12/6/18...Assigned by Detroit, 12/10/18...Recalled by Detroit, 12/11/18...Assigned by Detroit, 12/14/18...Recalled by Detroit, 1/1/19...Assigned by Detroit, 1/10/19...Signed to a two-year contract extension by Detroit, 3/13/19...Recalled by Detroit, 3/15/19...Assigned by Detroit, 3/25/19...Assigned by Detroit, 9/29/19.

Career Highlights: Won the 2013 and 2017 Calder Cups with Grand Rapids, one of only three players in franchise history to be a part of both championships (Mitch Callahan, Nathan Paetsch)...453 career regular season games played rank first among active players who have spent their entire AHL career with the same club and tie for 12th all time in league history...Appeared in 75 Calder Cup Playoff games with the Griffins, ranking second in team history...Places second on the franchise's all-time list with 453 regular season games played...Became the 126th Griffins alumnus to play in the NHL when he debuted with Detroit and registered his first goal in the same game, 1/21/13 at CBJ...Appeared in 127 career NHL games with the Red Wings...Won a gold medal with Team USA at the 2010 World Junior Championship.

2018-19: As an alternate captain with the Griffins, posted 14 points (1-13—14), a plus-five rating and 33 PIM in 53 games...Recorded one assist and a plus-two rating in two Calder Cup Playoff games...Missed the final three postseason games due to injury...Skated in four games with the Red Wings and tallied one assist, a minus-one rating and two PIM while averaging 13:39 of ice time...Among Griffins defensemen, tied for fifth in points and placed fifth in assists...Made his season debut with the Griffins after missing the first five games due to injury, 10/20/18 vs. CHI...Collected his 100th point as a pro on an assist, 12/1/18 vs. TEX...Equaled a career high with a three-game assist streak, 12/1/18-12/14/18...Logged 11:37 of ice time while making his season debut with the Red Wings, 3/16/19 vs. NYI...Picked up his first NHL point of the season on an assist, 3/19/19 at NYR, his first NHL point since picking up an assist on Nov. 22, 2014 at TOR...Registered a career-high three points behind a goal and two assists, 3/26/19 at IA...Skated in his 450th career AHL game, 4/6/19 at SJ. **2017-18:** Recorded 15 points (5-10—15) and 29 PIM in 70 games as an alternate captain with the Griffins...Five goals were his most since 2011-12...Appeared in one game with the Red Wings and logged 4:02 of ice time, 11/17/17 vs. BUF...Played in his 366th game as a Griffin to surpass Mitch Callahan for sole possession of second place on the franchise's all-time games played list, 1/12/18 vs. CLE...Played in his 500th pro game, 2/9/18 vs. SA...Tallied an assist while skating in his 400th game in the AHL and as a Griffin, 4/14/18 vs. CLE...Led all team defensemen in playoff scoring with three points (1-2—3) in five games...Skated in his 70th Calder Cup Playoff game with the Griffins, 4/22/18 at MB. **2016-17:** Won the Calder Cup with the Griffins...Totaled 11 points (3-8—11) and 32 PIM in 62 games with Grand Rapids...Alternate captain for the Griffins...Skated in five games with the Red Wings and averaged 12:30 of ice time...Added four points (1-3—4), a plus-three rating and 12 PIM in 17 postseason contests and helped Grand Rapids win the Calder Cup...Logged a goal in back-to-back contests, 2/3/17-2/4/17...Played in his 300th game as a Griffin, 1/28/17 at STK. **2015-16:** Skated in 74 games with Grand Rapids and registered 16 points (1-15—16), 30 PIM and a plus-four rating...His lone goal of the regular season came in game-winning fashion, 12/19/15 vs. TEX...Recorded a three-game assist streak, 2/19/16-2/23/16...Tallied two assists, 4/3/16...Played in nine Calder Cup Playoff games and produced three points (2-1—3) and a plus-three rating...Potted his first goal of the postseason in Game 3 of the Central Division Semifinals, 4/26/16 vs. MIL...Netted a shorthanded unassisted goal in Game 1 of the Central Division Finals, 5/5/16 vs. LE, and became just the third Griffins defenseman to score either a shorthanded goal or an unassisted goal in a playoff game. **2014-15:** Tallied two assists in 11 games with Detroit before being assigned to Grand Rapids for the duration of the season...Appeared in 32 games with Grand Rapids and contributed seven points (1-6—7), 12 PIM and a plus-16 rating...Made his return to the Griffins, 1/31/15 vs. MIL...Tallied his lone goal of the season, the



game-winner, while registering a plus-two rating, 2/28/15 at CHI...Skated in all 16 playoff games for Grand Rapids and picked up three assists and eight PIM. **2013-14:** Spent his first full NHL season as a member of the Red Wings, tallying six points (1-5-6) and 36 PIM in 75 regular season games...Suited up in five playoff games with Detroit...Collected an assist in his second game of the season, 10/14/13 at BOS...Put away his lone goal of the season, 2/6/14 at FLA...Notched an assist in the season finale, 4/13/14 at STL. **2012-13:** Won the Calder Cup with the Griffins...Split his season between Grand Rapids and Detroit...Suited up in 37 regular season AHL games, tallying six points (2-4-6), 23 PIM and a plus-six rating...Appeared in 18 postseason games en route to winning the Calder Cup, tallying one assist and 10 PIM along the way...Skated in 31 regular season games with the Wings and scored five points (1-4-5)...Made his NHL debut and scored his first goal in the same game, 1/21/13 at CBJ...Notched his first NHL assist, 2/17/13 at MIN...Made three postseason appearances with the Wings...Made his Stanley Cup Playoff debut, 5/4/13 vs. ANA. **2011-12:** Served as a "black ace" with Detroit during the 2012 Stanley Cup Playoffs...One of three Griffins to skate in all 76 games after being limited to 37 as a first-year pro...Tallied 19 points (8-11-19) and 41 PIM...Ranked second among the team's blueliners in goals...Tied for the team lead with two unassisted goals and tied for fifth with three power play markers...Scored his first AHL goal since 4/20/09 on 11/12/11 vs. RCH...Matched a career high with a four-game point streak, 12/31/11-1/11/12, including a career-best three-game goal streak, 12/31/11-1/7/12...Recorded his first multi-point game of the season, 1/6/12 at ABB and notched the overtime-winning goal against the same club the following night...Registered eight points (5-3-8) in a 10-game stretch, 12/31/11-1/25/12. **2010-11:** Served as a "black ace" with Detroit during the 2011 Stanley Cup Playoffs...Limited to 37 games as a rookie with the Griffins due to injury, earning three points (0-3-3) and 25 PIM...Notched one assist in a three-game stint with ECHL Toledo in early December. **2009-10:** Won a gold medal with the United States following a 6-5 overtime win against host Canada at the World Junior Championship...Registered two assists and a plus-one rating in seven games to help the United States to just its second gold medal (2004) in the history of the tournament...Earned two assists and two PIM in six games with Grand Rapids upon the completion of his final OHL campaign...Named to the OHL Eastern Conference All-Star Team...Captained Kingston and ranked second among Frontenacs' blueliners with 27 points (6-21-27) in 58 games, while his career-high 71 PIM stood sixth overall on the club...Finished among Kingston's playoff leaders with 12 PIM (2nd) and a plus-two rating (T5th) through seven postseason contests. **2008-09:** Made his AHL debut with the Griffins at the end of his junior season, tallying five points (1-4-5) in six contests...Earned an assist during his AHL debut, 3/29/09 at PHI, which began a four-game point streak, 3/29/09-4/5/09...Notched his first multi-point game in the AHL with two assists, 4/5/09 at RCH...Helped the Griffins reach the North Division Finals, tying for both the team lead among defensemen and fourth overall on the club with five points (1-4-5) in eight playoff appearances...His four playoff assists finished fifth overall on the club...Tallied two points (1-1-2) in just his third-ever AHL playoff game, 4/20/09 vs. HAM...Began his third OHL campaign with Barrie, where he tallied 13 points (1-12-13) and 19 PIM in 25 games before being traded to Kingston...Registered 19 points (6-13-19) and 32 PIM in 35 games for the Frontenacs, tying for first among team defensemen in goals...His season totals of 60 games played, seven goals, 25 assists and 32 points all marked career highs. **2007-08:** Logged 50 games for Barrie, leading Colts' defensemen in each point category with 20 points (5-15-20)...Each of his five goals came on the power play, which led team blueliners and tied for sixth overall on the club...Earned one assist and four PIM through eight playoff contests. **2006-07:** Led Barrie's rookie defensemen and placed fourth among the team's first-year players with 12 points (2-10-12) in 47 games...Had one assist and two PIM in five postseason games for the Colts.

Personal: Lives in Grand Rapids during the off season...Married his wife Nicolina, a research scientist, in July 2019...Won Calder Cups with Grand Rapids in 2017 and 2013 and a gold medal with Team USA at the 2010 World Junior Championship...Started playing hockey at the age of four and his first position was forward...Hockey nickname is Lash...Hockey idol as a youth was Bobby Orr...Greatest influence on his hockey career has been his brother Matt, who played 13 years pro...First job was working at a hockey school...Greatest obstacle he's overcome is being undrafted...Proudest accomplishment is playing in the NHL...Favorite charity is the Boys & Girls Club...Most exciting place he's visited and his favorite vacation spot is Maui...Also played baseball and lacrosse growing up...Favorite music artists are Jimi Hendrix and Stevie Ray Vaughn...Enjoys playing guitar.



AHL CAREER HIGHS

Games Played: 76, 2011-12	Assist Streak: 3, twice (MR: 12/1/18-12/14/18)
Goals: 8, 2011-12	Point Streak: 4, twice (MR: 12/31/11-1/11/12)
Assists: 15, 2015-16	Goals, Game: 1, 22 times (MR: 3/26/19 GR at IA)
Points: 19, 2011-12	Assists, Game: 2, four times (MR: 3/26/19 GR at IA)
PIM: 41, 2011-12	Points, Game: 3, 3/26/19 GR at IA
Goal Streak: 3, 12/31/11-1/7/12	PIM, Game: 15, 1/19/13 GR at RFD

FIRSTS

AHL Game: 3/29/09 GR at PHI	NHL Game: 1/21/13 DET at CBJ
AHL Point: 3/29/09 GR at PHI (assist)	NHL Point: 1/21/13 DET at CBJ (goal)
AHL Goal: 4/4/09 GR at HAM (Cedrick Desjardins)	NHL Goal: 1/21/13 DET at CBJ (Sergei Bobrovsky)

Season	Team	League	Regular Season					Playoffs				
			GP	G	A	PTS	PIM	GP	G	A	PTS	PIM
2006-07	Barrie	OHL	47	2	10	12	20	5	0	1	1	2
2007-08	Barrie	OHL	50	5	15	20	44	8	0	1	1	4
2008-09	Barrie	OHL	25	1	12	13	19	--	--	--	--	--
	Kingston	OHL	35	6	13	19	32	--	--	--	--	--
2009-10	Grand Rapids	AHL	6	1	4	5	0	8	1	4	5	2
	Kingston	OHL	58	6	21	27	71	7	0	0	0	12
	Grand Rapids	AHL	6	0	2	2	2	--	--	--	--	--
2010-11	Grand Rapids	AHL	37	0	3	3	25	--	--	--	--	--
	Toledo	ECHL	3	0	1	1	0	--	--	--	--	--
2011-12	Grand Rapids	AHL	76	8	11	19	41	--	--	--	--	--
2012-13	Detroit	NHL	31	1	4	5	15	3	0	0	0	0
	Grand Rapids	AHL	37	2	4	6	23	18	0	1	1	10
2013-14	Detroit	NHL	75	1	5	6	36	5	0	0	0	0
2014-15	Grand Rapids	AHL	32	1	6	7	12	16	0	3	3	8
	Detroit	NHL	11	0	2	2	6	--	--	--	--	--
2015-16	Grand Rapids	AHL	74	1	15	16	30	9	2	1	3	0
2016-17	Grand Rapids	AHL	62	3	8	11	32	17	1	3	4	12
	Detroit	NHL	5	0	0	0	0	--	--	--	--	--
2017-18	Grand Rapids	AHL	70	5	10	15	29	5	1	2	3	2
	Detroit	NHL	1	0	0	0	0	--	--	--	--	--
2018-19	Grand Rapids	AHL	53	1	13	14	33	2	0	1	1	0
	Detroit	NHL	4	0	1	1	2	--	--	--	--	--
NHL TOTALS			127	2	12	14	59	8	0	0	0	0
GRIFFINS/AHL TOTALS			453	22	76	98	227	75	5	15	20	34
PRO TOTALS			583	24	89	113	286	83	5	15	20	34

5 GUSTAV LINDSTROM

Defenseman

(GOO-stahv LIHND-struhm)


Height: 6'2"

Weight: 187

Shoots: Right

Born: 10/20/98 in Ostervala, Sweden

Drafted: Detroit's 2nd choice, 38th overall, in 2017 NHL Entry Draft



First season as a Griffin...Fourth year pro...Signed to a three-year entry-level contract by Detroit, 5/25/18...Assigned by Detroit, 9/28/19.

Career Highlights: Helped Frolunda win the Swedish Hockey League championship in 2018-19...Won a silver medal with Sweden at the 2018 IIHF World Junior Championship...Represented Sweden at the 2017 IIHF Five Nations Tournament and led the team's defensemen with seven points (1-6-7) in four games.

2018-19: In his first season with Frolunda of the Swedish Hockey League, tallied six points (3-3-6) and 50 PIM in 40 regular season games...Skated in six postseason contests and helped Frolunda win the league championship...Among team defensemen, ranked seventh in points and sixth in goals. **2017-18:** Skated in 39 games with Almtuna IS in Sweden's second-tier professional league and recorded 14 points (6-8-14) and 34 PIM...Played in two postseason games and had two PIM...Ranked among the team's defensemen leaders with 14 points (T2nd), six goals (T1st) and eight assists (4th)...Tied for ninth in the league in goals...Tallied one assist in seven games to help Sweden win the silver medal at the 2018 IIHF World Junior Championship in Buffalo, N.Y. **2016-17:** Appeared in games for Almtuna's U20 team and deposited 10 points (6-4-10) and 10 PIM...Despite playing only six games, led all team defensemen with six goals and ranked third in points...Played in 48 games with Almtuna in Sweden's second-tier league, notching nine points (2-7-9) and 26 PIM...Among team blueliners, ranked fifth in both points and assists...Represented Sweden at the 2017 IIHF Five Nations Tournament and led the team's defensemen with seven points (1-6-7) in four games. **2015-16:** Tallied 23 points (13-10-23) and 18 PIM in 20 games with Almtuna's U18 squad...Led the league in goals by a defenseman...Skated in three playoff games with the U18 team and contributed three assists...Appeared in three regular season contests with Almtuna's U20 team and netted four points (0-4-4) and two PIM...Played in one U20 playoff game. **2014-15:** Spent majority of the season with Almtuna's U18 team, scoring 28 points (7-21-28) and adding 50 PIM in 39 games...Played in one game with Almtuna's U16 team and logged nine points (4-5-9)...Appeared in four playoff games with Almtuna's U20 team, showing two points (1-1-2) and six PIM.

Personal: Lives in Ostervala during the off season...Has two cats, Chicco and Charlie...Has three siblings, Elin, Axel and Philip...Nephew of former NHL defenseman Marcus Ragnarsson, who skated in 632 games for San Jose and Philadelphia between 1995-04...Best friend in hockey is his cousin Jakob Ragnarsson (Marcus' son)...Greatest hockey memory is winning the Swedish Hockey League championship with Frolunda HC in 2019...Started playing hockey around the age of six and his first position was defense...Hockey nicknames are Gurra, Gus and Lindy...Hockey idol as a youth was Marcus Ragnarsson and Marcus Sorensen...Chose his jersey number because he wore it during all his games with the national team...Greatest influence on his hockey career has been his dad and uncle because it was where the interest came from...After his playing career, plans to have a house back home in Sweden...Proudest accomplishment is making the Swedish roster for the World Junior Championship...Enjoys going to watch is favorite soccer team, Djurgardens IF, play when he is back home...An interesting thing about him is he's a big soccer fan and he enjoys playing golf a lot...If he could trade places for a day with another occupation, he would be a PGA Tour player...Also speaks Swedish...Played soccer and golf growing up...Favorite foods are tacos or burgers...Favorite music artists are Avicii or Coldplay...Favorite vacation spot is Spain or Greece...Roots for Djurgardens IF in Sweden...Least favorite team is AIK in Sweden...Favorite sports to watch other than hockey are soccer and golf.

Season	Team	League	Regular Season					Playoffs				
			GP	G	A	PTS	PIM	GP	G	A	PTS	PIM
2014-15	Almtuna IS	Swe-U16	1	4	5	9	4	--	--	--	--	--
	Almtuna IS	Swe-U18	39	7	21	28	50	--	--	--	--	--
	Almtuna IS	Swe-U20	--	--	--	--	--	4	1	1	2	6
2015-16	Almtuna IS	Swe-U18	20	13	10	23	18	3	0	3	3	4
	Almtuna IS	Swe-U20	3	0	4	4	2	1	0	0	0	0
2016-17	Almtuna IS	Swe-U20	6	6	4	10	10	--	--	--	--	--
	Almtuna IS	Sweden-2	48	2	7	9	26	--	--	--	--	--
2017-18	Almtuna IS	Sweden-2	39	6	8	14	34	2	0	0	0	2
2018-19	Frolunda	Sweden	40	3	3	6	50	6	0	0	0	0
PRO TOTALS			127	11	18	29	110	8	0	0	0	2

8 TROY LOGGINS

Left Wing

Height: 5'10"

Weight: 170

Shoots: Left

Born: 7/21/95 in Huntington Beach, Calif.



Second season as a Griffin...First year pro...Signed to a three-year contract that will last through the 2020-21 season, 3/20/19.

Career Highlights: During his senior season at Northern Michigan University in 2018-19, named the WCHA Player of the Year, the WCHA Offensive Player of the Year and to the All-WCHA First Team after scoring 40 points (23-17—40) in 39 games...Became the first Northern Michigan Wildcat to be selected as the top skater in the WCHA since 1990-91... Two-time All-WCHA First Team selection after also earning the distinction as a junior in 2017-18...Concluded his college career with back-to-back 40-point seasons, including a career-high 47 points (23-24—47) as a junior...Appeared in four games with the Griffins and scored one goal during professional debut at the end of the 2018-19 season...Helped Sioux Falls win the USHL's Clark Cup in 2014-15 and was named the Clark Cup Playoffs

MVP after posting a league high-tying 16 points (10-6—16) in 12 games...Named to the NAHL's All-Rookie Second Team in 2013-14 after tying for eighth overall in points.

2018-19: Registered 40 points (23-17—40), a plus-eight rating and 46 PIM in 39 games to cap off a four-year career at Northern Michigan University (WCHA)...Joined the Griffins after his college season concluded and scored one goal in four games during his professional debut...Ended his college career with back-to-back 40-point campaigns...Named the WCHA Player of the Year, marking the first time a Northern Michigan Wildcat had been selected the top skater in the WCHA since Scott Beattie took home the WCHA MVP in 1990-91...Named the WCHA Offensive Player of the Year and to the All-WCHA First Team...Ranked as one of the WCHA's top scorers with 40 points (T5th), 23 goals (2nd), 18 power play points (6th), 10 power play goals (T1st) and three shorthanded goals (1st)...In conference-only games, took home the WCHA scoring title with 32 points on a league-high 20 goals... Ranked as one of the NCAA's leaders with 23 goals (T2nd), 10 power play goals (T1st), three shorthanded goals (T1st) and 155 shots (1st)...Recorded a season-high seven-game point streak and tallied nine points (4-5—9), 12/14/18-1/25/19...Notched 10 points, including seven goals, during a four-game point streak, 2/22/19-3/2/19... Named the WCHA Forward of the Week on Feb. 25 after finishing with five points (2-3—5) during a two-game weekend sweep of then-No. 18 Lake Superior State...Named the WCHA Forward of the Week for the second time of the season on March 4 after scoring five goals — including his first career hat trick on March 1 — during a home-and-home sweep of rival Michigan Tech...Made his professional debut with the Griffins and it came in his home state, 4/3/19 at ONT...Eighth Northern Michigan Wildcat to play for Grand Rapids...Scored his first pro goal, which also came in his home state, 4/5/19 at SJ. **2017-18:** Named to the All-WCHA First Team after posting a career-high 47 points (23-24—47), a plus-seven rating and 46 PIM in 43 games with Northern Michigan...Led the NCAA with 186 shots and tied for ninth with 23 goals...Ranked among the WCHA's leaders with 47 points (2nd), 23 goals (3rd), 24 assists (T8th), 19 power play points (T4th), nine power play goals (T2nd), five shorthanded points (1st), five shorthanded goals (1st) and five game-winning goals (2nd)...In conference-only games, ranked among the WCHA's leaders with 28 points (T7th), 16 goals (3rd), six power play goals (T2nd), three shorthanded goals (T1st) and three game-winning goals (T3rd)...Named the WCHA Offensive Player of the Month for January after netting a conference-high eight goals and ranking second with 13 points in eight games...Three-time WCHA Offensive Player of the Week selection, 3/12/18, 3/5/18 and 1/15/18. **2016-17:** Tallied 16 points (10-6—16) and 33 PIM in 38 appearances during his sophomore season...Ranked among the team's leaders with 16 points (8th), 10 goals (3rd), three power play goals (T4th) and 79 shots (4th)...Teammates with Dominik Shine (20 goals) and the duo combined to account for 32.3% of the team's goal scoring...Scored his first collegiate goal, 10/7/16 vs. Wisconsin. **2015-16:** Skated in 16 games during his freshman campaign and notched three assists before suffering a season-ending injury...Recorded first college points with a pair of assists, 10/23/15. **2014-15:** In his lone USHL season, tallied 35 points (14-21—35) and 97 PIM in 57 games with the Sioux Falls Stampede...Ranked among the team's leaders with 35 points (5th), 14 goals (6th), 21 assists (3rd) and three game-winning goals (T3rd)...Helped Sioux Falls win the Clark Cup and was named the Clark Cup Playoffs MVP after posting a league high-tying 16 points (10-6—16) in 12 games...Led the league with 10 postseason goals. 2013-14: Netted 53 points (23-30—53) and 45 PIM in 60 games with Wenatchee of the NAHL...Named to the NAHL's All-Rookie Second Team after ranking among the league's leaders with 53 points (T8th), 23 goals (T15th) and 30 assists (T15th)...Led the team with 53 points and 30 assists while ranking as of the one leaders with 23 goals (2nd) and 10 power play goals (2nd)...Showed four points (2-2—4) and eight PIM in 10 playoff games.



2019-20 SEASON



Personal: Majored in economics at Northern Michigan...Has an older brother and a younger sister...Best friend in hockey is Dakota Joshua...Greatest hockey memory is winning the USHL Clark Cup with the Sioux Falls Stampede in 2015...Started playing hockey at the age of six...Hockey nickname is Loggy...Hockey idols as a youth were Patrick Kane and Alexander Ovechkin...Greatest influence on his hockey career has been his parents...First job was as a Griffins player...Greatest obstacle he's overcome is an ACL, MCL and meniscus tear...Proudest accomplishment is being an All-American in college...Supports children's hospitals...An interesting fact about him is he started playing roller hockey before he played ice hockey...If he could trade places for a day with another occupation, he would be in the NBA...Surfed growing up...Favorite foods are Mexican and sushi...Favorite music artist is Kodak Black...Favorite movie is *Wolf of Wall Street*...Favorite television show is *Friends*...Frequents his fantasy football app...Favorite vacation place is Hawaii...Favorite sports team is the Los Angeles Lakers...Favorite sports to watch other than hockey are football and the NBA.

AHL CAREER HIGHS

Games Played: 4, 2018-19

Goals: 1, 2018-19

Assists: N/A

Points: 1, 2018-19

PIM: N/A

Goal Streak: N/A

Assist Streak: N/A

Point Streak: N/A

Goals, Game: 1, 4/5/19 GR at SJ

Assists, Game: N/A

Points, Game: 1, 4/5/19 GR at SJ

PIM, Game: N/A

FIRSTS

AHL Game: 4/3/19 GR at ONT

AHL Point: 4/5/19 GR at SJ (goal)

AHL Goal: 4/5/19 GR at SJ (Josef Korenar)

Season	Team	League	Regular Season					Playoffs				
			GP	G	A	PTS	PIM	GP	G	A	PTS	PIM
2013-14	Wenatchee	NAHL	60	23	30	53	45	10	2	2	4	8
2014-15	Sioux Falls	USHL	57	14	21	35	97	12	10	6	16	10
2015-16	Northern Michigan	WCHA	16	0	3	3	24	--	--	--	--	--
2016-17	Northern Michigan	WCHA	38	10	6	16	33	--	--	--	--	--
2017-18	Northern Michigan	WCHA	43	23	24	47	46	--	--	--	--	--
2018-19	Northern Michigan	WCHA	39	23	17	40	46	--	--	--	--	--
	Grand Rapids	AHL	4	1	0	1	0	0	0	0	0	0
GRIFFINS/AHL/PRO TOTALS			4	1	0	1	0	0	0	0	0	0

14 JARID LUKOSEVICIUS

Right Wing
(*LOO-koh-SAVAGES*)

Height: 5'10" Weight: 192 Shoots: Right Born: 2/5/95 in Squamish, British Columbia



Second season as a Griffin...First year pro...Signed to an amateur tryout for the remainder of the 2018-19 season and to a two-year contract that will last through the 2020-21 season, 4/15/19.

Career Highlights: Named the Frozen Four's Most Outstanding Player in 2017 after scoring all three of Denver's goals in the Pioneers' 3-2 national championship victory over Minnesota-Duluth, helping the program win its eighth national championship... Helped the Pioneers advance to the 2019 Frozen Four...Made his Griffins debut in Game 4 of the Central Division Semifinals, 4/24/19 vs. CHI...In 2018-19, named a nominee for the Hobey Baker Award, a finalist for the NCHC Forward of the Year and named to the NCHC Academic All-Conference Team...Named to the BCHL's All-Rookie Team in 2013-14 after tying for 15th overall with 59 points (26-33—59).

2018-19: Served as an alternate captain during his senior campaign at the University of Denver and totaled 29 points (19-10—29), a plus-20 rating and 20 PIM in 40 games...Helped the Pioneers advance to the Frozen Four... Named a nominee for the 2019 Hobey Baker Award...Named a finalist for the NCHC Forward of the Year...Named to the NCHC Academic All-Conference Team...Made his professional debut with the Griffins in Game 4 of the Central Division Semifinals, 4/24/19 vs. CHI...First player to make his Griffins debut in the Calder Cup Playoffs since Evgeny Svechnikov in Game 5 of the 2016 Central Division Semifinals, 5/14/16 vs. LE...Paced Denver with 19 goals, seven-game winning goals, 138 shots and two overtime goals while also ranking among Denver's leaders with 29 points (3rd), 10 assists (T7th), a plus-20 rating (T1st), five power play goals (T1st) and four first goals (2nd)...In all games, paced the NCHC in shots and game-winning goals, and also ranked among the leaders in goals (T2nd), power play goals (T8th) and plus/minus rating (T9th)...In conference-only games, placed among the NCHC's leaders with 12 goals (2nd), 17 points (T16th), 83 shots (1st), three power play goals (T6th), five game-winning goals (1st) and a plus-eight rating (T16th)...Teammates with goaltender Filip Larsson...Started the season on a nine-game point streak, amassing 13 points (8-5—13) in that stretch, 10/12/18-11/16/18...Named the NCHC Offensive Player of the Week on Nov. 5 and the NCAA First Star of the Week on Nov. 6 after compiling five goals – including a hat trick – during a two-game home sweep of Western Michigan, 11/2/18-11/3/18...Set the school record with his 16th career game-winning goal, 12/8/18 at North Dakota, and concluded his career with 20. **2017-18:** As a junior at Denver, posted 34 points (21-13—34), a plus-nine rating and 26 PIM in 41 games...Established collegiate career highs in points and goals...Ranked among the team's leaders with 34 points (4th), 21 goals (2nd), 13 assists (7th), 158 shots (1st), a plus-nine rating (T8th), 11 power play goals (1st), four first goals (T2nd) and three game-winning goals (T2nd)...In all games, led the conference in shots on goal while also ranking among the NCHC's leaders in points (13th), goals (2nd), power play goals (2nd) and game-winning goals (T11th)...In conference-only games, ranked as one of the NCHC's leaders with 15 goals (1st), 81 shots (4th), eight power play goals (2nd) and three game-winning goals (T3rd)...Logged five two-goal games. **2016-17:** Recorded 32 points (16-16—32), a plus-13 rating and 31 PIM in 43 games with Denver as a sophomore...Named the Frozen Four's Most Outstanding Player after scoring all three of Denver's goals in the Pioneers' 3-2 national championship victory over Minnesota-Duluth, helping the program win its eighth national championship...Ranked among Denver's leaders with 32 points (5th), 16 goals (3rd), 16 assists (6th), 150 shots (1st), a plus-13 rating (8th), five power play goals (T2nd) and eight game-winning goals (T1st)...In all games, ranked among the NCHC's leaders in points (18th), goals (T8th), power play goals (T9th), shots (4th) and game-winning goals (1st)...In conference-only games, placed as one of the leaders with three power play goals (T8th) and four game-winning goals (2nd). **2015-16:** Skated in 34 games during his freshman season and compiled 10 points (6-4—10), a plus-five rating and 22 PIM...Helped Denver advance to the Frozen Four...Ranked among the team's leaders with six goals (8th), two power play goals (T7th) and two game-winning goals (T4th)...Made his collegiate debut, 10/9/15 at Air Force...Scored his first collegiate goal, 10/17/15 vs. Michigan State. **2014-15:** Recorded 73 points (33-40—73) and 28 PIM in 55 games during his final season in the British Columbia Hockey League with the Powell River Kings...Ranked as one of the team's regular season leaders with 73 points (2nd), 33 goals (2nd), 40 assists (1st), 10 power play goals (T2nd), three shorthanded goals (T1st), five game-winning goals (2nd)...Placed among the BCHL's leaders in points (T6th), goals (7th), assists (T9th), power play goals (T15th) and game-winning goals (T11th)...In 13 postseason games, led the team in assists (10) and placed second in points (14)...Tied for 12th in the league in postseason scoring and tied for ninth in assists...Logged a 12-game point streak, 12/20/14-1/18/15, and a 10-game point streak, 9/28/14-10/25/14. **2013-14:** In his first full season in the BCHL, tallied 59 points (26-33—59) and 40 PIM in 57 games with Powell...Named to the BCHL's All-Rookie Team...Ranked among the league's leaders with 59 points (T15th) and 26 goals (T18th)...Notched eight points (1-7—8) and 13 PIM in nine postseason games. 2012-13: Appeared in four games with Powell and posted three assists.



Personal: Lives in Denver during the off season...Has two dogs, a golden retriever named Sky and an Australian shepherd/border collie named Jak...Earned a finance degree from the University of Denver...Has four siblings... Best friend in hockey is Troy Terry...Greatest hockey memory is winning the NCAA National Championship with Denver in 2017...Also was a part of a championship team with the Northwest Giants...Started playing hockey at the age of four and his first position was forward...Hockey nicknames are Luko or Jerry...Hockey idol as a youth was Joe Sakic...Greatest influence on his hockey career has been his papa because he is his role model...After his playing career, plans to teach kids how to shoot pucks...First job was as a fry cook...Proudest accomplishment was winning the National Championship...Supports children's hospitals...An interesting thing about him is he's good at playing Call of Duty...If he could trade places for a day with another occupation, he would be a stay at home dad...Also played baseball growing up...Favorite food is sushi...Favorite music artist is Metallica...Least favorite music artist is Kodak Black...Favorite movie is *Catch Me If You Can*...Favorite television show is *Game of Thrones*... Favorite website is Twitch...Favorite author is Stephen King...Favorite vacation place is Maui...Favorite sports team is the University of Denver...Favorite sport to watch other than hockey is football.

FIRSTS

AHL Game: 4/24/19 GR vs. CHI, playoffs

AHL Goal: N/A

AHL Point: N/A

Season	Team	League	Regular Season					Playoffs				
			GP	G	A	PTS	PIM	GP	G	A	PTS	PIM
2012-13	Powell	BCHL	4	0	3	3	2	--	--	--	--	--
2013-14	Powell	BCHL	57	26	33	59	40	9	1	7	8	13
2014-15	Powell	BCHL	55	33	40	73	28	13	4	10	14	8
2015-16	Denver	NCHC	34	6	4	10	22	--	--	--	--	--
2016-17	Denver	NCHC	43	16	16	32	31	--	--	--	--	--
2017-18	Denver	NCHC	41	21	13	34	26	--	--	--	--	--
2018-19	Denver	NCHC	40	19	10	29	20	--	--	--	--	--
	Grand Rapids	AHL	--	--	--	--	--	1	0	0	0	0
GRIFFINS/AHL/PRO TOTALS			--	--	--	--	--	1	0	0	0	0

10 GREGOR MacLEOD

Center


(mah-CLOUD)

Height: 6'0"

Weight: 175

Shoots: Left

Born: 6/7/98 in Dartmouth, Nova Scotia



First season as a Griffin...First year pro...Signed to a one-year contract, 3/26/19.

Career Highlights: Posted career highs with 84 points, 35 goals and 49 assists in 60 games with the QMJHL's Drummondville Voltigeurs in 2018-19.

2018-19: In his final season in the QMJHL, tallied 84 points (35-49-84), a plus-36 rating and 43 PIM in 60 games with the Drummondville Voltigeurs...Established major junior career highs in points, goals, assists, plus-minus, PIM and games played...Ranked among the team's leaders with 84 points (3rd), 35 goals (3rd), 49 assists (T3rd), a plus-36 rating (T7th), seven power play goals (4th), 197 shots (4th) and seven game-winning goals (T2nd)...Placed as one of the QMJHL's leaders in points (12th), goals (T17th) and assists (T10th) and game-winning goals (T11th)...Teammates with Joe Veleno, the 30th overall

selection in the 2018 NHL Entry Draft by Detroit...Helped the Voltigeurs win the Central Division and finish with 107 points, their best result in 10 years...Showed 13 points (7-6-13), a plus-seven rating and four PIM in 16 President Cup Playoff appearances as Drummondville advanced to the league semifinals before falling in six games to Halifax...Tied for 13th in the league with seven playoff goals...Ranked among the team's playoff leaders with 13 points (6th), seven goals (T3rd), six assists (T8th) and a plus-seven rating (T7th)...Recorded a career-high 11-game point streak, amassing 22 points in that span (9-13-22), 11/16/18-12/12/18...Scored a career-high five points with a goal and four assists, 11/30/18 vs. GAT...Participated in the Ottawa Senators' training camp in the fall. **2017-18:** Combined to post 45 points (19-26-45), a plus-10 rating and 33 PIM while splitting his second QMJHL campaign between Charlottetown and Quebec...Showed 17 points (8-9-17), a plus-four rating and 21 PIM in 24 games with Charlottetown before concluding the season with Quebec and tallying 28 points (11-17-28), a plus-six rating and 12 PIM in 30 games...Finished the year ranking as one of Quebec's leaders with 45 points (6th), 19 goals (T4th), 26 assists (7th) and three power play goals (T8th)...Notched two points (1-1-2) and eight PIM in seven playoff games with Quebec. **2016-17:** In his first QMJHL season, skated in 55 games with Charlottetown, totaling 31 points (6-25-31), a plus-17 rating and 37 PIM...Ranked as one of the league's rookie leaders with 31 points (T20th), 25 assists (T10th) and a plus-17 rating (5th)...Led all Charlottetown first-year skaters in points and assists while placing second in goals...Made his President Cup Playoff debut and tallied one assist and two PIM in 10 appearances...Recorded an assist in his QMJHL debut, 9/23/16 vs. SNB.

Personal: Has a dog named Deke...Has one sister, Lea, and she plays hockey at St. Francis Xavier University...Best friend in hockey is Hunter Drew...First started playing hockey at the age of four and his first position was forward...Hockey nicknames are Mac, Macer, Clouder and Gregs...Hockey idol as a youth was Pavel Datsyuk...Greatest influence on his hockey career has been his dad, Jeff, because he played pro...Greatest obstacle he's overcome is not being drafted in the QMJHL and then played three seasons there...Proudest accomplishment is signing his first pro contract...Supports melanoma charities...A unique thing he's done is river tube in the valley...An interesting fact about him is he grew up in Germany...If he could trade places for a day with another occupation, he would be a pro golfer...Also played soccer, lacrosse, football and golf growing up...Favorite quote is "some people want it to happen, some wish, and some make it happen"...Favorite foods are Thai and pasta...Favorite music artists are Zac Brown Band, Luke Combs and Drake...Favorite movie is *Step Brothers*...Favorite television show is *Suits*...Favorite website is YouTube...Favorite vacation place is the Dominican Republic...Favorite sports team is the Toronto Raptors...Favorite sports to watch other than hockey are lacrosse and basketball.

Season	Team	League	Regular Season					Playoffs				
			GP	G	A	PTS	PIM	GP	G	A	PTS	PIM
2016-17	Charlottetown	QMJHL	55	6	25	31	37	10	0	1	1	2
2017-18	Charlottetown	QMJHL	24	8	9	17	21	--	--	--	--	--
	Quebec	QMJHL	30	11	17	28	12	7	1	1	2	8
2018-19	Drummondville	QMJHL	60	35	49	84	43	16	7	6	13	4

29 ALEC McCREA

Defenseman

(muh-CRAY)

Height: 6'3"

Weight: 210

Shoots: Right

Born: 1/12/95 in San Diego, Calif.



First season as a Griffin...First year pro...Signed to a one-year contract, 4/11/19.

Career Highlights: Named the ECAC's Best Defensive Defenseman and to the All-Ivy Second Team as a junior at Cornell in 2017-18...Helped Cornell advance to three consecutive NCAA Tournaments (2017-19) and capture two Cleary Cups (2017-18, 2018-19), award annually to the ECAC's regular season champion...Helped Waterloo reach the USHL's Clark Cup Championship before falling in Game 5 to Indiana.

2018-19: Concluded a four-year career at Cornell University by posting 12 points (3-9—12), a plus-eight rating and 26 PIM in 36 games as a senior...Alternate captain...Earned the team's Mark Weiss Memorial Award, which is awarded to a senior with a career-long dedication and passion for the sport of hockey...Helped Cornell advance to the NCAA

Tournament for the third consecutive season...Contributed three assists in a 5-1 victory over Northeastern in the NCAA regional semifinals, the team's first NCAA Tournament win since 2012...Helped Cornell earn a share of the Cleary Cup, which is awarded to the winner of the ECAC's regular season title...Ranked among the team's defensemen leaders with 12 points (3rd), three goals (3rd) and nine assists (3rd)...Tied for 16th among ECAC defensemen in plus-minus rating. **2017-18:** Named the ECAC's Best Defensive Defenseman and to the All-Ivy Second Team as a junior at Cornell...Tallied 12 points (5-7—12), a plus-18 rating and 16 PIM in 32 games...First Cornellian to win the Best Defensive Defenseman since Justin Krueger in 2010...Helped Cornell reach the NCAA Tournament and claim the Cleary Cup as winners of the conference's regular season crown...Contributed to a defensive unit that led the nation with a 1.58 goals against average...Tied for 19th in the NCAA with a plus-18 rating...Scored five goals and all came on the power play, which tied for the most on the club...Ranked among the team's defensemen leaders with 12 points (T2nd), five goals (T1st), seven assists (4th) and a plus-18 rating (3rd). **2016-17:** Produced 10 points (1-9—10), a plus-11 rating and 10 PIM in 35 games during his sophomore campaign...Helped Cornell advance to the NCAA Tournament for the first time since 2012...Ranked among the team's defensemen leaders with 10 points (3rd), nine assists (3rd) and a plus-11 rating (T1st). **2015-16:** Logged a collegiate career high with 15 points (3-12—15) in 34 games during his freshman season at Cornell and added a plus-four rating and 10 PIM...Led the team's defensemen in scoring and tied for fourth overall on the club...One of two blueliners on the team to appear in all 34 games...In conference-only games, tied for second in the ECAC in freshman defenseman scoring with 12 points (2-10—12) in 22 games...Named ECAC Rookie of the Week on Dec. 8 after picking up a goal and two assists in Cornell's 5-1 win vs. Clarkson on Dec. 5. **2014-15:** In his final USHL season with the Waterloo Black Hawks, contributed 18 points (3-15—18) and 74 PIM in 59 appearances...Ranked among the team's defensemen leaders with 18 points (5th), three goals (5th), 15 assists (T4th) and 74 PIM (4th). **2013-14:** Poured in 21 points (7-14—21) and 27 PIM in 59 games with Waterloo...Showed two assists and six PIM in 11 Clark Cup Playoff games and helped the Black Hawks advance to the Clark Cup Championship before falling in the decisive Game 5 to Indiana...Placed among the team's defensemen leaders with 21 points (4th), seven goals (4th) and 14 assists (T4th)...Tied for 13th among all league blueliners in goals...Ranked among the league's defensemen leaders in the postseason with two points (T16th) and two assists (T13th). **2012-13:** In his first USHL season, recorded eight points (1-7—8) and 30 PIM in 50 games with Waterloo...Placed among the league's rookie defensemen leaders with eight points (T16th), seven assists (T15th) and 30 PIM (16th)...Skated in one Clark Cup Playoff game. **2011-12:** In his first and only NAHL campaign, tallied two pints (1-1—2) and 10 PIM in 50 games with Janesville...Added one assist in five postseason contests.


Personal: Born and still lives in San Diego...Has one dog, a Belgian Malinois named Milo...Earned a hospitality management degree from Cornell...Has one brother who works at a marketing firm...His grandfather was in the San Diego Symphony...Best friend in hockey is Thatcher Demko of the Vancouver Canucks...Greatest hockey memory is beating Harvard with 1.4 seconds left on home ice in his junior year...Started playing hockey at the age of eight and first position was goalie...Hockey nicknames are Hal, Al, Crazy, Macdrizzle, Crazer, Cray and Big Al...Hockey idol as a youth was Alec Martinez...Chose his jersey number because it was the first-ever number in hockey given to him...Greatest influence on his hockey career has been P.K. O'Handley, his head coach at USHL Waterloo, because he taught him to be himself and become the player he is today...After his playing career, plans to be involved in restaurants and the food and beverage industry...First job was working as a banquet server at a hotel...Greatest personal obstacle he's overcome is having to decommit and then recommit and making a lineup...Proudest achievement is playing Division I hockey and obtaining a degree...Favorite charity is Boys & Girls Club...Most unique thing he's done is go on a mission trip to Don Juan, Dominican Republic and help members of the community with shelter...An interesting fact about him is his father owns a music store and he played every instrument growing up, especially the alto saxophone...If he could trade places for a day with another occupation, he would be an NBA player...Also speaks Spanish...Also played baseball, football, basketball and soccer growing up...Interested in acquiring and owning a restaurant...Most famous non-hockey person he's met is Zac Efron...Favorite quote is "Legacy is the seeds you plant in a garden you will never see"...Favorite foods are cheeseburgers and chicken teriyaki...Favorite music artist is Jon Pardi...Favorite movie is Inception...Favorite television show is *Entourage*...Favorite website is YouTube...Favorite book is *Relentless*...Favorite vacation spot is San Diego...Favorite sports teams are Cornell, the Los Angeles Lakers and the San Diego Padres...Least favorite sports team is Harvard...Favorite sport to watch other than hockey is football...Enjoys music, food/cooking and reading.

Season	Team	League	Regular Season					Playoffs				
			GP	G	A	PTS	PIM	GP	G	A	PTS	PIM
2011-12	Janesville	NAHL	50	1	1	2	10	5	0	1	1	0
2012-13	Waterloo	USHL	50	1	7	8	30	1	0	0	0	0
2013-14	Waterloo	USHL	59	7	14	21	27	11	0	2	2	6
2014-15	Waterloo	USHL	59	3	15	18	74	--	--	--	--	--
2015-16	Cornell	ECAC	34	3	12	15	10	--	--	--	--	--
2016-17	Cornell	ECAC	35	1	9	10	10	--	--	--	--	--
2017-18	Cornell	ECAC	32	5	7	12	16	--	--	--	--	--
2018-19	Cornell	ECAC	36	3	9	12	26	--	--	--	--	--

52 DYLAN McILRATH

Defenseman
(MAK-ihl-rath)

Height: 6'4" Weight: 235 Shoots: Right Born: 4/20/92 in Winnipeg, Manitoba
Drafted: N.Y. Rangers' 1st choice, 10th overall, in 2010 NHL Entry Draft



Alternate captain...Fourth season as a Griffin...Eighth year pro...Traded to Florida by New York Rangers in exchange for Steven Kampfer and a conditional third-round pick in the 2018 NHL Draft, 11/8/16...Traded to Detroit by Florida in exchange for Thomas Vanek and a conditional third-round pick in 2017 NHL Entry Draft, 3/1/17...Assigned by Detroit, 3/1/17...Re-signed to a two-year contract by Detroit, 6/29/17...Assigned by Detroit, 10/2/17...Assigned by Detroit, 10/1/18...Recalled by Detroit, 3/24/19...Assigned by Detroit, 4/7/19...Re-signed to a two-year contract by Detroit, 5/9/19...Assigned by Detroit, 9/29/19.

Career Highlights: 2017 Calder Cup champion with Grand Rapids...Became the 178th Griffins alumnus to play in the NHL when he made his Red Wings debut, 3/25/19 at SJ... Established a career high with seven goals while tying a career mark with 17 points in 2017-18...Led the Griffins in PIM in back-to-back years, logging 119 PIM in 2017-18 and 98 PIM in 2018-19...Made his NHL debut with the New York Rangers, 12/12/13 vs. CBJ...Registered his first NHL fight, 12/15/13 vs. CGY...Notched his first career NHL goal with New York, 12/15/15 vs. EDM...Finished second on the Rangers in regular season PIM during 2015-16 despite playing only 34 games.

2018-19: Skating in his second full season with Grand Rapids, recorded 10 points (1-9—10), a plus-13 rating and a team-high 98 PIM in 52 games...Made his debut with the Red Wings, playing in seven games and showing a plus-two rating and four PIM while averaging 15:11 of ice time...Appeared in four Calder Cup Playoff games, tallying a plus-one rating and 10 PIM...Missed Game 5 of the Central Division Semifinals due to injury...Led the Griffins in PIM for the second consecutive season, the first player to pace the team in PIM in back-to-back campaigns since Darryl Bootland led Grand Rapids in four consecutive seasons from 2003-07...Marked only the second instance in franchise history where the team's PIM leader did not exceed 100 (Dan Renouf, 95 PIM in 2016-17)...98 PIM tied for ninth among AHL defensemen...Recorded six fighting majors, the most on the team...Posted a career-high plus-13 rating, which also placed third on the team...Played in his 100th game as a Griffin, 10/12/18 vs. HER...His lone goal of the season was the game-winner, scoring with 3:42 left in regulation during a 2-1 win, 11/3/18 vs. MIL...Made his return to the lineup after missing nine games due to injury, 12/1/18 vs. TEX...Logged his 800th penalty minute as a pro, 1/9/19 at MIL...Scored a season-high two points behind a pair of assists, 3/8/19 vs. IA...Played in his 350th AHL game, 3/23/19 at TEX...Recorded a two-game assist streak to equal a career high, 2/23/19-3/8/19...Became the 178th Griffins alumnus to play in the NHL when he made his debut with the Red Wings, 3/25/19 at SJ...Logged a season-high 17:52 of ice time with the Red Wings during a 6-3 win, 3/31/19 vs. BOS...In the Red Wings' season finale on 4/6/19 vs. BUF, skated in his 400th pro game and 50th in the NHL. **2017-18:** In his first full season with the Griffins, set a career high with seven goals and tied a career high with 17 points (7-10—17)...One of two Griffins (Corey Elkins) to play in all 76 games... One of 11 Griffins overall to play in all 76 since the league adopted a 76-game schedule in 2011-12...Team-high 119 PIM ranked fifth among league defensemen and tied for 12th among all skaters...Added a plus-one rating and four PIM in five Calder Cup Playoff games...Scored his first goal as a Griffin in the season opener, 10/6/17 vs. MB...Recorded a goal in his 300th career game as a pro, 12/29/17 vs. CLE...Matched a career-high with three points behind a career-high two goals and an assist while skating in his 300th AHL game, 4/12/18 at SA. **2016-17:** Split the season between five teams...Logged four PIM in one game with the New York Rangers and totaled 11 PIM with AHL Hartford in four games...After being traded by New York to Florida on Nov. 8, scored a goal and had 10 PIM with the Panthers before recording four points (1-3—4) and 28 PIM in AHL Springfield...Concluded the season with the Griffins, tallying four points (0-4—4) and 42 PIM in 21 contests...Skated in all 19 postseason games, contributing five points (0-5—5) and 25 PIM and helping Grand Rapids win the Calder Cup...Finished the postseason tied for the team lead and tied for fifth in the AHL with a plus-10 rating...Plus-10 tied for the second-best rating in a single postseason in Griffins history... Made his Griffins debut, 3/3/17 at SA...Recorded his first point as a Griffin on an assist, 3/18/17 at CHI...Notched a season-high two points behind a pair of assists, 3/26/17 at MIL. **2015-16:** In his first full NHL season, registered four points (2-2—4), a plus-seven rating and 64 PIM in 34 games with New York...Appeared in one Stanley Cup Playoff game...Tied for fifth among NHL rookie defensemen in plus/minus rating with a plus-seven mark...Finished second on the Rangers in regular season PIM during 2015-16 despite playing only 34 games...Led NHL rookie defensemen and tied for fourth overall among all NHL rookies with 2.7 hits per game...Posted his first NHL point on an assist, 12/11/15 at EDM...Scored his first NHL goal, 12/15/15 vs. EDM, and became the first Rangers rookie defenseman to tally a goal since Ryan McDonagh on April 9, 2011...Made his Stanley Cup Playoff debut, 4/16/16 at PIT. **2014-15:** Talled a career-high-tying 17 points (6-11—17) and a plus-five rating in 73 games with Hartford...Totaled 165 PIM to rank third among AHL defensemen...Added two points and 23 PIM in 15 Calder Cup Playoff games...Made one appearance with the New York Rangers and logged nine PIM...Totaled 13 AHL fights...Strung together a season-high three-game point streak, 1/3/15-1/10/15...Notched a season-high three points with a career-high three assists, 2/21/15 at LV. **2013-14:** Scored a career-high 17 points (6-11—17) and had a plus-two rating in 62 games with Hartford...165 PIM ranked sixth among AHL defensemen...Two of his six goals were game-winners, the most among team defensemen... Totaled 13 AHL fights...Made his NHL debut with the New York Rangers, appearing in two games and totaling seven



PIM...Made his NHL debut, 12/12/13 vs. CBJ...Recorded his first NHL fight, 12/15/13 vs. CGY...Banked his first pro goal, 10/6/13 vs. ALB...Piled up a season-high 27 PIM, 11/23/13 at SPR. **2012-13:** In his first full professional season, tallied five points (0-5—5), a plus-seven rating and 125 PIM in 45 games with Connecticut...125 PIM led rookie defensemen and ranked third among all AHL first-year players...Plus-seven rating ranked second among Connecticut rookies and tied for fifth among the team's blueliners...Missed the first 29 games of the season due to injury...Had 13 fights...Recorded his first pro point on an assist, 1/15/13 at POR...Scored a season-high two points with two assists, 3/24/13 vs. BNG. **2011-12:** In his final junior campaign with Moose Jaw, appeared in 52 games, logging 23 points (3-20—23), a plus-seven rating and 127 PIM...Among team defensemen, 23 points tied for second while 20 assists placed second...Established a WHL career high in assists...127 PIM finished second on the team...Contributed six points (0-6—6), the most among team defensemen, and 12 PIM in 14 postseason games...Skated in five Calder Cup Playoff games with Connecticut after the WHL season ended and totaled nine PIM...Made his professional playoff debut, 5/4/12 vs. NOR. **2010-11:** Posted 23 points (5-18—23), an even rating and 153 PIM in 62 games with Moose Jaw...Added 15 PIM in six playoff games...153 PIM ranked seventh among league defensemen...Appeared in two games with Connecticut after the WHL season concluded and tallied seven PIM...Made his professional debut, 4/9/11 vs. BRI. **2009-10:** Totaled 24 points (7-17—24), a plus-20 rating and 169 PIM while playing in 65 games with Moose Jaw...169 PIM led the team while placing third among league defensemen and seventh overall...One of 10 players leaguewide to have a plus-20 or better rating and 100 or more PIM...24 points tied for third among team defensemen...Contributed one assist and 21 PIM in seven playoff games...Selected to participate in the 2010 Canadian Hockey League Top Prospects Game on Jan. 20 as a member of Team Orr. **2008-09:** Tallied four points (1-3—4) and 102 PIM in 53 games during his first WHL season with Moose Jaw...102 PIM placed ninth among rookies and fourth among first-year blueliners.

Personal: Lives in Winnipeg...Married his wife, Melissa, in 2018...Has a Bernese Mountain Dog named Leo...Has one older brother...Best friend in hockey is Calvin Pickard...Greatest hockey memory is winning the 2017 Calder Cup with Grand Rapids...Started playing hockey at the age of five and his first position was right wing...Hockey nickname is Big Mac...Hockey idol as a youth was Mark Messier...Greatest influence on his hockey career has been his dad...Greatest personal obstacle he's overcome is knee surgery...Proudest accomplishment is getting married...Supports children's hospitals...An exciting place he's visited is Spain...An interesting fact about him is he has a seven-foot wingspan...If he could trade places for a day with another occupation, he would be a cheese sampler...Also played football, baseball and volleyball growing up...Once met Phil Jackson...Favorite food is taco salad...Favorite music artist is The Lumineers...Favorite movie is *Wedding Crashers*...Favorite book is *Scar Tissue* by Anthony Kiedis...Favorite vacation spot is Barcelona...Favorite sport to watch other than hockey is football.



AHL CAREER HIGHS

Games Played: 76, 2017-18	Assist Streak: 2, six times (MR: 2/23/19-3/8/19)
Goals: 7, 2017-18	Point Streak: 3, 1/3/15-1/10/15
Assists: 11, twice (MR: 2014-15)	Goals, Game: 2, 4/12/18 GR at SA
Points: 17, three times (MR: 2017-18)	Assists, Game: 3, 2/21/15 HFD at LV
PIM: 165, twice (MR: 2014-15)	Points, Game: 3, twice (MR: 4/12/18 GR at SA)
Goal Streak: 2, twice (MR: 1/9/15-1/10/15)	PIM, Game: 27, 11/23/13 HFD at SPR

FIRSTS

AHL Game: 4/9/11 CT vs. BRI	NHL Game: 12/12/13 NYR vs. CBJ
AHL Point: 1/15/13 CT at POR (assist)	NHL Point: 12/11/15 NYR at EDM (assist)
AHL Goal: 10/6/13 HFD vs. ALB (Keith Kinkaid)	NHL Goal: 12/15/15 NYR vs. EDM (Anders Nilsson)

Season	Team	League	Regular Season					Playoffs				
			GP	G	A	PTS	PIM	GP	G	A	PTS	PIM
2008-09	Moose Jaw	WHL	53	1	3	4	102	--	--	--	--	--
2009-10	Moose Jaw	WHL	65	7	17	24	169	7	0	1	1	21
2010-11	Moose Jaw	WHL	62	5	18	23	153	6	0	0	0	15
	Connecticut	AHL	2	0	0	0	7	--	--	--	--	--
2011-12	Moose Jaw	WHL	52	3	20	23	127	14	0	6	6	12
	Connecticut	AHL	--	--	--	--	--	5	0	0	0	9
2012-13	Connecticut	AHL	45	0	5	5	125	--	--	--	--	--
2013-14	Hartford	AHL	62	6	11	17	165	--	--	--	--	--
	New York Rangers	NHL	2	0	0	0	7	--	--	--	--	--
2014-15	Hartford	AHL	73	6	11	17	165	15	0	2	2	23
	New York Rangers	NHL	1	0	0	0	9	--	--	--	--	--
2015-16	New York Rangers	NHL	34	2	2	4	64	1	0	0	0	0
2016-17	New York Rangers	NHL	1	0	0	0	4	--	--	--	--	--
	Hartford	AHL	4	0	0	0	11	--	--	--	--	--
	Florida	NHL	5	1	0	1	10	--	--	--	--	--
	Springfield	AHL	18	1	3	4	28	--	--	--	--	--
	Grand Rapids	AHL	21	0	4	4	42	19	0	5	5	25
2016-17	New York Rangers	NHL	1	0	0	0	4	--	--	--	--	--
	Hartford	AHL	4	0	0	0	11	--	--	--	--	--
	Florida	NHL	5	1	0	1	10	--	--	--	--	--
	Springfield	AHL	18	1	3	4	28	--	--	--	--	--
	Grand Rapids	AHL	21	0	4	4	42	19	0	5	5	25
2017-18	Grand Rapids	AHL	76	7	10	17	119	5	0	0	0	4
2018-19	Grand Rapids	AHL	52	1	9	10	98	4	0	0	0	10
	Detroit	NHL	7	0	0	0	4	--	--	--	--	--
NHL TOTALS			50	3	2	5	98	1	0	0	0	0
GRIFFINS TOTALS			149	8	23	31	259	28	0	5	5	39
AHL TOTALS			353	21	53	74	760	48	0	7	7	71
PRO TOTALS			403	24	55	79	858	49	0	7	7	71

35 PAT NAGLE

Goaltender

Height: 6'2"

Weight: 195

Catches: Left

Born: 9/21/87 in Bloomfield, Mich.



Third season as a Griffin...Ninth year pro...Signed to a one-year contract, 7/27/17... Assigned to Toledo (ECHL), 9/30/17...Signed to a one-year contract, 7/12/18...Assigned to Toledo, 9/25/18...Recalled from Toledo, 3/30/19...Assigned to Toledo, 4/11/19...Signed to a one-year contract, 6/27/19.

Career Highlights: Backstopped the ECHL's Toledo Walleye to their first-ever appearance in the Kelly Cup Finals in 2018-19...Led the ECHL in postseason minutes (1481), saves (679) and games played (24), while ranking second in both wins (14) and GAA (2.03), and fourth in save percentage (0.931)...Enjoyed his best year as a professional in 2017-18, posting a career- and league-high 37 wins with Toledo...Recorded a career-best 0.924 save percentage and tied his career-high with a 2.23 GAA in 2017-18...In 2017-18, named to both the ECHL All-Star Game and the All-ECHL Second Team...Won the 2012

Kelly Cup with Florida and led the ECHL with a 1.42 postseason GAA...Finished his Ferris State career (2007-11) as one of the school's all-time leaders with 45 wins (2nd), a 2.32 GAA (2nd) and a 0.916 save percentage (1st)... Earned NAHL Rookie of the Year honors with St. Louis in 2006-07...Helped St. Louis win the 2007 Robertson Cup as NAHL champions.

2018-19: Spent majority of the campaign with the ECHL's Toledo Walleye, compiling a 22-14-3 record, 2.81 GAA, a 0.910 save percentage and three shutouts in 41 regular season games...Ranked among the league's leaders in wins (T10th), GAA (17th), save percentage (T16th), shutouts (T7th), games played (T10th) and minutes (2411, 11th)...Played in all 24 postseason games and backstopped Toledo to the franchise's first-ever appearance in the Kelly Cup Finals...Paced the ECHL in the postseason with 1481 minutes, 679 saves and 24 games played, while also ranking as one of the league's playoff leaders with a 2.03 GAA (2nd), 14 wins (2nd) and a 0.931 save percentage (4th)...Added one postseason shutout...Made one appearance with the Griffins, his first AHL appearance since 4/3/15, and turned aside 20 shots in a 5-4 overtime loss, 4/6/19 at SJ...Started the season on an eight-game point streak for Toledo, posting a 7-0-1 record and a 0.899 save percentage in that span, 10/12/18-11/17/18...Stopped a season-high 38 shots in a shutout victory, 2/2/19 vs. BRM...Enjoyed a five-game winning streak in the postseason and allowed two goals or less in each contest, 5/1/19-5/12/19. **2017-18:** Enjoyed his best year as a professional, setting career highs with 37 wins and a 0.924 save percentage while tying his career-best with a 2.23 GAA as part of a 37-6-4 record in 50 games played with the ECHL's Toledo Walleye...Led the ECHL in wins and games played while placing among the league's leaders in GAA (6th), save percentage (5th) and shutouts (3, T4th)...37 victories established a Toledo record and tied for the third-most in ECHL history, falling just one shy of the record...Named to the All-ECHL Second Team...Helped the Walleye to a Central Division title and the second-best record in the ECHL...Participated in his first ECHL All-Star Game...Named the ECHL Goaltender of the Month for November after finishing 7-1-1 with a 2.66 GAA and a 0.907 save percentage in nine appearances...Selected as the ECHL Goaltender of the Month for February after concluding the month 8-0-0 with one shutout, a 1.72 GAA and a 0.942 save percentage in nine games...Posted a 10-game winning streak, 1/27/18-3/2/18, as part of his franchise-record 17-game point run (15-0-2 from 1/24/18-3/18/18)...Posted a 6-4 mark, a 2.56 GAA and a 0.919 save percentage in 10 Kelly Cup Playoff appearances. **2016-17:** Appeared in 25 games with the ECHL's Fort Wayne Komets, tallying a 15-3-4 record, a career-best 2.23 GAA, a 0.916 save percentage and two shutouts...If he had enough minutes to qualify, he would have placed third in the ECHL in GAA and eighth in save percentage...Helped the Komets reach the second round of the Kelly Cup Playoffs, posting a 5-4 record, a 2.58 GAA and a 0.906 save percentage... Appeared in his 200th ECHL game, 10/21/16 at KAL...Won his first three starts of the season before suffering an injury in his fourth game, 10/28/16 vs. ALN...Made a season-high 34 saves while facing a season-high 37 shots to earn the victory in his first start returning from injury, 2/3/17 vs. RC...Stopped all 21 shots for his first shutout of the season, 2/17/17...Shutout kicked off a season-high six-game unbeaten streak (4-0-2), 2/17/17-3/5/17...Won four of his last five starts of the season. **2015-16:** Appeared in 51 games with ECHL Fort Wayne and tied for second in the league with 28 wins after posting a 28-12-8 record...Paced the ECHL with five shutouts...51 games played and 2969 minutes both placed second in the league...Ranked 12th on the circuit with a 2.36 GAA and tied for 14th with a 0.915 save percentage...28 wins established a professional career high...Posted a 9-6 mark in the postseason and ranked sixth in the league with a 2.37 GAA...Stopped a season-high 37 saves in a shutout, 12/31/15 vs. IND... Enjoyed a five-game winning streak during which he posted a 1.00 GAA and a 0.960 save percentage, 1/13/16-1/22/16...Notched two shutouts in the postseason, tied for most in the league. **2014-15:** Played in 33 games with ECHL Fort Wayne, posting a 23-7-2 record, a 2.48 GAA and a 0.907 save percentage...Appeared in a total of five AHL contests with three different teams, including two in Grand Rapids and Rochester and one in Utica...Posted a 0-2-0 record, a 4.53 GAA and a 0.886 save percentage in two games with Rochester...Tallied a 1-0-0 mark to go along with a 0.78 GAA and a 0.971 save percentage in two games in Grand Rapids...Earned his first AHL victory as a member of the Griffins and stopped 29 of 30 shots, 1/23/15 vs. UTI...Finished 0-1-0 with a 3.07 GAA and a 0.893 save percentage in one game with Utica...Ranked among the ECHL's goaltending leaders in wins (11th) and GAA

(9th)...Logged a 1.90 GAA during a season-high five-game winning streak that included three overtime victories, 11/27/14-12/13/14...Appeared in five Kelly Cup Playoff games, showing a 3-2 record, a 2.15 GAA and a 0.913 save percentage...Among playoff goalies, ranked ninth in save percentage and third in GAA. **2013-14:** As a member of the Idaho Steelheads, ranked among the ECHL's goaltending leaders with 23 wins (T4th), a 2.70 GAA (14th), a 0.918 save percentage (9th), 43 games (4th) and 2530 minutes (4th)...Finished 1-1 with a 3.40 GAA and a 0.906 save percentage in three postseason appearances...Turned aside all 41 shots he faced for his only shutout of the season, 11/22/13 at SF...Stopped 49 of 50 shots, season highs in both saves and shots faced, during a 4-1 victory, 12/28/13 at LV...Enjoyed a five-game point streak (4-0-1), including four consecutive victories, 1/31/14-2/8/14...Named the ECHL Goaltender of the Week for the period of Feb. 3-9. **2012-13:** Posted a 14-9-3 record, a 3.02 GAA and a 0.904 save percentage in 31 games with the ECHL's Florida Everblades...Logged his first two AHL games with the Syracuse Crunch, finishing with a 0-1-0 record, a 3.70 GAA and a 0.875 save percentage...Allowed one goal on 11 shots in a relief effort and earned a no decision during his AHL debut, 3/6/13 at TOR...Named the ECHL Goaltender of the Week for the period of Jan. 7-13 after earning three wins and showing a 2.00 GAA and a 0.941 save percentage in three games during the week. **2011-12:** In his rookie campaign, totaled a 20-14-3 record, a 2.87 GAA and a 0.905 save percentage in 39 games with the ECHL's Florida Everblades...Among qualified league goaltenders, ranked ninth in wins, 17th in GAA, tied for 18th in save percentage and 11th in both games played and minutes (2233)...Among rookie goalies, placed fourth in wins, sixth in GAA, eighth in save percentage and fifth in both games played and minutes...Helped the Everblades win the Kelly Cup, posting a 4-1 record while showing a league-best 1.42 GAA and tying for the league lead with a 0.941 save percentage in six postseason appearances...Stopped 23 of 25 shots to earn the win in his first pro start, 10/14/11 vs. GWT...Secured a season-high six-game winning streak, 12/17/11-12/31/11. **2010-11:** In his senior season at Ferris State, was named to All-CCHA First Team after compiling an 18-14-5 record, a 2.02 GAA and a 0.923 save percentage...Ranked fifth in the conference in GAA and 12th in save percentage...Hobey Baker Award candidate...18 wins ranked as the second most in a single season in school history after the season ended...2.02 GAA bested his own mark from a season ago and established the lowest single-season GAA in school history...Named the CCHA's Goaltender of the Week on Nov. 8, after stopping 52-of-55 shots during a win and tie against Miami in a weekend set. **2009-10:** Registered a 12-10-3 record, a 2.13 GAA and a 0.923 save percentage in 26 games with Ferris State...At season's end, set a single-season school record with a 2.13 GAA and placed second on the program's charts with a 0.923 save percentage...Among goalies nationally, finished sixth in save percentage and ninth in GAA...Named CCHA Goaltender of the Week on Dec. 14, after turning aside 22 shots in a shutout at Western Michigan, 12/11/09. **2008-09:** Appeared in 22 games with the Ferris State Bulldogs, posting a 7-11-3 record, a 2.84 GAA and a 0.909 save percentage. **2007-08:** In his freshman campaign, appeared in 16 games and posted an 8-7-0 record, a 2.63 GAA and a 0.900 save percentage...CCHA All-Rookie Honorable Mention. **2006-07:** Posted a 24-8-4 record to go along with a 2.28 GAA and a 0.920 save percentage in 36 games with the NAHL's St. Louis Bandits...Earned NAHL Rookie of the Year honors after ranking second in the league in GAA and tied for fifth in save percentage...Helped the Bandits win the 2007 Robertson Cup as NAHL playoff champions after tallying a 9-1 mark, a 2.36 GAA and a 0.910 save percentage in 11 postseason appearances.



2019-20 SEASON



AHL CAREER HIGHS

Games Played: 5, 2014-15
Wins: 1, 2014-15
Shutouts: N/A
Consecutive Starts: N/A
Consecutive Games Played: N/A
Winning Streak: N/A

Losing Streak (Regulation): 2, 2/28/15-4/3/15
Winless Streak: 2, 2/28/15-4/3/15
Saves, Game: 39, 1/3/15 RCH at ADK
Shots Faced, Game: 42, 1/3/15 RCH at ADK
Goals Against, Game: 6, 4/3/15 RCH at IA

FIRSTS

AHL Game: 3/6/13 SYR at TOR
AHL Win: 1/23/15 GR vs. UTI

AHL Shutout: N/A

Season	Team	League	Regular Season							Playoffs					
			GP	W	L	O/T	GAA	SO		GP	W	L	GAA	SO	
2006-07	St. Louis	NAHL	36	24	8	4	2.28	1		11	9	1	2.36	0	
2007-08	Ferris State	CCHA	16	8	7	0	2.63	1		--	--	--	--	--	
2008-09	Ferris State	CCHA	22	7	11	3	2.84	0		--	--	--	--	--	
2009-10	Ferris State	CCHA	26	12	10	3	2.13	1		--	--	--	--	--	
2010-11	Ferris State	CCHA	37	18	14	5	2.02	3		--	--	--	--	--	
2011-12	Florida	ECHL	39	20	14	0	2.87	1		6	4	1	1.42	0	
2012-13	Florida	ECHL	31	14	9	0	3.02	0		--	--	--	--	--	
	Syracuse	AHL	2	0	1	0	3.70	0		--	--	--	--	--	
2013-14	Idaho	ECHL	43	23	14	2	2.70	1		3	1	1	3.40	0	
2014-15	Fort Wayne	ECHL	33	23	7	1	2.48	1		5	3	2	2.15	0	
	Rochester	AHL	2	0	2	0	4.53	0		--	--	--	--	--	
	Grand Rapids	AHL	2	1	0	0	0.78	0		--	--	--	--	--	
	Utica	AHL	1	0	1	0	3.07	0		--	--	--	--	--	
2015-16	Fort Wayne	ECHL	51	28	12	7	2.36	5		16	9	6	2.37	2	
2016-17	Fort Wayne	ECHL	25	15	3	4	2.23	2		9	5	4	2.58	0	
2017-18	Toledo	ECHL	50	37	6	4	2.23	3		10	6	4	2.56	0	
2018-19	Toledo	ECHL	41	22	14	3	2.81	3		24	14	10	2.03	1	
	Grand Rapids	AHL	1	0	0	1	4.81	0		--	--	--	--	--	
	GRIFFINS TOTALS		3	1	0	1	2.58	0		--	--	--	--	--	
	AHL TOTALS		8	1	4	1	3.47	0		--	--	--	--	--	
	PRO TOTALS		321	183	83	32	2.57	16		73	42	28	2.26	3	

22 CHASE PEARSON

Center


Height: 6'2"

Weight: 200

Shoots: Left

Born: 8/23/97 in Alpharetta, Ga.

Drafted: Detroit's 4th choice, 140th overall, in 2015 NHL Entry Draft



Second season as a Griffin...First year pro...Signed to a two-year entry-level contract by Detroit, 3/18/19...Signed to an amateur tryout, 3/20/19...Assigned by Detroit, 10/17/19.

Career Highlights: Skated in 10 games and scored two goals during his professional debut with the Griffins in 2018-19...Named Hockey East's best defensive forward and a Hockey East Second Team All-Star in 2018-19...Posted collegiate career highs in goals (16) and points (29) as a junior at Maine in 2018-19...Led Maine in goals and ranked second in points in 2018-19...Finished second on Maine in scoring in 2017-18 with 27 points and was named to the Hockey East All-Star Honorable Mention team and All-Academic Team...Served as Maine's captain in his sophomore and junior seasons...Represented the United States at the 2015 World Junior A Challenge.

2018-19: In his junior campaign at Maine, and final collegiate season, posted 29 points (16-13—29), a plus-21 rating and 34 PIM in 34 games...Joined the Griffins after his college season ended and scored two goals in 10 games while making his professional debut...Named Hockey East's best defensive forward and a Hockey East Second Team All-Star...Posted collegiate career highs in goals and points...Claimed the Frank Jones Award as the best defensive forward by the New England Hockey Writers Association...While serving as Maine's captain, led the team with 16 goals, five power play goals, eight multi-point games and a plus-21 rating while ranking among the team's leaders with 29 points (2nd), 13 assists (3rd), 99 shots (2nd) and two game-winning goals (T2nd)...In all games, ranked among Hockey East's leaders in points (T16th), goals (T6th) and plus-minus rating (T6th)...In conference-only games, was one of the leaders with 20 points (14th), 10 goals (T5th), two game-winning goals (T10th) and a plus-17 rating (3rd)...Made his professional debut with the Griffins, 3/23/19 at TEX...Scored his first pro goal, 3/29/19 vs. CHI. **2017-18:** Recorded 27 points (7-20—27), a plus-two rating and 42 PIM in 37 games as a sophomore...Named a Hockey East All-Star Honorable Mention and to the Hockey East All-Academic Team...Recorded a collegiate career high with 20 assists...Ranked among Maine's leaders with 27 points (2nd), 20 assists (2nd), 103 shots (2nd) and a plus-two rating (T9th)...In all games, placed as one of the conference's leaders in points (T19th) and assists (T9th)...In conference-only games, was one of Hockey East's leaders with 19 points (T10th) and 15 assists (T3rd). **2016-17:** Recorded 22 points (14-8—22) and 56 PIM in 36 appearances during his freshman season at Maine...One of the team's leaders with 22 points (4th), 14 goals (2nd), five power play goals (2nd) and 82 shots (3rd)...One of four players to play in all 36 games...Notched a goal and an assist for his first collegiate points, 10/7/16 vs. RPI...Produced his first hat trick, 12/9/16 vs. AIC. **2015-16:** In his final USHL season, contributed 50 points (12-38—50) and 61 PIM in 55 games with the Youngstown Phantoms...Paced the club with 38 assists while also ranking as one of the team's scoring leaders with 50 points (2nd), 12 goals (T3rd), two game-winning goals (T3rd), five power play goals (T1st) and 131 shots (2nd)...Among all USHL skaters, placed fourth in assists and tied for 18th in points...Recorded a 10-game point streak, 12/29/15-1/23/16...Represented the United States at the 2015 World Junior A Challenge, tying for second on the team with six points (2-4—6) in five games. **2014-15:** Amassed 26 points (12-14—26) and 96 PIM in 57 games with Youngstown during his first full season in the USHL...In his Clark Cup Playoff debut, showed two assists in four games...Skated in the 2014 CCM/USA Hockey All-American Prospects Game, 9/25/14...Competed in the USHL/NHL Top Prospects Game, 1/13/15...Ranked among Youngstown's leaders with 26 points (10th), 14 assists (T10th), 12 goals (8th), eight power play goals (3rd), 96 PIM (4th) and 83 shots (9th)...Among USHL rookies, tied for 19th in points, tied for 16th in goals, tied for third in power play goals and placed fifth in PIM. **2013-14:** Tallied 23 points (8-15—23) and 18 PIM in 39 games with Cornwall of the CCHL...Youngest contributing player on the team, only skater born in 1997 to play in eight or more games...Ranked among the team's leaders with 23 points (9th), 15 assists (8th), four power play goals (T5th) and nine power play assists (4th)...Tallied one assist in five CCHL playoff contests...Joined Youngstown of the USHL after the CCHL season concluded and skated in two games.



2019-20 SEASON



Personal: Father, Scott Pearson, played 292 NHL games with the Toronto Maple Leafs, Quebec Nordiques, Edmonton Oilers, Buffalo Sabres and New York Islanders during a professional career that spanned from 1988-00...Has one sister...Majored in finance at Maine...Best friend in hockey is Dillon Steh...Greatest hockey memory is getting drafted...Was a part of a championship team with the Atlanta Fire...Started playing hockey at the age of three and his first position was forward...Hockey nickname is Pierce...Hockey idol as a youth was Rod Brind'Amour...Chose his jersey number because that's the number his dad wore when he played...Greatest influence on his playing career has been his father because he taught him the game...After his playing career, plans to be involved in real estate or finance...First job was working in landscaping...Greatest personal obstacle he's overcome is losing his mom...Proudest accomplishment is draft day...Favorite charities are the MS Society and suicide prevention...An exciting place he's visited is Cannes, France...An interesting fact about him is he plays guitar...If he could trade places for a day with another occupation he would be a musician...Also played soccer, lacrosse and baseball growing up...Most famous non-hockey person he's met is Styx...Favorite quote is "luck is when preparation meets opportunity"...Favorite food is pasta...Favorite music artists are Iron Maiden and Luke Combs...Favorite movie is *A Star is Born*...Favorite television show is *The Office*...Favorite website is Instagram...Favorite book is *Rich Dad Poor Dad*...Favorite vacation place is Europe...Favorite sports team is the Georgia Bulldogs...Least favorite sports team is Alabama...Favorite sport to watch other than hockey is football.

AHL CAREER HIGHS

Games Played: 10, 2018-19

Goals: 2, 2018-19

Assists: N/A

Points: 2, 2018-19

PIM: 2, 2018-19

Goal Streak: N/A

Assist Streak: N/A

Point Streak: N/A

Goals, Game: 1, twice (MR: 4/10/19 GR vs. IA)

Assists, Game: N/A

Points, Game: 1, twice (MR: 4/10/19 GR vs. IA)

PIM, Game: 2, 3/24/19 GR at SA

FIRSTS

AHL Game: 3/23/19 GR at TEX

AHL Point: 3/29/19 GR vs. CHI (goal)


AHL Goal: 3/29/19 GR vs. CHI (Oscar Dansk)

Season	Team	League	Regular Season					Playoffs				
			GP	G	A	PTS	PIM	GP	G	A	PTS	PIM
2013-14	Cornwall	CCHL	39	8	15	23	18	5	0	1	1	2
	Youngstown	USHL	2	0	0	0	0	--	--	--	--	--
2014-15	Youngstown	USHL	57	12	14	26	96	4	0	2	2	0
2015-16	Youngstown	USHL	55	12	38	50	61	--	--	--	--	--
2016-17	Maine	Hockey East	36	14	8	22	56	--	--	--	--	--
2017-18	Maine	Hockey East	37	7	20	27	42	--	--	--	--	--
2018-19	Maine	Hockey East	34	16	13	29	34	--	--	--	--	--
	Grand Rapids	AHL	10	2	0	2	2	0	0	0	0	0
GRIFFINS/AHL/PRO TOTALS			10	2	0	2	2	0	0	0	0	0

31 CALVIN PICKARD

Goaltender
(PIHK-uhrd)

Height: 6'1" **Weight:** 210 **Catches:** Left **Born:** 4/15/92 in Moncton, New Brunswick
Drafted: Colorado's 2nd choice, 49th overall, in 2010 NHL Entry Draft



First season as a Griffin...Eighth year pro...Selected by the Vegas Golden Knights in the 2017 NHL Expansion Draft...Traded from Vegas to the Toronto Maple Leafs in exchange for Tobias Lindberg and a sixth-round selection in the 2018 NHL Entry Draft, 10/6/17...Claimed off waivers by the Philadelphia Flyers from Toronto, 10/2/18...Claimed off waivers by the Arizona Coyotes from Philadelphia, 11/29/18...Signed to a two-year contract by Detroit, 7/1/19...Assigned by Detroit, 9/29/19.

Career Highlights: 2018 Calder Cup champion with Toronto...Won the Harry Holmes Memorial Award, awarded to the goaltending tandem with the lowest goals against average (2.24), alongside Garret Sparks with Toronto in 2017-18...Made his NHL debut with Colorado on Oct. 16, 2014 at Ottawa...Represented Canada at the 2016 and 2017 IIHF World Championships, winning a gold and silver, respectively...Became the first goalie in NHL history to record his first two wins in relief in back-to-back team games on Nov. 22 and Nov. 25, 2014...Finished his junior career with Seattle as the Western Hockey League's all-time leader in minutes (14,025) and saves (7,727).

2018-19: Appeared in 17 NHL games between Arizona and Philadelphia, and skated in four games with the Tucson Roadrunners...Claimed off waivers by Philadelphia from Toronto on Oct. 2 and showed a 4-2-2 record with a 4.01 GAA, a 0.863 save percentage and one shutout in 11 games for the Flyers...Claimed off waivers by Arizona from Philadelphia on Nov. 29 and tallied a 0-4-0 mark to go along with a 3.60 GAA and a 0.892 save percentage in six contests for the Coyotes...Played in four games with Tucson, compiling a 3-0-0 record alongside a 3.47 GAA and a 0.889 save mark...Four AHL games marked his lowest in a season since turning pro and appearing in two at the end of the 2011-12 campaign...Shut out the New York Rangers behind 31 saves, 11/23/18...Made 42 saves while appearing in his 100th NHL game, 2/5/19 at NSH. **2017-18:** Calder Cup champion with the Toronto Marlies...Recorded a 21-9-2 mark, a career-high 2.31 GAA, a career high-tying 0.918 save percentage and one shutout in 33 appearances with the Marlies...Claimed the AHL's Harry Holmes Memorial Award, awarded to the goaltending tandem with the lowest GAA (2.24), alongside Garret Sparks...Ranked among the AHL's goalie leaders in GAA (7th), save percentage (12th) and wins (T9th)...In his Calder Cup Playoff debut, totaled a 1-0 record, a 1.00 GAA and a 0.956 save percentage in three games...In his team debut with the Toronto Maple Leafs and lone NHL game of the season, stopped 24 shots in a 4-3 overtime loss, 12/29/17 at COL...Enjoyed a career-high eight-game winning streak, posting a 1.17 GAA and a 0.955 save percentage in that span, 11/5/17-12/15/17...During a seven-game winning streak, notched a 1.15 GAA and a 0.957 save percentage, 1/6/18-2/17/18. **2016-17:** Spent his first full season in the NHL, appearing in an NHL career-high 50 games with Colorado...Posted a 15-31-2 record to go along with a 2.98 GAA, a 0.904 save percentage and two shutouts...Enjoyed a career-high three-game winning streak to start his season from 10/17/16-11/5/16, which included a 32-save shutout on 11/5/16 vs. MIN...Made a season-high 41 saves, 11/19/16 at MIN...Helped Canada win the silver medal at the 2017 IIHF World Championship after possessing a 1.49 GAA and a 0.938 save percentage in seven games. **2015-16:** Split the campaign between Colorado and its AHL affiliate, the San Antonio Rampage...Played in 20 games with the Avalanche, showing a 7-6-1 record, a 2.56 GAA, a 0.922 save percentage and one shutout...Made 21 appearances with the Rampage and was good for a 9-8-4 record, a 2.75 GAA, a 0.917 save percentage and one shutout...Among NHL rookie goaltenders (min. 10 GP), ranked fifth in GAA, second in save percentage and tied for fourth in shutouts...Named the AHL Goaltender of the Month for October 2015 after finishing with a 5-0-1 record, a 1.79 GAA, a 0.946 save percentage and one shutout in six appearances...Equalled an AHL career high by starting 11 consecutive games, 11/24/15-12/17/15...Set a Colorado Avalanche single-period saves record with 24 saves in the third period, 3/3/16 vs. FLA...Won a gold medal with Canada at the 2016 IIHF World Championship while showing a 0.50 GAA and a 0.971 save percentage in two games. **2014-15:** Played in an AHL career-high 50 games with the Lake Erie Monsters...Notched a career-high 23 wins as part of a 23-17-9 record to go along with a 2.61 GAA, a 0.917 save mark and three shutouts...Made his NHL debut with Colorado and tallied a 6-7-3 record, a 2.35 GAA and a 0.932 save percentage in 16 appearances...Ranked among the AHL's goalie leaders in games played (6th), wins (T10th), save percentage (T19th) and shutouts (T15th) and with 2942:58 minutes (5th)...Among NHL rookie netminders (min. 10 GP), placed sixth in GAA and third in save percentage...Recorded 23 saves during a 5-3 loss in his NHL debut, 10/16/14 at OTT...Collected 17 saves in a 4-3 victory for his first NHL win, 11/22/14 vs. CAR...Became the first goaltender in NHL history to record his first two wins in relief in back-to-back team games on Nov. 22 and Nov. 25...Made an NHL career-high 47 saves, 12/18/14 at PIT...Established an AHL career high by making 11 consecutive starts, 3/25/15-4/16/15...Appeared in a career-high 13 straight AHL games, 3/25/15-4/18/15...Stopped an AHL career-high 47 shots while facing a career high-tying 49 shots, 4/11/15 at ADK. **2013-14:** Played in 43 games with Lake Erie during his second full AHL season, showing a



16-18-7 record, a 2.85 GAA, a 0.906 save percentage and two shutouts...Ranked among the AHL's goalie leaders with 43 games played (T16th) and 2444:57 minutes (16th)...Paced Lake Erie in wins...Matched a career high by facing 49 shots, 3/29/14 at CHI. **2012-13:** In his first full professional season with Lake Erie, posted a 20-19-5 record, a 2.47 GAA, a career-high 0.918 save percentage and a career-high five shutouts...Among rookie AHL netminders, ranked sixth in GAA, fifth in save percentage, fifth in wins, second in shutouts and tied for second in games played while placing second in minutes (2,749:16)...Among all AHL goalies, finished 16th in GAA, tied for 15th in save percentage, 17th in wins, tied for sixth in shutouts, tied for 10th in games played and 11th in minutes...Earned his first AHL shutout behind 40 saves, 10/14/12 at TOR...Notched two four-game winning streaks, 12/29/12-1/10/13 and 4/5/13-4/20/13. **2011-12:** In his final Western Hockey League season with the Seattle Thunderbirds, recorded a 25-37-2 mark alongside a 3.59 GAA, a 0.906 save percentage and five shutouts in 64 games...After his junior campaign concluded, joined the Lake Erie Monsters for a pair of games, picking up one win while showing a 3.12 GAA and a 0.892 save percentage...Became the WHL's all-time leader in saves (7,727) and minutes (14,025)...Led all WHL goalies with 3,630 minutes and 2,085 saves while tying for the lead in games played and shutouts...Ranked 13th in save percentage...Named the CHL Goaltender of the Week for the period ending Nov. 20 after stopping 90 of 93 shots, including a shutout, during a pair of victories on Nov. 18 and 19...Made his professional debut, stopping all eight shots while playing 16:59 in relief, 3/31/12 at TEX...Earned his first AHL win by making 25 saves on 29 shots, 4/1/12 at TEX. **2010-11:** Finished with a 27-33-8 record, a 3.36 GAA, a 0.916 save percentage and one shutout in a junior career-high 68 games with Seattle...Named to the WHL Western Conference Second All-Star Team...Registered the third-highest single-season saves total (2,443) in WHL history...Led the WHL in games played, minutes (4013) and saves, while tying for eighth in save percentage. **2009-10:** Collected a 16-34-12 record, a 3.09 GAA, a 0.914 save percentage and three shutouts in 62 games with Seattle...Named to the WHL Western Conference First All-Star Team after leading the league in games played, minutes (3,688) and saves (2,017), while placing seventh in save percentage and tied for 12th in shutouts...Named the CHL Goaltender of the Week for the period ending Nov. 15 after going 3-0-0 with two shutouts in three games...Participated in the CHL Top Prospects Game...Represented Canada at the 2010 IIHF World U18 Championships, appearing in six games and registering a 2.87 GAA and a 0.894 save percentage. **2008-09:** In his inaugural WHL season, compiled a 23-16-5 record, a 3.05 GAA, a 0.896 save percentage and three shutouts in 47 appearances with Seattle...Ranked 12th in the league in wins, 16th in games played, 15th in minutes (2,694) and tied for 10th in shutouts...Named the CHL Goaltender of the Week for the period ending Oct. 14 after going 1-0-1 and stopping 44 of 45 shots in two games.

Personal: Lives in Winnipeg during the offseason...Married his wife, Courtney, in summer 2018...Has one dog named Ari, a mini Aussie...Has a sister Kelly and his older brother Chet is a goalie who plays professionally in Germany...Best friend in hockey is Dylan McIlrath...Won a gold medal with Canada at the 2016 IIHF World Championship and a Calder Cup with Toronto in 2018...Started playing hockey at the age of six and his first position was as a forward...Hockey nickname is Picks...Hockey idol as a youth was Curtis Joseph...Greatest influence on his hockey career has been Paul Fricker, a goalie coach, because he's easy to talk to and always thinks things through...Favorite charities are the Special Olympics and anything that supports dogs...Exciting places he's visited recently include Greece and Italy...Also speaks a little French...Played baseball and basketball growing up...Favorite quote is "get it done"...Favorite food is popcorn...Favorite music artist is Luke Combs...Favorite movie is *Dumb and Dumber*...Favorite vacation spots are Greece and Italy...Favorite sport to watch other than hockey is football.



AHL CAREER HIGHS

Games Played: 50, 2014-15
 Wins: 23, 2014-15
 Shutouts: 5, 2012-13
 Consecutive Starts: 11, twice (MR: 11/24/15-12/17/15)
 Consecutive Games Played: 13, 3/25/15-4/18/15
 Winning Streak: 8, 11/5/17-12/15/17

Losing Streak (Regulation): 7, 12/4/15-12/17/15
 Winless Streak: 7, 12/4/15-12/17/15
 Saves, Game: 47, 4/11/15 LE at ADK
 Shots Faced, Game: 49, three times (MR: 4/11/15 LE at ADK)
 Goals Against, Game: 7, 12/26/12 LE at RCH

FIRSTS

AHL Game: 3/31/12 LE at TEX (0-4 ND, 8 saves)
 AHL Win: 4/1/12 LE at TEX (8-4 W, 25 saves)
 AHL Shutout: 10/14/12 LE at TOR (4-0 W, 40 saves)


NHL Game: 10/16/14 COL at OTT (3-5 L, 23 saves)
 NHL Win: 11/22/14 COL vs. CAR (4-3 W, 17 saves)
 NHL Shutout: 1/14/16 COL vs. NJD (3-0 W, 27 saves)

Season	Team	League	Regular Season							Playoffs				
			GP	W	L	O/T	GAA	SO		GP	W	L	GAA	SO
2008-09	Seattle	WHL	47	23	16	5	3.05	3		5	1	4	3.03	0
2009-10	Seattle	WHL	62	16	34	12	3.09	3		--	--	--	--	--
2010-11	Seattle	WHL	68	27	33	8	3.36	1		--	--	--	--	--
2011-12	Seattle	WHL	64	25	37	2	3.59	5		--	--	--	--	--
	Lake Erie	AHL	2	1	0	0	3.12	0		--	--	--	--	--
2012-13	Lake Erie	AHL	47	20	19	5	2.47	5		--	--	--	--	--
2013-14	Lake Erie	AHL	43	16	18	7	2.85	2		--	--	--	--	--
2014-15	Lake Erie	AHL	50	23	17	9	2.61	3		--	--	--	--	--
	Colorado	NHL	16	6	7	3	2.35	0		--	--	--	--	--
2015-16	San Antonio	AHL	21	9	8	4	2.75	1		--	--	--	--	--
	Colorado	NHL	20	7	6	1	2.56	1		--	--	--	--	--
2016-17	Colorado	NHL	50	15	31	2	2.98	2		--	--	--	--	--
2017-18	Toronto	AHL	33	21	9	2	2.31	1		3	1	0	1.00	0
	Toronto	NHL	1	0	0	1	3.81	0		--	--	--	--	--
2018-19	Tucson	AHL	4	3	0	0	3.47	0		--	--	--	--	--
	Philadelphia	NHL	11	4	2	2	4.01	1		--	--	--	--	--
	Arizona	NHL	6	0	4	0	3.60	0		--	--	--	--	--
NHL TOTALS			104	32	50	9	2.93	4		--	--	--	--	--
AHL TOTALS			200	93	71	27	2.61	12		3	1	0	1.00	0
PRO TOTALS			304	125	121	36	2.71	16		3	1	0	1.00	0

73 MATT PUEMPEL

Right Wing
(PUHM-puhl)

Height: 6'1" Weight: 205 Shoots: Left Born: 1/24/93 in Essex, Ontario
Drafted: Ottawa's 3rd choice, 24th overall, in 2011 NHL Entry Draft



Third season as a Griffin...Seventh year pro...Claimed off waivers from Ottawa by the New York Rangers, 11/21/16...Traded to Detroit by New York in exchange for Ryan Sproul, 10/21/17...Assigned by Detroit, 10/21/17...Signed to a two-year contract by Detroit, 9/9/18...Assigned by Detroit, 10/1/18...Recalled by Detroit, 3/22/19...Assigned by Detroit, 4/7/19...Assigned by Detroit, 9/29/19.

Career Highlights: Became the 177th Griffins alumnus to play in the NHL when he made his Red Wings debut, 3/23/19 at VGK...Scored his first goal as a Red Wing, 4/4/19 at PIT... Became the 40th player in Griffins history to score 100 points in a Griffins uniform, 3/8/19 vs. IA...Set AHL career highs in points (57) and assists (34) in 2017-18...Named to the 2018 AHL All-Star Classic, his first pro all-star appearance...Spent the entire 2016-17 season in the NHL, appearing in 40 games between Ottawa and the New York Rangers...Scored his

first NHL hat trick, 12/29/16 at ARI, notching all three goals on the power play...Scored his first NHL goal, 3/10/15 vs. BOS...Made his NHL debut with Ottawa, 2/21/15 at FLA...Scored an AHL career-high 30 goals during his first full pro season in 2013-14 with Binghamton...Named the OHL Rookie of the Year and the CHL Rookie of the Year in 2010 after leading all first-year OHL skaters with 64 points.

2018-19: Posted 50 points (24-26—50), a plus-two rating and 38 PIM in 62 games with the Griffins...Recorded four points (2-2—4), which tied for the team high, to go along with a minus-one rating and 16 PIM while skating in all five Calder Cup Playoff games...In his Red Wings debut, tallied one point (1-0—1), a minus-two rating and two PIM while averaging 10:24 of ice time in eight games...Ranked among the Griffins' team leaders with 50 points (T2nd), 24 goals (2nd), 26 assists (3rd), eight power play goals (1st), a career-high 225 shots (1st), three shootout goals (T1st) and 0.81 points/game (3rd)...Placed fourth in the AHL in shots...24 goals were the most since netting a career-high 30 in 2013-14 with Binghamton...Banked 20 or more goals for the third time in his AHL career and in back-to-back campaigns after scoring 23 in 2017-18...Led the team with 16 multi-point outings...Netted four two-goal games...225 shots were the fourth most in a single season in team history since 2011-12...Posted three four-game point streaks, 12/17/18-12/14/18, 2/9/19-2/20/19, 2/23/19-3/8/19...Scored his 100th career goal as a professional, 11/23/18 vs. MIL...Skated in his 250th career AHL game, 11/24/18 at CHI...Tallied his 200th career point as a pro on an assist, 12/7/18 at RFD...Recorded a season-high three points behind a goal and two assists, 1/12/19 vs. BEL...Notched his 100th AHL goal, 1/19/19...Scored the deciding goal in the shootout while playing in his 100th game as a Griffin, 1/26/19 vs. SJ...Potted his 20th goal of the season, 2/23/19 at CHI...Fired a season-high 10 shots, 2/15/19 vs. SA...Became the 40th player in franchise history to score 100 points in a Griffins uniform following a two-assist effort, 3/8/19 vs. IA...Reached 100 points in his 111th game as a Griffin, the 10th-fastest player in franchise history to hit the century mark...Lit the lamp in regulation and scored the deciding goal in the shootout, 3/16/19 at MIL...Became the 177th Griffins alumnus to play in the NHL when he made his Red Wings debut, 3/23/19 at VGK...Logged three shots in 8:03 of ice time during his debut...Scored his first goal as a Red Wing and it came on the power play, 4/4/19 at PIT...Both of his goals in the Calder Cup Playoffs came on the power play...Tallied three points with a goal and two assists in Game 3 of the Central Division Semifinals, 4/23/19 vs. CHI. **2017-18:** Produced 57 points (23-34—57), a plus-eight rating and 21 PIM in 62 games between Hartford and Grand Rapids...Set AHL career highs in points and assists...Notched three points (1-2—3) and a plus-two rating in five games with Hartford before being traded to the Red Wings organization on Oct. 21...Tallied 54 points (22-32—54), a plus-six rating and 21 PIM in 57 appearances with the Griffins...Ranked as one of the AHL's leaders with 57 points (T16th) and seven first goals (T4th)...Named to the 2018 AHL All-Star Classic, his first pro all-star appearance...Among Griffins skaters, placed third in points, tied for second in goals, second in assists, tied for second in power play goals (9) and second in power play points (22)...Finished with four points (1-3—4) in five Calder Cup Playoff games...Made his Griffins debut, 10/25/17 vs. TUC...Contributed three assists in his second game as a Griffin, 10/27/17 vs. CHI...Potted his first goal as a Griffin, 10/28/17 at RFD...Posted a career-high four-game goal streak, 12/29/17-1/3/18...Played in his 200th career AHL game, 1/8/18 at MB...Tallied an AHL career-high nine-game point streak, 1/12/18-2/4/18...Went on an 11-game home point streak, 11/29/17-1/27/18...Appeared in his 300th pro game, 3/20/18 at MIL. **2016-17:** Spent his first full season in the NHL, combining for nine points (6-3—9) and 11 PIM in 40 games between Ottawa and the New York Rangers...Skated in 13 games with Ottawa and recorded seven PIM before being claimed off waivers by the Rangers on Nov. 21...Produced nine points (6-3—9) and four PIM in 27 appearances with New York...Registered his first career NHL hat trick, 12/29/16 at ARI, scoring all three goals on the power play...Became the first Ranger to tally three power play goals in one game since Mike Gartner on Jan. 31, 1994 vs. PIT...Established his career high for points in a single NHL game with his hat trick...Notched points in back-to-back contests, 12/27/16-12/29/16. **2015-16:** Split the campaign between Ottawa and its AHL affiliate in Binghamton...Posted three points (2-1—3) and nine PIM in 26 contests with Ottawa...Showed 30 points (17-13—30) and 15 PIM in 34 appearances with Binghamton...Ranked among Binghamton's leaders in points (T7th) and goals (T3rd)...Logged a season-high seven-



game point streak, 12/26/15-1/8/16...Registered his first career NHL game-winning goal, 10/30/15 at DET. **2014-15:** Skated in 51 games with Binghamton, notching 32 points (12-20—32) and 31 PIM...Ranked 10th on the team in points, ninth in assists and tied for seventh in goals...Made his NHL debut with Ottawa, tallying three points (2-1—3), a plus-six rating and eight PIM in 13 appearances...Skated in his first NHL game, 2/21/15 vs. FLA...Scored his first NHL goal, which was also his first NHL point, 3/10/15 vs. BOS...Notched his first NHL assist, 3/21/15 vs. TOR. **2013-14:** In his first full professional season, recorded 48 points (30-18—48) and 94 PIM in 74 games with Binghamton...Set career highs in goals, PIM and games played...Led all league rookies with 15 power play goals while also ranking among the first-year leaders in points (T8th) and goals (3rd)...30 goals was only one off the league rookie lead...Among all league skaters, tied for third in power play goals and tied for sixth in overall tallies...Picked up a career-high 20 PIM, 12/14/13 at HER...Tallied a season-high eight-game point streak, 3/16/14-4/4/14...Notched a career-high four-game assist streak, 3/21/14-3/29/14...Skated in one Calder Cup Playoff game. **2012-13:** In his final OHL season, totaled 47 points (35-12—47), a plus-five rating and 43 PIM in 51 games with Kitchener...Team-high 35 goals set an OHL career high and marked the third time in four junior seasons he surpassed the 30-goal plateau...Ranked among the OHL's leaders in goals (T14th) and with 15 power play tallies (T6th)...Tied for third on the team in postseason scoring with seven points (3-4—7) in 10 games...Recorded seven goals during a season-high five-game goal streak, 11/4/12-11/16/12...Tallied two hat tricks on the season...Skated in two regular season games with Binghamton...In his Calder Cup Playoff debut, posted a team-high two goals in three contests...Scored his first Calder Cup Playoff goal, 4/28/13 vs. WBS...Represented Team OHL at the Canada-Russia Series, tallying one assist in two games. **2011-12:** Appeared in 30 games with the OHL's Peterborough Petes, recording 33 points (17-16—33) and 31 PIM...Finished sixth on the team in scoring, fifth in goals, ninth in assists and second in points per game (1.10)...Recorded a season-high 10-game point streak, 10/29/11-11/25/11, which included a six-game goal streak, 10/29/11-11/12/11...Debuted professionally with Binghamton, skating in nine games and scoring one goal...Appeared in his first AHL game, 3/25/12 at ADK...Notched his first AHL goal, which was also his first point, 4/14/12 vs. NOR. **2010-11:** In his second OHL season, scored 69 points (34-35—69) to go along with 49 PIM in 55 games with Peterborough...Set OHL career highs in points and PIM...Tied for sixth in the OHL with 15 power play goals...Led Peterborough in points, tied for the team lead in goals and tied for second in assists...Notched a hat trick in his first game of the season, 9/23/10 vs. OSH...Racked up 18 points (9-9—18) during a season-high nine-game point streak, 12/9/10-1/6/11...Participated in the CHL Top Prospects Game...Helped Canada win the gold medal at the 2010 Ivan Hlinka Memorial Tournament, scoring seven points (3-4—7) in five games. **2009-10:** In his rookie OHL campaign, compiled 64 points (33-31—64) and 43 PIM in 59 games with Peterborough...Named the OHL Rookie of the Year and the CHL Rookie of the Year for being the best rookie in the OHL, QMJHL or WHL...Named to the OHL All-Rookie Team and the CHL All-Rookie Team...Paced OHL rookies in points, goals and power play goals (11), and ranked third in assists...Led Peterborough in goals while tying for the team lead in power play goals and ranking second in points and fifth in assists...Accumulated 17 points (7-10—17) during a season-high seven-game point and assist streak, 2/26/10-3/13/10...Recorded a hat trick and three assists for a six-point outing in his last game of the season, 3/13/10 vs. OSH...Made his OHL playoff debut, showing two points (1-1—2) and six PIM in four contests...Picked up a silver medal with Canada-Ontario at the 2010 World U17 Hockey Challenge, recording five points (2-3—5) in six games.

Personal: Lives in Essex, Ontario...Has one brother, Mike...Best friend in hockey is Robbie Russo...Greatest hockey memory is playing his first NHL game...Won a gold medal with Team Canada's U18 team...Started playing hockey at the age of three...Hockey nickname is Puemp...Hockey idol as a youth was Jarome Iginla...Chose his jersey number because of the Essex 73's Jr. C Hockey Club...Greatest influence on his hockey career has been his parents because of everything they have done for him and taught him...Plans on becoming a hockey coach after his playing career...First job was meat delivery on bike...Proudest accomplishment is playing in the NHL...Favorite charity is the Children's Wish Foundation because he enjoys seeing what it does for kids...An exciting place he's visited is Europe...If he could trade places for a day with another person, he would be Kane Brown or Michael Phelps...Also played lacrosse growing up...Once met Channing Tatum...Favorite food is sushi...Favorite movie is *Elf*...Favorite television show is *Seinfeld*...Favorite vacation place is the Caribbean.



AHL CAREER HIGHS

Games Played: 74, 2013-14	Assist Streak: 4, 3/21/14-3/29/14
Goals: 30, 2013-14	Point Streak: 9, 1/12/18-2/4/18
Assists: 34, 2017-18	Goals, Game: 2, 12 times (MR: 3/1/19 GR at RFD)
Points: 57, 2017-18	Assists, Game: 3, three times (MR: 1/5/18 GR vs. RFD)
PIM: 94, 2013-14	Points, Game: 3, eight times (MR: 1/12/19 GR vs. BEL)
Goal Streak: 4, 12/29/17-1/3/18	PIM, Game: 20, 12/14/13 BNG at HER

FIRSTS

AHL Game: 3/25/12 BNG at ADK	NHL Game: 2/21/15 OTT vs. FLA
AHL Point: 4/14/12 BNG vs. NOR (goal)	NHL Point: 3/10/15 OTT vs. BOS (goal)
AHL Goal: 4/14/12 BNG vs. NOR (Dustin Tokarski)	NHL Goal: 3/10/15 OTT vs. BOS (Tuukka Rask)

Season	Team	League	Regular Season					Playoffs				
			GP	G	A	PTS	PIM	GP	G	A	PTS	PIM
2009-10	Peterborough	OHL	59	33	31	64	43	4	1	1	2	6
2010-11	Peterborough	OHL	55	34	35	69	49	--	--	--	--	--
2011-12	Peterborough	OHL	30	17	16	33	31	--	--	--	--	--
	Binghamton	AHL	9	1	0	1	2	--	--	--	--	--
2012-13	Kitchener	OHL	51	35	12	47	43	10	3	4	7	10
	Binghamton	AHL	2	0	0	0	0	3	2	0	2	0
2013-14	Binghamton	AHL	74	30	18	48	94	1	0	0	0	0
2014-15	Binghamton	AHL	51	12	20	32	31	--	--	--	--	--
	Ottawa	NHL	13	2	1	3	8	--	--	--	--	--
2015-16	Ottawa	NHL	26	2	1	3	9	--	--	--	--	--
	Binghamton	AHL	34	17	13	30	15	--	--	--	--	--
2016-17	Ottawa	NHL	13	0	0	0	7	--	--	--	--	--
	New York Rangers	NHL	27	6	3	9	4	--	--	--	--	--
2017-18	Hartford	AHL	5	1	2	3	0	--	--	--	--	--
	Grand Rapids	AHL	57	22	32	54	21	5	1	3	4	0
2018-19	Grand Rapids	AHL	62	24	26	50	38	5	2	2	4	16
	Detroit	NHL	8	1	0	1	2	--	--	--	--	--
NHL TOTALS			87	11	5	16	30	--	--	--	--	--
GRIFFINS TOTALS			119	46	58	104	59	10	3	5	8	16
AHL TOTALS			294	107	111	218	201	14	5	5	10	16
PRO TOTALS			381	118	116	234	231	14	5	5	10	16


27 MICHAEL RASMUSSEN

Center

(raz-MEW-sehn)

Height: 6'6" Weight: 230 Shoots: Left Born: 4/17/99 in Surrey, British Columbia

Drafted: Detroit's 1st choice, 9th overall, in 2017 NHL Entry Draft



Second season as a Griffin...Second year pro...Signed to a three-year entry-level contract by Detroit, 8/5/17...Assigned by Detroit for conditioning, 1/30/19...Recalled by Detroit, 2/7/19...Assigned by Detroit, 9/29/19.

Career Highlights: Made his NHL debut with the Red Wings, 10/4/18 vs. CBJ...One of five Red Wings to make their debut on 10/4/18, the first time five players made their NHL debuts in the same game since Oct. 10, 1985...Was Detroit's first top-10 draft pick since 1991 (Martin Lapointe)...Appeared in three games with the Griffins in 2018-19 during a conditioning stint...Represented Canada at the 2016 Ivan Hlinka Memorial Cup and Canada Black at the 2015 World U17 Hockey Challenge...Helped Tri-City reach the 2018 WHL conference finals after ranking second in the league in points with 33 (16-17—33) in 14 games.

2018-19: In his NHL debut, skated in 62 games with the Red Wings, tallying 18 points (8-10—18) and 29 PIM while averaging 12:04 of ice time...Played in three games with the Griffins while on a conditioning stint and scored two goals...Ranked among the NHL's rookie leaders with four power play goals (T4th)...Recorded 12:06 of ice time in his NHL debut, 10/4/18 vs. CBJ...One of five Red Wings to make their debut on 10/4/18...The last time five players made their NHL debuts in the same game was on Oct. 10, 1985 when Christopher Cichocki, Tim Friday, Doug Houda, Petr Klima, Adam Oates and Ray Staszak all appeared in their first game for Detroit...Picked up his first career point on an assist, 10/8/18 at ANA...Netted his first NHL goal, 10/30/18 at CBJ...Became the sixth teenager in Detroit history to score a goal in three consecutive games, 11/13/18-11/17/18...Involved in his first NHL fight, 12/14/18 vs. OTT...Scored two goals in his AHL debut with Grand Rapids, 1/31/19 at TEX...Registered his first NHL multi-point game with a goal and an assist, 2/7/19 vs. VGK...Missed the final eight games of the season due to injury. **2017-18:** In his final WHL campaign with the Tri-City Americans, served as the team's captain and produced a junior career-high 59 points (31-28—59), a plus-17 rating and 40 PIM in 47 appearances...Missed 15 games due to injury from 12/27/18-1/20/18...Tied for fifth in the WHL with 17 power play goals...Led the team in plus-minus rating and power play goals while ranking fourth on the club in points, second in goals and eighth in assists...Collected 33 points (16-17—33), a plus-eight rating and four PIM in 14 WHL playoff games, helping Tri-City advance to the conference finals...Finished as one of the league's postseason leaders with 33 points (2nd), 16 goals (T2nd), 17 assists (T5th) and seven power play goals (T1st)...Registered an 11-game point streak to begin the playoffs, accumulating 29 points (14-15—29), 3/22/18-4/23/18. **2016-17:** Tallied 55 points (32-23—55) and 50 PIM in 50 games with Tri-City...Netted a junior career-high 32 goals...Tied for sixth in the league with 15 power play goals...Paced the club in power play goals while placing among the team's leaders in points (7th), goals (2nd) and assists (9th)...Scored four goals in his first game of the season, 9/24/16 vs. SPO. **2015-16:** Played in a junior career-high 63 games for Tri-City, contributing 43 points (18-25—43), a plus-four rating and 37 PIM...Finished as one of the team's leaders in points (7th), goals (6th), assists (T7th) and with eight power play goals (2nd)...Ranked as one of the WHL's rookie leaders in points (14th), goals (T6th), assists (T15th) and power play goals (T4th)...Picked up three points (2-1—3) in five games while suiting up for Canada Black at the 2015 World U17 Hockey Challenge...Represented Canada at the 2016 Ivan Hlinka Memorial Cup. **2014-15:** Played in one game with Penticton of the British Columbia Hockey League and made one appearance with Tri-City.

Personal: Lives in Surrey during the off season...Has two older sisters...Best friends in hockey are Juuso Valimäki and Jordy Bellerive...Greatest hockey memory is playing in his first NHL game...Started playing hockey at the age of 10 and his first position was forward...Hockey nickname is Raz...Hockey idols as a youth were the Sedin brothers...Greatest influence on his hockey career has been his dad because he taught him how to work hard...First job was as a hockey player...Greatest personal obstacle he's overcome is injuries...Proudest accomplishment is being the captain of his junior team...Favorite charities are SPCA and the Michigan Humane Society...An exciting place he's visited is Hawaii for his vacation...An interesting fact about him is he's ambidextrous...If he could trade places for a day with another person or occupation, he would be his dad, a businessman...Also played soccer, basketball, track and field, and baseball growing up...Involved in his dad's business...Most famous non-hockey person he's met is JJ Watt...Favorite quote is "for those I love, I will sacrifice"...Favorite foods are steak and ice cream...Favorite music artist is Post Malone...Favorite movie is *Batman*...Favorite television show is *Ballers*...Favorite website is YouTube...Favorite book is *Can't Hurt Me*...Favorite vacation spot is Hawaii...Favorite sports teams are the Los Angeles Lakers and the Seattle Seahawks...Favorite sports to watch other than hockey are football and basketball.



2019-20 SEASON



AHL CAREER HIGHS

Games Played: 3, 2018-19
Goals: 2, 2018-19
Assists: N/A
Points: 2, 2018-19
PIM: N/A
Goal Streak: N/A

Assist Streak: N/A
Point Streak: N/A
Goals, Game: 2, 1/31/19 GR at TEX
Assists, Game: N/A
Points, Game: 2, 1/31/19 GR at TEX
PIM, Game: N/A

FIRSTS

AHL Game: 1/31/19 GR at TEX
AHL Point: 1/31/19 GR at TEX (goal)
AHL Goal: 1/31/19 GR at TEX (Landon Bow)

NHL Game: 10/4/18 DET vs. CBJ
NHL Point: 10/8/18 DET at ANA (assist)
NHL Goal: 10/30/18 DET at CBJ (Joonas Korpi)

Season	Team	League	Regular Season					Playoffs				
			GP	G	A	PTS	PIM	GP	G	A	PTS	PIM
2014-15	Penticton	BCHL	1	0	0	0	0	--	--	--	--	--
	Tri-City	WHL	1	0	0	0	2	3	0	0	0	0
2015-16	Tri-City	WHL	63	18	25	43	37	--	--	--	--	--
2016-17	Tri-City	WHL	50	32	23	55	50	--	--	--	--	--
2017-18	Tri-City	WHL	47	31	28	59	40	14	16	17	33	4
2018-19	Detroit	NHL	62	8	10	18	29	--	--	--	--	--
	Grand Rapids	AHL	3	2	0	2	0	--	--	--	--	--
NHL TOTALS			62	8	10	18	29	--	--	--	--	--
GRIFFINS/AHL TOTALS			3	2	0	2	0	--	--	--	--	--
PRO TOTALS			65	10	10	20	29	--	--	--	--	--

9 VILI SAARIJARVI

Defenseman

(VIH-lee SAH-ree-YAHR-vee)

Height: 5'10" Weight: 180 Shoots: Right Born: 5/15/97 in Rovaniemi, Finland

Drafted: Detroit's 2nd choice, 73rd overall, in 2015 NHL Entry Draft



Third season as a Griffin...Third year pro...Signed to a three-year entry-level contract by Detroit, 7/3/15...Reassigned from Flint (OHL) to Grand Rapids by Detroit, 3/24/16...Reassigned to Toledo (ECHL) by Detroit, 3/28/16...Reassigned from Toledo by Detroit, 4/11/16...Reassigned from Mississauga (OHL) to Grand Rapids by Detroit, 5/17/17...Assigned by Detroit, 10/1/17...Reassigned to Toledo by Detroit, 10/10/17...Reassigned from Toledo by Detroit, 10/22/17...Reassigned to Toledo by Detroit, 11/20/17...Reassigned from Toledo by Detroit, 12/6/17...Assigned by Detroit, 9/29/18...Assigned by Detroit, 9/28/19.

Career Highlights: Spent the entire 2018-19 campaign with the Griffins, posting 16 points (2-14—16) in 70 games...Appeared in games with both the Griffins and ECHL's Toledo Walleye during his first professional campaign in 2017-18...Represented Finland at the 2017 and 2016 World Junior Championships, winning a gold medal in 2016...Debuted professionally with the ECHL's Toledo Walleye at the end of the 2015-16 season...Won a silver medal with Finland at the 2015 U18 World Junior Championship...Named to the 2014-15 USHL All-Rookie Second Team.

2018-19: Saarijarvi tallied 16 points (2-14—16), a plus-19 rating and 20 PIM in 70 games with the Griffins...Skated in one Calder Cup Playoff game and scored a goal...Ranked among the team's defensemen leaders with 70 GP (1st), 121 shots (1st), two power play goals (2nd) and 16 points (3rd)...His team-leading plus-19 rating tied for 14th among AHL defensemen...Ranked fourth on the team overall in games played...Both of his goals on the season came on the power play, one of two Griffins defensemen (Filip Hronek) with multiple PPGs...Recorded his first AHL goal, 10/20/18 vs. CHI...Collected four points (1-3—4) during a season-high four-game point streak, 10/13/18-10/26/18...Notched a season-high three points with a power play goal and two power play assists, 1/12/19 vs. BEL...Skated in his 100th North American pro game, 1/19/19 vs. MIL...Enjoyed a 15-game stretch of posting an even or better rating, 1/9/19-2/16/19...Skated in his 100th game as a Griffin, 3/15/19 vs. RFD...Scored his first Calder Cup Playoff goal while playing in his second postseason game, 4/28/19 at CHI. **2017-18:** Appeared in games with the Griffins and ECHL's Toledo Walleye during his first professional season...Tallied 11 points (0-11—11) and 10 PIM in 42 games with the Griffins and six points (2-4—6), a plus-two rating and two PIM in 10 appearances with the Walleye...Picked up his first AHL point on an assist during his AHL debut, 10/28/17 at RFD...Recorded a season-high three-game assist streak, 12/13/17-12/16/17...Logged a multi-goal game with the Walleye, 11/24/17 vs. WOR, as part of a three-game point streak, 11/23/17-11/26/17...Made his Calder Cup Playoff debut, 4/26/18 vs. MB. **2016-17:** Appeared in 34 games with the OHL's Mississauga Steelheads, tallying 31 points (11-20—31), a plus-20 rating and 14 PIM...Began the season on injured reserve...151 shots placed second on the Steelheads...Ranked among the team's leaders with a plus-20 rating (7th), 11 power play assists (T2nd) and 13 power play points (T4th)...Totaled 10 multi-point outings in 34 games...Led all team defensemen and placed fifth overall on Mississauga with 15 points (5-10—15) in 20 playoff appearances...Among league defensemen, ranked among the playoff leaders in points (2nd), goals (T2nd), assists (4th) and shots on goal (76, 2nd)...Made his season debut, 11/25/16 vs. SSM...Accumulated 12 points (5-7—12) during a season-high seven-game point streak, 11/29/16-12/10/16...Scored four points (2-2—4) in six games while representing Finland at the World Junior Championship. **2015-16:** Skated in 59 games with Flint during his first OHL season and totaled 43 points (12-31—43) and 32 PIM...Made his professional debut with the ECHL's Toledo Walleye after the OHL campaign concluded and scored four points (1-3—4) in five games...Scored four points (0-4—4) in seven games at the World Junior Championship and helped Finland win the gold medal...Ranked among the OHL's top defensemen with 43 points (T9th), 12 goals (T7th), 219 shots (2nd) and eight power play goals (T1st)...Recorded a season-high five-game point streak twice, 10/4/15-10/16/15 and 1/24/16-2/5/16...Notched three assists in his pro debut with Toledo, 4/1/16 vs. MAN...His first pro goal came on the power play, 4/8/16 vs. KAL. **2014-15:** In his first season in North America, played in 57 games with the USHL's Green Bay Gamblers and totaled 23 points (6-17—23) and 14 PIM...Named to the USHL All-Rookie Second Team after ranking fifth among league blueliners in points, second in shots (109), eighth in assists and tied for second in goals...Represented Finland at the U18 World Junior Championship and helped the Finns win the silver medal after posting nine points (3-6—9) in seven games...Led all defensemen at the World Junior Championship in points, goals and assists...Made his USHL season debut, 9/27/14 vs. CHI. **2013-14:** Split his last season in Finland between Karpas's U18 and junior team...Logged 10 points (3-7—10) in eight games with the U18 team and 28 points (7-21—28) in 40 games with the junior squad...Added one goal and six PIM in 12 postseason games with the junior team. **2012-13:** Saw action with three of Karpas's clubs...Scored 11 points (4-7—11) in 10 regular season games with the U16 team before adding 14 points (5-9—14) in nine postseason appearances...Tallied 30 points (5-25—30) in 38 contests with the U18 team while supplying one point (0-1—1) in three playoff games...Skated in three games with the junior team and scored one point and appeared in two playoff games.

Personal: Lives in Rovaniemi, Finland...Has three siblings...Greatest hockey memory is winning the 2016 World

Junior Championship in Finland...Has many best friends in hockey, including Brad Thompson...Started playing hockey at the age of three...First position was as a forward...Hockey idol as a youth was Teemu Selanne...Greatest influence on his hockey career has been his family...After his playing career, plans to be a hockey coach or a SWAT team member...Proudest accomplishment is being drafted and then being signed by the Red Wings...Favorite charity is the Griffins Youth Foundation...An exciting place he's visited is Spain...If he could trade places for a day with another occupation, he would be an artist...Also speaks Finnish...Played soccer growing up...Favorite foods are steak, fish and burgers...Favorite music artist is JVG...Favorite book is *Can't Hurt Me*...Favorite vacation spot is Spain...Favorite sport to watch other than hockey is golf...Enjoys music, golf and Twitter.

AHL CAREER HIGHS

Games Played: 70, 2018-19	Assist Streak: 3, 12/13/17-12/16/17
Goals: 2, 2018-19	Point Streak: 4, 10/13/18-10/26/18
Assists: 14, 2018-19	Goals, Game: 1, twice (MR: 1/12/19 GR vs. BEL)
Points: 16, 2018-19	Assists, Game: 2, 1/12/19 GR vs. BEL
PIM: 20, 2018-19	Points, Game: 3, 1/12/19 GR vs. BEL
Goal Streak: N/A	PIM, Game: 4, 3/30/19 GR at RFD

FIRSTS

AHL Game: 10/28/17 GR at RFD	AHL Goal: 10/20/18 GR vs. CHI (Max Lagace)
AHL Point: 10/28/17 GR at RFD (assist)	

Season	Team	League	Regular Season					Playoffs				
			GP	G	A	PTS	PIM	GP	G	A	PTS	PIM
2012-13	Karpat	Finland U16	10	4	7	11	8	9	5	9	14	10
	Karpat Oulu U18	Finland U18	38	5	25	30	24	3	0	1	1	2
	Karpat Oulu Jr.	Finland Jr.	3	0	1	1	0	2	0	0	0	4
2013-14	Karpat Oulu U18	Finland U18	8	3	7	10	2	--	--	--	--	--
	Karpat Oulu Jr.	Finland Jr.	40	7	21	28	10	12	1	0	1	6
2014-15	Green Bay	USHL	57	6	17	23	14	--	--	--	--	--
2015-16	Flint	OHL	59	12	31	43	32	--	--	--	--	--
	Toledo	ECHL	5	1	3	4	0	--	--	--	--	--
2016-17	Mississauga	OHL	34	11	20	31	14	20	5	10	15	8
2017-18	Grand Rapids	AHL	42	0	11	11	10	1	0	0	0	0
	Toledo	ECHL	10	2	4	6	2	--	--	--	--	--
2018-19	Grand Rapids	AHL	70	2	14	16	20	1	1	0	1	0
GRIFFINS/AHL TOTALS			112	2	25	27	30	2	1	0	1	0
PRO TOTALS			127	5	32	37	32	2	1	0	1	0



Photo by Mark Newman

53 MORITZ SEIDER

Defenseman
(MOHR-ih-tz SIGH-duhr)


Height: 6'3"

Weight: 209

Shoots: Right

Born: 4/6/01 in Zell, Germany

Drafted: Detroit's 1st choice, 6th overall, in 2019 NHL Entry Draft



First season as a Griffin...Second year pro...Signed to a three-year entry-level contract by Detroit, 7/14/19...Assigned by Detroit, 9/29/19.

Career Highlights: Won the Deutsch Eishockey Liga's Rookie of the Year award after posting six points (2-4-6) in 29 games with Adler Mannheim as a 17-year-old in 2018-19...Second-highest scoring season ever for an under-18 defenseman in the DEL...Appeared in all 14 postseason games and contributed five assists to help Mannheim win the DEL championship...First German defenseman to be selected in the first round of an NHL Entry Draft, and is the fourth-highest German-born player to be selected...Named the best defenseman at the 2019 IIHF World Junior Championship Division 1 tournament after tying for second on the team with seven points (1-6-7) in five games...Suited up for Germany at the 2019 IIHF World Championship and scored two goals in five games...

Won a bronze medal at the 2018 IIHF World Junior Championship Division 1...Earned best defenseman honors alongside a silver medal at the 2018 IIHF World Under-18 Championship Division 1...Won back-to-back league titles in 2017 and 2018 with Adler Mannheim's junior club.

2018-19: Appeared in 29 games with Adler Mannheim in the Deutsch Eishockey Liga and registered six points (2-4-6) and eight PIM as a 17-year-old...Named the league's Rookie of the Year...Posted the second-highest scoring season ever for an under-18 defenseman in the DEL...Logged five assists while playing in all 14 playoff contests to help Mannheim win the DEL championship...Captained Germany at the 2019 IIHF World Junior Championship Division I tournament as a double-underaged player and posted seven points (1-6-7) to tie for second on the team in scoring and help Germany advance to the top group for the 2020 IIHF World Junior Championship...Scored two goals in five games while representing Germany at the 2019 IIHF World Championship...Became just the third defenseman aged 18-or-younger to record a point at the World Championship, and the first to do so since Phil Housley in 1982. **2017-18:** Skated in 14 games with Jungadler Mannheim's U19 club in the German Developmental League and posted 13 points (6-7-13) and two PIM...Ranked second among team defensemen in point production...Helped Jungadler Mannheim win the league title after playing in 12 postseason games and scoring 14 points (4-10-14)...Made his professional debut with Adler Mannheim, appearing in four games...Won a bronze medal at the 2018 IIHF World Junior Championship Division 1 after tallying one goal in five games...Claimed a silver medal at the 2018 IIHF World Under-18 Championship Division 1, which helped Germany earn a promotion to the top tier for the following season...Earned best defenseman honors at the Under-18 Championship after notching three assists in five games. **2016-17:** In 22 appearances with Jungadler Mannheim U19 in the German Developmental League, contributed 12 points (4-8-12) and 18 PIM...Recorded one assist in four games to help Jungadler Mannheim capture the league title...Netted 13 points (6-7-13) in 11 games for Jungadler Mannheim U16.

Personal: Lives in Mannheim, Germany, during the off season...Has a brother...Greatest hockey memory is winning the league championship last season with Mannheim...Started skating at the age of five...Hockey nickname is Mo...Hockey idol as a youthw as Nicklas Lidstrom...Greatest influence on his hockey career was his last team in Germany because it was his first pro season...Interested in maybe coaching after his playing career...Greatest personal obstacle he's overcome is losing a close friend...Proudest accomplishment is playing for Germany in the World Championship...Doing good things for people having a rough time makes him happy...An exciting place he's visited is Niagara Falls when it was half frozen...If he could trade places for a day with another occupation, he would be an Uber driver...Also speaks German...Played all kinds of sports growing up...Entrepreneurial interests include sports management...Most famous non-hockey person he's met is Justin Timberlake...Favorite food is sushi...Favorite music artist is Lil Mosey...Favorite movie is *Good Boys*...Favorite television show is *White Collar*...Favorite website is DEL.org, the website for German hockey...Favorite vacation spot is Germany...Favorite sports team is North Dakota...Favorite sports to watch other than hockey are football and soccer.

Season	Team	League	Regular Season					Playoffs				
			GP	G	A	PTS	PIM	GP	G	A	PTS	PIM
2016-17	Jungadler Mannheim	Germany U16	11	6	7	13	10	--	--	--	--	--
	Jungadler Mannheim	German Dev. League	22	4	8	12	18	4	0	1	1	0
2017-18	Jungadler Mannheim	German Dev. League	14	6	7	13	2	12	4	10	14	2
	Adler Mannheim	Germany	4	0	0	0	0	--	--	--	--	--
2018-19	Adler Mannheim	Germany	29	2	4	6	8	14	0	5	5	0
PRO TOTALS			33	2	4	6	8	14	0	5	5	0

65 DOMINIK SHINE

Right Wing

Height: 5'11"

Weight: 180

Shoots: Right

Born: 4/18/93 in Detroit, Mich.



Fourth season as a Griffin...Third year pro...Signed to an amateur tryout for the remainder of the 2016-17 season and to a one-year contract for 2017-18, 3/14/17... Released from amateur tryout, 4/10/17...Signed to an amateur tryout, 4/15/17...Released from amateur tryout, 5/28/17...Re-signed to a one-year contract, 6/18/18...Re-signed to a one-year contract, 6/29/19.

Career Highlights: Recorded 16 points (8-8—16) in 58 games during his rookie season with Grand Rapids in 2017-18...Made his professional debut with the Griffins, 3/19/17 at MIL...Led the WCHA in goals with 20 in 2016-17 and was named an All-WCHA Third Team selection...Served as an alternate captain during his junior and senior seasons at Northern Michigan...Finished second on Northern Michigan in points in 2015-16 and was named to the All-WCHA Second Team...Totalled three career hat tricks at Northern Michigan...Captained Lincoln (USHL) during his final two seasons.

2018-19: Recorded 11 points (6-5—11) and 53 PIM in a career-high 72 games with the Griffins...72 GP tied for the most on the team...Appeared in all five Calder Cup Playoff games, notching two points (1-1—2), a plus-one rating and two PIM...Tallied his first point of the season on an assist, 10/17/18 vs. TEX...Tallied his second career two-goal game, 11/4/18 at CLE...Skated in his 100th AHL game, 12/29/18 vs. CLE...Scored two game-winning goals on the year, 1/31/19 at TEX and 3/23/19 at TEX...Skating in his sixth career Calder Cup Playoff game, logged his first postseason goal, 4/19/19 at CHI. **2017-18:** During his first full professional season, posted 16 points (8-8—16), a plus-four rating and 54 PIM in 58 games with the Griffins...54 PIM tied for 16th among AHL rookies...Scored his first pro goal, 10/25/17 vs. TUC...Recorded his first multi-point game as a pro behind two assists, 12/2/17 at CHI...Produced his first career two-goal game, 4/12/18 at SA...Totalled two PIM in five Calder Cup Playoff games. **2016-17:** In his senior season at Northern Michigan, skated in 33 games and led the Wildcats in points (20-10—30) and goals (20)...Appeared in eight games with the Griffins after his college season concluded, totaling three points (0-3—3) and seven PIM...Named an All-WCHA Third Team selection after pacing the conference in goals (20) and shots on goal per game (3.82) and tying for seventh in points...0.61 goals per game placed 12th in the NCAA...Alternate captain...20 goals marked the most by a Wildcat since the 2007-08 season...Named the WCHA Offensive Player of the Week on Jan. 9, after collecting four goals, including his first hat trick of the season on Jan. 7, during a two-game split against Lake Superior State...Earned his second WCHA Offensive Player of the Week on Jan. 23 after a two-game series sweep against Alaska-Anchorage saw him register a hat trick on Jan. 20 and conclude the pair of games with four points (3-1—4)...Named the WCHA Player of the Month for January after tallying a conference-best seven goals in six contests, including two hat tricks...One of three players in the WCHA to record multiple hat tricks on the season...Tallied a season-high four points behind two goals and two assists, 3/4/17 at Bemidji State...Made his professional debut with the Griffins, 3/19/17 at MIL...Banked his first pro point on an assist, 3/29/17 vs. MIL...Notched an assist and participated in his first pro fight, 4/1/17 at RFD. **2015-16:** As a junior, led Northern Michigan in goals (15) and shots (114) while placing second in points (15-15—30) in 34 games...Named to the All-WCHA Second Team after placing among the conference's leaders in points (T6th) and goals (T7th) and leading the circuit with 88 PIM...Tied for third in the WCHA with 25 points (12-13—25) in 25 conference games, one of four players to average a point or more per game in conference action...Named the WCHA Offensive Player of the Week on Dec. 7 after potting his first career collegiate hat trick, 12/4/15 at Alabama-Huntsville...One of four players in the conference to tally a hat trick...Named the WCHA Player of the Month for December after ranking second in the NCAA with six goals and leading the conference in goals and points (6-2—8) in six games...Named the WCHA Player of the Month for February after leading the conference with 11 points (4-7—11) and registering at least a point in all eight of the month's contests...Accumulated 12 points (4-8—12) during a season-high nine-game point streak, 1/30/16-2/27/16. **2014-15:** Skated in 26 games as a sophomore with NMU and ranked among the team's leaders with 20 points (3rd), 13 assists (4th), seven goals (T3rd), 79 shots (2nd), three power play goals (T3rd) and a plus-two rating (2nd)...Produced five multi-point games...Started the season on a three-game goal streak, 10/17/14-10/24/14. **2013-14:** As a freshman at Northern Michigan, ranked among the team's leaders with 17 points (T5th), 11 assists (T6th), 65 shots (T5th) and 43 PIM (3rd)...One of four Wildcats to play in all 38 games...Tied for second among team freshmen in scoring...Enjoyed four multi-point games...Notched his first collegiate points during a two-assist night, 11/9/13 at Western Michigan...Potted his first college goal, 11/22/13 vs. Alabama-Huntsville. **2012-13:** In his final USHL season, ranked among Lincoln's leaders with 45 points (T5th), 26 goals (2nd), 19 assists (T6th), six game-winning goals (T1st), 158 shots (4th) and 120 PIM (5th) while appearing in 50 games...Established junior career highs in points and goals...Captain...Added three points (1-2—3) and four PIM in five playoff games. **2011-12:** Scored 32 points (11-21—32) and 60 PIM in 32 games with Lincoln...Captain...Ranked eighth on the team in scoring and assists and tied for fifth in goals despite playing only 32 games...1.00 points per game average tied for second best on the team...Contributed two points (1-1—2) and 18 PIM in eight playoff games...Accumulated 16 points (7-9—16) during a season-high eight-game point streak, 1/27/12-2/24/12. **2010-11:** Skated in 52 games with Lincoln and led the team with 158 PIM while ranking eighth in scoring with 28 points



(12-16—28)...Appeared in two playoff games...Placed seventh in the USHL in PIM...Ranked fifth on the team with 117 shots...Enjoyed a season-high seven-game point streak, 1/21/11-2/9/11. **2009-10:** In his first season with the Lincoln Stars, ranked among the team's leaders with 29 points (T3rd), 15 goals (T2nd) and 14 assists (7th)...Led USHL rookies with 165 PIM while placing second among all league skaters...Among league rookies, tied for eighth in scoring and tied for fifth in goals...Scored an assist in his Lincoln debut, 10/2/09 at FGO...Registered a hat trick, 2/9/10 vs. SF...Totalled seven games with double-digit PIM.

Personal: Lives in Grand Rapids during the off season...Married his wife Taylor, an engineer, in the summer of 2019...Earned a management degree from Northern Michigan University...Has one sister, Cecilia, and she is a great student...His cousin is Jessica Hernandez, a singer from Detroit...Best friend in hockey is Zach Aston-Reese...Greatest hockey memory is playing in the Great Lakes Invitational in front of his grandma...Was a part of two AAA national championship teams in 2007-08 and 2008-09...Started playing hockey at the age of three and his first position was forward...Hockey nicknames are Shiner and Dinger...Hockey idol as a youth was Steve Yzerman...Chose his jersey number because it's a combination of 15 and 16...Greatest influence on his hockey career has been his parents because they gave him opportunity...Plans to get into medical sales after his playing career...First job was mowing lawns...Greatest personal obstacle he's overcome is losing his grandma to cancer...Proudest accomplishment is getting his degree...Favorite charity is the American Cancer Society...An exciting place he's been is Hawaii...If he could trade places for a day with another occupation, he would be a pro baseball player...Also played baseball, basketball and soccer growing up...Favorite quote is "you miss 100% of the shots you don't take"...Favorite food is a Chipotle burrito...Favorite music artist is Post Malone...Favorite movie is *Wedding Crashers*...Favorite television show is *The Office*...Favorite website is ESPN fantasy football...Favorite vacation spot is Hawaii...Favorite sports team is the Detroit Lions...Least favorite sports team is the Minnesota Vikings...Favorite sport to watch other than hockey is football...Enjoys golf, video games and weightlifting.

AHL CAREER HIGHS

Games Played: 72, 2018-19	Assist Streak: 2, 2/2/18-2/4/18
Goals: 8, 2017-18	Point Streak: 2, four times (MR: 4/12/18-4/14/18)
Assists: 8, 2017-18	Goals, Game: 2, twice (MR: 11/4/18 GR at CLE)
Points: 16, 2017-18	Assists, Game: 2, 12/2/17 GR at CHI
PIM: 54, 2017-18	Points, Game: 2, five times (MR: 12/1/18 GR vs. TEX)
Goal Streak: 2, 4/12/18-4/14/18	PIM, Game: 17, 12/11/18 GR at MIL

FIRSTS


AHL Game: 3/19/17 GR at MIL	AHL Goal: 10/25/17 GR vs. TUC (Hunter Miska)
AHL Point: 3/29/17 GR vs. MIL (assist)	

Season	Team	League	Regular Season					Playoffs				
			GP	G	A	PTS	PIM	GP	G	A	PTS	PIM
2009-10	Lincoln	USHL	54	15	14	29	165	--	--	--	--	--
2010-11	Lincoln	USHL	52	12	16	28	158	2	0	0	0	0
2011-12	Lincoln	USHL	32	11	21	32	60	8	1	1	2	18
2012-13	Lincoln	USHL	50	26	19	45	120	5	1	2	3	4
2013-14	Northern Michigan	WCHA	38	6	11	17	43	--	--	--	--	--
2014-15	Northern Michigan	WCHA	26	7	13	20	24	--	--	--	--	--
2015-16	Northern Michigan	WCHA	34	15	15	30	88	--	--	--	--	--
2016-17	Northern Michigan	WCHA	33	20	10	30	30	--	--	--	--	--
	Grand Rapids	AHL	8	0	3	3	7	0	0	0	0	0
2017-18	Grand Rapids	AHL	58	8	8	16	54	5	0	0	0	2
2018-19	Grand Rapids	AHL	72	6	5	11	53	5	1	1	2	2
GRIFFINS/AHL/PRO TOTALS			138	14	16	30	114	10	1	1	2	4

54 GIVANI SMITH

Left Wing
(jih-VAH-nee)

Height: 6'2" Weight: 210 Shoots: Left Born: 2/27/98 in Toronto, Ontario
Drafted: Detroit's 2nd choice, 46th overall, in 2016 NHL Entry Draft



Third season as a Griffin...Second year pro...Signed to a three-year entry-level contract by Detroit, 10/17/16...Reassigned from Guelph (OHL) by Detroit, 3/22/17...Assigned by Detroit, 9/29/18...Assigned by Detroit, 9/28/19.

Career Highlights: Compiled 13 points (6-7-13) in 64 games during his rookie campaign with the Griffins in 2018-19...Ranked eighth among AHL rookies with 86 PIM in 2018-19...Made his professional debut with the Griffins in 2016-17, appearing in three regular season games...Set OHL career highs with 44 points and 26 goals in 64 games with Guelph in 2016-17...Led the OHL in PIM in 2016-17 and 2015-16.

2018-19: In his first full professional season, totaled 13 points (6-7-13), a plus-two rating and 86 PIM in 64 appearances with the Griffins...Ranked second on the team and eighth among AHL rookies in PIM...In his Calder Cup Playoff debut, skated in four games, tallying two points (0-2-2), a plus-one rating and nine PIM...Suspended by the AHL for Game 4 of the Central Division Semifinals...Among the six rookies to suit up for the Griffins in more than eight games this season, Smith was the only one to finish with a positive rating...Picked up his first point as a pro while assisting on Dominik Shine's goal, 11/4/18 at CLE...Dropped the gloves with Alex Gallant for his first pro fight, 11/28/18 vs. CHI...Scored his first pro goal, 12/7/18 at RFD...Made his return to the lineup after missing six games due to injury, 12/29/18 vs. CLE...Collected a season-high 17 PIM, 3/9/19 at MIL...Recorded a season-high three-game point streak, 3/23/19-3/26/19...Picked up an assist in his Calder Cup Playoff debut, 4/19/19 at CHI. **2017-18:** Split his final OHL campaign between Guelph and Kitchener, combining for 30 points (17-13-30), a plus-one rating and 50 PIM in 46 games...Tallied 11 points (8-3-11) and 14 PIM in 19 games to begin the season with Guelph...Finished the season with Kitchener and showed 19 points (9-10-19), a plus-six rating and 36 PIM...Recorded a season-high three points on two occasions, 1/21/18 vs. GUE and 2/27/18 vs. SAR...Produced 18 points (11-7-18), a plus-five rating and 22 PIM in 18 postseason games with Kitchener as the Rangers fell in Game 7 of the conference finals...Ranked among the team's playoff leaders in points (5th), goals (2nd), assists (T8th), plus-minus (T6th), PIM (2nd) and shots (70, 3rd)...Tallied eight points (4-4-8) during a seven-game point streak to open the postseason. **2016-17:** Set junior career highs with 44 points (26-18-44) and 26 goals in 64 games with Guelph...Paced the OHL with 139 PIM, his second consecutive season leading the league in PIM...Led Guelph with 214 shots and also ranked among the team's leaders in points (3rd), goals (2nd), assists (T7th) and power play goals (7, T2nd)...Scored a pair of hat tricks, 11/26/16 vs. LDN and 3/4/17 at OS...Appeared in three games with the Griffins after his OHL season concluded, marking his professional debut...Played in his first AHL game, 3/31/17 vs. CHA. **2015-16:** Notched 42 points (23-19-42) and 146 PIM in 65 games with Guelph...19 assists set a junior career high...Led the OHL in PIM...Tied for the team lead with seven power play goals while placing fourth on the club in assists, and second in points, goals and shots (185)...Potted a hat trick, 11/1/15 at KIT...Tallied seven points and five goals during a three-game point and goal streak, 1/3/16-1/9/16. **2014-15:** Split his first OHL season between Barrie and Guelph and combined for 19 points (7-12-19), a plus-seven rating and 76 PIM in 61 games...Recorded four points (0-4-4), a plus-three rating and 20 PIM in 31 games with Barrie to begin the campaign...Registered 15 points (7-8-15), a plus-four rating and 56 PIM in 30 appearances with Guelph...Made his OHL playoff debut with Guelph and recorded five points (2-3-5) and 18 PIM in nine games...Led the team in postseason PIM and tied for fourth in scoring...Teammates with Tyler Bertuzzi in Guelph...Made his OHL debut, 9/26/14 at NB...Went on a season-high five-game point streak, 1/24/15-2/5/15.

Personal: Lives in Toronto during the off season...Has three siblings...Older brother, Gemel, was selected in the fourth round, 104th overall, in the 2012 NHL Entry Draft and is currently in Tampa Bay's organization...Best friend in hockey is Derek Hulak...Greatest hockey memory is getting drafted...Was a part of a championship team with the Skillz Black Aces...Started playing hockey at the age of six...Hockey nickname is Smitty...Hockey idol as a youth was Jarome Iginla...Greatest influence on his hockey career has been his father because he told him to just play...After his playing career, plans on being a father...First job was as a salesman...Greatest obstacle he's overcome is adjusting to pro hockey...Proudest accomplishment is getting drafted...Favorite charities are those that support sick kids...An exciting thing he's done is swim in the Blue Lagoon in Jamaica...If he could trade places for a day with another occupation, he would be a music artist...Speaks French and patois...Also played basketball growing up...Interested in real estate...Favorite food is ribs...Favorite music artist is Drake...Favorite movie is *Hot Tub Time Machine*...Favorite television show is *Top Boy*...Favorite website is Facebook...Favorite author is Stephen King...Favorite vacation spot is Mexico...Favorite sports team is the Michigan Wolverines...Least favorite sports team is Ohio State...Favorite sport to watch other than hockey is basketball.



AHL CAREER HIGHS

Games Played: 64, 2018-19

Goals: 6, 2018-19

Assists: 7, 2018-19

Points: 13, 2018-19

PIM: 86, 2018-19

Goal Streak: N/A

Assist Streak: 2, 3/23/19-3/24/19

Point Streak: 3, 3/23/19-3/26/19

Goals, Game: 1, six times (MR: 3/26/19 GR at IA)

Assists, Game: 1, seven times (MR: 4/6/19 GR at SJ)

Points, Game: 1, 13 times (MR: 4/6/19 GR at SJ)

PIM, Game: 17, 3/9/19 GR at MIL

FIRSTS

AHL Game: 3/31/17 GR vs. CHA

AHL Point: 11/4/18 GR at CLE (assist)

AHL Goal: 12/7/18 GR at RFD (Anton Forsberg)

Season	Team	League	Regular Season					Playoffs				
			GP	G	A	PTS	PIM	GP	G	A	PTS	PIM
2014-15	Barrie	OHL	31	0	4	4	20	--	--	--	--	--
	Guelph	OHL	30	7	8	15	56	9	2	3	5	18
2015-16	Guelph	OHL	65	23	19	42	146	--	--	--	--	--
2016-17	Guelph	OHL	64	26	18	44	139	--	--	--	--	--
	Grand Rapids	AHL	3	0	0	0	2	--	--	--	--	--
2017-18	Guelph	OHL	19	8	3	11	14	--	--	--	--	--
	Kitchener	OHL	27	9	10	19	36	18	11	7	18	22
2018-19	Grand Rapids	AHL	64	6	7	13	86	4	0	2	2	9
GRIFFINS/AHL/PRO TOTALS			67	6	7	13	88	4	0	2	2	9

32 TYLER SPEZIA

Forward
(SPEE-zhuh)

Height: 5'10" Weight: 180 Shoots: Left Born: 6/7/93 in Clinton Township, Mich.



Second season as a Griffin...Second year pro...Signed to a professional tryout, 12/16/18... Released from professional tryout, 12/29/18...Signed to a professional tryout, 12/30/18... Released from professional tryout, 1/6/19...Signed to a professional tryout, 1/16/19... Released from professional tryout, 1/24/19...Signed to a one-year contract, 7/1/19.

Career Highlights: Helped lead the Toledo Walleye to their first trip to the 2019 Kelly Cup Finals after skating in all 24 postseason games and scoring 12 points...Contributed two points and skated in eight games while making his AHL debut with the Griffins in 2018-19...Two-time selection (2017, 2016) to the WCHA All-Academic Team...Scored a collegiate career-high 30 points as a junior at Bowling Green State and tied for second on the team in scoring.

2018-19: Spent majority of his rookie campaign with the ECHL's Toledo Walleye, notching 39 points (11-28-39), a plus-nine rating and 36 PIM in 58 appearances...Contributed 12 points (3-9-12), a plus-four rating and eight PIM in 24 Kelly Cup Playoff games, helping lead Toledo to its first-ever appearance in the Kelly Cup Finals...In his AHL debut with the Griffins, posted two points (1-1-2) and a plus-two rating in eight games...Led all Walleye rookie skaters in the regular season with 39 points and 28 assists, and ranked second with 11 goals...Placed among Toledo's overall leaders with 39 points (7th) and a plus-nine rating (T2nd)...Ranked among Toledo's playoff leaders with 12 points (T7th), nine assists (T6th) and three goals (T10th)...Tied for 19th in the ECHL in postseason scoring... Made his professional debut in the ECHL and picked up an assist in the same game, 10/12/18 at Greenville...Scored his first ECHL goal, 11/3/18 vs. Idaho...Signed a professional tryout with the Griffins and made his AHL debut on the same day, 12/16/18 at RFD...Scored his first AHL goal and it proved to be the game-winner, 12/22/18 at MB...Logged a season-high six-game point streak from Jan. 11-31 in the ECHL, collecting seven points (4-3-7) in that stretch... Netted a season-high four-game goal streak, 1/25/19-1/31/19. **2017-18:** In his senior season at Bowling Green State, tallied 16 points (10-6-16), a plus-three rating and 34 PIM in 33 games...Served as the alternate captain... Recognized with the team's year-end Howard Brown Coaches Award...Ranked among the Falcons' leaders with 16 points (T9th), 10 goals (T3rd) and 76 shots (7th)...Named the WCHA Offensive Player of the Week on Jan. 29 after notching four points (3-1-4) during a two-game sweep at Lake Superior State on Jan. 26 and 27. **2016-17:** Notched 30 points (8-22-30), a plus-13 rating and 53 PIM in 41 games during his junior campaign at Bowling Green State...Established collegiate career highs in points (30), assists (22), PIM (53) and plus-minus (+13), while equaling a career best in games played (41)...Selected to the WCHA All-Academic Team...Led the team with 22 assists while also ranking as one of the leaders with 30 points (T2nd), eight goals (T5th), two power play goals (T6th), a plus-13 rating (T3rd) and 99 shots (4th)...Placed as one of the WCHA's leaders in points (T7th), assists (T3rd) and plus-minus (7th)...Helped the U.S. National Inline Team win the gold medal at the 2017 International Ice Hockey Federation Inline World Championship. **2015-16:** Totaled 18 points (10-8-18), a plus-11 rating and 10 PIM in 41 games as a sophomore...Selected to the WCHA All-Academic Team...Earned the team's Bill and Helen Lloyd Most Improved Player award...Ranked as one of the team's leaders with 18 points (8th), 10 goals (4th) and a plus-11 rating (T4th). **2014-15:** In his freshman season at Bowling Green State, finished with eight points (6-2-8), a plus-six rating and six PIM...Made his college debut, 10/10/14 vs. Miami...Scored his first college point on a goal, 10/25/14 at Clarkson. **2013-14:** Logged 22 points (10-12-22) and 73 PIM in 58 games with Youngstown during his final USHL season... Ranked among the team's leaders with 22 points (7th), 10 goals (6th), 12 assists (9th) and 73 PIM (7th). 2012-13: Split the season between the USHL and NAHL...Started the year with Dubuque (USHL) and posted six points (4-2-6) and 14 PIM in 23 games...Concluded the season with Port Huron (NAHL) and netted 20 points (9-11-20) and 12 PIM in 14 games...Tied for ninth on Port Huron in scoring despite playing in only 14 contests...Appeared in five NAHL playoff games. 2011-12: Played in two games with Port Huron and had one goal...Joined Port Huron after playing for the Little Caesars U18 team.



AHL CAREER HIGHS

Games Played: 8, 2018-19

Goals: 1, 2018-19

Assists: 1, 2018-19

Points: 2, 2018-19

PIM: N/A

Goal Streak: N/A

Assist Streak: N/A

Point Streak: N/A

Goals, Game: 1, 12/22/18 GR at MB

Assists, Game: 1, 1/23/19 GR vs. MB

Points, Game: 1, twice (MR: 1/23/19 GR vs. MB)

PIM, Game: N/A

FIRSTS

AHL Game: 12/16/18 GR at RFD

AHL Point: 12/22/18 GR at MB (goal)

AHL Goal: 12/22/18 GR at MB (Ken Appleby)

Season	Team	League	Regular Season					Playoffs				
			GP	G	A	PTS	PIM	GP	G	A	PTS	PIM
2011-12	Port Huron	NAHL	2	1	0	1	0	--	--	--	--	--
2012-13	Port Huron	NAHL	14	9	11	20	12	5	0	0	0	2
	Dubuque	USHL	23	4	2	6	14	--	--	--	--	--
2013-14	Youngstown	USHL	58	10	12	22	73	--	--	--	--	--
2014-15	Bowling Green State	WCHA	32	6	2	8	6	--	--	--	--	--
2015-16	Bowling Green State	WCHA	41	10	8	18	10	--	--	--	--	--
2016-17	Bowling Green State	WCHA	41	8	22	30	53	--	--	--	--	--
2017-18	Bowling Green State	WCHA	33	10	6	16	34	--	--	--	--	--
2018-19	Toledo	ECHL	58	11	28	39	36	24	3	9	12	8
	Grand Rapids	AHL	8	1	1	2	0	--	--	--	--	--
GRIFFINS/AHL TOTALS			8	1	1	2	0	--	--	--	--	--
PRO TOTALS			66	12	29	41	36	24	3	9	12	8

37 EVGENY SVECHNIKOV

Right Wing

(yehv-GEH-nee SVECH-nih-kawv)

Height: 6'3" Weight: 208 Shoots: Left Born: 10/31/96 in Yuzhno-Sakhalinsk, Russia
Drafted: Detroit's 1st choice, 19th overall, in 2015 NHL Entry Draft



Fourth season as a Griffin...Third year pro...Signed to a three-year entry-level contract by Detroit, 10/2/15...Reassigned from Cape Breton (QMJHL) by Detroit, 4/24/16...Assigned by Detroit, 10/8/16...Recalled by Detroit, 4/3/17...Assigned by Detroit, 4/5/17...Assigned by Detroit, 10/19/17...Recalled by Detroit, 3/8/18...Assigned by Detroit, 4/4/18...Assigned by Detroit, 9/28/19.

Career Highlights: 2017 Calder Cup champion with Grand Rapids...Became the 164th Griffins alumnus to play in the NHL when he debuted with Detroit, 4/3/17 vs. OTT...Tallied his first NHL goal, 3/20/18 vs. PHI...Ranked fourth among AHL rookie skaters in points with 51 in 2016-17...Recorded an assist in his AHL debut, which came in Game 5 of the Central Division Finals, 5/14/16 GR at LE...Made his professional debut, appearing in three games for Ak Bars Kazan of the KHL during the 2013-14 season.

2018-19: Missed the entire season due to injury. **2017-18:** In his second pro campaign, tallied 23 points (7-16—23) and 58 PIM in 57 regular season games with the Griffins...Added a goal and four PIM in five Calder Cup Playoff contests...Enjoyed his first extended stay in the NHL, appearing in 14 games with the Red Wings, picking up four points (2-2—4) and eight PIM while averaging 8:49 of ice time...Made his Griffins season debut after missing the first four games due to injury, 10/20/17 at RFD...Appeared in his 100th game as a professional, 12/13/17 vs. IA...Played in his 100th career game as a Griffin, 12/23/17 at RFD...Scored a season-high two goals, 12/31/17 vs. MIL...Posted a season-high three points behind a goal and two assists, 2/7/18 vs. MB...Made his Red Wings season debut, 3/8/18 vs. VGK...Banked his first NHL goal, which was also his first NHL point, 3/20/18 vs. PHI...Recorded his first multi-point game in the NHL with a goal and an assist, 3/29/18 at BUF. **2016-17:** In his first full professional season, ranked third on the Griffins with 51 points (20-31—51) in 74 games...Placed among the team leaders with 20 goals (4th), 31 assists (2nd), 62 PIM (3rd), six power play goals (T6th) and five game-winning goals (T2nd)...Among rookie skaters in the AHL, placed fourth in points, tied for seventh in goals, ninth in assists, tied for ninth in power play goals and tied for second in game-winning goals...51 points placed fifth among the top single-season rookie scorers in Griffins history...20 goals tied for eighth among the top single-season rookie goal scorers in franchise charts...Became the fifth Griffins rookie skater to amass both 50 points and 20 goals in his initial season...Became the 164th Griffins alumnus to play in the NHL when he debuted with Detroit, 4/3/17 vs. OTT, and notched the shootout-deciding goal...Skated in two games with the Red Wings and averaged 13:08 of ice time...Ranked third among rookies with 12 points (5-7—12) in 19 postseason games and helped Grand Rapids win the Calder Cup...Scored his first professional goal, 10/15/16 at CHI...Logged his first career multi-point game behind a goal and an assist, 12/15/16 at CHI...Notched his first multi-goal game as a pro, 12/21/16 vs. MIL...Recorded a 12-game point streak, 1/20/17-2/17/17, to establish a new record for a point streak by a rookie and tied for the fourth-longest run in franchise history...Tallied a career-high four points with a goal and three assists in the regular season finale, 4/15/17 at MIL...Posted three assists during a 6-3 win in Game 4 of the Central Division Finals, 5/8/17 vs. CHI. **2015-16:** Appeared in two Calder Cup Playoff games with the Griffins, tallying one point (0-1—1)...Recorded an assist while making his AHL debut in Game 5 of the Central Division Finals, 5/14/16 at LE...In 50 games with Cape Breton (QMJHL), ranked among the team leaders with 79 points (3rd), 32 goals (3rd), 47 assists (2nd), plus-26 rating (5th), 13 power play goals (1st), 14 power play assists (5th)...Also placed among the league's leaders in points (T18th), assists (17th) and power play goals (T8th)...Notched two goals and two assists in the season opener, 9/25/15 vs. BAT...Logged a six-game point streak while recording at least one goal in each contest (7-3—10), 10/18/15-10/30/15...Used a four-assist game, 11/4/15 vs. CHI, to commence a nine-game point streak (5-15—20), 11/4/15-11/28/15...Potted a hat trick including the game-winning goal, 11/21/15 vs. CHA...Passed out four assists in the season finale, 3/18/16 vs. SNB...In 13 postseason contests, tied for second on the team with 15 points (4-11—15) and tied for first with 11 assists...Recorded an eight-game point streak to begin the postseason (2-10—12), 3/25/16-4/9/16. **2014-15:** As a rookie with Cape Breton, played in 55 games and ranked among the team leaders with 78 points (3rd), 32 goals (3rd), 46 assists (T1st), 10 power play goals (3rd), 16 power play assists (T3rd) and a plus-19 rating (2nd)...Among rookies in the QMJHL, ranked second in points, third in goals and fourth in assists...Registered a goal and two assists in the season opener, 9/12/14 at MON, to jumpstart a nine-game point streak (5-12—17), 9/12/14-10/4/14...Closed the season on a 10-game point streak, accumulating 22 points (9-13—22) in that time including eight multi-point efforts...Showed seven points (1-6—7) and 14 PIM in seven postseason games. **2013-14:** Recorded 27 points (14-13—27) and 68 PIM in 29 games for Bars Kazan Jr in the Russian junior league...Contributed five points (4-1—5) in six postseason contests...Made his professional debut, appearing in three games for Ak Bars Kazan of the Kontinental Hockey League. **2012-13:** Appeared in 34 regular season games with Bars Kazan Jr. and totaled 18 points (9-9—18) and 34 PIM...Skated in four postseason contests and added two points (1-1—2)...In six games with Irbis Kazan Jr., chipped in four points (2-2—4).

AHL CAREER HIGHS

Games Played: 74, 2016-17	Assist Streak: 4, 1/28/17-2/8/17
Goals: 20, 2016-17	Point Streak: 12, 1/20/17-2/17/17
Assists: 31, 2016-17	Goals, Game: 2, three times (MR: 12/31/17 GR vs. MIL)
Points: 51, 2016-17	Assists, Game: 3, 4/15/17 GR at MIL
PIM: 62, 2016-17	Points, Game: 4, 4/15/17 GR at MIL
Goal Streak: 2, three times (MR: 12/30/17-12/31/17)	PIM, Game: 6, twice (MR: 2/17/17 GR vs. SA)

FIRSTS

AHL Game: 5/14/16 GR at LE (playoffs)	NHL Game: 4/3/17 DET vs. OTT
AHL Point: 5/14/16 GR at LE (assist, playoffs)	NHL Point: 3/20/18 DET vs. PHI (goal)
AHL Goal: 10/15/16 GR at CHI (Ville Husso)	NHL Goal: 3/20/18 DET vs. PHI (Petr Mrazek)

Season	Team	League	Regular Season					Playoffs				
			GP	G	A	PTS	PIM	GP	G	A	PTS	PIM
2012-13	Irbis Kazan Jr.	Russia Jr. B	6	2	2	4	6	--	--	--	--	--
	Bars Kazan Jr.	Russia Jr.	34	9	9	18	34	4	1	1	2	2
2013-14	Ak Bars Kazan	KHL	3	0	0	0	0	--	--	--	--	--
	Bars Kazan Jr.	Russia Jr.	29	14	13	27	68	6	4	1	5	14
2014-15	Cape Breton	QMJHL	55	32	46	78	70	7	1	6	7	14
2015-16	Cape Breton	QMJHL	50	32	47	79	97	13	4	11	15	8
	Grand Rapids	AHL	--	--	--	--	--	2	0	1	1	0
2016-17	Grand Rapids	AHL	74	20	31	51	62	19	5	7	12	20
	Detroit	NHL	2	0	0	0	0	--	--	--	--	--
2017-18	Grand Rapids	AHL	57	7	16	23	58	5	1	0	1	4
	Detroit	NHL	14	2	2	4	8	--	--	--	--	--
2018-19	---DNP (injured)---											
	NHL TOTALS		16	2	2	4	8	--	--	--	--	--
	GRIFFINS/AHL TOTALS		131	27	47	74	120	26	6	8	14	24
	PRO TOTALS		150	29	49	78	128	26	6	8	14	24



Photo by Mark Newman

25 CHRIS TERRY

Left Wing

Height: 5'10" Weight: 200 Shoots: Left Born: 4/7/89 in Brampton, Ontario

Drafted: Carolina's 4th choice, 132nd overall, in 2007 NHL Entry Draft



Second season as a Griffins...11th year pro...Signed as a free agent by Montreal, 7/2/16... Signed to a two-year contract by Detroit, 7/1/18...Assigned by Detroit, 9/27/18...Assigned by Detroit, 9/29/19.

Career Highlights: Became the 96th player in AHL history to record 500 or more points... Won the John B. Sollenberger Trophy as the AHL's leading scorer with a career-high 71 points in 2017-18...Named to the 2017-18 AHL First All-Star Team...Selected to the 2016-17 AHL Second All-Star Team...Four-time selection to the AHL All-Star Game (2019, 2018, 2017, 2012)...Scored 60 or more points six times in his AHL career...Notched 30 or more goals three times in his AHL career...Twice named the team's winner of the AHL Man of the Year award for his community contributions (2018-19 Grand Rapids, 2017-18 Laval)... Tallied 38 points in 152 career NHL games between Carolina and Montreal.

2018-19: In his first season with the Griffins, led the team with 61 points (29-32—61) and 29 goals in 69 appearances...Suited up for the Central Division All-Star Team at the 2019 AHL All-Star Classic, his fourth AHL All-Star selection and third consecutive...Led his team in scoring for the third consecutive season (Laval in 2017-18 and St. John's in 2016-17)...Ranked among the team's leaders with 32 assists (2nd), a plus-five rating (T6th), five power play goals (3rd), 12 power play assists (2nd), 17 power play points (T1st), five game-winning goals (1st), three shootout goals (T1st) and eight shootout attempts (1st)...Placed among the AHL's leaders in points (T18th), goals (T14th), shootout goals (T6th) and shootout attempts (T5th)...Finished with two points (1-1—2), a plus-one rating and two PIM while skating in all five Calder Cup Playoff games...Named the Griffins' winner of the IOA/American Specialty AHL Man of the Year award for his outstanding contributions to the Grand Rapids community...Picked up an assist in his Griffins debut, 10/5/18 at TEX...Scored his first goal as a Griffins, 10/17/18 vs. TEX...Recorded the fastest goal to open any period in Griffins franchise history when he scored seven seconds into the game, 11/16/18 vs. ONT...Logged eight points (4-4—8) during a season-high six-game point streak, 11/24/18-12/5/18...Scored his 500th career point as a professional on his second goal of the night, 12/11/18 vs. TEX...Banked his 200th AHL goal, 12/14/18 vs. RFD, becoming the third active player with 200 or more career goals...Notched his 20th goal of the season, 12/22/18 at MB...Recorded an assist while playing in his 700th professional game, 2/16/19 vs. SA...Skated in his 550th AHL game, 2/23/19 at CHI...Posted a career-high five points behind two goals and three assists during a 5-2 win, 3/6/19 vs. TEX, the first five-point outing by a Griffins since 3/11/16...Became the 96th player in AHL history to amass 500 or more points when he tallied an assist on Turner Elson's power play goal, 3/31/19 vs. MIL. **2017-18:** Won the John B. Sollenberger Trophy as the AHL's leading scorer with a career-high 71 points (32-39—71) in 62 games with the Laval Rocket...Named to the AHL First All-Star Team...Selected to the AHL All-Star Game, his second appearance...Chosen as Laval's Man of the Year for his community involvement...Ranked as one of the AHL's leaders with 32 goals (T2nd), 39 assists (12th), 14 power play goals (T2nd), 32 power play points (3rd) and 217 shots (3rd)...Enjoyed an 11-game home point streak that tied for the AHL's second-longest this season, 1/10/18-4/6/18...Went on an 11-game road point streak that was the league's second-longest during the season, 11/21/17-1/6/18...Notched a hat trick as part of a four-point game, 10/13/17 vs. BNG...Racked up 11 points (6-5—11) during an eight-game point streak, 10/7/17-10/27/17...Totalled 16 points (6-10—16) during a season-high nine-game point streak, 12/9/17-12/30/17...Recorded a season-high four-game goal streak, 12/20/17-12/27/17...Went on a season-high five-game assist streak, 3/16/18-3/25/18...Registered 16 multi-point games...Banked three points (0-3—3), 12/17/17 at CHA, and then four points (1-3—4) the next game, 12/20/17 vs. SYR...Named the AHL Player of the Month for March after posting a league-leading 21 points (7-14—21) in 16 games during the month. **2016-17:** Scored 68 points (30-38—68) and added 36 PIM in 58 games with the St. John's IceCaps...Named to the AHL Second All-Star Team...Ranked as one of the AHL's leaders with 68 points (2nd), 30 goals (5th), 38 assists (17th), 19 power play goals (1st) and 190 shots (T13th)...Led the IceCaps in points, goals and assists...Notched one goal in four Calder Cup Playoff games...Accumulated 18 points (7-11—18) during a career-high 10-game point streak, 11/12/16-1/21/17...Logged a career-high eight-game assist streak, 12/4/16-1/21/17...Totalled 20 multi-point games...Named the AHL Player of the Month for February after tallying a league-high 18 points (9-9—18) in 12 games with the IceCaps...Appeared in 14 games with the Montreal Canadiens and tallied four points (2-2—4) and four PIM while averaging 9:53 of ice time...Tallied points in back-to-back NHL games, 12/23/16 at CBJ and 12/28/16 at TBL. **2015-16:** Played his first full season in the NHL, showing 11 points (8-3—11) and 16 PIM in 68 games with the Carolina Hurricanes...Averaged 11:16 of ice time...Recorded a five-game point streak, 3/17/16-3/26/17, which included a three-game goal streak, 3/19/16-3/24/16...Played a season-high 19:20, 3/29/17 at NYI. **2014-15:** Spent nearly all of the campaign with Carolina, tallying 20 points (11-9—20) and 14 PIM in 57 games...Averaged 12:43 of ice time...Recorded a season-high four-game point streak, 3/28/15-4/2/15...Totalled four multi-point outings...Skated in five games with the Charlotte Checkers, totaling two points (1-1—2) and four PIM. **2013-14:** Played most of the season in the AHL with Charlotte, compiling 69 points (28-41—69) and 62 PIM in 70 games...Ranked as one of the AHL's leaders with 69 points (T6th), 28 goals (T10th), 41 assists (T11th), 14 power play goals (5th) and 230 shots (T3rd)...



Led the Checkers in assists, while placing second in both points and goals...Logged a season-high nine-game point streak to open the season, 10/4/13-10/31/13...Tallied another nine-game point streak, 3/9/14-3/26/14...Recorded goals in five straight games, a career high, 3/12/14-3/21/14...Compiled 17 multi-point games...Appeared in 10 games in the NHL with Carolina and notched two assists while averaging 12:05 of ice time...Potted his first NHL assist as part of a two-assist game, 4/3/14 vs. DAL. **2012-13:** Appeared in 70 games with Charlotte and posted 60 points (25-35—60), a plus-one rating and 40 PIM...Showed four points (2-2—4) and eight PIM in five Calder Cup Playoff games...Ranked as one of the AHL's leaders with 60 points (T12th), 25 goals (T18th), 35 assists (19th), 10 power play goals (T13th) and eight game-winning goals (T1st)...Paced the Checkers in points, goals and assists...Tallied a season-high seven-game point streak, 10/21/12-11/16/12...Closed the season on a six-game point streak, 4/11/13-4/20/13, including a four-game assist streak, 4/13/13-4/20/13...Made his NHL debut with Carolina, skating in three games and scoring one goal...In his NHL debut, scored a goal and logged 14:03 of ice time, 3/9/13 vs. NJD. **2011-12:** Notched 59 points (16-43—59) and 67 PIM in 74 games with Charlotte...Set career highs with 43 assists and 67 PIM...Selected to the AHL All-Star Game...Tied for eighth in the AHL in assists and tied for fourth in power play assists (26)...Paced Charlotte in points and assists while ranking fourth in goals...Recorded two eight-game point streaks, 11/6/11-11/30/11 and 1/12/12-1/27/12...Tallied a pair of five-game assist streaks, 11/6/11-11/23/11 and 1/20/12-1/27/12. **2010-11:** Posted 64 points (34-30—64) and 52 PIM in 80 games with Charlotte...Set a career high in goals (34) and tied a career high in games played...Ranked as one of the AHL's leaders with 64 points (T14th) and 34 goals (3rd)...Among team skaters, led the club in goals, tied for second in power play goals (10), placed second in points and fifth in assists...Tallied a season-high seven-game point streak, 11/2/10-11/11/10...Posted a season-high four-game goal streak, 2/19/11-2/24/11...Tied for the team lead in postseason goals with six and tied for third on the team in playoff scoring with nine points (6-3—9) in 16 games. **2009-10:** In his rookie AHL season, tallied 47 points (17-30—47), a plus-12 rating and 47 PIM in 80 games with the Albany River Rats...Set career highs for plus-minus rating and games played...Ranked among the River Rats leaders in points (2nd), goals (T4th), assists (3rd) and plus-minus (2nd)...Placed among the AHL's rookie leaders in points (8th), goals (T14th), assists (T11th) and plus-minus rating (T11th)...Scored his first AHL goal, which was also his first point, in the season opener, 10/3/09 vs. MCH...Recorded a seven-game point streak, 2/26/10-3/10/10...Made his Calder Cup Playoff debut, skating in eight games and producing six points (2-4—6)...Tied for third on the team in postseason scoring. **2008-09:** In his final junior campaign, registered 94 points (39-55—94), a plus-25 rating and 75 PIM in 53 games with the OHL's Plymouth Whalers...Named to the OHL Third All-Star Team...Won the Mickey Renaud Captain's Trophy as the team captain that best exemplifies leadership on and off the ice...Recognized with the Dan Snyder Trophy as the league's humanitarian of the year...Selected to the OHL All-Star Classic...Ranked as one of the OHL's leaders in points (2nd), goals (T6th) and assists (T6th)...Accumulated 26 points (12-14—26) during a season-high 13-game point streak, 12/13/08-1/30/09...Scored three or more points in a game 16 times, including a season-high five-point effort (1-4—5), 3/1/09 at ER...Tied for the team lead in postseason scoring with 16 points (7-9—16) in 11 games. **2007-08:** Scored an OHL career-high 101 points (44-57—101) and added a plus-12 rating and 107 PIM in 68 games with Plymouth...One of three OHL players with more than 100 points and 100 PIM...Ranked among the league's leaders in points (6th), goals (6th) and assists (11th)...Selected to the OHL All-Star Classic...Tallied a season-high 10-game point streak, 11/24/07-12/29/07...Paced Plymouth with seven points (4-3—7) in four playoff appearances...Made his AHL debut with Albany, 4/9/08 vs. NOR. **2006-07:** Recorded 66 points (22-44—66), a plus-18 rating and 98 PIM in 68 games with Plymouth...Placed among the team's leaders in points (4th), goals (7th), assists (3rd) and PIM (5th)...Scored 18 points (8-10—18) in 20 playoff games and helped Plymouth win the J. Ross Robertson Cup as OHL champions...Ranked fourth on the team in postseason point production. **2005-06:** In his rookie OHL campaign, registered 28 points (9-19—28) and 72 PIM in 64 games with Plymouth...Placed second among team rookie skaters in points...Produced five points (3-2—5) in 11 games during his OHL Playoff debut.

Personal: Makes his off-season home in Northville, Mich....Married his wife Chelsey, a vet tech, in 2015...Has one dog named Nellie...His sister Caitlin attended the University of Windsor and is an active hockey player...Best friend in hockey is Ryan Hayes...Greatest hockey memory is scoring his first NHL goal...Was a part of Plymouth's 2007 OHL Championship team...Began playing hockey at the age of four and his first position was as a forward...Hockey nicknames are CT and Terrs...Hockey idol as a youth was Martin St. Louis...Chose his jersey number because it was given to him his first year and he's grown to love it...Greatest influence on his hockey career has been his parents and his dad, who is his hardest critic but also his biggest supporter...Plans to become a golf pro after his playing career...First job was as a paper boy...Greatest personal obstacle he's overcome is people saying he'd never play in the NHL...Proudest accomplishment is making the NHL and playing on a regular basis...Favorite charity is ALS Michigan...An interesting fact about him is he's a two-handicap golfer and he qualified for the Golf Association of Michigan Championship in the summer of 2019...If he could trade places for a day with another occupation, he would be a PGA Tour player...Also speaks French...Played inline hockey, baseball, soccer and lacrosse growing up...Once met Jason Day...Favorite quote is "never give up"...Favorite foods are steak and pizza...Favorite music artist is Petey Pablo...Favorite movies are *Mystery Alaska* and *Caddyshack*...Favorite television show is *Chicago PD*...Favorite website is PGA.com...Favorite vacation spot is Turks and Caicos...Favorite sports team is the Michigan Wolverines...Least favorite sports team is Ohio State...Favorite sport to watch other than hockey is golf.



AHL CAREER HIGHS

Games Played: 80, twice (MR: 2010-11)	Assist Streak: 8, 12/4/16-1/21/17
Goals: 34, 2010-11	Point Streak: 10, 11/12/16-1/21/17
Assists: 43, 2011-12	Goals, Game: 3, 10/13/17 LAV vs. BNG
Points: 71, 2017-18	Assists, Game: 4, twice (MR: 1/24/14 CHA vs. OKC)
PIM: 67, 2011-12	Points, Game: 5, 3/6/19 GR vs. TEX
Goal Streak: 5, 3/12/14-3/21/14	PIM, Game: 15, twice (MR: 11/5/11 CHA at GR)

FIRSTS


AHL Game: 4/9/08 ALB vs. NOR	NHL Game: 3/9/13 CAR vs. NJD
AHL Point: 10/3/09 ALB vs. MCH (goal)	NHL Point: 3/9/13 CAR vs. NJD (goal)
AHL Goal: 10/3/09 ALB vs. MCH (Jonathan Bernier)	NHL Goal: 3/9/13 CAR vs. NJD (Johan Hedberg)

Season	Team	League	Regular Season					Playoffs				
			GP	G	A	PTS	PIM	GP	G	A	PTS	PIM
2005-06	Plymouth	OHL	64	9	19	28	72	11	3	2	5	4
2006-07	Plymouth	OHL	68	22	44	66	98	20	8	10	18	21
2007-08	Plymouth	OHL	68	44	57	101	107	4	4	3	7	6
	Albany	AHL	1	0	0	0	0	--	--	--	--	--
2008-09	Plymouth	OHL	53	39	55	94	75	11	7	9	16	18
2009-10	Albany	AHL	80	17	30	47	47	8	2	4	6	0
2010-11	Charlotte	AHL	80	34	30	64	52	16	6	3	9	14
2011-12	Charlotte	AHL	74	16	43	59	67	--	--	--	--	--
2012-13	Charlotte	AHL	70	25	35	60	40	5	2	2	4	8
	Carolina	NHL	3	1	0	1	0	--	--	--	--	--
2013-14	Charlotte	AHL	70	28	41	69	62	--	--	--	--	--
	Carolina	NHL	10	0	2	2	0	--	--	--	--	--
2014-15	Carolina	NHL	57	11	9	20	14	--	--	--	--	--
	Charlotte	AHL	5	1	1	2	4	--	--	--	--	--
2015-16	Carolina	NHL	68	8	3	11	16	--	--	--	--	--
2016-17	St. John's	AHL	58	30	38	68	36	4	1	0	1	4
	Montreal	NHL	14	2	2	4	4	--	--	--	--	--
2017-18	Laval	AHL	62	32	39	71	45	--	--	--	--	--
2018-19	Grand Rapids	AHL	69	29	32	61	38	5	1	1	2	2
NHL TOTALS			152	22	16	38	34	--	--	--	--	--
GRIFFINS TOTALS			69	29	32	61	38	5	1	1	2	2
AHL TOTALS			569	212	289	501	391	38	12	10	22	28
PRO TOTALS			721	234	305	539	425	38	12	10	22	28

23 DOMINIC TURGEON

Center
(TUHR-zhawn)

Height: 6'2" Weight: 203 Shoots: Left Born: 2/25/96 in Pointe-Claire, Quebec
Drafted: Detroit's 2nd choice, 63rd overall, in 2014 NHL Entry Draft



Fourth season as a Griffin...Fourth year pro...Signed to a three-year entry-level contract by Detroit, 5/9/15...Assigned by Detroit, 10/1/16...Assigned by Detroit, 10/1/17...Recalled by Detroit, 1/13/18...Assigned by Detroit, 1/23/18...Recalled by Detroit, 1/24/18...Assigned by Detroit, 1/26/18...Assigned by Detroit, 9/29/18...Recalled by Detroit, 3/31/19...Assigned by Detroit, 4/7/19...Re-signed to a one-year contract by Detroit, 7/26/19...Assigned by Detroit, 9/29/19.

Career Highlights: 2017 Calder Cup champion with Grand Rapids...Became the 167th Griffins alumnus to play in the NHL when he made his debut with the Red Wings, 1/14/18 at CHI...Nearly doubled his point production from his rookie campaign in 2017-18 with 32 points...Captained Portland (WHL) in 2015-16 and led the team in points and goals... Helped Portland win the 2012-13 WHL Championship.

2018-19: Skated in a career-high 72 games with the Griffins and notched 20 points (6-14—20), a plus-one rating and a career-high 41 PIM...Tied for the team lead in games played...Also ranked among the team's leaders with seven shootout attempts (2nd) and two shootout goals (3rd)...Posted three points (1-2—3) and a plus-three rating in three Calder Cup Playoff games...Suspended by the AHL for two games, resulting in him missing Games 4 and 5 of the Central Division Semifinals against Chicago...Played in four games with the Red Wings and averaged 12:35 of ice time...Played in his 150th AHL game, 11/3/18 vs. MIL...Scored the deciding goal in the shootout, 12/15/18 vs. MIL...Notched the game-winner, 12/21/18 at MB...Appeared in his 200th AHL game, 3/9/19 at MIL...Made his season debut with the Red Wings, 3/31/19 vs. BOS...Skating in his 20th career Calder Cup Playoff contest, produced a postseason career-high two points behind a goal and an assist, 4/19/19 at CHI. **2017-18:** In his second pro season, tallied 32 points (14-18—32), a plus-13 rating and 23 PIM in 69 games with the Griffins...Compared to his rookie year, bettered his outputs in points, goals, assists and plus-minus...Ranked among the team's leaders in points (8th), goals (6th), assists (9th) and plus-minus (2nd)...Missed the season's final three games and the postseason after undergoing treatment for thoracic outlet syndrome in April...Became the 167th Griffins alumnus to play in the NHL when he debuted with the Red Wings in their 4-0 victory, 1/14/18 at CHI...Appeared in five games with Detroit and recorded two PIM while averaging 9:14 of ice time...Established a career-high three points behind two goals and an assist, 10/13/17 at SJ...Tallied an assist in his 100th career game as a Griffin, 12/21/17 at CHI...Tied a career high with three points, 12/30/17 at CLE... Logged a five-game point and assist streak, 12/21/17-12/30/17...Posted his first career hat trick, 2/17/18 at MB...Totaled six multi-point games. **2016-17:** Recorded 18 points (6-12—18) and six PIM in 71 games during his rookie campaign with the Griffins...Ranked fourth on the team in scoring among rookie skaters...Added two points (1-1—2) and two PIM while skating in all 19 playoff games and helped Grand Rapids win the Calder Cup...Made his professional debut, 10/14/16 vs. CHI...Tallied his first pro point on an assist, 11/4/16 vs. IA...Scored his first pro goal, 11/26/16 at CLE...Notched his first multi-point outing as a pro behind two assists, 12/15/16 at CHI...Scored his first career Calder Cup Playoff goal in Game 3 of the Calder Cup Finals, 6/7/17 at SYR. **2015-16:** In his fourth and final full season with Portland (WHL), paced the team with 70 points (36-34—70) and 36 goals in 72 games...Also ranked among the team's leaders with 12 power play goals (1st), four game-winning goals (2nd), 34 assists (3rd), a plus-seven rating (4th), and 12 power play assists (4th)...Recorded a point in 46 games on the season including 20 multi-point contests...Piled up 12 points (8-4—12) during a six-game point streak, 10/16/15-10/28/15...Chipped in one assist in two postseason contests. **2014-15:** Skating in 67 games with Portland, placed among the team's leaders with 43 points (T6th), 18 goals (5th), 25 assists (8th), a plus-14 rating (9th), three power play goals (8th), six power play assists (8th) and two game-winning goals (T7th)...Ranked third on the team with eight goals while accumulating nine total points (8-1—9) in 17 WHL Playoff games...Accounted for four goals in six games during a first-round series victory against Seattle. **2013-14:** Totaled 31 points (10-21—31), 31 PIM and a plus-18 rating in 65 games for Portland...Tied for fourth on the team with two shorthanded markers...Scored a season-high three points in back-to-back games, 2/14/14 at KAM (2-1—3) and 2/15/14 at VAN (1-2—3)...Logged 12 points (4-8—12) during a season-high seven-game point streak, 2/7/14-2/18/14...Showed eight points (2-6—8) while appearing in all 21 playoff contests. **2012-13:** In his first full season with Portland, helped the Winterhawks capture the 2013 WHL Championship...Contributed eight points (3-5—8) in 54 regular season games and skated in five postseason contests...Totaled three points (0-3—3) and earned a bronze medal while representing USA at the 2013 U17 World Hockey Championships. **2011-12:** Appeared in one game with Portland after wrapping up his midget minor season with the Colorado Thunderbirds (Tier 1, EHL).

Personal: Lives in Denver...Has two sisters, one goes to school at Harvard and the other lives in Denver...His father, Pierre, was selected first overall by Buffalo in the 1987 NHL Draft and registered 1,327 points (515-812—1,327) in 1,294 career NHL games with six different teams spanning 19 seasons...His uncle, Sylvain, appeared in 669 NHL games with four different teams across 12 seasons...Best friend in hockey is Cale Morris...Greatest hockey memory

is winning the Calder Cup...Also was a part of a championship team with the Portland Winterhawks in the WHL... Started playing hockey at the age of four and his first position was center...Hockey nicknames are Turg and Dom... Hockey idol as a youth was his dad...Greatest influence on his hockey career has been his dad, who taught him everything he knows...Chose his jersey number for his sister who passed away...First job was as a hockey player... Greatest personal obstacle he's overcome is his surgeries...Proudest accomplishment is playing in his first NHL game...Makes hospital visits...An exciting thing he's done is play in the Ivan Hlinka Tournament in the Czech Republic...An interesting fact about him is he lived in five different cities growing up...If he could trade places for a day with another occupation, he would be a music artist...Also played soccer growing up...Favorite quote is "to whom much is given, much is expected"...Favorite food is sushi...Favorite music artists are Post Malone and Juice WRLD...Favorite movie is *Lone Survivor*...Favorite television show is *Game of Thrones*...Favorite website is NHL.com...Favorite vacation spot is Mexico...Favorite sports team is the Denver Broncos...Favorite sport to watch other than hockey is football.

AHL CAREER HIGHS

Games Played: 72, 2018-19	Assist Streak: 5, 12/21/17-12/30/17
Goals: 14, 2017-18	Point Streak: 5, 12/21/17-12/30/17
Assists: 18, 2017-18	Goals, Game: 3, 2/17/18 GR at MB
Points: 32, 2017-18	Assists, Game: 2, four times (MR: 12/1/18 GR vs. TEX)
PIM: 41, 2018-19	Points, Game: 3, three times (MR: 2/17/18 GR at MB)
Goal Streak: N/A	PIM, Game: 10, 3/23/19 GR at TEX

FIRSTS

AHL Game: 10/14/16 GR vs. CHI	NHL Game: 1/14/18 DET at CHI
AHL Point: 11/4/16 GR vs. IA (assist)	NHL Point: N/A
AHL Goal: 11/26/16 GR at CLE (Anton Forsberg)	NHL Goal: N/A


Season	Team	League	Regular Season					Playoffs				
			GP	G	A	PTS	PIM	GP	G	A	PTS	PIM
2011-12	Portland	WHL	1	0	0	0	0	--	--	--	--	--
2012-13	Portland	WHL	54	3	5	8	2	5	0	0	0	0
2013-14	Portland	WHL	65	10	21	31	31	21	2	6	8	18
2014-15	Portland	WHL	67	18	25	43	36	17	8	1	9	0
2015-16	Portland	WHL	72	36	34	70	22	2	0	1	1	0
2016-17	Grand Rapids	AHL	71	6	12	18	6	19	1	1	2	2
2017-18	Grand Rapids	AHL	69	14	18	32	23	0	0	0	0	0
2018-19	Detroit	NHL	5	0	0	0	2	--	--	--	--	--
	Grand Rapids	AHL	72	6	14	20	41	3	1	2	3	0
	Detroit	NHL	4	0	0	0	0	--	--	--	--	--
NHL TOTALS			9	0	0	0	2	--	--	--	--	--
GRIFFINS/AHL TOTALS			212	26	44	70	70	22	2	3	5	2
PRO TOTALS			221	26	44	70	72	22	2	3	5	2



90 JOE VELENO

Center
(veh-LEH-noh)

Height: 6'2" Weight: 200 Shoots: Left Born: 1/13/00 in Kirkland, Quebec
Drafted: Detroit's 2nd choice, 30th overall, in 2018 NHL Entry Draft



First season as a Griffin...First year pro...Signed to a three-year entry-level contract by Detroit, 5/1/19...Assigned by Detroit, 9/28/19.

Career Highlights: Named a 2019 QMJHL First Team All-Star and was a finalist for the league's MVP after finishing fourth in the league with 104 points in 59 games for Drummondville...Represented Canada at the 2019 IIHF World Junior Championship... Helped the Saint John Sea Dogs win the QMJHL President Cup in 2017...Served as captain for Canada at the 2017 Ivan Hlinka Memorial Tournament and helped the team win gold...Suited up for Canada at the 2018 World Under-18 Championship and for Canada Black at the 2015 World Under-17 Hockey Challenge.

2018-19: In his fourth and final QMJHL season with the Drummondville Voltigeurs, totaled 104 points (42-62—104), a plus-63 rating and 19 PIM in 59 games...Named to a QMJHL First Team All-Star and was a finalist for the league's most valuable player...Ranked among the QMJHL's leaders with 104 points (4th), 42 goals (7th), 62 assists (T3rd), a plus-63 rating (2nd), seven shorthanded goals (T1st), 247 shots (8th), eight game-winning goals (T4th) and a 1.76 points per game average (2nd)...Posted 17 points (8-9—17), a plus-seven rating and 12 PIM in 16 playoff games, helping Drummondville reach the league semifinals...Placed as one of the league's postseason leaders with 17 points (T11th), eight goals (T9th), nine assists (T19th), three power play goals (T8th) and three game-winning goals (T2nd)...Recorded a career-high six points (3-3—6), 11/24/18 at MON...Compiled a career-high seven-game goal streak, 11/23/18-12/7/18...Went on a 12-game point streak, 2/1/19-2/26/19, and an 11-game run, 11/18/18-1/5/19...Represented Canada at the 2019 IIHF World Junior Championship held in Vancouver and Victoria, British Columbia, and recorded two assists in five games. **2017-18:** Amassed 79 points (22-57—79), a plus-four rating and 48 PIM in 64 games while splitting the season between Saint John and Drummondville... Began the year with Saint John, showing 31 points (6-25—31) and 26 PIM in 31 games before finishing with Drummondville and collecting 48 points (16-32—48), a plus-14 rating and 22 PIM in 33 appearances...Ranked as one of the league's leaders with 79 points (10th), 57 assists (T3rd) and 31 power play assists (1st)...Scored 11 points (5-6—11) in 10 postseason contests with Drummondville...Tied for 18th in the league with five playoff goals...Tied for the team lead in postseason points and goals while tying for third in assists...Picked up 30 points (8-22—30) during a career-high 13-game point streak, 1/6/18-2/9/18...Compiled a career-high 11-game assist streak, 1/6/18-2/2/18...Tallied three points (0-3—3) in four games for Canada at the 2018 World Under-18 Championship, held 4/19/18-4/29/18 in Russia. **2016-17:** Helped the Saint John Sea Dogs win the 2017 President Cup as champions of the QMJHL...Logged 40 points (13-27—40), a plus-eight rating and 18 PIM in 45 regular season contests with Saint John...Ranked as one of the team's leaders with 40 points (11th), 13 goals (9th), 27 assists (9th), five power play goals (10th) and four game-winning goals (T5th)...Skated in all 18 of the team's playoff games and contributed 11 points (8-3—11), a plus-14 rating and four PIM...Placed as one of the QMJHL's postseason leaders in goals (T9th) and plus-minus rating (8th)...Ranked as one of Saint John's playoff leaders in points (9th) and goals (T4th)...Won a gold medal with Canada at the 2017 Ivan Hlinka Memorial Tournament, held 8/7/17-8/12/17 in the Czech Republic, after pacing the team with seven points (2-5—7) in five games while serving as captain. **2015-16:** In his first QMJHL season, produced 43 points (13-30—43), a plus-seven rating and 21 PIM in 62 games with Saint John...Ranked as one of the QMJHL's top rookies in points (10th), goals (T12th), assists (8th) and plus-minus (T8th)...Placed ninth on the roster in points, eighth in goals, seventh in assists and tied for ninth in plus-minus...Helped Saint John advance to the semifinals of the President Cup Playoffs after recording seven points (6-1—7) and eight PIM and playing in all 17 games...Tied for ninth on the team in playoff points and tied for third in goals...Among league rookies, placed fourth in postseason points and tied for third in goals...Made his QMJHL debut and scored a goal in the same game, 9/12/15 vs. HAL...Suited up for Canada Black at the 2015 World Under-17 Hockey Challenge.


Personal: Lives in Kirkland during the off season...Has a brother and a sister...Best friend in hockey is Brandon Frattaroli...Greatest hockey memory is being drafted in the NHL...Was a part of the Saint John Sea Dogs Presidents Cup team in 2017 and won a gold medal with Canada at the 2017 Ivan Hlinka Memorial Tournament...Started playing hockey at the age of six and his first position was forward...Hockey nicknames are Joe and JV...Hockey idol as a youth was Alexander Ovechkin...Greatest influence on his hockey career has been his parents because of all of their sacrifices...Plans to continue in the hockey business (management, scout) after his playing career...Greatest personal obstacle he's overcome is being injured...Proudest accomplishment is getting drafted in the NHL...Favorite charities are those that give to the poor...An exciting thing he's done is visit Italy with his family...If he could trade places for a day with another person or occupation, he would be Cristiano Ronaldo...Also speaks French and Italian...Played soccer and lacrosse growing up...Once met Tom Brady...Favorite foods are steak, pasta, corn and potatoes...Favorite music artist is Post Malone...Favorite movie is *Good Boys*...Favorite television show is *Money Heist*...Favorite website is YouTube...Favorite book is *The TB12 Method*...Favorite vacation spot is Greece...Favorite sports team is the Michigan Wolverines...Least favorite sports team is Ohio State...Favorite sport to watch other than hockey is football...Enjoys comedy, movies and cooking.

Season	Team	League	Regular Season					Playoffs				
			GP	G	A	PTS	PIM	GP	G	A	PTS	PIM
2015-16	Saint John	QMJHL	62	13	30	43	21	17	6	1	7	8
2016-17	Saint John	QMJHL	45	13	27	40	18	18	8	3	11	4
2017-18	Saint John	QMJHL	31	6	25	31	26	--	--	--	--	--
2018-19	Drummondville	QMJHL	33	16	32	48	22	10	5	6	11	10
	Drummondville	QMJHL	59	42	62	104	19	16	8	9	17	12

11 FILIP ZADINA

Right Wing
(*FIHL-ihp za-DEE-nuh*)

Height: 6'0" Weight: 188 Shoots: Left Born: 11/27/99 in Pardubice, Czech Republic
Drafted: Detroit's 1st choice, 6th overall, in 2018 NHL Entry Draft



Second season as a Griffin...Second year pro...Signed to a three-year entry-level contract by Detroit, 7/7/18...Assigned by Detroit, 9/30/18...Recalled by Detroit, 2/22/19...Assigned and recalled by Detroit, 2/25/19...Assigned by Detroit, 3/14/19...Assigned by Detroit, 9/28/19.

Career Highlights: Became the 176th Griffins alumnus to play in the NHL when he made his Red Wings debut, 2/24/19 vs. SJS...Produced 35 points (16-19—35) in 59 games with the Griffins as a rookie in 2018-19 and tied for 19th on the franchise's single-season rookie scoring list...In 2017-18, named to the QMJHL First All-Star Team and the All-Rookie Team and won the Mike Bossy Trophy as the league's best professional prospect...Led all QMJHL rookies in points (82) and goals (44) and tied for tops in assists (38) in 2017-18...Represented the Czech Republic at the 2019 and 2018 IIHF World Junior Championship and earned a spot on the WJC All-Star Team in 2018...Also represented his home country at the 2016 and 2017 World Under-18 Championships...Highest Detroit draft pick to ever play for the Griffins.

2018-19: In his rookie season, collected 35 points (16-19—35) and 18 PIM in 59 games with the Griffins...Highest Red Wings draft pick to ever suit up for the Griffins...Produced three points (1-2—3) in nine games while making his NHL debut with the Red Wings...Averaged 15:23 of ice time with Detroit...Helped the Czech Republic advance to the quarterfinals at the 2019 IIHF World Junior Championship, the second consecutive year he represented his country at the tournament...Ranked among the Griffins' leaders with 35 points (6th), 16 goals (6th), 19 assists (6th), four power play goals (T4th) and 135 shots (6th)...Among AHL rookies, tied for 15th in goals...35 points tied for 19th on the Griffins' single-season rookie scoring list...Showed three points (2-1—3) while playing in all five Calder Cup Playoff games...Registered four multi-goal games to tie veterans Chris Terry and Matt Puempel for the most on the team...Made his North American pro debut with the Griffins, 10/5/18 at TEX...Notched his first two AHL goals in his Van Andel Arena debut, 10/12/18 vs. HER...Notched a season-high three points with two goals and an assist, 1/11/19 vs. BEL...Scored eight seconds into overtime to mark the fastest overtime goal in franchise history, 2/16/19 vs. SA...Collected nine points (4-5—9) during a season-high seven-game point streak, 2/6/19-2/22/19...Tallied a four-game goal streak, 2/9/19-2/16/19, the longest by a Griffin this season...Became the 176th Griffins alumnus to play in the NHL when he made his Red Wings debut, 2/24/19 vs. SJS...Scored his first NHL goal, 3/5/19 at COL...Picked up his first NHL assist, 3/9/19 at TBL...Made his Calder Cup Playoff debut, 4/19/19 at CHI...Recorded his first two playoff goals as part of a three-point game, 4/23/19 vs. CHI. **2017-18:** In his first QMJHL season, racked up 82 points (44-38—82), a plus-23 rating and 36 PIM in 57 games with the Halifax Mooseheads...Named to the QMJHL First All-Star Team and the All-Rookie Team...Won the Mike Bossy Trophy as the league's best professional prospect...Paced all league rookies in points and goals and tied for tops in assists...Among all QMJHL skaters, tied for seventh in points, tied for third in goals and ranked 13th in shots (234)...Led the Mooseheads in goals while placing second in points and tied for third in assists...Tied for the team lead in playoff points (12), goals (5) and assists (7) in nine contests...Tallied a hat trick, 11/3/17 at GAT, and a four-goal outing, 2/6/18 at CHA...Finished with 12 multi-goal contests...Compiled two seven-game point streaks, 9/21/17-10/8/17 and 2/3/18-2/19/18...Represented the Czech Republic at the 2018 IIHF World Junior Championship...Scored eight points, including a team-high seven goals, in seven games and earned a spot on the WJC All-Star Team. **2016-17:** Skated in 25 games with HC Pardubice in the top Czech professional league, tallying two points (1-1—2) and four PIM...Appeared in 20 games with the HC Pardubice U20 team and compiled 18 points (9-9—18) and 18 PIM...Scored six points (3-3—6) in five games for the Czech Republic at the World Under-18 Championship...Earned honors as a top-three player on his team...Helped the Czechs win gold at the 2016 Ivan Hlinka Memorial Tournament with a team-high seven points (5-2—7) in four games. **2015-16:** Made his professional debut with HC Pardubice, skating in two games...Added 17 points (10-7—17) in 19 games with the HC Pardubice U20 team and 12 points (10-2—12) in six games for the HC Pardubice U18 club...Notched five points (4-1—5) in five games for the Czech Republic at the World Under-18 Championship...Earned honors as a top-three player on his team.



Personal: Lives in Pardubice, Czech Republic...Best friend in hockey is Ondrej Trejbal...Greatest hockey memory is when the Czech Republic won the 2016 Ivan Hlinka Memorial Cup...Was a part of Detroit's championship team at the 2019 rookie tournament...Started playing hockey at the age of three and his first position was as a forward...Hockey nickname is Zee...Hockey idol as a youth was Patrick Kane...Chose his jersey number because he was born in the 11th month...Greatest influence on his hockey career has been his dad because he used to play pro and always helps him...Plans to become a hockey coach after his playing career...Greatest personal obstacle he's overcome is moving away from home...Most exciting thing he's done is have the chance to play in the NHL...An interesting thing about him is he likes fishing...If he could trade places for a day with another occupation, he would be a tennis player...Speaks Czech, Slovakian and a little bit of German...Played tennis, soccer and roller hockey growing up...Once met pro tennis player Karolina Pliskova...Favorite food is sushi...Favorite music artist is Post Malone...Favorite movie is *Happy Gilmore*...Favorite television show is *All American*...Favorite vacation spot is around the sea...Favorite sports team is the Red Wings...Favorite sport to watch other than hockey is tennis.

AHL CAREER HIGHS

Games Played: 59, 2018-19	Assist Streak: 4, 2/15/19-2/22/19
Goals: 16, 2018-19	Point Streak: 7, 2/6/19-2/22/19
Assists: 19, 2018-19	Goals, Game: 2, four times (MR: 1/11/19 GR vs. BEL)
Points: 35, 2018-19	Assists, Game: 2, 11/30/18 GR vs. SA
PIM: 18, 2018-19	Points, Game: 3, 1/11/19 GR vs. BEL
Goal Streak: 4, 2/9/19-2/16/19	PIM, Game: 2, nine times (MR: 3/31/19 GR vs. MIL)

FIRSTS

AHL Game: 10/14/16 GR vs. CHI	NHL Game: 1/14/18 DET at CHI
AHL Point: 11/4/16 GR vs. IA (assist)	NHL Point: 3/5/19 DET at COL (goal)
AHL Goal: 11/26/16 GR at CLE (Anton Forsberg)	NHL Goal: 3/5/19 DET at COL (Semyon Varlamov)

Season	Team	League	Regular Season					Playoffs				
			GP	G	A	PTS	PIM	GP	G	A	PTS	PIM
2012-13	HC Pardubice U16	Czech U16	8	5	1	6	2	--	--	--	--	--
2013-14	HC Pardubice U16	Czech U16	24	24	13	37	61	--	--	--	--	--
	HC Pardubice U18	Czech U18	27	9	10	19	2	--	--	--	--	--
2014-15	HC Pardubice U16	Czech U16	11	18	16	34	6	5	3	8	11	2
	HC Pardubice U18	Czech U18	20	21	13	34	12	6	1	5	6	10
	HC Pardubice U20	Czech U20	6	4	2	6	2	--	--	--	--	--
2015-16	HC Pardubice U18	Czech U18	6	10	2	12	0	6	5	5	10	6
	HC Pardubice U20	Czech U20	19	10	7	17	8	--	--	--	--	--
	HC Pardubice	Czech	2	0	0	0	0	--	--	--	--	--
2016-17	HC Pardubice U20	Czech U20	20	9	9	18	18	--	--	--	--	--
	HC Pardubice	Czech	25	1	1	2	4	--	--	--	--	--
2017-18	Halifax	QMJHL	57	44	38	82	36	9	5	7	12	0
2018-19	Grand Rapids	AHL	59	16	19	35	18	5	2	1	3	0
	Detroit	NHL	9	1	2	3	0	--	--	--	--	--
NHL TOTALS			9	1	2	3	0	--	--	--	--	--
GRIFFINS/AHL TOTALS			59	16	19	35	18	5	2	1	3	0
PRO TOTALS			95	18	22	40	22	5	2	1	3	0

GRIFFINS NHL AFFILIATE



DETROIT RED WINGS

2525 Woodward Ave.
Detroit, MI 48201
detroitredwings.com
Phone: 313-471-7000
Fax: (313) 567-0296
Media Hotline: (313) 471-7599
Press Box: (313) 471-7957



Owner & Secretary-Treasurer
Governor, President & CEO
Senior Vice President & Alternate Governor
Executive Vice President & General Manager
Assistant General Managers
Advisor to the General Manager
Director of Statistical Analysis &
Hockey Administration
Associate Director of Player Personnel
Dir. of Player Development/
Asst. Dir. of Player Personnel
Assistant Director of Player Development
Player Development Consultant
Head Coach
Assistant Coaches

Goaltending Coach
Video Coach
Assistant Video Coach
Director of Pro Scouting
Pro Scouts

Director of Amateur Scouting
Chief Amateur Scouts
Amateur Scouts

Head of Goaltending
Scouting & Development
Director of European Scouting
European Scouts
Executive Assistant & Immigration Manager
Team Travel Coordinator
Director of Sports Science
and Human Performance
Head Athletic Trainer
Assistant Athletic Trainer
Equipment Manager
Assistant Equipment Managers
Team Masseur
Massage Therapist
Team Dietician
Director of Public Relations
Communications Professionals
Director of Community Relations
& DRW Foundation
Community Relations Manager
TV Announcers, Fox Sports Detroit
Radio Announcers, 97.1 FM The Ticket
Home Arena (Capacity)

Marian Ilitch
Christopher Ilitch
Jim Devellano
Steve Yzerman
Ryan Martin, Pat Verbeek
Niklas Kronwall

Bryan Campbell
Jiri Fischer

Shawn Horcoff
Dan Cleary
Brandon Naurato
Jeff Blashill
Dan Bylsma, Doug Houda,
Adam Nightingale
Jeff Salajko
LJ Scarpace
Jeff Weintraub
Mark Howe
Bruce Haralson, Kirk Maltby,
Kyle MacKinnon, Chris Yzerman
Kris Draper
Ryan Rezmierski, Jesse Wallin
Kelly Harper, Brendan Flemming, Mark Mullen,
Ross Yates, Rob Rassey, Bryce Thoma, Kevin Gibson, Marty Stein

Phil Osaer
Hakan Andersson
Vladimir Havluj, Nikolai Vakourov, Antonin Routa, Thomas Carlsson
Kim Brodie
Julie Dailey

Mike Barwis
Piet Van Zant
Russ Baumann
Paul Boyer
John Remejes, Brady Munger
Sergei Tchekmarev
Ainars Treguits
Lisa McDowell
Todd Beam
Kyle Kujawa, Alex DiFilippo

Kevin Brown
Anne Bowlby
Ken Daniels, Mickey Redmond
Ken Kal, Paul Woods
Little Caesars Arena (19,515)



Steve Yzerman
Executive Vice
President/
General Manager



Jeff Blashill
Head Coach



2019-20 SEASON

2019-20 DETROIT RED WINGS SCHEDULE

OCTOBER

5	@ Nashville	8 p.m.	FSD
6	DALLAS	7 p.m.	FSD
8	ANAHEIM	7:30 p.m.	FSD
10	@ Montreal	7 p.m.	FSD
12	TORONTO	7 p.m.	FSD
15	@ Vancouver	10 p.m.	FSD
17	@ Calgary	9 p.m.	FSD
18	@ Edmonton	9 p.m.	FSD
22	VANCOUVER	7:30 p.m.	FSD
23	@ Ottawa	7:30 p.m.	FSD PLUS
25	BUFFALO	7:30 p.m.	FSD
27	ST. LOUIS	5 p.m.	FSD
29	EDMONTON	7:30 p.m.	FSD

NOVEMBER

1	@ Carolina	7:30 p.m.	FSD
2	@ Florida	7 p.m.	FSD PLUS
4	NASHVILLE	7:30 p.m.	FSD PLUS
6	@ NY Rangers	8 p.m.	NBCSN
8	BOSTON	7:30 p.m.	FSD
10	VEGAS	5 p.m.	FSD
12	@ Anaheim	10 p.m.	FSD PLUS
14	@ Los Angeles	10:30 p.m.	FSD
16	@ San Jose	10:30 p.m.	FSD
19	OTTAWA	7:30 p.m.	FSD
21	@ Columbus	7 p.m.	FSD
23	@ New Jersey	7 p.m.	FSD PLUS
24	CAROLINA	7 p.m.	FSD
27	TORONTO	7 p.m.	FSD
29	@ Philadelphia	4 p.m.	FSD
30	WASHINGTON	7 p.m.	FSD

DECEMBER

2	NY ISLANDERS	7:30 p.m.	FSD
7	PITTSBURGH	7 p.m.	FSD
10	@ Winnipeg	8 p.m.	FSD
12	WINNIPEG	7:30 p.m.	FSD PLUS
14	@ Montreal	7 p.m.	FSD
15	LOS ANGELES	7 p.m.	FSD
17	COLUMBUS	7:30 p.m.	FSD
21	@ Toronto	7 p.m.	FSD
22	ARIZONA	7 p.m.	FSD
28	@ Florida	7 p.m.	FSD PLUS
29	@ Tampa Bay	7 p.m.	FSD
31	SAN JOSE	7:30 p.m.	FSD

JANUARY

3	@ Dallas	8:30 p.m.	FSD
5	@ Chicago	7:30 p.m.	NBCSN
7	MONTREAL	7:30 p.m.	FSD
10	OTTAWA	7:30 p.m.	FSD
12	BUFFALO	5 p.m.	FSD
14	@ NY Islanders	7 p.m.	FSD
17	PITTSBURGH	7:30 p.m.	FSD
18	FLORIDA	7 p.m.	FSD PLUS
20	@ Colorado	3 p.m.	FSD
22	@ Minnesota	8 p.m.	NBCSN
31	@ NY Rangers	7 p.m.	FSD PLUS

FEBRUARY

1	NY RANGERS	7 p.m.	FSD
3	PHILADELPHIA	7:30 p.m.	NBCSN
6	@ Buffalo	7 p.m.	NBCSN
7	@ Columbus	7 p.m.	FSD
9	BOSTON	12:30 p.m.	NBC
11	@ Buffalo	7 p.m.	FSD
13	@ New Jersey	7 p.m.	FSD
15	@ Boston	1 p.m.	FSD
16	@ Pittsburgh	12:30 p.m.	NBC
18	MONTREAL	7:30 p.m.	FSD PLUS
21	@ NY Islanders	7 p.m.	FSD
23	CALGARY	7 p.m.	FSD PLUS
25	NEW JERSEY	7:30 p.m.	FSD
27	MINNESOTA	7:30 p.m.	FSD
29	@ Ottawa	7 p.m.	FSD

MARCH

2	COLORADO	7:30 p.m.	FSD
6	CHICAGO	7:30 p.m.	FSD
8	TAMPA BAY	5 p.m.	FSD
10	CAROLINA	7:30 p.m.	FSD
12	@ Washington	7 p.m.	FSD
14	@ Tampa Bay	4 p.m.	FSD
16	FLORIDA	7:30 p.m.	FSD
20	@ Arizona	10:30 p.m.	FSD
21	@ Vegas	10 p.m.	FSD
24	@ Boston	7 p.m.	FSD
26	PHILADELPHIA	7:30 p.m.	NBCSN
28	WASHINGTON	7 p.m.	FSD
31	@ St. Louis	8 p.m.	FSD

APRIL

2	@ Toronto	7 p.m.	FSD
4	TAMPA BAY	7 p.m.	FSD

Games broadcast locally on ESPN 96.1 FM and WTKG 1230 AM.

GRIFFINS ECHL AFFILIATE



TOLEDO WALLEYE

406 Washington Street
Toledo, OH 43604
toledowalleye.com
(419) 725-9255



President & CEO
Executive VP & General Manager
Chief Marketing Officer
Head Coach
Assistant Coaches
Athletic Trainer
Equipment Manager
Strength & Conditioning
Head Scout/Director of Player Personnel
Communications & Media Director
Director of Broadcast Services
Digital Marketing Manager
Community Relations & Communications Manager
Social Media Coordinator
Manager of Team Operations/
Media Broadcaster
Home Arena (Capacity)
Flagship Radio Station

Joe Napoli
Neil Neukam
Kim McBroom
Dan Watson
Andy Delmore , Alden Hirschfeld
Brad Fredrick
Dave Aleo
Dan Jones
Ed Burkholder
Andi Roman
Greg Tye
Nathan Steinmetz

Rob Wiercinski
Amanda Jerzykowski

Matt Melzak
Huntington Center (7,431)
Fox Sports Radio 1230 WCWA



Joe Napoli
President & CEO



Dan Watson
Head Coach

2019-20 TOLEDO WALLEYE SCHEDULE

OCTOBER

12	@ Brampton	4 p.m.
19	@ Fort Wayne	7:35 p.m.
25	@ Kansas City	8:05 p.m.
26	@ Kansas City	8:05 p.m.
29	@ Kalamazoo	10:30 a.m.

NOVEMBER

2	FLORIDA	7:15 p.m.
3	FORT WAYNE	5:15 p.m.
6	WHEELING	10:30 a.m.
8	@ Indy	7:35 p.m.
9	BRAMPTON	7:15 p.m.
10	@ Brampton	2 p.m.
15	@ Newfoundland	5:30 p.m.
16	@ Newfoundland	5:30 p.m.
22	@ Fort Wayne	8:05 p.m.
23	KALAMAZOO	7:15 p.m.
29	@ Reading	9:05 p.m.
30	@ Reading	9:05 p.m.

DECEMBER

1	@ Wheeling	4:05 p.m.
4	ADIRONDACK	10:30 a.m.
6	BRAMPTON	7:15 p.m.
7	INDY	7:15 p.m.
8	@ Wheeling	4:05 p.m.
12	@ Indy	7:35 p.m.

13	INDY	7:15 p.m.
14	@ Cincinnati	7:35 p.m.
20	@ Wheeling	7:05 p.m.
21	@ Indy	6:05 p.m.
27	WHEELING	7:15 p.m.
29	CINCINNATI	7:15 p.m.
31	@ Fort Wayne	7:35 p.m.

JANUARY

3	KALAMAZOO	7:15 p.m.
4	INDY	7:15 p.m.
5	@ Wheeling	4:05 p.m.
10	INDY	7:15 p.m.
11	INDY	7:15 p.m.
12	WHEELING	5:15 p.m.
18	@ Fort Wayne	7:35 p.m.
24	ATLANTA	7:15 p.m.
25	FORT WAYNE	7:15 p.m.
26	FORT WAYNE	5:15 p.m.
31	KALAMAZOO	7:15 p.m.

FEBRUARY

1	@ Indy	6:05 p.m.
7	@ Cincinnati	7:35 p.m.
8	CINCINNATI	7:15 p.m.
9	CINCINNATI	5:15 p.m.
14	@ Kalamazoo	7 p.m.
15	IDAHO	7:15 p.m.

16	IDAHO	5:15 p.m.
20	@ Cincinnati	7:35 p.m.
21	@ Fort Wayne	8:05 p.m.
22	@ Cincinnati	7:35 p.m.
26	@ Brampton	11 a.m.
28	FORT WAYNE	7:15 p.m.
29	FORT WAYNE	7:15 p.m.

MARCH

1	WHEELING	5:15 p.m.
6	@ Indy	7:35 p.m.
7	@ Cincinnati	7:35 p.m.
8	@ Kalamazoo	3 p.m.
11	CINCINNATI	7:15 p.m.
13	@ Fort Wayne	8:05 p.m.
14	WICHITA	7:15 p.m.
15	@ Wheeling	4:05 p.m.
20	INDY	7:15 p.m.
21	INDY	7:15 p.m.
22	WHEELING	5:15 p.m.
27	FORT WAYNE	7:15 p.m.
28	@ Indy	6:05 p.m.
29	WHEELING	5:15 p.m.

APRIL

1	@ Kalamazoo	7 p.m.
3	@ Fort Wayne	8:05 p.m.
4	WHEELING	7:15 p.m.
5	INDY	5:15 p.m.

LORD STANLEY AND THE GRIFFINS

Thirty Griffins players have had their names engraved on the Stanley Cup at some point during their careers, including 16 who earned the honor after playing for Grand Rapids. The names of Griffins alums were added to the cup in six of the last 11 years and in eight of the last 14 seasons. In addition, former Griffins assistant coach Jim Paek (2005-14) won a pair of cups as a defenseman for the Pittsburgh Penguins in 1991 and 1992.

Player	Position	Stanley Cups	Griffins Season(s)
*Kevyn Adams	C	1 (2006 Carolina)	1996-97
*Dmitry Afanasev	LW	1 (2004 Tampa Bay)	2001-02
*Sheldon Brookbank	D	1 (2013 Chicago)	2001-03
Chris Chelios	D	3 (1986 Montreal, 2002 and 2008 Detroit)	2008-09
Daniel Cleary	RW	1 (2008 Detroit)	2015-16
Danton Cole	RW/C	1 (1995 New Jersey)	1996-00
Aaron Downey	RW	1 (2008 Detroit)	2008-09
*Mark Eaton	D	1 (2009 Pittsburgh)	2004-05
*Valtteri Filppula	C	1 (2008 Detroit)	2005-07
*Darren Helm	C	1 (2008 Detroit)	2007-09;13-14
*Jiri Hudler	F	1 (2008 Detroit)	2003-06
*Chris Kelly	C	1 (2011 Boston)	2001-02
Mike Knuble	RW	1 (1998 Detroit)	2012-13
*Tomas Kopecky	LW	2 (2008 Detroit, 2010 Chicago)	2002-06
*Niklas Kronwall	D	1 (2008 Detroit)	2003-06
*Brett Lebda	D	1 (2008 Detroit)	2003-06
Manny Legace	G	1 (2002 Detroit)	2005-06
Andreas Lilja	D	1 (2008 Detroit)	2009-10
Brad May	LW	1 (2007 Anaheim)	2009-10
*Darren McCarty	RW	4 (1997-98, 2002 and 2008 Detroit)	2007-09
Marty McSorley	D	2 (1987-88 Edmonton)	2000-01
*Derek Meech	D	1 (2008 Detroit)	2004-08;10-11
Drew Miller	LW	1 (2007 Anaheim)	2016-17
*Chris Osgood	G	3 (1997-98 and 2008 Detroit)	2005-06
*Kevin Porter	C	1 (2016 Pittsburgh)	2014-15
Pokey Reddick	G	1 (1990 Edmonton)	1996-98
*Darren Rumble	D	1 (2004 Tampa Bay)	1998-00
Mikael Samuelsson	RW	1 (2008 Detroit)	2013-14
Blake Sloan	RW	1 (1999 Dallas)	2003-05
Jason Williams	C	1 (2002 Detroit)	2002-03

* Won a Stanley Cup after playing for the Griffins.

Note: Former Griffins Mark Hartigan (2007 Anaheim) and *Scott Parse (2012 Los Angeles) are credited by the NHL with having won the Cup but did not have their names engraved on the trophy.



Photo: Getty Images

GRIFFINS IN THE OLYMPICS (1984-2018)

The Griffins have a long and storied history with the Olympic Games. Eight former Griffins participated as players or coaches in the 2018 Games in PyeongChang, South Korea, after a record 11 alumni played in the 2014 Games in Sochi, Russia.

A Griffins alum has medaled in each of the last four Olympics. In the 2006 Games in Turin, Italy, Niklas Kronwall became the first Griffins alumnus to earn an Olympic medal, winning gold thanks to Sweden's victory over Finland in the championship game. Valtteri Filppula became the second to medal in 2010 in Vancouver, earning a bronze with Finland. Kronwall then became the only former Griffin to win two Olympic medals by taking silver in Sochi alongside fellow Grand Rapids alumni Jonathan Ericsson, Jonas Gustavsson and Gustav Nyquist, completing the Olympic medal spectrum for former Griffins. The 2018 Games in PyeongChang featured two medal winners, as Alexey Marchenko won gold with the Olympic Athletes from Russia* while Chris Kelly scored the game-winning goal for Canada in the bronze medal game.

PyeongChang also saw longtime Griffins assistant coach Jim Paek serve as head coach of the host country's team in its Olympic debut, while former player Chris Chelios was an assistant coach for the United States squad.

Overall, five players have skated in the Olympics while on Grand Rapids' active roster, while 25 alumni have donned their nations' colors after concluding their Griffins careers.

Participated While Playing for the Griffins

Player	Country	Year/Site	Finish
Tomas Jurco	Slovakia	2014/Sochi	11th
Sergei Kolosov	Belarus	2010/Vancouver	9th
Niklas Kronwall	Sweden	2006/Turin	Gold
Ole-Kristian Tollefsen	Norway	2010/Vancouver	10th
Julien Vauclair	Switzerland	2002/Salt Lake City	11th

Participated After Playing for the Griffins

Player	Country	Year/Site	Finish
Dick Axelsson	Sweden	2018/PyeongChang	5th
Chad Billins	USA	2018/PyeongChang	7th
Aigars Cipruss	Latvia	2006/Turin	12th
Aigars Cipruss	Latvia	2002/Salt Lake City	9th
Pavol Demitra	Slovakia	2010/Vancouver	4th
Pavol Demitra	Slovakia	2006/Turin	5th
Pavol Demitra	Slovakia	2002/Salt Lake City	13th
Jonathan Ericsson	Sweden	2014/Sochi	Silver
Valtteri Filppula	Finland	2010/Vancouver	Bronze
Erich Goldmann	Germany	2002/Salt Lake City	8th
Jonas Gustavsson	Sweden	2014/Sochi	Silver
Jimmy Howard	USA	2014/Sochi	4th
Jani Hurme	Finland	2002/Salt Lake City	6th
Chris Kelly	Canada	2018/PyeongChang	Bronze
Tomas Kopecky	Slovakia	2014/Sochi	11th
Tomas Kopecky	Slovakia	2010/Vancouver	4th
Niklas Kronwall	Sweden	2014/Sochi	Silver
Niklas Kronwall	Sweden	2010/Vancouver	5th
Stefan Liv	Sweden	2010/Vancouver	5th
Alexey Marchenko	OAR*	2018/PyeongChang	Gold
Jan Mursak	Slovenia	2018/PyeongChang	9th
Jan Mursak	Slovenia	2014/Sochi	7th
Gustav Nyquist	Sweden	2014/Sochi	Silver
Rastislav Pavlikovsky	Slovakia	2002/Salt Lake City	13th
Robert Petrovicky	Slovakia	2002/Salt Lake City	13th
Brock Radunske	Korea	2018/PyeongChang	12th
Konstantin Shafranov	Kazakhstan	2006/Turin	9th
Andrei Sryubko	Ukraine	2002/Salt Lake City	10th
Tomas Tatar	Slovakia	2014/Sochi	11th
Ole-Kristian Tollefsen	Norway	2014/Sochi	12th
Julien Vauclair	Switzerland	2014/Sochi	9th
Julien Vauclair	Switzerland	2006/Turin	6th



GRIFFINS IN THE OLYMPICS (1984-2018)

Participated Before Playing for the Griffins

Player	Country	Year/Site	Finish
Slava Butsayev	Unifed Team	1992/Albertville	Gold
Chris Chelios	USA	2006/Turin	8th
Chris Chelios	USA	2002/Salt Lake City	Silver
Chris Chelios	USA	1998/Nagano	5th
Chris Chelios	USA	1984/Sarajevo	7th
Erich Goldmann	Germany	1998/Nagano	9th
Jonas Gustavsson	Sweden	2010/Vancouver	5th
Todd Hlushko	Canada	1994/Lillehammer	Silver
Curtis Joseph	Canada	2002/Salt Lake City	Gold
Mike Knuble	USA	2006/Turin	8th
Stefan Liv	Sweden	2006/Turin	Gold
Kevin Miller	USA	1988/Calgary	7th
Michael Nylander	Sweden	2002/Salt Lake City	5th
Michael Nylander	Sweden	1998/Nagano	6th
Robert Petrovicky	Slovakia	1998/Nagano	10th
Robert Petrovicky	Slovakia	1994/Lillehammer	6th
Travis Richards	USA	1994/Lillehammer	8th
David Roberts	USA	1994/Lillehammer	8th
Mikael Samuelsson	Sweden	2006/Turin	Gold
Konstantin Shafranov	Kazakhstan	1998/Nagano	8th

* Olympic Athletes from Russia - After the International Olympic Committee suspended the Russian Olympic Committee due to doping allegations, clean Russian athletes were invited to compete as Olympic Athletes from Russia under a neutral flag at the 2018 Olympic Winter Games.

2018-19 SEASON

Regular Season – 4th of 8 in Central Division, 7th of 15 in Western Conference, 14th of 31 in AHL

Overall: 38-27-7-4, 87 points

Home: 22-10-3-3, 50 points

Road: 16-17-4-1, 37 points

Playoffs – Lost in Central Division Semifinals

Central Division Semifinals – Lost to #1 Chicago, 2-3

General Manager (DRW) – Ryan Martin

Head Coach – Ben Simon

Assistant Coaches – Matt Macdonald, Brad Tapper, Mike Knuble

Goaltending Development Coach – Brian Mahoney-Wilson

Athletic Trainer – John Bernal

Equipment Manager – Brad Thompson



REGULAR SEASON

Player	GP	G	A	PTS	+/-	PIM	PP	SH	GW	FG	OT	UG	SHT	PCT
Terry, Chris	69	29	32	61	5	38	5	0	5	4	0	2	204	14.2%
Puempel, Matt	62	24	26	50	2	38	8	0	1	4	0	0	225	10.7%
Camper, Carter	67	17	33	50	-1	24	2	0	4	2	2	1	141	12.1%
Elson, Turner	72	18	21	39	12	80	3	3	1	4	0	1	139	12.9%
Megan, Wade	48	19	18	37	5	44	7	0	3	2	0	0	140	13.6%
Zadina, Filip	59	16	19	35	-17	18	4	0	2	3	1	2	135	11.9%
Hicketts, Joe	64	3	24	27	2	67	0	0	1	0	0	0	109	2.8%
Holmstrom, Axel	65	12	13	25	3	6	4	0	3	1	0	0	60	20.0%
Ford, Matthew	61	11	13	24	-6	49	1	0	1	1	0	1	110	10.0%
Hronek, Filip	31	7	17	24	0	45	4	0	3	2	2	2	80	8.8%
Turgeon, Dominic	72	6	14	20	1	41	0	0	1	1	0	1	115	5.2%
Campbell, Colin	63	8	11	19	0	24	1	1	2	3	0	1	99	8.1%
Saarijarvi, Vili	70	2	14	16	19	20	2	0	1	0	0	0	121	1.7%
Chelios, Jake	61	1	14	15	18	28	0	0	0	0	0	0	61	1.6%
Frk, Martin	13	5	9	14	12	6	1	0	0	1	0	0	37	13.5%
Sulak, Libor	61	5	9	14	-7	42	0	0	0	1	0	0	95	5.3%
Lashoff, Brian	53	1	13	14	5	33	0	0	0	0	0	0	70	1.4%
Smith, Givani	64	6	7	13	2	86	0	0	0	0	0	0	59	10.2%
Cholowski, Dennis	25	0	12	12	0	12	0	0	0	0	0	0	43	0.0%
Shine, Dominik	72	6	5	11	-3	53	0	0	2	0	0	0	87	6.9%
McIlrath, Dylan	52	1	9	10	13	98	0	0	1	0	0	0	65	1.5%
Ehn, Christoffer	17	2	5	7	4	8	0	0	0	0	0	0	11	18.2%
Hulak, Derek	35	1	3	4	0	6	0	0	0	0	0	0	35	2.9%
Pope, David	28	2	1	3	-1	12	1	0	0	2	0	0	29	6.9%
Hamilton, Trevor	17	1	2	3	-7	8	1	0	0	0	0	0	13	7.7%
Sateri, Harri	40	0	3	3	0	0	0	0	0	0	0	0	0	0.0%
Rasmussen, Michael	3	2	0	2	0	0	1	0	0	0	0	0	5	40.0%
Pearson, Chase	10	2	0	2	-2	2	0	0	0	0	0	0	17	11.8%
Spezia, Tyler	8	1	1	2	2	0	0	0	1	0	0	1	7	14.3%
Finn, Matt	4	1	0	1	-2	2	0	0	0	0	0	0	2	50.0%
Loggins, Troy	4	1	0	1	-2	0	0	0	0	0	0	0	2	50.0%
Sadowy, Dylan	14	1	0	1	-3	9	0	0	0	0	0	0	19	5.3%
Carlisle, Chris	2	0	1	1	0	7	0	0	0	0	0	0	0	0.0%
Nagle, Pat	1	0	0	0	0	0	0	0	0	0	0	0	0	0.0%
Moore, Bryan	2	0	0	0	0	4	0	0	0	0	0	0	2	0.0%
Sweetman, Eric	2	0	0	0	-2	0	0	0	0	0	0	0	0	0.0%
Yates, Trevor	2	0	0	0	-1	4	0	0	0	0	0	0	1	0.0%
Tansey, Kevin	4	0	0	0	-2	2	0	0	0	0	0	0	4	0.0%
Stewart, Mackenze	4	0	0	0	-3	0	0	0	0	0	0	0	7	0.0%
Crawford, Marcus	8	0	0	0	-2	4	0	0	0	0	0	0	13	0.0%
Rybar, Patrik	37	0	0	0	0	0	0	0	0	0	0	0	0	0.0%
Bench	76	6		6		12								
Griffins Totals	76	217	349	560		932	45	4	32	31	5	12	2368	8.9%
Opponent Totals	76	222				1011	62	5	34	45	7		2130	10.3%

REGULAR SEASON

Goalie	GP	MIN	GAA	W	L	SOL	EN	SO	GA	SAVES	SPCT
Rybar, Patrik	37	2164:40	2.49	16	16	5	6	2	90	892	0.908
Sateri, Harri	40	2367:33	2.84	22	11	5	5	0	112	996	0.899
Nagle, Pat	1	62:23	4.81	0	0	1	0	0	5	20	0.800
Griffins Totals	76	4642:20	2.82	38	27	11	11	2	218	1908	0.897
Opponent Totals	76	4642:20	2.73	38	27	11	16	4	211	2151	0.911



2019-20 SEASON

2018-19 SEASON

REGULAR SEASON

Scoring by Period

1st PER		2nd PER		3rd PER		OVERTIME		SHOOTOUT		TOTALS	
GF	GA	GF	GA	GF	GA	GF	GA	GF	GA	GF	GA
65	68	56	71	85	72	5	7	6	4	217	222

Shots by Period

1st PER		2nd PER		3rd PER		OVERTIME		SHOOTOUT		TOTALS	
SF	SA	SF	SA	SF	SA	SF	SA	SF	SA	SF	SA
777	713	793	684	736	683	56	46	32	34	2394	2160

Power Play: 45-316 (14.2%) 30th of 31 in AHL

Penalty Kill: 227-289 (78.5%) 29th of 31 in AHL

PLAYOFFS

Player	GP	G	A	PTS	+/-	PIM	PP	SH	GW	FG	OT	UG	SHT	PCT
Elson, Turner	5	2	2	4	3	0	0	0	0	0	0	1	7	28.6%
Puempel, Matt	5	2	2	4	-1	16	2	0	1	0	0	0	9	22.2%
Campbell, Colin	5	3	0	3	5	2	0	0	0	0	0	0	9	33.3%
Zadina, Filip	5	2	1	3	-2	0	0	0	0	0	0	0	7	28.6%
Frk, Martin	3	1	2	3	-2	16	0	0	0	0	0	0	5	20.0%
Turgeon, Dominic	3	1	2	3	3	0	0	0	0	0	0	0	9	11.1%
Camper, Carter	5	0	3	3	1	0	0	0	0	0	0	0	7	0.0%
Hronek, Filip	5	0	3	3	0	28	0	0	0	0	0	0	17	0.0%
Megan, Wade	5	2	0	2	-3	16	1	0	1	0	0	0	13	15.4%
Hulak, Derek	4	1	1	2	1	0	0	0	0	1	0	0	3	33.3%
Shine, Dominik	5	1	1	2	1	2	0	0	0	0	0	0	9	11.1%
Terry, Chris	5	1	1	2	1	2	0	0	0	0	0	0	12	8.3%
Smith, Givani	4	0	2	2	1	9	0	0	0	0	0	0	2	0.0%
Sulak, Libor	4	0	2	2	4	4	0	0	0	0	0	0	4	0.0%
Cholowski, Dennis	5	0	2	2	1	2	0	0	0	0	0	0	8	0.0%
Ehn, Christoffer	5	0	2	2	3	2	0	0	0	0	0	0	4	0.0%
Saarijarvi, Vili	1	1	0	1	0	0	0	0	0	1	0	0	1	100.0%
Lashoff, Brian	2	0	1	1	2	0	0	0	0	0	0	0	1	0.0%
Hicketts, Joe	5	0	1	1	-1	8	0	0	0	0	0	0	7	0.0%
Sateri, Harri	5	0	1	1	0	0	0	0	0	0	0	0	0	0.0%
Lukosevicius, Jarid	1	0	0	0	0	0	0	0	0	0	0	0	0	0.0%
Chelios, Jake	4	0	0	0	1	7	0	0	0	0	0	0	5	0.0%
McIlrath, Dylan	4	0	0	0	1	10	0	0	0	0	0	0	8	0.0%
Bench	5	0	0	0	2	2	0	0	0	0	0	0	0	0.0%
Griffins Totals	5	17	29	46		126	3	0	2	2	0	1	147	11.6%
Opponent Totals	5	15	29	46		110	5	0	3	3	0		148	10.1%

PLAYOFFS

Goalie	GP	MIN	GAA	W	L	EN	SO	GA	SAVES	SPCT
Sateri, Harri	5	292:13	2.67	2	3	2	0	13	133	0.911
Griffins Totals	5	300:00	3.00	2	3	2	0	15	133	0.899
Opponent Totals	5	300:00	3.40	3	2	1	0	17	130	0.884

PLAYOFFS

Scoring by Period

1st PER		2nd PER		3rd PER		OVERTIME		TOTALS	
GF	GA	GF	GA	GF	GA	GF	GA	GF	GA
3	2	7	9	7	4	0	0	17	15

Shots by Period

1st PER		2nd PER		3rd PER		OVERTIME		TOTALS	
SF	SA	SF	SA	SF	SA	SF	SA	SF	SA
44	54	50	53	53	41	0	0	147	148

Power Play: 3-13 (23.1%) 3rd of 16 in AHL

Penalty Kill: 18-23 (78.3%) 12th of 16 in AHL



2019-20 SEASON

2018-19 RESULTS

GAME	DATE	OPP/HOME ATT.	SCORE	RECORD
1	10/5	@ Tex	1-3 L	0-1-0-0
2	10/6	@ Sa	0-4 L	0-2-0-0
3	10/12	HER (10,834)	6-3 W	1-2-0-0
4	10/13	@ Chi	1-5 L	1-3-0-0
5	10/17	TEX (4,010)	3-6 L	1-4-0-0
6	10/20	CHI (7,462)	5-3 W	2-4-0-0
7	10/26	@ Bel	3-5 L	2-5-0-0
8	10/27	@ Bel	3-1 W	3-5-0-0
9	11/2	IA (8,007)	2-3 SOL	3-5-0-1
10	11/3	MIL (5,708)	2-1 W	4-5-0-1
11	11/4	@ Cle	8-4 W	5-5-0-1
12	11/8	@ Mb	4-1 W	6-5-0-1
13	11/10	@ Mb	2-6 L	6-6-0-1
14	11/14	RFD (7,452)	3-1 W	7-6-0-1
15	11/16	ONT (6,723)	3-4 L	7-7-0-1
16	11/17	MB (6,317)	3-2 OTW	8-7-0-1
17	11/23	MIL (8,508)	2-3 SOL	8-7-0-2
18	11/24	@ Chi	4-3 OTW	9-7-0-2
19	11/26	@ Ia	3-2 OTW	10-7-0-2
20	11/28	CHI (4,778)	5-2 W	11-7-0-2
21	11/30	SA (8,010)	4-3 W	12-7-0-2
22	12/1	TEX (6,146)	6-3 W	13-7-0-2
23	12/5	SA (5,819)	4-2 W	14-7-0-2
24	12/7	@ Rfd	2-3 OTL	14-7-1-2
25	12/8	@ Ia	2-5 L	14-8-1-2
26	12/11	@ Mil	2-5 L	14-9-1-2
27	12/14	RFD (7,017)	2-3 OTL	14-9-2-2
28	12/15	MIL (6,648)	5-4 SOV	15-9-2-2
29	12/16	@ Rfd	1-2 L	15-10-2-2
30	12/19	CLE (8,182)	1-3 L	15-11-2-2
31	12/21	@ Mb	4-1 W	16-11-2-2
32	12/22	@ Mb	3-1 W	17-11-2-2
33	12/28	@ Cle	2-3 OTL	17-11-3-2
34	12/29	CLE (8,356)	4-3 SOV	18-11-3-2
35	12/31	RFD (10,834)	2-1 W	19-11-3-2
36	1/4	@ Wbs	2-3 SOL	19-11-3-3
37	1/5	@ Her	4-6 L	19-12-3-3
38	1/9	@ Mil	3-1 W	20-12-3-3

GAME	DATE	OPP/HOME ATT.	SCORE	RECORD
39	1/11	BEL (8,278)	3-4 SOL	20-12-3-4
40	1/12	BEL (8,616)	5-2 W	21-12-3-4
41	1/16	@ Chi	2-5 L	21-13-3-4
42	1/18	@ Rfd	3-1 W	22-13-3-4
43	1/19	MIL (10,834)	3-0 W	23-13-3-4
44	1/23	MB (4,889)	2-1 OTW	24-13-3-4
45	1/25	SJ (8,826)	0-4 L	24-14-3-4
46	1/26	SJ (10,834)	3-2 SOV	25-14-3-4
47	1/31	@ Tex	5-3 W	26-14-3-4
48	2/1	@ Sa	0-2 L	26-15-3-4
49	2/6	MB (5,301)	2-1 W	27-15-3-4
50	2/9	WBS (10,834)	4-1 W	28-15-3-4
51	2/10	CHI (7,675)	1-4 L	28-16-3-4
52	2/15	SA (9,373)	5-1 W	29-16-3-4
53	2/16	SA (10,834)	3-2 OTW	30-16-3-4
54	2/20	RFD (6,464)	2-3 OTL	30-16-4-4
55	2/22	TEX (10,489)	4-3 SOV	31-16-4-4
56	2/23	@ Chi	2-3 L	31-17-4-4
57	3/1	@ Rfd	4-5 OTL	31-17-5-4
58	3/6	TEX (7,980)	5-2 W	32-17-5-4
59	3/8	IA (9,186)	3-4 OTL	32-17-6-4
60	3/9	@ Mil	4-0 W	33-17-6-4
61	3/15	RFD (10,449)	2-3 L	33-18-6-4
62	3/16	@ Mil	3-2 SOV	34-18-6-4
63	3/19	@ Sa	2-1 SOV	35-18-6-4
64	3/20	@ Tex	3-6 L	35-19-6-4
65	3/23	@ Tex	3-2 W	36-19-6-4
66	3/24	@ Sa	3-1 W	37-19-6-4
67	3/26	@ Ia	5-2 W	38-19-6-4
68	3/29	CHI (9,886)	3-4 L	38-20-6-4
69	3/30	@ Rfd	1-4 L	38-21-6-4
70	3/31	MIL (10,834)	1-3 L	38-22-6-4
71	4/3	@ Ont	1-3 L	38-23-6-4
72	4/5	@ Sj	1-3 L	38-24-6-4
73	4/6	@ Sj	4-5 OTL	38-24-7-4
74	4/10	IA (8,586)	3-7 L	38-25-7-4
75	4/12	MB (10,834)	1-4 L	38-26-7-4
76	4/13	@ Mil	0-5 L	38-27-7-4

Central Division Semifinals - #4 Grand Rapids lost to #1 Chicago, 2-3

P1	4/19	@ Chi	5-1 W	1-0
P2	4/20	@ Chi	2-3 L	1-1
P3	4/23	CHI (7,690)	6-2 W	2-1
P4	4/24	CHI (7,710)	2-5 L	2-2
P5	4/28	@ Chi	2-4 L	2-3

OPENING NIGHT LINEUP

5	M. Stewart	D	27	J. Chelios	D
9	Saarijarvi	D	29	Sateri	G
11	Zadina	F	42	Rybar	G
14	Hamilton	D	45	C. Campbell	F
15	Elson	F	51	Yates	F
17	Crawford	D	52	McIlrath	D
19	Camper	F	54	G. Smith	F
22	Megan	F	55	Ford	F
23	Turgeon	F	65	Shine	F
25	Terry	F	73	Puempel	F

SEASON FINALE LINEUP

2	Hicketts	D	27	J. Chelios	D
4	Sulak	D	29	Sateri	G
9	Saarijarvi	D	39	Hulak	F
11	Zadina	F	42	Rybar	G
13	Hronek	D	44	Cholowski	D
15	Elson	F	45	C. Campbell	F
19	Camper	F	54	G. Smith	F
22	Megan	F	65	Shine	F
25	Terry	F	73	Puempel	F
26	Ehn	F	91	Frk	F



2019-20 SEASON

2017-18 SEASON

Regular Season – 2nd of 7 in Central Division, 3rd of 15 in Western Conference, 9th of 30 in AHL

Overall: 42-25-2-7, 93 points

Home: 20-15-1-2, 43 points

Road: 22-10-1-5, 50 points

Playoffs – Lost in Central Division Semifinals

Central Division Semifinals – Lost to #3 Manitoba, 2-3

General Manager (DRW) – Ryan Martin

Head Coach – Todd Nelson

Assistant Coaches – Ben Simon, Bruce Ramsay, Mike Knuble

Goaltending Development Coach – Brian Mahoney-Wilson

Athletic Trainer – John Bernal

Equipment Manager – Brad Thompson



REGULAR SEASON

Player	GP	G	A	PTS	+/-	PIM	PP	SH	GW	FG	OT	UG	SHT	PCT
Street, Ben	73	21	44	65	9	22	5	0	3	4	0	1	207	10.1%
Tangradi, Eric	74	31	33	64	12	51	6	0	5	3	1	5	237	13.1%
Puempel, Matt	57	22	32	54	6	21	9	0	1	7	0	1	165	13.3%
Lorito, Matt	59	23	26	49	-2	28	9	0	5	5	1	3	201	11.4%
Hronek, Filip	67	11	28	39	24	44	3	0	4	2	1	1	113	9.7%
Ford, Matthew	72	22	16	38	-11	42	12	1	4	4	1	0	149	14.8%
Campbell, Colin	72	10	25	35	10	56	0	1	2	4	0	2	139	7.2%
Turgeon, Dominic	69	14	18	32	13	23	1	1	3	1	0	1	112	12.5%
Russo, Robbie	75	9	23	32	6	81	2	0	1	2	0	0	142	6.3%
Holmstrom, Axel	66	7	19	26	-11	4	1	0	1	1	0	1	66	10.6%
Svechnikov, Evgeny	57	7	16	23	-4	58	3	0	0	1	0	0	103	6.8%
Elson, Turner	57	9	12	21	12	49	0	1	0	0	0	2	91	9.9%
Elkins, Corey	76	9	11	20	-1	26	0	2	3	1	0	2	69	13.0%
McIlrath, Dylan	76	7	10	17	8	119	0	0	0	1	0	0	100	7.0%
Shine, Dominik	58	8	8	16	4	54	0	0	1	2	0	0	85	9.4%
Lashoff, Brian	70	5	10	15	0	29	0	0	1	0	0	1	80	6.3%
Bertuzzi, Tyler	16	7	7	14	-5	34	4	0	1	0	0	0	40	17.5%
Hicketts, Joe	67	3	9	12	-10	32	2	0	1	0	0	0	101	3.0%
Renouf, Dan	73	2	10	12	4	83	0	0	0	0	0	0	61	3.3%
Saarijarvi, Vili	42	0	11	11	-1	10	0	0	0	0	0	0	76	0.0%
Esposito, Luke	31	1	7	8	1	10	1	0	0	0	0	0	32	3.1%
Nastasiuk, Zach	20	1	4	5	1	0	0	0	0	0	0	0	21	4.8%
Sproul, Ryan	5	1	3	4	-3	2	1	0	0	1	0	0	11	9.1%
Carey, Matt	8	1	1	2	0	9	1	0	0	0	0	0	14	7.1%
Sulak, Libor	2	0	2	2	2	0	0	0	0	0	0	0	1	0.0%
Yates, Trevor	2	0	1	1	2	0	0	0	0	0	0	0	4	0.0%
Machovsky, Matej	4	0	1	1	0	0	0	0	0	0	0	0	0	0.0%
McCarron, Patrick	3	0	0	0	2	0	0	0	0	0	0	0	0	0.0%
Borkowski, Mike	8	0	0	0	-4	2	0	0	0	0	0	0	10	0.0%
Sadowy, Dylan	13	0	0	0	-1	9	0	0	0	0	0	0	19	0.0%
McCollum, Tom	37	0	0	0	0	0	0	0	0	0	0	0	0	0.0%
Coreau, Jared	38	0	0	0	0	0	0	0	0	0	0	0	0	0.0%
Bench	76	6		6		16								
Griffins Totals	76	237	387	618		914	60	6	36	39	4	20	2455	9.4%
Opponent Totals	76	210				983	46	8	27	37	2		2268	9.0%

REGULAR SEASON

Goalie	GP	MIN	GAA	W	L	SOL	EN	SO	GA	SAVES	SPCT
Machovsky, Matej	4	222:28	2.43	1	1	1	1	0	9	92	0.911
Coreau, Jared	38	2213:48	2.52	21	10	5	3	2	93	979	0.913
McCollum, Tom	37	2162:32	2.64	20	14	3	2	1	95	987	0.912
Griffins Totals	76	4641:59	2.62	42	25	9	6	3	203	2058	0.910
Opponent Totals	76	4641:59	2.99	34	32	10	8	4	231	2218	0.906



2017-18 SEASON

REGULAR SEASON

Scoring by Period

1st PER		2nd PER		3rd PER		OVERTIME		SHOOTOUT		TOTALS	
GF	GA	GF	GA	GF	GA	GF	GA	GF	GA	GF	GA
69	44	92	70	66	87	4	2	6	7	237	210

Shots by Period

1st PER		2nd PER		3rd PER		OVERTIME		SHOOTOUT		TOTALS	
SF	SA	SF	SA	SF	SA	SF	SA	SF	SA	SF	SA
842	725	831	770	716	719	60	47	6	7	2455	2268

Power Play: 60-295 (20.3%) 4th of 30 in AHL

Penalty Kill: 251-297 (84.5%) 4th of 30 in AHL

PLAYOFFS

Player	GP	G	A	PTS	+/-	PIM	PP	SH	GW	FG	OT	UG	SHT	PCT
Street, Ben	5	4	4	8	1	6	1	0	0	1	0	1	21	19.0%
Ford, Matthew	5	2	3	5	-5	10	1	0	1	1	0	0	18	11.1%
Tangradi, Eric	4	2	2	4	2	4	1	0	1	0	0	0	18	11.1%
Puempel, Matt	5	1	3	4	-1	0	1	0	0	0	0	0	25	4.0%
Lashoff, Brian	5	1	2	3	1	2	0	0	0	0	0	1	8	12.5%
Elson, Turner	5	2	0	2	-3	0	0	0	0	0	0	0	11	18.2%
Hicketts, Joe	5	0	2	2	0	2	0	0	0	0	0	0	5	0.0%
Nastasiuk, Zach	5	1	0	1	-1	0	0	0	0	0	0	0	7	14.3%
Svechnikov, Evgeny	5	1	0	1	-3	4	0	0	0	0	0	0	8	12.5%
Holmstrom, Axel	2	0	1	1	0	0	0	0	0	0	0	0	3	0.0%
Elkins, Corey	5	0	1	1	-2	0	0	0	0	0	0	0	3	0.0%
Esposito, Luke	5	0	1	1	1	2	0	0	0	0	0	0	6	0.0%
Hronek, Filip	5	0	1	1	-5	14	0	0	0	0	0	0	12	0.0%
Renouf, Dan	5	0	1	1	2	19	0	0	0	0	0	0	0	0.0%
Russo, Robbie	5	0	1	1	-5	0	0	0	0	0	0	0	14	0.0%
Cholowski, Dennis	1	0	0	0	0	0	0	0	0	0	0	0	1	0.0%
Saarijarvi, Vili	1	0	0	0	0	0	0	0	0	0	0	0	1	0.0%
Sadowy, Dylan	1	0	0	0	-1	0	0	0	0	0	0	0	2	0.0%
Borkowski, Mike	2	0	0	0	-1	0	0	0	0	0	0	0	2	0.0%
Coreau, Jared	3	0	0	0	0	2	0	0	0	0	0	0	0	0.0%
McCollum, Tom	3	0	0	0	0	0	0	0	0	0	0	0	0	0.0%
Campbell, Colin	4	0	0	0	2	2	0	0	0	0	0	0	3	0.0%
McIlrath, Dylan	5	0	0	0	1	4	0	0	0	0	0	0	7	0.0%
Shine, Dominik	5	0	0	0	-1	2	0	0	0	0	0	0	7	0.0%
Bench	5	0		0		2								
Griffins Totals	5	14	22	36		75	4	0	2	2	0	2	182	7.7%
Opponent Totals	5	15				136	2	0	3	3	0		133	11.3%

PLAYOFFS

Goalie	GP	MIN	GAA	W	L	EN	SO	GA	SAVES	SPCT
Coreau, Jared	3	156:24	1.92	1	2	3	1	5	61	0.924
McCollum, Tom	3	140:00	3.00	1	1	0	0	7	57	0.891
Griffins Totals	5	300:00	3.00	2	3	3	1	15	118	0.887
Opponent Totals	5	300:00	2.80	3	2	1	0	14	168	0.923

PLAYOFFS

Scoring by Period

1st PER		2nd PER		3rd PER		OVERTIME		TOTALS	
GF	GA	GF	GA	GF	GA	GF	GA	GF	GA
7	4	5	3	2	8	0	0	14	15

Shots by Period

1st PER		2nd PER		3rd PER		OVERTIME		TOTALS	
SF	SA	SF	SA	SF	SA	SF	SA	SF	SA
58	47	64	55	60	31	0	0	182	133

Power Play: 4-19 (21.1%) 4th of 16 in AHL

Penalty Kill: 13-15 (86.7%) 5th of 16 in AHL

2017-18 RESULTS

GAME	DATE	OPP/HOME ATT.	SCORE	RECORD	GAME	DATE	OPP/HOME ATT.	SCORE	RECORD
1	10/6	MTB (10,834)	5-2 W	1-0-0-0	39	1/10	@ Mtb	5-1 W	18-16-1-4
2	10/7	MTB (4,457)	2-7 L	1-1-0-0	40	1/12	CLE (9,037)	4-2 W	19-16-1-4
3	10/13	@ Sj	7-3 W	2-1-0-0	41	1/13	CLE (9,126)	1-2 L	19-17-1-4
4	10/14	@ Stk	0-4 L	2-2-0-0	42	1/17	MIL (6,420)	3-4 L	19-18-1-4
5	10/20	@ Rfd	2-3 SOL	2-2-0-1	43	1/19	@ Mil	5-2 W	20-18-1-4
6	10/21	HER (5,720)	2-4 L	2-3-0-1	44	1/20	RFD (10,259)	4-3 W	21-18-1-4
7	10/25	TUC (4,202)	1-3 L	2-4-0-1	45	1/27	RFD (10,834)	4-1 W	22-18-1-4
8	10/27	CHI (6,248)	5-3 W	3-4-0-1	46	2/1	@ Cle	2-3 SOL	22-18-1-5
9	10/28	@ Rfd	3-4 L	3-5-0-1	47	2/2	@ Cle	4-2 W	23-18-1-5
10	11/1	@ Mil	6-3 W	4-5-0-1	48	2/4	@ Cle	6-3 W	24-18-1-5
11	11/3	CHI (8,018)	0-2 L	4-6-0-1	49	2/7	MTB (4,817)	4-2 W	25-18-1-5
12	11/5	MIL (5,417)	2-1 W	5-6-0-1	50	2/9	SA (10,171)	4-3 OTW	26-18-1-5
13	11/8	SA (5,302)	7-4 W	6-6-0-1	51	2/10	STK (10,234)	2-3 SOL	26-18-1-6
14	11/10	@ Tex	1-2 L	6-7-0-1	52	2/15	@ Mtb	1-0 W	27-18-1-6
15	11/11	@ Tex	5-1 W	7-7-0-1	53	2/17	@ Mtb	5-0 W	28-18-1-6
16	11/14	@ Sa	6-3 W	8-7-0-1	54	2/21	CHI (6,160)	2-5 L	28-19-1-6
17	11/17	@ low	2-4 L	8-8-0-1	55	2/24	IOW (10,221)	2-1 W	29-19-1-6
18	11/18	@ Rfd	2-3 SOL	8-8-0-2	56	2/25	IOW (10,367)	3-2 SOW	30-19-1-6
19	11/24	MTB (9,930)	1-3 L	8-9-0-2	57	2/28	TUC (4,785)	3-2 W	31-19-1-6
20	11/29	TEX (5,738)	2-5 L	8-10-0-2	58	3/2	WBS (7,831)	2-4 L	31-20-1-6
21	12/1	TEX (8,770)	4-5 SOL	8-10-0-3	59	3/3	MIL (10,834)	1-4 L	31-21-1-6
22	12/2	@ Chi	5-2 W	9-10-0-3	60	3/10	@ Wbs	1-2 L	31-22-1-6
23	12/8	RFD (7,560)	1-4 L	9-11-0-3	61	3/11	@ Her	3-0 W	32-22-1-6
24	12/9	@ Rfd	2-7 L	9-12-0-3	62	3/14	IOW (6,803)	2-4 L	32-23-1-6
25	12/10	@ low	1-2 L	9-13-0-3	63	3/16	RFD (10,015)	4-3 OTW	33-23-1-6
26	12/13	IOW (4,625)	4-3 SOW	10-13-0-3	64	3/17	IOW (9,176)	1-2 L	33-24-1-6
27	12/15	CHI (6,191)	3-6 L	10-14-0-3	65	3/20	@ Mil	2-1 W	34-24-1-6
28	12/16	MIL (6,183)	1-2 OTL	10-14-1-3	66	3/23	@ low	5-3 W	35-24-1-6
29	12/21	@ Chi	4-5 L	10-15-1-3	67	3/24	@ low	3-2 SOW	36-24-1-6
30	12/22	@ low	3-2 SOW	11-15-1-3	68	3/25	@ Chi	2-3 SOL	36-24-1-7
31	12/23	@ Rfd	2-3 SOL	11-15-1-4	69	3/28	TEX (8,406)	3-2 SOW	37-24-1-7
32	12/29	CLE (8,637)	5-2 W	12-15-1-4	70	3/30	SJ (9,860)	3-2 SOW	38-24-1-7
33	12/30	@ Cle	5-3 W	13-15-1-4	71	3/31	@ Mil	6-2 W	39-24-1-7
34	12/31	MIL (10,834)	4-3 OTW	14-15-1-4	72	4/6	@ Tuc	0-3 L	39-25-1-7
35	1/3	@ Mil	4-2 W	15-15-1-4	73	4/7	@ Tuc	4-1 W	40-25-1-7
36	1/5	RFD (7,615)	5-3 W	16-15-1-4	74	4/11	@ Tex	2-3 OTL	40-25-2-7
37	1/6	@ Chi	0-2 L	16-16-1-4	75	4/12	@ Sa	6-2 W	41-25-2-7
38	1/8	@ Mtb	3-2 OTW	17-16-1-4	76	4/14	CLE (10,834)	6-4 W	42-25-2-7

Central Division Semifinals - #2 Grand Rapids lost to #3 Manitoba, 2-3

P1	4/21	@ Mtb	2-3 L	0-1
P2	4/22	@ Mtb	5-1 W	1-1
P3	4/25	MTB (7,448)	3-6 L	1-2
P4	4/26	MTB (7,357)	3-0 W	2-2
P5	4/30	MTB (7,015)	1-5 L	2-3

OPENING NIGHT LINEUP

2	Hicketts	D	26	Tangradi	F
5	Russo	D	28	Lorito	F
7	Sproul	D	29	Sadowy	F
10	Street	F	30	McCollum	G
15	Elson	F	31	Coreau	G
18	Lashoff	D	45	C. Campbell	F
19	Esposito	F	47	Elkins	F
20	Renouf	D	52	McIlrath	D
23	Turgeon	F	55	Ford	F
25	Holmstrom	F	65	Shine	F

SEASON FINALE LINEUP

2	Hicketts	D	30	McCollum	G
5	Russo	D	31	Coreau	G
10	Street	F	37	Nastasiuk	F
13	Hronek	D	45	C. Campbell	F
15	Elson	F	47	Elkins	F
18	Lashoff	D	52	McIlrath	D
19	Esposito	F	55	Ford	F
20	Renouf	D	65	Shine	F
21	Borkowski	F	73	Puempel	F
29	Sadowy	F	77	Svechnikov	F



2019-20 SEASON

2016-17 SEASON

Regular Season – 2nd of 8 in Central Division, 4th of 16 in Western Conference, 6th of 30 in AHL

Overall: 47-23-1-5, 100 points

Home: 25-11-0-2, 52 points

Road: 22-12-1-3, 48 points

Playoffs – Won Calder Cup

Central Division Semifinals – Defeated #3 Milwaukee, 3-0

Central Division Finals – Defeated #1 Chicago, 4-1

Western Conference Finals – Defeated #1 San Jose, 4-1

Calder Cup Finals – Defeated #1 Syracuse, 4-2

General Manager (DRW) – Ryan Martin

Head Coach – Todd Nelson

Assistant Coaches – Ben Simon, Bruce Ramsay, Mike Knuble

Goaltending Development Coach – Brian Mahoney-Wilson

Athletic Trainer – John Bernal

Equipment Manager – Brad Thompson



REGULAR SEASON

Player	GP	G	A	PTS	+/-	PIM	PP	SH	GW	FG	OT	UG	SHT	PCT
Lorito, Matt	61	22	34	56	5	25	5	1	4	1	1	0	139	15.8%
Street, Ben	62	25	30	55	4	16	10	2	6	7	1	2	199	12.6%
Svechnikov, Evgeny	74	20	31	51	0	62	6	0	5	4	1	1	187	10.7%
Frk, Martin	65	27	23	50	-4	58	12	0	5	6	1	1	232	11.6%
Tangradi, Eric	54	17	27	44	16	53	8	0	4	1	1	1	134	12.7%
Callahan, Mitch	66	16	27	43	6	57	8	1	2	3	0	0	141	11.3%
Crisuolo, Kyle	76	17	24	41	15	14	4	0	3	3	0	1	147	11.6%
Nosek, Tomas	51	15	26	41	4	33	7	2	1	2	0	2	94	16.0%
Bertuzzi, Tyler	48	12	25	37	15	37	2	0	3	1	0	1	117	10.3%
Ford, Matthew	51	14	21	35	6	28	6	1	1	1	0	0	123	11.4%
Hicketts, Joe	73	7	27	34	15	40	1	0	2	2	1	1	109	6.4%
Russo, Robbie	58	7	25	32	15	37	3	0	2	1	0	0	119	5.9%
Campbell, Colin	57	9	11	20	-2	35	0	1	1	3	0	1	127	7.1%
Turgeon, Dominic	71	6	12	18	7	6	0	0	1	0	0	0	79	7.6%
Paetsch, Nathan	73	1	17	18	15	30	0	0	0	1	0	1	79	1.3%
Renouf, Dan	67	3	13	16	12	95	0	0	1	1	0	0	50	6.0%
Lashoff, Brian	62	3	8	11	-2	32	0	0	0	0	0	0	73	4.1%
Allen, Conor	56	1	10	11	-4	49	0	0	0	0	0	0	47	2.1%
Mantha, Anthony	10	8	2	10	2	6	4	0	1	2	0	0	34	23.5%
Aubry, Louis-Marc	36	4	5	9	-1	17	0	1	1	1	0	1	59	6.8%
Sadovsky, Dylan	38	4	2	6	-4	18	0	0	0	1	0	0	51	7.8%
Jensen, Nick	27	1	5	6	8	6	1	0	0	0	0	0	44	2.3%
Borkowski, Mike	51	3	2	5	1	2	0	0	0	1	0	1	46	6.5%
McIlrath, Dylan	21	0	4	4	-3	42	0	0	0	0	0	0	21	0.0%
Miller, Drew	7	2	1	3	2	0	0	0	0	0	0	0	8	25.0%
Shine, Dominik	8	0	3	3	-2	7	0	0	0	0	0	0	16	0.0%
Jurco, Tomas	2	1	1	2	0	6	1	0	0	0	0	0	7	14.3%
Holmstrom, Axel	7	1	1	2	-1	2	0	0	1	0	1	0	9	11.1%
Hronek, Filip	10	1	1	2	1	4	1	0	0	0	0	0	11	9.1%
Caito, Matt	13	1	1	2	1	6	1	0	0	0	0	0	20	5.0%
McCarron, Patrick	1	0	1	1	0	0	0	0	0	0	0	0	2	0.0%
Nastasiuk, Zach	7	0	1	1	-2	0	0	0	0	0	0	0	6	0.0%
Pasquale, Eddie	29	0	1	1	0	0	0	0	0	0	0	0	1	0.0%
Cholowski, Dennis	1	0	0	0	1	0	0	0	0	0	0	0	0	0.0%
Spink, Tylor	1	0	0	0	-2	0	0	0	0	0	0	0	1	0.0%
Smith, Givani	3	0	0	0	-2	2	0	0	0	0	0	0	2	0.0%
Howard, Jimmy	4	0	0	0	0	0	0	0	0	0	0	0	0	0.0%
Heeter, Cal	12	0	0	0	0	0	0	0	0	0	0	0	0	0.0%
Coreau, Jared	33	0	0	0	0	0	0	0	0	0	0	0	0	0.0%
Bench	76	3		3		20								
Griffins Totals	76	251	422	670		845	80	9	44	42	7	14	2537	9.8%
Opponent Totals	76	190				1075	46	8	24	34	1		2241	8.3%

REGULAR SEASON

Goalie	GP	MIN	GAA	W	L	SOL	EN	SO	GA	SAVES	SPCT
Heeter, Cal	12	723:44	2.07	10	2	0	0	1	25	350	0.933
Howard, Jimmy	4	227:23	2.11	3	1	0	0	1	8	92	0.920
Coreau, Jared	33	1979:02	2.33	19	11	3	5	2	77	849	0.917
Pasquale, Eddie	29	1653:32	2.43	15	9	3	3	4	67	760	0.919
Griffins Totals	78	4617:15	2.40	47	23	6	8	8	185	2051	0.917
Opponent Totals	78	4617:15	3.22	29	37	10	13	4	248	2286	0.902



2016-17 SEASON

REGULAR SEASON

Scoring by Period

1st PER		2nd PER		3rd PER		OVERTIME		SHOOTOUT		TOTALS	
GF	GA	GF	GA	GF	GA	GF	GA	GF	GA	GF	GA
75	53	78	72	88	59	7	1	3	5	251	190

Shots by Period

1st PER		2nd PER		3rd PER		OVERTIME		SHOOTOUT		TOTALS	
SF	SA	SF	SA	SF	SA	SF	SA	SF	SA	SF	SA
807	744	888	731	801	716	38	45	3	5	2537	2241

Power Play: 80-328 (24.4%) 1st of 30 in AHL
 Penalty Kill: 222-268 (82.8%) 11th of 30 in AHL

PLAYOFFS

Player	GP	G	A	PTS	+/-	PIM	PP	SH	GW	FG	OT	UG	SHT	PCT
Nosek, Tomas	19	10	12	22	4	18	5	0	4	1	1	0	56	17.9%
Street, Ben	19	8	13	21	4	2	0	0	2	1	1	0	64	12.5%
Bertuzzi, Tyler	19	9	10	19	1	50	0	0	2	0	0	0	38	23.7%
Tangradi, Eric	19	2	17	19	6	12	0	0	0	1	0	0	57	3.5%
Callahan, Mitch	19	6	10	16	10	18	1	0	2	2	0	0	45	13.3%
Frk, Martin	16	5	10	15	3	20	1	0	1	2	0	0	43	11.6%
Lorito, Matt	19	7	6	13	3	4	3	0	1	0	0	0	55	12.7%
Ford, Matthew	19	8	4	12	-2	24	6	0	1	1	0	0	51	15.7%
Svechnikov, Evgeny	19	5	7	12	0	20	3	0	0	1	0	0	50	10.0%
Crisuolo, Kyle	19	5	4	9	6	14	0	0	1	0	1	1	35	14.3%
Hicketts, Joe	19	1	7	8	8	8	0	0	0	0	0	0	30	3.3%
Paetsch, Nathan	19	2	5	7	1	8	0	0	0	0	0	0	17	11.8%
Russo, Robbie	19	0	7	7	-2	22	0	0	0	0	0	0	41	0.0%
McIlrath, Dylan	19	0	5	5	10	25	0	0	0	0	0	0	16	0.0%
Renouf, Dan	19	2	2	4	7	6	0	0	1	0	0	1	17	11.8%
Lashoff, Brian	17	1	3	4	3	12	0	0	0	1	0	0	12	8.3%
Campbell, Colin	17	0	4	4	0	15	0	0	0	0	0	0	23	0.0%
Turgeon, Dominic	19	1	1	2	-2	2	0	0	0	0	0	0	19	5.3%
Holmstrom, Axel	4	1	0	1	2	0	0	0	0	0	0	0	2	50.0%
Borkowski, Mike	1	0	0	0	-1	0	0	0	0	0	0	0	1	0.0%
Pasquale, Eddie	1	0	0	0	0	0	0	0	0	0	0	0	0	0.0%
Hronek, Filip	2	0	0	0	-2	6	0	0	0	0	0	0	0	0.0%
Coreau, Jared	19	0	0	0	0	2	0	0	0	0	0	0	0	0.0%
Bench	19	0	0	0	2	2								
Griffins Totals	19	73	127	200		290	19	0	15	10	3	2	672	10.9%
Opponent Totals	19	55				298	12	3	4	9	0		616	8.9%

PLAYOFFS

Goalie	GP	MIN	GAA	W	L	EN	SO	GA	SAVES	SPCT
Pasquale, Eddie	1	40:37	0.00	0	0	0	0	0	19	1.000
Coreau, Jared	19	1140:48	2.84	15	4	1	0	54	542	0.909
Griffins Totals	19	1186:37	2.78	15	4	1	0	55	561	0.911
Opponent Totals	19	1186:37	3.69	4	15	5	0	73	599	0.891

PLAYOFFS

Scoring by Period

1st PER		2nd PER		3rd PER		OVERTIME		TOTALS	
GF	GA	GF	GA	GF	GA	GF	GA	GF	GA
23	25	23	14	24	16	3	0	73	55

Shots by Period

1st PER		2nd PER		3rd PER		OVERTIME		TOTALS	
SF	SA	SF	SA	SF	SA	SF	SA	SF	SA
219	204	247	176	182	209	24	27	672	616

Power Play: 19-89 (21.3%) T2nd of 16 in AHL
 Penalty Kill: 78-90 (86.7%) T6th of 16 in AHL

2016-17 RESULTS

GAME	DATE	OPP/HOME ATT.	SCORE	RECORD	GAME	DATE	OPP/HOME ATT.	SCORE	RECORD
1	10/14	CHI (10,834)	3-1 W	1-0-0-0	39	1/20	CHI (10,153)	3-2 W	26-10-1-2
2	10/15	@ Chi	4-2 W	2-0-0-0	40	1/21	CLE (10,834)	5-0 W	27-10-1-2
3	10/18	@ Iow	4-3 W	3-0-0-0	41	1/25	IOVW (9,935)	1-2 L	27-11-1-2
4	10/21	RFD (5,236)	1-2 L	3-1-0-0	42	1/27	SJ (8,385)	1-4 L	27-12-1-2
5	10/22	CLE (4,612)	3-2 W	4-1-0-0	43	1/28	STK (8,944)	2-1 W	28-12-1-2
6	10/28	@ Cha	2-4 L	4-2-0-0	44	2/3	@ Chi	5-2 W	29-12-1-2
7	10/29	@ Cha	0-3 L	4-3-0-0	45	2/4	MIL (10,834)	4-5 L	29-13-1-2
8	11/4	IOVW (7,420)	4-1 W	5-3-0-0	46	2/8	MTB (6,106)	4-1 W	30-13-1-2
9	11/5	CHI (6,403)	2-4 L	5-4-0-0	47	2/10	@ Iow	2-4 L	30-14-1-2
10	11/9	CLE (4,049)	5-4 SOW	6-4-0-0	48	2/11	@ Iow	4-3 SOW	31-14-1-2
11	11/11	RFD (8,505)	3-0 W	7-4-0-0	49	2/15	MTB (4,403)	7-5 W	32-14-1-2
12	11/12	@ Mil	4-3 OTW	8-4-0-0	50	2/17	SA (9,287)	5-1 W	33-14-1-2
13	11/16	TEX (5,512)	6-3 W	9-4-0-0	51	2/18	SA (9,485)	6-0 W	34-14-1-2
14	11/18	TEX (7,510)	3-4 L	9-5-0-0	52	2/24	MIL (8,573)	3-5 L	34-15-1-2
15	11/23	@ Mil	1-3 L	9-6-0-0	53	2/25	MIL (10,834)	6-2 W	35-15-1-2
16	11/25	CLE (8,901)	5-3 W	10-6-0-0	54	2/28	@ Cle	1-4 L	35-16-1-2
17	11/26	@ Cle	6-2 W	11-6-0-0	55	3/3	@ Sa	4-2 W	36-16-1-2
18	11/30	CLE (6,405)	2-3 SOL	11-6-0-1	56	3/4	@ Tex	5-2 W	37-16-1-2
19	12/2	IOVW (8,093)	3-4 SOL	11-6-0-2	57	3/7	@ Sa	3-0 W	38-16-1-2
20	12/3	@ Rfd	4-1 W	12-6-0-2	58	3/8	@ Tex	4-5 L	38-17-1-2
21	12/6	@ Cle	2-3 OTL	12-6-1-2	59	3/11	@ Sj	0-1 SOL	38-17-1-3
22	12/7	CHI (4,521)	6-5 OTW	13-6-1-2	60	3/12	@ Stk	4-5 SOL	38-17-1-4
23	12/9	MIL (7,748)	3-1 W	14-6-1-2	61	3/17	CHI (8,588)	5-4 OTW	39-17-1-4
24	12/11	@ Chi	1-4 L	14-7-1-2	62	3/18	@ Chi	3-2 OTW	40-17-1-4
25	12/15	@ Chi	7-1 W	15-7-1-2	63	3/19	@ Mil	3-6 L	40-18-1-4
26	12/17	@ Cha	6-1 W	16-7-1-2	64	3/24	RFD (10,236)	5-3 W	41-18-1-4
27	12/18	@ Cha	3-1 W	17-7-1-2	65	3/25	@ Rfd	4-0 W	42-18-1-4
28	12/21	MIL (9,761)	3-0 W	18-7-1-2	66	3/26	@ Mil	3-2 W	43-18-1-4
29	12/28	@ Cle	3-2 W	19-7-1-2	67	3/29	MIL (9,608)	2-3 L	43-19-1-4
30	12/30	@ Cle	0-4 L	19-8-1-2	68	3/31	CHA (8,700)	1-3 L	43-20-1-4
31	12/31	RFD (10,834)	5-2 W	20-8-1-2	69	4/1	@ Rfd	1-4 L	43-21-1-4
32	1/4	IOVW (8,515)	6-5 W	21-8-1-2	70	4/4	@ Mtb	1-3 L	43-22-1-4
33	1/6	CHA (7,688)	1-2 L	21-9-1-2	71	4/5	@ Mtb	2-1 OTW	44-22-1-4
34	1/7	RFD (9,502)	6-1 W	22-9-1-2	72	4/8	CLE (10,009)	0-4 L	44-23-1-4
35	1/13	@ Mil	3-0 W	23-9-1-2	73	4/9	@ Cle	3-4 SOL	44-23-1-5
36	1/14	@ Rfd	5-2 W	24-9-1-2	74	4/12	CHA (7,025)	2-1 SOW	45-23-1-5
37	1/16	@ Rfd	1-3 L	24-10-1-2	75	4/14	CHA (9,324)	3-2 OTW	46-23-1-5
38	1/18	@ Iow	3-2 OTW	25-10-1-2	76	4/15	@ Mil	5-1 W	47-23-1-5

Central Division Semifinals - #2 Grand Rapids defeated #3 Milwaukee, 3-0

P1	4/21	MIL (7,504)	4-3 OTW	1-0
P2	4/23	MIL (6,529)	5-2 W	2-0
P3	4/26	@ Mil	3-2 OTW	3-0

Central Division Finals - #2 Grand Rapids defeated #1 Chicago, 4-1

P4	5/3	@ Chi	4-1 W	1-0
P5	5/5	@ Chi	3-7 L	1-1
P6	5/6	CHI (8,764)	4-2 W	2-1
P7	5/8	CHI (6,103)	6-3 W	3-1
P8	5/13	@ Chi	5-2 W	4-1

Western Conference Finals - #2 Grand Rapids defeated #1 San Jose, 4-1

P9	5/20	@ Sj	3-1 W	1-0
P10	5/21	@ Sj	2-4 L	1-1
P11	5/24	SJ (6,009)	4-2 W	2-1
P12	5/26	SJ (8,707)	6-2 W	3-1
P13	5/27	SJ (8,876)	4-2 W	4-1

Calder Cup Finals - #2 Grand Rapids defeated #1 Syracuse, 4-2

P14	6/2	SYR (8,857)	3-2 W	1-0
P15	6/3	SYR (10,834)	6-5 2OTW	2-0
P16	6/7	@ Syr	3-5 L	2-1
P17	6/9	@ Syr	3-2 W	3-1
P18	6/10	@ Syr	1-5 L	3-2
P19	6/13	SYR (10,834)	4-3 W	4-2

2016-17 SEASON

OPENING NIGHT LINEUP

2	Hicketts	D	28	Lorito	F
4	Paetsch	D	29	Sadowy	F
5	Russo	D	31	Coreau	G
8	Mantha	F	37	Nastasiuk	F
14	Jensen	D	39	Bertuzzi	F
15	Callahan	F	40	Pasquale	G
18	Lashoff	D	44	Allen	D
22	Aubry	F	45	C. Campbell	F
23	Turgeon	F	51	Criscuolo	F
26	Tangradi	F	77	Svechnikov	F

SEASON FINALE LINEUP

2	Hicketts	D	27	Frk	F
4	Paetsch	D	28	Lorito	F
5	Russo	D	31	Coreau	G
10	Street	F	39	Bertuzzi	F
15	Callahan	F	40	Pasquale	G
18	Lashoff	D	45	C. Campbell	F
19	Nosek	F	51	Criscuolo	F
20	Renouf	D	52	McIlrath	D
23	Turgeon	F	55	Ford	F
26	Tangradi	F	77	Svechnikov	F



2017 CALDER CUP CHAMPIONS – GRAND RAPIDS GRIFFINS

Conor Allen	Joe Hicketts	Robbie Russo
Tyler Bertuzzi	Axel Holmstrom	Dylan Sadowy
Mike Borkowski	Filip Hronek	Ben Street
Mitch Callahan	Brian Lashoff	Evgeny Svechnikov
Colin Campbell	Matt Lorito	Eric Tangradi
Daniel Cleary	Dylan McIlrath	Dominic Turgeon
Kyle Criscuolo	Tomas Nosek	Jared Coreau (G)
Matthew Ford	Nathan Paetsch	Cal Heeter (G)
Martin Frk	Dan Renouf	Eddie Pasquale (G)



2019-20 SEASON

2015-16 SEASON

Regular Season – 4th of 8 in Central Division, 7th of 15 in Western Conference, 12th of 30 in AHL

Overall: 44-30-1-1, 90 points

Home: 25-12-1-0, 51 points

Road: 19-18-0-1, 39 points

Playoffs – Lost in Central Division Finals

Central Division Semifinals – Defeated #1 Milwaukee, 3-0

Central Division Finals – Lost to #2 Lake Erie, 2-4



General Manager (DRW) – Ryan Martin

Head Coach – Todd Nelson

Assistant Coaches – Ben Simon, Bruce Ramsay, Mike Knuble

Goaltending Development Coach – Jeff Salajko

Athletic Trainer – John Bernal

Equipment Manager – Brad Thompson

REGULAR SEASON

Player	GP	G	A	PTS	+/-	PIM	PP	SH	GW	FG	OT	UG	SHT	PCT
Miele, Andy	75	18	44	62	18	77	2	2	3	4	1	2	148	12.2%
Tangradi, Eric	72	28	28	56	17	66	7	0	5	5	1	1	192	14.6%
Zengerle, Mark	72	9	38	47	2	34	1	0	3	1	1	0	89	10.1%
Mantha, Anthony	60	21	24	45	13	32	4	0	4	5	0	3	150	14.0%
Frk, Martin	67	27	17	44	0	89	11	0	4	5	0	0	193	14.0%
Russo, Robbie	71	5	34	39	40	42	1	0	2	2	0	0	126	4.0%
Sproul, Ryan	75	12	23	35	0	22	7	0	2	3	1	2	173	6.9%
Callahan, Mitch	62	19	13	32	3	94	4	0	1	2	1	0	139	13.7%
Nosek, Tomas	70	15	15	30	13	42	0	2	3	4	1	0	129	11.6%
Bertuzzi, Tyler	71	12	18	30	7	133	4	0	1	2	0	1	148	8.1%
Aubry, Louis-Marc	75	12	17	29	8	87	0	1	2	1	0	4	139	8.6%
Ouellet, Xavier	61	4	25	29	18	66	1	0	2	0	1	0	144	2.8%
Paetsch, Nathan	73	4	20	24	14	26	0	0	3	0	0	0	109	3.7%
Jensen, Nick	75	3	16	19	1	17	0	0	1	1	1	0	94	3.2%
Campbell, Colin	70	10	8	18	12	58	0	2	2	0	0	0	132	7.6%
Athanasious, Andreas	26	8	8	16	-6	9	1	0	1	3	0	0	54	14.8%
Lashoff, Brian	74	1	15	16	4	30	0	0	1	0	0	0	93	1.1%
Cleary, Daniel	35	3	12	15	9	8	0	0	0	0	0	0	41	7.3%
Hoggan, Jeff	67	9	3	12	3	22	0	0	1	1	0	3	103	8.7%
Jurco, Tomas	5	5	4	9	4	4	4	0	0	1	0	0	11	45.5%
Nastasiuk, Zach	27	3	5	8	6	4	0	0	0	0	0	0	31	9.7%
Andersson, Joakim	19	3	2	5	2	2	0	1	1	0	0	0	23	13.0%
Kindl, Jakob	10	3	1	4	-2	12	2	0	0	1	0	1	24	12.5%
Chouinard, Joel	9	1	3	4	3	0	0	0	1	0	0	0	6	16.7%
Jenks, A.J.	5	2	1	3	1	5	0	0	0	1	0	0	6	33.3%
Coreau, Jared	47	0	2	2	0	6	0	0	0	0	0	0	0	0.0%
Hirschfeld, Alden	5	0	1	1	1	2	0	0	0	0	0	0	3	0.0%
Renouf, Dan	6	0	1	1	0	5	0	0	0	0	0	0	5	0.0%
McCollum, Tom	30	0	1	1	0	4	0	0	0	0	0	0	0	0.0%
Tvrdon, Marek	1	0	0	0	0	0	0	0	0	0	0	0	1	0.0%
Czarnowczan, Scott	2	0	0	0	3	0	0	0	0	0	0	0	2	0.0%
Nedomlel, Richard	2	0	0	0	1	20	0	0	0	0	0	0	0	0.0%
Paterson, Jake	2	0	0	0	0	0	0	0	0	0	0	0	0	0.0%
Crisuolo, Kyle	4	0	0	0	2	0	0	0	0	0	0	0	7	0.0%
Marchenko, Alexey	4	0	0	0	-2	2	0	0	0	0	0	0	3	0.0%
Grant, Triston	6	0	0	0	-1	19	0	0	0	0	0	0	7	0.0%
Rechlicz, Joel	12	0	0	0	-1	35	0	0	0	0	0	0	4	0.0%
Bench	76	1		1		22								
Griffins Totals	76	238	399	636		1096	49	8	43	42	8	17	2530	9.4%
Opponent Totals	76	195				1077	49	7	31	34	1		2404	8.1%

REGULAR SEASON

Goalie	GP	MIN	GAA	W	L	SOL	EN	SO	GA	SAVES	SPCT
McCollum, Tom	30	1686:03	2.42	15	13	0	4	1	68	818	0.923
Coreau, Jared	47	2741:36	2.43	29	15	2	5	6	111	1314	0.922
Paterson, Jake	2	115:55	3.11	0	2	0	0	0	6	77	0.928
Griffins Totals	76	4589:29	2.54	44	30	2	9	7	194	2209	0.919
Opponent Totals	76	4589:29	3.10	32	35	9	10	8	237	2292	0.906

2015-16 SEASON

REGULAR SEASON

Scoring by Period

1st PER		2nd PER		3rd PER		OVERTIME		SHOOTOUT		TOTALS	
GF	GA	GF	GA	GF	GA	GF	GA	GF	GA	GF	GA
77	68	70	61	82	64	8	1	1	1	238	195

Shots by Period

1st PER		2nd PER		3rd PER		OVERTIME		SHOOTOUT		TOTALS	
SF	SA	SF	SA	SF	SA	SF	SA	SF	SA	SF	SA
855	792	814	820	838	778	22	13	1	1	2530	2404

Power Play: 49-311 (15.8%) 22nd of 30 in AHL

Penalty Kill: 251-300 (83.7%) 113th of 30 in AHL

PLAYOFFS

Player	GP	G	A	PTS	+/-	PIM	PP	SH	GW	FG	OT	UG	SHT	PCT
Mantha, Anthony	9	4	7	11	6	8	2	0	1	1	0	0	25	16.0%
Sproul, Ryan	9	2	7	9	4	8	0	0	0	1	0	1	30	6.7%
Bertuzzi, Tyler	9	7	1	8	7	8	1	0	2	0	0	0	20	35.0%
Miele, Andy	9	2	5	7	7	12	1	0	0	0	0	0	15	13.3%
Athanasiou, Andreas	6	2	3	5	2	2	0	0	1	0	0	0	9	22.2%
Tangradi, Eric	7	2	3	5	4	4	1	0	0	1	0	0	24	8.3%
Russo, Robbie	9	1	4	5	1	9	0	0	0	0	0	0	6	16.7%
Ouellet, Xavier	9	2	2	4	1	6	1	0	0	0	0	0	15	13.3%
Frk, Martin	4	1	3	4	1	2	0	0	1	0	0	0	8	12.5%
Zengerle, Mark	8	0	4	4	1	2	0	0	0	0	0	0	14	0.0%
Lashoff, Brian	9	2	1	3	3	0	0	1	0	0	0	1	11	18.2%
Paetsch, Nathan	9	1	2	3	4	4	1	0	0	0	0	0	11	9.1%
Campbell, Colin	9	1	1	2	-1	7	0	0	0	0	0	1	7	14.3%
Callahan, Mitch	9	0	2	2	-3	9	0	0	0	0	0	0	20	0.0%
Jensen, Nick	9	0	2	2	2	0	0	0	0	0	0	0	11	0.0%
Aubry, Louis-Marc	9	1	0	1	-1	0	0	0	0	0	0	0	12	8.3%
Nosek, Tomas	9	1	0	1	2	6	0	0	0	0	0	0	11	9.1%
Svechnikov, Evgeny	2	0	1	1	-2	0	0	0	0	0	0	0	3	0.0%
Hoggan, Jeff	9	0	1	1	1	4	0	0	0	0	0	0	8	0.0%
Coreau, Jared	3	0	0	0	0	2	0	0	0	0	0	0	0	0.0%
McCollum, Tom	7	0	0	0	0	2	0	0	0	0	0	0	0	0.0%
Cleary, Daniel	9	0	0	0	-2	6	0	0	0	0	0	0	7	0.0%
Bench	9	0		0		6								
Griffins Totals	9	29	49	78		107	7	1	5	3	0	3	267	10.9%
Opponent Totals	9	21				121	7	0	4	6	2		296	7.1%

PLAYOFFS

Goalie	GP	MIN	GAA	W	L	EN	SO	GA	SAVES	SPCT
Coreau, Jared	3	158:46	1.89	2	1	0	0	5	94	0.949
McCollum, Tom	7	401:22	2.39	3	3	0	0	16	181	0.919
Griffins Totals	9	564:55	2.23	5	4	0	0	21	275	0.929
Opponent Totals	9	564:55	3.08	4	5	0	0	29	238	0.891

PLAYOFFS

Scoring by Period

1st PER		2nd PER		3rd PER		OVERTIME		TOTALS	
GF	GA	GF	GA	GF	GA	GF	GA	GF	GA
6	9	16	6	7	4	0	2	29	21

Shots by Period

1st PER		2nd PER		3rd PER		OVERTIME		TOTALS	
SF	SA	SF	SA	SF	SA	SF	SA	SF	SA
88	100	89	88	79	94	11	14	267	296

Power Play: 7-43 (16.3%) 7th of 16 in AHL

Penalty Kill: 34-41 (82.9%) 11th of 16 in AHL

2015-16 RESULTS

GAME	DATE	OPP/HOME ATT.	SCORE	RECORD	GAME	DATE	OPP/HOME ATT.	SCORE	RECORD
1	10/9	@ Bak	0-1 L	0-1-0-0	39	1/22	RCH (8,684)	3-5 L	24-13-1-1
2	10/10	@ Sd	2-4 L	0-2-0-0	40	1/23	RCH (10,834)	0-2 L	24-14-1-1
3	10/16	SA (3,863)	2-3 L	0-3-0-0	41	1/27	TOR (6,001)	0-4 L	24-15-1-1
4	10/17	SA (3,863)	0-4 L	0-4-0-0	42	1/29	TOR (10,128)	2-4 L	24-16-1-1
5	10/21	CHA (4,125)	4-3 W	1-4-0-0	43	1/30	@ Mil	3-7 L	24-17-1-1
6	10/23	CHA (5,369)	1-3 L	1-5-0-0	44	2/5	@ Rfd	9-1 W	25-17-1-1
7	10/30	@ Tor	1-6 L	1-6-0-0	45	2/6	RFD (10,191)	4-3 OTW	26-17-1-1
8	11/6	RFD (8,041)	1-4 L	1-7-0-0	46	2/12	@ low	2-4 L	26-18-1-1
9	11/11	IOVW (5,277)	5-2 W	2-7-0-0	47	2/13	@ low	4-3 W	27-18-1-1
10	11/13	@ Le	2-3 SOL	2-7-0-1	48	2/14	@ Rfd	2-4 L	27-19-1-1
11	11/14	@ Le	1-5 L	2-8-0-1	49	2/17	MIL (9,376)	4-1 W	28-19-1-1
12	11/18	RFD (6,407)	3-2 W	3-8-0-1	50	2/19	CHA (9,526)	2-4 L	28-20-1-1
13	11/20	SD (8,240)	7-4 W	4-8-0-1	51	2/20	CHA (10,231)	5-2 W	29-20-1-1
14	11/21	@ Chi	2-1 W	5-8-0-1	52	2/23	@ Chi	5-0 W	30-20-1-1
15	11/25	IOVW (8,589)	5-1 W	6-8-0-1	53	2/26	IOVW (8,280)	4-1 W	31-20-1-1
16	11/27	@ Mil	6-0 W	7-8-0-1	54	2/27	IOVW (9,547)	3-0 W	32-20-1-1
17	11/28	LE (7,063)	3-2 OTW	8-8-0-1	55	2/28	CHI (8,036)	4-3 OTW	33-20-1-1
18	12/4	CHI (8,632)	3-1 W	9-8-0-1	56	3/2	RFD (10,017)	2-1 OTW	34-20-1-1
19	12/5	LE (5,750)	4-1 W	10-8-0-1	57	3/4	@ Cha	4-0 W	35-20-1-1
20	12/9	MIL (9,192)	4-1 W	11-8-0-1	58	3/5	@ Cha	2-1 W	36-20-1-1
21	12/12	@ Rfd	4-1 W	12-8-0-1	59	3/11	MTB (9,290)	7-2 W	37-20-1-1
22	12/13	@ low	4-3 OTW	13-8-0-1	60	3/12	MTB (10,834)	5-1 W	38-20-1-1
23	12/16	@ Le	3-2 W	14-8-0-1	61	3/13	@ Chi	4-0 W	39-20-1-1
24	12/18	TEX (7,311)	5-4 W	15-8-0-1	62	3/16	@ Tex	4-1 W	40-20-1-1
25	12/19	TEX (8,028)	6-1 W	16-8-0-1	63	3/19	@ Tex	6-5 OTW	41-20-1-1
26	12/26	@ Le	7-3 W	17-8-0-1	64	3/20	@ Sa	0-2 L	41-21-1-1
27	12/27	@ Le	2-3 L	17-9-0-1	65	3/22	@ Sa	1-2 L	41-22-1-1
28	12/29	@ Mil	0-3 L	17-10-0-1	66	3/26	LE (10,054)	2-5 L	41-23-1-1
29	12/31	MIL (10,834)	3-0 W	18-10-0-1	67	3/29	@ Mil	1-4 L	41-24-1-1
30	1/3	@ Mtb	4-1 W	19-10-0-1	68	4/1	@ Rch	6-1 W	42-24-1-1
31	1/5	@ Mtb	1-2 L	19-11-0-1	69	4/2	@ Tor	3-6 L	42-25-1-1
32	1/8	MIL (7,514)	4-2 W	20-11-0-1	70	4/3	@ Rch	5-2 W	43-25-1-1
33	1/9	LE (9,246)	4-3 SOW	21-11-0-1	71	4/8	CHI (10,834)	4-3 W	44-25-1-1
34	1/12	@ Cha	5-3 W	22-11-0-1	72	4/9	@ Chi	3-4 L	44-26-1-1
35	1/13	@ Cha	3-4 L	22-12-0-1	73	4/11	@ low	0-3 L	44-27-1-1
36	1/15	LE (8,067)	1-0 OTW	23-12-0-1	74	4/13	LE (10,834)	3-5 L	44-28-1-1
37	1/17	CHI (9,044)	3-4 OTL	23-12-1-1	75	4/15	@ Rfd	0-4 L	44-29-1-1
38	1/20	@ Le	3-2 OTW	24-12-1-1	76	4/16	BAK (10,506)	2-3 L	44-30-1-1

Central Division Semifinals - #4 Grand Rapids defeated #1 Milwaukee, 3-0

P1	4/22	@ Mil	3-1 W	1-0
P2	4/23	@ Mil	2-1 W	2-0
P3	4/26	MIL (7,915)	4-1 W	3-0

Central Division Finals - #4 Grand Rapids lost to #2 Lake Erie, 2-4

P4	5/5	@ Le	2-3 OTL	0-1
P5	5/7	@ Le	3-4 L	0-2
P6	5/8	LE (5,683)	1-2 L	0-3
P7	5/10	LE (6,544)	5-4 W	1-3
P8	5/14	@ Le	6-1 W	2-3
P9	5/16	LE (6,558)	3-4 OTL	2-4

OPENING NIGHT LINEUP

4	Paetsch	D	18	Lashoff	D
5	Russo	D	19	Nosek	F
7	Sproul	D	21	Miele	F
8	Mantha	F	22	Aubry	F
9	Zengerle	F	26	Tangradi	F
10	Hoggan	F	27	Frk	F
11	Athanasious	F	30	McCollum	G
14	Jensen	D	31	Coreau	G
15	Callahan	F	39	Bertuzzi	F
16	Ouellet	D	45	C. Campbell	F

SEASON FINALE LINEUP

4	Paetsch	D	16	Ouellet	D
5	Russo	D	18	Lashoff	D
7	Sproul	D	19	Nosek	F
8	Mantha	F	21	Miele	F
9	Zengerle	F	22	Aubry	F
10	Hoggan	F	29	Svechnikov	F
11	Cleary	F	30	McCollum	G
12	Athanasious	F	31	Coreau	G
14	Jensen	D	39	Bertuzzi	F
15	Callahan	F	45	C. Campbell	F



2019-20 SEASON

2014-15 SEASON

Regular Season – 1st of 5 in Midwest Division, 2nd of 15 in Western Conference, 3rd of 30 in AHL

Overall: 46-22-6-2, 100 points

Home: 23-10-4-1, 51 points

Road: 23-12-2-1, 49 points

Playoffs – Lost in Western Conference Finals

Western Conference Quarterfinals – Defeated #7 Toronto, 3-2

Western Conference Semifinals – Defeated #4 Rockford, 4-1

Western Conference Finals – Lost to #1 Utica, 2-4

General Manager (DRW) – Ryan Martin

Head Coach – Jeff Blashill

Assistant Coaches – Pat Ferschweiler, Dave Noel-Bernier, Mike Knuble

Goaltending Development Coach – Jeff Salajko

Athletic Trainer – John Bernal

Equipment Manager – Brad Thompson



REGULAR SEASON

Player	GP	G	A	PTS	+/-	PIM	PP	SH	GW	FG	OT	UG	SHT	PCT
Miele, Andy	71	26	44	70	10	42	8	0	5	5	3	1	145	17.9%
Pulkkinen, Teemu	46	34	27	61	1	30	10	0	6	4	1	2	189	18.0%
Ferraro, Landon	70	27	15	42	14	61	0	3	4	2	1	4	235	11.5%
Porter, Kevin	76	16	23	39	-11	25	2	0	5	6	1	1	133	12.0%
Callahan, Mitch	48	16	22	38	3	24	4	0	2	3	0	1	129	12.4%
Paetsch, Nathan	75	8	30	38	24	42	1	0	1	1	1	0	153	5.2%
Zengler, Mark	72	15	22	37	17	8	4	0	4	4	0	1	82	18.3%
Nosek, Tomas	55	11	23	34	30	22	1	3	0	2	0	3	111	9.9%
Mantha, Anthony	62	15	18	33	5	64	6	0	1	4	0	3	140	10.7%
Athanasious, Andreas	55	16	16	32	17	25	1	2	5	0	1	1	117	13.7%
Hoggan, Jeff	76	14	17	31	23	39	3	0	2	3	0	0	131	10.7%
Tvrdoň, Marek	51	10	19	29	17	16	3	0	1	1	1	2	98	10.2%
Jensen, Nick	75	6	21	27	30	15	1	0	2	1	0	0	87	6.9%
Sproul, Ryan	66	5	19	24	-5	26	1	0	2	0	1	0	158	3.2%
Marchenko, Alexey	51	3	17	20	22	26	2	0	0	0	0	1	49	6.1%
Aubry, Louis-Marc	67	5	11	16	9	52	0	0	1	2	0	1	83	6.0%
Ouellet, Xavier	52	1	15	16	0	24	0	0	0	1	0	0	110	0.9%
Frk, Martin	32	6	6	12	0	16	0	0	1	2	0	1	46	13.0%
Czarnowczan, Scott	29	2	8	10	11	30	0	0	0	0	0	0	14	14.3%
Lashoff, Brian	32	1	6	7	16	12	0	0	1	1	0	1	35	2.9%
Campbell, Colin	44	2	3	5	7	29	0	0	0	0	0	0	51	3.9%
Bruton, Chris	52	2	2	4	-2	124	0	0	0	0	0	0	31	6.5%
Evans, Brennan	54	1	3	4	10	71	0	0	0	0	0	0	40	2.5%
Backman, Mattias	18	0	4	4	-3	6	0	0	0	0	0	0	22	0.0%
McCollum, Tom	37	0	4	4	0	0	0	0	0	0	0	0	0	0.0%
Weiss, Stephen	3	2	0	2	0	0	1	0	0	1	0	0	4	50.0%
Hirschfeld, Alden	12	1	1	2	-1	10	0	0	1	0	0	0	11	9.1%
Bertuzzi, Tyler	2	1	0	1	-2	0	0	0	0	0	0	0	4	25.0%
Kindl, Jakob	2	1	0	1	2	2	0	0	0	0	0	0	3	33.3%
Mrazek, Petr	13	0	1	1	0	6	0	0	0	0	0	0	0	0.0%
Coreau, Jared	25	0	1	1	0	4	0	0	0	0	0	0	0	0.0%
Barnes, Tyler	2	0	0	0	0	0	0	0	0	0	0	0	1	0.0%
Chouinard, Joel	2	0	0	0	-1	0	0	0	0	0	0	0	2	0.0%
Gustavsson, Jonas	2	0	0	0	0	0	0	0	0	0	0	0	0	0.0%
Nagle, Pat	2	0	0	0	0	0	0	0	0	0	0	0	0	0.0%
Nightingale, Jared	2	0	0	0	0	0	0	0	0	0	0	0	0	0.0%
Bonis, Kyle	3	0	0	0	0	0	0	0	0	0	0	0	0	0.0%
Berschbach, Shane	5	0	0	0	-3	0	0	0	0	0	0	0	2	0.0%
Nastasiuk, Zach	6	0	0	0	-2	0	0	0	0	0	0	0	4	0.0%
Bench	76	2		2		18							2	
Griffins Totals	76	249	398	645		869	48	8	44	43	9	23	2422	10.2%
Opponent Totals	76	185				1046	36	3	28	33	6		2243	8.2%

REGULAR SEASON

Goalie	GP	MIN	GAA	W	L	SOL	EN	SO	GA	SAVES	SPCT
Nagle, Pat	2	77:13	0.78	1	0	0	0	0	1	34	0.971
Gustavsson, Jonas	2	119:04	2.02	1	1	0	1	0	4	59	0.937
Mrazek, Petr	13	756:32	2.06	9	2	0	1	3	26	331	0.927
Coreau, Jared	25	1474:39	2.20	16	8	1	3	3	54	685	0.927
McCollum, Tom	37	2171:02	2.40	19	11	1	6	1	87	949	0.916
Griffins Totals	76	4639:15	2.37	46	28	2	11	7	183	2058	0.918
Opponent Totals	76	4639:15	3.19	30	44	2	13	4	247	2173	0.898

2014-15 SEASON

REGULAR SEASON

Scoring by Period

1st PER		2nd PER		3rd PER		OVERTIME		SHOOTOUT		TOTALS	
GF	GA	GF	GA	GF	GA	GF	GA	GF	GA	GF	GA
77	52	83	66	78	59	9	6	2	2	249	185

Shots by Period

1st PER		2nd PER		3rd PER		OVERTIME		SHOOTOUT		TOTALS	
SF	SA	SF	SA	SF	SA	SF	SA	SF	SA	SF	SA
804	748	806	778	756	658	54	57	2	2	2422	2243

Power Play: 48-283 (17.0%) T15th of 30 in AHL

Penalty Kill: 229-265 (86.4%) 6th of 30 in AHL

PLAYOFFS

Player	GP	G	A	PTS	+/-	PIM	PP	SH	GW	FG	OT	UG	SHT	PCT
Pulkkinen, Teemu	16	14	4	18	-6	22	6	0	2	2	0	1	69	20.3%
Miele, Andy	16	3	11	14	0	20	1	0	0	0	0	0	44	6.8%
Bertuzzi, Tyler	14	7	5	12	4	10	1	0	4	1	1	0	29	24.1%
Zengerle, Mark	16	2	9	11	-2	2	2	0	0	0	0	0	17	11.8%
Athanasios, Andreas	16	5	4	9	5	6	2	0	1	0	1	1	27	18.5%
Hoggan, Jeff	16	2	7	9	-13	26	0	0	0	0	0	0	40	5.0%
Nosek, Tomas	12	2	5	7	-10	4	1	1	0	0	0	1	22	9.1%
Tvrdon, Marek	13	2	4	6	0	2	1	0	0	0	0	0	19	10.5%
Ouellet, Xavier	16	1	5	6	6	8	1	0	0	1	0	0	30	3.3%
Larkin, Dylan	6	3	2	5	-1	6	1	0	0	1	0	0	12	25.0%
Mantha, Anthony	16	2	2	4	0	16	0	0	1	0	0	0	25	8.0%
Porter, Kevin	16	1	3	4	-4	14	0	0	0	1	0	0	19	5.3%
Marchenko, Alexey	11	0	4	4	-2	2	0	0	0	0	0	0	7	0.0%
Paetsch, Nathan	16	0	4	4	-2	2	0	0	0	0	0	0	24	0.0%
Aubry, Louis-Marc	16	3	0	3	2	16	0	0	0	1	0	0	20	15.0%
Jensen, Nick	16	0	3	3	-6	4	0	0	0	0	0	0	15	0.0%
Lashoff, Brian	16	0	3	3	-2	8	0	0	0	0	0	0	10	0.0%
Frk, Martin	2	0	2	2	-2	0	0	0	0	0	0	0	0	0.0%
Evans, Brennan	16	0	2	2	2	31	0	0	0	0	0	0	6	0.0%
Hirschfeld, Alden	6	1	0	1	1	2	0	0	1	0	0	1	6	16.7%
Campbell, Colin	7	0	1	1	1	2	0	0	0	0	0	0	4	0.0%
Coreau, Jared	1	0	0	0	0	0	0	0	0	0	0	0	0	0.0%
Nastasiuk, Zach	4	0	0	0	0	0	0	0	0	0	0	0	5	0.0%
Sproul, Ryan	5	0	0	0	-3	0	0	0	0	0	0	0	11	0.0%
McCollum, Tom	15	0	0	0	0	0	0	0	0	0	0	0	0	0.0%
Bench	16	0				8							0	
Griffins Totals	16	48	80	128		211	16	1	9	7	2	4	461	10.4%
Opponent Totals	16	46				282	9	1	7	9	0		480	9.6%

PLAYOFFS

Goalie	GP	MIN	GAA	W	L	EN	SO	GA	SAVES	SPCT
McCollum, Tom	15	894:52	2.55	9	6	3	0	38	413	0.916
Coreau, Jared	1	58:02	3.10	0	1	2	0	3	21	0.875
Griffins Totals	16	965:18	2.86	9	7	5	0	46	434	0.904
Opponent Totals	16	965:18	2.98	7	9	3	1	48	413	0.896

PLAYOFFS

Scoring by Period

1st PER		2nd PER		3rd PER		OVERTIME		TOTALS	
GF	GA	GF	GA	GF	GA	GF	GA	GF	GA
15	13	15	14	16	19	2	0	48	46

Shots by Period

1st PER		2nd PER		3rd PER		OVERTIME		TOTALS	
SF	SA	SF	SA	SF	SA	SF	SA	SF	SA
160	158	140	158	157	158	4	6	461	480

Power Play: 16-66 (24.2%) 4th of 16 in AHL

Penalty Kill: 48-57 (84.2%) 7th of 16 in AHL

2014-15 RESULTS

GAME	DATE	OPP/HOME ATT.	SCORE	RECORD
1	10/10	LE (10,834)	0-4 L	0-1-0-0
2	10/11	@ Le	3-2 W	1-1-0-0
3	10/17	@ Cha	2-1 W	2-1-0-0
4	10/18	@ Cha	4-1 W	3-1-0-0
5	10/24	LE (6,064)	4-5 L	3-2-0-0
6	10/29	RFD (3,331)	1-2 L	3-3-0-0
7	10/31	CHI (4,244)	5-6 OTL	3-3-1-0
8	11/5	CHI (5,278)	1-3 L	3-4-1-0
9	11/7	@ Mil	0-4 L	3-5-1-0
10	11/8	@ Rfd	1-3 L	3-6-1-0
11	11/12	LE (3,798)	5-3 W	4-6-1-0
12	11/14	TEX (8,183)	3-2 OTW	5-6-1-0
13	11/15	TEX (8,009)	2-1 OTW	6-6-1-0
14	11/21	@ Le	4-5 L	6-7-1-0
15	11/22	LE (8,067)	5-2 W	7-7-1-0
16	11/26	@ Rch	3-1 W	8-7-1-0
17	11/28	@ Rch	3-4 OTL	8-7-2-0
18	11/29	@ Adk	6-1 W	9-7-2-0
19	12/2	@ Tor	2-4 L	9-8-2-0
20	12/5	OKC (8,722)	1-4 L	9-9-2-0
21	12/6	@ Rfd	4-0 W	10-9-2-0
22	12/7	@ Mil	2-1 SOW	11-9-2-0
23	12/10	LE (5,488)	2-3 OTL	11-9-3-0
24	12/12	@ Okc	5-2 W	12-9-3-0
25	12/13	@ Okc	2-3 L	12-10-3-0
26	12/19	TOR (8,236)	7-1 W	12-10-3-0
27	12/20	@ Le	4-3 SOW	14-10-3-0
28	12/22	@ Chi	3-5 L	14-11-3-0
29	12/27	IOW (10,834)	9-2 W	15-11-3-0
30	12/30	@ Chi	2-1 OTW	16-11-3-0
31	12/31	RFD (10,834)	2-3 SOL	16-11-3-1
32	1/2	MIL (7,421)	4-2 W	17-11-3-1
33	1/7	CHA (4,221)	3-2 OTW	18-11-3-1
34	1/9	CHA (7,669)	1-2 L	18-12-3-1
35	1/10	CHI (8,804)	5-1 W	19-12-3-1
36	1/14	@ Uti	2-4 L	19-13-3-1
37	1/16	@ Ham	1-2 L	19-14-3-1
38	1/17	@ Ham	2-5 L	19-15-3-1

GAME	DATE	OPP/HOME ATT.	SCORE	RECORD
39	1/21	CHI (7,037)	2-4 L	19-16-3-1
40	1/23	UTI (9,504)	5-1 W	20-16-3-1
41	1/24	IOW (10,834)	4-3 W	21-16-3-1
42	1/29	@ low	6-0 W	22-16-3-1
43	1/30	@ Mil	3-0 W	23-16-3-1
44	1/31	MIL (8,767)	0-4 L	23-17-3-1
45	2/4	@ Tor	3-1 W	24-17-3-1
46	2/6	RCH (6,454)	5-4 OTW	25-17-3-1
47	2/7	RCH (10,834)	3-4 OTL	25-17-4-1
48	2/13	SA (7,168)	4-5 OTL	25-17-5-1
49	2/14	SA (7,753)	4-2 W	26-17-5-1
50	2/15	@ Chi	5-1 W	27-17-5-1
51	2/18	MIL (4,602)	4-3 OTW	28-17-5-1
52	2/20	HAM (8,388)	3-2 OTW	29-17-5-1
53	2/21	HAM (10,834)	2-0 W	30-17-5-1
54	2/24	@ low	6-2 W	31-17-5-1
55	2/27	@ Mil	4-0 W	32-17-5-1
56	2/28	@ Chi	5-0 W	33-17-5-1
57	3/4	OKC (6,306)	7-1 W	34-17-5-1
58	3/6	@ Mi	2-3 OTL	34-17-6-1
59	3/7	@ Rfd	3-2 OTW	35-17-6-1
60	3/10	@ Cha	3-2 W	36-17-6-1
61	3/12	@ Cha	1-2 SOL	36-17-6-2
62	3/14	RFD (10,834)	3-1 W	37-17-6-2
63	3/20	MIL (10,834)	3-1 W	38-17-6-2
64	3/21	@ Le	3-4 L	38-18-6-2
65	3/22	ADK (9,638)	1-4 L	38-19-6-2
66	3/27	@ Tex	2-0 W	39-19-6-2
67	3/28	@ Tex	4-3 W	40-19-6-2
68	4/1	RFD (8,024)	6-1 W	41-19-6-2
69	4/3	@ Rfd	2-6 L	41-20-6-2
70	4/4	TOR (9,360)	7-2 W	42-20-6-2
71	4/8	MIL (10,834)	6-2 W	43-20-6-2
72	4/10	@ Sa	0-2 L	43-21-6-2
73	4/11	@ Sa	2-1 OTW	44-21-6-2
74	4/16	@ Le	6-4 W	45-21-6-2
75	4/17	CHA (9,264)	2-1 W	46-21-6-2
76	4/18	CHA (9,804)	3-7 L	46-22-6-2

Western Quarterfinals - #2 Grand Rapids defeated #7 Toronto, 3-2

P1	4/25	@ Tor	4-7 L	0-1
P2	4/26	@ Tor	2-5 L	0-2
P3	4/29	TOR (6,737)	5-2 W	1-2
P4	5/2	TOR (6,622)	5-4 W	2-2
P5	5/3	TOR (4,529)	3-1 W	3-2

Western Semifinals - #2 Grand Rapids defeated #4 Rockford, 4-1

P6	5/6	RFD (3,954)	5-3 W	1-0
P7	5/8	RFD (7,593)	5-1 W	2-0
P8	5/13	@ Rfd	1-4 L	2-1
P9	5/14	@ Rfd	2-1 OTW	3-1
P10	5/17	@ Rfd	5-3 W	4-1

Western Finals - #2 Grand Rapids lost to #1 Utica, 2-4

P11	5/24	@ Uti	1-2 L	0-1
P12	5/25	@ Uti	4-2 W	1-1
P13	5/28	UTI (5,122)	1-4 L	1-2
P14	5/29	UTI (8,967)	3-2 OTW	2-2
P15	5/31	UTI (7,415)	2-3 L	2-3
P16	6/2	@ Uti	0-2 L	2-4

OPENING NIGHT LINEUP

3	Marchenko	D	19	Nosek	F
5	Backman	D	23	Athanasios	F
6	Pulkkinen	F	26	Berschbach	F
7	Sproul	D	27	Frk	F
10	Hoggan	F	29	Ferraro	F
12	Porter	F	30	McCollum	G
14	Jensen	D	32	Hirschfeld	F
15	Callahan	F	34	Mrazek	G
16	Ouellet	D	44	Evans	D
17	C. Campbell	F	55	Bruton	F

SEASON FINALE LINEUP

3	Marchenko	D	17	C. Campbell	F
4	Paetsch	D	18	Lashoff	D
6	Pulkkinen	F	21	Miele	F
8	Mantha	F	22	Aubry	F
9	Zengerle	F	23	Athanasios	F
10	Hoggan	F	25	Larkin	F
11	Nastasiuk	F	30	McCollum	G
12	Porter	F	31	Coreau	G
14	Jensen	D	39	Bertuzzi	F
16	Ouellet	D	44	Evans	D

2013-14 SEASON

Regular Season – 2nd of 5 in Midwest Division, 3rd of 15 in Western Conference, 5th of 30 in AHL

Overall: 46-23-2-5, 99 points

Home: 23-13-0-2, 48 points

Road: 23-10-2-3, 51 points

Playoffs – Lost in Western Conference Semifinals

Western Conference Quarterfinals – Defeated #5 Abbotsford, 3-1

Western Conference Semifinals – Lost to #1 Texas, 2-4

General Manager (DRW) – Ryan Martin

Head Coach – Jeff Blashill

Assistant Coaches – Jim Paek, Spiros Anastas, Mike Knuble

Goaltending Development Coach – Jeff Salajko

Athletic Trainer – John Bernal

Equipment Manager – Brad Thompson



REGULAR SEASON

Player	GP	G	A	PTS	+/-	PIM	PP	SH	GW	FG	OT	UG	SHT	PCT
Pulkkinen, Teemu	71	31	28	59	18	34	9	0	2	4	0	1	201	15.4%
Almquist, Adam	73	4	49	53	9	56	2	0	0	0	0	0	129	3.1%
Emmerton, Cory	53	16	30	46	17	14	2	3	4	7	1	0	110	14.5%
Callahan, Mitch	70	26	18	44	23	51	7	2	5	0	1	2	194	13.4%
Nestrail, Andrej	70	16	20	36	0	24	7	0	2	5	0	2	115	13.9%
Jarnkrok, Calle	57	13	23	36	19	14	6	0	3	3	0	0	99	13.1%
Jurco, Tomas	32	13	19	32	10	14	6	0	3	2	0	0	91	14.3%
Sproul, Ryan	72	11	21	32	0	49	4	0	2	1	0	0	155	7.1%
Ferraro, Landon	70	15	16	31	-3	52	4	1	2	2	0	1	195	7.7%
Hoggan, Jeff	59	14	17	31	1	31	6	0	0	2	0	2	152	9.2%
Paetsch, Nathan	68	4	27	31	18	40	2	0	0	1	0	0	123	3.3%
McIntyre, David	64	8	13	21	-1	45	0	0	3	2	0	0	99	8.1%
Nyquist, Gustav	15	7	14	21	6	6	1	0	1	2	0	0	36	19.4%
Sheahan, Riley	31	8	10	18	-2	12	4	0	1	1	0	0	51	15.7%
Tootoo, Jordin	51	6	12	18	-1	104	0	0	2	1	0	0	115	5.2%
Marchenko, Alexey	49	3	15	18	11	14	0	0	2	0	0	0	34	8.8%
Evans, Brennan	68	4	13	17	14	111	0	0	1	0	0	0	55	7.3%
Ouellet, Xavier	70	4	13	17	3	22	0	0	1	0	0	0	92	4.3%
Grant, Triston	51	6	10	16	6	103	0	0	2	1	0	0	69	8.7%
Glendening, Luke	18	5	7	12	8	18	0	0	1	0	0	0	26	19.2%
Frk, Martin	50	3	9	12	-12	22	1	0	1	0	0	0	45	6.7%
Parkes, Trevor	36	6	3	9	5	27	0	0	1	0	0	0	51	11.8%
Jensen, Nick	45	0	9	9	12	8	0	0	0	0	0	0	40	0.0%
Eaves, Patrick	8	4	2	6	1	8	1	0	1	0	0	0	23	17.4%
Aubry, Louis-Marc	38	2	2	4	-1	16	0	0	0	0	0	0	48	4.2%
Athanasios, Andreas	2	1	2	3	0	0	0	0	0	0	0	0	4	25.0%
Novak, Travis	9	1	2	3	3	6	0	0	0	0	0	0	7	14.3%
Hirschfeld, Alden	13	1	1	2	3	7	0	0	0	0	0	0	17	5.9%
Fournier, Gleason	25	0	2	2	4	4	0	0	0	0	0	0	19	0.0%
Mrazek, Petr	32	0	2	2	0	2	0	0	0	0	0	0	0	0.0%
Campbell, Colin	13	1	0	1	-2	5	0	0	1	0	0	0	18	5.6%
Coreau, Jared	5	0	1	1	0	0	0	0	0	0	0	0	0	0.0%
Tvrdon, Marek	1	0	0	0	0	0	0	0	0	0	0	0	3	0.0%
Backman, Mattias	2	0	0	0	-1	0	0	0	0	0	0	0	1	0.0%
Helm, Darren	2	0	0	0	0	0	0	0	0	0	0	0	4	0.0%
Janmark, Mattias	2	0	0	0	1	2	0	0	0	0	0	0	3	0.0%
Samuelsson, Mikael	2	0	0	0	-4	0	0	0	0	0	0	0	8	0.0%
Nedomiel, Richard	3	0	0	0	-2	2	0	0	0	0	0	0	1	0.0%
Nastasiuk, Zach	5	0	0	0	-2	0	0	0	0	0	0	0	6	0.0%
McCollum, Tom	46	0	0	0	0	6	0	0	0	0	0	0	0	0.0%
Bench	76	5		5		16								
Griffins Totals	76	238	410	643		945	62	6	41	34	2	8	2444	9.6%
Opponent Totals	76	187				1047	45	5	25	42	2		2222	8.2%

REGULAR SEASON

Goalie	GP	MIN	GAA	W	L	SOL	EN	SO	GA	SAVES	SPCT
Mrazek, Petr	32	1829:52	2.10	22	9	1	3	3	64	774	0.924
McCollum, Tom	46	2560:46	2.30	24	12	4	2	2	98	1158	0.922
Coreau, Jared	5	205:06	4.39	0	4	0	0	0	15	103	0.873
Griffins Totals	76	4622:56	2.36	46	25	5	5	5	187	2035	0.918
Opponent Totals	76	4622:56	3.02	30	41	5	10	5	238	2206	0.904

2013-14 SEASON

REGULAR SEASON

Scoring by Period

1st PER		2nd PER		3rd PER		OVERTIME		SHOOTOUT		TOTALS	
GF	GA	GF	GA	GF	GA	GF	GA	GF	GA	GF	GA
59	57	97	60	75	63	2	2	5	5	238	187

Shots by Period

1st PER		2nd PER		3rd PER		OVERTIME		SHOOTOUT		TOTALS	
SF	SA	SF	SA	SF	SA	SF	SA	SF	SA	SF	SA
794	758	868	718	745	706	32	35	5	5	2444	2222

Power Play: 62-307 (20.2%) T7th of 30 in AHL

Penalty Kill: 268-313 (85.6%) T4th of 30 in AHL

PLAYOFFS

Player	GP	G	A	PTS	+/-	PIM	PP	SH	GW	FG	OT	UG	SHT	PCT
Pulkkinen, Teemu	10	5	6	11	8	10	2	0	0	1	0	0	28	17.9%
Emmertson, Cory	10	2	7	9	4	2	1	1	1	0	0	1	24	8.3%
Jurco, Tomas	8	5	2	7	-5	11	2	0	0	2	0	0	24	20.8%
Nestrasil, Andrej	10	4	2	6	4	4	0	0	2	0	0	0	26	15.4%
Backman, Mattias	10	1	5	6	-6	2	0	0	0	0	0	0	12	8.3%
Hoggan, Jeff	10	4	1	5	-4	12	1	0	0	0	0	0	23	17.4%
Sproul, Ryan	10	2	3	5	2	4	1	0	1	0	1	0	24	8.3%
Callahan, Mitch	8	1	4	5	-5	6	1	0	0	0	0	0	14	7.1%
Sheahan, Riley	8	1	4	5	-5	0	1	0	1	0	0	0	21	4.8%
Paetsch, Nathan	10	0	5	5	2	4	0	0	0	0	0	0	12	0.0%
Ferraro, Landon	9	1	2	3	-4	2	0	0	0	0	0	0	15	6.7%
McIntyre, David	10	1	1	2	0	9	0	0	0	0	0	0	13	7.7%
Parke, Trevor	3	1	0	1	2	12	0	0	0	0	0	0	8	12.5%
Fournier, Gleason	1	0	1	1	2	2	0	0	0	0	0	0	0	0.0%
Tootoo, Jordin	4	0	1	1	-3	4	0	0	0	0	0	0	4	0.0%
Athanasios, Andreas	6	0	1	1	2	6	0	0	0	0	0	0	9	0.0%
Janmark, Mattias	6	0	1	1	-1	0	0	0	0	0	0	0	12	0.0%
Nastasiuk, Zach	7	0	1	1	-1	0	0	0	0	0	0	0	11	0.0%
Jensen, Nick	10	0	1	1	-3	2	0	0	0	0	0	0	16	0.0%
Almquist, Adam	1	0	0	0	0	0	0	0	0	0	0	0	0	0.0%
McCollum, Tom	1	0	0	0	0	0	0	0	0	0	0	0	0	0.0%
Campbell, Colin	3	0	0	0	1	2	0	0	0	0	0	0	1	0.0%
Frk, Martin	4	0	0	0	-4	0	0	0	0	0	0	0	4	0.0%
Grant, Triston	4	0	0	0	0	4	0	0	0	0	0	0	4	0.0%
Ouellet, Xavier	8	0	0	0	-5	4	0	0	0	0	0	0	12	0.0%
Evans, Brennan	10	0	0	0	2	30	0	0	0	0	0	0	7	0.0%
Mrazek, Petr	10	0	0	0	0	0	0	0	0	0	0	0	0	0.0%
Bench	10	0	0	0	0	0	0	0	0	0	0	0	0	0.0%
Griffins Totals	10	28	48	76		132	9	1	5	3	1	1	324	8.6%
Opponent Totals	10	31				145	9	1	5	7	1		333	9.3%

PLAYOFFS

Goalie	GP	MIN	GAA	W	L	EN	SO	GA	SAVES	SPCT
Mrazek, Petr	10	599:32	2.80	5	5	0	0	28	288	0.911
McCollum, Tom	1	34:17	3.50	0	0	1	0	2	14	0.875
Griffins Totals	10	642:45	2.89	5	5	1	0	31	302	0.907
Opponent Totals	10	642:45	2.61	5	5	1	1	28	296	0.914

PLAYOFFS

Scoring by Period

1st PER		2nd PER		3rd PER		OVERTIME		TOTALS	
GF	GA	GF	GA	GF	GA	GF	GA	GF	GA
8	13	14	8	5	9	1	1	28	31

Shots by Period

1st PER		2nd PER		3rd PER		OVERTIME		TOTALS	
SF	SA	SF	SA	SF	SA	SF	SA	SF	SA
105	112	102	111	96	86	21	24	324	333

Power Play: 9-44 (20.5%) 6th of 16 in AHL

Penalty Kill: 32-41 (78.0%) 11th of 16 in AHL

2013-14 RESULTS

GAME	DATE	OPP/HOME ATT.	SCORE	RECORD	GAME	DATE	OPP/HOME ATT.	SCORE	RECORD
1	10/4	@ Rch	8-1 W	1-0-0-0	39	1/15	CHI (5,493)	3-1 W	26-10-1-2
2	10/5	@ Tor	3-4 OTL	1-0-1-0	40	1/17	ABB (8,098)	3-0 W	27-10-1-2
3	10/12	@ Ham	4-3 SOW	2-0-1-0	41	1/18	ABB (9,170)	2-3 L	27-11-1-2
4	10/18	MIL (10,834)	2-3 L	2-1-1-0	42	1/24	@ Tex	4-6 L	27-12-1-2
5	10/19	@ Rfd	4-5 SOL	2-1-1-1	43	1/25	@ Tex	4-1 W	28-12-1-2
6	10/25	CHA (5,494)	0-5 L	2-2-1-1	44	1/26	@ Sa	5-6 OTL	28-12-2-2
7	10/26	@ Chi	3-2 W	3-2-1-1	45	1/31	CHI (10,834)	2-6 L	28-13-2-2
8	10/27	@ Iow	3-2 W	4-2-1-1	46	2/1	@ Mil	3-2 SOW	29-13-2-2
9	10/30	CHA (2,974)	5-2 W	5-2-1-1	47	2/5	LE (6,346)	0-4 L	29-14-2-2
10	11/1	@ Le	6-4 W	6-2-1-1	48	2/7	@ Tor	1-4 L	29-15-2-2
11	11/3	@ Rfd	3-1 W	7-2-1-1	49	2/8	@ Rch	5-1 W	30-15-2-2
12	11/6	RFD (6,118)	6-2 W	8-2-1-1	50	2/14	SA (6,724)	1-2 SOL	30-15-2-3
13	11/8	@ Ham	6-1 W	9-2-1-1	51	2/15	SA (10,018)	0-3 L	30-16-2-3
14	11/13	@ Mil	1-2 L	9-3-1-1	52	2/21	OKC (10,834)	2-4 L	30-17-2-3
15	11/15	RFD (9,260)	5-3 W	10-3-1-1	53	2/22	OKC (8,254)	4-3 W	31-17-2-3
16	11/16	@ Chi	3-4 L	10-4-1-1	54	2/23	MIL (8,451)	1-0 SOW	32-17-2-3
17	11/20	MIL (5,056)	5-0 W	11-4-1-1	55	2/26	@ Mil	5-1 W	33-17-2-3
18	11/22	@ Iow	2-1 W	12-4-1-1	56	2/28	@ Abb	4-3 SOW	34-17-2-3
19	11/23	@ Chi	2-1 W	13-4-1-1	57	3/1	@ Abb	5-2 W	35-17-2-3
20	11/29	TEX (8,288)	5-4 W	14-4-1-1	58	3/5	CHI (5,343)	4-2 W	36-17-2-3
21	11/30	TEX (5,749)	5-1 W	15-4-1-1	59	3/7	IOW (7,705)	4-0 W	37-17-2-3
22	12/6	RCH (6,901)	5-1 W	16-4-1-1	60	3/8	IOW (10,834)	1-3 L	37-18-2-3
23	12/7	RCH (5,115)	3-1 W	17-4-1-1	61	3/13	@ Sa	1-2 SOL	37-18-2-4
24	12/11	CHI (6,290)	2-4 L	17-5-1-1	62	3/14	@ Okc	3-2 W	38-18-2-4
25	12/13	MIL (5,976)	4-2 W	18-5-1-1	63	3/15	@ Okc	4-3 W	39-18-2-4
26	12/14	MIL (8,002)	5-0 W	19-5-1-1	64	3/21	@ Iow	4-1 W	40-18-2-4
27	12/18	@ Iow	2-1 OTW	20-5-1-1	65	3/22	@ Iow	3-2 W	41-18-2-4
28	12/20	RFD (8,269)	3-2 OTW	21-5-1-1	66	3/23	@ Chi	2-6 L	41-19-2-4
29	12/21	@ Chi	2-3 L	21-6-1-1	67	3/28	@ Rfd	4-5 L	41-20-2-4
30	12/26	@ Mil	1-4 L	21-7-1-1	68	3/29	RFD (10,834)	4-1 W	42-20-2-4
31	12/27	@ Rfd	4-2 W	22-7-1-1	69	3/30	@ Mil	3-1 W	43-20-2-4
32	12/30	TOR (20,337)*	3-4 SOL	22-7-1-2	70	4/2	IOW (8,077)	6-1 W	44-20-2-4
33	12/31	TOR (10,834)	1-3 L	22-8-1-2	71	4/4	HAM (10,834)	1-4 L	44-21-2-4
34	1/3	CHI (6,963)	3-1 W	23-8-1-2	72	4/5	HAM (10,006)	2-1 SOW	45-21-2-4
35	1/4	@ Rfd	2-4 L	23-9-1-2	73	4/10	@ Cha	0-3 L	45-22-2-4
36	1/8	RFD (3,672)	4-2 W	24-9-1-2	74	4/13	@ Cha	2-1 W	46-22-2-4
37	1/10	IOW (7,285)	2-3 L	24-10-1-2	75	4/18	LE (10,834)	2-4 L	46-23-2-4
38	1/11	IOW (9,360)	4-1 W	25-10-1-2	76	4/19	@ Le	3-4 SOL	46-23-2-5

* Game played at Comerica Park in Detroit

Western Quarterfinals - #4 Grand Rapids defeated #5 Abbotsford, 3-1

P1	4/25	@ Abb	2-1 2OTW	1-0
P2	4/26	@ Abb	7-2 W	2-0
P3	4/30	ABB (7,193)	1-2 L	2-1
P4	5/2	ABB (7,641)	5-3 W	3-1

Western Semifinals - #4 Grand Rapids lost to #1 Texas, 2-4

P5	5/8	@ Tex	2-5 L	0-1
P6	5/10	@ Tex	0-4 L	0-2
P7	5/13	TEX (4,293)	5-2 W	1-2
P8	5/14	TEX (5,089)	3-2 W	2-2
P9	5/16	TEX (8,057)	2-3 OTL	2-3
P10	5/18	@ Tex	1-7 L	2-4

OPENING NIGHT LINEUP

3	Marchenko	D	16	Ouellet	D
4	Paetsch	D	19	Sheahan	F
5	Almquist	D	23	Grant	F
6	Pulkkinen	F	26	McIntyre	F
7	Sproul	D	28	Jurco	F
10	Hoggan	F	30	McCollum	G
11	Nestrasil	F	31	Coreau	G
12	Jarnkrok	F	33	Glendening	F
13	Nyquist	F	39	Tvrdon	F
15	Callahan	F	44	Evans	D

SEASON FINALE LINEUP

4	Paetsch	D	22	Tootoo	F
6	Pulkkinen	F	26	McIntyre	F
7	Sproul	D	27	Frk	F
10	Hoggan	F	28	Jurco	F
11	Nestrasil	F	29	Ferraro	F
14	Jensen	D	30	McCollum	G
15	Callahan	F	34	Mrazek	G
16	Ouellet	D	37	Nastasiuk	F
18	Emmerton	F	44	Evans	D
19	Sheahan	F	46	Backman	D



2019-20 SEASON

2012-13 SEASON

Regular Season – 1st of 5 in Midwest Division, 3rd of 15 in Western Conference, 7th of 30 in AHL

Overall: 42-26-4-4, 92 points

Home: 21-12-3-2, 47 points

Road: 21-14-1-2, 45 points

Playoffs – Won Calder Cup

Western Conference Quarterfinals – Defeated #6 Houston, 3-2

Western Conference Semifinals – Defeated #2 Toronto, 4-2

Western Conference Finals – Defeated #5 Oklahoma City, 4-3

Calder Cup Finals – Defeated #3 Syracuse, 4-2

General Managers (DRW) – Jim Nill, Ryan Martin

Head Coach – Jeff Blashill

Assistant Coaches – Jim Paek, Spiros Anastas

Athletic Trainer – John Bernal

Equipment Manager – Brad Thompson



REGULAR SEASON

Player	GP	G	A	PTS	+/-	PIM	PP	SH	GW	FG	OT	UG	SHT	PCT
Nyquist, Gustav	58	23	37	60	10	34	9	0	2	5	1	1	169	13.6%
Tatar, Tomas	61	23	26	49	8	50	7	0	5	3	1	1	205	11.2%
Ferraro, Landon	72	24	23	47	6	44	8	3	2	5	1	3	156	15.4%
Hoggan, Jeff	76	20	25	45	7	31	2	2	2	4	0	3	171	11.7%
Pare, Francis	68	22	22	44	0	37	6	0	1	3	0	0	154	14.3%
Billins, Chad	76	10	27	37	4	40	7	0	2	4	0	3	110	9.1%
Sheahan, Riley	72	16	20	36	5	33	6	2	4	3	0	2	115	13.9%
Almqvist, Adam	68	10	21	31	13	34	4	0	3	3	1	0	93	10.8%
Paetsch, Nathan	70	4	27	31	13	32	1	1	1	1	0	0	123	3.3%
Jurco, Tomas	74	14	14	28	6	22	2	0	3	4	0	1	119	11.8%
Andersson, Joakim	36	10	17	27	1	55	3	0	5	2	0	0	84	11.9%
Glendening, Luke	51	8	18	26	12	50	0	1	1	2	0	0	77	10.4%
Callahan, Mitch	71	11	9	20	-3	93	1	0	0	2	0	0	136	8.1%
Smith, Brendan	32	5	15	20	9	49	3	0	2	0	0	0	88	5.7%
Skinner, Brett	33	4	13	17	9	12	0	1	0	0	0	1	41	9.8%
Mursak, Jan	23	4	12	16	15	12	0	0	0	1	0	1	48	8.3%
Aubry, Louis-Marc	64	4	8	12	-2	60	0	0	1	0	0	1	80	5.0%
Grant, Triston	75	4	6	10	1	196	0	0	1	1	0	0	57	7.0%
Parkes, Trevor	36	3	6	9	5	35	0	1	0	0	0	0	43	7.0%
Raedeke, Brent	38	3	6	9	1	43	0	0	0	2	0	0	29	10.3%
Evans, Brennan	76	0	7	7	9	148	0	0	0	0	0	0	89	0.0%
Nestrail, Andrej	25	3	3	6	1	2	0	0	1	1	0	1	28	10.7%
Lashoff, Brian	37	2	4	6	6	23	0	0	1	0	1	0	40	5.0%
Fournier, Gleason	30	1	5	6	-1	23	1	0	0	0	0	0	24	4.2%
Nicastro, Max	25	1	2	3	0	10	0	0	0	0	0	0	18	5.6%
Jarnkrok, Calle	9	0	3	3	3	0	0	0	0	0	0	0	10	0.0%
Mrazek, Petr	42	0	2	2	0	17	0	0	0	0	0	0	0	0.0%
Knuble, Mike	1	0	1	1	0	0	0	0	0	0	0	0	2	0.0%
Lamp, Cody	1	0	1	1	1	0	0	0	0	0	0	0	1	0.0%
Pulkkinen, Teemu	2	0	1	1	-1	2	0	0	0	0	0	0	3	0.0%
Pearce, Jordan	4	0	1	1	0	0	0	0	0	0	0	0	0	0.0%
Coetzee, Willie	1	0	0	0	-1	0	0	0	0	0	0	0	0	0.0%
Gustavsson, Jonas	1	0	0	0	0	0	0	0	0	0	0	0	0	0.0%
Spady, Erik	1	0	0	0	0	0	0	0	0	0	0	0	0	0.0%
Colaiaicovo, Carlo	2	0	0	0	0	0	0	0	0	0	0	0	4	0.0%
Mitera, Mark	2	0	0	0	-1	0	0	0	0	0	0	0	2	0.0%
Sproul, Ryan	2	0	0	0	-1	2	0	0	0	0	0	0	7	0.0%
McCollum, Tom	31	0	0	0	0	6	0	0	0	0	0	0	0	0.0%
Bench	76	5		5		24								
Griffins Totals	76	234	382	611		1219	60	11	37	46	5	18	2331	10.0%
Opponent Totals	76	205				1338	60	6	30	46	4		2117	9.7%

REGULAR SEASON

Goalie	GP	MIN	GAA	W	L	SOL	EN	SO	GA	SAVES	SPCT
Gustavsson, Jonas	1	60:00	1.00	1	0	0	0	0	1	26	0.963
Mrazek, Petr	42	2497:31	2.33	23	16	2	4	1	97	1053	0.916
McCollum, Tom	31	1846:07	2.63	18	11	2	5	2	81	761	0.904
Pearce, Jordan	4	180:31	4.32	0	3	0	0	0	13	72	0.847
Griffins Totals	76	4622:35	2.61	42	30	4	9	3	205	1912	0.903
Opponent Totals	76	4622:35	2.97	34	37	5	13	5	234	2097	0.900

2012-13 SEASON

REGULAR SEASON

Scoring by Period

1st PER		2nd PER		3rd PER		OVERTIME		SHOOTOUT		TOTALS	
GF	GA	GF	GA	GF	GA	GF	GA	GF	GA	GF	GA
70	60	84	66	70	71	5	4	5	4	234	205

Shots by Period

1st PER		2nd PER		3rd PER		OVERTIME		SHOOTOUT		TOTALS	
SF	SA	SF	SA	SF	SA	SF	SA	SF	SA	SF	SA
740	697	801	722	749	659	36	35	5	4	2331	2117

Power Play: 60-325 (18.5%) T8th of 30 in AHL

Penalty Kill: 244-304 (80.3%) T28th of 30 in AHL

PLAYOFFS

Player	GP	G	A	PTS	+/-	PIM	PP	SH	GW	FG	OT	UG	SHT	PCT
Tatar, Tomas	24	16	5	21	-1	23	7	0	0	3	0	0	78	20.5%
Mursak, Jan	23	11	6	17	12	26	1	0	2	1	0	0	57	19.3%
Glendening, Luke	24	6	10	16	8	30	0	1	1	1	0	1	48	12.5%
Ferraro, Landon	24	5	11	16	0	11	0	1	2	0	0	1	46	10.9%
Sheahan, Riley	24	3	13	16	7	10	0	0	1	0	0	0	46	6.5%
Jurco, Tomas	24	8	6	14	1	21	4	0	3	2	0	2	69	11.6%
Billins, Chad	24	2	12	14	5	12	0	0	0	0	0	0	40	5.0%
Hoggan, Jeff	24	5	7	12	2	14	1	0	0	0	0	1	53	9.4%
Pare, Francis	24	3	9	12	-2	12	2	0	2	1	0	0	37	8.1%
Callahan, Mitch	24	6	5	11	1	33	0	1	1	2	0	0	33	18.2%
Paetsch, Nathan	24	0	11	11	5	21	0	0	0	0	0	0	40	0.0%
Almquist, Adam	21	3	7	10	5	12	1	0	1	1	0	0	29	10.3%
Andersson, Joakim	10	3	5	8	-2	0	1	0	1	2	0	0	25	12.0%
Evans, Brennan	24	2	6	8	10	36	0	0	1	1	0	0	31	6.5%
Nyquist, Gustav	10	2	5	7	-4	19	2	0	0	0	0	0	27	7.4%
Skinner, Brett	21	0	6	6	4	6	0	0	0	0	0	0	28	0.0%
Pulkkinen, Teemu	14	3	2	5	2	10	1	0	0	0	0	0	26	11.5%
Grant, Triston	24	2	2	4	3	26	0	0	0	0	0	0	15	13.3%
DeKeyser, Danny	6	0	1	1	0	8	0	0	0	0	0	0	4	0.0%
Fournier, Gleason	6	0	1	1	2	2	0	0	0	0	0	0	3	0.0%
Aubry, Louis-Marc	14	0	1	1	3	0	0	0	0	0	0	0	16	0.0%
Lashoff, Brian	18	0	1	1	-4	10	0	0	0	0	0	0	10	0.0%
Nestrail, Andrej	1	0	0	0	-2	0	0	0	0	0	0	0	4	0.0%
Mrazek, Petr	24	0	0	0	0	2	0	0	0	0	0	0	0	0.0%
Bench	24	0	0	0	0	6	0	0	0	0	0	0	0	0.0%
Griffins Totals	24	80	132	212		350	20	3	15	14	0	5	765	10.5%
Opponent Totals	24	61				382	14	1	9	10	0		664	9.2%

PLAYOFFS

Goalie	GP	MIN	GAA	W	L	EN	SO	GA	SAVES	SPCT
Mrazek, Petr	24	1431:18	2.31	15	9	6	4	55	603	0.916
Griffins Totals	24	1440:00	2.54	15	9	6	4	61	603	0.908
Opponent Totals	24	1440:00	3.33	9	15	7	1	80	685	0.895

PLAYOFFS

Scoring by Period

1st PER		2nd PER		3rd PER		OVERTIME		TOTALS	
GF	GA	GF	GA	GF	GA	GF	GA	GF	GA
19	20	32	20	29	21	0	0	80	61

Shots by Period

1st PER		2nd PER		3rd PER		OVERTIME		TOTALS	
SF	SA	SF	SA	SF	SA	SF	SA	SF	SA
250	222	292	210	223	232	0	0	765	664

Power Play: 20-101 (19.8%) 6th of 16 in AHL

Penalty Kill: 94-108 (87.0%) 4th of 16 in AHL

2012-13 RESULTS

GAME	DATE	OPP/HOME ATT.	SCORE	RECORD	GAME	DATE	OPP/HOME ATT.	SCORE	RECORD
1	10/12	MIL (10,834)	2-3 L	0-1-0-0	39	1/19	@ Rfd	11-6 W	23-12-2-2
2	10/13	HAM (3,880)	3-4 SOL	0-1-0-1	40	1/23	OKC (5,531)	5-4 SOW	24-12-2-2
3	10/19	@ Rch	3-4 L	0-2-0-1	41	1/25	HOU (10,834)	0-1 L	24-13-2-2
4	10/21	@ Tor	4-3 SOW	1-2-0-1	42	1/26	HOU (10,834)	2-5 L	24-14-2-2
5	10/26	CHA (6,449)	4-6 L	1-3-0-1	43	2/1	@ Ham	5-1 W	25-14-2-2
6	10/27	RFD (4,118)	5-6 OTL	1-3-1-1	44	2/2	ABB (8,899)	1-0 W	26-14-2-2
7	10/28	@ Chi	3-2 OTW	2-3-1-1	45	2/6	HOU (5,936)	2-0 W	27-14-2-2
8	11/2	@ Sa	2-3 L	2-4-1-1	46	2/8	@ Okc	3-4 L	27-15-2-2
9	11/3	@ Tex	4-1 W	3-4-1-1	47	2/9	@ Okc	5-7 L	27-16-2-2
10	11/4	@ Hou	2-1 SOW	4-4-1-1	48	2/15	LE (10,834)	5-3 W	28-16-2-2
11	11/7	MIL (6,112)	4-2 W	5-4-1-1	49	2/17	CHA (5,895)	2-1 W	29-16-2-2
12	11/9	RFD (8,354)	5-3 W	6-4-1-1	50	2/22	@ Rfd	3-4 L	29-17-2-2
13	11/10	@ Peo	5-3 W	7-4-1-1	51	2/23	SA (7,095)	3-6 L	29-18-2-2
14	11/16	@ Le	6-5 OTW	8-4-1-1	52	2/24	SA (5,699)	7-3 W	30-18-2-2
15	11/23	CHI (8,368)	4-3 W	9-4-1-1	53	3/1	@ Mil	5-1 W	31-18-2-2
16	11/24	@ Peo	4-1 W	10-4-1-1	54	3/2	@ Peo	1-4 L	31-19-2-2
17	11/25	MIL (3,662)	2-3 L	10-5-1-1	55	3/3	@ Mil	5-1 W	32-19-2-2
18	11/30	TEX (8,619)	1-3 L	10-6-1-1	56	3/8	HAM (10,834)	2-1 W	33-19-2-2
19	12/1	TEX (9,252)	3-2 W	11-6-1-1	57	3/9	LE (10,834)	2-1 W	34-19-2-2
20	12/5	PEO (3,864)	1-2 L	11-7-1-1	58	3/10	@ Ham	4-1 W	35-19-2-2
21	12/7	@ Chi	3-0 W	12-7-1-1	59	3/13	CHI (8,018)	3-2 OTW	36-19-2-2
22	12/9	RFD (5,644)	4-2 W	13-7-1-1	60	3/16	@ Mil	1-3 L	36-20-2-2
23	12/14	PEO (7,071)	0-3 L	13-8-1-1	61	3/17	@ Peo	2-3 OTL	36-20-3-2
24	12/16	@ Tor	0-5 L	13-9-1-1	62	3/19	@ Peo	1-4 L	36-21-3-2
25	12/19	RCH (4,658)	4-2 W	14-9-1-1	63	3/22	LE (9,713)	3-4 SOL	36-21-3-3
26	12/21	ABB (5,459)	5-1 W	15-9-1-1	64	3/23	@ Le	5-4 OTW	37-21-3-3
27	12/22	CHI (7,596)	2-1 OTW	16-9-1-1	65	3/28	@ Sa	1-4 L	37-22-3-3
28	12/28	TOR (8,333)	3-2 SOW	17-9-1-1	66	3/29	@ Hou	3-2 W	38-22-3-3
29	12/29	TOR (4,658)	1-3 L	17-10-1-1	67	3/30	@ Tex	1-3 L	38-23-3-3
30	12/31	RFD (10,004)	3-1 W	18-10-1-1	68	4/2	@ Hou	5-1 W	39-23-3-3
31	1/4	OKC (7,452)	5-2 W	19-10-1-1	69	4/5	@ Abb	4-1 W	40-23-3-3
32	1/5	@ Chi	4-3 SOW	20-10-1-1	70	4/6	@ Abb	2-3 SOL	40-23-3-4
33	1/6	@ Mil	2-3 SOL	20-10-1-2	71	4/10	CHI (8,348)	2-3 L	40-24-3-4
34	1/9	@ Rfd	6-3 W	21-10-1-2	72	4/12	MIL (9,585)	1-4 L	40-25-3-4
35	1/11	@ Rfd	2-5 L	21-11-1-2	73	4/13	PEO (10,155)	3-4 OTL	40-25-4-4
36	1/12	PEO (7,632)	2-3 OTL	21-11-2-2	74	4/19	PEO (10,829)	3-1 W	41-25-4-4
37	1/16	@ Cha	0-1 L	21-12-2-2	75	4/20	@ Le	0-1 L	41-26-4-4
38	1/17	@ Cha	5-3 W	22-12-2-2	76	4/21	@ Chi	3-1 W	42-26-4-4

OPENING NIGHT LINEUP

1	Pearce	G	18	Andersson	F
4	Paetsch	D	21	Parkes	F
5	Almquist	D	22	Aubry	F
7	B. Smith	D	23	Grant	F
9	Pare	F	27	Tatar	F
10	Hoggan	F	28	Jurco	F
12	Raedeke	F	29	Ferraro	F
13	Nyquist	F	30	McCollum	G
14	Billins	D	32	Lashoff	D
15	Callahan	F	44	Evans	D

SEASON FINALE LINEUP

3	Skinner	D	27	Tatar	F
4	Paetsch	D	28	Jurco	F
9	Pare	F	29	Ferraro	F
10	Hoggan	F	30	McCollum	G
13	Nyquist	F	32	Lashoff	D
14	Billins	D	33	Glendening	F
15	Callahan	F	34	Mrazek	G
18	Andersson	F	39	Mursak	F
19	Sheahan	F	44	Evans	D
23	Grant	F	55	DeKeyser	D

2012-13 PLAYOFF RESULTS

Western Conference Quarterfinals - #3 Grand Rapids defeated #6 Houston, 3-2

P1	4/26	@ Hou	0-3 L	0-1
P2	4/28	@ Hou	3-2 W	1-1
P3	5/1	HOU (4,683)	4-2 W	2-1
P4	5/3	HOU (4,190)	1-4 L	2-2
P5	5/4	HOU (2,290)	7-0 W	3-2

Western Conference Semifinals - #3 Grand Rapids defeated #2 Toronto, 4-2

P6	5/10	@ Tor	7-0 W	1-0
P7	5/11	@ Tor	2-4 L	1-1
P8	5/15	TOR (2,738)	5-4 W	2-1
P9	5/17	TOR (3,774)	4-1 W	3-1
P10	5/18	TOR (3,428)	1-4 L	3-2
P11	5/21	@ Tor	4-3 W	4-2

Western Conference Finals - #3 Grand Rapids defeated #5 Oklahoma City, 4-3

P12	5/24	OKC (5,016)	2-1 W	1-0
P13	5/25	OKC (5,435)	2-4 L	1-1
P14	5/29	@ Okc	1-4 L	1-2
P15	6/1	@ Okc	4-0 W	2-2
P16	6/2	@ Okc	3-0 W	3-2
P17	6/4	OKC (4,926)	3-4 L	3-3
P18	6/5	OKC (4,110)	5-4 W	4-3

Calder Cup Finals - #3 Grand Rapids defeated #3 Syracuse, 4-2

P19	6/8	@ Syr	3-1 W	1-0
P20	6/9	@ Syr	6-4 W	2-0
P21	6/12	SYR (10,102)	4-2 W	3-0
P22	6/14	SYR (10,834)	2-3 L	3-1
P23	6/15	SYR (10,834)	2-5 L	3-2
P24	6/18	@ Syr	5-2 W	4-2



2011-12 SEASON

Regular Season – 4th of 5 in North Division, 13th of 15 in Western Conference, 24th of 30 in AHL

Overall: 33-32-7-4, 77 points
 Home: 18-15-3-2, 41 points
 Road: 15-17-4-2, 36 points

Playoffs – Did Not Qualify

General Manager (DRW) – Jim Nill
Head Coach – Curt Fraser
Assistant Coach – Jim Paek
Athletic Trainer – John Bernal
Equipment Manager – Brad Thompson



REGULAR SEASON

Player	GP	G	A	PTS	+/-	PIM	PP	SH	GW	FG	OT	UG	SHT	PCT
Tatar, Tomas	76	24	34	58	4	45	3	0	2	5	0	1	224	10.7%
Nyquist, Gustav	56	22	36	58	7	18	7	0	1	4	0	2	152	14.5%
Johnson, Jamie	76	21	37	58	5	34	7	1	2	5	0	0	126	16.7%
Conner, Chris	57	16	37	53	4	22	3	2	1	4	0	2	132	12.1%
Pare, Francis	75	16	36	52	-5	18	4	0	1	2	0	0	184	8.7%
Andersson, Joakim	73	21	30	51	5	34	6	1	2	2	1	0	145	14.5%
Brunnstrom, Fabian	45	12	23	35	6	41	3	0	3	4	0	1	147	8.2%
Smith, Brendan	57	10	24	34	2	90	3	2	4	3	0	0	113	8.8%
Janik, Doug	67	10	23	33	19	74	2	1	3	1	1	1	121	8.3%
Minard, Chris	39	21	11	32	11	25	2	0	1	3	0	0	148	14.2%
Pyett, Logan	73	2	25	27	-1	54	1	0	0	0	0	0	163	1.2%
Coetzee, Willie	61	11	11	22	-6	25	1	0	0	3	0	1	137	8.0%
Raedeke, Brent	64	11	10	21	1	33	0	1	1	2	0	0	108	10.2%
Exelby, Garnet	75	7	14	21	8	177	0	0	1	0	0	0	105	6.7%
Ferraro, Landon	56	9	11	20	-6	47	0	0	4	0	1	0	87	10.3%
Lashoff, Brian	76	8	11	19	-9	41	3	0	1	1	1	2	107	7.5%
Aubry, Louis-Marc	62	5	11	16	-6	39	1	0	0	0	0	0	91	5.5%
Callahan, Mitch	48	6	3	9	-3	103	0	0	2	0	0	0	58	10.3%
Parkes, Trevor	44	2	6	8	0	23	0	0	0	0	0	0	66	3.0%
Ehrhardt, Travis	41	1	6	7	6	25	0	0	0	0	0	0	48	2.1%
Nestrail, Andrej	25	3	1	4	-4	6	1	0	0	0	0	0	24	12.5%
Fournier, Gleason	13	1	3	4	0	14	1	0	0	0	0	0	4	25.0%
Piche, Sebastien	22	0	3	3	-7	18	0	0	0	0	0	0	19	0.0%
Amadio, Greg	29	0	3	3	-7	108	0	0	0	0	0	0	14	0.0%
Sheahan, Riley	7	1	1	2	-2	0	1	0	0	0	0	0	6	16.7%
Estoclet, Adam	12	1	1	2	0	4	0	0	0	0	0	0	15	6.7%
Rufenach, Bryan	13	0	2	2	-2	11	0	0	0	0	0	0	15	0.0%
Quine, Alan	3	0	1	1	1	0	0	0	0	0	0	0	0	0.0%
Oslund, Nick	5	0	1	1	0	2	0	0	0	0	0	0	10	0.0%
Mursak, Jan	6	0	1	1	-3	2	0	0	0	0	0	0	12	0.0%
Thomas, Mike	9	0	1	1	-2	15	0	0	0	0	0	0	4	0.0%
McCollum, Tom	28	0	1	1	0	0	0	0	0	0	0	0	0	0.0%
Almquist, Adam	3	0	0	0	-1	0	0	0	0	0	0	0	1	0.0%
Conklin, Ty	12	0	0	0	0	0	0	0	0	0	0	0	0	0.0%
Pearce, Jordan	19	0	0	0	0	0	0	0	0	0	0	0	0	0.0%
MacDonald, Joey	26	0	0	0	0	19	0	0	0	0	0	0	0	0.0%
Bench	76	4		4		16								
Griffins Totals	76	245	418	659		1183	49	8	29	39	4	10	2590	9.5%
Opponent Totals	76	249				1175	58	6	39	37	7		2334	10.7%

REGULAR SEASON

Goalie	GP	MIN	GAA	W	L	SOL	EN	SO	GA	SAVES	SPCT
Conklin, Ty	12	724:31	2.40	8	4	0	1	0	29	314	0.915
MacDonald, Joey	26	1412:04	2.63	11	11	3	2	3	62	654	0.913
McCollum, Tom	28	1580:12	3.49	11	16	0	4	0	92	753	0.891
Pearce, Jordan	19	879:35	3.68	3	8	1	1	1	54	364	0.871
Griffins Totals	76	4623:05	3.23	33	39	4	8	4	249	2085	0.893
Opponent Totals	76	4623:05	3.18	43	29	4	6	3	245	2345	0.905



2019-20 SEASON

2011-12 SEASON

REGULAR SEASON

Scoring by Period

1st PER		2nd PER		3rd PER		OVERTIME		SHOOTOUT		TOTALS	
GF	GA	GF	GA	GF	GA	GF	GA	GF	GA	GF	GA
76	73	81	95	80	70	4	7	4	4	245	249

Shots by Period

1st PER		2nd PER		3rd PER		OVERTIME		SHOOTOUT		TOTALS	
SF	SA	SF	SA	SF	SA	SF	SA	SF	SA	SF	SA
866	749	845	847	840	701	35	33	4	4	2590	2334

Power Play: 49-316 (15.5%) T21st of 30 in AHL

Penalty Kill: 260-318 (81.8%) T19th of 30 in AHL

2011-12 RESULTS

GAME	DATE	OPP/HOME ATT.	SCORE	RECORD
1	10/8	@ Rfd	2-3 L	0-1-0-0
2	10/14	TOR (10,834)	3-2 W	1-1-0-0
3	10/16	@ Rch	2-7 L	1-2-0-0
4	10/18	@ Ham	3-0 W	2-2-0-0
5	10/21	@ Okc	1-4 L	2-3-0-0
6	10/22	@ Okc	3-2 SOW	3-3-0-0
7	10/23	@ Hou	1-3 L	3-4-0-0
8	10/28	ABB (5,486)	1-5 L	3-5-0-0
9	10/29	@ Mil	5-3 W	4-5-0-0
10	11/2	LE (2,639)	3-0 W	5-5-0-0
11	11/5	CHA (6,539)	1-2 L	5-6-0-0
12	11/9	RFD (5,888)	3-5 L	5-7-0-0
13	11/11	@ Ham	8-0 W	6-7-0-0
14	11/12	@ Rch	1-2 L	6-8-0-0
15	11/18	SA (7,623)	4-5 OTL	6-8-1-0
16	11/19	MIL (4,330)	1-3 L	6-9-1-0
17	11/23	HAM (3,825)	5-2 W	7-9-1-0
18	11/25	OKC (7,125)	4-5 L	7-10-1-0
19	11/27	OKC (5,605)	4-5 L	7-11-1-0
20	11/29	@ Tor	4-3 OTW	8-11-1-0
21	12/2	TOR (7,412)	6-3 W	9-11-1-0
22	12/3	CHI (7,783)	5-4 OTW	10-11-1-0
23	12/9	@ Mil	3-4 SOL	10-11-1-1
24	12/10	@ Rfd	2-3 SOL	10-11-1-2
25	12/11	@ Chi	1-3 L	10-12-1-2
26	12/14	RFD (5,586)	5-4 SOW	11-12-1-2
27	12/16	@ Le	3-2 W	12-12-1-2
28	12/17	@ Le	0-3 L	12-13-1-2
29	12/21	ABB (10,549)	3-4 OTL	12-13-2-2
30	12/28	@ Le	5-6 OTL	12-13-3-2
31	12/30	PEO (8,165)	3-4 OTL	12-13-4-2
32	12/31	MIL (10,091)	3-2 W	13-13-4-2
33	1/6	@ Abb	4-3 W	14-13-4-2
34	1/7	@ Abb	2-1 OTW	15-13-4-2
35	1/11	HOU (3,754)	2-3 SOL	15-13-4-3
36	1/13	TEX (8,791)	4-6 L	15-14-4-3
37	1/15	@ Cha	2-4 L	15-15-4-3
38	1/17	@ Cha	5-6 L	15-16-4-3

GAME	DATE	OPP/HOME ATT.	SCORE	RECORD
39	1/20	LE (8,462)	5-0 W	16-16-4-3
40	1/21	RCH (9,686)	3-4 SOL	16-16-4-4
41	1/25	RCH (3,950)	4-1 W	17-16-4-4
42	1/27	@ Peo	2-4 L	17-17-4-4
43	1/28	@ Peo	5-3 W	18-17-4-4
44	2/3	HAM (8,251)	2-5 L	18-18-4-4
45	2/4	HAM (7,789)	5-2 W	19-18-4-4
46	2/10	HOU (6,454)	1-5 L	19-19-4-4
47	2/11	HOU (5,937)	4-5 L	19-20-4-4
48	2/12	SA (6,216)	7-4 W	20-20-4-4
49	2/15	@ Chi	3-4 OTL	20-20-5-4
50	2/18	PEO (9,235)	1-3 L	20-21-5-4
51	2/22	HAM (5,836)	4-2 W	21-21-5-4
52	2/24	LE (8,909)	6-1 W	22-21-5-4
53	2/25	@ Tor	2-1 W	23-21-5-4
54	3/2	RCH (9,275)	4-3 W	24-21-5-4
55	3/3	OKC (8,649)	4-3 SOW	25-21-5-4
56	3/4	@ Ham	0-1 L	25-22-5-4
57	3/7	@ Tex	4-5 OTL	25-22-6-4
58	3/10	@ Hou	1-5 L	25-23-6-4
59	3/11	@ Hou	5-2 W	26-23-6-4
60	3/13	@ Tex	5-2 W	27-23-6-4
61	3/16	TOR (7,198)	0-2 L	27-24-6-4
62	3/17	HAM (6,452)	5-3 W	28-24-6-4
63	3/20	@ Sa	5-4 SOW	29-24-6-4
64	3/22	@ Sa	2-4 L	29-25-6-4
65	3/24	@ Okc	2-5 L	29-26-6-4
66	3/25	@ Okc	4-1 W	30-26-6-4
67	3/30	CHA (6,489)	3-5 L	30-27-6-4
68	3/31	OKC (7,884)	6-2 W	31-27-6-4
69	4/1	@ Tor	2-4 L	31-28-6-4
70	4/4	TEX (8,457)	4-2 W	32-28-6-4
71	4/6	TOR (8,261)	2-4 L	32-29-6-4
72	4/7	@ Tor	2-3 OTL	32-29-7-4
73	4/10	@ Rch	5-4 OTW	33-29-7-4
74	4/13	CHI (10,217)	5-7 L	33-30-7-4
75	4/14	@ Ham	2-5 L	33-31-7-4
76	4/15	@ Ham	2-3 L	33-32-7-4

OPENING NIGHT LINEUP

1	Pearce	G	18	Andersson	F
2	Exelby	D	19	Amadio	D
3	Pyett	D	21	Parkes	F
4	Ehrhardt	D	22	Aubry	F
8	Coetzee	F	25	Conner	F
9	Pare	F	27	Tatar	F
10	J. Johnson	F	29	Ferraro	F
12	Raedeke	F	31	MacDonald	G
13	Nyquist	F	32	Lashoff	D
15	Callahan	F	33	Janik	D

SEASON FINALE LINEUP

1	Pearce	G	12	Raedeke	F
2	Exelby	D	14	Minard	F
3	Pyett	D	17	Brunnstrom	F
4	Ehrhardt	D	18	Andersson	F
6	Almquist	D	19	Thomas	F
7	B. Smith	D	22	Aubry	F
8	Coetzee	F	27	Tatar	F
9	Pare	F	30	McCollum	G
10	J. Johnson	F	32	Lashoff	D
11	Nestrasil	F	33	Janik	D

2010-11 SEASON

Regular Season – 6th of 7 in North Division, 14th of 15 in Western Conference, 23rd of 30 in AHL

Overall: 36-34-2-8, 82 points

Home: 18-16-1-5, 42 points

Road: 18-18-1-3, 40 points

Playoffs – Did Not Qualify

General Manager – Bob McNamara

Head Coach – Curt Fraser

Assistant Coach – Jim Paek

Medical Therapist – Brad Shaw

Equipment Manager – Brad Thompson



REGULAR SEASON

Player	GP	G	A	PTS	+/-	PIM	PP	SH	GW	FG	OT	UG	SHT	PCT
Filppula, Ilari	76	20	44	64	0	24	8	1	1	1	0	3	133	15.0%
Tatar, Tomas	70	24	33	57	14	45	6	0	5	3	0	0	163	14.7%
Tardif, Jamie	77	27	27	54	-9	81	10	3	3	5	0	1	230	11.7%
Pare, Francis	80	24	30	54	-18	49	3	0	4	7	0	1	225	10.7%
Emmerton, Cory	65	12	26	38	-1	26	4	0	2	3	0	0	127	9.4%
Johnson, Jamie	78	12	26	38	-18	32	2	0	0	3	0	0	122	9.8%
Meech, Derek	74	10	27	37	17	81	4	1	0	3	0	1	168	6.0%
Minard, Chris	79	18	17	35	-5	45	6	0	4	1	0	0	211	8.5%
Mursak, Jan	54	13	22	35	17	35	3	2	2	1	0	3	129	10.1%
Smith, Brendan	63	12	20	32	7	124	5	1	4	2	0	0	114	10.5%
Pyett, Logan	74	9	13	22	-8	38	3	1	0	1	0	0	144	6.3%
Andersson, Joakim	79	7	15	22	0	30	1	0	1	2	0	1	107	6.5%
Janik, Doug	60	5	17	22	11	77	2	0	0	0	0	0	110	4.5%
Owens, Jordan	60	6	14	20	-12	101	1	1	1	1	1	1	95	6.3%
Ehrhardt, Travis	52	4	11	15	0	36	1	1	0	2	0	1	56	7.1%
Raedeke, Brent	67	8	5	13	-3	17	0	1	1	2	0	2	74	10.8%
Keefe, Adam	40	3	3	6	-6	97	0	1	0	2	0	0	32	9.4%
Amadio, Greg	74	2	4	6	-15	230	0	0	0	1	0	0	41	4.9%
Straub, Brandon	53	3	2	5	-2	147	0	0	1	1	0	0	20	15.0%
Kindl, Jakub	8	1	4	5	-5	6	1	0	1	0	0	0	18	5.6%
Coetzee, Willie	25	0	5	5	-7	8	0	0	0	0	0	0	42	0.0%
Nyquist, Gustav	8	1	3	4	1	2	0	0	0	0	0	0	14	7.1%
Lashoff, Brian	37	0	3	3	-5	25	0	0	0	0	0	0	27	0.0%
Rankin, Evan	10	1	1	2	-2	7	0	0	1	0	0	0	12	8.3%
Lepine, Jason	1	0	2	2	3	2	0	0	0	0	0	0	0	0.0%
Piche, Sebastien	11	0	2	2	-4	13	0	0	0	0	0	0	15	0.0%
Brown, David	2	0	1	1	0	0	0	0	0	0	0	0	0	0.0%
Hedden, Mike	3	0	1	1	0	2	0	0	0	0	0	0	2	0.0%
Kolosov, Sergei	56	0	1	1	-19	48	0	0	0	0	0	0	51	0.0%
Daavettila, Trent	1	0	0	0	0	0	0	0	0	0	0	0	1	0.0%
Landry, Jon	1	0	0	0	-1	0	0	0	0	0	0	0	0	0.0%
Rogers, Kyle	1	0	0	0	0	0	0	0	0	0	0	0	2	0.0%
MacDonald, Joey	20	0	0	0	0	2	0	0	0	0	0	0	0	0.0%
McCollum, Tom	22	0	0	0	0	4	0	0	0	0	0	0	0	0.0%
Pearce, Jordan	44	0	0	0	0	0	0	0	0	0	0	0	0	0.0%
Bench	80	5		5		34								
Griffins Totals	80	227	379	601		1468	60	13	31	41	1	14	2490	9.1%
Opponent Totals	80	254				1417	72	8	36	39	2		2384	10.7%

REGULAR SEASON

Goalie	GP	MIN	GAA	W	L	SOL	EN	SO	GA	SAVES	SPCT
MacDonald, Joey	20	1164:14	2.78	10	9	1	3	1	54	457	0.894
Pearce, Jordan	44	2452:26	2.89	20	15	5	2	1	118	1164	0.908
McCollum, Tom	22	1152:19	3.33	6	12	2	0	1	64	465	0.879
Brown, David	2	80:00	3.75	0	0	0	0	0	5	44	0.898
Griffins Totals	80	4871:22	3.13	36	36	8	5	3	254	2130	0.893
Opponent Totals	80	4871:22	2.80	44	31	5	17	7	227	2263	0.909



2019-20 SEASON

2010-11 SEASON

REGULAR SEASON

Scoring by Period

1st PER		2nd PER		3rd PER		OVERTIME		SHOOTOUT		TOTALS	
GF	GA	GF	GA	GF	GA	GF	GA	GF	GA	GF	GA
66	75	76	81	79	88	1	2	5	8	227	254

Shots by Period

1st PER		2nd PER		3rd PER		OVERTIME		SHOOTOUT		TOTALS	
SF	SA	SF	SA	SF	SA	SF	SA	SF	SA	SF	SA
846	759	827	767	770	791	42	59	5	8	2490	2384

Power Play: 60-344 (17.4%) 18th of 30 in AHL

Penalty Kill: 310-382 (81.2%) 21st of 30 in AHL

2010-11 RESULTS

GAME	DATE	OPP/HOME ATT.	SCORE	RECORD	GAME	DATE	OPP/HOME ATT.	SCORE	RECORD
1	10/8	ABB (10,834)	2-3 SOL	0-0-0-1	41	1/13	@ Sa	5-2 W	18-18-1-4
2	10/10	@ Rfd	4-5 L	0-1-0-1	42	1/15	@ Hou	1-2 L	18-19-1-4
3	10/15	@ Mtb	1-0 W	1-1-0-1	43	1/16	@ Hou	3-2 SOW	19-19-1-4
4	10/16	@ Mtb	3-2 W	2-1-0-1	44	1/18	@ Tex	4-3 OTW	20-19-1-4
5	10/22	MIL (5,247)	2-3 L	2-2-0-1	45	1/21	CHI (10,261)	1-4 L	20-20-1-4
6	10/23	@ Rch	4-1 W	3-2-0-1	46	1/22	CHI (7,861)	3-5 L	20-21-1-4
7	10/24	@ Tor	6-3 W	4-2-0-1	47	1/26	@ Rch	2-3 SOL	20-21-1-5
8	10/29	OKC (4,571)	4-5 SOL	4-2-0-2	48	1/28	RFD (8,851)	5-2 W	21-21-1-5
9	10/30	MTB (2,909)	4-2 W	5-2-0-2	49	1/29	@ Peo	3-2 W	22-21-1-5
10	11/5	MTB (6,397)	5-6 L	5-3-0-2	50	2/4	HAM (6,580)	1-2 L	22-22-1-5
11	11/6	CHI (6,414)	4-2 W	6-3-0-2	51	2/5	MIL (10,423)	2-6 L	22-23-1-5
12	11/7	@ Le	4-3 SOW	7-3-0-2	52	2/9	@ Chi	7-5 W	23-23-1-5
13	11/10	MIL (6,141)	0-1 SOL	7-3-0-3	53	2/12	@ Le	1-2 SOL	23-23-1-6
14	11/13	@ Ham	1-2 L	7-4-0-3	54	2/13	@ Rch	1-3 L	23-24-1-6
15	11/14	@ Ham	2-1 W	8-4-0-3	55	2/16	HAM (7,429)	5-3 W	24-24-1-6
16	11/17	@ Le	0-3 L	8-5-0-3	56	2/18	TEX (8,509)	2-3 SOL	24-24-1-7
17	11/19	HOU (7,591)	0-5 L	8-6-0-3	57	2/19	@ Tor	3-4 SOL	24-24-1-8
18	11/20	LE (5,394)	1-3 L	8-7-0-3	58	2/20	PEO (6,400)	4-2 W	25-24-1-8
19	11/24	@ Tor	1-3 L	8-8-0-3	59	2/25	LE (8,398)	5-3 W	26-24-1-8
20	11/26	RFD (7,018)	2-3 SOL	8-8-0-4	60	2/26	@ Le	2-3 L	26-25-1-8
21	11/27	@ Chi	10-8 W	9-8-0-4	61	2/27	@ Ham	5-2 W	27-25-1-8
22	11/28	PEO (3,117)	2-3 L	9-9-0-4	62	3/4	RCH (9,055)	5-4 W	28-25-1-8
23	12/3	@ Mil	5-2 W	10-9-0-4	63	3/5	RCH (10,058)	5-2 W	29-25-1-8
24	12/4	SA (8,040)	3-6 L	10-10-0-4	64	3/8	@ Peo	3-0 W	30-25-1-8
25	12/5	SA (4,822)	2-3 OTL	10-10-1-4	65	3/11	@ Okc	5-6 OTL	30-25-2-8
26	12/8	MIL (3,445)	3-2 W	11-10-1-4	66	3/12	@ Okc	5-2 W	31-25-2-8
27	12/10	TEX (7,272)	3-4 L	11-11-1-4	67	3/13	@ Sa	5-4 SOW	32-25-2-8
28	12/11	@ Peo	2-3 L	11-12-1-4	68	3/16	OKC (7,125)	2-1 SOW	33-25-2-8
29	12/12	TEX (3,373)	4-2 W	12-12-1-4	69	3/18	LE (8,530)	2-7 L	33-26-2-8
30	12/15	HOU (4,003)	5-2 W	13-12-1-4	70	3/19	RCH (10,834)	3-1 W	34-26-2-8
31	12/17	PEO (5,931)	2-5 L	13-13-1-4	71	3/20	RFD (8,113)	5-3 W	35-26-2-8
32	12/18	@ Peo	1-2 L	13-14-1-4	72	3/23	TOR (8,905)	1-5 L	35-27-2-8
33	12/22	TOR (8,385)	4-3 W	14-14-1-4	73	3/25	@ Tex	3-5 L	35-28-2-8
34	12/26	LE (8,973)	5-3 W	15-14-1-4	74	3/26	@ Tex	1-5 L	35-29-2-8
35	12/27	@ Chi	3-6 L	15-15-1-4	75	4/1	@ Abb	2-4 L	35-30-2-8
36	12/31	TOR (10,834)	2-1 SOW	16-15-1-4	76	4/2	@ Abb	0-1 L	35-31-2-8
37	1/1	PEO (3,960)	0-2 L	16-16-1-4	77	4/6	@ Mil	2-1 W	36-31-2-8
38	1/5	HAM (6,809)	3-2 W	17-16-1-4	78	4/8	ABB (10,834)	0-6 L	36-32-2-8
39	1/6	@ Mil	1-5 L	17-17-1-4	79	4/9	@ Rfd	2-4 L	36-33-2-8
40	1/8	@ Rfd	0-6 L	17-18-1-4	80	4/10	@ Mil	1-4 L	36-34-2-8

OPENING NIGHT LINEUP

3	Pyett	D	18	Andersson	F
7	B. Smith	D	19	Amadio	D
8	Emmerton	F	22	Owens	F
9	Pare	F	25	Tardif	F
10	J. Johnson	F	27	Tatar	F
12	Raedeke	F	31	MacDonald	G
13	Mursak	F	32	Lashoff	D
14	Minard	F	33	Janik	D
15	I. Filppula	F	35	McCollum	G
17	Coetzee	F	44	Meech	D

SEASON FINALE LINEUP

1	Pearce	G	14	Minard	F
3	Pyett	D	15	I. Filppula	F
4	Ehrhardt	D	18	Andersson	F
6	Nyquist	F	19	Amadio	D
7	B. Smith	D	20	Strauss	F
8	Emmerton	F	25	Tardif	F
9	Pare	F	27	Tatar	F
10	J. Johnson	F	28	Kolosov	D
11	Keefe	F	32	Lashoff	D
12	Raedeke	F	35	McCollum	G

2009-10 SEASON

Regular Season – 7th of 7 in North Division, 14th of 14 in Western Conference, 26th of 29 in AHL

Overall: 34-39-3-4, 75 points

Home: 19-19-1-1, 40 points

Road: 15-20-2-3, 35 points

Playoffs – Did Not Qualify

General Manager – Bob McNamara

Head Coach – Curt Fraser

Assistant Coach – Jim Paek

Medical Therapist – Rob Snitzer

Equipment Manager – Brad Thompson



REGULAR SEASON

Player	GP	G	A	PTS	+/-	PIM	PP	SH	GW	FG	OT	UG	SHT	PCT
Williams, Jeremy	77	32	31	63	-15	55	14	1	2	7	0	2	210	15.2%
Rissmiller, Patrick	63	20	25	45	2	18	9	1	4	3	0	1	121	16.5%
Mursak, Jan	79	24	18	42	12	46	4	0	2	6	0	2	139	17.3%
Ritola, Mattias	73	19	23	42	-3	50	6	1	2	2	0	2	178	10.7%
Pare, Francis	77	16	23	39	19	20	3	1	3	3	0	2	150	10.7%
Emmerton, Cory	76	12	25	37	0	22	1	0	0	2	0	3	114	10.5%
Janik, Doug	66	6	31	37	4	84	0	0	1	0	1	0	116	5.2%
Tardif, Jamie	77	16	17	33	-9	90	6	1	2	2	0	2	162	9.9%
Newbury, Kris	52	11	22	33	-13	144	3	0	3	1	0	0	96	11.5%
Kindl, Jakub	73	3	30	33	-4	59	1	0	0	0	0	0	142	2.1%
Tatar, Tomas	58	16	16	32	8	12	3	0	3	2	0	1	98	16.3%
Pyett, Logan	80	9	21	30	7	41	2	2	0	0	0	1	125	7.2%
Vigilante, John	79	11	14	25	3	31	0	0	2	1	0	0	108	10.2%
Abdelkader, Justin	33	11	13	24	6	86	1	1	3	1	0	0	69	15.9%
Delmore, Andy	54	5	15	20	4	32	0	0	0	0	0	0	125	4.0%
McGrath, Evan	57	8	11	19	-18	25	1	0	2	1	0	0	84	9.5%
Nylander, Michael	24	2	16	18	-8	14	0	0	0	1	0	0	28	7.1%
May, Brad	17	5	5	10	-1	40	1	0	0	1	0	1	34	14.7%
Lemieux, Francis	21	2	8	10	-4	20	0	0	0	0	0	0	35	5.7%
Kolosov, Sergei	66	2	6	8	-7	29	0	0	0	0	0	0	57	3.5%
Armstrong, Riley	17	3	2	5	0	14	0	0	0	1	0	0	31	9.7%
Axelsson, Dick	17	2	3	5	1	6	1	0	0	0	0	1	21	9.5%
Owens, Jordan	17	1	4	5	-1	22	0	0	0	0	0	0	28	3.6%
Ehrhardt, Travis	42	0	5	5	-9	38	0	0	0	0	0	0	37	0.0%
Walsh, Mike	18	2	0	2	-4	5	0	0	0	0	0	0	12	16.7%
Lashoff, Brian	6	0	2	2	5	2	0	0	0	0	0	0	3	0.0%
Crosty, Paul	58	0	2	2	-11	170	0	0	0	0	0	0	37	0.0%
Daavettila, Trent	2	1	0	1	-1	0	0	0	0	0	0	0	3	33.3%
Tollefsen, Ole-Kristian	16	1	0	1	-1	44	0	0	1	0	0	0	15	6.7%
Wong, Brandon	3	0	1	1	0	0	0	0	0	0	0	0	4	0.0%
Galvin, Tom	4	0	1	1	-4	2	0	0	0	0	0	0	4	0.0%
Stokes, Ryan	7	0	1	1	-1	11	0	0	0	0	0	0	7	0.0%
McCollum, Tom	32	0	1	1	0	4	0	0	0	0	0	0	0	0.0%
Coetzee, Willie	2	0	0	0	0	0	0	0	0	0	0	0	4	0.0%
Ferraro, Landon	2	0	0	0	0	0	0	0	0	0	0	0	2	0.0%
Kroll, Johann	2	0	0	0	0	2	0	0	0	0	0	0	0	0.0%
Lilja, Andreas	4	0	0	0	-2	6	0	0	0	0	0	0	1	0.0%
Pearce, Jordan	5	0	0	0	0	0	0	0	0	0	0	0	0	0.0%
Rohlf, David	5	0	0	0	-4	2	0	0	0	0	0	0	5	0.0%
Piche, Sebastien	9	0	0	0	-1	4	0	0	0	0	0	0	14	0.0%
Larsson, Daniel	53	0	0	0	0	14	0	0	0	0	0	0	0	0.0%
Bench	80	4		4		8								
Griffins Totals	80	244	392	632		1272	56	8	30	34	1	18	2423	10.1%
Opponent Totals	80	265				1229	68	4	42	46	3		2379	11.1%

REGULAR SEASON

Goalie	GP	MIN	GAA	W	L	SOL	EN	SO	GA	SAVES	SPCT
Larsson, Daniel	53	2839:47	2.85	23	24	2	5	1	135	1260	0.903
McCollum, Tom	32	1741:24	3.48	10	16	2	4	0	101	749	0.881
Pearce, Jordan	5	235:43	3.82	1	2	0	1	0	15	105	0.875
Griffins Totals	80	4847:50	3.28	34	42	4	10	1	265	2114	0.889
Opponent Totals	80	4847:50	3.02	46	30	4	13	5	244	2179	0.899



2019-20 SEASON

2009-10 SEASON

REGULAR SEASON

Scoring by Period

1st PER		2nd PER		3rd PER		OVERTIME		SHOOTOUT		TOTALS	
GF	GA	GF	GA	GF	GA	GF	GA	GF	GA	GF	GA
67	85	77	102	95	71	1	3	4	4	244	265

Shots by Period

1st PER		2nd PER		3rd PER		OVERTIME		SHOOTOUT		TOTALS	
SF	SA	SF	SA	SF	SA	SF	SA	SF	SA	SF	SA
804	777	826	838	764	736	25	24	4	4	2423	2379

Power Play: 56-328 (17.1%) 17th of 29 in AHL

Penalty Kill: 274-342 (80.1%) 26th of 29 in AHL

2009-10 RESULTS

GAME	DATE	OPP/HOME ATT.	SCORE	RECORD
1	10/3	@ Peo	3-1 W	1-0-0-0
2	10/10	@ Tor	2-3 L	1-1-0-0
3	10/15	@ Tex	0-2 L	1-2-0-0
4	10/17	@ Sa	4-7 L	1-3-0-0
5	10/18	@ Sa	2-7 L	1-4-0-0
6	10/23	ABB (10,834)	5-3 W	2-4-0-0
7	10/24	TOR (5,377)	4-3 SOW	3-4-0-0
8	10/25	ABB (6,000)	6-1 W	4-4-0-0
9	10/29	HOU (2,177)	2-0 W	5-4-0-0
10	10/30	HOU (4,473)	3-1 W	6-4-0-0
11	11/6	CHI (7,353)	5-4 W	7-4-0-0
12	11/8	@ Le	8-6 W	8-4-0-0
13	11/11	LE (7,421)	2-1 SOW	9-4-0-0
14	11/13	MIL (6,934)	3-2 OTW	10-4-0-0
15	11/14	RCH (6,462)	1-3 L	10-5-0-0
16	11/20	TEX (7,087)	4-1 W	11-5-0-0
17	11/21	@ Tor	6-3 W	12-5-0-0
18	11/25	@ Chi	2-3 L	12-6-0-0
19	11/27	RFD (8,985)	3-4 L	12-7-0-0
20	11/28	@ Peo	2-1 W	13-7-0-0
21	12/1	@ Le	2-6 L	13-8-0-0
22	12/4	RFD (6,645)	1-2 L	13-9-0-0
23	12/5	PEO (6,583)	4-1 W	14-9-0-0
24	12/9	SA (3,412)	4-2 W	15-9-0-0
25	12/11	LE (5,856)	4-3 SOW	16-9-0-0
26	12/12	MIL (5,639)	1-3 L	16-10-0-0
27	12/13	@ Tor	7-2 W	17-10-0-0
28	12/15	@ Peo	3-4 SOL	17-10-0-1
29	12/18	@ Sa	2-4 L	17-11-0-1
30	12/19	@ Tex	4-2 W	18-11-0-1
31	12/20	@ Hou	3-5 L	18-12-0-1
32	12/26	CHI (6,698)	4-7 L	18-13-0-1
33	12/27	PEO (8,519)	1-5 L	18-14-0-1
34	12/28	@ Mil	2-5 L	18-15-0-1
35	12/31	HAM (7,865)	3-7 L	18-16-0-1
36	1/2	@ Rfd	5-4 SOW	19-16-0-1
37	1/3	LE (2,880)	2-7 L	19-17-0-1
38	1/6	SA (3,605)	2-3 L	19-18-0-1
39	1/8	@ Rch	6-3 W	20-18-0-1
40	1/9	@ Ham	2-5 L	20-19-0-1

GAME	DATE	OPP/HOME ATT.	SCORE	RECORD
41	1/15	PEO (9,969)	2-3 L	20-20-0-1
42	1/16	HAM (6,859)	3-1 W	21-20-0-1
43	1/17	RFD (4,164)	3-4 L	21-21-0-1
44	1/22	TOR (9,819)	1-4 L	21-22-0-1
45	1/23	@ Rfd	2-5 L	21-23-0-1
46	1/24	@ Chi	1-5 L	21-24-0-1
47	1/29	CHI (8,772)	0-3 L	21-25-0-1
48	1/30	RFD (7,121)	2-3 L	21-26-0-1
49	2/3	@ Rfd	3-5 L	21-27-0-1
50	2/5	TOR (6,771)	6-3 W	22-27-0-1
51	2/6	HOU (7,034)	2-3 L	22-28-0-1
52	2/9	@ Tex	2-1 W	23-28-0-1
53	2/12	@ Hou	7-2 W	24-28-0-1
54	2/13	@ Hou	0-1 OTL	24-28-1-1
55	2/15	@ Rfd	1-2 OTL	24-28-2-1
56	2/19	HAM (8,493)	3-4 L	24-29-2-1
57	2/20	PEO (9,946)	3-5 L	24-30-2-1
58	2/21	TEX (5,687)	5-4 W	25-30-2-1
59	2/24	SA (3,935)	2-3 L	25-31-2-1
60	2/26	@ Rch	3-5 L	25-32-2-1
61	2/27	@ Le	3-5 L	25-33-2-1
62	2/28	@ Le	5-6 SOL	25-33-2-2
63	3/4	@ Peo	3-4 L	25-34-2-2
64	3/5	MTB (9,561)	4-1 W	26-34-2-2
65	3/6	MTB (10,834)	1-2 OTL	26-34-3-2
66	3/12	@ Ham	3-2 W	27-34-3-2
67	3/13	@ Ham	3-4 SOL	27-34-3-3
68	3/14	@ Rch	3-2 W	28-34-3-3
69	3/19	@ Mtb	4-3 W	29-34-3-3
70	3/21	@ Mtb	0-4 L	29-35-3-3
71	3/25	@ Mil	3-2 W	30-35-3-3
72	3/26	MIL (10,444)	6-3 W	31-35-3-3
73	3/27	TEX (10,503)	4-5 SOL	31-35-3-4
74	3/31	RCH (3,801)	0-3 L	31-36-3-4
75	4/2	@ Abb	3-4 L	31-37-3-4
76	4/3	@ Abb	1-2 L	31-38-3-4
77	4/7	RCH (5,275)	6-3 W	32-38-3-4
78	4/9	LE (10,834)	6-1 W	33-38-3-4
79	4/10	@ Chi	4-6 L	33-39-3-4
80	4/11	@ Mil	2-1 W	34-39-3-4

OPENING NIGHT LINEUP

3	Pyett	D	18	Ritola	F
4	Ehrhardt	D	20	Jeremy Williams	F
5	Kindl	D	21	Lemieux	F
8	Emmerton	F	22	Delmore	D
9	McGrath	F	23	Crosty	F
10	Vigilante	F	25	Tardif	F
11	Newbury	F	28	Kolosov	D
12	Axelsson	F	33	Janik	D
13	Mursak	F	35	McCollum	G
17	Pare	F	36	Pearce	G

SEASON FINALE LINEUP

3	Pyett	D	18	Ritola	F
4	Ehrhardt	D	20	Jeremy Williams	F
5	Kindl	D	21	Wong	F
7	Owens	F	22	Ferraro	F
8	Emmerton	F	23	Crosty	D
9	Coetzee	F	25	Tardif	F
10	Vigilante	F	28	Kolosov	D
12	R. Armstrong	F	31	Larsson	G
13	Mursak	F	32	Lashoff	D
17	Pare	F	35	McCollum	G

2008-09 SEASON

Regular Season – 3rd of 7 in North Division, 4th of 15 in Western Conference, 8th of 29 in AHL

Overall: 43-25-6-6, 98 points

Home: 25-8-3-4, 57 points

Road: 18-17-3-2, 41 points

Playoffs – Lost in North Division Finals

North Division Semifinals – Defeated #2 Hamilton, 4-2

North Division Finals – Lost to #1 Manitoba, 0-4

General Manager – Bob McNamara

Head Coach – Curt Fraser

Assistant Coach – Jim Paek

Medical Therapist – Rob Snitzer

Equipment Manager – Brad Thompson



REGULAR SEASON

Player	GP	G	A	PTS	+/-	PIM	PP	SH	GW	FG	OT	UG	SHT	PCT
Haydar, Darren	79	31	49	80	-22	26	16	1	5	9	0	1	197	15.7%
Abdelkader, Justin	76	24	28	52	-2	102	10	1	2	4	1	0	195	12.3%
Pare, Francis	63	24	24	48	23	14	3	0	3	2	0	2	140	17.1%
McGrath, Evan	68	17	30	47	12	24	5	1	3	2	0	1	112	15.2%
Leino, Ville	57	15	31	46	2	18	6	1	4	2	0	0	125	12.0%
Stafford, Garrett	70	11	34	45	3	50	7	0	0	3	0	1	130	8.5%
Ritola, Mattias	66	15	27	42	-13	32	5	1	3	2	0	2	165	9.1%
Helm, Darren	55	13	24	37	-10	24	4	3	3	3	0	4	156	8.3%
Emmerton, Cory	69	10	25	35	-9	18	2	0	2	0	0	0	152	6.6%
Kindl, Jakub	78	6	27	33	-14	76	3	0	2	4	0	0	116	5.2%
Oulahen, Ryan	73	19	12	31	7	31	3	1	1	4	0	1	137	13.9%
Lemieux, Francis	58	13	16	29	12	48	2	0	3	1	0	0	109	11.9%
Gagnon, Aaron	61	8	11	19	6	28	0	2	2	1	0	0	87	9.2%
Tardif, Jamie	55	9	9	18	-1	43	0	0	0	2	0	1	124	7.3%
Wilson, Landon	15	8	7	15	2	37	7	0	0	3	0	0	41	19.5%
Ericsson, Jonathan	40	2	13	15	12	48	2	0	0	0	0	0	78	2.6%
Galvin, Tom	71	2	13	15	2	40	0	0	0	1	0	0	50	4.0%
Pyett, Logan	61	3	11	14	-1	12	0	0	1	1	0	0	71	4.2%
McCarty, Darren	19	5	6	11	0	21	0	0	1	2	0	1	29	17.2%
Kolosov, Sergei	70	4	7	11	-4	36	1	0	0	1	0	0	55	7.3%
Mursak, Jan	51	2	7	9	0	25	0	0	0	0	0	0	77	2.6%
Downey, Aaron	65	2	7	9	-8	126	0	0	0	1	0	0	46	4.3%
Jozsa, Jason	50	1	6	7	9	30	0	0	1	0	1	0	39	2.6%
Lashoff, Brian	6	1	4	5	1	0	1	0	0	0	0	0	10	10.0%
Walsh, Mike	15	3	1	4	-1	10	0	0	1	0	0	0	11	27.3%
Atherton, P.J.	16	1	2	3	-1	12	0	0	0	0	0	0	16	6.3%
Andersson, Joakim	1	0	1	1	0	2	0	0	0	0	0	0	2	0.0%
Chelios, Chris	2	0	1	1	0	2	0	0	0	0	0	0	4	0.0%
Peterson, Brett	18	0	1	1	0	4	0	0	0	0	0	0	20	0.0%
Pearce, Jordan	1	0	0	0	0	0	0	0	0	0	0	0	0	0.0%
Torquato, Zack	1	0	0	0	0	0	0	0	0	0	0	0	0	0.0%
Raedeke, Brent	2	0	0	0	-1	0	0	0	0	0	0	0	3	0.0%
Charleston, Dan	3	0	0	0	0	4	0	0	0	0	0	0	3	0.0%
Gelech, Randall	5	0	0	0	-1	2	0	0	0	0	0	0	6	0.0%
Larsson, Daniel	40	0	0	0	0	0	0	0	0	0	0	0	0	0.0%
Howard, Jimmy	45	0	0	0	0	6	0	0	0	0	0	0	0	0.0%
Bench	80	6		6		12								
Griffins Totals	80	255	434	683		963	77	11	37	48	2	14	2512	10.2%
Opponent Totals	80	226				1031	51	12	31	32	6		2438	9.3%

REGULAR SEASON

Goalie	GP	MIN	GAA	W	L	SOL	EN	SO	GA	SAVES	SPCT
Howard, Jimmy	45	2644:25	2.54	21	18	4	1	4	112	1215	0.916
Larsson, Daniel	40	2152:20	2.76	22	12	2	3	5	99	964	0.907
Pearce, Jordan	1	58:44	5.11	0	1	0	0	0	5	33	0.868
Griffins Totals	80	4877:20	2.78	43	31	6	4	9	226	2212	0.907
Opponent Totals	80	4877:20	3.14	37	37	6	8	1	255	2257	0.898



2019-20 SEASON

2008-09 SEASON

REGULAR SEASON

Scoring by Period

1st PER		2nd PER		3rd PER		OVERTIME		SHOOTOUT		TOTALS	
GF	GA	GF	GA	GF	GA	GF	GA	GF	GA	GF	GA
75	62	93	78	79	74	2	6	6	6	255	226

Shots by Period

1st PER		2nd PER		3rd PER		OVERTIME		SHOOTOUT		TOTALS	
SF	SA	SF	SA	SF	SA	SF	SA	SF	SA	SF	SA
816	774	855	884	797	731	38	43	6	6	2512	2438

Power Play: 77-391 (19.7%) 4th of 29 in AHL

Penalty Kill: 306-357 (85.7%) 3rd of 29 in AHL

PLAYOFFS

Player	GP	G	A	PTS	+/-	PIM	PP	SH	GW	FG	OT	UG	SHT	PCT
Leino, Ville	10	3	10	13	0	10	2	0	0	0	0	0	24	12.5%
Haydar, Darren	10	4	7	11	5	4	2	0	1	0	0	0	27	14.8%
Abdelkader, Justin	10	6	2	8	2	23	1	0	2	0	0	1	42	14.3%
Lashoff, Brian	8	1	4	5	0	2	1	0	0	0	0	0	8	12.5%
Jozsa, Jason	10	0	5	5	3	7	0	0	0	0	0	0	8	0.0%
Stafford, Garrett	10	0	5	5	-1	4	0	0	0	0	0	0	14	0.0%
McCarty, Darren	10	3	1	4	-6	8	1	0	0	1	0	0	17	17.6%
Pare, Francis	10	2	2	4	1	2	0	0	0	1	0	0	14	14.3%
Kindl, Jakob	10	2	1	3	-2	2	0	1	1	1	0	0	29	6.9%
Andersson, Joakim	10	1	2	3	-4	4	0	0	0	0	0	0	15	6.7%
Gagnon, Aaron	10	1	2	3	2	2	0	0	0	1	0	0	12	8.3%
Galvin, Tom	10	1	2	3	-3	8	1	0	0	1	0	0	6	16.7%
Tardif, Jamie	10	2	0	2	2	8	0	0	0	0	0	0	23	8.7%
Ritola, Mattias	8	0	2	2	-3	0	0	0	0	0	0	0	9	0.0%
Emmerton, Cory	9	1	0	1	2	2	0	0	0	0	0	0	11	9.1%
Peterson, Brett	1	0	1	1	1	0	0	0	0	0	0	0	1	0.0%
Mursak, Jan	6	0	1	1	2	0	0	0	0	0	0	0	11	0.0%
Lemieux, Francis	7	0	1	1	-2	8	0	0	0	0	0	0	8	0.0%
Downey, Aaron	10	0	1	1	0	44	0	0	0	0	0	0	4	0.0%
Pyett, Logan	1	0	0	0	0	0	0	0	0	0	0	0	1	0.0%
Howard, Jimmy	10	0	0	0	0	0	0	0	0	0	0	0	0	0.0%
Kolosov, Sergei	10	0	0	0	4	9	0	0	0	0	0	0	5	0.0%
Bench	10	0		0		0								
Griffins Totals	10	27	49	76		147	8	1	4	5	0	1	289	9.3%
Opponent Totals	10	25	37	62		150	7	2	6	5	1	3	241	10.4%

PLAYOFFS

Goalie	GP	MIN	GAA	W	L	EN	SO	GA	SAVES	SPCT
Howard, Jimmy	10	598:26	2.41	4	6	1	0	24	216	0.900
Griffins Totals	10	602:42	2.49	4	6	1	0	25	216	0.896
Opponent Totals	10	602:42	2.69	6	4	2	0	27	262	0.907

PLAYOFFS

Scoring by Period

1st PER		2nd PER		3rd PER		OVERTIME		TOTALS	
GF	GA	GF	GA	GF	GA	GF	GA	GF	GA
9	9	6	6	12	9	0	1	27	25

Shots by Period

1st PER		2nd PER		3rd PER		OVERTIME		TOTALS	
SF	SA	SF	SA	SF	SA	SF	SA	SF	SA
89	78	92	97	107	65	1	1	289	241

Power Play: 8-45 (17.8%) 6th of 16 in AHL

Penalty Kill: 36-43 (83.7%) 7th of 16 in AHL

2008-09 RESULTS

GAME	DATE	OPP/HOME ATT.	SCORE	RECORD
1	10/11	@ Le	3-4 OTL	0-0-1-0
2	10/18	@ Le	4-3 SOW	1-0-1-0
3	10/19	@ Tor	7-3 W	2-0-1-0
4	10/25	HAM (10,834)	6-4 W	3-0-1-0
5	10/26	NOR (3,270)	6-3 W	4-0-1-0
6	10/29	SYR (2,854)	1-2 SOL	4-0-1-1
7	10/31	@ Mil	2-3 OTL	4-0-2-1
8	11/1	MIL (5,144)	4-5 L	4-1-2-1
9	11/7	LE (6,794)	5-1 W	5-1-2-1
10	11/8	@ Peo	3-5 L	5-2-2-1
11	11/11	HOU (7,352)	1-0 W	6-2-2-1
12	11/14	HFD (7,179)	3-2 W	7-2-2-1
13	11/15	@ Qc	3-1 W	8-2-2-1
14	11/16	@ Mil	4-5 L	8-3-2-1
15	11/18	@ Mil	2-3 L	8-4-2-1
16	11/21	WBS (7,430)	2-3 SOL	8-4-2-2
17	11/22	@ Chi	3-6 L	8-5-2-2
18	11/23	@ Iow	5-4 OTW	9-5-2-2
19	11/26	MCH (3,129)	2-3 SOL	9-5-2-3
20	11/28	CHI (7,361)	3-2 W	10-5-2-3
21	11/29	RCH (5,392)	3-1 W	11-5-2-3
22	11/30	@ Chi	1-0 W	12-5-2-3
23	12/5	TOR (9,117)	2-3 OTL	12-5-3-3
24	12/6	HAM (9,628)	2-5 L	12-6-3-3
25	12/12	@ Mtb	6-5 W	13-6-3-3
26	12/13	@ Mtb	2-4 L	13-7-3-3
27	12/17	SYR (2,914)	5-1 W	14-7-3-3
28	12/19	MIL (6,658)	6-3 W	15-7-3-3
29	12/20	MIL (5,982)	2-0 W	16-7-3-3
30	12/21	@ Rch	6-0 W	17-7-3-3
31	12/26	PEO (6,497)	3-4 OTL	17-7-4-3
32	12/27	LE (5,881)	2-0 W	18-7-4-3
33	12/30	@ Peo	3-1 W	19-7-4-3
34	12/31	IOW (8,084)	6-0 W	20-7-4-3
35	1/2	@ Hfd	1-3 L	20-8-4-3
36	1/3	@ Mch	2-1 W	21-8-4-3
37	1/7	RFD (6,101)	6-5 SOW	22-8-4-3
38	1/9	PHI (7,331)	3-4 OTL	22-8-5-3
39	1/10	PHI (6,740)	4-0 W	23-8-5-3
40	1/14	@ Ham	3-1 W	24-8-5-3

GAME	DATE	OPP/HOME ATT.	SCORE	RECORD
41	1/16	MTB (8,589)	4-6 L	24-9-5-3
42	1/17	@ Rfd	3-2 W	25-9-5-3
43	1/19	@ Rfd	1-2 OTL	25-9-6-3
44	1/21	TOR (5,884)	3-2 OTW	26-9-6-3
45	1/23	QC (7,694)	2-1 SOW	27-9-6-3
46	1/24	QC (9,370)	1-0 SOW	28-9-6-3
47	1/30	RCH (7,745)	2-3 SOL	28-9-6-4
48	1/31	RCH (8,306)	8-4 W	29-9-6-4
49	2/4	@ Qc	3-2 W	30-9-6-4
50	2/6	CHI (7,718)	6-3 W	31-9-6-4
51	2/7	LE (6,096)	1-4 L	31-10-6-4
52	2/8	@ Tor	5-10 L	31-11-6-4
53	2/10	@ Mil	3-4 L	31-12-6-4
54	2/13	@ Syr	1-2 SOL	31-12-6-5
55	2/14	@ Tor	4-5 L	31-13-6-5
56	2/18	@ Rch	2-1 SOW	32-13-6-5
57	2/20	MTB (10,834)	5-1 W	33-13-6-5
58	2/21	LE (9,970)	2-4 L	33-14-6-5
59	2/22	SA (5,517)	5-4 W	34-14-6-5
60	2/27	@ Syr	5-6 L	34-15-6-5
61	2/28	@ Le	2-3 SOL	34-15-6-6
62	3/1	@ Tor	5-4 W	35-15-6-6
63	3/4	RFD (7,178)	3-1 W	36-15-6-6
64	3/5	@ Hou	1-2 L	36-16-6-6
65	3/7	@ Sa	5-1 W	37-16-6-6
66	3/13	PEO (8,759)	4-1 W	38-16-6-6
67	3/14	PEO (9,177)	1-3 L	38-17-6-6
68	3/15	MIL (10,834)	1-2 L	38-18-6-6
69	3/20	TOR (10,834)	2-1 SOW	39-18-6-6
70	3/21	TOR (10,834)	3-2 W	40-18-6-6
71	3/22	@ Le	3-2 W	41-18-6-6
72	3/25	@ Wbs	3-5 L	41-19-6-6
73	3/27	@ Nor	2-1 W	42-19-6-6
74	3/28	@ Phi	4-7 L	42-20-6-6
75	3/29	@ Phi	1-4 L	42-21-6-6
76	4/3	@ Ham	3-6 L	42-22-6-6
77	4/4	@ Ham	2-4 L	42-23-6-6
78	4/5	@ Rch	3-0 W	43-23-6-6
79	4/10	HAM (10,834)	2-3 L	43-24-6-6
80	4/11	@ Peo	2-5 L	43-25-6-6

North Division Semifinals - #3 Grand Rapids defeated #2 Hamilton, 4-2

P1	4/17	@ Ham	4-3 W	1-0
P2	4/18	@ Ham	3-1 W	2-0
P3	4/20	HAM (3,468)	4-5 L	2-1
P4	4/22	HAM (3,990)	3-4 OTL	2-2
P5	4/24	HAM (5,110)	4-1 W	3-2
P6	4/26	@ Ham	4-1 W	4-2

North Division Finals - #3 Grand Rapids lost to #1 Manitoba, 0-4

P7	5/1	@ Mtb	1-2 L	0-1
P8	5/2	@ Mtb	1-2 L	0-2
P9	5/4	MTB (2,541)	1-3 L	0-3
P10	5/6	MTB (2,019)	2-3 L	0-4

OPENING NIGHT LINEUP

2	Atherton	D	16	Oulahan	F
3	Pyett	D	18	Ritola	F
4	Ericsson	D	19	Abdelkader	F
5	Kindl	D	20	Haydar	F
7	Stafford	D	23	Tardif	F
8	Emmertson	F	26	L. Wilson	F
9	McGrath	F	28	Kolosov	D
11	Leino	F	30	Reichmuth	G
13	Mursak	F	31	Larsson	G
15	Helm	F	44	Downey	F

SEASON FINALE LINEUP

5	Kindl	D	20	Haydar	F
6	Brett Peterson	D	21	Lemieux	F
7	Stafford	D	23	Tardif	F
8	Emmertson	F	25	McCarty	F
10	Jozsa	D	26	Andersson	F
11	Leino	F	27	A. Gagnon	F
12	Galvin	D	28	Kolosov	D
13	Mursak	F	31	Larsson	G
17	Pare	F	33	Howard	G
19	Abdelkader	F	44	Downey	F

2007-08 SEASON

**Regular Season – 5th of 7 in North Division, 13th of 15 in Western Conference,
25th of 29 in AHL**

Overall: 31-41-2-6, 70 points
Home: 18-18-1-3, 40 points
Road: 13-23-1-3, 30 points

Playoffs – Did Not Qualify

General Manager – Bob McNamara

Head Coach – Mike Stothers

Assistant Coach – Jim Paek

Medical Therapist – Rob Snitzer

Equipment Manager – Brad Thompson



REGULAR SEASON

Player	GP	G	A	PTS	+/-	PIM	PP	SH	GW	FG	OT	UG	SHT	PCT
Corazzini, Carl	80	24	36	60	-19	14	12	1	5	6	1	2	274	8.8%
Cullen, Mark	59	16	31	47	-10	61	8	2	1	2	0	2	158	10.1%
Stafford, Garrett	69	11	33	44	-4	36	7	1	0	2	0	0	141	7.8%
Hartigan, Mark	48	23	19	42	-6	76	8	1	4	6	0	2	160	14.4%
McGrath, Evan	78	18	17	35	-7	26	6	0	2	0	1	2	153	11.8%
Tardif, Jamie	80	17	17	34	-6	90	4	0	1	2	0	2	246	6.9%
Ericsson, Jonathan	69	10	24	34	4	83	6	0	0	5	0	2	124	8.1%
Helm, Darren	67	16	15	31	-13	30	2	2	3	3	0	3	181	8.8%
Oulahen, Ryan	75	14	16	30	-11	47	4	1	3	1	0	2	165	8.5%
Ritola, Mattias	72	7	15	22	10	62	0	0	2	1	0	1	117	6.0%
Quincey, Kyle	66	5	15	20	-6	149	2	0	1	0	0	1	144	3.5%
Kindl, Jakub	75	3	14	17	-34	82	2	0	0	0	0	1	80	3.8%
Galvin, Tom	75	1	16	17	10	46	0	1	0	0	0	0	49	2.0%
Engelhardt, Brett	42	8	8	16	-9	33	3	0	2	1	0	1	101	7.9%
Gelech, Randall	70	7	8	15	-9	37	1	0	1	2	0	0	109	6.4%
Insana, Jon	65	0	13	13	-6	39	0	0	0	0	0	0	57	0.0%
Lemieux, Francis	26	6	5	11	0	28	0	0	1	2	0	1	45	13.3%
McCarty, Darren	13	5	5	10	-1	21	1	0	1	0	0	0	29	17.2%
Redenbach, Tyler	28	3	7	10	-4	10	1	0	0	0	0	0	48	6.3%
Ryno, Johan	12	3	4	7	3	8	1	0	0	0	0	0	20	15.0%
Jozsa, Jason	23	1	5	6	-8	12	1	0	0	0	0	0	34	2.9%
O'Leary, Mark	16	3	1	4	-3	29	0	0	0	0	0	0	21	14.3%
Meech, Derek	6	1	1	2	-7	0	1	0	0	0	0	0	11	9.1%
Ference, Brad	32	1	1	2	-5	78	0	0	0	0	0	1	32	3.1%
Kinley, Cleve	10	0	2	2	-2	2	0	0	0	0	0	0	9	0.0%
Fojtik, Josef	13	0	2	2	-4	12	0	0	0	0	0	0	20	0.0%
Howard, Jimmy	54	0	2	2	0	28	0	0	0	0	0	0	0	0.0%
Walsh, Mike	9	1	0	1	-5	2	0	0	0	0	0	0	7	14.3%
Torquato, Zack	11	1	0	1	0	8	0	0	0	0	0	0	11	9.1%
Keefe, Adam	32	1	0	1	-5	124	0	0	0	0	0	0	17	5.9%
Karlender, Kory	2	0	1	1	1	2	0	0	0	0	0	0	4	0.0%
Hay, Darrell	4	0	1	1	-3	2	0	0	0	0	0	0	4	0.0%
Emmerton, Cory	7	0	1	1	0	0	0	0	0	0	0	0	11	0.0%
Turple, Dan	1	0	0	0	0	0	0	0	0	0	0	0	0	0.0%
Moyer, Russ	2	0	0	0	-2	0	0	0	0	0	0	0	0	0.0%
Mueller, Chris	2	0	0	0	2	0	0	0	0	0	0	0	3	0.0%
Novotney, Landon	2	0	0	0	0	0	0	0	0	0	0	0	2	0.0%
Rudkowsky, Cody	2	0	0	0	0	0	0	0	0	0	0	0	0	0.0%
Grigorenko, Igor	5	0	0	0	-1	4	0	0	0	0	0	0	8	0.0%
Clark, Neil	14	0	0	0	-3	14	0	0	0	0	0	0	7	0.0%
Berkhoel, Adam	31	0	0	0	0	2	0	0	0	0	0	0	0	0.0%
Bench	80	4		4		16								
Griffins Totals	80	210	335	545		1313	70	9	27	33	2	23	2606	8.1%
Opponent Totals	80	245	409	654		1370	74	10	43	47	2	13	2338	10.5%

REGULAR SEASON

Goalie	GP	MIN	GAA	W	L	SOL	EN	SO	GA	SAVES	SPCT
Howard, Jimmy	54	3097:11	2.83	21	28	2	4	2	146	1421	0.907
Berkhoel, Adam	31	1697:07	2.93	10	14	4	3	1	83	657	0.888
Turple, Dan	1	20:00	3.00	0	0	0	0	0	1	6	0.857
Rudkowsky, Cody	2	14:17	8.40	0	1	0	0	0	2	9	0.818
Griffins Totals	80	4860:18	3.02	31	43	6	7	3	245	2093	0.895
Opponent Totals	80	4860:18	2.59	49	27	4	4	6	210	2396	0.919



2019-20 SEASON

2007-08 SEASON

REGULAR SEASON

1st PER		2nd PER		3rd PER		Scoring by Period OVERTIME		SHOOTOUT		TOTALS	
GF	GA	GF	GA	GF	GA	GF	GA	GF	GA	GF	GA
68	80	71	73	65	84	2	2	4	6	210	245

1st PER		2nd PER		3rd PER		Shots by Period OVERTIME		SHOOTOUT		TOTALS	
SF	SA	SF	SA	SF	SA	SF	SA	SF	SA	SF	SA
886	739	885	837	796	726	35	30	4	6	2606	2338
Power Play:		70-427 (16.4%)		18th of 29 in AHL							
Penalty Kill:		350-424 (82.5%)		18th of 29 in AHL							

2007-08 RESULTS

GAME	DATE	OPP/HOME ATT.	SCORE	RECORD
1	10/6	@ Le	3-2 W	1-0-0-0
2	10/11	@ Mtb	4-2 W	2-0-0-0
3	10/13	@ Mtb	4-3 OTW	3-0-0-0
4	10/20	RFD (10,834)	1-5 L	3-1-0-0
5	10/21	QC (3,406)	2-3 L	3-2-0-0
6	10/24	@ Ham	5-3 W	4-2-0-0
7	10/27	@ Peo	5-3 W	5-2-0-0
8	10/28	PEO (3,232)	1-7 L	5-3-0-0
9	11/1	RCH (4,595)	1-3 L	5-4-0-0
10	11/2	@ Rch	3-5 L	5-5-0-0
11	11/9	@ Rfd	5-6 SOL	5-5-0-1
12	11/10	TOR (7,110)	4-5 L	5-6-0-1
13	11/13	QC (7,525)	1-3 L	5-7-0-1
14	11/15	@ Mtb	1-2 L	5-8-0-1
15	11/16	@ Mtb	2-4 L	5-9-0-1
16	11/21	HAM (3,299)	3-6 L	5-10-0-1
17	11/23	IOW (4,877)	2-3 SOL	5-10-0-2
18	11/24	IOW (4,634)	4-1 W	6-10-0-2
19	11/25	@ Rfd	1-3 L	6-11-0-2
20	11/28	@ Tor	6-1 W	7-11-0-2
21	11/30	@ Sa	1-4 L	7-12-0-2
22	12/1	@ Hou	3-4 OTL	7-12-1-2
23	12/2	@ Mil	1-0 W	8-12-1-2
24	12/5	LE (2,911)	3-2 W	9-12-1-2
25	12/7	SYR (6,376)	2-0 W	10-12-1-2
26	12/8	SYR (9,262)	1-2 L	10-13-1-2
27	12/12	HAM (4,212)	2-1 SOW	11-13-1-2
28	12/14	HAM (4,734)	4-3 SOW	12-13-1-2
29	12/15	MIL (5,510)	1-2 L	12-14-1-2
30	12/18	@ Mil	3-4 L	12-15-1-2
31	12/21	RFD (3,270)	2-1 SOW	13-15-1-2
32	12/22	CHI (6,396)	3-4 OTL	13-15-2-2
33	12/26	@ Le	1-2 SOL	13-15-2-3
34	12/27	@ Tor	0-2 L	13-16-2-3
35	12/29	MIL (4,910)	4-2 W	14-16-2-3
36	12/31	HAM (7,701)	0-1 L	14-17-2-3
37	1/4	@ Ham	1-4 L	14-18-2-3
38	1/5	@ Syr	2-1 W	15-18-2-3
39	1/9	@ Qc	4-5 SOL	15-18-2-4
40	1/11	PEO (5,735)	4-6 L	15-19-2-4

GAME	DATE	OPP/HOME ATT.	SCORE	RECORD
41	1/12	PEO (8,912)	1-2 SOL	15-19-2-5
42	1/16	RCH (4,936)	4-3 SOW	16-19-2-5
43	1/18	RCH (8,451)	3-1 W	17-19-2-5
44	1/20	@ Chi	5-2 W	18-19-2-5
45	1/25	@ Mil	0-4 L	18-20-2-5
46	1/26	CHI (9,802)	3-5 L	18-21-2-5
47	1/31	@ Peo	1-4 L	18-22-2-5
48	2/1	@ low	0-3 L	18-23-2-5
49	2/2	@ low	3-2 W	19-23-2-5
50	2/8	@ Le	4-1 W	20-23-2-5
51	2/9	@ Le	2-3 L	20-24-2-5
52	2/10	@ Rch	0-1 L	20-25-2-5
53	2/15	LE (10,062)	6-3 W	21-25-2-5
54	2/16	MIL (10,834)	4-6 L	21-26-2-5
55	2/19	SA (5,962)	5-4 W	22-26-2-5
56	2/22	MTB (8,117)	1-4 L	22-27-2-5
57	2/23	MTB (10,834)	1-0 W	23-27-2-5
58	2/24	@ Qc	1-6 L	23-28-2-5
59	2/27	@ Ham	3-5 L	23-29-2-5
60	2/29	@ Peo	4-2 W	24-29-2-5
61	3/2	LE (7,846)	6-4 W	25-29-2-5
62	3/5	TOR (6,526)	5-3 W	26-29-2-5
63	3/6	@ Mil	2-4 L	26-30-2-5
64	3/8	@ Le	3-5 L	26-31-2-5
65	3/12	TOR (6,373)	7-1 W	27-31-2-5
66	3/15	LE (9,523)	1-2 L	27-32-2-5
67	3/16	@ Tor	2-3 L	27-33-2-5
68	3/19	TOR (6,357)	1-2 L	27-34-2-5
69	3/21	@ Rch	2-4 L	27-35-2-5
70	3/22	@ Syr	2-5 L	27-36-2-5
71	3/26	LE (3,605)	6-1 W	28-36-2-5
72	3/28	MIL (8,771)	2-3 SOL	28-36-2-6
73	3/29	RCH (10,834)	2-5 L	28-37-2-6
74	3/30	@ Chi	4-6 L	28-38-2-6
75	4/2	@ Tor	0-2 L	28-39-2-6
76	4/4	HOU (10,834)	1-4 L	28-40-2-6
77	4/5	@ Rch	3-2 W	29-40-2-6
78	4/6	@ Ham	1-3 L	29-41-2-6
79	4/11	MTB (7,234)	6-3 W	30-41-2-6
80	4/12	MTB (9,563)	3-2 OTW	31-41-2-6

OPENING NIGHT LINEUP

2	Ference	D	13	Ryno	F
3	Hartigan	F	14	Corazzini	F
4	Ericsson	D	16	Oulahen	F
5	Kindl	D	17	Cullen	F
6	Ritola	F	19	Grigorenko	F
7	Stafford	D	21	Engelhardt	F
8	Kinley	D	25	Tardif	F
9	McGrath	F	31	Berkhoel	G
11	Gelech	F	33	Howard	G
12	Galvin	D			

SEASON FINALE LINEUP

4	Ericsson	D	15	Helm	F
5	Kindl	D	18	Insana	D
6	Redenbach	F	21	Lemieux	F
7	Stafford	D	22	Quincey	D
8	Emmerton	F	25	Tardif	F
9	McGrath	F	26	Ritola	F
10	Mueller	F	31	Berkhoel	G
11	Gelech	F	33	Howard	G
12	Galvin	D	34	O'Leary	F
14	Corazzini	F			

2006-07 SEASON



Regular Season – 4th of 6 in North Division, 8th of 13 in Western Conference.

17th of 27 in AHL

Overall: 37-32-6-5, 85 points

Home: 22-13-2-3, 49 points

Road: 15-19-4-2, 36 points

Playoffs – Lost in North Division Semifinals

North Division Semifinals – Lost to #1 Manitoba, 3-4

General Manager – Bob McNamara

Head Coach – Greg Ireland

Assistant Coach – Jim Paek

Medical Therapist – Rob Snitzer

Equipment Manager – Brad Thompson

REGULAR SEASON

Player	GP	G	A	PTS	+/-	PIM	PP	SH	GW	FG	OT	UG	SHT	PCT
Miller, Kip	78	25	47	72	-5	48	10	0	3	2	1	2	149	16.8%
Ellis, Matt	65	26	23	49	0	44	10	5	5	7	0	2	256	10.2%
Hussey, Matt	75	15	29	44	1	36	4	1	1	3	0	2	225	6.7%
Langfeld, Josh	38	13	19	32	-1	44	6	1	1	2	0	1	138	9.4%
Bootland, Darryl	68	18	13	31	6	222	3	0	6	3	0	0	128	14.1%
Campbell, Jeff	61	10	21	31	3	2	2	1	1	3	0	0	103	9.7%
Himelfarb, Eric	69	15	15	30	-5	60	1	5	1	3	0	1	155	9.7%
Meech, Derek	67	6	23	29	0	40	0	3	0	1	0	0	96	6.3%
Ericsson, Jonathan	67	5	24	29	5	102	5	0	0	0	0	0	78	6.4%
Oulahen, Ryan	79	11	16	27	4	42	0	3	1	2	0	3	120	9.2%
Quincey, Kyle	65	4	18	22	-7	126	1	0	1	2	0	1	121	3.3%
Syvret, Danny	57	4	16	20	-5	16	1	0	2	0	0	0	72	5.6%
Keller, Ryan	38	9	8	17	-4	26	2	0	1	2	0	0	75	12.0%
Brooks, Brendan	51	9	8	17	-7	44	1	1	1	1	0	0	88	10.2%
Tardif, Jamie	27	9	6	15	5	18	2	1	2	2	0	0	70	12.9%
McGrath, Evan	59	6	8	14	-1	41	0	0	1	0	0	1	60	10.0%
Kolanos, Krys	17	6	6	12	4	8	2	0	0	4	0	0	45	13.3%
Barney, Scott	40	4	8	12	-1	26	1	0	0	1	0	0	73	5.5%
Smith, Dan	80	1	10	11	13	97	0	0	0	0	0	0	63	1.6%
Voce, Tony	25	4	6	10	1	37	1	0	0	2	0	0	44	9.1%
Simon, Ben	21	4	5	9	1	28	1	3	1	1	0	1	37	10.8%
Parse, Scott	10	2	5	7	-2	6	0	0	0	0	0	0	26	7.7%
Galvin, Tom	41	0	7	7	7	32	0	0	0	0	0	0	37	0.0%
Insana, Jon	44	3	3	6	12	22	0	0	0	1	0	1	29	10.3%
Johansson, Jonas	12	3	2	5	1	10	2	0	1	1	0	0	27	11.1%
Norton, Brad	43	1	4	5	0	102	0	0	0	0	0	0	16	6.3%
Filppula, Valtteri	3	2	2	4	2	2	0	0	0	0	0	0	6	33.3%
Naumenko, Nick	6	0	3	3	-2	8	0	0	0	0	0	0	13	0.0%
Keefe, Adam	16	0	3	3	3	97	0	0	0	0	0	0	19	0.0%
Radunske, Brock	20	2	0	2	-3	12	0	0	0	1	0	0	26	7.7%
Beckett, Jason	4	1	0	1	1	2	0	0	0	0	0	0	1	100.0%
Howard, Jimmy	49	0	1	1	0	6	0	0	0	0	0	0	0	0.0%
Cyr, Ryan	1	0	0	0	0	0	0	0	0	0	0	0	0	0.0%
Jackson, Jim	1	0	0	0	0	0	0	0	0	0	0	0	0	0.0%
Kinley, Cleve	1	0	0	0	0	2	0	0	0	0	0	0	1	0.0%
Plante, Philippe	1	0	0	0	0	2	0	0	0	0	0	0	0	0.0%
Vicari, Dominic	1	0	0	0	0	0	0	0	0	0	0	0	0	0.0%
Watt, Mike	1	0	0	0	0	0	0	0	0	0	0	0	1	0.0%
Burke, Gerry	2	0	0	0	0	0	0	0	0	0	0	0	0	0.0%
Goulet, Stephane	2	0	0	0	0	2	0	0	0	0	0	0	0	0.0%
MacDonald, Joey	2	0	0	0	0	0	0	0	0	0	0	0	0	0.0%
Walsh, Mike	5	0	0	0	-1	0	0	0	0	0	0	0	0	0.0%
Liv, Stefan	35	0	0	0	0	6	0	0	0	0	0	0	0	0.0%
Bench	80	8		8		36								
Griffins Totals	80	226	359	585		1454	55	24	29	44	1	15	2406	9.4%
Opponent Totals	80	244	395	639		1352	85	11	38	35	6	20	2411	10.1%



2019-20 SEASON

2006-07 SEASON

REGULAR SEASON

Goalie	GP	MIN	GAA	W	L	SOL	EN	SO	GA	SAVES	SPCT
Cyr, Ryan	1	36:48	1.63	0	0	0	0	0	1	13	0.929
Howard, Jimmy	49	2776:13	2.70	21	21	3	4	6	125	1286	0.911
MacDonald, Joey	2	122:54	2.93	1	1	0	1	0	6	53	0.898
Liv, Stefan	34	1893:08	3.01	15	15	2	3	2	95	812	0.895
Vicari, Dominic	1	23:04	10.40	0	1	0	0	0	4	3	0.429
Griffins Totals	80	4885:04	3.00	37	38	5	8	8	244	2167	0.899
Opponent Totals	80	4885:04	2.78	43	29	8	7	2	226	2180	0.906

REGULAR SEASON

1st PER		2nd PER		3rd PER		OVERTIME		SHOOTOUT		TOTALS	
GF	GA	GF	GA	GF	GA	GF	GA	GF	GA	GF	GA
70	61	79	86	68	86	1	6	8	5	226	244

1st PER		2nd PER		3rd PER		OVERTIME		TOTALS	
SF	SA	SF	SA	SF	SA	SF	SA	SF	SA
768	769	844	825	747	765	39	47	2406	2411

Power Play: 55-441 (12.5%) 27th of 27 in AHL
Penalty Kill: 420-505 (83.2%) T12th of 27 in AHL

PLAYOFFS

Player	GP	G	A	PTS	+/-	PIM	PP	SH	GW	FG	OT	UG	SHT	PCT
Ellis, Matt	7	4	3	7	0	4	1	1	2	1	1	1	36	11.1%
Voce, Tony	7	3	2	5	3	6	0	0	1	0	1	0	17	17.6%
Miller, Kip	7	0	5	5	-3	12	0	0	0	0	0	0	3	0.0%
Norton, Brad	7	1	2	3	5	24	0	0	0	0	0	0	4	25.0%
Hussey, Matt	6	1	1	2	2	2	0	0	0	0	0	0	15	6.7%
Kindl, Jakub	7	0	2	2	1	0	0	0	0	0	0	0	10	0.0%
Mursak, Jan	7	0	2	2	3	2	0	0	0	0	0	0	7	0.0%
Oulahen, Ryan	7	0	2	2	4	4	0	0	0	0	0	0	12	0.0%
Insana, Jon	5	1	0	1	-2	4	0	0	0	0	0	0	5	20.0%
Bootland, Darryl	6	1	0	1	-1	32	0	0	0	0	0	0	14	7.1%
Himelfarb, Eric	7	1	0	1	-7	12	0	0	0	0	0	0	21	4.8%
Parse, Scott	7	1	0	1	0	8	0	0	0	0	0	0	6	16.7%
Meech, Derek	7	0	1	1	1	4	0	0	0	0	0	0	15	0.0%
Smith, Dan	7	0	1	1	-1	8	0	0	0	0	0	0	7	0.0%
Emmertson, Cory	2	0	0	0	0	0	0	0	0	0	0	0	0	0.0%
Quincey, Kyle	2	0	0	0	-1	0	0	0	0	0	0	0	4	0.0%
Tardif, Jamie	2	0	0	0	0	0	0	0	0	0	0	0	3	0.0%
Campbell, Jeff	5	0	0	0	0	2	0	0	0	0	0	0	5	0.0%
Ericsson, Jonathan	7	0	0	0	-1	8	0	0	0	0	0	0	5	0.0%
Howard, Jimmy	7	0	0	0	0	4	0	0	0	0	0	0	0	0.0%
McGrath, Evan	7	0	0	0	2	0	0	0	0	0	0	0	5	0.0%
Simon, Ben	7	0	0	0	-2	9	0	0	0	0	0	0	15	0.0%
Bench	7	0		0		2								
Griffins Totals	7	13	21	34		147	1	1	3	1	2	1	209	6.2%
Opponent Totals	7	16	26	42		97	5	2	4	6	0	2	193	8.3%

PLAYOFFS

Goalie	GP	MIN	GAA	W	L	EN	SO	GA	SAVES	SPCT
Howard, Jimmy	7	434:08	1.93	3	4	2	0	14	177	0.927
Griffins Totals	7	436:59	2.20	3	4	2	0	16	177	0.917
Opponent Totals	7	436:59	1.78	4	3	1	1	13	196	0.938

PLAYOFFS

1st PER		2nd PER		3rd PER		OVERTIME		TOTALS	
GF	GA	GF	GA	GF	GA	GF	GA	GF	GA
4	5	2	3	5	8	2	0	13	16

1st PER		2nd PER		3rd PER		OVERTIME		TOTALS	
SF	SA	SF	SA	SF	SA	SF	SA	SF	SA
62	59	57	62	82	66	8	6	209	193

Power Play: 1-29 (3.4%) 16th of 16 in AHL
Penalty Kill: 43-48 (89.6%) 2nd of 16 in AHL

2006-07 RESULTS

GAME	DATE	OPP/HOME ATT.	SCORE	RECORD	GAME	DATE	OPP/HOME ATT.	SCORE	RECORD
1	10/6	@ Sa	4-5 OTL	0-0-1-0	41	1/12	OMA (6,894)	0-4 L	19-16-4-2
2	10/7	@ Hou	3-1 W	1-0-1-0	42	1/13	WBS (10,834)	4-3 SOW	20-16-4-2
3	10/13	@ Tor	4-2 W	2-0-1-0	43	1/19	@ Ham	1-2 L	20-17-4-2
4	10/14	OMA (10,834)	3-4 L	2-1-1-0	44	1/20	@ Ham	1-5 L	20-18-4-2
5	10/20	HOU (3,056)	2-1 W	3-1-1-0	45	1/24	@ Rch	4-5 L	20-19-4-2
6	10/21	HOU (3,116)	3-4 SOL	3-1-1-1	46	1/26	@ Rch	1-5 L	20-20-4-2
7	10/25	RCH (3,591)	3-4 L	3-2-1-1	47	1/27	TOR (10,834)	6-3 W	21-20-4-2
8	10/27	TOR (3,074)	0-4 L	3-3-1-1	48	2/7	SYR (4,182)	4-3 W	22-20-4-2
9	10/28	PHI (3,412)	6-2 W	4-3-1-1	49	2/9	@ low	4-0 W	23-20-4-2
10	11/3	MTB (3,296)	4-0 W	5-3-1-1	50	2/10	@ low	5-3 W	24-20-4-2
11	11/4	MTB (7,022)	5-4 SOW	6-3-1-1	51	2/16	SA (7,012)	5-2 W	25-20-4-2
12	11/7	@ Mtb	1-2 L	6-4-1-1	52	2/17	SA (10,319)	4-2 W	26-20-4-2
13	11/8	@ Mtb	1-2 L	6-5-1-1	53	2/18	@ Peo	3-7 L	26-21-4-2
14	11/10	MIL (3,543)	2-3 OTL	6-5-2-1	54	2/21	SYR (7,034)	4-3 SOW	27-21-4-2
15	11/11	ALB (5,149)	2-3 L	6-6-2-1	55	2/23	@ Peo	4-3 SOW	28-21-4-2
16	11/14	MIL (8,243)	1-8 L	6-7-2-1	56	2/24	HAM (10,834)	1-0 SOW	29-21-4-2
17	11/17	PEO (3,717)	1-3 L	6-8-2-1	57	2/25	HAM (6,638)	2-3 L	29-22-4-2
18	11/18	@ Chi	3-5 L	6-9-2-1	58	2/28	@ Rch	2-3 OTL	29-22-5-2
19	11/24	CHI (6,531)	6-4 W	7-9-2-1	59	3/3	@ Syr	3-5 L	29-23-5-2
20	11/25	@ Sa	5-3 W	8-9-2-1	60	3/4	@ Rch	3-1 W	30-23-5-2
21	11/26	@ Hou	1-6 L	8-10-2-1	61	3/6	PEO (7,489)	5-3 W	31-23-5-2
22	11/29	HAM (3,153)	2-3 SOL	8-10-2-2	62	3/9	@ Oma	1-0 W	32-23-5-2
23	12/1	RCH (7,051)	4-2 W	9-10-2-2	63	3/10	@ Oma	2-6 L	32-24-5-2
24	12/2	RCH (9,164)	4-1 W	10-10-2-2	64	3/14	IOW (7,546)	4-1 W	33-24-5-2
25	12/8	TOR (5,345)	2-3 L	10-11-2-2	65	3/16	MTB (10,834)	2-3 SOL	33-24-5-3
26	12/9	@ Tor	2-1 W	11-11-2-2	66	3/17	MTB (10,500)	2-3 L	33-25-5-3
27	12/13	@ Mil	2-1 SOW	12-11-2-2	67	3/18	@ Mil	2-3 OTL	33-25-6-3
28	12/15	MIL (5,643)	3-6 L	12-12-2-2	68	3/23	@ Mtb	2-3 SOL	33-25-6-4
29	12/16	@ Peo	2-4 L	12-13-2-2	69	3/24	@ Mtb	3-4 SOL	33-25-6-5
30	12/17	@ Mil	5-8 L	12-14-2-2	70	3/25	@ Tor	3-5 L	33-26-6-5
31	12/20	IOW (4,521)	3-4 OTL	12-14-3-2	71	3/28	MIL (8,449)	3-2 SOW	34-26-6-5
32	12/22	@ Peo	3-2 W	13-14-3-2	72	3/30	@ Ham	1-4 L	34-27-6-5
33	12/26	PEO (4,650)	3-4 L	13-15-3-2	73	3/31	CHI (10,834)	2-1 OTW	35-27-6-5
34	12/29	@ Mil	1-2 OTL	13-15-4-2	74	4/4	@ Syr	1-3 L	35-28-6-5
35	12/30	HAM (6,011)	2-0 W	14-15-4-2	75	4/6	TOR (10,834)	4-0 W	36-28-6-5
36	12/31	RCH (8,422)	3-0 W	15-15-4-2	76	4/7	@ Chi	3-5 L	36-29-6-5
37	1/5	@ Wbs	6-5 W	16-15-4-2	77	4/11	@ Ham	4-3 SOW	37-29-6-5
38	1/6	@ Alb	4-3 W	17-15-4-2	78	4/13	@ Ham	1-3 L	37-30-6-5
39	1/8	@ Phi	3-2 W	18-15-4-2	79	4/14	HAM (10,834)	2-4 L	37-31-6-5
40	1/10	PEO (4,212)	3-0 W	19-15-4-2	80	4/15	@ Tor	1-5 L	37-32-6-5

North Division Semifinals - #4 Grand Rapids lost to #1 Manitoba, 3-4

P1	4/19	@ Mtb	0-1 L	0-1
P2	4/21	@ Mtb	4-1 W	1-1
P3	4/23	MTB (2,754)	2-1 OTW	2-1
P4	4/25	MTB (3,153)	1-4 L	2-2
P5	4/27	MTB (3,598)	4-3 OTW	3-2
P6	4/29	@ Mtb	1-2 L	3-3
P7	5/1	@ Mtb	1-4 L	3-4

OPENING NIGHT LINEUP

1	Liv	G	19	Himelfarb	F
2	Beckett	D	21	Langfeld	F
3	Syvret	D	22	Quincey	D
4	Dan Smith	D	23	Ellis	F
8	Naumenko	D	25	Barney	F
9	Kip Miller	F	26	Brooks	F
11	Kolanos	F	27	Bootland	F
14	Matt Hussey	F	28	Meech	D
16	Oulahen	F	33	Howard	G
17	McGrath	F			

SEASON FINALE LINEUP

1	Liv	G	16	Oulahen	F
4	Dan Smith	D	17	McGrath	F
5	Norton	D	18	Insana	D
6	Ericsson	D	19	Himelfarb	F
8	B. Simon	F	20	Tardif	F
9	Kip Miller	F	23	Ellis	F
10	Kindl	D	27	Bootland	F
11	Mursak	F	28	Meech	D
13	Voce	F	29	Parse	F
14	Matt Hussey	F	33	Howard	G

2005-06 SEASON



Regular Season – 1st of 7 in North Division, 1st of 14 in Western Conference,

1st of 27 in AHL

Overall: 55-20-1-4, 115 points

Home: 30-6-1-3, 64 points

Road: 25-14-0-1, 51 points

Playoffs – Lost in Western Conference Finals

North Division Semifinals – Defeated #4 Toronto, 4-1

North Division Finals – Defeated #3 Manitoba, 4-3

Western Conference Finals – Lost to #1 Milwaukee, 0-4

General Manager – Bob McNamara

Head Coach – Greg Ireland

Assistant Coach – Jim Paek

Medical Therapist – Rob Snitzer

Equipment Manager – Brad Thompson

REGULAR SEASON

Player	GP	G	A	PTS	+/-	PIM	PP	SH	GW	FG	OT	UG	SHT	PCT
Hudler, Jiri	76	36	60	96	5	56	11	1	7	5	2	2	242	14.9%
MacLean, Donald	76	56	32	88	18	63	21	0	9	6	2	5	271	20.7%
Manlow, Eric	80	25	48	73	5	44	15	1	2	4	0	0	190	13.2%
Kopecky, Tomas	77	32	40	72	24	123	8	0	3	3	0	2	243	13.2%
Filppula, Valtteri	74	20	50	70	23	30	5	1	4	1	0	0	132	15.2%
McDonnell, Kent	77	21	37	58	-11	171	15	1	5	2	0	1	242	8.7%
Bootland, Darryl	77	27	29	56	18	390	11	1	4	6	0	2	150	18.0%
Helmer, Bryan	80	12	44	56	25	138	9	0	3	2	2	0	216	5.6%
DiCasmirro, Nate	72	16	36	52	27	97	3	1	3	4	0	2	100	16.0%
Ellis, Matt	74	20	28	48	18	61	3	3	2	1	0	3	202	9.9%
Wilson, Clay	60	10	27	37	17	40	5	3	3	2	0	1	113	8.8%
Quincey, Kyle	70	7	26	33	15	107	2	0	0	1	0	0	128	5.5%
Himelfarb, Eric	62	10	18	28	-6	60	5	0	3	0	0	0	83	12.0%
Meech, Derek	79	4	16	20	3	85	1	0	0	1	0	0	100	4.0%
Oulahen, Ryan	75	9	10	19	0	20	0	0	0	0	0	0	82	11.0%
Lebda, Brett	25	4	14	18	13	42	2	0	0	0	0	0	55	7.3%
Martens, Nick	67	4	12	16	8	54	3	0	0	1	0	0	53	7.5%
Richards, Travis	13	0	4	4	8	10	0	0	0	0	0	0	6	0.0%
Nelson, Jeff	2	1	2	3	3	6	0	0	1	0	0	0	2	50.0%
Insana, Jon	8	1	2	3	1	6	0	0	0	0	0	0	6	16.7%
Hackert, Michael	16	0	3	3	1	14	0	0	0	0	0	0	20	0.0%
Howard, Jimmy	38	0	3	3	0	17	0	0	0	0	0	0	0	0.0%
Amadio, Greg	64	0	3	3	10	140	0	0	0	0	0	0	26	0.0%
Virtue, Terry	12	1	1	2	2	33	1	0	0	0	0	0	13	7.7%
Keller, Ryan	10	1	0	1	-2	14	0	0	0	0	0	0	21	4.8%
Legace, Manny	1	0	1	1	0	0	0	0	0	0	0	0	0	0.0%
Kindl, Jakub	3	0	1	1	-1	2	0	0	0	0	0	0	2	0.0%
Jackson, Todd	5	0	1	1	1	2	0	0	0	0	0	0	5	0.0%
Bonello, Brad	8	0	1	1	0	12	0	0	0	0	0	0	6	0.0%
MacDonald, Joey	32	0	1	1	0	14	0	0	0	0	0	0	0	0.0%
Koopmans, Logan	1	0	0	0	0	0	0	0	0	0	0	0	0	0.0%
Kronwall, Niklas	1	0	0	0	-1	0	0	0	0	0	0	0	1	0.0%
Cameron, Scott	3	0	0	0	-1	2	0	0	0	0	0	0	4	0.0%
Jorde, Ryan	3	0	0	0	-1	2	0	0	0	0	0	0	3	0.0%
Osgood, Chris	3	0	0	0	0	2	0	0	0	0	0	0	0	0.0%
Angel, Brett	4	0	0	0	1	5	0	0	0	0	0	0	0	0.0%
Adams, John	5	0	0	0	0	0	0	0	0	0	0	0	2	0.0%
MacIntyre, Drew	13	0	0	0	0	0	0	0	0	0	0	0	0	0.0%
Bench	80	6		6		28			6					
Griffins Totals	80	323	550	873		1888	120	12	55	39	6	18	2725	11.9%
Opponent Totals	80	247	413	660		1933	95	11	25	41	1	10	2358	10.5%



2019-20 SEASON

2005-06 SEASON

REGULAR SEASON

Goalie	GP	MIN	GAA	W	L	SOL	EN	SO	GA	SAVES	SPCT
Legace, Manny	1	60:00	2.00	1	0	0	0	0	2	20	0.909
Howard, Jimmy	38	2141:28	2.58	27	6	2	2	2	92	927	0.910
MacIntyre, Drew	13	680:37	2.91	8	4	0	2	0	33	287	0.897
MacDonald, Joey	32	1745:10	3.13	17	9	2	5	2	91	789	0.897
Osgood, Chris	3	179:44	3.34	2	1	0	1	0	10	75	0.882
Koopmans, Logan	1	39:46	7.54	0	1	0	0	0	5	13	0.722
Griffins Totals	80	4872:31	3.04	55	21	4	10	4	247	2111	0.895
Opponent Totals	80	4872:31	3.98	25	49	6	3	1	323	2402	0.881

REGULAR SEASON

Scoring by Period

1st PER		2nd PER		3rd PER		OVERTIME		SHOOTOUT		TOTALS	
GF	GA	GF	GA	GF	GA	GF	GA	GF	GA	GF	GA
92	84	105	87	114	71	6	1	6	4	323	247

Shots by Period

1st PER		2nd PER		3rd PER		OVERTIME		TOTALS	
SF	SA	SF	SA	SF	SA	SF	SA	SF	SA
877	775	910	824	875	729	63	30	2725	2358

Power Play: 120-550 (21.8%) 1st of 27 in AHL

Penalty Kill: 467-562 (83.1%) 12th of 27 in AHL

PLAYOFFS

Player	GP	G	A	PTS	+/-	PIM	PP	SH	GW	FG	OT	UG	SHT	PCT
Hudler, Jiri	16	6	16	22	-1	20	3	0	2	0	1	0	60	10.0%
Filppula, Valtteri	16	7	9	16	-4	4	2	0	1	0	0	0	27	25.9%
Bootland, Darryl	16	5	7	12	1	50	1	0	2	0	0	0	36	13.9%
McDonnell, Kent	16	5	4	9	2	20	2	0	0	2	0	0	54	9.3%
Helmer, Bryan	16	1	8	9	2	24	1	0	0	0	0	0	37	2.7%
MacLean, Donald	14	6	2	8	-1	8	3	0	0	1	0	1	33	18.2%
Virtue, Terry	16	0	8	8	-1	42	0	0	0	0	0	0	16	0.0%
Kopecky, Tomas	16	3	4	7	0	25	2	0	1	0	0	0	57	5.3%
DiCasmirro, Nate	16	3	3	6	1	20	0	0	0	1	0	0	31	9.7%
Manlow, Eric	16	3	3	6	1	12	0	0	1	1	1	0	33	9.1%
Ellis, Matt	16	4	1	5	-2	20	0	0	1	2	1	0	43	9.3%
Lebda, Brett	11	1	4	5	-9	8	0	0	0	0	0	0	22	4.5%
Wilson, Clay	16	0	3	3	3	8	0	0	0	0	0	0	19	0.0%
Meech, Derek	16	0	2	2	4	4	0	0	0	0	0	0	24	0.0%
Martens, Nick	7	0	1	1	1	2	0	0	0	0	0	0	0	0.0%
Quincey, Kyle	16	0	1	1	-7	27	0	0	0	0	0	0	17	0.0%
Amadio, Greg	3	0	0	0	-1	0	0	0	0	0	0	0	0	0.0%
MacIntyre, Drew	5	0	0	0	0	0	0	0	0	0	0	0	0	0.0%
Howard, Jimmy	13	0	0	0	0	4	0	0	0	0	0	0	0	0.0%
Keller, Ryan	13	0	0	0	1	0	0	0	0	0	0	0	9	0.0%
Himelfarb, Eric	16	0	0	0	-2	12	0	0	0	0	0	0	16	0.0%
Oulahen, Ryan	16	0	0	0	-2	2	0	0	0	0	0	0	10	0.0%
Bench	16	0	0	0	0	0								
Griffins Totals	16	44	76	120		312	14	0	8	7	3	1	544	8.1%
Opponent Totals	16	52	90	142		281	19	4	8	9	0	3	502	10.4%

PLAYOFFS

Goalie	GP	MIN	GAA	W	L	EN	SO	GA	SAVES	SPCT
MacIntyre, Drew	5	259:41	1.62	3	1	1	0	7	110	0.940
Howard, Jimmy	13	762:39	3.46	5	7	0	0	44	340	0.885
Griffins Totals	16	1029:10	3.03	8	8	1	0	52	450	0.896
Opponent Totals	16	1029:10	2.57	8	8	1	1	44	500	0.919

PLAYOFFS

Scoring by Period

1st PER		2nd PER		3rd PER		OVERTIME		TOTALS	
GF	GA	GF	GA	GF	GA	GF	GA	GF	GA
17	21	10	17	14	14	3	0	44	52

Shots by Period

1st PER		2nd PER		3rd PER		OVERTIME		TOTALS	
SF	SA	SF	SA	SF	SA	SF	SA	SF	SA
166	182	163	154	163	141	52	25	544	502

Power Play: 14-104 (13.5%) 14th of 16 in AHL

Penalty Kill: 99-118 (83.9%) T6th of 16 in AHL

2005-06 RESULTS

GAME	DATE	OPP/HOME ATT.	SCORE	RECORD	GAME	DATE	OPP/HOME ATT.	SCORE	RECORD
1	10/8	MIL (10,834)	6-3 W	1-0-0-0	41	1/13	CHI (5,579)	5-4 SOW	27-11-1-2
2	10/12	@ Cle	5-2 W	2-0-0-0	42	1/14	MIL (6,666)	3-2 OTW	28-11-1-2
3	10/14	@ Ham	3-1 W	3-0-0-0	43	1/18	IOW (3,709)	6-3 W	29-11-1-2
4	10/15	HOU (3,867)	2-3 L	3-1-0-0	44	1/20	TOR (4,707)	3-5 L	29-12-1-2
5	10/19	@ Sa	6-3 W	4-1-0-0	45	1/21	TOR (10,834)	6-5 W	30-12-1-2
6	10/21	@ Hou	3-7 L	4-2-0-0	46	1/25	SA (4,043)	3-2 W	31-12-1-2
7	10/22	OMA (5,206)	3-1 W	5-2-0-0	47	1/27	@ Oma	3-2 W	32-12-1-2
8	10/28	IOW (3,913)	6-2 W	6-2-0-0	48	1/28	@ Peo	4-2 W	33-12-1-2
9	10/29	HOU (4,009)	5-6 SOL	6-2-0-1	49	1/29	@ low	3-4 SOL	33-12-1-3
10	11/4	SYR (4,021)	5-2 W	7-2-0-1	50	2/3	@ Mil	5-4 OTW	34-12-1-3
11	11/5	SYR (10,834)	3-2 W	8-2-0-1	51	2/4	SYR (10,834)	7-1 W	35-12-1-3
12	11/6	@ Ham	3-1 W	9-2-0-1	52	2/10	PHI (5,011)	4-0 W	36-12-1-3
13	11/12	@ Ham	2-5 L	9-3-0-1	53	2/11	PEO (6,165)	4-2 W	37-12-1-3
14	11/15	MTB (6,683)	5-4 SOW	10-3-0-1	54	2/14	MTB (3,590)	3-5 L	37-13-1-3
15	11/18	CLE (4,544)	6-3 W	11-3-0-1	55	2/16	@ Cle	9-2 W	38-13-1-3
16	11/19	@ Cle	5-3 W	12-3-0-1	56	2/17	HAM (5,325)	2-3 L	38-14-1-3
17	11/20	@ Tor	3-1 W	13-3-0-1	57	2/18	MTB (10,834)	2-3 SOL	38-14-1-4
18	11/22	@ Mtb	4-2 W	14-3-0-1	58	2/22	@ Rch	4-0 W	39-14-1-4
19	11/23	@ Mtb	3-2 SOW	15-3-0-1	59	2/24	@ Phi	2-4 L	39-15-1-4
20	11/26	HAM (5,398)	5-6 SOL	15-3-0-2	60	2/25	@ Syr	5-4 SOW	40-15-1-4
21	11/29	@ low	2-3 L	15-4-0-2	61	2/26	@ Her	4-3 W	41-15-1-4
22	12/1	@ Oma	4-3 SOW	16-4-0-2	62	3/1	CLE (3,745)	5-1 W	42-15-1-4
23	12/2	@ Peo	4-7 L	16-5-0-2	63	3/3	@ Chi	2-5 L	42-16-1-4
24	12/3	MIL (10,834)	5-4 OTW	17-5-0-2	64	3/5	RCH (5,785)	6-1 W	43-16-1-4
25	12/7	HAM (3,568)	4-3 W	18-5-0-2	65	3/8	PEO (3,671)	5-4 OTW	44-16-1-4
26	12/9	@ Mil	2-5 L	18-6-0-2	66	3/12	@ Chi	7-3 W	45-16-1-4
27	12/10	CLE (5,059)	2-4 L	18-7-0-2	67	3/14	@ Mil	5-3 W	46-16-1-4
28	12/14	@ Tor	0-5 L	18-8-0-2	68	3/15	MTB (4,051)	3-2 SOW	47-16-1-4
29	12/16	@ Rch	1-4 L	18-9-0-2	69	3/17	CLE (8,740)	3-2 W	48-16-1-4
30	12/17	@ Tor	3-6 L	18-10-0-2	70	3/18	TOR (10,834)	4-3 OTW	49-16-1-4
31	12/18	@ Syr	4-3 W	19-10-0-2	71	3/23	@ Cle	4-1 W	50-16-1-4
32	12/21	@ Mil	5-0 W	20-10-0-2	72	3/25	RCH (10,834)	4-1 W	51-16-1-4
33	12/22	HER (4,056)	6-4 W	21-10-0-2	73	3/26	RCH (7,466)	3-2 W	52-16-1-4
34	12/23	CLE (4,420)	4-1 W	22-10-0-2	74	3/31	@ Mtb	5-4 OTW	53-16-1-4
35	12/28	OMA (4,650)	5-4 W	23-10-0-2	75	4/1	@ Mtb	2-4 L	53-17-1-4
36	12/30	HAM (5,916)	7-2 W	24-10-0-2	76	4/5	@ Cle	5-6 L	53-18-1-4
37	12/31	CHI (10,004)	3-4 OTL	24-10-1-2	77	4/8	@ Syr	6-0 W	54-18-1-4
38	1/4	@ Ham	1-4 L	24-11-1-2	78	4/9	@ Rch	4-6 L	54-19-1-4
39	1/6	@ Hou	6-5 W	25-11-1-2	79	4/14	SA (10,834)	4-2 W	55-19-1-4
40	1/7	@ Sa	5-2 W	26-11-1-2	80	4/15	MIL (10,834)	3-5 L	55-20-1-4

North Division Semifinals - #1 Grand Rapids defeated #4 Toronto, 4-1

P1	4/21	TOR (3,506)	6-5 3OTW	1-0
P2	4/22	TOR (4,267)	3-6 L	1-1
P3	4/24	@ Tor	4-1 W	2-1
P4	4/27	@ Tor	3-2 W	3-1
P5	4/28	@ Tor	2-1 2OTW	4-1

North Division Finals - #1 Grand Rapids defeated #3 Manitoba, 4-3

P6	5/5	MTB (3,858)	1-3 L	0-1
P7	5/6	MTB (4,064)	3-2 W	1-1
P8	5/9	@ Mtb	5-4 OTW	2-1
P9	5/11	@ Mtb	1-5 L	2-2
P10	5/13	@ Mtb	3-2 W	3-2
P11	5/15	MTB (2,707)	1-3 L	3-3
P12	5/16	MTB (2,450)	5-4 W	4-3

Western Finals - #1 Grand Rapids lost to #1 Milwaukee, 0-4

P13	5/18	MIL (2,620)	0-4 L	0-1
P14	5/20	MIL (5,047)	1-2 L	0-2
P15	5/22	@ Mil	2-3 L	0-3
P16	5/24	@ Mil	4-5 L	0-4

OPENING NIGHT LINEUP

1	MacIntyre	G	20	Helmer	D
2	Amadio	D	22	Quincey	D
7	Manlow	F	23	Ellis	F
9	Kopecky	F	26	Hudler	F
10	MacLean	F	27	Bootland	F
12	McDonell	F	28	Meech	D
13	Lebda	D	35	Koopmans	G
14	DiCasmirro	F	42	Hackert	F
15	V. Filppula	F	44	Insana	D
19	Himelfarb	F			

SEASON FINALE LINEUP

1	MacIntyre	G	15	V. Filppula	F
2	Amadio	D	16	Oulahen	F
3	C. Wilson	D	19	Himelfarb	F
4	Virtue	D	20	Helmer	D
7	Manlow	F	22	Quincey	D
9	Kopecky	F	23	Ellis	F
10	MacLean	F	26	Hudler	F
12	McDonell	F	27	Bootland	F
13	Lebda	D	28	Meech	D
14	DiCasmirro	F	33	Howard	G

2004-05 SEASON

Regular Season – 5th of 7 in West Division, 9th of 14 in Western Conference, 17th of 28 in AHL

Overall: 41-35-2-2, 86 points

Home: 19-18-2-1, 41 points

Road: 22-17-0-1, 45 points

Playoffs – Did Not Qualify

General Manager – Bob McNamara

Head Coaches – Danton Cole, Greg Ireland (promoted 2/10/05)

Assistant Coaches – Greg Ireland, Chris Cichocki (hired 2/18/05)

Medical Therapist – Rob Snitzer

Equipment Manager – Brad Thompson



REGULAR SEASON

Player	GP	G	A	PTS	+/-	PIM	PP	SH	GW	FG	OT	UG	SHT	PCT
Kronwall, Niklas	76	13	40	53	6	53	3	0	2	0	0	1	150	8.7%
Miller, Kip	50	13	32	45	-3	17	7	0	1	2	1	0	99	13.1%
Himelfarb, Eric	76	19	24	43	-6	59	8	2	3	3	0	2	151	12.6%
Manlow, Eric	61	21	20	41	-4	24	10	0	3	3	1	1	159	13.2%
Ellis, Matt	79	18	23	41	10	59	1	4	1	4	0	1	231	7.8%
Bootland, Darryl	78	14	20	34	5	336	1	1	6	3	1	1	155	9.0%
Hudler, Jiri	52	12	22	34	1	10	4	0	2	0	1	1	111	10.8%
Sloan, Blake	78	15	11	26	-3	68	4	1	3	1	1	2	187	8.0%
Robinson, Todd	40	7	19	26	5	6	3	0	1	1	0	1	70	10.0%
Helmer, Bryan	80	7	18	25	11	64	5	1	2	1	0	0	180	3.9%
Robinson, Nathan	50	8	16	24	-5	10	3	0	2	3	0	0	88	9.1%
Vandermeer, Peter	73	4	13	17	4	310	0	0	0	2	0	0	82	4.9%
Kopecny, Tomas	48	8	8	16	1	35	2	0	2	3	1	0	87	9.2%
Barnes, Ryan	69	7	8	15	1	167	0	0	2	1	0	0	85	8.2%
Meech, Derek	78	6	8	14	-2	40	1	0	1	1	0	1	101	5.9%
Lebda, Brett	80	2	10	12	-1	34	0	0	0	1	0	0	99	2.0%
Groulx, Danny	53	1	11	12	-2	90	0	0	0	0	0	0	79	1.3%
Panzer, Jeff	20	6	3	9	4	11	2	0	1	0	0	0	42	14.3%
Hartlieb, Ernie	44	3	6	9	-4	23	0	0	1	2	0	0	38	7.9%
Kelly, Brent	22	3	4	7	0	4	0	0	0	1	0	0	45	6.7%
Eaton, Mark	29	3	3	6	2	21	1	1	1	0	0	0	50	6.0%
Richards, Travis	35	1	3	4	0	30	0	0	0	0	0	0	26	3.8%
Karlander, Kory	36	1	2	3	-4	34	0	0	0	0	0	0	30	3.3%
MacDonald, Joey	66	0	3	3	0	8	0	0	0	0	0	0	0	0.0%
Jackson, Todd	30	0	2	2	-4	10	0	0	0	0	0	0	22	0.0%
Amadio, Greg	35	0	2	2	0	96	0	0	0	0	0	0	20	0.0%
Hutchins, Jeff	12	1	0	1	1	45	0	0	0	0	0	0	8	12.5%
Bouchard, Robin	4	0	1	1	0	6	0	0	0	0	0	0	11	0.0%
Insana, Jon	8	0	1	1	-7	2	0	0	0	0	0	0	12	0.0%
Ballantyne, Paul	23	0	1	1	0	10	0	0	0	0	0	0	7	0.0%
Ayers, Mike	1	0	0	0	0	0	0	0	0	0	0	0	0	0.0%
Legault, Jay	2	0	0	0	-1	0	0	0	0	0	0	0	0	0.0%
Edwardson, Derek	3	0	0	0	0	0	0	0	0	0	0	0	3	0.0%
Lundbohm, Bryan	3	0	0	0	-2	0	0	0	0	0	0	0	4	0.0%
Parillo, Nick	4	0	0	0	-2	9	0	0	0	0	0	0	6	0.0%
MacIntyre, Drew	24	0	0	0	0	0	0	0	0	0	0	0	0	0.0%
Bench	80	7		7		30			7					
Griffins Totals	80	200	334	534		1721	55	10	41	32	6	11	2445	8.2%
Opponent Totals	80	200	348	548		1615	63	6	39	48	2	10	2422	8.3%

REGULAR SEASON

Goalie	GP	MIN	GAA	W	L	SOL	EN	SO	GA	SAVES	SPCT
MacDonald, Joey	66	3754:40	2.29	34	29	2	4	5	143	1785	0.926
MacIntyre, Drew	24	1048:33	2.69	7	8	0	2	1	47	431	0.902
Ayers, Mike	1	19:57	6.02	0	0	0	0	0	2	6	0.750
Griffins Totals	80	4856:37	2.47	41	37	2	6	6	200	2222	0.917
Opponent Totals	80	4856:37	2.47	39	34	7	6	9	200	2245	0.918

REGULAR SEASON

Scoring by Period												TOTALS	
1st PER		2nd PER		3rd PER		OVERTIME		SHOOTOUT					
GF	GA	GF	GA	GF	GA	GF	GA	GF	GA	GF	GA	GF	GA
63	64	73	73	51	59	6	2	7	2	200	200		

Shots by Period												TOTALS	
1st PER		2nd PER		3rd PER		OVERTIME							
SF	SA	SF	SA	SF	SA	SF	SA	SF	SA	SF	SA	SF	SA
818	778	798	848	785	754			44	42			2445	2422
Power Play: 55-393 (14.0%) 23rd of 28 in AHL													
Penalty Kill: 367-430 (85.3%) 12th of 28 in AHL													

2004-05 RESULTS

GAME	DATE	OPP/HOME ATT.	SCORE	RECORD
1	10/15	CLE (10,834)	3-2 SOW	1-0-0-0
2	10/16	@ Chi	5-1 W	2-0-0-0
3	10/22	@ Sa	3-1 W	3-0-0-0
4	10/24	@ Sa	4-3 OTW	4-0-0-0
5	10/26	RCH (3,810)	4-0 W	5-0-0-0
6	10/29	CHI (5,320)	1-2 L	5-1-0-0
7	10/30	SA (4,226)	3-4 L	5-2-0-0
8	11/5	HOU (5,127)	3-4 OTL	5-2-1-0
9	11/6	HOU (4,735)	0-1 L	5-3-1-0
10	11/12	HOU (5,077)	1-0 W	6-3-1-0
11	11/13	SA (8,084)	3-2 W	7-3-1-0
12	11/16	CIN (5,515)	2-1 W	8-3-1-0
13	11/18	CHI (4,640)	2-6 L	8-4-1-0
14	11/19	@ Cle	3-2 W	9-4-1-0
15	11/20	CLE (5,561)	5-0 W	10-4-1-0
16	11/24	@ Cin	4-3 SOW	11-4-1-0
17	11/26	CHI (7,291)	1-3 L	11-5-1-0
18	11/27	@ Chi	3-2 OTW	12-5-1-0
19	11/28	CIN (3,650)	2-1 SOW	13-5-1-0
20	12/3	@ Mil	1-0 W	14-5-1-0
21	12/4	UTA (7,638)	2-1 W	15-5-1-0
22	12/7	@ Stj	2-3 L	15-6-1-0
23	12/8	@ Stj	5-4 W	16-6-1-0
24	12/10	@ Cin	3-2 W	17-6-1-0
25	12/11	CHI (7,550)	2-3 L	17-7-1-0
26	12/15	@ Uta	4-2 W	18-7-1-0
27	12/17	@ Uta	1-3 L	18-8-1-0
28	12/18	CLE (6,511)	0-2 L	18-9-1-0
29	12/22	@ Cle	2-3 SOL	18-9-1-1
30	12/23	@ Chi	1-3 L	18-10-1-1
31	12/26	CIN (5,020)	1-2 L	18-11-1-1
32	12/28	CIN (6,094)	4-5 L	18-12-1-1
33	12/31	HAM (9,420)	0-5 L	18-13-1-1
34	1/7	@ Ham	2-5 L	18-14-1-1
35	1/8	@ Cle	0-2 L	18-15-1-1
36	1/9	@ Cle	4-0 W	19-15-1-1
37	1/14	STJ (6,035)	2-3 L	19-16-1-1
38	1/15	MIL (8,500)	2-3 L	19-17-1-1
39	1/21	CHI (6,610)	6-3 W	20-17-1-1
40	1/23	@ Hou	4-3 SOW	21-17-1-1

GAME	DATE	OPP/HOME ATT.	SCORE	RECORD
41	1/26	@ Edm	0-3 L	21-18-1-1
42	1/27	@ Edm	1-3 L	21-19-1-1
43	1/29	MIL (8,056)	2-3 L	21-20-1-1
44	1/31	@ Mtb	0-2 L	21-21-1-1
45	2/1	@ Mtb	5-1 W	22-21-1-1
46	2/4	@ Phi	4-1 W	23-21-1-1
47	2/5	@ Rch	2-4 L	23-22-1-1
48	2/9	HOU (4,050)	3-1 W	24-22-1-1
49	2/11	UTA (6,629)	2-5 L	24-23-1-1
50	2/18	MIL (7,074)	3-2 SOW	25-23-1-1
51	2/19	@ Cin	0-3 L	25-24-1-1
52	2/20	PHI (5,178)	1-6 L	25-25-1-1
53	2/25	MIL (5,850)	4-2 W	26-25-1-1
54	2/26	SA (10,061)	2-1 OTW	27-25-1-1
55	2/27	@ Cin	3-2 W	28-25-1-1
56	3/2	STJ (4,056)	2-3 OTL	28-25-2-1
57	3/5	@ Chi	3-2 OTW	29-25-2-1
58	3/6	@ Mil	0-1 L	29-26-2-1
59	3/7	@ Hou	1-3 L	29-27-2-1
60	3/9	MTB (4,591)	2-4 L	29-28-2-1
61	3/11	MTB (6,502)	3-2 OTW	30-28-2-1
62	3/12	HAM (8,065)	4-1 W	31-28-2-1
63	3/18	EDM (8,511)	0-2 L	31-29-2-1
64	3/19	@ Chi	4-3 W	32-29-2-1
65	3/20	EDM (6,683)	4-1 W	33-29-2-1
66	3/23	@ Mil	4-3 OTW	34-29-2-1
67	3/25	@ Hou	3-2 SOW	35-29-2-1
68	3/26	@ Sa	2-1 W	36-29-2-1
69	3/27	@ Hou	2-3 L	36-30-2-1
70	3/29	CLE (5,486)	5-0 W	37-30-2-1
71	4/1	UTA (9,578)	1-2 SOL	37-30-2-2
72	4/2	UTA (9,119)	4-3 SOW	38-30-2-2
73	4/3	@ Ham	1-4 L	38-31-2-2
74	4/7	@ Sa	7-4 W	39-31-2-2
75	4/8	@ Uta	4-2 W	40-31-2-2
76	4/9	@ Uta	3-4 L	40-32-2-2
77	4/12	@ Mil	1-4 L	40-33-2-2
78	4/15	CIN (9,125)	4-3 W	41-33-2-2
79	4/16	SA (10,537)	2-6 L	41-34-2-2
80	4/17	@ Cin	2-3 L	41-35-2-2

OPENING NIGHT LINEUP

1	MacIntyre	G	19	Himelfarb	F
4	Groulx	D	20	Helmer	D
5	Kronwall	D	22	Ballantyne	D
7	Manlow	F	23	Ellis	F
8	N. Robinson	F	24	Richards	D
9	Kopecky	F	26	Hudler	F
11	Sloan	F	28	Meech	D
13	Lebda	D	31	MacDonald	G
17	T. Jackson	F	33	Karlander	F
18	Vandermeer	F			

SEASON FINALE LINEUP

1	MacIntyre	G	19	Himelfarb	F
2	Amadio	D	20	Helmer	D
3	Insana	D	21	B. Kelly	F
7	Manlow	F	23	Ellis	F
9	Kopecky	F	25	R. Barnes	F
11	Sloan	F	26	Hudler	F
13	Lebda	D	27	Bootland	F
14	Kip Miller	F	28	Meech	D
16	Panzer	F	34	Ayers	G
18	Vandermeer	F	44	Eaton	D



2019-20 SEASON

2003-04 SEASON



Regular Season – 2nd of 7 in West Division, 2nd of 14 in Western Conference, 5th of 28 in AHL

Overall: 44-28-8-0, 96 points

Home: 24-10-6-0, 54 points

Road: 20-18-2-0, 42 points

Playoffs – Lost in West Division Semifinals

West Division Semifinals – Lost to #3 Chicago, 0-4

General Manager – Bob McNamara

Head Coach – Danton Cole

Assistant Coaches – Greg Ireland, Derek King

Medical Therapist – Rob Snitzer

Equipment Manager – Brad Thompson

REGULAR SEASON

Player	GP	G	A	PTS	+/-	PIM	PP	SH	GW	GT	FG	OT	UG	SHT	PCT
Picard, Michel	75	17	37	54	2	35	8	0	1	1	5	0	0	185	9.2%
Robinson, Nathan	69	24	26	50	8	41	11	2	6	0	2	0	1	160	15.0%
Hudler, Jiri	57	17	32	49	16	46	4	0	4	0	4	1	1	135	12.6%
Miller, Kevin	74	27	21	48	0	22	11	2	10	0	4	3	0	163	16.6%
Nelson, Jeff	64	14	30	44	13	43	4	0	4	0	3	0	1	124	11.3%
King, Derek	77	9	21	30	-1	19	5	0	1	1	5	0	0	136	6.6%
Boisvert, Hugo	80	9	16	25	-8	48	3	2	1	2	1	1	2	100	9.0%
Richards, Travis	76	2	22	24	1	48	1	0	0	0	1	0	0	95	2.1%
Karlander, Kory	67	10	13	23	5	83	2	1	4	1	1	1	1	97	10.3%
Groulx, Danny	79	8	13	21	20	93	2	0	1	0	5	0	0	120	6.7%
Myrvold, Anders	71	0	21	21	3	94	0	0	0	0	0	0	0	101	0.0%
Barnes, Ryan	69	6	13	19	6	175	0	0	1	0	3	0	0	69	8.7%
Ellis, Matt	64	5	10	15	-4	23	0	0	2	0	2	0	2	139	3.6%
Bootland, Darryl	54	12	2	14	-8	175	2	0	2	0	2	0	0	97	12.4%
Mowers, Mark	16	8	6	14	5	4	3	1	3	0	2	0	1	36	22.2%
Kronwall, Niklas	25	2	11	13	6	20	1	0	0	0	1	0	0	45	4.4%
Kopecky, Tomas	48	6	6	12	-3	28	2	0	2	0	1	0	0	78	7.7%
Van Druenen, Dave	80	2	7	9	4	104	0	0	0	0	1	0	0	86	2.3%
Schneekloth, Aaron	56	1	7	8	5	14	0	0	0	0	1	0	0	35	2.9%
Bonni, Ryan	54	1	6	7	4	98	0	0	0	0	0	0	0	38	2.6%
Sloan, Blake	7	4	2	6	4	4	0	0	2	0	2	0	0	32	12.5%
Himelfarb, Eric	7	2	3	5	6	2	0	0	0	0	0	0	1	12	16.7%
Brisson, David	33	3	1	4	-3	2	0	0	0	0	0	0	0	24	12.5%
Henkel, Jim	15	2	1	3	3	4	0	0	0	0	0	0	0	5	40.0%
Skarperud, Tim	18	2	1	3	1	10	0	0	0	0	0	0	1	12	16.7%
MacDonald, Joey	39	0	3	3	0	4	0	0	0	0	0	0	0	0	0.0%
Ballantyne, Paul	9	1	1	2	-1	6	0	0	0	0	0	0	0	9	11.1%
Lamothe, Marc	43	0	2	2	0	2	0	0	0	0	0	0	0	0	0.0%
Baxter, Jim	2	1	0	1	1	0	1	0	0	0	0	0	0	4	25.0%
Bilotto, Nic	4	0	1	1	0	0	0	0	0	0	0	0	0	6	0.0%
Lebda, Brett	6	0	1	1	-1	0	0	0	0	0	0	0	0	10	0.0%
Joseph, Curtis	1	0	0	0	0	0	0	0	0	0	0	0	0	0	0.0%
Rennette, Tyler	2	0	0	0	-2	0	0	0	0	0	0	0	0	0	0.0%
Rivers, Jamie	2	0	0	0	-1	4	0	0	0	0	0	0	0	9	0.0%
Bench	80					38									
Griffins Totals	80	195	336	531		1279	60	8	44	5	46	6	11	2162	9.0%
Opponent Totals	80	166	294	460		1253	50	10	28	3	34	0	5	2334	7.1%



2003-04 SEASON

REGULAR SEASON

Goalie	GP	MIN	GAA	W	L	T	EN	SO	GA	SAVES	SPCT
Joseph, Curtis	1	60:00	1.00	1	0	0	0	0	1	20	0.952
MacDonald, Joey	39	2248:49	1.97	22	12	3	2	6	74	1087	0.936
Lamothe, Marc	43	2534:33	2.06	21	16	5	2	4	87	1061	0.924
Griffins Totals	80	4855:49	2.05	44	28	8	4	10	166	2168	0.929
Opponent Totals	80	4855:49	2.41	28	44	8	8	9	195	1967	0.910

REGULAR SEASON

1st PER		2nd PER		3rd PER		OVERTIME		TOTALS	
GF	GA	GF	GA	GF	GA	GF	GA	GF	GA
66	55	65	68	58	43	6	0	195	166

1st PER		2nd PER		3rd PER		OVERTIME		TOTALS	
SF	SA	SF	SA	SF	SA	SF	SA	SF	SA
682	788	776	802	664	720	40	24	2162	2334
Power Play:		60-362 (16.6%)		T5th of 28 in AHL					
Penalty Kill:		334-384 (87.0%)		9th of 28 in AHL					

PLAYOFFS

Player	GP	G	A	PTS	+/-	PIM	PP	SH	GW	FG	OT	UG	SHT	PCT
Hudler, Jiri	4	1	5	6	-1	2	1	0	0	0	0	0	11	9.1%
Miller, Kevin	4	3	0	3	-4	5	1	0	0	0	0	0	10	30.0%
Himelfarb, Eric	4	0	3	3	-5	0	0	0	0	0	0	0	4	0.0%
King, Derek	4	0	2	2	-1	0	0	0	0	0	0	0	7	0.0%
Nelson, Jeff	4	1	0	1	-3	4	0	0	0	1	0	0	7	14.3%
Richards, Travis	4	1	0	1	-6	2	1	0	0	0	0	0	13	7.7%
Bootland, Darryl	4	0	1	1	0	2	0	0	0	0	0	0	12	0.0%
Myrvoid, Anders	4	0	1	1	-5	2	0	0	0	0	0	0	9	0.0%
Bilotto, Nic	1	0	0	0	0	0	0	0	0	0	0	0	0	0.0%
Kopecky, Tomas	1	0	0	0	-3	2	0	0	0	0	0	0	1	0.0%
MacDonald, Joey	1	0	0	0	0	2	0	0	0	0	0	0	0	0.0%
Groulx, Danny	3	0	0	0	1	0	0	0	0	0	0	0	5	0.0%
Robinson, Nathan	3	0	0	0	-3	2	0	0	0	0	0	0	4	0.0%
Barnes, Ryan	4	0	0	0	-3	7	0	0	0	0	0	0	2	0.0%
Boisvert, Hugo	4	0	0	0	-3	8	0	0	0	0	0	0	3	0.0%
Bonni, Ryan	4	0	0	0	-4	8	0	0	0	0	0	0	7	0.0%
Ellis, Matt	4	0	0	0	-2	2	0	0	0	0	0	0	9	0.0%
Karlander, Kory	4	0	0	0	-2	0	0	0	0	0	0	0	1	0.0%
Lamothe, Marc	4	0	0	0	0	4	0	0	0	0	0	0	0	0.0%
Lebda, Brett	4	0	0	0	-3	2	0	0	0	0	0	0	9	0.0%
Picard, Michel	4	0	0	0	-5	2	0	0	0	0	0	0	4	0.0%
Van Drunen, Dave	4	0	0	0	-4	8	0	0	0	0	0	0	5	0.0%
Bench	4				0									
Griffins Totals	4	6	12	18		64	3	0	0	1	0	0	123	4.9%
Opponent Totals	4	17	33	50		74	3	1	4	3	1	0	133	12.8%

PLAYOFFS

Goalie	GP	MIN	GAA	W	L	EN	SO	GA	SAVES	SPCT
Lamothe, Marc	4	199:56	3.60	0	3	1	0	12	97	0.890
MacDonald, Joey	1	39:46	6.04	0	1	0	0	4	19	0.826
Griffins Totals	4	240:58	4.23	0	4	1	0	17	116	0.872
Opponent Totals	4	240:58	1.49	4	0	0	1	6	117	0.951

PLAYOFFS

1st PER		2nd PER		3rd PER		OVERTIME		TOTALS	
GF	GA	GF	GA	GF	GA	GF	GA	GF	GA
2	7	0	5	4	4	0	1	6	17

1st PER		2nd PER		3rd PER		OVERTIME		TOTALS	
SF	SA	SF	SA	SF	SA	SF	SA	SF	SA
32	51	41	46	50	35	0	1	123	133
Power Play:		3-20 (15.0%)		8th of 20 in AHL					
Penalty Kill:		19-22 (86.4%)		8th of 20 in AHL					



2003-04 RESULTS

GAME	DATE	OPP/HOME ATT.	SCORE	RECORD
1	10/11	@ Chi	3-2 OTW	1-0-0-0
2	10/17	@ Cle	0-2 L	1-1-0-0
3	10/18	HOU (10,834)	4-2 W	2-1-0-0
4	10/19	@ Ham	4-3 OTW	3-1-0-0
5	10/24	UTA (8,031)	4-1 W	4-1-0-0
6	10/25	@ Cin	1-4 L	4-2-0-0
7	10/26	@ Ham	3-1 W	5-2-0-0
8	10/29	TOR (4,023)	3-3 T	5-2-1-0
9	10/31	@ Cin	3-2 W	6-2-1-0
10	11/1	@ Chi	3-4 L	6-3-1-0
11	11/5	CIN (3,808)	1-4 L	6-4-1-0
12	11/8	HAM (8,010)	2-2 T	6-4-2-0
13	11/11	HOU (6,376)	6-2 W	7-4-2-0
14	11/13	SA (3,887)	2-2 T	7-4-3-0
15	11/14	@ Mil	4-1 W	8-4-3-0
16	11/15	SA (7,069)	0-2 L	8-5-3-0
17	11/19	HOU (3,926)	1-3 L	8-6-3-0
18	11/21	@ Stj	3-1 W	9-6-3-0
19	11/22	@ Stj	3-3 T	9-6-4-0
20	11/23	@ Tor	3-1 W	10-6-4-0
21	11/26	@ Chi	3-0 W	11-6-4-0
22	11/28	CHI (7,590)	3-2 W	12-6-4-0
23	11/30	@ Cin	2-0 W	13-6-4-0
24	12/5	MIL (5,158)	2-1 W	14-6-4-0
25	12/6	STJ (9,038)	3-1 W	15-6-4-0
26	12/10	@ Cle	3-4 L	15-7-4-0
27	12/12	HOU (5,517)	1-2 L	15-8-4-0
28	12/13	@ Mil	2-1 W	16-8-4-0
29	12/17	SA (4,221)	4-1 W	17-8-4-0
30	12/19	@ Mtb	0-3 L	17-9-4-0
31	12/21	@ Mtb	4-3 W	18-9-4-0
32	12/26	CIN (8,304)	3-0 W	19-9-4-0
33	12/27	@ Cin	4-1 W	20-9-4-0
34	12/31	UTA (9,079)	0-1 L	20-10-4-0
35	1/2	@ Chi	1-4 L	20-11-4-0
36	1/3	@ Mil	0-7 L	20-12-4-0
37	1/9	UTA (6,044)	2-2 T	20-12-5-0
38	1/10	CLE (8,024)	4-3 OTW	21-12-5-0
39	1/11	@ Sa	6-2 W	22-12-5-0
40	1/13	@ Sa	2-1 W	23-12-5-0

GAME	DATE	OPP/HOME ATT.	SCORE	RECORD
41	1/14	MTB (3,883)	3-3 T	23-12-6-0
42	1/16	CHI (5,613)	4-3 OTW	24-12-6-0
43	1/17	STJ (9,069)	2-1 OTW	25-12-6-0
44	1/21	RCH (4,259)	2-2 T	25-12-7-0
45	1/23	SA (6,288)	5-0 W	26-12-7-0
46	1/24	CLE (7,773)	4-2 W	27-12-7-0
47	1/25	@ Mil	1-1 T	27-12-8-0
48	1/30	@ Uta	0-1 L	27-13-8-0
49	1/31	@ Uta	5-2 W	28-13-8-0
50	2/4	CIN (4,239)	1-0 W	29-13-8-0
51	2/6	CHI (6,752)	3-2 W	30-13-8-0
52	2/7	@ Cin	1-3 L	30-14-8-0
53	2/13	MTB (7,519)	4-0 W	31-14-8-0
54	2/14	HOU (7,076)	3-0 W	32-14-8-0
55	2/16	@ Hou	3-1 W	33-14-8-0
56	2/18	@ Hou	1-4 L	33-15-8-0
57	2/20	HAM (7,102)	2-1 OTW	34-15-8-0
58	2/21	MIL (9,027)	2-1 W	35-15-8-0
59	2/26	UTA (4,314)	2-0 W	36-15-8-0
60	2/27	CHI (7,077)	4-2 W	37-15-8-0
61	2/29	PHI (7,527)	3-5 L	37-16-8-0
62	3/4	@ Sa	2-3 L	37-17-8-0
63	3/5	@ Hou	3-1 W	38-17-8-0
64	3/6	@ Sa	2-1 W	39-17-8-0
65	3/8	@ Hou	1-4 L	39-18-8-0
66	3/12	MIL (8,101)	1-2 L	39-19-8-0
67	3/13	CIN (10,834)	1-0 W	40-19-8-0
68	3/17	TOR (4,596)	0-6 L	40-20-8-0
69	3/19	@ Rch	1-2 L	40-21-8-0
70	3/21	@ Phi	3-2 W	41-21-8-0
71	3/24	CIN (6,077)	1-2 L	41-22-8-0
72	3/26	@ Uta	0-4 L	41-23-8-0
73	3/27	@ Uta	3-4 L	41-24-8-0
74	3/31	MIL (6,086)	6-3 W	42-24-8-0
75	4/2	CHI (8,024)	0-3 L	42-25-8-0
76	4/3	@ Chi	1-2 L	42-26-8-0
77	4/4	@ Tor	6-0 W	43-26-8-0
78	4/9	SA (8,919)	3-2 W	44-26-8-0
79	4/10	@ Hou	1-3 L	44-27-8-0
80	4/11	@ Sa	3-4 L	44-28-8-0

West Division Semifinals - #2 Grand Rapids lost to #3 Chicago, 0-4

P1	4/16	CHI (4,576)	3-4 OTL	0-1
P2	4/18	CHI (4,210)	0-1 L	0-2
P3	4/21	@ Chi	1-4 L	0-3
P4	4/23	@ Chi	2-8 L	0-4

OPENING NIGHT LINEUP

4	Groulx	D	20	Rivers	D
5	Kronwall	D	21	Brisson	F
7	Picard	F	23	Ellis	F
8	N. Robinson	F	24	Richards	D
9	King	F	25	R. Barnes	F
10	Mowers	F	27	Bootland	F
12	Boisvert	F	31	MacDonald	G
14	Kev. Miller	F	35	Lamothe	G
17	Van Drunen	D	44	Myrvold	D
18	Kopecky	F			

SEASON FINALE LINEUP

2	Lebda	D	23	Ellis	F
4	Groulx	D	24	Richards	D
7	Picard	F	25	R. Barnes	F
9	King	F	26	Hudler	F
11	Bonni	D	27	Bootland	F
12	Boisvert	F	31	MacDonald	G
14	Kev. Miller	F	33	Karlander	F
16	J. Nelson	F	35	Lamothe	G
17	Van Drunen	D	42	Himelfarb	F
18	Kopecky	F	44	Myrvold	D

2002-03 SEASON

**Regular Season – 1st of 5 in Central Division, 1st of 14 in Western Conference,
2nd of 28 in AHL**

Overall: 48-22-8-2, 106 points

Home: 22-13-5-0, 49 points

Road: 26-9-3-2, 57 points

Playoffs – Lost in Western Conference Finals

Western Quarterfinals – Defeated #8 Wilkes-Barre/Scranton, 3-1

Western Semifinals – Defeated #4 Chicago, 4-0

Western Finals – Lost to #2 Houston, 3-4



General Manager – Bob McNamara

Head Coach – Danton Cole

Assistant Coaches – Todd Nelson, Derek King

Medical Therapist – Rob Snitzer

Equipment Manager – Brad Thompson

REGULAR SEASON

Player	GP	G	A	PTS	+/-	PIM	PP	SH	GW	GT	FG	OT	UG	SHT	PCT
Picard, Michel	78	32	52	84	8	34	11	2	6	0	8	1	0	231	13.9%
Mowers, Mark	78	34	47	81	26	47	9	2	9	0	11	0	1	204	16.7%
Roest, Stacy	70	24	48	72	18	28	7	3	5	0	2	1	1	186	12.9%
Williams, Jason	45	23	22	45	5	18	9	1	5	0	2	0	0	183	12.6%
King, Derek	59	13	28	41	14	20	3	0	0	0	1	0	1	120	10.8%
Kopecky, Tomas	70	17	21	38	18	32	3	0	2	0	3	0	2	124	13.7%
Boisvert, Hugo	78	18	13	31	2	68	5	2	1	0	3	0	2	103	17.5%
Collins, Rob	73	11	20	31	12	16	4	0	2	2	2	2	0	120	9.2%
Skarperud, Tim	68	12	17	29	10	23	4	0	1	0	4	0	1	131	9.2%
Richards, Travis	73	6	21	27	31	52	2	1	4	1	1	1	0	101	5.9%
Adams, Bryan	74	8	17	25	7	37	1	1	2	0	2	0	1	121	6.6%
Plante, Philippe	57	11	13	24	23	36	3	1	2	1	3	0	1	70	15.7%
Robinson, Nathan	53	3	14	17	3	24	0	0	2	0	1	0	0	63	4.8%
Van Drunen, Dave	80	3	10	13	31	106	0	0	2	0	1	1	0	61	4.9%
Boileau, Patrick	23	2	11	13	2	39	0	0	1	0	0	0	1	50	4.0%
Brookbank, Sheldon	69	2	11	13	11	136	1	0	1	0	1	0	0	83	2.4%
Avery, Sean	15	6	6	12	2	82	2	0	1	0	2	0	0	55	10.9%
Campbell, Ed	80	0	12	12	12	140	0	0	0	0	0	0	0	67	0.0%
Barnes, Ryan	73	5	6	11	12	151	1	0	1	0	0	0	0	64	7.8%
Groulx, Danny	71	3	7	10	7	52	0	0	0	0	1	0	0	91	3.3%
Bootland, Darryl	16	1	4	5	3	41	0	0	0	0	0	0	0	20	5.0%
Knox, Ryan	9	2	1	3	0	4	1	0	1	0	0	0	0	12	16.7%
Greenough, Nick	18	2	1	3	0	51	0	0	0	0	0	0	0	7	28.6%
Parillo, Nick	1	1	0	1	2	0	0	0	0	0	0	0	1	3	33.3%
Luciuk, Andrew	2	1	0	1	1	4	1	0	0	0	0	0	0	3	33.3%
McCarthy, Jeremiah	11	0	1	1	-2	2	0	0	0	0	0	0	0	6	0.0%
MacDonald, Joey	25	0	1	1	0	2	0	0	0	0	0	0	0	0	0.0%
Lamothe, Marc	60	0	1	1	0	6	0	0	0	0	0	0	0	0	0.0%
Dolyny, Rustyn	1	0	0	0	-1	2	0	0	0	0	0	0	0	1	0.0%
Alban, Chad	2	0	0	0	0	0	0	0	0	0	0	0	0	0	0.0%
Eldred, Matt	2	0	0	0	1	0	0	0	0	0	0	0	0	0	0.0%
Schneekloth, Aaron	2	0	0	0	-1	0	0	0	0	0	0	0	0	1	0.0%
Whitcotton, Dustin	2	0	0	0	0	2	0	0	0	0	0	0	0	4	0.0%
Ballantyne, Paul	7	0	0	0	-1	8	0	0	0	0	0	0	0	2	0.0%
Bench	80					24									
Griffins Totals	80	240	405	645		1287	67	13	48	4	48	6	12	2287	10.5%
Opponent Totals	80	177	297	474		1465	59	11	24	4	32	2	10	2208	8.0%



2019-20 SEASON

2002-03 SEASON

REGULAR SEASON

Goalie	GP	MIN	GAA	W	L	T	EN	SO	GA	SAVES	SPCT
Lamothe, Marc	60	3438:09	2.13	33	18	8	1	6	122	1469	0.923
MacDonald, Joey	25	1336:40	2.20	14	6	0	2	3	49	537	0.916
Alban, Chad	2	77:05	2.34	1	0	0	0	0	3	25	0.893
Griffins Totals	80	4862:16	2.18	48	24	8	3	9	177	2031	0.920
Opponent Totals	80	4862:16	2.96	24	48	8	2	3	240	2047	0.895

REGULAR SEASON

1st PER		2nd PER		Scoring by Period 3rd PER		OVERTIME		TOTALS	
GF	GA	GF	GA	GF	GA	GF	GA	GF	GA
69	54	90	71	75	50	6	2	240	177

1st PER		2nd PER		Shots by Period 3rd PER		OVERTIME		TOTALS	
SF	SA	SF	SA	SF	SA	SF	SA	SF	SA
725	681	802	738	725	757	35	32	2287	2208

Power Play: 67-446 (15.0%) 22nd of 28 in AHL

Penalty Kill: 303-362 (83.7%) 15th of 28 in AHL

PLAYOFFS

Player	GP	G	A	PTS	+/-	PIM	PP	SH	GW	FG	OT	UG	SHT	PCT
Roest, Stacy	15	10	6	16	6	8	3	1	5	2	2	1	40	25.0%
King, Derek	15	4	10	14	6	6	0	0	0	1	0	1	34	11.8%
Collins, Rob	15	3	8	11	4	10	3	0	1	1	0	0	39	7.7%
Williams, Jason	15	1	7	8	-6	16	0	0	0	0	0	0	46	2.2%
Mowers, Mark	15	3	4	7	-1	4	1	0	1	2	1	2	26	11.5%
Boisvert, Hugo	15	5	1	6	-1	10	0	1	1	2	0	0	19	26.3%
Bootland, Darryl	15	3	2	5	-1	46	1	0	1	1	0	1	21	14.3%
Picard, Michel	15	3	1	4	0	8	1	0	0	0	0	0	23	13.0%
Brookbank, Sheldon	15	1	3	4	0	28	1	0	0	0	0	0	16	6.3%
Richards, Travis	15	0	4	4	3	6	0	0	0	0	0	0	26	0.0%
Robinson, Nathan	8	0	3	3	5	0	0	0	0	0	0	0	6	0.0%
Adams, Bryan	13	2	0	2	-5	4	0	0	1	0	0	0	25	8.0%
Barnes, Ryan	15	1	1	2	-3	17	0	0	0	0	0	0	12	8.3%
Plante, Philippe	15	0	2	2	-3	10	0	0	0	0	0	0	23	0.0%
Skarperud, Tim	6	0	1	1	-2	0	0	0	0	0	0	0	1	0.0%
Groulx, Danny	7	0	1	1	1	7	0	0	0	0	0	0	2	0.0%
McCarthy, Jeremiah	12	0	1	1	-1	6	0	0	0	0	0	0	2	0.0%
Campbell, Ed	15	0	1	1	-1	22	0	0	0	0	0	0	7	0.0%
Van Drunen, Dave	15	0	1	1	1	12	0	0	0	0	0	0	17	0.0%
MacDonald, Joey	1	0	0	0	0	0	0	0	0	0	0	0	0	0.0%
Kopecky, Tomas	14	0	0	0	-4	6	0	0	0	0	0	0	7	0.0%
Lamothe, Marc	15	0	0	0	0	2	0	0	0	0	0	0	0	0.0%
Bench	15					6								
Griffins Totals	15	36	57	93		234	10	2	10	9	3	5	392	9.2%
Opponent Totals	15	30	50	80		245	4	1	5	6	1	2	447	6.7%

PLAYOFFS

Goalie	GP	MIN	GAA	W	L	EN	SO	GA	SAVES	SPCT
Lamothe, Marc	15	944:54	1.84	10	5	0	1	29	414	0.935
MacDonald, Joey	1	7:33	7.95	0	0	0	0	1	3	0.750
Griffins Totals	15	954:15	1.89	10	5	0	1	30	417	0.933
Opponent Totals	15	954:15	2.26	5	10	4	0	36	356	0.908

PLAYOFFS

1st PER		2nd PER		Scoring by Period 3rd PER		OVERTIME		TOTALS	
GF	GA	GF	GA	GF	GA	GF	GA	GF	GA
10	9	8	8	15	12	3	1	36	30

1st PER		2nd PER		Shots by Period 3rd PER		OVERTIME		TOTALS	
SF	SA	SF	SA	SF	SA	SF	SA	SF	SA
111	129	121	154	139	137	21	27	392	447

Power Play: 10-67 (14.9%) 11th of 20 in AHL

Penalty Kill: 59-63 (93.7%) 3rd of 20 in AHL

2002-03 RESULTS

GAME	DATE	OPP/HOME ATT.	SCORE	RECORD	GAME	DATE	OPP/HOME ATT.	SCORE	RECORD
1	10/12	CLE (10,834)	4-6 L	0-1-0-0	41	1/11	SYR (10,076)	5-1 W	23-11-5-2
2	10/18	HOU (5,232)	2-4 L	0-2-0-0	42	1/15	BNG (5,022)	2-2 T	23-11-6-2
3	10/19	CHI (5,655)	3-3 T	0-2-1-0	43	1/17	CIN (7,771)	3-0 W	24-11-6-2
4	10/20	@ Ham	3-1 W	1-2-1-0	44	1/18	SA (9,542)	4-2 W	25-11-6-2
5	10/24	HOU (4,771)	2-4 L	1-3-1-0	45	1/22	@ Nor	3-3 T	25-11-7-2
6	10/25	@ Rch	2-1 OTW	2-3-1-0	46	1/25	@ Phi	3-1 W	26-11-7-2
7	10/26	@ Syr	6-2 W	3-3-1-0	47	1/28	HOU (4,526)	7-0 W	27-11-7-2
8	11/1	CHI (5,448)	4-3 W	4-3-1-0	48	1/29	SA (4,628)	1-2 L	27-12-7-2
9	11/2	MIL (7,290)	3-3 T	4-3-2-0	49	1/31	@ Mil	4-3 W	28-12-7-2
10	11/7	@ Hou	2-2 T	4-3-3-0	50	2/5	@ Uta	3-2 W	29-12-7-2
11	11/9	@ Uta	2-1 W	5-3-3-0	51	2/7	NOR (8,383)	1-3 L	29-13-7-2
12	11/12	MTB (7,344)	4-0 W	6-3-3-0	52	2/8	CHI (10,834)	4-4 T	29-13-8-2
13	11/15	HOU (6,184)	3-0 W	7-3-3-0	53	2/9	@ Cle	0-1 L	29-14-8-2
14	11/16	MIL (10,048)	3-2 W	8-3-3-0	54	2/12	PHI (5,002)	5-2 W	30-14-8-2
15	11/17	@ Cin	4-3 OTW	9-3-3-0	55	2/14	CIN (7,305)	5-2 W	31-14-8-2
16	11/20	CIN (4,313)	2-2 T	9-3-4-0	56	2/16	@ Rch	7-1 W	32-14-8-2
17	11/22	SA (5,512)	3-2 OTW	10-3-4-0	57	2/17	@ Syr	4-3 W	33-14-8-2
18	11/23	CLE (7,113)	4-2 W	11-3-4-0	58	2/21	CLE (10,096)	3-2 W	34-14-8-2
19	11/27	@ Her	3-1 W	12-3-4-0	59	2/22	UTA (9,328)	1-2 L	34-15-8-2
20	11/28	@ Bng	1-2 OTL	12-3-4-1	60	2/23	@ Hou	6-0 W	35-15-8-2
21	11/30	@ Chi	1-2 OTL	12-3-4-2	61	2/26	@ Chi	7-4 W	36-15-8-2
22	12/2	@ Sa	3-5 L	12-4-4-2	62	2/28	@ Sa	3-2 W	37-15-8-2
23	12/4	@ Hou	2-3 L	12-5-4-2	63	3/1	RCH (9,603)	3-1 W	38-15-8-2
24	12/6	UTA (5,463)	2-3 L	12-6-4-2	64	3/2	RCH (6,020)	3-2 W	39-15-8-2
25	12/7	UTA (9,310)	3-2 W	13-6-4-2	65	3/5	SA (5,053)	2-4 L	39-16-8-2
26	12/13	HAM (6,338)	0-4 L	13-7-4-2	66	3/7	@ Sa	3-5 L	39-17-8-2
27	12/14	@ Mtb	3-2 W	14-7-4-2	67	3/8	@ Sa	4-3 OTW	40-17-8-2
28	12/17	@ Mtb	4-2 W	15-7-4-2	68	3/12	@ Uta	3-4 L	40-18-8-2
29	12/20	SA (5,350)	3-1 W	16-7-4-2	69	3/13	@ Hou	2-1 W	41-18-8-2
30	12/21	@ Cle	1-0 W	17-7-4-2	70	3/15	@ Sa	2-0 W	42-18-8-2
31	12/26	CIN (6,131)	6-1 W	18-7-4-2	71	3/16	@ Chi	0-1 L	42-19-8-2
32	12/27	@ Cin	3-2 OTW	19-7-4-2	72	3/18	@ Cle	2-1 W	43-19-8-2
33	12/28	MIL (8,434)	1-6 L	19-8-4-2	73	3/20	MTB (5,726)	4-3 OTW	44-19-8-2
34	12/30	UTA (5,107)	6-2 W	20-8-4-2	74	3/23	HOU (8,354)	3-1 W	45-19-8-2
35	12/31	UTA (8,134)	3-4 L	20-9-4-2	75	3/28	CHI (10,834)	1-3 L	45-20-8-2
36	1/3	@ Chi	4-3 W	21-9-4-2	76	3/29	@ Cin	3-2 W	46-20-8-2
37	1/4	@ Mil	3-3 T	21-9-5-2	77	3/30	HER (10,478)	2-0 W	47-20-8-2
38	1/5	@ Cin	4-1 W	22-9-5-2	78	4/2	@ Uta	2-0 W	48-20-8-2
39	1/8	@ Mil	1-2 L	22-10-5-2	79	4/4	@ Uta	2-3 L	48-21-8-2
40	1/10	SYR (6,036)	2-3 L	22-11-5-2	80	4/5	@ Hou	3-6 L	48-22-8-2

Western Quarterfinals - #1 Grand Rapids defeated #8 Wilkes-Barre/Scranton, 3-1

P1	4/16	WBS (4,236)	3-1 W	1-0
P2	4/18	WBS (5,529)	2-1 W	2-0
P3	4/19	@ Wbs	2-6 L	2-1
P4	4/21	@ Wbs	3-2 W	3-1

Western Semifinals - #1 Grand Rapids defeated #4 Chicago, 4-0

P5	4/28	CHI (4,595)	4-3 OTW	1-0
P6	4/29	CHI (4,788)	3-1 W	2-0
P7	5/1	@ Chi	2-1 W	3-0
P8	5/2	@ Chi	2-0 W	4-0

Western Finals - #1 Grand Rapids lost to #2 Houston, 3-4

P9	5/12	HOU (3,853)	2-3 OTL	0-1
P10	5/14	HOU (3,720)	3-1 W	1-1
P11	5/16	@ Hou	1-2 L	1-2
P12	5/17	@ Hou	1-2 L	1-3
P13	5/19	@ Hou	5-4 2OTW	2-3
P14	5/21	HOU (3,817)	2-1 OTW	3-3
P15	5/22	HOU (4,330)	1-2 L	3-4

OPENING NIGHT LINEUP

4	E. Campbell	D	23	Collins	F
7	Picard	F	24	Richards	D
9	King	F	25	R. Barnes	F
10	Mowers	F	27	Van Drunen	D
11	B. Adams	F	31	MacDonald	F
12	Boisvert	F	33	Dolny	F
18	Greenough	F	35	Lamothe	G
19	Skarperud	F	59	Groulx	D
20	Boileau	D	82	Kopecky	F
22	Ballantyne	D			

SEASON FINALE LINEUP

4	E. Campbell	D	25	R. Barnes	F
5	Plante	D	27	Van Drunen	D
7	Picard	F	31	MacDonald	G
9	King	F	32	McCarthy	D
10	Mowers	F	35	Lamothe	G
12	Boisvert	F	57	Bootland	F
14	Roest	F	59	Groulx	D
17	S. Brookbank	D	73	Jason Williams	F
23	Collins	F	77	N. Robinson	F
24	Richards	D	82	Kopecky	F

2001-02 SEASON

Regular Season – 1st of 5 in West Division, 2nd of 13 in Western Conference, 4th of 27 in AHL

Overall: 42-27-11-0, 95 points

Home: 24-12-4-0, 52 points

Road: 18-15-7-0, 43 points

Playoffs – Lost in Western Conference Quarterfinals

Western Quarterfinals – Lost to #7 Chicago, 2-3

General Manager – Bob McNamara

Assistant Coach – Gene Reilly

Equipment Manager – Brad Thompson

Head Coach – Bruce Cassidy

Medical Therapist – Rob Snitzer



REGULAR SEASON

Player	GP	G	A	PTS	+/-	PIM	PP	SH	GW	GT	FG	OT	UG	SHT	PCT
Miller, Kip	41	21	35	56	13	27	5	3	5	0	2	0	4	97	21.6%
Hymovitz, David	80	15	33	48	16	22	4	1	4	1	3	0	1	215	7.0%
Langfeld, Josh	68	21	16	37	1	29	8	1	3	0	6	1	1	159	13.2%
Bala, Chris	70	21	16	37	11	9	2	2	2	0	5	0	4	152	13.8%
Schastlivy, Petr	31	22	13	35	14	10	6	0	5	0	3	1	0	129	17.1%
Martins, Steve	51	10	21	31	4	66	4	2	0	0	2	0	0	77	13.0%
Boisvert, Hugo	74	11	18	29	18	48	1	0	2	1	3	0	0	100	11.0%
Kwiatkowski, Joel	65	8	21	29	21	94	1	0	4	0	2	0	0	139	5.8%
Richards, Travis	72	6	23	29	15	36	2	0	0	0	2	0	0	119	5.0%
Giroux, Alexandre	70	11	16	27	5	74	2	0	4	1	4	0	0	100	11.0%
Ulmer, Jeff	73	9	17	26	3	65	0	2	3	0	3	0	1	142	6.3%
Murphy, Joe	57	8	14	22	5	24	4	0	1	0	0	0	0	103	7.8%
Vauclair, Julien	71	5	14	19	1	18	2	0	0	0	0	0	1	99	5.1%
Doig, Jason	57	1	17	18	13	103	0	0	0	0	0	0	0	82	1.2%
Gruden, John	57	3	14	17	24	48	1	0	1	0	0	0	0	93	3.2%
Black, James	29	6	10	16	-12	10	1	0	1	0	2	0	0	76	7.9%
Dahlman, Toni	50	6	8	14	4	25	0	0	0	0	2	0	1	80	7.5%
Szysky, Chris	42	4	6	10	3	80	2	0	1	0	0	0	0	49	8.2%
Knox, Ryan	18	3	5	8	-1	10	1	0	0	0	0	0	0	30	10.0%
Skarperud, Tim	10	6	1	7	-4	0	2	1	1	0	2	0	1	31	19.4%
Brookbank, Wade	73	1	6	7	2	337	0	0	0	0	0	0	0	44	2.3%
Kelly, Chris	31	3	3	6	0	20	0	1	1	0	0	0	0	45	6.7%
Gove, David	17	2	4	6	2	8	2	0	0	0	0	0	0	21	9.5%
Chaulk, Colin	13	3	1	4	-2	15	0	0	0	2	0	0	0	26	11.5%
Van Drunen, Dave	48	2	2	4	4	56	0	0	0	0	1	0	1	38	5.3%
Richardson, Bryan	12	1	3	4	-2	4	1	0	0	0	0	0	0	25	4.0%
Ciernik, Ivan	2	2	1	3	1	0	1	0	0	0	0	0	0	5	40.0%
Hull, Jody	3	2	1	3	1	2	1	0	1	0	1	0	0	4	50.0%
Afanasenkov, Dmitry	18	1	2	3	2	2	0	0	1	0	0	0	0	34	2.9%
Collins, Rob	5	0	2	2	-2	0	0	0	0	0	0	0	0	8	0.0%
Nelson, Todd	7	0	2	2	0	8	0	0	0	0	0	0	0	7	0.0%
Chouinard, Mathieu	25	0	2	2	0	0	0	0	0	0	0	0	0	1	0.0%
Prusek, Martin	33	0	2	2	0	0	0	0	0	0	0	0	0	0	0.0%
Matzka, Scott	4	1	0	1	1	2	0	0	1	0	0	0	0	6	16.7%
Mason, Wes	6	1	0	1	0	4	1	0	1	0	1	0	0	10	10.0%
Whitcotton, Dustin	8	1	0	1	5	8	0	0	0	0	0	0	1	19	5.3%
Brookbank, Sheldon	6	0	1	1	-3	24	0	0	0	0	0	0	0	6	0.0%
Shockey, Jonathan	6	0	1	1	0	7	0	0	0	0	0	0	0	7	0.0%
Demidov, Ilja	7	0	1	1	-2	8	0	0	0	0	0	0	0	8	0.0%
Plante, Philippe	1	0	0	0	-1	0	0	0	0	0	0	0	0	2	0.0%
Bayrack, Mike	2	0	0	0	0	0	0	0	0	0	0	0	0	0	0.0%
Ruid, J.C.	3	0	0	0	-2	2	0	0	0	0	0	0	0	5	0.0%
Lajeunesse, Simon	26	0	0	0	0	0	0	0	0	0	0	0	0	0	0.0%
Bench	80					30									
Griffins Totals	80	217	352	569		1335	54	13	42	5	44	2	16	2393	9.1%
Opponent Totals	80	178	293	471		1367	51	4	27	5	35	0	10	2027	8.8%

2001-02 SEASON

REGULAR SEASON

Goalie	GP	MIN	GAA	W	L	T	EN	SO	GA	SAVES	SPCT
Prusek, Martin	33	1903:22	1.83	18	8	5	4	4	58	772	0.930
Lajeunesse, Simon	26	1533:38	2.11	13	7	5	0	3	54	588	0.916
Chouinard, Mathieu	25	1403:51	2.48	11	12	1	4	2	58	489	0.894
Griffins Totals	80	4858:01	2.20	42	27	11	8	9	178	1849	0.912
Opponent Totals	80	4858:01	2.68	27	42	11	10	10	217	2176	0.909

REGULAR SEASON

1st PER		2nd PER		3rd PER		OVERTIME		TOTALS	
GF	GA	GF	GA	GF	GA	GF	GA	GF	GA
59	56	81	55	75	67	2	0	217	178

1st PER		2nd PER		3rd PER		OVERTIME		TOTALS	
SF	SA	SF	SA	SF	SA	SF	SA	SF	SA
766	646	847	695	754	668	26	18	2393	2027

Power Play: 54-350 (15.4%) 22nd of 27 in AHL

Penalty Kill: 279-330 (84.5%) 9th of 27 in AHL

PLAYOFFS

Player	GP	G	A	PTS	+/-	PIM	PP	SH	GW	GT	FG	OT	UG	SHT	PCT
Boisvert, Hugo	5	1	3	4	-1	4	0	0	1	0	1	0	0	6	16.7%
Skarperud, Tim	5	2	1	3	0	0	2	0	0	0	0	0	0	17	11.8%
Hyrovitz, David	5	1	2	3	2	0	1	0	0	0	0	0	0	10	10.0%
Kwiatkowski, Joel	5	1	2	3	1	12	1	0	1	0	0	0	0	10	10.0%
Langfeld, Josh	5	2	0	2	-2	0	0	0	0	0	0	0	1	8	25.0%
Kelly, Chris	5	1	1	2	0	5	0	0	0	0	0	0	0	8	12.5%
Spezza, Jason	3	1	0	1	1	2	0	0	0	0	0	0	0	3	33.3%
Gruden, John	5	1	0	1	-2	2	0	0	0	0	0	0	0	9	11.1%
Murphy, Joe	5	1	0	1	-1	0	1	0	0	0	0	0	1	6	16.7%
Chaulk, Colin	2	0	1	1	0	2	0	0	0	0	0	0	0	2	0.0%
Brookbank, Wade	3	0	1	1	1	14	0	0	0	0	0	0	0	1	0.0%
Bala, Chris	4	0	1	1	-3	0	0	0	0	0	0	0	0	6	0.0%
Vauclair, Julien	4	0	1	1	-1	4	0	0	0	0	0	0	0	8	0.0%
Richards, Travis	5	0	1	1	-1	2	0	0	0	0	0	0	0	11	0.0%
Szysky, Chris	5	0	1	1	1	14	0	0	0	0	0	0	0	7	0.0%
Ulmer, Jeff	5	0	1	1	-3	11	0	0	0	0	0	0	0	13	0.0%
Knox, Ryan	1	0	0	0	0	2	0	0	0	0	0	0	0	1	0.0%
Whitcotton, Dustin	1	0	0	0	0	0	0	0	0	0	0	0	0	0	0.0%
Lajeunesse, Simon	2	0	0	0	0	0	0	0	0	0	0	0	0	0	0.0%
Martins, Steve	3	0	0	0	-1	0	0	0	0	0	0	0	0	1	0.0%
Dahlman, Toni	4	0	0	0	-1	0	0	0	0	0	0	0	0	6	0.0%
Doig, Jason	5	0	0	0	-4	18	0	0	0	0	0	0	0	7	0.0%
Prusek, Martin	5	0	0	0	0	2	0	0	0	0	0	0	0	0	0.0%
Van Drunen, Dave	5	0	0	0	2	14	0	0	0	0	0	0	0	6	0.0%
Bench	5					0									
Griffins Totals	5	11	16	27		108	5	0	2	0	1	0	2	146	7.5%
Opponent Totals	5	12	17	29		162	4	0	3	0	4	0	2	101	11.9%

PLAYOFFS

Goalie	GP	MIN	GAA	W	L	EN	SO	GA	SAVES	SPCT
Prusek, Martin	5	277:39	2.16	2	3	1	0	10	86	0.896
Lajeunesse, Simon	2	21:16	2.82	0	0	0	0	1	3	0.750
Griffins Totals	5	300:00	2.40	2	3	1	1	12	89	0.881
Opponents Totals	5	300:00	2.20	3	2	1	0	11	135	0.925

PLAYOFFS

1st PER		2nd PER		3rd PER		OVERTIME		TOTALS	
GF	GA	GF	GA	GF	GA	GF	GA	GF	GA
1	6	3	2	7	4	0	0	11	12

1st PER		2nd PER		3rd PER		OVERTIME		TOTALS	
SF	SA	SF	SA	SF	SA	SF	SA	SF	SA
45	39	45	28	56	34	0	0	146	101

Power Play: 5-20 (25.0%) T2nd of 20 in AHL

Penalty Kill: 13-17 (76.5%) 17th of 20 in AHL



2019-20 SEASON

2001-02 RESULTS

GAME	DATE	OPP/HOME ATT.	SCORE	RECORD
1	10/5	UTA (10,834)	0-3 L	0-1-0-0
2	10/12	@ Ham	4-1 W	1-1-0-0
3	10/13	HER (5,836)	2-0 W	2-1-0-0
4	10/16	@ Cle	5-3 W	3-1-0-0
5	10/19	CHI (5,130)	1-4 L	3-2-0-0
6	10/24	CIN (4,735)	10-5 W	4-2-0-0
7	10/26	CLE (6,102)	4-1 W	5-2-0-0
8	10/31	@ Mil	6-3 W	6-2-0-0
9	11/2	UTA (5,189)	1-3 L	6-3-0-0
10	11/3	MTB (6,210)	7-1 W	7-3-0-0
11	11/6	@ Uta	3-5 L	7-4-0-0
12	11/9	@ Cin	3-2 W	8-4-0-0
13	11/13	CHI (6,841)	3-2 W	9-4-0-0
14	11/16	MIL (5,834)	0-1 L	9-5-0-0
15	11/17	MIL (6,848)	4-0 W	10-5-0-0
16	11/18	@ Rch	5-1 W	11-5-0-0
17	11/21	@ Wbs	3-0 W	12-5-0-0
18	11/23	CHI (8,353)	2-1 W	13-5-0-0
19	11/24	@ Cin	3-4 L	13-6-0-0
20	11/28	CHI (4,861)	1-3 L	13-7-0-0
21	11/30	HOU (5,427)	3-1 W	14-7-0-0
22	12/1	HOU (5,713)	6-4 W	15-7-0-0
23	12/5	NOR (4,882)	6-2 W	16-7-0-0
24	12/7	CHI (8,536)	5-4 W	17-7-0-0
25	12/8	@ Cle	5-7 L	17-8-0-0
26	12/9	@ Ham	2-7 L	17-9-0-0
27	12/12	@ Uta	2-1 OTW	18-9-0-0
28	12/14	@ Uta	2-4 L	18-10-0-0
29	12/15	CIN (6,822)	2-2 T	18-10-1-0
30	12/19	@ Mtb	3-2 W	19-10-1-0
31	12/21	CHI (6,123)	6-3 W	20-10-1-0
32	12/22	CLE (5,714)	1-3 L	20-11-1-0
33	12/28	@ Cin	0-3 L	20-12-1-0
34	12/29	HOU (7,776)	3-3 T	20-12-2-0
35	12/31	MIL (8,056)	4-2 W	21-12-2-0
36	1/2	@ Chi	3-4 L	21-13-2-0
37	1/4	@ Hou	1-3 L	21-14-2-0
38	1/6	@ Hou	2-2 T	21-14-3-0
39	1/10	@ Chi	7-3 W	22-14-3-0
40	1/11	MTB (8,617)	3-1 W	23-14-3-0

GAME	DATE	OPP/HOME ATT.	SCORE	RECORD
41	1/12	HOU (9,634)	5-2 W	24-14-3-0
42	1/16	MTB (4,811)	0-4 L	24-15-3-0
43	1/18	CIN (9,020)	3-2 W	25-15-3-0
44	1/19	@ Mil	2-2 T	25-15-4-0
45	1/20	@ Chi	1-0 W	26-15-4-0
46	1/23	@ Her	2-1 W	27-15-4-0
47	1/25	@ Nor	7-1 W	28-15-4-0
48	1/29	MIL (5,233)	4-0 W	29-15-4-0
49	1/31	@ Hou	3-3 T	29-15-5-0
50	2/2	@ Hou	3-1 W	30-15-5-0
51	2/3	@ Chi	1-2 L	30-16-5-0
52	2/6	UTA (5,022)	2-3 L	30-17-5-0
53	2/8	UTA (8,573)	1-3 L	30-18-5-0
54	2/9	HAM (10,247)	1-0 W	31-18-5-0
55	2/10	@ Chi	2-5 L	31-19-5-0
56	2/15	HAM (8,117)	2-0 W	32-19-5-0
57	2/16	UTA (9,331)	2-1 W	33-19-5-0
58	2/20	HOU (5,029)	0-2 L	33-20-5-0
59	2/22	HOU (7,570)	3-3 T	33-20-6-0
60	2/23	@ Mil	1-1 T	33-20-7-0
61	2/24	UTA (7,201)	9-1 W	34-20-7-0
62	2/27	@ Mtb	2-1 W	35-20-7-0
63	3/1	RCH (7,117)	0-1 L	35-21-7-0
64	3/2	MIL (8,170)	1-0 W	36-21-7-0
65	3/6	@ Hou	0-0 T	36-21-8-0
66	3/7	@ Hou	1-2 L	36-22-8-0
67	3/9	@ Mil	3-3 T	36-22-9-0
68	3/13	MTB (5,589)	2-1 W	37-22-9-0
69	3/15	@ Mtb	0-5 L	37-23-9-0
70	3/16	@ Uta	1-1 T	37-23-10-0
71	3/20	MIL (6,407)	1-1 T	37-23-11-0
72	3/22	@ Mil	4-3 OTW	38-23-11-0
73	3/23	WBS (9,523)	3-2 W	39-23-11-0
74	3/27	@ Rch	0-3 L	39-24-11-0
75	3/29	@ Mil	1-3 L	39-25-11-0
76	3/30	RCH (10,834)	0-3 L	39-26-11-0
77	4/3	@ Uta	1-3 L	39-27-11-0
78	4/5	@ Uta	2-1 W	40-27-11-0
79	4/6	@ Chi	3-2 W	41-27-11-0
80	4/7	@ Mtb	5-2 W	42-27-11-0

Western Quarterfinals - #2 Grand Rapids lost to #7 Chicago, 2-3

P1	4/13	CHI (5,023)	4-1 W	1-0
P2	4/15	CHI (4,418)	1-5 L	1-1
P3	4/17	@ Chi	1-2 L	1-2
P4	4/19	@ Chi	3-0 W	2-2
P5	4/21	CHI (5,165)	2-4 L	2-3

OPENING NIGHT LINEUP

3	Vauclair	D	22	C. Kelly	F
4	Gruden	D	23	Murphy	F
5	W. Brookbank	D	24	Richards	D
9	Kip Miller	F	25	Prusek	G
11	Boisvert	F	26	Bala	F
12	Black	F	29	Doig	D
16	Hymovitz	F	44	Kwiatkowski	D
17	Szysky	F	49	M. Chouinard	G
19	Schastlivy	F	61	Dahlman	F
20	Ulmer	F			

SEASON FINALE LINEUP

3	Vauclair	D	23	Murphy	F
4	Gruden	D	24	Richards	D
7	Skarperud	F	25	Prusek	G
11	Boisvert	F	26	Bala	F
15	Martins	F	27	Van Drunen	D
16	Hymovitz	F	29	Doig	D
17	Szysky	F	30	Lajeunesse	G
20	Ulmer	F	44	Kwiatkowski	D
21	Langfeld	F	61	Dahlman	F
22	C. Kelly	F	79	Spezza	F

2000-01 SEASON

Regular Season – 1st of 6 in Eastern Conference, 1st of 11 in IHL

Overall: 53-22-7, 113 points

Home: 31-7-3, 65 points

Road: 22-15-4, 48 points

Playoffs – Lost in Eastern Conference Finals

Eastern Semifinals – Defeated #4 Cleveland, 4-0

Eastern Finals – Lost to #2 Orlando, 2-4

General Manager – Bob McNamara

Assistant Coach – Danton Cole

Equipment Manager – Rob Flahiff

Head Coach – Bruce Cassidy

Medical Therapist – Rob Snitzer



REGULAR SEASON

Player	GP	G	A	PTS	+/-	PIM	PP	SH	GW	FG	SHT	PCT
King, Derek	76	32	51	83	38	19	10	3	3	4	237	13.5%
Butsayev, Viacheslav	75	33	35	68	38	65	5	3	5	5	238	13.9%
Ciernik, Ivan	66	27	38	65	41	53	5	2	6	3	170	15.9%
Roberts, Dave	72	27	36	63	29	47	7	0	5	5	192	14.1%
White, Todd	64	22	32	54	16	20	6	1	5	3	150	14.7%
Patterson, Ed	70	19	23	42	11	90	5	2	3	4	139	13.7%
Neil, Chris	78	15	21	36	17	354	3	1	2	4	91	16.5%
Miller, Kip	34	16	19	35	14	12	4	2	2	5	82	19.5%
Richards, Travis	75	5	30	35	38	42	2	1	2	2	105	4.8%
Oliver, David	51	14	17	31	5	35	2	0	4	1	110	12.7%
Szysky, Chris	70	15	13	28	6	108	1	1	3	2	86	17.4%
Gorovikov, Konstantin	68	7	19	26	2	48	1	0	1	2	119	5.9%
Schastlivy, Petr	43	10	14	24	-5	10	2	1	1	2	135	7.4%
Kwiatkowski, Joel	77	4	17	21	27	58	0	0	2	0	123	3.3%
Gagnon, Sean	70	4	16	20	17	226	0	1	0	1	109	3.7%
Crowley, Mike	22	4	12	16	9	10	2	1	1	1	56	7.1%
Bouchard, Joel	19	3	9	12	7	8	0	0	1	1	42	7.1%
Aldridge, Keith	36	3	8	11	10	99	0	0	1	0	74	4.1%
Berens, Sean	37	3	8	11	11	26	0	0	0	0	49	6.1%
Gruden, John	34	2	6	8	3	18	0	1	0	0	58	3.4%
Van Druenen, Dave	36	2	5	7	25	24	0	0	0	0	43	4.7%
Demidov, Ilja	54	1	4	5	3	65	0	0	0	0	39	2.6%
Millar, Craig	12	1	2	3	-2	2	0	0	0	0	18	5.6%
Fountain, Mike	52	0	3	3	0	4	0	0	0	0	0	0.0%
MacLean, Cail	16	2	0	2	-3	0	0	0	1	1	18	11.1%
Wood, Derek	6	1	1	2	-1	2	0	0	0	0	4	25.0%
Stewart, Bobby	7	0	2	2	0	0	0	0	0	0	3	0.0%
Harrold, Josh	14	0	2	2	0	4	0	0	0	0	21	0.0%
McSorley, Marty	14	0	2	2	6	36	0	0	0	0	9	0.0%
Hall, Mike	7	1	0	1	-2	0	0	0	0	1	10	10.0%
Emmons, John	9	1	0	1	-3	4	0	0	0	0	11	9.1%
Maurice, Mike	6	0	1	1	2	0	0	0	0	0	4	0.0%
DaCosta, Jeff	1	0	0	0	-1	2	0	0	0	0	0	0.0%
Daigle, Sylvain	1	0	0	0	0	0	0	0	0	0	0	0.0%
Pavlikovsky, Rastislav	1	0	0	0	0	0	0	0	0	0	0	0.0%
Brule, Eric	2	0	0	0	0	0	0	0	0	0	4	0.0%
Hnidy, Shane	2	0	0	0	-1	2	0	0	0	0	6	0.0%
Rivers, Jamie	2	0	0	0	3	2	0	0	0	0	3	0.0%
Tremblay, J.F.	2	0	0	0	1	0	0	0	0	0	0	0.0%
Alban, Chad	3	0	0	0	0	2	0	0	0	0	0	0.0%
Lambert, Judd	3	0	0	0	0	0	0	0	0	0	0	0.0%
Plante, Philippe	3	0	0	0	2	0	0	0	0	0	6	0.0%
Grimes, Kevin	5	0	0	0	1	4	0	0	0	0	1	0.0%
Hocking, Justin	6	0	0	0	-2	12	0	0	0	0	5	0.0%
Blanchard, Sean	10	0	0	0	4	7	0	0	0	0	9	0.0%
Chouinard, Mathieu	28	0	0	0	0	2	0	0	0	0	0	0.0%
Bench	82	5		5		18			5			
Griffins Totals	82	279	446	725		1540	55	20	53	47	2579	10.8%
Opponent Totals	82	196	320	516		1484	53	8	25	34	2267	8.6%



2019-20 SEASON

2000-01 SEASON

REGULAR SEASON

Goalie	GP	MIN	GAA	W	L	OTP	EN	SO	GA	SAVES	SPCT
Alban, Chad	3	180:00	1.33	2	1	0	0	1	4	81	0.953
Fountain, Mike	52	3004:39	2.08	34	10	6	1	6	104	1269	0.924
Chouinard, Mathieu	28	1566:43	2.64	17	7	1	1	1	69	637	0.902
Lambert, Judd	3	148:02	3.65	0	3	0	0	0	9	55	0.859
Daigle, Sylvain	1	60:00	5.00	0	1	0	0	0	5	29	0.853
Griffins Totals	82	4978:17	2.36	53	22	7	2	8	196	2071	0.914
Opponent Totals	82	4978:17	3.36	25	48	5	11	1	279	2305	0.894

REGULAR SEASON

Scoring by Period											
1st PER		2nd PER		3rd PER		OVERTIME		SHOOTOUT		TOTALS	
GF	GA	GF	GA	GF	GA	GF	GA	GF	GA	GF	GA
80	55	90	82	102	52	2	4	5	3	279	196

Shots by Period											
1st PER		2nd PER		3rd PER		OVERTIME		TOTALS			
SF	SA	SF	SA	SF	SA	SF	SA	SF	SA	SF	SA
880	695	879	805	785	734	35	30	2579	2264		

Power Play: 55-300 (18.3%) 2nd of 11 in IHL
Penalty Kill: 299-352 (84.9%) 4th of 11 in IHL

PLAYOFFS

Player	GP	G	A	PTS	+/-	PIM	PP	SH	GW	FG	SHT	PCT
Miller, Kip	10	5	8	13	0	2	1	0	0	3	25	20.0%
Ciernik, Ivan	10	5	6	11	6	26	0	0	1	1	30	16.7%
King, Derek	10	5	5	10	2	4	3	1	1	1	32	15.6%
Oliver, David	10	6	2	8	3	8	0	0	1	0	22	27.3%
Schastliyy, Petr	7	4	4	8	3	0	1	0	0	0	26	15.4%
White, Todd	10	4	4	8	4	10	0	0	3	0	18	22.2%
Butsayev, Viacheslav	10	1	5	6	2	18	0	0	0	0	31	3.2%
Gagnon, Sean	10	2	3	5	7	30	0	1	0	0	10	20.0%
Gruden, John	10	1	4	5	8	8	0	0	0	0	9	11.1%
Patterson, Ed	10	1	4	5	4	17	0	0	0	0	7	14.3%
Richards, Travis	10	0	5	5	-2	8	0	0	0	0	24	0.0%
Neil, Chris	10	2	2	4	2	22	1	0	0	0	9	22.2%
Roberts, Dave	10	1	2	3	2	8	0	0	0	0	17	5.9%
Szysky, Chris	7	0	2	2	2	13	0	0	0	0	9	0.0%
Fountain, Mike	8	0	2	2	0	0	0	0	0	0	0	0.0%
Aldridge, Keith	10	0	2	2	7	8	0	0	0	0	18	0.0%
Kwiatkowski, Joel	10	1	0	1	0	4	0	0	0	1	18	5.6%
Demidov, Ilja	2	0	1	1	4	21	0	0	0	0	0	0.0%
Van Drunen, Dave	10	0	1	1	7	22	0	0	0	0	7	0.0%
Chouinard, Mathieu	3	0	0	0	0	0	0	0	0	0	0	0.0%
Berens, Sean	4	0	0	0	0	0	0	0	0	0	4	0.0%
Bench	10					0						
Griffins Totals	10	38	62	100		229	6	2	6	6	316	12.0%
Opponent Totals	10	26	37	63		198	7	4	4	4	292	8.9%

PLAYOFFS

Goalie	GP	MIN	GAA	W	L	EN	SO	GA	SAVES	SPCT
Chouinard, Mathieu	3	134:46	1.78	1	1	1	0	4	58	0.935
Fountain, Mike	8	521:45	2.41	5	3	0	1	21	208	0.908
Griffins Totals	10	658:18	2.37	6	4	1	1	26	266	0.911
Opponent Totals	10	658:18	3.46	4	6	2	1	38	278	0.880

PLAYOFFS

Scoring by Period											
1st PER		2nd PER		3rd PER		OVERTIME		TOTALS			
GF	GA	GF	GA	GF	GA	GF	GA	GF	GA	GF	GA
12	8	15	6	11	10	0	2	38	26		

Shots by Period											
1st PER		2nd PER		3rd PER		OVERTIME		TOTALS			
SF	SA	SF	SA	SF	SA	SF	SA	SF	SA	SF	SA
109	86	104	78	78	104	25	24	316	292		

Power Play: 6-49 (12.2%) 5th of 8 in IHL
Penalty Kill: 51-58 (87.9%) 3rd of 8 in IHL

2000-01 RESULTS

GAME	DATE	OPP/HOME ATT.	SCORE	RECORD	GAME	DATE	OPP/HOME ATT.	SCORE	RECORD
1	10/6	CLE (10,834)	4-3 SOW	1-0-0	42	1/20	@ Mil	2-3 SOP	31-7-4
2	10/11	@ Cle	5-4 W	2-0-0	43	1/23	KC (6,114)	4-3 SOW	32-7-4
3	10/13	@ Det	5-4 W	3-0-0	44	1/26	UTA (9,098)	4-1 W	33-7-4
4	10/14	@ Chi	3-1 W	4-0-0	45	1/27	ORL (10,834)	2-3 L	33-8-4
5	10/20	MTB (6,168)	1-3 L	4-1-0	46	2/1	@ Orl	3-2 SOW	34-8-4
6	10/21	ORL (7,614)	1-0 W	5-1-0	47	2/2	@ Orl	1-2 L	34-9-4
7	10/25	@ Mil	1-2 OTP	5-1-1	48	2/4	@ Cle	1-4 L	34-10-4
8	10/27	MIL (6,540)	3-2 W	6-1-1	49	2/6	@ Cin	0-3 L	34-11-4
9	10/28	@ Det	6-2 W	7-1-1	50	2/9	@ Cin	2-4 L	34-12-4
10	11/3	CIN (7,012)	5-1 W	8-1-1	51	2/10	UTA (10,226)	3-1 W	35-12-4
11	11/4	CIN (7,924)	6-3 W	9-1-1	52	2/11	HOU (8,134)	5-2 W	36-12-4
12	11/10	CLE (7,341)	4-2 W	10-1-1	53	2/14	ORL (6,357)	3-4 SOP	36-12-5
13	11/11	UTA (8,111)	4-2 W	11-1-1	54	2/16	@ Kc	7-5 W	37-12-5
14	11/17	MTB (8,034)	1-2 SOP	11-1-2	55	2/17	@ Kc	2-1 W	38-12-5
15	11/18	@ Uta	2-3 L	11-2-2	56	2/18	DET (8,102)	1-2 L	38-13-5
16	11/19	@ Mtb	1-3 L	11-3-2	57	2/21	CIN (6,605)	5-0 W	39-13-5
17	11/22	@ Orl	1-2 OTP	11-3-3	58	2/23	MIL (9,428)	3-5 L	39-14-5
18	11/24	CLE (8,018)	3-1 W	12-3-3	59	2/24	HOU (10,634)	5-2 W	40-14-5
19	11/25	CIN (7,822)	3-0 W	13-3-3	60	2/27	HOU (6,123)	5-2 W	41-14-5
20	11/28	@ Mil	3-2 W	14-3-3	61	3/1	@ Hou	2-3 L	41-15-5
21	12/1	@ Mtb	1-3 L	14-4-3	62	3/3	@ Cle	3-5 L	41-16-5
22	12/2	@ Mtb	3-2 W	15-4-3	63	3/4	@ Mil	6-5 W	42-16-5
23	12/7	CIN (6,244)	5-4 OTW	16-4-3	64	3/7	MTB (6,444)	2-3 L	42-17-5
24	12/8	@ Mil	4-0 W	17-4-3	65	3/9	CHI (9,012)	9-3 W	43-17-5
25	12/10	@ Chi	5-2 W	18-4-3	66	3/10	CHI (10,834)	3-4 L	43-18-5
26	12/13	MIL (6,192)	4-2 W	19-4-3	67	3/13	DET (6,101)	4-1 W	44-18-5
27	12/15	@ Cle	5-4 OTW	20-4-3	68	3/15	ORL (6,793)	4-1 W	45-18-5
28	12/16	KC (9,269)	3-4 L	20-5-3	69	3/17	@ Cle	2-4 L	45-19-5
29	12/20	@ Uta	1-2 L	20-6-3	70	3/18	@ Hou	7-3 W	46-19-5
30	12/22	KC (8,464)	5-3 W	21-6-3	71	3/23	@ Orl	1-4 L	46-20-5
31	12/26	CHI (8,270)	6-3 W	22-6-3	72	3/25	@ Det	4-2 W	47-20-5
32	12/27	@ Chi	6-2 W	23-6-3	73	3/28	UTA (6,991)	2-1 SOW	48-20-5
33	12/28	@ Mil	4-1 W	24-6-3	74	3/29	ORL (7,832)	2-3 OTP	48-20-6
34	12/30	MIL (7,807)	2-1 W	25-6-3	75	3/31	@ Cin	5-2 W	49-20-6
35	12/31	CHI (8,116)	4-1 W	26-6-3	76	4/1	@ Cle	8-0 W	50-20-6
36	1/5	@ Det	5-3 W	27-6-3	77	4/4	@ Uta	3-4 OTP	50-20-7
37	1/10	CIN (6,173)	4-3 W	28-6-3	78	4/6	@ Uta	2-1 W	51-20-7
38	1/12	DET (10,834)	1-0 W	29-6-3	79	4/7	DET (10,834)	6-0 W	52-20-7
39	1/13	@ Chi	2-4 L	29-7-3	80	4/13	@ Det	2-4 L	52-21-7
40	1/17	MTB (6,122)	1-0 SOW	30-7-3	81	4/14	@ Kc	4-2 W	53-21-7
41	1/19	MIL (9,505)	3-1 W	31-7-3	82	4/15	@ Kc	4-5 L	53-22-7

Eastern Semifinals - #1 Grand Rapids defeated #4 Cleveland, 4-0

P1	4/20	CLE (7,144)	5-1 W	1-0
P2	4/21	CLE (7,431)	7-4 W	2-0
P3	4/23	@ Cle	2-1 W	3-0
P4	4/25	@ Cle	3-0 W	4-0

Eastern Finals - #1 Grand Rapids lost to #2 Orlando, 2-4

P5	5/3	ORL (5,012)	3-4 3OTL	0-1
P6	5/5	@ Orl	4-2 W	1-1
P7	5/6	@ Orl	3-5 L	1-2
P8	5/9	ORL (5,426)	3-4 OTL	1-3
P9	5/10	ORL (5,092)	8-3 W	2-3
P10	5/12	@ Orl	0-2 L	2-4

OPENING NIGHT LINEUP

7	King	F	23	Patterson	F
8	Neil	F	24	Richards	D
9	Roberts	F	28	Butsayev	F
11	Szysky	F	32	Ciernik	F
12	White	F	35	Dimaline	G
17	Emmons	F	42	J. Bouchard	D
18	Gorovikov	F	44	Kwiatkowski	D
19	Schastlivy	F	49	M. Chouinard	G
20	Crowley	D	77	Demidov	D
22	Harrold	D			

SEASON FINALE LINEUP

4	Gruden	D	26	Oliver	F
5	Aldridge	D	27	Van Drunen	D
6	S. Gagnon	D	28	Butsayev	F
7	King	F	30	Fountain	G
8	Neil	F	32	Ciernik	F
9	Roberts	F	37	Kip Miller	F
12	White	F	44	Kwiatkowski	D
19	Schastlivy	F	49	M. Chouinard	G
23	Patterson	F	77	Demidov	D
24	Richards	D			

1999-00 SEASON

Regular Season – 1st of 7 in Eastern Conference, 2nd of 13 in IHL

Overall: 51-22-9, 111 points
 Home: 26-12-3, 55 points
 Road: 25-10-6, 56 points

Playoffs – Lost in Turner Cup Finals

Eastern Semifinals - Defeated #4 Cleveland, 4-2
 Eastern Finals - Defeated #3 Cincinnati, 4-1
 Turner Cup Finals - Lost to #1 Chicago, 2-4

General Manager – Bob McNamara

Head Coach – Guy Charron

Assistant Coaches – Curtis Hunt, Danton Cole, Kelly Miller

Medical Therapist – Rob Snitzer

Equipment Manager – Tim Paris



REGULAR SEASON

Player	GP	G	A	PTS	+/-	PIM	PP	SH	GW	FG	SHT	PCT
Picard, Michel	65	33	35	68	29	50	3	2	4	8	163	20.2%
Butsayev, Viacheslav	68	28	35	63	21	85	4	2	4	2	207	13.5%
Miller, Kevin	63	20	34	54	15	51	7	0	3	3	175	11.4%
King, Derek	52	19	30	49	20	25	7	0	4	2	164	11.6%
Sarault, Yves	62	17	26	43	9	77	1	1	4	4	192	8.9%
Patterson, Ed	74	20	21	41	19	141	6	1	3	4	142	14.1%
Schastlivy, Petr	46	16	12	28	-2	10	3	0	6	3	142	11.3%
Richards, Travis	71	5	23	28	29	47	2	0	0	1	97	5.2%
Emmons, John	64	10	16	26	10	78	1	1	2	2	102	9.8%
Rachunek, Karel	62	6	20	26	18	64	2	0	2	1	92	6.5%
Ciernik, Ivan	66	13	12	25	5	64	4	0	1	3	129	10.1%
Gorovikov, Konstantin	57	9	14	23	15	30	1	1	4	1	78	11.5%
Gruden, John	50	5	17	22	4	24	2	0	1	1	90	5.6%
Neil, Chris	51	9	10	19	9	301	2	0	1	2	55	16.4%
Nelson, Todd	73	2	15	17	36	47	0	0	0	0	78	2.6%
Plante, Philippe	63	3	11	14	17	24	0	0	1	1	88	3.4%
Rumble, Darren	29	3	10	13	3	20	2	0	0	0	37	8.1%
Shafraanov, Konstantin	24	3	8	11	0	15	2	1	1	0	32	9.4%
Karlander, Kory	22	5	5	10	3	31	0	1	0	1	29	17.2%
Szysky, Chris	32	5	4	9	10	44	1	0	0	1	55	9.1%
Petrovicky, Robert	7	5	3	8	-4	4	2	1	0	1	24	20.8%
Miller, Kelly	26	4	4	8	11	8	0	0	0	1	45	8.9%
McBain, Jason	16	1	6	7	5	23	0	0	0	0	37	2.7%
Baseggio, Dave	15	0	7	7	7	6	0	0	0	0	15	0.0%
Van Drunen, Dave	36	0	6	6	6	76	0	0	0	0	37	0.0%
Pavlikovsky, Rastislav	15	0	5	5	-3	24	0	0	0	0	22	0.0%
Maurice, Mike	6	1	2	3	2	5	0	0	0	1	7	14.3%
Kenny, Shane	24	1	1	2	-4	38	0	0	0	0	25	4.0%
Goldmann, Erich	26	1	1	2	-1	15	0	0	0	0	20	5.0%
Kochan, Dieter	2	0	1	1	0	0	0	0	0	0	0	0.0%
Wallace, Buddy	4	0	1	1	3	4	0	0	0	0	4	0.0%
Sryubko, Andrei	28	0	1	1	-2	109	0	0	0	0	22	0.0%
Fountain, Mike	36	0	1	1	0	4	0	0	0	0	0	0.0%
Hurme, Jani	52	0	1	1	0	30	0	0	0	0	0	0.0%
Beaubien, Frederick	1	0	0	0	0	0	0	0	0	0	0	0.0%
Pinfold, Dennis	1	0	0	0	-1	7	0	0	0	0	0	0.0%
Cole, Danton	2	0	0	0	1	0	0	0	0	0	2	0.0%
Metcalfe, Jason	2	0	0	0	1	9	0	0	0	0	1	0.0%
Shevalier, Jeff	2	0	0	0	0	0	0	0	0	0	5	0.0%
Norris, Warren	3	0	0	0	-1	0	0	0	0	0	0	0.0%
Grimes, Kevin	4	0	0	0	-1	13	0	0	0	0	0	0.0%
Bench	82	10		10		22			10			
Griffins Totals	82	254	398	652		1625	52	11	51	43	2413	10.5%
Opponent Totals	82	200	336	536		1607	61	6	31	39	2256	8.9%

REGULAR SEASON

Goalie	GP	MIN	GAA	W	L	SOP	EN	SO	GA	SAVES	SPCT
Kochan, Dieter	2	93:27	0.64	1	0	1	0	0	1	32	0.970
Hurme, Jani	52	2948:21	2.18	29	15	4	2	4	107	1240	0.921
Fountain, Mike	36	1850:43	2.50	21	7	4	3	3	77	780	0.910
Beaubien, Frederick	1	14:45	4.07	0	0	0	0	0	1	4	0.800
Griffins Totals	82	4920:00	2.44	51	22	9	5	7	200	2056	0.911
Opponent Totals	82	4920:00	3.10	31	41	10	11	3	254	2169	0.899



2019-20 SEASON

1999-00 SEASON

REGULAR SEASON

1st PER		2nd PER		Scoring by Period 3rd PER		SHOOTOUT		TOTALS	
GF	GA	GF	GA	GF	GA	GF	GA	GF	GA
74	72	77	70	93	49	10	9	254	200

1st PER		2nd PER		Shots by Period 3rd PER		TOTALS	
SF	SA	SF	SA	SF	SA	SF	SA
842	776	826	776	745	695	2413	2247
Power Play:		52-363 (14.3%)		9th of 13 in IHL			
Penalty Kill:		314-375 (83.7%)		11th of 13 in IHL			

PLAYOFFS

Player	GP	G	A	PTS	+/-	PIM	PP	SH	GW	FG	SHT	PCT
Miller, Kevin	17	11	7	18	1	30	5	0	1	1	46	23.9%
Picard, Michel	17	8	10	18	-4	4	2	0	2	0	60	13.3%
Butsayev, Viacheslav	17	4	12	16	4	24	2	0	0	1	44	9.1%
Schastlivy, Petr	17	8	7	15	9	6	1	0	2	3	58	13.8%
King, Derek	17	7	8	15	-4	8	4	0	0	0	75	9.3%
Sarault, Yves	17	7	4	11	8	32	0	1	2	1	54	13.0%
Richards, Travis	17	1	7	8	2	18	1	0	0	0	29	3.4%
McBain, Jason	15	2	5	7	2	12	0	0	0	1	30	6.7%
Ciernik, Ivan	6	0	6	6	8	2	0	0	0	0	11	0.0%
Baseggio, Dave	15	0	6	6	1	6	0	0	0	0	28	0.0%
Szysky, Chris	15	2	3	5	3	45	0	0	1	0	17	11.8%
Gruden, John	12	1	4	5	0	8	0	0	0	0	14	7.1%
Emmons, John	16	1	4	5	1	28	0	0	1	0	18	5.6%
Rachunek, Karel	9	0	5	5	5	6	0	0	0	0	13	0.0%
Patterson, Ed	5	4	0	4	2	2	2	0	1	0	12	33.3%
Plante, Philippe	14	2	0	2	9	4	0	0	0	0	15	13.3%
Maurice, Mike	3	0	2	2	1	0	0	0	0	0	2	0.0%
Neil, Chris	8	0	2	2	-1	24	0	0	0	0	8	0.0%
Hurme, Jani	17	0	2	2	0	4	0	0	0	0	0	0.0%
Nelson, Todd	17	0	2	2	7	10	0	0	0	0	13	0.0%
Gorovikov, Konstantin	8	1	0	1	3	4	0	0	0	0	11	9.1%
Miller, Kelly	7	0	1	1	-1	2	0	0	0	0	10	0.0%
Fountain, Mike	1	0	0	0	0	0	0	0	0	0	0	0.0%
Van Drunen, Dave	1	0	0	0	-1	2	0	0	0	0	1	0.0%
Sryubko, Andrei	2	0	0	0	1	9	0	0	0	0	2	0.0%
Bench	17					8						
Griffins Totals	17	59	97	156		298	17	1	10	7	571	10.3%
Opponent Totals	17	41	69	110		300	11	4	7	10	498	8.2%

PLAYOFFS

Goalie	GP	MIN	GAA	W	L	EN	SO	GA	SAVES	SPCT
Hurme, Jani	17	1028:02	2.16	10	7	0	1	37	447	0.924
Fountain, Mike	1	20:00	12.00	0	0	0	0	4	10	0.714
Griffins Totals	17	1052:37	2.34	10	7	0	1	41	457	0.918
Opponent Totals	17	1052:37	3.36	7	10	1	2	59	512	0.897

PLAYOFFS

1st PER		2nd PER		Scoring by Period 3rd PER		OVERTIME		TOTALS	
GF	GA	GF	GA	GF	GA	GF	GA	GF	GA
16	15	19	15	23	9	1	2	59	41
1st PER		2nd PER		Shots by Period 3rd PER		OVERTIME		TOTALS	
SF	SA	SF	SA	SF	SA	SF	SA	SF	SA
200	177	204	175	159	127	8	19	571	498
Power Play:		17-96 (17.7%)		3rd of 10 in IHL					
Penalty Kill:		79-90 (87.8%)		4th of 10 in IHL					

OPENING NIGHT LINEUP

4	Rumble	D	19	Schastlivy	F
5	Kenny	D	20	Wallace	F
6	Grimes	D	23	Patterson	F
7	Picard	F	24	Richards	D
9	Goldmann	D	25	Shafanov	F
14	Kev. Miller	F	26	Pavlikovsky	F
15	Sarault	F	29	Rachunek	D
16	Cole	F	30	Fountain	G
17	Emmons	F	35	Beaubien	G

SEASON FINALE LINEUP

3	Plante	D	19	Schastlivy	F
5	McBain	D	22	Gruden	D
7	Picard	F	24	Richards	D
8	Neil	F	25	Maurice	F
11	Szysky	F	28	Butsayev	F
12	King	F	29	Rachunek	D
14	Kev. Miller	F	30	Fountain	G
15	Sarault	F	35	Hurme	G
17	Emmons	F	44	T. Nelson	D

1999-00 RESULTS

GAME	DATE	OPP/HOME ATT.	SCORE	RECORD	GAME	DATE	OPP/HOME ATT.	SCORE	RECORD
1	10/1	@ Det	4-1 W	1-0-0	42	1/21	ORL (10,834)	3-6 L	27-12-3
2	10/2	@ Cle	1-6 L	1-1-0	43	1/22	CLE (10,834)	5-4 W	28-12-3
3	10/8	MIL (10,834)	2-1 SOW	2-1-0	44	1/28	@ Kc	1-4 L	28-13-3
4	10/9	@ Mil	1-2 SOP	2-1-1	45	1/29	@ Kc	2-3 SOP	28-13-4
5	10/13	CLE (6,782)	2-6 L	2-2-1	46	2/1	@ Cin	1-0 W	29-13-4
6	10/15	@ Lb	4-5 L	2-3-1	47	2/4	@ Uta	3-4 L	29-14-4
7	10/16	@ Lb	5-3 W	3-3-1	48	2/5	@ Hou	1-2 SOP	29-14-5
8	10/22	DET (8,011)	1-4 L	3-4-1	49	2/6	@ Hou	1-3 L	29-15-5
9	10/23	CIN (7,826)	2-1 W	4-4-1	50	2/9	ORL (7,358)	2-3 L	29-16-5
10	10/28	MTB (6,885)	4-1 W	5-4-1	51	2/11	HOU (9,280)	6-3 W	30-16-5
11	10/29	MTB (7,548)	2-1 W	6-4-1	52	2/12	HOU (10,595)	2-3 SOP	30-16-6
12	10/30	@ Cin	4-3 W	7-4-1	53	2/15	@ Mil	4-3 W	31-16-6
13	11/5	LB (10,015)	1-2 L	7-5-1	54	2/16	UTA (7,534)	3-1 W	32-16-6
14	11/6	KC (9,193)	4-5 L	7-6-1	55	2/18	@ Mic	0-1 L	32-17-6
15	11/11	KC (7,051)	4-1 W	8-6-1	56	2/20	DET (8,734)	2-1 SOW	33-17-6
16	11/12	MIL (8,422)	5-0 W	9-6-1	57	2/25	MIC (10,834)	0-2 L	33-18-6
17	11/13	@ Mil	6-3 W	10-6-1	58	2/26	@ Mic	5-2 W	34-18-6
18	11/18	MIC (7,315)	7-4 W	11-6-1	59	2/27	CIN (8,010)	6-1 W	35-18-6
19	11/19	@ Mic	2-1 W	12-6-1	60	3/2	KC (7,682)	4-5 L	35-19-6
20	11/20	ORL (10,834)	6-2 W	13-6-1	61	3/3	@ Cle	3-0 W	36-19-6
21	11/23	ORL (7,322)	2-5 L	13-7-1	62	3/4	@ Cle	3-4 SOP	36-19-7
22	11/24	@ Det	3-2 W	14-7-1	63	3/9	CHI (7,596)	1-2 SOP	36-19-8
23	11/27	@ Orl	5-3 W	15-7-1	64	3/10	@ Mic	4-3 SOW	37-19-8
24	11/28	@ Orl	2-3 SOP	15-7-2	65	3/11	CIN (10,834)	5-4 SOW	38-19-8
25	12/3	CLE (8,565)	1-2 L	15-8-2	66	3/16	MIC (7,675)	6-1 W	39-19-8
26	12/4	MIL (10,220)	1-5 L	15-9-2	67	3/17	@ Cin	0-2 L	39-20-8
27	12/8	CLE (7,522)	1-0 W	16-9-2	68	3/18	DET (10,834)	3-4 SOP	39-20-9
28	12/10	@ Mil	1-4 L	16-10-2	69	3/23	DET (7,847)	3-2 SOW	40-20-9
29	12/11	@ Mtb	4-1 W	17-10-2	70	3/24	MIL (9,894)	5-3 W	41-20-9
30	12/12	@ Mtb	2-1 W	18-10-2	71	3/25	@ Mic	3-2 SOW	42-20-9
31	12/18	MIL (10,178)	2-1 W	19-10-2	72	3/29	@ Orl	4-1 W	43-20-9
32	12/22	@ Chi	5-3 W	20-10-2	73	3/30	@ Orl	2-4 L	43-21-9
33	12/23	@ Det	4-1 W	21-10-2	74	3/31	@ Hou	1-0 W	44-21-9
34	12/26	@ Orl	3-5 L	21-11-2	75	4/2	@ Hou	4-3 SOW	45-21-9
35	12/28	@ Orl	3-4 SOP	21-11-3	76	4/5	@ Mic	3-2 SOW	46-21-9
36	12/29	MIC (10,025)	2-1 W	22-11-3	77	4/7	@ Cin	5-2 W	47-21-9
37	1/2	@ Mtb	4-3 SOW	23-11-3	78	4/8	CIN (10,114)	4-3 SOW	48-21-9
38	1/7	@ Chi	3-1 W	24-11-3	79	4/12	MIC (7,427)	5-2 W	49-21-9
39	1/13	CIN (7,506)	4-0 W	25-11-3	80	4/14	CIN (8,710)	2-3 L	49-22-9
40	1/15	ORL (10,834)	4-1 W	26-11-3	81	4/15	@ Cin	5-2 W	50-22-9
41	1/20	MIC (7,725)	5-0 W	27-11-3	82	4/16	DET (8,323)	4-2 W	51-22-9

Eastern Semifinals - #1 Grand Rapids defeated #4 Cleveland, 4-2

P1	4/26	CLE (7,128)	1-2 OTL	0-1
P2	4/27	CLE (7,102)	2-0 W	1-1
P3	4/30	@ Cle	4-3 OTW	2-1
P4	5/2	@ Cle	4-1 W	3-1
P5	5/4	CLE (6,016)	0-2 L	3-2
P6	5/7	@ Cle	5-2 W	4-2

Eastern Finals - #1 Grand Rapids defeated #3 Cincinnati, 4-1

P7	5/12	CIN (5,735)	1-2 L	0-1
P8	5/13	CIN (5,645)	4-3 W	1-1
P9	5/19	@ Cin	10-1 W	2-1
P10	5/20	@ Cin	4-1 W	3-1
P11	5/23	CIN (5,825)	6-1 W	4-1

Turner Cup Finals - #1 Grand Rapids lost to #1 Chicago, 2-4

P12	5/26	@ Chi	3-4 OTL	0-1
P13	5/28	@ Chi	0-4 L	0-2
P14	5/30	CHI (7,010)	5-3 W	1-2
P15	6/1	CHI (10,127)	3-5 L	1-3
P16	6/3	@ Chi	6-4 W	2-3
P17	6/5	CHI (10,156)	1-3 L	2-4



2019-20 SEASON

1998-99 SEASON

Regular Season – 4th of 4 in Northeast Division, 7th of 8 in Eastern Conference, 15th of 16 in IHL

Overall: 34-40-8, 76 points

Home: 19-18-4, 42 points

Road: 15-22-4, 34 points

Playoffs – Did Not Qualify

General Manager – Bob McNamara

Assistant Coach – Curtis Hunt

Equipment Manager – Tim Paris

Head Coach – Guy Charron

Medical Therapist – Rob Snitzer

REGULAR SEASON

Player	GP	G	A	PTS	+/-	PIM	PP	SH	GW	FG	SHT	PCT
Metropolit, Glen	77	28	53	81	12	92	12	1	6	5	250	11.2%
Petrovicky, Robert	49	26	32	58	15	87	4	2	4	4	166	15.7%
Hlushko, Todd	82	24	26	50	-4	78	7	2	1	2	221	10.9%
Vasilyev, Andrei	59	21	27	48	-16	24	2	2	3	3	128	16.4%
Frederick, Joe	45	23	18	41	-1	98	7	0	2	3	117	19.7%
Brimanis, Aris	66	16	21	37	1	70	6	2	3	1	210	7.6%
Richards, Travis	82	9	23	32	-3	84	4	0	0	2	134	6.7%
Spiridonov, Maxim	41	11	17	28	0	12	3	0	0	1	74	14.9%
Karlander, Kory	44	9	19	28	-3	58	0	4	1	1	72	12.5%
Rumble, Darren	53	6	22	28	3	44	2	2	0	0	115	5.2%
Cole, Danton	72	14	11	25	-3	50	3	2	0	2	130	10.8%
Bicanek, Radim	46	8	17	25	-4	48	4	0	0	0	98	8.2%
Bednar, Jared	74	3	18	21	-11	220	1	0	0	1	94	3.2%
MacLean, Donald	28	6	13	19	-3	8	2	0	0	1	58	10.3%
Royer, Gaetan	52	12	6	18	-12	177	1	2	1	1	86	14.0%
Bjork, Anders	35	8	6	14	-5	17	2	2	1	4	44	18.2%
Peterson, Brent	17	7	5	12	3	14	2	0	1	1	41	17.1%
Elick, Mickey	17	3	6	9	-2	8	0	0	1	0	48	6.3%
Coles, Bruce	15	1	7	8	-1	10	0	0	0	0	22	4.5%
Ashe, Tom	76	1	7	8	9	84	0	0	0	0	62	1.6%
Nedomansky, Vashi	12	3	4	7	-3	6	1	0	0	0	33	9.1%
Shannon, Darrin	10	1	5	6	3	12	0	0	0	0	16	6.3%
Hussey, Marc	13	0	6	6	3	14	0	0	0	0	15	0.0%
Kruppke, Gord	42	0	5	5	-11	93	0	0	0	0	41	0.0%
Picard, Michel	6	2	2	4	1	2	0	0	0	1	26	7.7%
Ramsay, Bruce	47	1	3	4	-3	165	0	0	0	0	18	5.6%
Lojkin, Alexei	10	1	2	3	-6	4	0	0	0	0	26	3.8%
Buckberger, Ashley	11	1	2	3	-1	0	0	0	1	0	8	12.5%
Szysky, Chris	6	1	1	2	-5	10	0	0	1	0	18	5.6%
Leroux, Francois	13	1	1	2	-5	22	1	0	0	0	9	11.1%
Fiebelkorn, Jed	5	0	2	2	-1	5	0	0	0	0	3	0.0%
Kaminsky, Yan	7	0	2	2	-1	0	0	0	0	0	17	0.0%
Kuparinen, Mikko	19	0	2	2	-2	35	0	0	0	0	11	0.0%
Little, Neil	50	0	2	2	0	6	0	0	0	0	0	0.0%
Ruchty, Matt	13	1	0	1	-5	59	0	0	0	0	11	9.1%
Huffman, Kerry	4	0	1	1	2	6	0	0	0	0	10	0.0%
Nolan, Tom	6	0	1	1	-3	2	0	0	0	0	4	0.0%
Weaver, Jason	10	0	1	1	2	28	0	0	0	0	14	0.0%
Gordon, Ian	41	0	1	1	0	0	0	0	0	0	0	0.0%
Kordic, Dan	3	0	0	0	1	0	0	0	0	0	5	0.0%
Sasseville, Francois	3	0	0	0	0	2	0	0	0	0	4	0.0%
Curtin, Luke	4	0	0	0	-2	2	0	0	0	0	6	0.0%
LaFleur, Brian	4	0	0	0	-1	2	0	0	0	0	3	0.0%
Norris, Warren	4	0	0	0	-1	0	0	0	0	0	3	0.0%
Tallaire, Sean	4	0	0	0	-2	0	0	0	0	0	3	0.0%
Smith, Adam	5	0	0	0	-8	12	0	0	0	0	3	0.0%
DeSantis, Mark	7	0	0	0	1	9	0	0	0	0	3	0.0%
Tucker, Travis	10	0	0	0	-4	31	0	0	0	0	4	0.0%
Bench	82	8		8		32			8			
Griffins Totals	82	256	396	652		1842	64	21	34	33	2484	10.3%
Opponent Totals	82	281	471	752		1740	79	13	48	48	2402	11.7%

REGULAR SEASON

Goalie	GP	MIN	GAA	W	L	SOL	EN	SO	GA	SAVES	SPCT
Little, Neil	50	2739:56	3.15	18	21	5	3	3	144	1218	0.894
Gordon, Ian	41	2149:17	3.43	16	19	3	3	2	123	903	0.880
Griffins Totals	82	4920:00	3.43	34	40	8	6	5	281	2121	0.883
Opponent Totals	82	4920:00	3.12	48	26	8	9	2	256	2236	0.900



2019-20 SEASON

1998-99 SEASON

REGULAR SEASON

1st PER		2nd PER		3rd PER		SHOOTOUT		TOTALS	
GF	GA	GF	GA	GF	GA	GF	GA	GF	GA
80	93	81	86	87	94	8	8	256	281

1st PER		2nd PER		3rd PER		TOTALS	
SF	SA	SF	SA	SF	SA	SF	SA
839	810	857	809	788	775	2484	2394

Shots by Period
 15th of 16 in IHL
 11th of 16 in IHL

Power Play: 64-437 (14.6%)
Penalty Kill: 346-425 (81.4%)

1998-99 RESULTS

GAME	DATE	OPP/HOME ATT.	SCORE	RECORD	GAME	DATE	OPP/HOME ATT.	SCORE	RECORD
1	10/9	KC (10,834)	2-0 W	1-0-0	42	1/24	@ Mic	6-4 W	16-19-7
2	10/10	@ Chi	2-3 L	1-1-0	43	1/27	@ Cle	1-5 L	16-20-7
3	10/16	IND (9,052)	5-6 SOL	1-1-1	44	1/29	DET (10,834)	1-3 L	16-21-7
4	10/17	@ Mic	5-2 W	2-1-1	45	1/30	@ Det	1-7 L	16-22-7
5	10/23	LB (9,112)	4-5 L	2-2-1	46	2/4	@ Ori	1-3 L	16-23-7
6	10/24	HOU (9,515)	2-5 L	2-3-1	47	2/6	@ Ori	3-5 L	16-24-7
7	10/27	UTA (8,794)	4-0 W	3-3-1	48	2/10	KC (9,685)	3-5 L	16-25-7
8	10/29	@ Ori	0-4 L	3-4-1	49	2/12	MIL (10,834)	5-3 W	17-25-7
9	10/30	@ Hou	3-4 SOL	3-4-2	50	2/13	@ Mil	3-5 L	17-26-7
10	11/7	MIL (10,604)	5-0 W	4-4-2	51	2/14	IND (8,869)	5-2 W	18-26-7
11	11/10	IND (9,034)	5-3 W	5-4-2	52	2/17	@ Ftw	4-6 L	18-27-7
12	11/12	ORL (8,812)	2-3 L	5-5-2	53	2/18	ORL (9,545)	3-2 W	19-27-7
13	11/13	@ Mil	2-4 L	5-6-2	54	2/20	FTW (10,834)	3-1 W	20-27-7
14	11/14	MIC (10,614)	2-4 L	5-7-2	55	2/21	MIC (9,512)	4-2 W	21-27-7
15	11/17	@ Ind	1-4 L	5-8-2	56	2/23	ORL (9,498)	6-2 W	22-27-7
16	11/20	DET (10,834)	3-5 L	5-9-2	57	2/24	MTB (9,004)	2-3 SOL	22-27-8
17	11/21	ORL (10,619)	1-3 L	5-10-2	58	2/27	CHI (10,834)	3-2 SOW	23-27-8
18	11/24	@ Lb	3-5 L	5-11-2	59	2/28	MIC (9,703)	2-3 L	23-28-8
19	11/25	@ Lvg	5-4 W	6-11-2	60	3/3	@ Ftw	4-2 W	24-28-8
20	11/27	@ Lvg	5-4 W	7-11-2	61	3/4	CLE (9,457)	1-3 L	24-29-8
21	11/28	@ Ftw	4-3 SOW	8-11-2	62	3/6	LB (10,834)	3-5 L	24-30-8
22	12/4	FTW (10,336)	4-3 SOW	9-11-2	63	3/10	ORL (9,762)	3-2 W	25-30-8
23	12/5	DET (10,834)	2-3 L	9-12-2	64	3/12	@ Mic	3-1 W	26-30-8
24	12/6	@ Mil	1-4 L	9-13-2	65	3/13	@ Ind	2-1 SOW	27-30-8
25	12/10	LVG (9,310)	3-6 L	9-14-2	66	3/19	DET (10,418)	1-3 L	27-31-8
26	12/11	@ Kc	4-5 SOL	9-14-3	67	3/20	@ Mic	3-6 L	27-32-8
27	12/12	@ Kc	4-2 W	10-14-3	68	3/23	@ Mtb	2-5 L	27-33-8
28	12/18	CLE (10,644)	1-2 SOL	10-14-4	69	3/25	ORL (10,021)	0-5 L	27-34-8
29	12/19	@ Cin	3-4 SOL	10-14-5	70	3/26	FTW (10,214)	4-2 W	28-34-8
30	12/22	CIN (9,017)	3-4 SOL	10-14-6	71	3/28	@ Mil	4-2 W	29-34-8
31	12/23	@ Det	2-3 SOL	10-14-7	72	3/30	@ Ind	5-4 W	30-34-8
32	12/26	@ Mic	4-0 W	11-14-7	73	3/31	@ Kc	2-4 L	30-35-8
33	12/29	MTB (10,113)	3-4 L	11-15-7	74	4/2	CHI (9,681)	7-6 SOW	31-35-8
34	12/31	MIL (10,834)	3-5 L	11-16-7	75	4/3	DET (10,210)	5-1 W	32-35-8
35	1/5	@ Kc	3-4 L	11-17-7	76	4/7	@ Chi	2-4 L	32-36-8
36	1/8	@ Ftw	3-5 L	11-18-7	77	4/8	@ Ori	5-7 L	32-37-8
37	1/9	MIC (10,834)	3-2 SOW	12-18-7	78	4/10	@ Ori	1-5 L	32-38-8
38	1/15	@ Det	5-4 SOW	13-18-7	79	4/14	@ Chi	4-7 L	32-39-8
39	1/16	@ Ind	4-2 W	14-18-7	80	4/16	CIN (10,127)	2-3 L	32-40-8
40	1/22	IND (10,834)	6-1 W	15-18-7	81	4/17	CLE (10,042)	7-2 W	33-40-8
41	1/23	@ Mil	3-4 L	15-19-7	82	4/18	@ Det	1-0 SOW	34-40-8

OPENING NIGHT LINEUP

2	Rumble	D	19	Metropolit	F
6	Tucker	D	20	Petrovicky	F
7	Hlushko	F	21	Bednar	D
8	Spiridonov	F	24	Richards	D
10	Royer	F	27	Ashe	D
11	Ruchty	F	28	Huffman	D
15	Coles	F	29	Ramsay	F
16	Cole	F	31	Little	G
18	Bjork	F	35	Gordon	G

SEASON FINALE LINEUP

5	Kuparinen	D	23	Vasilyev	F
7	Hlushko	F	24	Richards	D
9	MacLean	F	25	Elick	D
10	Norris	F	27	Ashe	D
11	Brent Peterson	F	29	Ramsay	F
17	Szyzsky	F	31	Little	G
18	Karlander	F	33	Frederick	F
19	Metropolit	F	35	Gordon	G
21	Bednar	D	44	Marc Hussey	D



2019-20 SEASON

1997-98 SEASON

**Regular Season – 3rd of 4 in Northeast Division, 5th of 9 in Eastern Conference,
11th of 18 in IHL**

Overall: 38-31-13, 89 points

Home: 19-17-5, 43 points

Road: 19-14-8, 46 points

Playoffs – Lost in Eastern Conference Quarterfinals

Eastern Quarterfinals – Lost to #4 Cincinnati, 0-3

General Manager – Bob McNamara

Head Coaches – Dave Allison, Bob McNamara (assumed duties 3/3/98)

Assistant Coach – Curtis Hunt

Medical Therapist – Rob Snitzer

Equipment Manager – Tim Paris

REGULAR SEASON

Player	GP	G	A	PTS	+/-	PIM	PP	SH	GW	FG	SHT	PCT
Picard, Michel	58	28	41	69	5	42	6	1	3	9	206	13.6%
Greig, Mark	69	26	36	62	9	103	9	2	0	5	244	10.7%
Metropolit, Glen	79	20	35	55	19	90	5	1	2	4	186	10.8%
Patterson, Ed	81	12	31	43	-3	226	5	2	4	1	148	8.1%
Richards, Travis	81	12	20	32	10	70	6	0	2	3	155	7.7%
Tallaire, Sean	73	13	17	30	-7	65	3	0	5	1	147	8.8%
Bullock, Greg	35	9	19	28	5	58	5	1	1	3	62	14.5%
Nelson, Todd	75	6	21	27	15	36	5	0	2	0	99	6.1%
Huffman, Kerry	73	4	23	27	4	60	2	0	0	0	150	2.7%
Cole, Danton	81	13	13	26	-5	36	4	0	2	3	145	9.0%
Lindberg, Chris	18	8	14	22	7	25	1	0	0	1	47	17.0%
Ruchty, Matt	64	8	14	22	14	259	2	0	4	0	72	11.1%
Sullivan, Brian	54	12	7	19	0	49	3	0	2	1	79	15.2%
Hnidy, Shane	77	6	12	18	2	210	0	0	1	2	93	6.5%
Boivin, Claude	31	12	5	17	10	69	4	0	0	2	68	17.6%
Ashe, Tom	53	5	8	13	6	38	3	0	1	1	63	7.9%
Clancy, Greg	49	9	3	12	-6	26	0	0	1	1	60	15.0%
Ramsay, Bruce	62	5	6	11	6	310	1	0	1	0	33	15.2%
Weaver, Jason	44	4	5	9	-2	56	1	0	0	0	53	7.5%
Trboyevich, Dean	66	2	5	7	0	94	0	0	0	2	44	4.5%
Simon, Darcy	13	1	3	4	7	56	0	0	0	0	17	5.9%
Nedomansky, Vashi	7	3	0	3	-2	4	1	0	1	0	25	12.0%
Cornforth, Mark	8	1	2	3	0	20	0	0	0	0	9	11.1%
Reddick, Pokey	10	0	2	2	0	0	0	0	0	0	0	0.0%
Batyrshin, Ruslan	22	0	2	2	-6	54	0	0	0	0	9	0.0%
Linden, Jamie	2	0	1	1	0	5	0	0	0	0	1	0.0%
Feasby, Scott	4	0	1	1	1	0	0	0	0	0	0	0.0%
Lavigne, Eric	4	0	1	1	0	13	0	0	0	0	6	0.0%
Gordon, Ian	49	0	1	1	0	4	0	0	0	0	0	0.0%
Manning, Blair	2	0	0	0	0	0	0	0	0	0	0	0.0%
McSween, Don	2	0	0	0	-1	4	0	0	0	0	1	0.0%
Reid, Shawn	2	0	0	0	-1	2	0	0	0	0	1	0.0%
Tucker, Travis	2	0	0	0	-2	7	0	0	0	0	4	0.0%
Drevitch, Scott	3	0	0	0	-4	0	0	0	0	0	9	0.0%
Vilneff, Mark	5	0	0	0	1	0	0	0	0	0	0	0.0%
Johnson, Cory	8	0	0	0	-4	4	0	0	0	0	7	0.0%
Lalime, Patrick	31	0	0	0	0	2	0	0	0	0	1	0.0%
Bench	82	6		6		36			6			
Griffins Totals	82	225	348	573		2133	66	7	38	39	2244	10.0%
Opponent Totals	82	242	390	632		2044	96	5	44	42	2498	9.7%



1997-98 SEASON

REGULAR SEASON

Goalie	GP	MIN	GAA	W	L	SOL	EN	SO	GA	SAVES	SPCT
Lalime, Patrick	31	1749:17	2.61	10	10	9	4	2	76	853	0.918
Gordon, Ian	49	2573:21	2.68	23	16	4	1	1	115	1127	0.907
Reddick, Pokey	10	575:14	3.44	5	5	0	0	0	33	276	0.893
Griffins Totals	82	4920:00	2.95	38	31	13	5	2	242	2256	0.903
Opponent Totals	82	4920:00	2.74	44	32	6	5	7	225	2025	0.902

REGULAR SEASON

1st PER		2nd PER		3rd PER		SHOOTOUT		TOTALS	
GF	GA	GF	GA	GF	GA	GF	GA	GF	GA
68	77	79	78	72	74	6	13	225	242

1st PER		2nd PER		3rd PER		TOTALS	
SF	SA	SF	SA	SF	SA	SF	SA
736	824	779	856	729	805	2244	2485

Power Play: 66-403 (16.7%) 12th of 18 in IHL

Penalty Kill: 389-485 (80.2%) 16th of 18 in IHL

PLAYOFFS

Player	GP	G	A	PTS	+/-	PIM	PP	SH	GW	FG	SHT	PCT
Greig, Mark	3	0	4	4	0	4	0	0	0	0	11	0.0%
Patterson, Ed	3	2	1	3	-2	8	2	0	0	1	6	33.3%
Ruchty, Matt	3	1	2	3	0	20	1	0	0	0	7	14.3%
Cole, Danton	3	1	1	2	-2	0	0	0	0	0	12	8.3%
Metropolit, Glen	3	1	1	2	-1	0	1	0	0	0	12	8.3%
Richards, Travis	3	1	1	2	-2	4	0	0	0	0	4	25.0%
Hnidy, Shane	3	0	2	2	2	23	0	0	0	0	9	0.0%
Ashe, Tom	3	1	0	1	-2	6	0	0	0	0	5	20.0%
Weaver, Jason	2	0	1	1	0	0	0	0	0	0	2	0.0%
Bullock, Greg	3	0	1	1	0	4	0	0	0	0	5	0.0%
Lalime, Patrick	1	0	0	0	0	0	0	0	0	0	0	0.0%
Linden, Jamie	1	0	0	0	0	0	0	0	0	0	0	0.0%
Gordon, Ian	2	0	0	0	0	0	0	0	0	0	0	0.0%
Boivin, Claude	3	0	0	0	-2	8	0	0	0	0	2	0.0%
Cornforth, Mark	3	0	0	0	-1	17	0	0	0	0	2	0.0%
Huffman, Kerry	3	0	0	0	-1	2	0	0	0	0	9	0.0%
Nedomansky, Vashi	3	0	0	0	-1	0	0	0	0	0	8	0.0%
Nelson, Todd	3	0	0	0	0	2	0	0	0	0	7	0.0%
Spiridonov, Maxim	3	0	0	0	0	0	0	0	0	0	2	0.0%
Bench	3					0						
Griffins Totals	3	7	14	21		98	4	0	0	1	103	6.8%
Opponent Totals	3	13	24	37		93	8	1	3	2	99	13.1%

PLAYOFFS

Goalie	GP	MIN	GAA	W	L	EN	SO	GA	SAVES	SPCT
Lalime, Patrick	1	77:15	3.11	0	1	0	0	4	33	0.892
Gordon, Ian	2	118:48	3.54	0	2	2	0	7	53	0.883
Griffins Totals	3	197:15	3.95	0	3	2	0	13	86	0.869
Opponent Totals	3	197:15	2.13	3	0	0	0	7	96	0.932

PLAYOFFS

1st PER		2nd PER		3rd PER		OVERTIME		TOTALS	
GF	GA	GF	GA	GF	GA	GF	GA	GF	GA
2	3	3	4	2	5	0	1	7	13

1st PER		2nd PER		3rd PER		OVERTIME		TOTALS	
SF	SA	SF	SA	SF	SA	SF	SA	SF	SA
38	32	35	32	25	26	5	9	103	99

Power Play: 4-23 (17.4%) 6th of 16 in IHL

Penalty Kill: 16-24 (66.7%) 16th of 16 in IHL

1997-98 RESULTS

GAME	DATE	OPP/HOME ATT.	SCORE	RECORD	GAME	DATE	OPP/HOME ATT.	SCORE	RECORD
1	10/3	MICH (10,834)	5-3 W	1-0-0	42	1/14	@ Lvg	0-2 L	22-17-3
2	10/4	@ Mich	4-5 L	1-1-0	43	1/16	@ Utah	0-3 L	22-18-3
3	10/10	CLE (10,834)	2-3 L	1-2-0	44	1/17	@ Lb	1-6 L	22-19-3
4	10/11	@ Kc	2-1 W	2-2-0	45	1/20	QUE (10,451)	4-2 W	23-19-3
5	10/17	@ Que	1-5 L	2-3-0	46	1/23	IND (10,834)	2-3 L	23-20-3
6	10/18	@ Que	5-2 W	3-3-0	47	1/24	FTW (10,834)	3-2 W	24-20-3
7	10/24	CHI (10,834)	1-2 L	3-4-0	48	1/27	MICH (10,655)	5-3 W	25-20-3
8	10/25	@ Mich	3-2 SOW	4-4-0	49	1/30	CHI (10,834)	7-1 W	26-20-3
9	10/29	@ Chi	4-2 W	5-4-0	50	1/31	@ Mich	1-2 L	26-21-3
10	10/30	IND (10,657)	3-4 L	5-5-0	51	2/1	@ Mil	2-5 L	26-22-3
11	11/1	CIN (10,834)	3-2 SOW	6-5-0	52	2/6	@ Orl	3-7 L	26-23-3
12	11/7	SAN (10,834)	4-3 W	7-5-0	53	2/7	@ Orl	3-4 SOL	26-23-4
13	11/8	SAN (10,834)	4-1 W	8-5-0	54	2/13	@ Mich	7-5 W	27-23-4
14	11/11	@ Orl	4-3 W	9-5-0	55	2/14	FTW (10,834)	6-5 SOW	28-23-4
15	11/13	MIL (10,624)	4-2 W	10-5-0	56	2/15	@ Ftw	3-4 SOL	28-23-5
16	11/14	MTB (10,834)	3-2 W	11-5-0	57	2/17	ORL (10,561)	0-2 L	28-24-5
17	11/18	MTB (9,806)	6-2 W	12-5-0	58	2/20	ORL (10,834)	2-3 SOL	28-24-6
18	11/21	@ Mtb	4-5 L	12-6-0	59	2/24	MICH (10,834)	2-1 W	29-24-6
19	11/23	@ Mtb	4-2 W	13-6-0	60	2/26	IND (10,560)	3-2 W	30-24-6
20	11/25	HOU (10,388)	0-3 L	13-7-0	61	2/27	CIN (10,834)	3-5 L	30-25-6
21	11/27	@ Ftw	3-1 W	14-7-0	62	2/28	@ Ind	5-6 SOL	30-25-7
22	11/28	DET (10,834)	4-2 W	15-7-0	63	3/3	MTB (10,129)	3-4 SOL	30-25-8
23	11/29	@ Det	4-1 W	16-7-0	64	3/6	@ Hou	3-4 SOL	30-25-9
24	12/4	@ Det	1-4 L	16-8-0	65	3/7	@ San	5-4 SOW	31-25-9
25	12/5	ORL (10,834)	3-5 L	16-9-0	66	3/10	IND (10,565)	2-3 L	31-26-9
26	12/6	ORL (10,834)	4-1 W	17-9-0	67	3/12	MICH (10,644)	1-2 SOL	31-26-10
27	12/12	@ Cle	5-2 W	18-9-0	68	3/13	@ Cin	4-3 W	32-26-10
28	12/14	@ Que	0-1 SOL	18-9-1	69	3/14	FTW (10,834)	1-2 L	32-27-10
29	12/16	@ Que	3-2 SOW	19-9-1	70	3/17	CLE (10,206)	2-1 W	33-27-10
30	12/18	@ Cle	2-5 L	19-10-1	71	3/20	CLE (10,834)	2-1 W	34-27-10
31	12/20	LVG (10,834)	2-4 L	19-11-1	72	3/21	CHI (10,834)	2-3 SOL	34-27-11
32	12/22	FTW (10,834)	2-3 SOL	19-11-2	73	3/22	@ Cin	1-8 L	34-28-11
33	12/26	@ Mich	4-3 W	20-11-2	74	3/25	@ Mil	2-3 SOL	34-28-12
34	12/29	FTW (10,834)	0-1 L	20-12-2	75	3/27	KC (10,834)	1-6 L	34-29-12
35	12/31	DET (10,834)	2-3 L	20-13-2	76	3/28	CIN (10,834)	5-3 W	35-29-12
36	1/2	@ Cle	3-2 W	21-13-2	77	4/1	@ Ind	3-2 SOW	36-29-12
37	1/3	@ Cin	2-0 W	22-13-2	78	4/3	@ Kc	2-4 L	36-30-12
38	1/5	@ Det	0-2 L	22-14-2	79	4/4	@ Kc	2-1 W	37-30-12
39	1/6	QUE (10,316)	1-4 L	22-15-2	80	4/8	@ Cle	3-0 W	38-30-12
40	1/9	DET (10,834)	2-4 L	22-16-2	81	4/10	@ Ind	2-3 SOL	38-30-13
41	1/10	@ Mich	3-4 SOL	22-16-3	82	4/11	QUE (10,834)	1-4 L	38-31-13

Eastern Quarterfinals - #5 Grand Rapids lost to #4 Cincinnati, 0-3

P1	4/17	@ Cin	2-4 L	0-1
P2	4/18	@ Cin	2-5 L	0-2
P3	4/22	CIN (8,751)	3-4 OTL	0-3

OPENING NIGHT LINEUP

4	D. Simon	D	20	Reddick	G
5	McSween	D	21	Hnidy	D
7	Picard	F	23	Patterson	F
9	Tallaire	F	24	Richards	D
11	Ruchty	F	25	Weaver	F
12	Sullivan	F	32	Trbojevich	D
16	Cole	F	34	Clancy	F
17	Greig	F	35	Gordon	G
19	Metropolit	F	44	T. Nelson	D

SEASON FINALE LINEUP

9	Spiridonov	F	23	Patterson	F
10	Nedomansky	F	24	Richards	D
11	Ruchty	F	26	Bullock	F
12	Cornforth	D	27	Ashe	D
16	Cole	F	28	Huffman	D
17	Greig	F	32	Linden	F
19	Metropolit	F	35	Gordon	G
20	Boivin	F	40	Lalime	G
21	Hnidy	D	44	T. Nelson	D



1996-97 SEASON

**Regular Season – 5th of 5 in Northeast Division, 6th of 9 in Eastern Conference,
10th of 19 in IHL**

Overall: 40-30-12, 92 points

Home: 21-13-7, 49 points

Road: 19-17-5, 43 points

Playoffs – Lost in Eastern Conference Quarterfinals

Eastern Quarterfinals – Lost to #3 Orlando, 2-3

General Manager – Bob McNamara

Assistant Coach – Curtis Hunt

Equipment Manager – Tim Paris

Head Coach – Dave Allison

Medical Therapist – Rob Snitzer

REGULAR SEASON

Player	GP	G	A	PTS	+/-	PIM	PP	SH	GW	FG	SHT	PCT
Picard, Michel	82	46	55	101	14	58	12	1	12	8	246	18.7%
Nelson, Jeff	82	34	55	89	8	85	13	0	3	9	208	16.3%
Demitra, Pavol	42	20	30	50	6	24	2	0	1	4	170	11.8%
Adams, Kevyn	82	22	25	47	2	47	4	3	3	4	207	10.6%
Ruchty, Matt	63	14	20	34	8	364	5	0	1	4	85	16.5%
McCann, Sean	76	8	26	34	-2	46	4	0	0	3	147	5.4%
Hankinson, Ben	68	16	13	29	-4	219	5	0	4	3	189	8.5%
Remackel, Chad	70	9	18	27	1	36	3	0	1	3	96	9.4%
McSween, Don	75	7	20	27	17	66	0	0	1	1	93	7.5%
Cole, Danton	35	8	18	26	8	24	1	0	2	2	79	10.1%
Richards, Travis	77	10	13	23	2	83	5	1	0	0	157	6.4%
Nelson, Todd	81	3	18	21	2	32	0	0	1	1	121	2.5%
Jasecko, Stanislav	62	3	15	18	13	48	0	0	0	1	103	2.9%
Linden, Jamie	48	8	8	16	1	138	0	1	0	1	55	14.5%
Simon, Darcy	71	4	12	16	6	327	0	0	0	1	67	6.0%
Dobbin, Brian	29	4	5	9	-5	39	0	0	1	1	34	11.8%
Armstrong, Bill	35	1	8	9	-15	39	0	0	0	0	47	2.1%
Ramsay, Bruce	66	3	5	8	-6	306	0	0	1	0	29	10.3%
Corse, Keli	19	3	4	7	0	2	0	2	1	1	22	13.6%
Gervais, Victor	14	2	4	6	1	16	0	0	0	0	15	13.3%
Vasilevski, Alex	10	1	5	6	-1	43	0	0	1	0	12	8.3%
Hachborn, Len	19	2	2	4	-6	6	2	0	0	0	32	6.3%
Traverse, Patrick	10	2	1	3	-1	10	0	0	0	0	29	6.9%
Allison, Scott	12	2	1	3	3	41	0	0	0	0	19	10.5%
Smith, Darin	14	2	1	3	0	23	0	0	0	0	15	13.3%
Johnson, Cory	12	1	2	3	-1	4	0	1	0	0	15	6.7%
Manning, Blair	8	1	1	2	3	4	0	0	0	0	9	11.1%
Trbojevič, Dean	30	1	1	2	-1	73	0	0	0	0	34	2.9%
Cipruss, Aigars	1	0	1	1	1	0	0	0	0	0	1	0.0%
Maurice, Mike	2	0	1	1	1	0	0	0	0	0	2	0.0%
Yule, Steve	3	0	1	1	-1	9	0	0	0	0	3	0.0%
Hurd, Kelly	4	0	1	1	-2	4	0	0	0	0	1	0.0%
Reddick, Pokey	61	0	1	1	0	19	0	0	0	0	0	0.0%
Blouin, Jean	1	0	0	0	-1	0	0	0	0	0	1	0.0%
Rybovic, Lubomir	1	0	0	0	0	0	0	0	0	0	1	0.0%
Solari, Kelvin	1	0	0	0	-1	2	0	0	0	0	0	0.0%
Fair, Quinn	2	0	0	0	0	0	0	0	0	0	0	0.0%
Muller, Mike	2	0	0	0	-3	4	0	0	0	0	2	0.0%
Frappier, Shawn	3	0	0	0	0	0	0	0	0	0	1	0.0%
Gordon, Ian	5	0	0	0	0	0	0	0	0	0	0	0.0%
Mazzoli, Pat	5	0	0	0	0	0	0	0	0	0	0	0.0%
Lacher, Blaine	11	0	0	0	0	18	0	0	0	0	0	0.0%
Moss, Tyler	15	0	0	0	0	2	0	0	0	0	0	0.0%
Bench	82	7		7		60			7			
Griffins Totals	82	244	391	635		2321	56	9	40	47	2347	10.4%
Opponent Totals	82	246	391	637		2398	65	9	42	34	2452	10.0%

REGULAR SEASON

Goalie	GP	MIN	GAA	W	L	SOL	EN	SO	GA	SAVES	SPCT
Reddick, Pokey	61	3244:50	2.48	30	14	10	4	6	134	1436	0.915
Moss, Tyler	15	715:05	2.94	5	6	1	3	0	35	328	0.904
Gordon, Ian	5	257:06	3.50	2	2	0	0	0	15	125	0.893
Mazzoli, Pat	5	168:39	3.56	2	0	0	0	0	10	88	0.898
Lacher, Blaine	11	510:41	3.76	1	8	1	1	0	32	229	0.877
Griffins Totals	82	4920:00	3.00	40	30	12	8	5	246	2206	0.900
Opponent Totals	82	4920:00	2.98	42	33	7	5	5	244	2110	0.899



1996-97 SEASON

REGULAR SEASON

1st PER		2nd PER		3rd PER		SHOOTOUT		TOTALS	
GF	GA	GF	GA	GF	GA	GF	GA	GF	GA
88	65	75	91	74	78	7	12	244	246

1st PER		2nd PER		3rd PER		TOTALS	
SF	SA	SF	SA	SF	SA	SF	SA
784	831	786	888	777	721	2347	2440

Power Play: 56-379 (14.8%) 17th of 19 in IHL

Penalty Kill: 311-376 (82.7%) 10th of 19 in IHL

PLAYOFFS

Player	GP	G	A	PTS	+/-	PIM	PP	SH	GW	FG	SHT	PCT
Cole, Danton	5	3	1	4	0	2	0	0	1	2	12	25.0%
Hankinson, Ben	5	2	2	4	1	4	1	0	0	0	16	12.5%
Richards, Travis	5	1	3	4	1	2	1	0	0	1	13	7.7%
Nelson, Jeff	5	0	4	4	0	4	0	0	0	0	11	0.0%
Simon, Darcy	5	1	2	3	4	35	0	0	0	0	6	16.7%
Picard, Michel	5	2	0	2	-2	10	0	0	0	0	15	13.3%
Adams, Kevyn	5	1	1	2	-1	4	0	0	0	0	14	7.1%
Linden, Jamie	5	1	1	2	0	4	0	0	0	0	6	16.7%
Nelson, Todd	5	1	0	1	-3	0	1	0	1	0	12	8.3%
Manning, Blair	1	0	1	1	1	0	0	0	0	0	3	0.0%
Traverse, Patrick	2	0	1	1	0	2	0	0	0	0	5	0.0%
McSween, Don	3	0	1	1	-1	8	0	0	0	0	4	0.0%
Reddick, Pokey	5	0	1	1	0	0	0	0	0	0	0	0.0%
Ruchty, Matt	5	0	1	1	1	23	0	0	0	0	6	0.0%
Trbojevich, Dean	5	0	1	1	1	14	0	0	0	0	1	0.0%
Vasilevski, Alex	5	0	1	1	0	19	0	0	0	0	9	0.0%
Gordon, Ian	1	0	0	0	0	0	0	0	0	0	0	0.0%
Remackel, Chad	1	0	0	0	0	0	0	0	0	0	3	0.0%
Allison, Scott	4	0	0	0	-1	21	0	0	0	0	7	0.0%
Ramsay, Bruce	4	0	0	0	0	2	0	0	0	0	1	0.0%
McCann, Sean	5	0	0	0	-1	2	0	0	0	0	13	0.0%
Bench	5					0						
Griffins Totals	5	12	21	33		156	3	0	2	3	157	7.6%
Opponent Totals	5	14	26	40		148	5	0	3	2	155	9.0%

PLAYOFFS

Goalie	GP	MIN	GAA	W	L	EN	SO	GA	SAVES	SPCT
Gordon, Ian	1	0:32	0.00	0	0	0	0	0	0	0.000
Reddick, Pokey	5	335:51	2.32	2	3	1	0	13	141	0.916
Griffins Totals	5	339:25	2.47	2	3	1	0	14	141	0.910
Opponent Totals	5	339:25	2.12	3	2	0	0	12	145	0.924

PLAYOFFS

1st PER		2nd PER		3rd PER		OVERTIME		TOTALS	
GF	GA	GF	GA	GF	GA	GF	GA	GF	GA
5	4	4	4	2	6	1	0	12	14

1st PER		2nd PER		3rd PER		OVERTIME		TOTALS	
SF	SA	SF	SA	SF	SA	SF	SA	SF	SA
52	60	47	39	46	42	12	14	157	155

Power Play: 3-28 (10.7%) 16th of 16 in IHL

Penalty Kill: 23-28 (82.1%) 6th of 16 in IHL

1996-97 RESULTS

GAME	DATE	OPP/HOME ATT.	SCORE	RECORD	GAME	DATE	OPP/HOME ATT.	SCORE	RECORD
1	10/5	@ Ind	1-0 W	1-0-0	42	1/10	UTAH (10,834)	1-0 W	21-16-5
2	10/8	@ Det	6-7 SOL	1-0-1	43	1/11	PHX (10,834)	2-3 SOL	21-16-6
3	10/11	ORL (10,834)	1-3 L	1-1-1	44	1/12	@ Det	3-5 L	21-17-6
4	10/12	CIN (10,834)	3-4 L	1-2-1	45	1/14	@ Chi	7-1 W	22-17-6
5	10/17	@ Hou	2-1 W	2-2-1	46	1/17	@ Mich	3-2 SOW	23-17-6
6	10/19	@ Orl	2-5 L	2-3-1	47	1/18	@ Cin	3-2 SOW	24-17-6
7	10/22	@ San	2-5 L	2-4-1	48	1/22	FTW (10,640)	4-5 L	24-18-6
8	10/24	MICH (10,834)	2-0 W	3-4-1	49	1/24	LB (10,834)	6-1 W	25-18-6
9	10/26	@ Mich	4-2 W	4-4-1	50	1/25	@ Cin	0-3 L	25-19-6
10	10/30	CIN (10,118)	5-4 SOW	5-4-1	51	1/31	CIN (10,834)	5-2 W	26-19-6
11	11/1	CHI (10,834)	4-3 W	6-4-1	52	2/1	CIN (10,834)	2-3 L	26-20-6
12	11/2	SAN (10,834)	0-6 L	6-5-1	53	2/2	@ Cle	2-5 L	26-21-6
13	11/5	@ Que	3-2 SOW	7-5-1	54	2/6	@ Ftw	1-4 L	26-22-6
14	11/7	FTW (10,834)	2-3 L	7-6-1	55	2/8	@ Mich	3-4 SOL	26-22-7
15	11/9	CLE (10,834)	2-3 L	7-7-1	56	2/11	ORL (10,834)	5-1 W	27-22-7
16	11/12	MICH (10,834)	3-4 SOL	7-7-2	57	2/14	DET (10,834)	1-3 L	27-23-7
17	11/15	CLE (10,834)	2-0 W	8-7-2	58	2/21	@ Ftw	4-2 W	28-23-7
18	11/19	@ Que	3-4 L	8-8-2	59	2/22	QUE (10,834)	3-2 W	29-23-7
19	11/22	@ Orl	2-5 L	8-9-2	60	2/23	QUE (10,834)	4-5 L	29-24-7
20	11/23	@ Orl	1-4 L	8-10-2	61	2/27	IND (10,834)	5-2 W	30-24-7
21	11/25	MICH (10,834)	4-1 W	9-10-2	62	3/1	ORL (10,834)	4-3 W	31-24-7
22	11/29	FTW (10,834)	4-3 SOW	10-10-2	63	3/2	QUE (10,834)	3-2 W	32-24-7
23	11/30	@ Ind	2-1 W	11-10-2	64	3/4	@ Utah	1-2 L	32-25-7
24	12/1	@ Cin	3-2 W	12-10-2	65	3/5	@ Phx	3-2 W	33-25-7
25	12/6	MICH (10,834)	5-1 W	13-10-2	66	3/7	@ Cin	3-2 SOW	34-25-7
26	12/7	@ Ftw	4-5 SOL	13-10-3	67	3/8	@ Cin	2-3 SOL	34-25-8
27	12/11	@ Cle	2-5 L	13-11-3	68	3/9	@ Orl	4-6 L	34-26-8
28	12/13	LVG (10,834)	7-4 W	14-11-3	69	3/11	@ Orl	0-4 L	34-27-8
29	12/14	MTB (10,834)	3-2 W	15-11-3	70	3/14	KC (10,834)	2-3 SOL	34-27-9
30	12/17	@ Mil	4-6 L	15-12-3	71	3/15	KC (10,834)	6-3 W	35-27-9
31	12/20	CLE (10,834)	1-2 SOL	15-12-4	72	3/21	@ Que	4-2 W	36-27-9
32	12/21	@ Ind	3-1 W	16-12-4	73	3/23	@ Que	3-1 W	37-27-9
33	12/22	@ Chi	1-3 L	16-13-4	74	3/28	IND (10,834)	0-1 SOL	37-27-10
34	12/26	DET (10,834)	7-0 W	17-13-4	75	3/29	@ Det	2-1 SOW	38-27-10
35	12/27	@ Ftw	8-3 W	18-13-4	76	3/30	@ Det	0-5 L	38-28-10
36	12/30	QUE (10,834)	3-6 L	18-14-4	77	4/1	IND (10,834)	2-3 SOL	38-28-11
37	12/31	CIN (10,834)	4-8 L	18-15-4	78	4/4	CLE (10,834)	3-1 W	39-28-11
38	1/3	IND (10,834)	2-6 L	18-16-4	79	4/5	@ Mich	2-4 L	39-29-11
39	1/4	@ Ind	3-2 W	19-16-4	80	4/11	@ Cle	3-4 SOL	39-29-12
40	1/5	@ Chi	4-3 W	20-16-4	81	4/12	CLE (10,834)	3-5 L	39-30-12
41	1/7	DET (10,834)	2-3 SOL	20-16-5	82	4/13	MICH (10,834)	4-2 W	40-30-12

Eastern Quarterfinals - #6 Grand Rapids lost to #3 Orlando, 2-3

P1	4/17	@ Orl	3-1 W	1-0
P2	4/21	@ Orl	5-4 2OTW	2-0
P3	4/23	ORL (10,137)	1-4 L	2-1
P4	4/26	ORL (10,834)	1-2 L	2-2
P5	4/28	@ Orl	2-3 L	2-3

OPENING NIGHT LINEUP

4	D. Simon	D	16	Gervais	F
5	McSween	D	19	K. Adams	F
7	Picard	F	20	Reddick	G
8	Jasecko	D	21	Hurd	F
9	J. Nelson	F	23	Rybovic	F
10	McCann	D	24	Richards	D
13	Dobbins	F	27	B. Armstrong	F
14	Darin Smith	F	31	Lacher	G
15	Hachborn	F	44	T. Nelson	D

SEASON FINALE LINEUP

4	D. Simon	D	20	Reddick	G
5	McSween	D	21	Ramsay	F
7	Picard	F	22	Hankinson	F
9	J. Nelson	F	23	Linden	F
10	McCann	D	24	Richards	D
11	Ruchty	F	26	Vasilevski	F
12	Allison	F	27	Trbojevich	D
16	Cole	F	35	Gordon	G
19	K. Adams	F	44	T. Nelson	D

GRIFFINS ALL-TIME ROSTER

Player	Position	Seasons	GP	Regular Season						PIM	Playoffs					
				G	A	PTS	+/-	GP	G		A	PTS	+/-	PIM		
Abdelkader, Justin	C	2008-10	109	35	41	76	4	188	10	6	2	8	2	23	4	
Adams, Bryan	LW	2002-03	74	8	17	25	7	37	13	2	0	2	-5	4		
Adams, John	D	2005-06	5	0	0	0	0	0								
Adams, Kevyn	C	1996-97	82	22	25	47	2	47	5	1	1	2	-1	4		
Afanasenkov, Dmitry	LW	2001-02	18	1	2	3	2	2								
Alban, Chad	G	2000-01;02-03	5	0	0	0	0	2								
Aldridge, Keith	D	2000-01	36	3	8	11	10	99	10	0	2	2	7	8		
Allen, Conor*	D	2016-17	56	1	10	11	-4	49								
Allison, Scott	LW	1996-97	12	2	1	3	3	41	4	0	0	0	-1	21		
Almquist, Adam*	D	2011-14	144	14	70	84	21	90	22	3	7	10	5	12		
Amadio, Greg	D	2004-06;10-12	202	2	12	14	-12	574	3	0	0	0	-1	0		
Andersson, Joakim*	C	2008-09;10-13;15-16	208	41	65	106	8	123	20	4	7	11	-6	4		
Angel, Brett	D	2005-06	4	0	0	0	1	5								
Armstrong, Bill	LW	1996-97	35	1	8	9	-15	39								
Armstrong, Riley	RW	2009-10	17	3	2	5	0	14								
Ashe, Tom	D	1997-99	129	6	15	21	15	122	3	1	0	1	-2	6		
Athanasiou, Andreas	C/LW	2013-16	83	25	26	51	11	34	28	7	8	15	9	14		
Atherton, P.J.	D	2008-09	16	1	2	3	-1	12								
Aubry, Louis-Marc*	C	2011-17	342	32	54	86	7	271	39	4	1	5	4	16		
Avery, Sean	C	2002-03	15	6	6	12	2	82								
Axelsson, Dick	LW	2009-10	17	2	3	5	1	6								
Ayers, Mike	G	2004-05	1	0	0	0	0	0								
Backman, Mattias	D	2013-15	20	0	4	4	-4	6	10	1	5	6	-6	2		
Bala, Chris	LW	2001-02	70	21	16	37	11	9	4	0	1	1	-3	0		
Ballantyne, Paul	D	2002-05	39	1	2	3	-2	24								
Barnes, Ryan	LW	2002-05	211	18	27	45	19	493	19	1	1	2	-6	24		
Barnes, Tyler	F	2014-15	2	0	0	0	0	0								
Barney, Scott	RW	2006-07	40	4	8	12	-1	26								
Baseggio, Dave	D	1999-00	15	0	7	7	7	6	15	0	6	6	1	6		
Batyrshin, Ruslan	D	1997-98	22	0	2	2	-6	54								
Baxter, Jim	D	2003-04	2	1	0	1	1	0								
Bayrack, Mike	LW	2001-02	2	0	0	0	0	0								
Beaubien, Frederick	G	1999-00	1	0	0	0	0	0								
Beckett, Jason	D	2006-07	4	1	0	1	1	2								
Bednar, Jared	D	1998-99	74	3	18	21	-11	220								
Berens, Sean	C	2000-01	37	3	8	11	11	26	4	0	0	0	0	0		
Berkhoel, Adam	G	2007-08	31	0	0	0	0	2								
Berschbach, Shane	RW	2014-15	5	0	0	0	-3	0								
Bertuzzi, Tyler*	LW	2014-18	137	32	50	82	15	204	42	23	16	39	12	68		
Bicanek, Radim	D	1998-99	46	8	17	25	-4	48								
Billins, Chad*	D	2012-13	76	10	27	37	4	40	24	2	12	14	5	12		
Bilotto, Nic	D	2003-04	4	0	1	1	0	0	1	0	0	0	0	0		
Bjork, Anders	C	1998-99	35	8	6	14	-5	17								
Black, James	RW	2001-02	29	6	10	16	-12	10								
Blanchard, Sean	D	2000-01	10	0	0	0	0	4	7							
Blouin, Jean	RW	1996-97	1	0	0	0	-1	0								
Boileau, Patrick	D	2002-03	23	2	11	13	2	39								
Boisvert, Hugo	C	2001-04	232	38	47	85	12	164	24	6	4	10	-5	22		
Boivin, Claude	LW	1997-98	31	12	5	17	10	69	3	0	0	0	-2	8		
Bonello, Brad	C	2005-06	8	0	1	1	0	12								
Bonis, Kyle	F	2014-15	3	0	0	0	0	0								
Bonni, Ryan	D	2003-04	54	1	6	7	4	98	4	0	0	0	-4	8		
Bootland, Darryl	RW	2002-07	293	72	68	140	24	1164	41	9	10	19	-1	130		
Borkowski, Mike*	C	2016-18	59	3	2	5	-3	4	3	0	0	0	-2	0		
Bouchard, Joel	D	2000-01	19	3	9	12	7	8								
Bouchard, Robin	RW	2004-05	4	0	1	1	0	6								
Brimanis, Aris	D	1998-99	66	16	21	37	1	70								
Brisson, David	RW	2003-04	33	3	1	4	-3	2								
Brookbank, Sheldon	D	2001-03	75	2	12	14	8	160	15	1	3	4	0	28		
Brookbank, Wade	D	2001-02	73	1	6	7	2	337	3	0	1	1	1	14		
Brooks, Brendan	RW	2006-07	51	9	8	17	-7	44								
Brown, David	G	2010-11	2	0	1	1	0	0								
Brule, Eric	D	2000-01	2	0	0	0	0	0								
Brunnstrom, Fabian	LW	2011-12	45	12	23	35	6	41								
Bruton, Chris	LW	2014-15	52	2	2	4	-2	124								
Buckberger, Ashley	RW	1998-99	11	1	2	3	-1	0								
Bullock, Greg	C	1997-98	35	9	19	28	5	58	3	0	1	1	0	4		
Burke, Gerry	D	2006-07	2	0	0	0	0	0								
Butsayev, Slava	C	1999-01	143	61	70	131	59	150	27	5	17	22	6	42		
Caito, Matt	D	2016-17	13	1	1	2	1	6								

GRIFFINS ALL-TIME ROSTER

Player	Position	Seasons	GP	Regular Season						Playoffs					
				G	A	PTS	+/-	PIM		GP	G	A	PTS	+/-	PIM
Callahan, Mitch**	RW/LW	2011-17	365	94	92	186	29	422		60	13	21	34	3	66
Cameron, Scott	LW	2005-06	3	0	0	0	-1	2							
Campbell, Colin*	RW	2013-19	319	40	58	98	25	207		45	4	6	10	8	30
Campbell, Ed	D	2002-03	80	0	12	12	12	140		15	0	1	1	-1	22
Campbell, Jeff	LW	2006-07	61	10	21	31	3	2		5	0	0	0	0	2
Camper, Carter	C	2018-19	67	17	33	50	-1	24		5	0	3	3	1	0
Carey, Matt	LW	2017-18	8	1	1	2	0	9							
Carlisle, Chris	D	2018-19	2	0	1	1	0	7							
Charleston, Dan	F	2008-09	3	0	0	0	0	4							
Chaulk, Colin	C	2001-02	13	3	1	4	-2	15		2	0	1	1	0	2
Chelios, Chris	D	2008-09	2	0	1	1	0	2							
Chelios, Jake	D	2018-19	61	1	14	15	18	28		4	0	0	0	1	7
Cholowski, Dennis	D	2016-19	26	0	12	12	1	12		6	0	2	2	1	2
Chouinard, Joel	D	2014-16	11	1	3	4	2	0							
Chouinard, Mathieu	G	2000-02	53	0	2	2	0	2		3	0	0	0	0	0
Ciernik, Ivan	LW	1999-02	134	42	51	93	47	117		16	5	12	17	14	28
Cipruss, Aigars	C	1996-97	1	0	1	1	1	0							
Clancy, Greg	C	1997-98	49	9	3	12	-6	26							
Clark, Neil	LW	2007-08	14	0	0	0	-3	14							
Cleary, Daniel*	RW	2015-17	35	3	12	15	9	8		9	0	0	0	-2	6
Coetzee, Willie	RW	2009-13	89	11	16	27	-14	33							
Colaiacovo, Carlo	D	2012-13	2	0	0	0	0	0							
Cole, Danton	RW/C	1996-00	190	35	42	77	1	110		8	4	2	6	-2	2
Coles, Bruce	LW	1998-99	15	1	7	8	-1	10							
Collins, Rob	C/RW	2001-03	78	11	22	33	10	16		15	3	8	11	4	10
Conklin, Ty	G	2011-12	12	0	0	0	0	0							
Conner, Chris	RW	2011-12	57	16	37	53	4	22							
Corazzini, Carl	RW	2007-08	80	24	36	60	-19	14							
Coreau, Jared*	G	2013-18	148	0	4	4	0	10		26	0	0	0	0	6
Cornforth, Mark	D	1997-98	8	1	2	3	0	20		3	0	0	0	-1	17
Corpe, Keli	C	1996-97	19	3	4	7	0	2							
Crawford, Marcus	D	2018-19	8	0	0	0	-2	4							
Crisuolo, Kyle*	C	2015-17	80	17	24	41	17	14		19	5	4	9	6	14
Crosty, Paul	D/F	2009-10	58	0	2	2	-11	170							
Crowley, Mike	D	2000-01	22	4	12	16	9	10							
Cullen, Mark	C	2007-08	59	16	31	47	-10	61							
Curtin, Luke	LW	1998-99	4	0	0	0	-2	2							
Cyr, Ryan	G	2006-07	1	0	0	0	0	0							
Czarnowczan, Scott	D	2014-16	31	2	8	10	14	30							
Daavettila, Trent	LW	2009-11	3	1	0	1	-1	0							
DaCosta, Jeff	D	2000-01	1	0	0	0	-1	2							
Dahlman, Toni	RW	2001-02	50	6	8	14	4	25		4	0	0	0	-1	0
Daigle, Sylvain	G	2000-01	1	0	0	0	0	0							
DeKeyser, Danny*	D	2012-13								6	0	1	1	0	8
Delmore, Andy	D	2009-10	54	5	15	20	4	32							
Demidov, Ilja	D	2000-02	61	1	5	6	1	73		2	0	1	1	4	21
Demitra, Pavol	LW	1996-97	42	20	30	50	6	24							
DeSantis, Mark	D	1998-99	7	0	0	0	1	9							
DiCasmirro, Nate	RW	2005-06	72	16	36	52	27	97		16	3	3	6	1	20
Dobbin, Brian	RW	1996-97	29	4	5	9	-5	39							
Doig, Jason	D	2001-02	57	1	17	18	13	103		5	0	0	0	-4	18
Dolyn, Rustyn	RW	2002-03	1	0	0	0	-1	2							
Downey, Aaron	RW	2008-09	65	2	7	9	-8	126		10	0	1	1	0	44
Drevitch, Scott	D	1997-98	3	0	0	0	-4	0							
Eaton, Mark	D	2004-05	29	3	3	6	2	21							
Eaves, Patrick	RW	2013-14	8	4	2	6	1	8							
Edwardson, Derek	C	2004-05	3	0	0	0	0	0							
Ehn, Christoffer	C	2018-19	17	2	5	7	4	8		5	0	2	2	3	2
Ehrhardt, Travis	D	2009-12	135	5	22	27	-3	99							
Eldred, Matt	D	2002-03	2	0	0	0	1	0							
Elick, Mickey	D	1998-99	17	3	6	9	-2	8							
Elkins, Corey	C	2017-18	76	9	11	20	-1	26		5	0	1	1	-2	0
Ellis, Matt	C/LW	2003-07	282	69	84	153	24	187		27	8	4	12	-4	26
Elson, Turner	LW	2017-19	129	27	33	60	24	129		10	4	2	6	0	0
Emmerton, Cory	C/LW	2006-11;13-14	270	50	107	157	7	80		21	3	7	10	6	4
Emmons, John	C	1999-01	73	11	16	27	7	82		16	1	4	5	1	28
Engelhardt, Brett	RW	2007-08	42	8	8	16	-9	33							
Ericsson, Jonathan	D	2006-09	176	17	61	78	21	233		7	0	0	0	-1	8
Esposito, Luke	LW	2017-18	31	1	7	8	1	10		5	0	1	1	1	2
Estoclet, Adam	LW	2011-12	12	1	1	2	0	4							

GRIFFINS ALL-TIME ROSTER

Player	Position	Seasons	GP	Regular Season						Playoffs					
				G	A	PTS	+/-	PIM		GP	G	A	PTS	+/-	PIM
Evans, Brennan*	D	2012-15	198	5	23	28	33	330		50	2	8	10	14	97
Exelby, Garnet	D	2011-12	75	7	14	21	8	177							
Fair, Quinn	D	1996-97	2	0	0	0	0	0							
Feasby, Scott	D	1997-98	4	0	1	1	1	0							
Ference, Brad	D	2007-08	32	1	1	2	-5	78							
Ferraro, Landon*	RW/C	2009-10;11-15	270	75	65	140	11	204		33	6	13	19	-4	13
Fiebelkorn, Jed	RW	1998-99	5	0	2	2	-1	5							
Filppula, Ilari	C	2010-11	76	20	44	64	0	24							
Filppula, Valtteri	C	2005-07	77	22	52	74	25	32		16	7	9	16	-4	4
Finn, Matt	D	2018-19	4	1	0	1	-2	2							
Fojtik, Josef	LW	2007-08	13	0	2	2	-4	12							
Ford, Matthew*	RW	2016-19	184	47	50	97	-11	119		24	10	7	17	-7	34
Fountain, Mike	G	1999-01	88	0	4	4	0	8		9	0	2	2	0	0
Fournier, Gleason*	D	2011-14	68	2	10	12	3	41		7	0	2	2	4	4
Frappier, Shawn	D	1996-97	3	0	0	0	0	0							
Frederick, Joe	RW	1998-99	45	23	18	41	-1	98							
Frk, Martin*	RW	2013-17;18-19	227	68	64	132	-4	191		29	7	17	24	-4	38
Gagnon, Aaron	C	2008-09	61	8	11	19	6	28		10	1	2	3	2	2
Gagnon, Sean	D	2000-01	70	4	16	20	17	226		10	2	3	5	7	30
Galvin, Tom	D	2006-10	191	3	37	40	15	120		10	1	2	3	-3	8
Gelech, Randall	RW	2007-09	75	7	8	15	-10	39							
Gervais, Victor	C	1996-97	14	2	4	6	1	16							
Giroux, Alexandre	C	2001-02	70	11	16	27	5	74							
Glendening, Luke*	C	2012-14	69	13	25	38	20	68		24	6	10	16	8	30
Goldmann, Erich	D	1999-00	26	1	1	2	-1	15							
Gordon, Ian	G	1996-99	95	0	2	2	0	4		3	0	0	0	0	0
Gorovikov, Konstantin	C	1999-01	125	16	33	49	17	78		8	1	0	1	3	4
Goulet, Stephane	RW	2006-07	2	0	0	0	0	2							
Gove, David	C	2001-02	17	2	4	6	2	8							
Grant, Triston*	LW	2012-14;15-16	132	10	16	26	6	318		28	2	2	4	3	30
Greenough, Nick	RW	2002-03	18	2	1	3	0	51							
Greig, Mark	RW	1997-98	69	26	36	62	9	103		3	0	4	4	0	4
Grigorenko, Igor	RW	2007-08	5	0	0	0	-1	4							
Grimes, Kevin	D	1999-01	9	0	0	0	0	17							
Groulx, Danny	D	2002-05	203	12	31	43	25	235		10	0	1	1	2	7
Gruden, John	D	1999-02	141	10	37	47	31	90		27	3	8	11	6	18
Gustavsson, Jonas	G	2012-13;14-15	3	0	0	0	0	0							
Hachborn, Len	C	1996-97	19	2	2	4	-6	6							
Hackert, Michael	LW	2005-06	16	0	3	3	1	14							
Hall, Mike	C	2000-01	7	1	0	1	-2	0							
Hamilton, Trevor	D	2018-19	17	1	2	3	-7	8							
Hankinson, Ben	RW	1996-97	68	16	13	29	-4	219		5	2	2	4	1	4
Harrold, Josh	D	2000-01	14	0	2	2	0	4							
Hartigan, Mark	C	2007-08	48	23	19	42	-6	76							
Hartlieb, Ernie	LW	2004-05	44	3	6	9	-4	23							
Hay, Darrell	D	2007-08	4	0	1	1	-3	2							
Haydar, Darren	RW	2008-09	79	31	49	80	-22	26		10	4	7	11	5	4
Hedden, Mike	LW	2010-11	3	0	1	1	0	2							
Heeter, Cal*	G	2016-17	12	0	0	0	0	0							
Helm, Darren	C	2007-09;13-14	124	29	39	68	-23	54							
Helmer, Bryan	D	2004-06	160	19	62	81	36	202		16	1	8	9	2	24
Henkel, Jim	C	2003-04	15	2	1	3	3	4							
Hicketts, Joe*	D	2016-19	204	13	60	73	7	139		29	1	10	11	7	18
Himelfarb, Eric	C	2003-07	214	46	60	106	-11	181		27	1	3	4	-14	24
Hirschfeld, Alden	C	2013-16	30	2	3	5	3	19		6	1	0	1	1	2
Hlushko, Todd	LW	1998-99	82	24	26	50	-4	78							
Hnidy, Shane	D	1997-98;00-01	79	6	12	18	1	212		3	0	2	2	2	23
Hocking, Justin	D	2000-01	6	0	0	0	-2	12							
Hoggan, Jeff*	LW	2012-16	278	57	62	119	34	123		59	11	16	27	-14	56
Holmstrom, Axel*	C	2016-19	138	20	33	53	-9	12		6	1	1	2	2	0
Howard, Jimmy	G	2005-09;16-17	190	0	6	6	0	57		30	0	0	0	0	8
Hronek, Filip*	D	2016-19	108	19	46	65	25	93		12	0	4	4	-7	48
Hudler, Jiri	F	2003-06	185	65	114	179	22	112		20	7	21	28	-2	22
Huffman, Kerry	D	1997-99	77	4	24	28	6	66		3	0	0	0	-1	2
Hulak, Derek	LW	2018-19	35	1	3	4	0	6		4	1	1	2	1	0
Hull, Jody	RW	2001-02	3	2	1	3	1	2							
Hurd, Kelly	RW	1996-97	4	0	1	1	-2	4							
Hurme, Jani	G	1999-00	52	0	1	1	0	30		17	0	2	2	0	4
Hussey, Marc	D	1998-99	13	0	6	6	3	14							
Hussey, Matt	LW	2006-07	75	15	29	44	1	36		6	1	1	2	2	2



GRIFFINS ALL-TIME ROSTER

Player	Position	Seasons	GP	Regular Season						Playoffs					
				G	A	PTS	+/-	PIM		GP	G	A	PTS	+/-	PIM
Hutchins, Jeff	LW	2004-05	12	1	0	1	1	45							
Hymovitz, David	LW	2001-02	80	15	33	48	16	22		5	1	2	3	2	0
Insana, Jon	D	2004-08	125	4	19	23	0	69		5	1	0	1	-2	4
Jackson, Jim	D	2006-07	1	0	0	0	0	0							
Jackson, Todd	RW	2004-06	35	0	3	3	-3	12							
Janik, Doug	D	2009-12	193	21	71	92	34	235							
Janmark, Mattias	C	2013-14	2	0	0	0	1	2		6	0	1	1	-1	0
Jarnkrok, Calle	C	2012-14	66	13	26	39	22	14							
Jasecko, Stanislav	D	1996-97	62	3	15	18	13	48							
Jenks, A.J.	F	2015-16	5	2	1	3	1	5							
Jensen, Nick	D	2013-17	222	10	51	61	51	46		35	0	6	6	-7	6
Johansson, Jonas	RW	2006-07	12	3	2	5	1	10							
Johnson, Cory	LW	1996-98	20	1	2	3	-5	8							
Johnson, Jamie	C	2010-12	154	33	63	96	-13	66							
Jorde, Ryan	D	2005-06	3	0	0	0	-1	2							
Joseph, Curtis	G	2003-04	1	0	0	0	0	0							
Jozsa, Jason	D	2007-09	73	2	11	13	1	42		10	0	5	5	3	7
Jurco, Tomas*	LW/RW	2012-14;15-17	113	33	38	71	20	46		32	13	8	21	-4	32
Kaminsky, Yan	LW	1998-99	7	0	2	2	-1	0							
Karlander, Kory	LW/C	1998-00;03-05;07-08	171	25	40	65	2	208		4	0	0	0	-2	0
Keefe, Adam	RW	2006-08;10-11	88	4	6	10	-8	318							
Keller, Ryan	RW	2005-07	48	10	8	18	-6	40		13	0	0	0	1	0
Kelly, Brent	C	2004-05	22	3	4	7	0	4							
Kelly, Chris	C	2001-02	31	3	3	6	0	20		5	1	1	2	0	5
Kenny, Shane	D	1999-00	24	1	1	2	-4	38							
Kindl, Jakob	D	2005-11;14-16	249	17	77	94	-58	239		17	2	3	5	-1	2
King, Derek	LW	1999-01;02-04	264	73	130	203	71	83		46	16	25	41	3	18
Kinley, Cleve	D	2006-08	11	0	2	2	-2	4							
Knox, Ryan	D	2001-03	27	5	6	11	-1	14		1	0	0	0	0	2
Knuble, Mike	RW	2012-13	1	0	1	1	0	0							
Kochan, Dieter	G	1999-00	2	0	1	1	0	0							
Kolanos, Krys	C	2006-07	17	6	6	12	4	8							
Kolosov, Sergei	D	2008-11	192	6	14	20	-30	113		10	0	0	0	4	9
Koopmans, Logan	G	2005-06	1	0	0	0	0	0							
Kopecky, Tomas	LW/RW	2002-06	243	63	75	138	40	218		31	3	4	7	-7	33
Kordic, Dan	D	1998-99	3	0	0	0	1	0							
Kroll, Johann	D	2009-10	2	0	0	0	0	2							
Kronwall, Niklas	D	2003-06	102	15	51	66	11	73							
Kruppke, Gord	D	1998-99	42	0	5	5	-11	93							
Kuparinen, Mikko	D	1998-99	19	0	2	2	-2	35							
Kwiatkowski, Joel	D	2000-02	142	12	38	50	48	152		15	2	2	4	1	16
Lacher, Blaine	G	1996-97	11	0	0	0	0	18							
LaFleur, Brian	D	1998-99	4	0	0	0	-1	2							
Lajeunesse, Simon	G	2001-02	26	0	0	0	0	0		2	0	0	0	0	0
Lalime, Patrick	G	1997-98	31	0	0	0	0	2		1	0	0	0	0	0
Lambert, Judd	G	2000-01	3	0	0	0	0	0							
Lamothe, Marc	G	2002-04	103	0	3	3	0	8		19	0	0	0	0	6
Lampl, Cody	D	2012-13	1	0	1	1	1	0							
Landry, Jon	D	2010-11	1	0	0	0	-1	0							
Langfeld, Josh	RW	2001-02;06-07	106	34	35	69	0	73		5	2	0	2	-2	0
Larkin, Dylan	C	2014-15								6	3	2	5	-1	6
Larsson, Daniel	G	2008-10	93	0	0	0	0	14							
Lashoff, Brian**	D	2008-13;14-19	453	22	76	98	21	227		75	5	15	20	3	34
Lavigne, Eric	D	1997-98	4	0	1	1	0	13							
Lebda, Brett	D	2003-06	111	6	25	31	11	76		15	1	4	5	-12	10
Legace, Manny	G	2005-06	1	0	1	1	0	0							
Legault, Jay	RW	2004-05	2	0	0	0	-1	0							
Leino, Ville	LW	2008-09	57	15	31	46	2	18		10	3	10	13	0	10
Lemieux, Francis	LW/RW	2007-10	105	21	29	50	8	96		7	0	1	1	-2	8
Lepine, Jason	D	2010-11	1	0	2	2	3	2							
Leroux, Francois	LW	1998-99	13	1	1	2	-5	22							
Lilja, Andreas	D	2009-10	4	0	0	0	-2	6							
Lindberg, Chris	LW	1997-98	18	8	14	22	7	25							
Linden, Jamie	RW	1996-98	50	8	9	17	1	143		6	1	1	2	0	4
Little, Neil	G	1998-99	50	0	2	2	0	6							
Liv, Stefan	G	2006-07	35	0	0	0	0	6							
Loggins, Troy	LW	2018-19	4	1	0	1	-2	0							
Lojkin, Alexei	LW	1998-99	10	1	2	3	-6	4							
Lorito, Matt*	LW	2016-18	120	45	60	105	3	53		19	7	6	13	3	4
Luciuk, Andrew	C	2002-03	2	1	0	1	1	4							

GRIFFINS ALL-TIME ROSTER

Player	Position	Seasons	Regular Season						Playoffs					
			GP	G	A	PTS	+/-	PIM	GP	G	A	PTS	+/-	PIM
Lukosevicius, Jarid	F	2018-19							1	0	0	0	0	0
Lundbohm, Bryan	C	2004-05	3	0	0	0	-2	0						
MacDonald, Joey	G	2002-07;10-12	210	0	8	8	0	49	2	0	0	0	0	2
Machovsky, Matej	G	2017-18	4	0	1	1	0	0						
MacIntyre, Drew	G	2004-06	37	0	0	0	0	0	5	0	0	0	0	0
MacLean, Cail	RW	2000-01	16	2	0	2	-3	0						
MacLean, Donald	LW/C	1998-99;05-06	104	62	45	107	15	71	14	6	2	8	-1	8
Manlow, Eric	C	2004-06	141	46	68	114	1	68	16	3	3	6	1	12
Manning, Blair	C	1996-98	10	1	1	2	3	4	1	0	1	1	1	0
Mantha, Anthony	LW	2014-17	132	44	44	88	20	102	25	6	9	15	6	24
Marchenko, Alexey	D	2013-16	104	6	32	38	31	42	11	0	4	4	-2	2
Martens, Nick	D	2005-06	67	4	12	16	8	54	7	0	1	1	1	2
Martins, Steve	C	2001-02	51	10	21	31	4	66	3	0	0	0	-1	0
Mason, Wes	LW	2001-02	6	1	0	1	0	4						
Matzka, Scott	C	2001-02	4	1	0	1	1	2						
Maurice, Mike	C	1996-97;99-01	14	1	4	5	5	5	3	0	2	2	1	0
May, Brad	LW	2009-10	17	5	5	10	-1	40						
Mazzoli, Pat	G	1996-97	5	0	0	0	0	0						
McBain, Jason	D	1999-00	16	1	6	7	5	23	15	2	5	7	2	12
McCann, Sean	D	1996-97	76	8	26	34	-2	46	5	0	0	0	-1	2
McCarron, Patrick	D	2016-18	4	0	1	1	2	0						
McCarthy, Jeremiah	D	2002-03	11	0	1	1	-2	2	12	0	1	1	-1	6
McCarty, Darren	RW	2007-09	32	10	11	21	-1	42	10	3	1	4	-6	8
McCollum, Tom*	G	2009-16;17-18	263	0	7	7	0	24	26	0	0	0	0	2
McDonnell, Kent	RW	2005-06	77	21	37	58	-11	171	16	5	4	9	2	20
McGrath, Evan	C	2006-10	262	49	66	115	-14	116	7	0	0	0	2	0
McIlrath, Dylan*	D	2016-19	149	8	23	31	18	259	28	0	5	5	12	39
McIntyre, David	C	2013-14	64	8	13	21	-1	45	10	1	1	2	0	9
McSorley, Marty	D	2000-01	14	0	2	2	6	36						
McSween, Don	D	1996-98	77	7	20	27	16	70	3	0	1	1	-1	8
Meech, Derek	D	2004-08;10-11	304	27	75	102	11	246	23	0	3	3	5	8
Megan, Wade	C	2018-19	48	19	18	37	5	44	5	2	0	2	-3	16
Metcalfe, Jason	D	1999-00	2	0	0	0	1	9						
Metropolit, Glen	C	1997-99	156	48	88	136	31	182	3	1	1	2	-1	0
Miele, Andy	C	2014-16	146	44	88	132	28	119	25	5	16	21	7	32
Millar, Craig	D	2000-01	12	1	2	3	-2	2						
Miller, Drew	LW	2016-17	7	2	1	3	2	0						
Miller, Kelly	LW	1999-00	26	4	4	8	11	8	7	0	1	1	-1	2
Miller, Kevin	C/RW	1999-00;03-04	137	47	55	102	15	73	21	14	7	21	-3	35
Miller, Kip	C	2000-02;04-05;06-07	203	75	133	208	19	104	17	5	13	18	-3	14
Minard, Chris	LW	2010-12	118	39	28	67	6	70						
Mitera, Mark	D	2012-13	2	0	0	0	-1	0						
Moore, Bryan	LW	2018-19	2	0	0	0	0	4						
Moss, Tyler	G	1996-97	15	0	0	0	0	2						
Mowers, Mark	C/RW	2002-04	94	42	53	95	31	51	15	3	4	7	-1	4
Moyer, Russ	D	2007-08	2	0	0	0	-2	0						
Mrazek, Petr*	G	2012-15	87	0	5	5	0	25	34	0	0	0	0	2
Mueller, Chris	F	2007-08	2	0	0	0	2	0						
Muller, Mike	D	1996-97	2	0	0	0	-3	4						
Murphy, Joe	RW	2001-02	57	8	14	22	5	24	5	1	0	1	-1	0
Mursak, Jan*	RW/LW	2006-07;08-13	213	43	60	103	41	120	36	11	9	20	17	28
Myrvold, Anders	D	2003-04	71	0	21	21	3	94	4	0	1	1	-5	2
Nagle, Pat	G	2014-15;18-19	3	0	0	0	0	0						
Nastasiuk, Zach	RW	2013-18	65	4	10	14	1	4	16	1	1	2	-2	0
Naumenko, Nick	D	2006-07	6	0	3	3	-2	8						
Nedomansky, Vashi	RW	1997-99	19	6	4	10	-5	10	3	0	0	0	-1	0
Nedomlel, Richard	D	2013-14;15-16	5	0	0	0	-1	22						
Neil, Chris	RW	1999-01	129	24	31	55	26	655	18	2	4	6	1	46
Nelson, Jeff	C	1996-97;03-04;05-06	148	49	87	136	24	134	9	1	4	5	-3	8
Nelson, Todd	D	1996-98;99-00;01-02	236	11	56	67	53	123	25	1	2	3	4	12
Nestrasil, Andrej*	C/RW	2011-14	120	22	24	46	-3	32	11	4	2	6	2	4
Newbury, Kris	C	2009-10	52	11	22	33	-13	144						
Nicastro, Max	D	2012-13	25	1	2	3	0	10						
Nightingale, Jared	D	2014-15	2	0	0	0	0	0						
Nolan, Tom	C	1998-99	6	0	1	1	-3	2						
Norris, Warren	C	1998-00	7	0	0	0	-2	0						
Norton, Brad	D	2006-07	43	1	4	5	0	102	7	1	2	3	5	24
Nosek, Tomas*	C	2014-17	176	41	64	105	47	97	40	13	17	30	-4	28
Novak, Travis	F	2013-14	9	1	2	3	3	6						
Novotney, Landon	LW	2007-08	2	0	0	0	0	0						

GRIFFINS ALL-TIME ROSTER

Player	Position	Seasons	GP	Regular Season						Playoffs					
				G	A	PTS	+/-	PIM	GP	G	A	PTS	+/-	PIM	
Nylander, Michael	C	2009-10	24	2	16	18	-8	14							
Nyquist, Gustav*	RW/LW	2010-14	137	53	90	143	24	60	10	2	5	7	-4	19	
O'Leary, Mark	LW	2007-08	16	3	1	4	-3	29							
Oliver, David	RW	2000-01	51	14	17	31	5	35	10	6	2	8	3	8	
Osgood, Chris	G	2005-06	3	0	0	0	0	2							
Oslund, Nick	RW	2011-12	5	0	1	1	0	2							
Ouellet, Xavier	D	2013-16	183	9	53	62	21	112	33	3	7	10	2	18	
Oulahen, Ryan	LW	2005-09	302	53	54	107	0	140	23	0	2	2	2	6	
Owens, Jordan	LW	2009-11	77	7	18	25	-13	123							
Paetsch, Nathan**	D	2012-17	359	21	121	142	84	170	78	3	27	30	10	39	
Panzer, Jeff	C	2004-05	20	6	3	9	4	11							
Pare, Francis*	RW	2008-13	363	102	135	237	19	138	34	5	11	16	-1	14	
Parillo, Nick	F	2002-03;04-05	5	1	0	1	0	9							
Parkes, Trevor	RW/LW	2011-14	116	11	15	26	10	85	3	1	0	1	2	12	
Parse, Scott	F	2006-07	10	2	5	7	-2	6	7	1	0	1	0	8	
Pasquale, Eddie*	G	2016-17	29	0	1	1	0	0	1	0	0	0	0	0	
Paterson, Jake	G	2015-16	2	0	0	0	0	0							
Patterson, Ed	RW	1997-98;99-01	225	51	75	126	27	457	18	7	5	12	4	27	
Pavlikovsky, Rastislav	LW	1999-01	16	0	5	5	-3	24							
Pearce, Jordan*	G	2008-13	73	0	1	1	0	0							
Pearson, Chase	C	2018-19	10	2	0	2	-2	2							
Peterson, Brent	LW	1998-99	17	7	5	12	3	14							
Peterson, Brett	D	2008-09	18	0	1	1	0	4	1	0	1	1	1	0	
Petrovicky, Robert	C	1998-00	56	31	35	66	11	91							
Picard, Michel	LW	1996-00;02-04	364	158	222	380	59	221	41	13	11	24	-11	24	
Piche, Sebastien	D	2009-12	42	0	5	5	-12	35							
Pinfold, Dennis	D	1999-00	1	0	0	0	-1	7							
Plante, Philippe	D	1999-03;06-07	125	14	24	38	41	62	29	2	2	4	6	14	
Pope, David	LW	2018-19	28	2	1	3	-1	12							
Porter, Kevin	C	2014-15	76	16	23	39	-11	25	16	1	3	4	-4	14	
Prusek, Martin	G	2001-02	33	0	2	2	0	0	5	0	0	0	0	2	
Puempel, Matt	LW/RW	2017-19	119	46	58	104	8	59	10	3	5	8	-2	16	
Pulkkinen, Teemu*	RW	2012-15	119	65	56	121	18	66	40	22	12	34	4	42	
Pyett, Logan	D	2008-12	288	23	70	93	-3	145	1	0	0	0	0	0	
Quincey, Kyle	D	2005-08	201	16	59	75	2	382	18	0	1	1	-8	27	
Quine, Alan	C	2011-12	3	0	1	1	1	0							
Rachunek, Karel	D	1999-00	62	6	20	26	18	64	9	0	5	5	5	6	
Radunske, Brock	LW	2006-07	20	2	0	2	-3	12							
Raedeke, Brent	C	2008-09;10-13	171	22	21	43	-2	93							
Ramsay, Bruce	LW	1996-99	175	9	14	23	-3	781	4	0	0	0	0	2	
Rankin, Evan	RW	2010-11	10	1	1	2	-2	7							
Rasmussen, Michael	C	2018-19	3	2	0	2	0	0							
Rechlicz, Joel	RW	2015-16	12	0	0	0	-1	35							
Reddick, Pokey	G	1996-98	71	0	3	3	0	19	5	0	1	1	0	0	
Redenbach, Tyler	C	2007-08	28	3	7	10	-4	10							
Reid, Shawn	D	1997-98	2	0	0	0	-1	2							
Remackel, Chad	LW	1996-97	70	9	18	27	1	36	1	0	0	0	0	0	
Rennette, Tyler	C	2003-04	2	0	0	0	-2	0							
Renouf, Dan*	D	2015-18	146	5	24	29	16	183	24	2	3	5	9	25	
Richards, Travis	D	1996-06	655	56	182	238	131	502	59	4	21	25	-5	42	
Richardson, Bryan	C	2001-02	12	1	3	4	-2	4							
Rissmiller, Patrick	C	2009-10	63	20	25	45	2	18							
Ritola, Mattias	LW	2007-10	211	41	65	106	-6	144	8	0	2	2	-3	0	
Rivers, Jamie	D	2000-01;03-04	4	0	0	0	2	6							
Roberts, Dave	LW	2000-01	72	27	36	63	29	47	10	1	2	3	2	8	
Robinson, Nathan	LW/C	2002-05	172	35	56	91	6	75	11	0	3	3	2	2	
Robinson, Todd	C	2004-05	40	7	19	26	5	6							
Roest, Stacy	C	2002-03	70	24	48	72	18	28	15	10	6	16	6	8	
Rogers, Kyle	RW	2010-11	1	0	0	0	0	0							
Rohlf, David	RW	2009-10	5	0	0	0	-4	2							
Royer, Gaetan	RW	1998-99	52	12	6	18	-12	177							
Ruchty, Matt	LW	1996-99	140	23	34	57	17	682	8	1	3	4	1	43	
Rudkowsky, Cody	G	2007-08	2	0	0	0	0	0							
Rufenach, Bryan	D	2011-12	13	0	2	2	-2	11							
Ruid, J.C.	LW	2001-02	3	0	0	0	-2	2							
Rumble, Darren	D	1998-00	82	9	32	41	6	64							
Russo, Robbie*	D	2015-18	204	21	82	103	61	160	33	1	12	13	-6	31	
Rybar, Patrik	G	2018-19	37	0	0	0	0	0							
Rybovic, Lubomir	LW	1996-97	1	0	0	0	0	0							
Ryno, Johan	LW	2007-08	12	3	4	7	3	8							

GRIFFINS ALL-TIME ROSTER

Player	Position	Seasons	GP	Regular Season						Playoffs					
				G	A	PTS	+/-	PIM		GP	G	A	PTS	+/-	PIM
Saarijarvi, Vili	D	2017-19	112	2	25	27	18	30		2	1	0		1	0
Sadowy, Dylan*	RW/LW	2016-19	65	5	2	7	-8	36		1	0	0		0	-1
Samuelsson, Mikael	RW	2013-14	2	0	0	0	-4	0							
Sarault, Yves	LW	1999-00	62	17	26	43	9	77		17	7	4	11	8	32
Sasseville, Francois	C	1998-99	3	0	0	0	0	2							
Sateri, Harri	G	2018-19	40	0	3	3	0	0		5	0	1	1	0	0
Schastliov, Petr	LW	1999-02	120	48	39	87	7	30		24	12	11	23	12	6
Schneekloth, Aaron	D	2002-04	58	1	7	8	4	14							
Shafraanov, Konstantin	RW	1999-00	24	3	8	11	0	15							
Shannon, Darrin	LW	1998-99	10	1	5	6	3	12							
Sheahan, Riley*	C	2011-14	110	25	31	56	1	45		32	4	17	21	2	10
Shevalier, Jeff	LW	1999-00	2	0	0	0	0	0							
Shine, Dominik	RW	2016-19	138	14	16	30	-1	114		10	1	1	2	0	4
Shockey, Jonathan	D	2001-02	6	0	1	1	0	7							
Simon, Ben	LW	2006-07	21	4	5	9	1	28		7	0	0	0	-2	9
Simon, Darcy	D	1996-98	84	5	15	20	13	383		5	1	2	3	4	35
Skarperud, Tim	RW	2001-04	96	20	19	39	7	33		11	2	2	4	-2	0
Skinner, Brett*	D	2012-13	33	4	13	17	9	12		21	0	6	6	4	6
Sloan, Blake	RW	2003-05	85	19	13	32	1	72							
Smith, Adam	D	1998-99	5	0	0	0	-8	12							
Smith, Brendan	D	2010-13	152	27	59	86	18	263							
Smith, Dan	D	2006-07	80	1	10	11	13	97		7	0	1	1	-1	8
Smith, Darin	LW	1996-97	14	2	1	3	0	23							
Smith, Givani	LW/RW	2016-17;18-19	67	6	7	13	0	88		4	0	2	2	1	9
Solari, Kelvin	LW	1996-97	1	0	0	0	-1	2							
Spady, Erik	D	2012-13	1	0	0	0	0	0							
Spezia, Tyler	F	2018-19	8	1	1	2	2	0							
Spezza, Jason	C	2001-02								3	1	0	1	1	2
Spink, Tylor	C	2016-17	1	0	0	0	-2	0							
Spiridonov, Maxim	RW	1997-99	41	11	17	28	0	12		3	0	0	0	0	0
Sproul, Ryan	D	2012-16;17-18	220	29	66	95	-9	101		24	4	10	14	3	12
Stryubko, Andrei	D	1999-00	28	0	1	1	-2	109		2	0	0	0	1	9
Stafford, Garrett	D	2007-09	139	22	67	89	-1	86		10	0	5	5	-1	4
Stewart, Bobby	C	2000-01	7	0	2	2	0	0							
Stewart, Mackenzie	D	2018-19	4	0	0	0	-3	0							
Stokes, Ryan	D	2009-10	7	0	1	1	-1	11							
Straub, Brandon	RW	2010-11	53	3	2	5	-2	147							
Street, Ben*	C	2016-18	135	46	74	120	13	38		24	12	17	29	5	8
Sulak, Libor	D	2017-19	63	5	11	16	-5	42		4	0	2	2	4	4
Sullivan, Brian	RW	1997-98	54	12	7	19	0	49							
Svechnikov, Evgeny*	RW	2015-18	131	27	47	74	-4	120		26	6	8	14	-5	24
Sweetman, Eric	D	2018-19	2	0	0	0	-2	0							
Syvret, Danny	D	2006-07	57	4	16	20	-5	16							
Szysky, Chris	RW	1998-02	150	25	24	49	14	242		27	2	6	8	6	72
Tallaire, Sean	RW	1997-99	77	13	17	30	-9	65							
Tangradi, Eric*	LW	2015-18	200	76	88	164	45	170		30	6	22	28	12	20
Tansey, Kevin	D	2018-19	4	0	0	0	-2	2							
Tardif, Jamie	RW	2006-11	316	78	76	154	-20	322		12	2	0	2	2	8
Tatar, Tomas*	LW	2009-13	265	87	109	196	34	152		24	16	5	21	-1	23
Terry, Chris	RW	2018-19	69	29	32	61	5	38		5	1	1	2	1	2
Thomas, Mike	LW	2011-12	9	0	1	1	-2	15							
Tollefsen, Ole-Kristian	D	2009-10	16	1	0	1	-1	44							
Tootoo, Jordin	RW	2013-14	51	6	12	18	-1	104		4	0	1	1	-3	4
Torquato, Zack	C	2007-09	12	1	0	1	0	8							
Traverse, Patrick	D	1996-97	10	2	1	3	-1	10		2	0	1	1	0	2
Trboyevich, Dean	D	1996-98	96	3	6	9	-1	167		5	0	1	1	1	14
Tremblay, J.F.	D	2000-01	2	0	0	0	1	0							
Tucker, Travis	D	1997-99	12	0	0	0	-6	38							
Turgeon, Dominic*	C	2016-19	212	26	44	70	21	70		22	2	3	5	1	2
Turple, Dan	G	2007-08	1	0	0	0	0	0							
Tvrdo, Marek	LW	2013-16	53	10	19	29	17	16		13	2	4	6	0	2
Ulmer, Jeff	RW	2001-02	73	9	17	26	3	65		5	0	1	1	-3	11
Van Drunen, Dave	D	1999-04	280	9	30	39	70	366		35	0	2	2	5	58
Vandermeer, Peter	LW	2004-05	73	4	13	17	4	310							
Vasilevski, Alex	RW	1996-97	10	1	5	6	-1	43		5	0	1	1	0	19
Vasilyev, Andrei	LW	1998-99	59	21	27	48	-16	24							
Vauclair, Julien	D	2001-02	71	5	14	19	1	18		4	0	1	1	-1	4
Vicari, Dominic	G	2006-07	1	0	0	0	0	0							
Vigilante, John	F	2009-10	79	11	14	25	3	31							



GRIFFINS ALL-TIME ROSTER

Player	Position	Seasons	Regular Season						Playoffs					
			GP	G	A	PTS	+/-	PIM	GP	G	A	PTS	+/-	PIM
Vilneff, Mark	D	1997-98	5	0	0	0	1	0						
Virtue, Terry	D	2005-06	12	1	1	2	2	33	16	0	8	8	-1	42
Voce, Tony	LW	2006-07	25	4	6	10	1	37	7	3	2	5	3	6
Wallace, Buddy	C	1999-00	4	0	1	1	3	4						
Walsh, Mike	LW/RW	2006-10	47	6	1	7	-11	17						
Watt, Mike	LW	2006-07	1	0	0	0	0	0						
Weaver, Jason	LW	1997-99	54	4	6	10	0	84	2	0	1	1	0	0
Weiss, Stephen	C	2014-15	3	2	0	2	0	0						
White, Todd	C	2000-01	64	22	32	54	16	20	10	4	4	8	4	10
Whitcotton, Dustin	C	2001-03	10	1	0	1	5	10	1	0	0	0	0	0
Williams, Jason	C	2002-03	45	23	22	45	5	18	15	1	7	8	-6	16
Williams, Jeremy	RW	2009-10	77	32	31	63	-15	55						
Wilson, Clay	D	2005-06	60	10	27	37	17	40	16	0	3	3	3	8
Wilson, Landon	LW	2008-09	15	8	7	15	2	37						
Wong, Brandon	F	2009-10	3	0	1	1	0	0						
Wood, Derek	C	2000-01	6	1	1	2	-1	2						
Yates, Trevor	C	2017-19	4	0	1	1	1	4						
Yule, Steve	D	1996-97	3	0	1	1	-1	9						
Zadina, Filip	LW	2018-19	59	16	19	35	-17	18	5	2	1	3	-2	0
Zengerle, Mark	RW	2014-16	144	24	60	84	19	42	24	2	13	15	-1	4



GRIFFINS ALL-TIME GOALTENDER ROSTER

Regular Season

Goalie	Seasons	GP	MIN	GAA	W	L	T/SOL	EN	SO	GA	SAVES	SPCT
Alban, Chad	2000-01;02-03	5	257:05	1.63	3	1	0	0	1	7	106	0.938
Ayers, Mike	2004-05	1	19:57	6.02	0	0	0	0	0	2	6	0.750
Beaubien, Frederick	1999-00	1	14:45	4.07	0	0	0	0	0	1	4	0.800
Berkhoel, Adam	2007-08	31	1697:07	2.93	10	14	4	3	1	83	657	0.888
Brown, David	2010-11	2	80:00	3.75	0	0	0	0	0	5	44	0.898
Chouinard, Mathieu	2000-02	53	2970:34	2.57	28	19	2	5	3	127	1126	0.899
Conklin, Ty	2011-12	12	724:31	2.40	8	4	0	1	0	29	314	0.915
Coreau, Jared*	2013-18	148	8614:11	2.44	85	48	11	16	13	350	3930	0.918
Cyr, Ryan	2006-07	1	36:48	1.63	0	0	0	0	0	1	13	0.929
Daigle, Sylvain	2000-01	1	60:00	5.00	0	1	0	0	0	5	29	0.853
Fountain, Mike	1999-01	88	4855:22	2.24	55	17	10	4	9	181	2049	0.919
Gordon, Ian	1996-99	95	4979:44	3.05	41	37	7	4	3	253	2155	0.895
Gustavsson, Jonas	2012-13;14-15	3	179:04	1.68	2	1	0	1	0	5	85	0.944
Heeter, Cal*	2016-17	12	723:44	2.07	10	2	0	0	1	25	350	0.933
Howard, Jimmy	2005-09;16-17	190	10886:40	2.66	93	74	11	11	15	483	4941	0.911
Hurme, Jani	1999-00	52	2948:21	2.18	29	15	4	2	4	107	1240	0.921
Joseph, Curtis	2003-04	1	60:00	1.00	1	0	0	0	0	1	20	0.952
Kochan, Dieter	1999-00	2	93:27	0.64	1	0	1	0	0	1	32	0.970
Koopmans, Logan	2005-06	1	39:46	7.54	0	1	0	0	0	5	13	0.722
Lacher, Blaine	1996-97	11	510:41	3.76	1	8	1	1	0	32	229	0.877
Lajeunesse, Simon	2001-02	26	1533:38	2.11	13	7	5	0	3	54	588	0.916
Lalime, Patrick	1997-98	31	1749:17	2.61	10	10	9	4	2	76	853	0.918
Lambert, Judd	2000-01	3	148:02	3.65	0	3	0	0	0	9	55	0.859
Lamoth, Marc	2002-04	103	5972:42	2.10	54	34	13	3	10	209	2530	0.924
Larsson, Daniel	2008-10	93	4992:07	2.81	45	36	4	8	6	234	2224	0.905
Legace, Manny	2005-06	1	60:00	2.00	1	0	0	0	0	2	20	0.909
Little, Neil	1998-99	50	2739:56	3.15	18	21	5	3	3	144	1218	0.894
Liv, Stefan	2006-07	34	1893:08	3.01	15	15	2	3	2	95	812	0.895
MacDonald, Joey	2002-07;10-12	210	11784:31	2.44	109	77	11	19	20	479	5362	0.918
Machovsky, Matej	2017-18	4	222:28	2.43	1	1	1	1	0	9	92	0.911
MacIntyre, Drew	2004-06	37	1729:10	2.78	15	12	0	4	1	80	718	0.900
Mazzoli, Pat	1996-97	5	168:39	3.56	2	0	0	0	0	10	88	0.898
McCollum, Tom*	2009-16;17-18	263	14900:25	2.76	123	105	14	27	8	686	6640	0.906
Moss, Tyler	1996-97	15	715:05	2.94	5	6	1	3	0	35	328	0.904
Mrazek, Petr*	2012-15	87	5083:55	2.21	54	27	3	8	7	187	2158	0.920
Nagle, Pat	2014-15;18-19	3	139:36	2.58	1	0	1	0	0	6	54	0.900
Osgood, Chris	2005-06	3	179:44	3.34	2	1	0	1	0	10	75	0.882
Pasquale, Eddie*	2016-17	29	1653:32	2.43	15	9	3	3	4	67	760	0.919
Paterson, Jake	2015-16	2	115:55	3.11	0	2	0	0	0	6	77	0.928
Pearce, Jordan*	2008-13	73	3806:59	3.23	24	29	6	4	2	205	1738	0.894
Prusek, Martin	2001-02	33	1903:22	1.83	18	8	5	4	4	58	772	0.930
Reddick, Pokey	1996-98	71	3820:04	2.62	35	19	10	4	6	167	1712	0.911
Rudkowsky, Cody	2007-08	2	14:17	8.40	0	1	0	0	0	2	9	0.818
Rybar, Patrik	2018-19	37	2164:40	2.49	16	16	5	6	2	90	892	0.908
Sateri, Harri	2018-19	40	2367:33	2.84	22	11	5	5	0	112	996	0.899
Turple, Dan	2007-08	1	20:00	3.00	0	0	0	0	0	1	6	0.857
Vicari, Dominic	2006-07	1	23:04	10.40	0	1	0	0	0	4	3	0.429

Playoffs

Goalie	Seasons	GP	MIN	GAA	W	L	EN	SO	GA	SAVES	SPCT
Chouinard, Mathieu	2000-02	3	134:46	1.78	1	1	1	0	4	58	0.935
Coreau, Jared*	2013-18	26	1514:00	2.66	18	8	6	1	67	718	0.915
Fountain, Mike	1999-01	9	541:45	2.77	5	3	0	1	25	218	0.897
Gordon, Ian	1996-99	3	119:20	3.52	0	2	2	0	7	53	0.883
Howard, Jimmy	2005-09	30	1795:13	2.74	12	17	3	0	82	733	0.899
Hurme, Jani	1999-00	17	1028:02	2.16	10	7	0	1	37	447	0.924
Lajeunesse, Simon	2001-02	2	21:16	2.82	0	0	0	0	1	3	0.750
Lalime, Patrick	1997-98	1	77:15	3.11	0	1	0	0	4	33	0.892
Lamoth, Marc	2002-04	19	1144:50	2.15	10	8	1	1	41	511	0.926
MacDonald, Joey	2002-07;10-12	2	47:19	6.34	0	1	0	0	5	22	0.815
MacIntyre, Drew	2004-06	5	259:41	1.62	3	1	1	0	7	110	0.940
McCollum, Tom*	2009-16;17-18	26	1470:31	2.57	13	10	4	0	63	665	0.913
Mrazek, Petr*	2012-15	34	2030:50	2.45	20	14	6	4	83	891	0.915
Pasquale, Eddie*	2016-17	1	40:37	0.00	0	0	0	0	0	19	1.000
Prusek, Martin	2001-02	5	277:39	2.16	2	3	1	0	10	86	0.896
Reddick, Pokey	1996-98	5	335:51	2.32	2	3	1	0	13	141	0.916
Sateri, Harri	2018-19	5	292:13	2.67	2	3	2	0	13	133	0.911

* Won Calder Cup

GRIFFINS COACHING HISTORY

Season	Head Coach	Assistant Coaches	Regular Season								Playoffs			
			GP	W	L	T	OTL	SOL	PTS	PCT	GP	W	L	PCT
1996-97	Dave Allison	Curtis Hunt	82	40	30	--	--	12	92	0.561	5	2	3	0.400
1997-98	Dave Allison	Curtis Hunt	62	30	25	--	--	7	67	0.540				
	Bob McNamara	Curtis Hunt, Jeff Pyle	20	8	6	--	--	6	22	0.550	3	0	3	0.000
1998-99	Guy Charron	Curtis Hunt	82	34	40	--	--	8	76	0.463				
1999-00	Guy Charron	Curtis Hunt, Danton Cole, Kelly Miller	82	51	22	--	--	9	111	0.677	17	10	7	0.588
2000-01*	Bruce Cassidy	Danton Cole	82	53	22	--	4	3	113	0.689	10	6	4	0.600
2001-02	Bruce Cassidy	Gene Reilly	80	42	27	11	0	--	95	0.594	5	2	3	0.400
2002-03	Danton Cole	Todd Nelson, Derek King	80	48	22	8	2	--	106	0.663	15	10	5	0.667
2003-04	Danton Cole	Greg Ireland, Derek King	80	44	28	8	0	--	96	0.600	4	0	4	0.000
2004-05**	Danton Cole	Greg Ireland	48	24	22	--	1	1	50	0.521				
	Greg Ireland	Chris Cichocki	32	17	13	--	1	1	36	0.563				
2005-06	Greg Ireland	Jim Paek	80	55	20	--	1	4	115	0.719	16	8	8	0.500
2006-07	Greg Ireland	Jim Paek	80	37	32	--	6	5	85	0.531	7	3	4	0.429
2007-08	Mike Stothers	Jim Paek	80	31	41	--	2	6	70	0.438				
2008-09	Curt Fraser	Jim Paek	80	43	25	--	6	6	98	0.613	10	4	6	0.400
2009-10	Curt Fraser	Jim Paek	80	34	39	--	3	4	75	0.469				
2010-11	Curt Fraser	Jim Paek	80	36	34	--	2	8	82	0.512				
2011-12	Curt Fraser	Jim Paek	76	33	32	--	7	4	77	0.507				
2012-13	Jeff Blashill+	Jim Paek, Spiros Anastas	76	42	26	--	4	4	92	0.605	24	15	9	0.625
2013-14	Jeff Blashill	Jim Paek, Spiros Anastas, Mike Knuble	76	46	23	--	2	5	99	0.651	10	5	5	0.500
2014-15	Jeff Blashill	Pat Ferschweiler, Dave Noel-Bernier, Mike Knuble	76	46	22	--	6	2	100	0.658	16	9	7	0.563
2015-16	Todd Nelson	Ben Simon, Bruce Ramsay, Mike Knuble	76	44	30	--	1	1	90	0.592	9	5	4	0.556
2016-17	Todd Nelson+	Ben Simon, Bruce Ramsay, Mike Knuble	76	47	23	--	1	5	100	0.658	19	15	4	0.789
2017-18	Todd Nelson	Ben Simon, Bruce Ramsay, Mike Knuble	76	42	25	--	2	7	93	0.612	5	2	3	0.400
2018-19	Ben Simon	Matt Macdonald, Brad Tapper, Mike Knuble	76	38	27	--	7	4	87	0.572	5	2	3	0.400
TOTALS			1818	965	656	27	58	112		0.585	180	98	82	0.544

* In 2000-01, the IHL adopted overtime. Overtime losses and shootout losses were combined in a three-column standings format.

** In 2004-05, the AHL adopted the shootout, eliminating ties.

GRIFFINS HEAD COACHING RECORDS

Head Coach	Tenure	Regular Season								Playoffs			
		GP	W	L	T	OTL	SOL	PTS	PCT	GP	W	L	PCT
Dave Allison	6/27/96-3/3/98	144	70	55	--	--	19	159	0.552	5	2	3	0.400
Bob McNamara	3/3/98-7/8/98	20	8	6	--	--	6	22	0.550	3	0	3	0.000
Guy Charron	7/8/98-6/29/00	164	85	62	--	--	17	187	0.570	17	10	7	0.588
Bruce Cassidy	7/17/00-6/25/02	162	95	49	11	4	3	208	0.642	15	8	7	0.533
Danton Cole	6/26/02-2/10/05	208	116	72	16	3	1	252	0.606	19	10	9	0.526
Greg Ireland	2/10/05-6/15/07	192	109	65	--	8	10	236	0.615	23	11	12	0.478
Mike Stothers	7/18/07-6/18/08	80	31	41	--	2	6	70	0.438				
Curt Fraser	7/23/08-6/18/12	316	146	130	--	18	22	332	0.525	10	4	6	0.400
Jeff Blashill+	6/25/12-6/9/15	228	134	71	--	12	11	291	0.638	50	29	21	0.580
Todd Nelson+	6/19/15-5/31/18	228	133	78	--	4	13	283	0.621	33	22	11	0.667
Ben Simon	6/5/18-Present	76	38	27	--	7	4	87	0.572	5	2	3	0.400

GRIFFINS GENERAL MANAGER RECORDS

General Manager	Tenure	Regular Season								Playoffs			
		GP	W	L	T	OTL	SOL	PTS	PCT	GP	W	L	PCT
Bob McNamara	1/26/96-6/22/11	1210	627	448	27	28	80	1389	0.574	92	45	47	0.489
Jim Nill+	6/22/11-4/29/13	152	75	58	--	11	8	169	0.556	2	1	1	0.500
Ryan Martin++	4/29/13-Present	456	263	150	--	19	24	569	0.624	86	52	34	0.605

+ Won Calder Cup

GRIFFINS ALL-TIME JERSEY NUMBERS

- | | | | |
|----|---|-----|---|
| 1 | Pearce, Conklin, Turple, Rudkowsky, Liv, MacIntyre, Alban, Kochan | | Black, White, King, Kaminsky, Cornforth, Sullivan, Allison |
| 2 | Hicketts, Czarnowczan, Sproul, Colaiacovo, Lampl, Exelby, Atherton, Ference, Beckett, Amadio, Lebda, Rumble, Feasby, Frappier | 13 | Hronek, Jurco, Andersson, Tvrdon, Nyquist, Mursak, Ryno, Voce, Lebda, Dobbin |
| 3 | Cholowski, Marchenko, Skinner, Mitera, Spady, Pyett, Hartigan, Syvret, C. Wilson, Insana, Vauclair, Plante, Pinfold, Brimanis, Vilneff | 14 | Hamilton, Jensen, Billins, Minard, Walsh, Raedeke, Gelech, Corazzini, Matt Hussey, DiCasmirro, Kip Miller, Lundbohm, Kevin Miller, Roest, Skarperud, Lojkin, Sasseville, Coles, Tallaire, C. Johnson, Darin Smith |
| 4 | Sulak, Paetsch, Ehrhardt, Ericsson, Dan Smith, Virtue, J. Adams, Groulx, E. Campbell, Gruden, J. Bouchard, Metcalfe, Rumble, Kruppke, LaFleur, DeSantis, Batyrshin, D. Simon | 15 | Elson, Callahan, I. Filppula, Rissmiller, Helm, Emmerton, V. Filppula, Schneekloth, Knox, Luciu, Martins, Sarault, Nolan, Coles, Manning, Corpse, Hachborn |
| 5 | Tansey, M. Stewart, Russo, Kindl, Nightingale, Backman, Almqvist, Sheahan, Hedden, Norton, Kronwall, Angel, Jorde, Plante, W. Brookbank, Aldridge, Grimes, Tremblay, Brule, DaCosta, Kwiatkowski, McBain, Kenny, Kuparinen, Drevitch, Reid, McSween | 16 | Sweetman, Spezia, Ouellet, Piche, Oulahen, Panzer, J. Nelson, Hymovitz, Cole, Solari, Cipruss, Gervais |
| 6 | Finn, Spink, Pulkkinen, Almqvist, Nyquist, Lapine, Landry, Rankin, Tollefsen, Kroll, Brett Peterson, Redenbach, Ritola, Ericsson, Martens, Knox, Shockey, S. Gagnon, Sryubko, Grimes, Tucker, LaFleur | 17 | Crawford, Caito, Jenks, C. Campbell, Hirschfeld, Nicastro, Brunstrom, Coetzee, Pare, Cullen, McGrath, T. Jackson, B. Kelly, R. Bouchard, Van Drunen, S. Brookbank, Szysky, Emmons, Shannon, Greig, Remackel |
| 7 | Sproul, B. Smith, Owens, Delmore, Stokes, Lemieux, Piche, Stafford, Goulet, Manlow, Picard, Skarperud, Shockey, Whitecotton, Bayrack, King, Hlushko | 18 | Lashoff, Emmerton, Andersson, Ritola, Insana, Cameron, Vandermeer, Kopecky, Greenough, Chaulk, T. Nelson, Matzka, Plante, Gorovikov, Karlander, Bjork, Lindberg, Fair, Yule |
| 8 | Mantha, Coetzee, Emmerton, Kinley, Hay, B. Simon, Naumenko, J. Nelson, Bonello, N. Robinson, Collins, Whitecotton, Hull, Richardson, Neil, Spiridonov, Jasecko | 19 | Camper, Esposito, Nosek, Sheahan, Thomas, Amadio, Jeremy Williams, Abdelkader, Novotney, Grigorenko, Himelfarb, Skarperud, Schastlivy, Metropolit, K. Adams |
| 9 | Saarijarvi, Holmstrom, Zengerle, Hirschfeld, Eaves, Helm, Pare, Coetzee, McGrath, Kip Miller, Kopecky, King, Roberts, Goldmann, D. MacLean, Spiridonov, Tallaire, J. Nelson | 20 | Renouf, Andersson, Bonis, Fournier, Straub, Daavettila, Jeremy Williams, Haydar, Tardif, Plante, Burke, Helmer, Rivers, Boileau, Ulmer, Crowley, Shevalier, Wallace, Petrovicky, Boivin, Reddick |
| 10 | Holmstrom, Street, Hoggan, J. Johnson, Vigilante, Joza, Mueller, Walsh, Kindl, Radunske, MacLean, T. Robinson, Mowers, Giroux, Berens, B. Stewart, Kelly Miller, Karlander, Norris, Royer, Nedomansky, C. Johnson, McCann | 21 | Pearson, Rasmussen, Borkowski, Miele, Parkes, Daavettila, Wong, Lemieux, Engelhardt, Kinley, Langfeld, B. Kelly, Edwardson, Brisson, Whitecotton, Hocking, Ciernik, Bednar, Hnidy, Ramsay, Hurd |
| 11 | Zadina, Cleary, Athanasiou, Nastasiuk, J. Chouinard, Nestrail, Thomas, Keefe, Rogers, Newbury, Leino, Gelech, Mursak, Kolanos, Sloan, Bonni, B. Adams, Boisvert, Millar, Hall, Szysky, Brent Peterson, Nedomansky, Ruchty, Maurice | 22 | Megan, Carey, Aubry, Tootoo, Owens, Ferraro, Delmore, Walsh, C. Chelios, Quincey, Legault, Ballantyne, Baxter, C. Kelly, Harrold, Gruden, Bicanek, Manning, Hankinson |
| 12 | Pope, McCarron, Athanasiou, Porter, Jarnkrok, Raedeke, R. Armstrong, McGrath, Rohlf, Axelsson, Galvin, McDonell, Edwardson, Boisvert, | 23 | Turgeon, Grant, Athanasiou, Grant, Rufenach, Estoclet, Crosty, Tardif, Torquato, Karlander, Ellis, Collins, Murphy, Patterson, Vasilyev, Linden, Rybovic |
| | | *24 | Richards |
| | | 25 | Terry, Holmstrom, McCarron, Larkin, T. Barnes, Aubry, Jarnkrok, Knuble, Conner, Tardif, McCarty, Johansson, Barney, R. Barnes, Prusek, Blanchard, Maurice, Rivers, Oliver, |

GRIFFINS ALL-TIME JERSEY NUMBERS

	Shafranov, Elick, Buckberger, Curtin, Fiebelkorn, Kordic, Weaver, Traverse, Muller, Blouin, Remackel		McCollum, Koopmans, Legace, Lamothe, Daigle, Alban, Hurme, Beaubien, Gordon, Mazzoli
26	Ehn, Tangradi, Berschbach, McIntyre, Pulkkinen, Oslund, Meech, Lilja, Stokes, Andersson, L. Wilson, Ritola, Keefe, Brooks, Hudler, Bala, Oliver, Pavlikovsky, Baseggio, Bullock, Vasilevski	36	Paterson, Pearce
27	J. Chelios, Frk, Tatar, Galvin, A. Gagnon, Keefe, Bootland, Van Drunen, Norris, Ashe, Trbojevich, B. Armstrong	37	Lukosevicius, Nastasiuk, Samuelsson, Torquato, Kip Miller, Baseggio
28	Sadowy, Lorito, Jurco, Quine, Kolosov, Meech, T. Nelson, Butsayev, Leroux, A. Smith, Huffman	38	Carlisle, Janmark, Demitra
29	Sateri, Sadowy, Svechnikov, Ferraro, May, Galvin, Fojtik, Ryno, Parse, Walsh, J. Jackson, Keller, Hartlieb, Doig, Wood, Plante, Rachunek, Ramsay	39	Hulak, Bertuzzi, Novak, Tvrdon, Mursak
30	McCollum, Vicari, Osgood, Joseph, Lajeunesse, Fountain	40	Pasquale, Lalime
31	Coreau, MacDonald, Larsson, Berkhoel, Cyr, Lambert, Little, Moss, Lacher	42	Rybar, Shine, Nedomlel, Hackert, Himelfarb, Avery, J. Bouchard
32	Moore, D. Miller, Hirschfeld, C. Campbell, Lashoff, Walsh, Watt, Hutchins, Bilotto, Rennette, McCarthy, Eldred, Afanasenkov, Bayrack, Ciernik, Linden, Trbojevich	43	G. Smith, Henkel
33	Howard, Glendenning, Janik, Howard, Karlander, Plante, Dolyny, Richardson, Gove, McSorley, C. MacLean, Frederick, Lavigne, Tucker	44	Cholowski, Allen, Rechlicz, Evans, Rufenach, Meech, Downey, Insana, Eaton, Myrvold, Kwiatkowski, T. Nelson, Marc Hussey
34	Machovsky, Mrazek, Conklin, Brown, O'Leary, Moyer, Clark, J. Campbell, Bonello, Ayers, Parillo, N. Robinson, Clancy	45	C. Campbell
35	Nagle, Heeter, Nagle, Gustavsson,	46	Criscuolo, Backman, Charleston
		47	Elkins, Athanasiou
		49	J. Chouinard, M. Chouinard, Picard
		50	Gustavsson
		51	Loggins, Yates, Criscuolo
		52	McIlrath
		53	Yates
		54	G. Smith
		55	Ford, Kindl, Bruton, DeKeyser
		57	Bootland
		59	Groulx
		61	Dahlman
		65	Shine
		73	Puempel, Jason Williams
		77	Svechnikov, N. Robinson, Demidov
		79	Spezza, Ruid, S. Brookbank, Mason, Matzka
		82	Kopecky
		90	Weiss
		91	Frk
		92	Nylander

* Retired Nov. 24, 2006

GRIFFINS TEAM RECORDS – REGULAR SEASON

ATTENDANCE

Largest Home Attendance, Season:	443,284, 1996-97
Smallest Home Attendance, Season:	261,907, 2005-06
Largest Home Attendance Average:	10,811, 1996-97
Smallest Home Attendance Average:	6,548, 2005-06
Largest Home Attendance, Game:	20,337, 12/30/13 vs. Toronto – Comerica Park
Largest Home Attendance, Game – Van Andel Arena:	10,834, 183 times (MR: 4/12/19 vs. Manitoba)
Smallest Home Attendance, Game:	2,177, 10/29/09 vs. Houston

POINTS

Most Points, Season:	115, 2005-06 (55-20-1-4)
Fewest Points, Season:	70, 2007-08 (31-41-2-6)
Most Home Points, Season:	65, 2000-01 (31-7-3)
Fewest Home Points, Season:	40, 2009-10 (19-19-1-1), 2007-08 (18-18-1-3)
Most Road Points, Season:	57, 2002-03 (26-9-3-2)
Fewest Road Points, Season:	30, 2007-08 (13-23-1-3)

WINS/LOSSES/TIES

Most Wins, Season:	55, 2005-06
Fewest Wins, Season:	31, 2007-08
Most Home Wins, Season:	31, 2000-01
Fewest Home Wins, Season:	18, 2011-12, 2010-11, 2007-08
Most Road Wins, Season:	26, 2002-03
Fewest Road Wins, Season:	13, 2007-08
Fewest Regulation Losses, Season:	20, 2005-06
Most Regulation Losses, Season:	41, 2007-08
Fewest Home Regulation Losses, Season:	6, 2005-06
Most Home Regulation Losses, Season:	19, 2009-10
Fewest Road Regulation Losses, Season:	9, 2002-03
Most Road Regulation Losses, Season:	23, 2007-08
Most Ties, Season:	11, 2001-02
Fewest Ties, Season:	8, 2003-04, 2002-03
Most Home Ties, Season:	6, 2003-04
Fewest Home Ties, Season:	4, 2001-02
Most Road Ties, Season:	7, 2001-02
Fewest Road Ties, Season:	2, 2003-04
Highest Winning Percentage, Season:	0.719 (55-20-1-4), 2005-06
Lowest Winning Percentage, Season:	0.438 (31-41-2-6), 2007-08
Highest Home Winning Percentage, Season:	0.800 (30-6-1-3), 2005-06
Lowest Home Winning Percentage, Season:	0.500 (19-19-1-1), 2009-10 and (18-18-1-3), 2007-08
Highest Road Winning Percentage, Season:	0.713 (26-9-3-2), 2002-03
Lowest Road Winning Percentage, Season:	0.375 (13-23-1-3), 2007-08

OVERTIME (Since 2000-01) & SHOOTOUT (1996-01 and 2004-12)

Most Games Decided in Overtime, Season:	15, 2014-15
Fewest Games Decided in Overtime, Season:	2, 2001-02
Most Home Games Decided in Overtime, Season:	10, 2014-15
Fewest Home Games Decided in Overtime, Season:	0, 2001-02
Most Road Games Decided in Overtime, Season:	7, 2011-12
Fewest Road Games Decided in Overtime, Season:	2, 2017-18; 2010-11, 2009-10, 2007-08, 2005-06, 2003-04, 2001-02
Most Overtime Wins, Season:	9, 2014-15
Fewest Overtime Wins, Season:	1, 2010-11, 2009-10, 2006-07
Most Home Overtime Wins, Season:	6, 2014-15
Fewest Home Overtime Wins, Season:	0, 2010-11, 2001-02
Most Road Overtime Wins, Season:	4, 2016-17, 2004-05, 2002-03
Fewest Road Overtime Wins, Season:	0, 2009-10, 2006-07
Most Overtime Losses, Season:	7, 2018-19, 2011-12
Fewest Overtime Losses, Season:	0, 2003-04, 2001-02
Most Home Overtime Losses, Season:	4, 2014-15
Fewest Home Overtime Losses, Season:	0, 2016-17, 2013-14, 2003-04, 2002-03, 2001-02
Most Road Overtime Losses, Season:	4, 2018-19, 2011-12 2006-07
Fewest Road Overtime Losses, Season:	0, 2015-16, 2005-06, 2004-05, 2003-04, 2001-02
Most Games Decided in Shootout, Season:	19, 1999-00, 1997-98, 1996-97
Fewest Games Decided in Shootout, Season:	2, 2015-16
Most Home Games Decided in Shootout, Season:	9, 1996-97
Fewest Home Games Decided in Shootout, Season:	1, 2015-16, 2014-15



Most Road Games Decided in Shootout, Season:
 Fewest Road Games Decided in Shootout, Season:
 Most Shootout Wins, Season:
 Fewest Shootout Wins, Season:
 Most Home Shootout Wins, Season:
 Fewest Home Shootout Wins, Season:
 Most Road Shootout Wins, Season:
 Fewest Road Shootout Wins, Season:
 Most Shootout Losses, Season:
 Fewest Shootout Losses, Season:
 Most Home Shootout Losses, Season:
 Fewest Home Shootout Losses, Season:
 Most Road Shootout Losses, Season:
 Fewest Road Shootout Losses, Season:

12, 1997-98
 1, 2015-16
 10, 1999-00
 1, 2015-16
 5, 2006-07, 1999-00
 0, 2014-15
 5, 1999-00, 1996-97
 0, 2015-16, 2007-08
 13, 1997-98
 1, 2015-16
 7, 1996-97
 0, 2015-16
 8, 1997-98
 1, 2018-19, 2015-16, 2014-15, 2005-06,
 2004-05, 2000-01
 22, 2018-19
 11, 2015-16
 13, 2018-19
 4, 2001-02
 12, 1997-98
 4, 2015-16, 2003-04

Most Games Tied After Regulation, Season:
 Fewest Games Tied After Regulation, Season:
 Most Home Games Tied After Regulation, Season:
 Fewest Home Games Tied After Regulation, Season:
 Most Road Games Tied After Regulation, Season:
 Fewest Road Games Tied After Regulation, Season:

STREAKS

Consecutive Wins, Start of Season:
 Consecutive Regulation Losses, Start of Season:
 Consecutive Non-Wins, Start of Season:
 Longest Winning Streak:
 Longest Home Winning Streak:
 Longest Road Winning Streak:
 Longest Unbeaten Streak:
 Longest Home Unbeaten Streak:
 Longest Road Unbeaten Streak:
 Longest Point Streak:
 Longest Home Point Streak:
 Longest Road Point Streak:
 Longest Losing Streak (Regulation Only):
 Longest Home Losing Streak (Regulation Only):
 Longest Road Losing Streak (Regulation Only):
 Longest Losing Streak (Regulation, OT or SO):
 Longest Home Losing Streak (Regulation, OT or SO):
 Longest Road Losing Streak (Regulation, OT or SO):
 Longest Winless Streak:
 Longest Home Winless Streak:
 Longest Road Winless Streak:
 Consecutive Games Decided in Regulation:
 Consecutive Home Games Decided in Regulation:
 Consecutive Road Games Decided in Regulation:
 Consecutive Games Tied After Regulation:
 Consecutive Home Games Tied After Regulation:
 Consecutive Road Games Tied After Regulation:
 Consecutive Games Ending in a Tie:
 Consecutive Home Games Ending in a Tie:
 Consecutive Road Games Ending in a Tie:
 Consecutive Games Scoring Goal:
 Consecutive Games Allowing Goal:

5, 2004-05
 4, 2015-16
 4, 2015-16 (0-4-0-0)
 15, 11/18/15-12/26/15
 14, 11/11/15-1/15/16
 7, 1/29/15-2/28/15; 10/16/04-12/3/04
 15, 11/18/15-12/26/15 (15-0-0-0)
 16, 1/9/04-2/27/04 (13-0-3-0)
 8, 1/6/02-2/2/02 (5-0-3-0)
 19, 2/4/15-3/20/15 (15-0-3-1)
 16, 1/9/04-2/27/04 (13-0-3-0)
 12, 4/5/02-11/30/02 (9-0-1-2)
 7, twice (MR: 1/17/10-2/3/10)
 7, three times (MR: 12/12/09-1/15/10)
 7, 3/6/08-4/2/08
 10, 10/28/07-11/23/07 (0-8-0-2)
 8, 10/20/07-11/23/07 (0-7-0-1)
 9, 1/5/98-2/7/98 (0-7-2)
 10, 10/28/07-11/23/07 (0-8-0-2)
 8, 10/20/07-11/23/07 (0-7-0-1)
 9, 1/5/98-2/7/98 (0-7-2)
 31, 4/6/01-12/9/01
 24, 10/13/99-2/11/00
 23, 3/1/09-12/13/09
 5, 1/19/09-1/30/09
 6, 1/9/04-1/21/04
 4, 2/15/98-3/7/98
 2, three times (MR: 11/2/02-11/7/02)
 n/a
 n/a
 87, 4/4/08-10/10/09
 76, 1/11/97-1/2/98

ONE-GOAL DECISIONS

Most One-Goal Decisions, Season:
 Most One-Goal Wins, Season:
 Most One-Goal Losses, Season (inc. OT/SO):

43, 2004-05, 1997-98
 25, 2004-05
 24, 1997-98

SHUTOUTS

Most Shutouts Involved In, Season:
 Fewest Shutouts Involved In, Season:
 Most Shutouts, Season:
 Fewest Shutouts, Season:
 Most Home Shutouts, Season:
 Fewest Home Shutouts, Season:
 Most Road Shutouts, Season:
 Fewest Road Shutouts, Season:
 Most Games Shut-Out, Season:
 Fewest Games Shut-Out, Season:
 Most Home Games Shut-Out, Season:
 Fewest Home Games Shut-Out, Season:

19, 2003-04
 5, 2005-06
 10, 2003-04
 1, 2009-10
 7, 2003-04
 0, 2017-18, 1997-98
 6, 2014-15
 0, 2013-14, 2009-10
 10, 2001-02
 1, 2008-09, 2005-06, 2000-01
 6, 2001-02
 0, 2005-06, 2000-01



Most Road Games Shut-Out, Season:
 Fewest Road Games Shut-Out, Season:
 Consecutive Games Shutting-Out Opponent:
 Consecutive Home Games Shutting-Out Opponent:
 Consecutive Road Games Shutting-Out Opponent:

Consecutive Games Shut-Out By Opponent:

Consecutive Home Games Shut-Out By Opponent:
 Consecutive Road Games Shut-Out By Opponent:
 Longest Shutout Streak:
 Longest Home Shutout Streak:
 Longest Road Shutout Streak:

GOALS

Most Goals For, Season:
 Fewest Goals For, Season:
 Most Goals Against, Season:
 Fewest Goals Against, Season:
 Most Goals For, Game:
 Most Goals For, Home Game:
 Most Goals For, Road Game:
 Most Goals For, Loss:
 Most Goals Against, Game:
 Most Goals Against, Home Game:

Most Goals Against, Road Game:
 Most Goals Against, Win:
 Most Goals For, Period:
 Most Goals For, Home Period:
 Most Goals For, Road Period:
 Most Goals Against, Period:
 Most Goals Against, Home Period:
 Most Goals Against, Road Period:
 Largest Margin of Victory, Game:

Largest Margin of Victory, Home Game:
 Largest Margin of Victory, Road Game:

Largest Margin of Defeat, Game:

Largest Margin of Defeat, Home Game:
 Largest Margin of Defeat, Road Game:

Most Goals, Both Teams, Game:
 Most Goals, Both Teams, Home Game:
 Most Goals, Both Teams, Road Game:
 Fastest Two Goals For:

Fastest Two Goals Against:

Fastest Goal For, Start of Game:
 Fastest Goal Against, Start of Game:
 Fastest Goal For, Start of Period:
 Fastest Goal Against, Start of Period:

POWER PLAY/SHORTHANDED GOALS

Highest Power Play Percentage, Season:
 Lowest Power Play Percentage, Season:
 Highest Penalty Killing Percentage, Season:
 Lowest Penalty Killing Percentage, Season:
 Most Power Play Goals For, Season:

Fewest Power Play Goals For, Season:
 Most Power Play Goals Against, Season:
 Fewest Power Play Goals Against, Season:
 Most Power Play Goals For, Game:

Most Power Play Goals Against, Game:
 Most Power Play Goals For, Period:
 Most Power Play Goals Against, Period:
 Most Power Play Opportunities, Game:

5, 2015-16, 2007-08, 2004-05, 2003-04
 0, 2008-09, 2006-07
 2, 10 times (MR: 2/15/18-2/17/18)
 3, 12/30/06-1/10/07
 2, 2/15/18-2/17/18; 2/23/16-3/4/16; 2/27/15-2/28/15;
 1/29/15-1/30/15; 11/26/03-11/30/03
 2, 1/23/16-1/27/16; 12/14/12-12/16/12; 11/17/10-
 11/19/10; 1/14/98-1/16/98
 2, 1/23/16-1/27/16; 11/10/10-11/19/10
 2, 4/11/16-4/15/16; 1/14/98-1/16/98
 184:07, 3/1/02-3/7/02
 204:39, 12/26/06-1/12/07
 204:54, 11/23/03-12/10/03

323, 2005-06
 195, 2003-04
 281, 1998-99
 166, 2003-04
 11, 1/19/13 at Rockford (11-6)
 10, 10/24/01 vs. Cincinnati (10-5)
 11, 1/19/13 at Rockford (11-6)
 6, 10/8/96 at Detroit (6-7 SOL)
 10, 2/8/09 at Toronto (5-10)
 8, 11/14/06 vs. Milwaukee (1-8);
 12/31/96 vs. Cincinnati (4-8)
 10, 2/8/09 at Toronto (5-10)
 8, 11/27/10 at Chicago (10-8)
 7, 11/27/10 at Chicago (2nd)
 5, 11 times (MR: 11/25/16 vs. Cleveland, 3rd)
 7, 11/27/10 at Chicago (2nd)
 6, four times (MR: 2/9/13 at Oklahoma City, 3rd)
 6, 12/31/09 vs. Hamilton (2nd)
 6, three times (MR: 2/9/13 at Oklahoma City, 3rd)
 8, 2/5/16 at Rockford (9-1); 11/11/11 at Hamilton
 (8-0); 2/24/02 vs. Utah (9-1); 4/1/01 at Cleveland (8-0)
 8, 2/24/02 vs. Utah (9-1)
 8, 2/5/16 at Rockford (9-1); 11/11/11 at Hamilton
 (8-0); 4/1/01 at Cleveland (8-0)
 7, 11/14/06 vs. Milwaukee (1-8), 1/3/04 at Milwaukee
 (0-7); 3/22/98 at Cincinnati (1-8)
 7, 11/14/06 vs. Milwaukee (1-8)
 7, 1/3/04 at Milwaukee (0-7); 3/22/98 at
 Cincinnati (1-8)
 18, 11/27/10 at Chicago (10-8)
 15, 10/24/01 vs. Cincinnati (10-5)
 18, 11/27/10 at Chicago (10-8)
 :07, 10/19/96 at Orlando (3rd), Darrin
 Smith, Ben Hankinson
 :07, 12/8/07 vs. Syracuse (1st), Andrew Murray,
 Jeffrey Szwed
 :07, 11/16/18 vs. Ontario, Chris Terry
 :09, 4/3/09 at Hamilton, Brock Trotter
 :07, 11/16/18 vs. Ontario (1st), Chris Terry
 :09, 4/3/09 at Hamilton (1st), Brock Trotter

24.4, 2016-17
 12.5, 2006-07
 87.0, 2003-04
 78.5, 2018-19
 120, 2005-06

45, 2018-19
 96, 1997-98
 36, 2014-15
 5, 2/16/06 at Cleveland (5-8); 2/4/06 vs. Syracuse (5-9);
 1/6/06 at Houston (5-10)
 6, 12/2/05 at Peoria (6-9)
 5, 1/6/06 at Houston (3rd, 5-6)
 4, 4/5/06 at Cleveland (2nd, 4-7)
 13, 4/9/06 at Rochester (3-13); 12/2/05 at Peoria
 (2-13); 10/15/05 vs. Houston (1-13)



Most Power Play Opportunities Against, Game:
Most Shorthanded Goals For, Season:
Fewest Shorthanded Goals For, Season:
Most Shorthanded Goals Against, Season:
Fewest Shorthanded Goals Against, Season:
Most Shorthanded Goals For, Game:
Most Shorthanded Goals Against, Game:

Consecutive Games Scoring Power Play Goal:
Consecutive Games Not Scoring Power Play Goal:
Consecutive Games Allowing Power Play Goal:
Consecutive Games Not Allowing Power Play Goal:
Consecutive Opponent Power Plays Killed:

SHOTS

Most Shots For, Game:
Fewest Shots For, Game:
Most Shots For, Home Game:
Fewest Shots For, Home Game:
Most Shots For, Road Game:
Fewest Shots For, Road Game:
Most Shots Against, Game:
Fewest Shots Against, Game:
Most Shots Against, Home Game:
Fewest Shots Against, Home Game:
Most Shots Against, Road Game:
Fewest Shots Against, Road Game:
Most Shots For, Period:
Fewest Shots For, Period:
Most Shots For, Home Period:
Fewest Shots For, Home Period:
Most Shots For, Road Period:
Fewest Shots For, Road Period:

Most Shots Against, Period:

Fewest Shots Against, Period:
Most Shots Against, Home Period:
Fewest Shots Against, Home Period:
Most Shots Against, Road Period:
Fewest Shots Against, Road Period:

ASSISTS

Most Assists, Season:

TOTAL POINTS (GOALS & ASSISTS)

Most Points, Season:

PENALTIES

Most Penalties, Season:
Fewest Penalties, Season:
Most Minor Penalties, Season:
Fewest Minor Penalties, Season:
Most Major Penalties, Season:
Fewest Major Penalties, Season:
Most Misconducts, Season:
Fewest Misconducts, Season:
Most Game Misconducts, Season:
Fewest Game Misconducts, Season:

PENALTY MINUTES

Most Penalty Minutes, Season:
Fewest Penalty Minutes, Season:
Most Penalty Minutes, Game:
Most Penalty Minutes, Home Game:
Most Penalty Minutes, Road Game:
Most Opponent Penalty Minutes, Game:
Most Opponent Penalty Minutes, Home Game:
Most Opponent Penalty Minutes, Road Game:
Most Opponent Penalty Minutes, Home Game:
Most Opponent Penalty Minutes, Road Game:

15, 3/25/07 at Toronto (3-15)
24, 2006-07
4, 2018-19
13, 1998-99
3, 2014-15
3, 2/16/07 vs. San Antonio, 10/17/98 at Michigan
2, 3/8/17 at Texas, 11/16/16 vs. Texas, 11/16/13 at Chicago, 4/9/11 at Rockford (inc. 1 EN), 3/28/09 at Philadelphia, 10/27/06 vs. Toronto (inc. 1 EN), 1/4/06 at Hamilton (inc. 1 EN)
13, 11/9/16-12/7/16; 2/24/06-3/23/06
11, 1/17/01-2/9/01
12, 2/4/05-3/5/05
11, 12/27/08-1/17/09
45, 11/15/03-12/10/03

58, 4/16/05 vs. San Antonio
10, 3/23/03 vs. Houston
58, 4/16/05 vs. San Antonio
10, 3/23/03 vs. Houston
51, 11/11/11 at Hamilton
14, 3/13/03 at Houston
59, 1/24/14 at Texas
12, twice (MR: 10/13/01 vs. Hershey)
50, 12/31/14 vs. Rockford
12, 10/13/01 vs. Hershey
59, 1/24/14 at Texas
12, 3/31/00 at Houston
24, 3/19/11 vs. Rochester (1st)
0, 3/23/03 vs. Houston (3rd)
24, 3/19/11 vs. Rochester (1st)
0, 3/23/03 vs. Houston (3rd)
23, three times (MR, 1/31/19 at Texas, 2nd)
1, 12/28/18 at Cleveland (3rd); 4/7/18 at Tucson (3rd); 3/29/00 at Orlando (3rd)
25, 12/31/14 vs. Rockford (1st); 10/16/04 at Chicago (3rd)
0, 3/3/98 vs. Manitoba (3rd)
25, 12/31/14 vs. Rockford (1st)
0, 3/3/98 vs. Manitoba (3rd)
25, 10/16/04 at Chicago (3rd)
1, four times (MR: 12/30/16 at Cleveland, 3rd)

550, 2005-06

873, 2005-06

761, 1997-98
348, 2016-17
656, 2005-06
312, 2014-15
117, 1996-97
21, 2008-09
44, 1996-97
1, 2013-14
14, 2000-01
0, 2008-09

2,321, 1996-97
845, 2016-17
112, 11/24/10 at Toronto
104, 4/11/98 vs. Quebec
112, 11/24/10 at Toronto
139, 1/19/13 at Rockford
102, 2/10/01 vs. Utah
139, 1/19/13 at Rockford
102, 2/10/01 vs. Utah
139, 1/19/13 at Rockford



ALL-TIME PENALTY SHOTS - FOR

Player	Goalie (Team)	Date	Period	Time	Result
Michel Picard	Jordan Willis (MICH)	10/3/97	2	3:26	N
Michel Picard	David Littman (ORL)	12/5/97	2	1:41	Y
Toni Dahlman	Wade Flaherty (UTA)	2/24/02	1	2:02	Y
Bryan Adams	Tyler Moss (MTB)	12/17/02	2	19:12	Y
Mark Mowers	Seamus Kotyk (CLE)	2/9/03	2	2:48	N
Stacy Roest	Wade Flaherty (SA)	3/8/03	3	8:36	N
Aaron Schneekloth	Dimitri Patzold (CLE)	12/10/03	2	6:30	N
Nathan Robinson	Brian Finley (MIL)	1/3/04	1	17:44	N
Kevin Miller	Tyler Moss (TOR)	3/17/04	2	4:49	N
Kip Miller	Chris Beckford-Tseu (PEO)	3/6/07	1	10:07	N
Eric Himelfarb*	Drew MacIntyre (MTB)	4/23/07	4	11:07	N
Darren Helm	Ondrej Pavelec (CHI)	1/26/08	2	13:53	Y
Carl Corazzini	Adam Dennis (RCH)	3/21/08	3	18:55	N
Darren Helm	Jason Bacashihua (LE)	10/11/08	1	8:00	N
Ryan Oulahan	Marek Schwarz (PEO)	11/8/08	2	9:03	Y
Mattias Ritola	Al Montoya (SA)	10/18/09	3	18:43	N
Francis Pare	Josh Tordjman (SA)	12/9/09	2	10:18	Y
Ilari Filppula	Atte Engren (MIL)	4/10/11	1	13:28	N
Trevor Parkes	Drew MacIntyre (RCH)	10/16/11	2	14:34	N
Chris Conner	Jeremy Smith (MIL)	11/19/11	2	5:25	N
Tomas Tatar	Jeremy Smith (MIL)	11/19/11	3	8:48	N
Francis Pare	Tyler Beskorowany (TEX)	3/13/12	3	12:50	N
Doug Janik	David Leggio (RCH)	4/10/12	4	1:46	Y
Chad Billins	Danny Taylor (ABB)	2/2/13	1	9:48	N
Luke Glendening	Justin Peters (CHA)	2/17/13	2	7:51	N
Jeff Hoggan	Calvin Pickard (LE)	3/9/13	2	19:28	N
Mitch Callahan	Brian Foster (SA)	3/28/13	3	9:24	N
Tomas Jurco*	Yann Danis (OKC)	6/4/13	3	11:22	N
Martin Frk	Matt Climie (CHI)	10/26/13	2	15:15	N
Andreas Athanasiou*	Doug Carr (ABB)	4/26/14	2	14:18	N
Xavier Ouellet*	Jack Campbell (TEX)	5/16/14	2	15:16	N
Anthony Mantha	Matt Climie (CHI)	1/10/15	3	16:04	N
Nathan Paetsch	Antti Raanta (RFD)	4/1/15	2	4:41	N
Teemu Pulkkinen*	Christopher Gibson (TOR)	4/29/15	2	14:19	N
Anthony Mantha	Marek Mazanec (MIL)	2/17/16	1	2:24	Y
Andy Miele*	Joonas Korpi (LE)	5/5/16	3	19:24	N
Tomas Nosek	Jordan Binnington (CHI)	11/5/16	2	2:54	N
Dominic Turgeon	Ville Husso (SA)	11/8/17	3	13:26	N
Matt Lorito	Jon Gillies (STK)	2/10/18	4	3:52	N
Wade Megan	Landon Bow (TEX)	10/17/18	1	6:08	N
Dominic Turgeon	Filip Gustavsson (BEL)	10/27/18	2	13:51	N
Chris Terry	Anthony Peters (WBS)	2/9/19	1	7:36	N

* Playoff game



ALL-TIME PENALTY SHOTS - AGAINST

Player (Team)	Goalie	Date	Period	Time	Result
Brad Tapper (CHI)	Martin Prusek	10/19/01	3	1:10	N
Jason Williams (CIN)	Martin Prusek	11/9/01	3	19:40	N
Kyle Wanvig (HOU)	Simon Lajeunesse	12/29/01	3	8:26	N
Jimmy Roy (MTB)	Joey MacDonald	12/21/03	3	11:45	N
Brendan Yarema (CHI)*	Marc Lamothe	4/18/04	2	14:02	N
Tomas Pihlhal (CLE)	Joey MacDonald	11/20/04	1	11:30	N
Raymond Giroux (HOU)	Joey MacDonald	3/25/05	2	16:16	Y
Brendan Brooks (PEO)	Joey MacDonald	12/2/05	3	16:31	N
Greg Mauldin (SYR)	Joey MacDonald	12/18/05	2	1:53	N
Lucas Lawson (HAM)	Joey MacDonald	1/4/06	1	19:26	Y
Daniel Paille (RCH)	Jimmy Howard	3/25/06	3	8:40	N
Daniel Paille (RCH)	Logan Koopmans	4/9/06	2	5:01	N
John Pohl (TOR)*	Drew MacIntyre	4/28/06	3	8:56	N
Trent Whitfield (PEO)	Jimmy Howard	2/18/07	3	10:30	N
Brett Engelhardt (TOR)	Stefan Liv	3/25/07	3	4:08	Y
Tyler Doig (TOR)	Adam Berkhoel	3/5/08	2	19:18	N
J.D. Corbin (LE)	Jimmy Howard	3/8/08	2	11:44	N
Kyle Cumiskey (LE)	Daniel Larsson	10/11/08	1	4:30	N
Kenndal McArdle (RCH)	Jimmy Howard	11/29/08	1	3:07	N
Chris Conner (PEO)	Daniel Larsson	12/30/08	2	12:24	N
Brett Sterling (CHI)	Daniel Larsson	12/26/09	2	19:25	N
Brett Sterling (CHI)	Daniel Larsson	1/29/10	3	11:31	N
Akim Aliu (RFD)	Tom McCollum	1/30/10	3	17:25	Y
Spencer Machacek (CHI)	Tom McCollum	4/10/10	2	8:16	N
Brandon Rogers (LE)	Jordan Pearce	11/7/10	4	0:52	N
Kyle Beach (RFD)	Jordan Pearce	11/26/10	1	2:22	N
Travis Morin (TEX)	Joey MacDonald	12/10/10	1	5:14	N
Christian Hanson (TOR)	Joey MacDonald	12/22/10	1	17:38	N
Aaron Palushaj (HAM)	Jordan Pearce	2/4/11	3	15:28	N
Aaron Voros (TOR)	Jordan Pearce	3/23/11	1	8:50	Y
Ryan Flynn (MIL)	Jordan Pearce	4/10/11	3	4:10	N
Justin Mercier (LE)	Joey MacDonald	11/2/11	3	18:11	N
Mark Olver (LE)	Joey MacDonald	1/20/12	2	17:55	N
Greg Rallo (SA)	Tom McCollum	3/20/12	2	7:04	N
Jerry D'Amigo (TOR)	Tom McCollum	4/6/12	2	10:58	N
Alex Friesen (CHI)	Petr Mrazek	11/23/12	2	5:47	N
Matt Frattin (TOR)	Petr Mrazek	12/28/12	3	9:26	Y
Jon Rheault (SA)	Petr Mrazek	2/24/13	1	12:03	Y
Paul Carey (LE)	Tom McCollum	11/1/13	2	15:31	N
Mark Mancari (CHI)	Petr Mrazek	11/23/13	3	2:37	N
Alex Hutchings (RCH)	Petr Mrazek	12/7/13	3	2:28	N
Joakim Nordstrom (RFD)	Jared Coreau	1/4/14	2	0:43	Y
Leon Draisaitl (BAK)	Tom McCollum	10/9/15	2	15:15	N
Joe Devin (LE)	Jared Coreau	12/26/15	2	2:41	Y
Brendan Woods (CHA)	Tom McCollum	2/20/16	2	19:18	N
Julius Honka (TEX)	Tom McCollum	3/16/16	3	14:10	N
Alex Broadhurst (CLE)	Cal Heeter	1/21/17	2	19:15	N
Colin Blackwell (SJ)*	Jared Coreau	5/26/17	1	13:57	Y
Byron Froese (SYR)*	Jared Coreau	6/3/17	3	14:53	N
Chase Balisy (BEL)	Harri Sateri	10/26/18	1	9:07	N
Jacob Nilsson (RFD)	Patrik Rybar	11/14/18	2	11:15	N

* Playoff game

GRIFFINS INDIVIDUAL RECORDS REGULAR SEASON

SEASON RECORDS

GOALS

Most Goals, Season:
Most Power Play Goals, Season:
Most Shorthanded Goals, Season:
Most Game-Winning Goals, Season:
Most First Goals, Season:
Most Goals by a Center, Season:
Most Goals by a Right Wing, Season:

Most Goals by a Left Wing, Season:
Most Goals by a Defenseman, Season:
Most Goals by a Rookie, Season:
Goals per Game Avg.:

Most Hat Tricks:

56, Donald MacLean, 2005-06
21, Donald MacLean, 2005-06
5, Matt Ellis and Eric Himelfarb, 2006-07
12, Michel Picard, 1996-97
11, Mark Mowers, 2002-03
34, Jeff Nelson, 1996-97
34, Teemu Pulkkinen, 2014-15; Mark Mowers, 2002-03
56, Donald MacLean, 2005-06
16, Aris Brimanis, 1998-99
31, Teemu Pulkkinen, 2013-14
0.74, Teemu Pulkkinen, 2014-15 (34 goals in 46 games); Donald MacLean, 2005-06 (56 goals in 76 games)
5, Donald MacLean, 2005-06

ASSISTS

Most Assists, Season:
Most Assists by a Center, Season:
Most Assists by a Right Wing, Season:
Most Assists by a Left Wing, Season:
Most Assists by a Defenseman, Season:
Most Assists by a Rookie, Season:
Assists per Game Avg.

60, Jiri Hudler, 2005-06
55, Jeff Nelson, 1996-97
49, Darren Haydar, 2008-09
60, Jiri Hudler, 2005-06
49, Adam Almquist, 2013-14
36, Gustav Nyquist, 2011-12
0.85, Kip Miller, 2001-02 (35 assists in 41 games)

POINTS

Most Points, Season:
Most Points by a Center, Season:
Most Points by a Right Wing, Season:
Most Points by a Left Wing, Season:
Most Points by a Defenseman, Season:
Most Points by a Rookie, Season:
Points per Game Avg.

101, Michel Picard, 1996-97
81, Glen Metropolit, 1998-99
81, Mark Mowers, 2002-03
101, Michel Picard, 1996-97
56, Bryan Helmer, 2005-06
59, Teemu Pulkkinen, 2013-14
1.37, Kip Miller, 2001-02 (56 points in 41 games)

PENALTY MINUTES

Most Penalty Minutes, Season:
Most Penalty Minutes by a Center, Season:
Most Penalty Minutes by a Right Wing, Season:
Most Penalty Minutes by a Left Wing, Season:
Most Penalty Minutes by a Defenseman, Season:

390, Darryl Bootland, 2005-06
144, Kris Newbury, 2009-10
390, Darryl Bootland, 2005-06
364, Matt Ruchty, 1996-97
337, Wade Brookbank, 2001-02

SHOTS ON GOAL

Most Shots on Goal, Season:
Shots per game avg.

274, Carl Corazzini, 2007-08
4.11, Teemu Pulkkinen, 2014-15 (189 shots in 46 games)

STREAKS

Consecutive Games Played:
Consecutive Games with a Goal:

Consecutive Games with an Assist:

Consecutive Games with a Point:

161, Dave Van Drunen, 4/7/02-4/11/04
8, Teemu Pulkkinen, 12/19/14-1/7/15; Donald MacLean, 2/25/06-3/14/06
8, Filip Hronek, 11/23/18-12/7/18; Valtteri Filppula, 3/26/06-10/13/06
19, Donald MacLean, 1/6/06-2/18/06



GAME RECORDS

GOALS

Most Goals, Game:

3, 64 times (MR: Wade Megan, 2/15/19 vs. San Antonio)

Most Goals by a Defenseman, Game:

3, Adam Almqvist, 3/23/13 at Lake Erie; Chad Billins, 2/24/13 vs. San Antonio; Logan Pyett, 2/27/11 at Hamilton

Most Power Play Goals, Game:

3, Anthony Mantha, 10/18/16 at Iowa; Tomas Jurco, 11/20/15 vs. San Diego; Teemu Pulkkinen, 1/29/15 at Iowa; Joe Murphy, 10/16/01 at Cleveland

Most Shorthanded Goals, Game:

2, Chris Conner, 10/18/11 at Hamilton; Matt Ellis, 3/12/05 vs. Hamilton; Michel Picard, 4/15/00 at Cincinnati; Ed Patterson, 12/12/97 at Cleveland

ASSISTS

Most Assists, Game:

5, Tomas Tatar, 11/27/10 at Chicago; Jiri Hudler, 2/16/06 at Cleveland; Chris Bala, 1/10/02 at Chicago

POINTS

Most Points, Game:

7, Tomas Tatar, 11/27/10 at Chicago (2-5-7)

PLUS-MINUS

Highest Plus-Minus, Game:

+7, Tomas Tatar, 11/27/10 at Chicago

PENALTY MINUTES

Most Penalty Minutes, Game:

34, Triston Grant, 1/9/13 at Rockford; Kyle Quincey, 3/26/08 vs. Lake Erie

PERIOD RECORDS

GOALS

Most Goals, Period:

3, Logan Pyett, 2/27/11 at Hamilton (2nd); Jeremy Williams, 4/10/10 at Chicago (3rd); Jamie Tardif, 3/3/07 at Syracuse (2nd); Tomas Kopecky, 2/16/06 at Cleveland (2nd); Petr Schastlivy, 11/17/01 vs. Milwaukee (2nd)

Most Power Play Goals, Period:

2, Filip Hronek, 2/6/19 vs. Manitoba (3rd); Anthony Mantha, 10/18/16 at Iowa (3rd); Tomas Jurco, 11/20/15 vs. San Diego (3rd); Teemu Pulkkinen, 1/29/15 at Iowa (1st); Chad Billins, 2/24/13 vs. San Antonio (2nd); Jeremy Williams, 3/5/10 vs. Manitoba (1st); Jamie Tardif, 10/25/09 vs. Abbotsford (3rd); Landon Wilson, 11/1/08 vs. Milwaukee (2nd); Jonathan Ericsson, 11/24/06 vs. Chicago (2nd); Tomas Kopecky, 2/16/06 at Cleveland (2nd); Kent McDonell, 2/4/06 vs. Syracuse (1st); Jiri Hudler, 1/6/06 at Houston (3rd); Eric Himelfarb, 1/21/05 vs. Chicago (1st); Eric Manlow, 11/19/04 at Cleveland (1st); Petr Schastlivy, 12/7/01 vs. Chicago (1st); Joe Murphy, 10/16/01 at Cleveland (3rd); Derek King, 12/26/99 at Orlando (2nd); Travis Richards, 4/8/99 at Orlando (2nd)

Most Shorthanded Goals, Period:

2, Ed Patterson, 12/12/97 at Cleveland (2nd)

ASSISTS

Most Assists, Period:

3, Carter Camper, 1/12/19 vs. Belleville (2nd); Robbie Russo, 3/4/16 at Charlotte (2nd); Andy Miele, 12/19/14 vs. Toronto (2nd); Tomas Tatar, 11/27/10 at Chicago (2nd); Darren Haydar, 2/20/09 vs. Manitoba (2nd); Evan McGrath, 1/31/09 vs. Rochester (3rd); Jiri Hudler, 2/16/06 at Cleveland (3rd); Tomas Kopecky, 11/18/05 vs. Cleveland (3rd); Kip Miller, 11/17/01 vs. Milwaukee (2nd) and 10/16/01 at Cleveland (3rd); Derek King, 4/7/01 vs. Detroit (3rd); Slava Butsayev, 4/16/00 vs. Detroit (3rd); Glen Metropolit, 4/2/99 vs. Chicago (3rd)

POINTS

Most Points, Period:

4, Tomas Tatar, 11/27/10 at Chicago (2nd, 1-3-4); Jiri Hudler, 1/6/06 at Houston (3rd, 2-2-4)

PENALTY MINUTES

Most Penalty Minutes, Period:

34, Triston Grant, 1/9/13 at Rockford (3rd)



ALL-TIME OVERTIME GOALS - FOR

Danton Cole	4/21/97 at Orlando*	5-4	39:25	Doug Janik	4/10/12 at Rochester	5-4	1:46
Chris Szysky	4/30/00 at Cleveland*	4-3	13:02	Tomas Tatar	10/28/12 at Chicago	3-2	1:58
Joel Kwiatkowski	12/7/00 vs. Cincinnati	5-4	3:10	Gustav Nyquist	11/16/12 at Lake Erie	6-5	3:38
Todd White	12/15/00 at Cleveland	4-4	4:59	Brian Lashoff	12/22/12 vs. Chicago	2-1	2:49
Petr Schastlivy	12/12/01 at Utah	2-1	0:22	Landon Ferraro	3/13/13 vs. Chicago	3-2	0:18
Josh Langfeld	3/22/02 at Milwaukee	4-3	2:39	Adam Almqvist	3/23/13 at Lake Erie	5-4	4:50
Travis Richards	10/25/02 at Rochester	2-1	3:08	Cory Emmerton	12/18/13 at Iowa	2-1	3:52
Rob Collins	11/17/02 at Cincinnati	4-3	2:00	Mitch Callahan	12/20/13 vs. Rockford	3-2	1:21
Dave Van Drunen	11/22/02 vs. San Antonio	3-2	4:34	Ryan Sproul	4/25/14 at Abbotsford*	2-1	39:26
Rob Collins	12/27/02 at Cincinnati	3-2	2:53	Teemu Pulkkinen	11/14/14 vs. Texas	3-2	6:59
Michel Picard	3/8/03 at San Antonio	4-3	1:07	Kevin Porter	11/15/14 vs. Texas	2-1	6:20
Stacy Roest	3/20/03 vs. Manitoba	4-3	4:34	Ryan Sproul	12/30/14 at Chicago	2-1	2:47
Stacy Roest	4/28/03 vs. Chicago*	4-3	16:59	Landon Ferraro	1/7/15 vs. Charlotte	3-2	1:18
Stacy Roest	5/19/03 at Houston*	5-4	26:35	Nathan Paetsch	2/6/15 vs. Rochester	5-4	2:03
Mark Mowers	5/21/03 vs. Houston*	2-1	5:12	Andy Miele	2/18/15 vs. Milwaukee	4-3	2:09
Kevin Miller	10/11/03 at Chicago	3-2	1:02	Andreas Athanasiou	2/20/15 vs. Hamilton	3-2	4:45
Kevin Miller	10/19/03 at Hamilton	4-3	4:16	Andy Miele	3/7/15 at Rockford	3-2	1:27
Jiri Hudler	1/10/04 vs. Cleveland	4-3	2:27	Andy Miele	4/11/15 at San Antonio	2-1	3:44
Hugo Boisvert	1/16/04 vs. Chicago	4-3	2:44	Tyler Bertuzzi	5/14/15 at Rockford*	2-1	0:13
Kevin Miller	1/17/04 vs. St. John's	2-1	2:40	Andreas Athanasiou	5/29/15 vs. Utica*	3-2	5:05
Kory Karlander	2/20/04 vs. Hamilton	2-1	2:40	Mitch Callahan	11/28/15 vs. Lake Erie	3-2	2:02
Jiri Hudler	10/24/04 at San Antonio	4-3	0:28	Xavier Ouellet	12/13/15 at Iowa	4-3	2:33
Eric Manlow	11/27/04 at Chicago	3-2	1:30	Nick Jensen	1/15/16 vs. Lake Erie	1-0	2:08
Kip Miller	2/26/05 vs. San Antonio	2-1	1:33	Ryan Sproul	1/20/16 at Lake Erie	3-2	3:32
Darryl Bootland	3/5/05 at Chicago	3-2	0:24	Tomas Nosek	2/6/16 vs. Rockford	4-3	0:59
Blake Sloan	3/11/05 vs. Manitoba	3-2	0:30	Andy Miele	2/28/16 vs. Chicago	4-3	4:25
Tomas Kopecky	3/23/05 at Milwaukee	4-3	1:59	Mark Zengerle	3/2/16 vs. Rockford	2-1	0:39
Jiri Hudler	12/05/05 vs. Milwaukee	5-4	4:40	Eric Tangradi	3/19/16 at Texas	6-5	0:42
Donald MacLean	1/14/06 vs. Milwaukee	3-2	0:35	Joe Hicketts	11/12/16 at Milwaukee	4-3	1:53
Bryan Helmer	2/3/06 at Milwaukee	5-4	1:24	Matt Lorito	12/7/16 vs. Chicago	6-5	1:56
Jiri Hudler	3/8/06 vs. Peoria	5-4	4:32	Martin Frk	1/18/17 at Iowa	3-2	1:34
Donald MacLean	3/18/06 vs. Toronto	4-3	2:59	Evgeny Svechnikov	3/17/17 vs. Chicago	5-4	1:51
Bryan Helmer	3/31/06 at Manitoba	5-4	3:37	Ben Street	3/18/17 at Chicago	3-2	3:49
Jiri Hudler	4/21/06 vs. Toronto*	6-5	42:21	Axel Holmstrom	4/5/17 at Manitoba	2-1	2:11
Matt Ellis	4/28/06 at Toronto*	2-1	20:11	Eric Tangradi	4/14/17 vs. Charlotte	3-2	1:33
Eric Manlow	5/9/06 at Manitoba*	5-4	6:38	Tomas Nosek	4/21/17 vs. Milwaukee*	4-3	9:32
Kip Miller	3/31/07 vs. Chicago	2-1	4:06	Kyle Criscuolo	4/26/17 at Milwaukee*	3-2	10:03
Matt Ellis	4/23/07 vs. Manitoba*	2-1	12:39	Ben Street	6/3/17 vs. Syracuse*	6-5	27:02
Tony Voce	4/27/07 vs. Manitoba*	4-3	4:20	Matthew Ford	12/31/17 vs. Milwaukee	4-3	1:20
Carl Corazzini	10/13/07 at Manitoba	4-3	1:51	Filip Hronek	1/8/18 at Manitoba	3-2	3:21
Evan McGrath	4/12/08 vs. Manitoba	3-2	2:18	Matt Lorito	2/9/18 vs. San Antonio	4-3	3:16
Jason Jozsa	11/23/08 at Iowa	5-4	1:20	Eric Tangradi	3/16/18 vs. Rockford	4-3	3:53
Dustin Abdelkader	1/21/09 vs. Toronto	3-2	3:03	Carter Camper	11/17/18 vs. Manitoba	3-2	0:35
Jog Janik	11/13/09 vs. Milwaukee	3-2	1:21	Filip Hronek	11/24/18 at Chicago	4-3	2:36
Jordan Owens	1/18/11 at Texas	4-3	3:11	Filip Hronek	11/26/18 at Iowa	3-2	2:53
Landon Ferraro	11/29/11 at Toronto	4-3	4:11	Carter Camper	1/23/19 vs. Manitoba	2-1	3:37
Joakim Andersson	12/3/11 vs. Chicago	5-4	3:17	Filip Zadina	2/16/19 vs. San Antonio	3-2	0:08
Brian Lashoff	1/7/12 at Abbotsford	2-1	3:59				

* Playoff game

ALL-TIME OVERTIME GOALS - AGAINST

Don Biggs	4/22/98 vs. Cincinnati*	3-4	17:15	Mathieu Beaudoin	12/5/10 vs. San Antonio	2-3	2:35
Sean Berens	4/26/00 vs. Cleveland*	1-2	2:01	Anthony Aiello	3/11/11 at Oklahoma City	5-6	0:36
Steve Maltais	5/26/00 at Chicago*	3-4	17:34	Colby Robak	11/18/11 vs. San Antonio	4-5	0:30
Bubba Berenzweig	10/25/00 at Milwaukee	1-2	3:22	Clay Wilson	12/21/11 vs. Abbotsford	3-4	0:52
Curtis Murphy	11/22/00 at Orlando	1-2	2:17	Tyson Barrie	12/28/11 at Lake Erie	5-6	0:35
Dean Sylvester	3/29/01 vs. Orlando	2-3	2:01	Danny Syvret	12/30/11 vs. Peoria	3-4	4:49
Brad Lauer	4/4/01 at Utah	3-4	1:00	Bill Sweatt	2/15/12 at Chicago	3-4	0:18
Hugo Boisvert	5/3/01 vs. Orlando*	3-4	51:12	Michael Forney	3/7/12 at Texas	4-5	2:03
Brian Pothier	5/9/01 vs. Orlando*	3-4	7:06	Philippe Dupuis	4/7/12 at Toronto	2-3	0:45
Jeff Ulmer	11/28/02 at Binghamton	1-2	3:25	Brandon Pirri	10/27/12 vs. Rockford	5-6	0:58
J.P. Vigier	11/30/02 at Chicago	1-2	0:35	Sergey Andronov	1/12/13 vs. Rockford	2-3	2:30
Tony Tuzzolino	5/12/03 vs. Houston*	2-3	5:29	Taylor Chorney	3/17/13 at Peoria	2-3	0:30
Derek MacKenzie	4/16/04 vs. Chicago*	3-4	0:58	Jani Hakanpaa	4/13/13 vs. Peoria	3-4	0:20
Pierre-Marc Bouchard	11/5/04 vs. Houston	3-4	2:44	Trevor Smith	10/5/13 at Toronto	3-4	2:59
Carlo Colaiacovo	3/2/05 vs. St. John's	2-3	2:29	John McFarland	1/26/14 at San Antonio	5-6	4:44
Ramzi Abid	12/31/05 vs. Chicago	3-4	4:44	Chris Mueller	5/16/14 vs. Texas*	2-3	3:18
Daniel Winnik	10/6/06 at San Antonio	4-5	3:18	Phil Varone	11/28/14 at Rochester	3-4	6:02
Cal O'Reilly	11/10/06 vs. Milwaukee	2-3	0:52	Maxim Noreau	12/10/14 vs. Lake Erie	2-3	2:54
Joel Lundqvist	12/20/06 vs. Iowa	3-4	2:42	Matt MacKenzie	2/7/15 vs. Rochester	3-4	3:06
Pat Leahy	12/29/06 at Milwaukee	1-2	3:00	Rocco Grimaldi	2/13/15 vs. San Antonio	4-5	5:30
Mark Mancari	2/28/07 at Rochester	2-3	1:42	Viktor Stalberg	3/6/15 at Milwaukee	2-3	0:15
Cal O'Reilly	3/18/07 at Milwaukee	2-3	4:24	Pat Cannone	1/17/16 vs. Chicago	3-4	2:29
Jon Awe	12/1/07 at Houston	3-4	1:30	Oliver Bjorkstrand	5/5/16 at Lake Erie*	2-3	12:23
Brett Sterling	12/22/07 vs. Chicago	3-4	4:39	Zach Werenski	5/16/16 vs. Lake Erie*	3-4	12:32
Brian Willsie	10/11/08 at Lake Erie	3-4	1:18	John Ramage	12/6/16 at Cleveland	2-3	2:28
Robert Dietrich	10/31/08 at Milwaukee	2-3	2:59	Bobby Butler	12/16/17 vs. Milwaukee	1-2	3:25
Jeremy Williams	12/5/08 vs. Toronto	2-3	1:43	Travis Morin	4/11/18 at Texas	2-3	1:44
Justin Fletcher	12/26/08 vs. Peoria	3-4	2:51	Dylan Sikura	12/7/18 at Rockford	2-3	4:23
David Laliberte	1/9/09 vs. Philadelphia	3-4	2:22	Luke Johnson	12/14/18 vs. Rockford	2-3	2:31
Andrew Archer	1/19/09 at Rockford	1-2	1:44	Kevin Stenlund	12/28/18 at Cleveland	2-3	1:34
Ryan White	4/22/09 vs. Hamilton*	3-4	2:42	Luke Johnson	2/20/19 vs. Rockford	2-3	4:59
Jean-Michel Daoust	2/13/10 at Houston	0-1	0:55	Peter Holland	3/1/19 at Rockford	4-5	4:24
Brian Connelly	2/15/10 at Rockford	1-2	1:39	Matt Bartkowski	3/8/19 vs. Iowa	3-4	4:08
Mario Bliznak	3/6/10 vs. Manitoba	1-2	3:55	Lukas Radil	4/6/19 at San Jose	4-5	2:39

* Playoff game



GRIFFINS GOALTENDING RECORDS - REGULAR SEASON

STARTS/GAMES/MINUTES PLAYED

Most Starts, Season: 64, Joey MacDonald, 2004-05
 Most Games Played, Season: 66, Joey MacDonald, 2004-05
 Most Minutes Played, Season: 3,754:40, Joey MacDonald, 2004-05
 Consecutive Starts, Season: 24, Joey MacDonald, 2/25/05-4/9/05
 Consecutive Games Played, Season: 31, Joey MacDonald, 2/4/05-4/9/05

WINS/LOSSES/TIES

Most Wins, Season: 34, Joey MacDonald, 2004-05; Mike Fountain, 2000-01
 Most Home Wins, Season: 19, Marc Lamothe, 2002-03; Mike Fountain, 2000-01
 Most Road Wins, Season: 18, Joey MacDonald, 2004-05
 Most Regulation Losses, Season: 28, Joey MacDonald, 2004-05
 Most Home Regulation Losses, Season: 15, Joey MacDonald, 2004-05
 Most Road Regulation Losses, Season: 17, Jimmy Howard, 2007-08
 Most Overtime Wins, Season: 6, Joey MacDonald, 2004-05
 Most Home Overtime Wins, Season: 3, Jared Coreau, 2015-16
 Most Road Overtime Wins, Season: 4, Joey MacDonald, 2004-05
 Most Overtime Losses, Season: 5, Harri Sateri, 2018-19; Tom McCollum, 2014-15; Jimmy Howard, 2006-07
 Most Home Overtime Losses, Season: 4, Tom McCollum, 2014-15
 Most Road Overtime Losses, Season: 3, Harri Sateri, 2018-19; Jimmy Howard, 2006-07; Mike Fountain, 2000-01
 Most Shootout Wins, Season: 6, Joey MacDonald, 2004-05; Jani Hurme, 1999-00
 Most Home Shootout Wins, Season: 4, Jimmy Howard, 2007-08; Mike Fountain, 1999-00; Ian Gordon, 1998-99
 Most Road Shootout Wins, Season: 5, Jani Hurme, 1999-00
 Most Shootout Losses, Season: 10, Pokey Reddick, 1996-97
 Most Home Shootout Losses, Season: 7, Pokey Reddick, 1996-97
 Most Road Shootout Losses, Season: 6, Patrick Lalime, 1997-98
 Most Ties, Season: 8, Marc Lamothe, 2002-03
 Most Home Ties, Season: 5, Marc Lamothe, 2003-04 and 2002-03
 Most Road Ties, Season: 4, Simon Lajeunesse, 2001-02

STREAKS

Longest Winning Streak: 12, Jimmy Howard, 2/25/06-3/31/06
 Longest Winning Streak to Start Season: 6, Jared Coreau, 11/29/14-12/20/14; Tom McCollum, 10/4/13-11/6/13; Petr Mrazek, 11/3/12-11/23/12
 Longest Home Winning Streak: 12, Jared Coreau, 10/21/15-1/15/16
 Longest Road Winning Streak: 9, Joey MacDonald, 10/20/02-2/28/03
 Longest Unbeaten Streak: 13, Marc Lamothe, 10/19/02-11/27/02 (9-0-4-0)
 Longest Home Unbeaten Streak: 12, Jared Coreau, 10/21/15-1/15/16 (12-0-0)
 Longest Road Unbeaten Streak: 9, Joey MacDonald, 10/20/02-2/28/03 (9-0-0-0)
 Longest Point Streak: 15, Marc Lamothe, 10/19/02-11/30/02 (9-0-4-2)
 Longest Home Point Streak: (Overall) 13, Jared Coreau, 10/21/15-1/17/16 (12-0-1); Daniel Larsson, 10/26/08-2/20/09 (11-1-1); Mike Fountain, 2/20/00-12/13/00 (12-0-1)
 (Single Season) 13, Jared Coreau, 10/21/15-1/17/16 (12-0-1); Daniel Larsson, 10/26/08-2/20/09 (11-1-1, inc. OTL and SOL)
 Longest Road Point Streak: 10, Jimmy Howard, 11/20/05-3/31/06 (9-0-0-1)
 Longest Losing Streak (Regulation Only): 8, Tom McCollum, 12/18/09-2/26/10
 Longest Home Losing Streak (Regulation Only): 7, Joey MacDonald, 11/26/04-1/15/05
 Longest Road Losing Streak (Regulation Only): 5, Petr Mrazek, 3/2/13-3/30/13; Tom McCollum, 12/18/09-2/26/10; Jimmy Howard, 3/8/08-4/6/08; Ian Gordon, 1/5/98-2/6/98
 Longest Losing Streak (Regulation, OT or SO): 11, Tom McCollum, 12/18/09-3/13/10 (0-9-2)
 Longest Home Losing Streak (Regulation, OT or SO): 7, Adam Berkhoel, 10/21/07-1/12/08 (0-5-0-2); Joey MacDonald, 11/26/04-1/15/05 (0-7-0)
 Longest Road Losing Streak (Regulation, OT or SO): (Overall) 11, Tom McCollum, 12/18/09-10/10/10 (0-9-2)
 (Single Season) 10, Tom McCollum, 12/18/09-4/10/10 (0-8-2)
 Longest Winless Streak: 11, Tom McCollum, 12/18/09-3/13/10 (0-9-2)
 Longest Home Winless Streak: 7, Adam Berkhoel, 10/21/07-1/12/08 (0-5-0-2); Joey MacDonald, 11/26/04-1/15/05 (0-7-0)
 Longest Road Winless Streak: (Overall) 11, Tom McCollum, 12/18/09-10/10/10 (0-9-2)
 (Single Season) 10, Tom McCollum, 12/18/09-4/10/10 (0-8-2)



GOALS AGAINST

Most Goals Against, Season:
Most Goals Against, Game:

Most Goals Against, Period:
Lowest Goals Against Average, Season:

SAVES

Most Saves, Season:
Most Saves, Game:
Most Saves, Home Game:
Most Saves, Road Game:
Most Saves, Shutout:
Most Saves, Period:
Most Saves, Home Period:
Most Saves, Road Period:

Highest Save Percentage, Season:

SHUTOUTS

Most Shutouts, Season:

Most Home Shutouts, Season:
Most Road Shutouts, Season:
Longest Shutout Streak:
Longest Shutout Streak, Home:
Longest Shutout Streak, Road:
Consecutive Games with a Shutout:

Consecutive Home Games with a Shutout:
Consecutive Road Games with a Shutout:

146, Jimmy Howard, 2007-08
8, Jordan Pearce, 11/27/10 at Chicago;
Jimmy Howard, 12/17/06 at Milwaukee;
Patrick Lalime, 3/22/98 at Cincinnati
6, Drew MacIntyre, 4/5/06 at Cleveland (2nd)
1.83, Martin Prusek, 2001-02

1,785, Joey MacDonald, 2004-05
52, Marc Lamothe, 3/13/03 at Houston
47, Jared Coreau, 12/31/14 vs. Rockford
52, Marc Lamothe, 3/13/03 at Houston
45, Jared Coreau, 3/13/16 at Chicago
25, Jared Coreau, 12/31/14 vs. Rockford (1st)
25, Jared Coreau, 12/31/14 vs. Rockford (1st)
24, Joey MacDonald, 10/16/04 at Chicago (3rd);
Marc Lamothe, 3/13/03 at Houston (3rd)
0.936, Joey MacDonald, 2003-04

6, Jared Coreau, 2015-16; Jimmy Howard, 2006-07;
Joey MacDonald, 2003-04; Marc Lamothe, 2002-03;
Mike Fountain, 2000-01; Pokey Reddick, 1996-97
5, Joey MacDonald, 2003-04; Pokey Reddick, 1996-97
4, Jared Coreau, 2015-16
160:06, Jared Coreau, 1/24/15-2/6/15
242:18, Joey MacDonald, 1/16/04-2/20/04
206:31, Jared Coreau, 2/14/16-3/29/16
2, Jared Coreau, 2/15/18-2/17/18; Petr Mrazek,
2/27/15-2/28/15; Jared Coreau, 1/29/15-1/30/15;
Daniel Larsson, 12/21/08-12/27/08; Jimmy Howard,
12/31/06-2/9/07; Joey MacDonald, 2/13/04-2/14/04;
Marc Lamothe, 11/12/02-11/15/02; Martin Prusek,
11/17/01-11/21/01; Jani Hurme, 1/13/00-1/20/00
3, Joey MacDonald, 1/23/04-2/14/04
3, Jared Coreau, 2/23/16-3/13/16



ALL-TIME HAT TRICKS - FOR

Michel Picard	12/17/96 at Milwaukee (4-6 L)
Pavol Demitra	1/14/97 at Chicago (7-1 W)
Pavol Demitra	3/9/97 at Orlando (4-6 L)
Keyvn Adams	3/15/97 vs. Kansas City (6-3 W)
Greg Bullock	2/13/98 at Michigan (7-5 W)
Glen Metropolit	10/27/98 vs. Utah (4-0 W)
Petr Schastlivy	12/22/99 at Chicago (5-3 W)
Kevin Miller	2/11/00 vs. Houston (6-3 W)
Kevin Miller	3/24/00 vs. Milwaukee (5-3 W)
Michel Picard	5/2/00 at Cleveland (4-1 W)*
Yves Sarault (4 goals)	5/19/00 at Cincinnati (10-1 W)*
Todd White	2/11/01 vs. Houston (5-2 W)
Slava Butsayev	4/1/01 at Cleveland (8-0 W)
Derek King (4 goals)	4/21/01 vs. Cleveland (7-4 W)*
Joe Murphy	10/16/01 at Cleveland (5-3 W)
Kip Miller	10/24/01 vs. Cincinnati (10-5 W)
Petr Schastlivy	11/17/01 vs. Milwaukee (4-0 W)
Chris Bala	1/25/02 at Norfolk (7-1 W)
Tim Skarperud	3/22/02 at Milwaukee (4-3 OTW)
Jason Williams	1/31/03 at Milwaukee (4-3 W)
Nathan Robinson	12/17/03 vs. San Antonio (4-1 W)
Kevin Miller	4/16/04 vs. Chicago (3-0 OTL)*
Jiri Hudler	10/24/04 at San Antonio (4-3 OTW)
Kip Miller	4/7/05 at San Antonio (7-4 W)
Jiri Hudler	10/19/05 at San Antonio (6-3 W)
Donald MacLean	11/22/05 at Manitoba (4-2 W)
Donald MacLean	12/22/05 vs. Hershey (6-4 W)
Donald MacLean	1/14/06 vs. Milwaukee (3-2 OTW)
Donald MacLean	1/18/06 vs. Iowa (6-3 W)
Kent McDonell	2/4/06 vs. Syracuse (7-1 W)
Tomas Kopecky	2/6/06 at Cleveland (9-2 W)
Darryl Bootland	3/8/06 vs. Peoria (5-4 OTW)
Donald MacLean	4/8/06 at Syracuse (6-0 W)
Matt Ellis	2/16/07 vs. San Antonio (5-2 W)
Jamie Tardif	3/3/07 at Syracuse (3-5 L)
Matt Ellis	4/21/07 at Manitoba (4-1 W)*
Mark Hartigan	11/9/07 at Rockford (5-6 SOL)

Darren McCarty	2/15/08 vs. Lake Erie (6-3 W)
Justin Abdelkader	10/26/08 vs. Norfolk (6-3 W)
Francis Lemieux	12/19/08 vs. Milwaukee (6-3 W)
Francis Lemieux	1/31/09 vs. Rochester (8-4 W)
Darren Haydar	2/27/09 at Syracuse (5-6 L)
Jamie Tardif	10/25/09 vs. Abbotsford (6-1 W)
Petr Williams	4/10/10 at Chicago (4-6 L)
Chris Minard	1/28/11 vs. Rockford (5-2 W)
Logan Pyett	2/27/11 at Hamilton (5-2 W)
Francis Pare	3/5/11 vs. Rochester (5-2 W)
Chris Minard	2/12/12 vs. San Antonio (7-4 W)
Chris Minard	2/24/12 vs. Lake Erie (6-1 W)
Chris Minard	3/31/12 vs. Oklahoma City (6-2 W)
Joakim Andersson	4/4/12 vs. Texas (4-2 W)
Mitch Callahan	1/19/13 at Rockford (11-6 W)
Tomas Tatar	2/11/13 at Hamilton (5-1 W)
Chad Billins	2/24/13 vs. San Antonio (7-3 W)
Adam Almqvist	3/23/13 at Lake Erie (5-4 OTW)
Tomas Jurco	1/15/13 vs. Rockford (5-3 W)
Mitch Callahan	11/20/13 vs. Milwaukee (5-0 W)
Tomas Jurco	5/13/14 vs. Texas (5-2 W)*
Teemu Pulkkinen	1/29/15 at Iowa (6-0 W)
Teemu Pulkkinen	3/4/15 vs. Oklahoma City (7-1 W)
Teemu Pulkkinen	5/6/15 vs. Rockford (5-3 W)*
Tomas Jurco	11/20/15 vs. San Diego (7-4 W)
Eric Tangradi	12/5/15 vs. Lake Erie (4-1 W)
Colin Campbell	12/26/15 at Lake Erie (7-3 W)
Mitch Callahan	2/5/16 at Rockford (9-1 W)
Anthony Mantha	2/17/16 vs. Milwaukee (4-1 W)
Tyler Bertuzzi	5/14/16 at Lake Erie (6-1 W)*
Anthony Mantha	10/18/16 at Iowa (4-3 W)
Mitch Callahan	5/8/17 vs. Chicago (6-3 W)*
Matt Lorito	10/27/18 vs. Chicago (5-3 W)
Dominic Turgeon	2/17/18 at Manitoba (5-0 W)
Colin Campbell	4/14/18 vs. Cleveland (6-4 W)
Wade Megan	2/15/19 vs. San Antonio (5-1 W)

ALL-TIME HAT TRICKS - AGAINST

Len Barrie	10/22/96 at San Antonio (2-5 L)
Len Barrie	11/2/96 vs. San Antonio (0-6 L)
Scott Thomas	12/31/96 vs. Cincinnati (4-8 L)
Dave Chyzowski	1/3/97 vs. Indianapolis (2-6 L)
John LeBlanc	1/22/97 vs. Fort Wayne (4-5 L)
Brett Harkins	12/18/97 at Cleveland (2-5 L)
Marty Fliche	2/13/98 at Michigan (7-5 W)
Todd White	2/28/98 at Indianapolis (5-6 SOL)
Gilbert Dionne	3/22/98 at Cincinnati (1-8 L)
Sean Berens	12/10/98 vs. Las Vegas (3-6 L)
Stan Drulia	1/15/99 at Detroit (3-5 SOW)
Mark Mowers	1/23/99 at Milwaukee (3-4 L)
Eric Boguniecki (4 goals)	2/17/99 at Fort Wayne (4-6 L)
Scott Pearson	4/2/99 vs. Chicago (7-6 SOW)
Rob Kenny	4/10/99 at Orlando (1-5 L)
Dave Chyzowski	1/28/00 at Kansas City (1-4 L)
J.P. Vigue	5/6/01 at Cleveland (3-5 L)*
Jonathan Cheechoo	12/8/01 at Cleveland (5-7 L)
Jon Sim	12/14/01 at Utah (2-4 L)
Steve Maltais	4/15/02 vs. Chicago (1-5 L)*
Greg Classen	11/2/02 vs. Milwaukee (3-3 T)
Wyatt Smith	12/28/02 vs. Milwaukee (1-6 L)
Derek MacKenzie	4/23/04 at Chicago (2-8 L)
Brad Leeb	12/8/04 at St. John's (5-4 W)
Joffrey Lupul	12/28/04 vs. Cincinnati (4-5 L)
Roman Voloshenko (4 goals)	10/21/05 at Houston (3-7 L)

Brad Winchester	11/26/05 vs. Hamilton (5-6 SOL)
Mathias Tjarnqvist	1/18/06 vs. Iowa (6-3 W)
Ryan Ramsay	2/23/07 at Peoria (4-3 SOW)
Jason Jaffray	5/1/07 at Manitoba (1-4 L)*
Jason Krog	1/16/09 vs. Manitoba (4-6 L)
Tim Stapleton (4 goals)	2/8/09 at Toronto (5-10 L)
Andre Deveaux	2/8/09 at Toronto (5-10 L)
Rob Sirianni	3/28/09 at Philadelphia (4-7 L)
Jonathan Matsumoto	3/28/09 at Philadelphia (4-7 L)
David Desharnais	4/3/09 at Hamilton (3-6 L)
Brad Trotter	1/9/10 at Hamilton (2-5 L)
David Desharnais	2/19/10 vs. Hamilton (3-4 L)
Krys Kolanos	10/28/11 vs. Abbotsford (1-5 L)
Mark Mancari	12/31/11 vs. Chicago (5-4 OTW)
Hugh Jessiman	12/28/11 at Lake Erie (5-6 OTL)
T.J. Brennan	10/5/13 at Toronto (3-4 OTL)
Mark McNeill	11/8/14 at Rockford (1-3 L)
Viktor Stalberg	3/6/15 at Milwaukee (2-3 OTL)
Sven Baertschi	5/28/15 vs. Utica (1-4 L)*
Pat Cannone	1/17/16 vs. Chicago (3-4 OTL)
Gemal Smith	3/8/17 at Texas (4-5 L)
Chandler Stephenson	10/21/17 vs. Hershey (2-4 L)
Brooks Macek	10/13/18 at Chicago (1-5 L)
Colton Hargrove	3/20/19 at Texas (3-6 L)
Luke Kunin	4/10/19 vs. Iowa (3-7 L)

* Playoff game

ALL-TIME SHUTOUTS - FOR

Pokey Reddick (30 saves)	10/5/96 at Indianapolis (1-0 W)
Pokey Reddick (20)	10/24/96 vs. Michigan (2-0 W)
Pokey Reddick (32)	11/15/96 vs. Cleveland (2-0 W)
Pokey Reddick (28)	12/26/96 vs. Detroit (7-0 W)
Pokey Reddick (30)	1/10/97 vs. Utah (1-0 W)
Pokey Reddick (26)	3/28/97 vs. Indianapolis (0-1 SOL)
Patrick Lalime (29)	12/14/97 at Quebec (0-1 SOL)
Ian Gordon (26)	1/3/98 at Cincinnati (2-0 W)
Patrick Lalime (33)	4/8/98 at Cleveland (3-0 W)
Ian Gordon (33)	10/9/98 vs. Kansas City (2-0 W)
Neil Little (38)	10/27/98 vs. Utah (4-0 W)
Ian Gordon (29)	11/7/98 vs. Milwaukee (5-0 W)
Neil Little (41)	12/26/98 at Michigan (4-0 W)
Neil Little (22)	4/18/99 at Detroit (1-0 SOW)
Jani Hurme (25)	11/12/99 vs. Milwaukee (5-0 W)
Jani Hurme (27)	12/8/99 vs. Cleveland (1-0 W)
Jani Hurme (36)	1/13/00 vs. Cincinnati (4-0 W)
Jani Hurme (27)	1/20/00 vs. Michigan (5-0 W)
Mike Fountain (39)	2/1/00 at Cincinnati (1-0 W)
Mike Fountain (34)	3/3/00 at Cleveland (3-0 W)
Mike Fountain (12)	3/31/00 at Houston (1-0 W)
Jani Hurme (19)	4/27/00 vs. Cleveland (2-0 W)*
Chad Alban (20)	10/21/00 vs. Orlando (1-0 W)
Mike Fountain (26)	11/25/00 vs. Cincinnati (3-0 W)
Mike Fountain (39)	12/8/00 at Milwaukee (4-0 W)
Mathieu Chouinard (18)	1/12/01 vs. Detroit (1-0 W)
Mike Fountain (36)	1/17/01 vs. Manitoba (1-0 SOW)
Mike Fountain (17)	2/21/01 vs. Cincinnati (5-0 W)
Mike Fountain (25)	4/1/01 at Cleveland (8-0 W)
Mike Fountain (18)	4/7/01 vs. Detroit (6-0 W)
Mike Fountain (32)	4/25/01 at Cleveland (3-0 W)*
Mathieu Chouinard (12)	10/13/01 vs. Hershey (2-0 W)
Martin Prusek (27)	11/17/01 vs. Milwaukee (4-0 W)
Martin Prusek (29)	11/21/01 at Wilkes-Barre/Scranton (3-0 W)
Simon Lajeunesse (23)	1/20/02 at Chicago (1-0 W)
Simon Lajeunesse (15)	1/29/02 vs. Milwaukee (4-0 W)
Mathieu Chouinard (24)	2/9/02 vs. Hamilton (1-0 W)
Martin Prusek (13)	2/15/02 vs. Hamilton (2-0 W)
Simon Lajeunesse (26)	3/2/02 vs. Milwaukee (1-0 W)
Martin Prusek (30)	3/6/02 at Houston (0-0 T)
Martin Prusek (17)/	4/19/02 at Chicago (3-0 W)*
Simon Lajeunesse (0)	
Marc Lamothe (15)	11/12/02 vs. Manitoba (4-0 W)
Marc Lamothe (34)	11/15/02 vs. Houston (3-0 W)
Marc Lamothe (30)	12/21/02 at Cleveland (1-0 W)
Joey MacDonald (33)	1/17/03 vs. Cincinnati (3-0 W)
Marc Lamothe (32)	1/28/03 vs. Houston (7-0 W)
Joey MacDonald (28)	2/23/03 at Houston (6-0 W)
Marc Lamothe (26)	3/15/03 at San Antonio (2-0 W)
Marc Lamothe (32)	3/30/03 vs. Hershey (2-0 W)
Joey MacDonald (34)	4/2/03 at Utah (2-0 W)
Marc Lamothe (26)	5/2/03 at Chicago (2-0 W)*
Marc Lamothe (17)	11/26/03 at Chicago (3-0 W)
Marc Lamothe (35)	11/30/03 at Cincinnati (2-0 W)
Marc Lamothe (29)	12/26/03 vs. Cincinnati (3-0 W)
Joey MacDonald (26)	1/23/04 vs. San Antonio (5-0 W)
Marc Lamothe (30)	2/4/04 vs. Cincinnati (1-0 W)
Joey MacDonald (22)	2/13/04 vs. Manitoba (4-0 W)
Joey MacDonald (35)	2/14/04 vs. Houston (3-0 W)
Joey MacDonald (33)	2/26/04 vs. Utah (2-0 W)
Joey MacDonald (26)	3/13/04 vs. Cincinnati (1-0 W)
Joey MacDonald (39)	4/4/04 at Toronto (6-0 W)
Joey MacDonald (20)	10/26/04 vs. Rochester (4-0 W)
Joey MacDonald (23)	11/12/04 vs. Houston (1-0 W)
Joey MacDonald (33)	11/20/04 vs. Cleveland (5-0 W)
Joey MacDonald (32)	12/3/04 at Milwaukee (1-0 W)
Drew MacIntyre (26)	1/9/05 at Cleveland (4-0 W)
Joey MacDonald (23)	3/29/05 vs. Cleveland (5-0 W)
Jimmy Howard (23)	12/21/05 at Milwaukee (5-0 W)
Joey MacDonald (23)	2/10/06 vs. Philadelphia (4-0 W)

Joey MacDonald (33)	2/22/06 at Rochester (4-0 W)
Jimmy Howard (31)	4/8/06 at Syracuse (6-0 W)
Jimmy Howard (23)	11/3/06 vs. Manitoba (4-0 W)
Stefan Liv (24)	12/30/06 vs. Hamilton (2-0 W)
Jimmy Howard (32)	12/31/06 vs. Rochester (3-0 W)
Stefan Liv (28)	1/10/07 vs. Peoria (3-0 W)
Jimmy Howard (28)	2/9/07 at Iowa (4-0 W)
Jimmy Howard (25)	2/24/07 vs. Hamilton (1-0 SOW)
Jimmy Howard (26)	3/9/07 at Omaha (1-0 W)
Jimmy Howard (29)	4/6/07 vs. Toronto (4-0 W)
Jimmy Howard (22)	12/2/07 at Milwaukee (1-0 W)
Jimmy Howard (26)	12/7/07 vs. Syracuse (2-0 W)
Adam Berkhoele (18)	2/23/08 vs. Manitoba (1-0 W)
Daniel Larsson (16)	11/11/08 vs. Houston (1-0 W)
Daniel Larsson (29)	11/30/08 at Chicago (1-0 W)
Jimmy Howard (28)	12/20/08 vs. Milwaukee (2-0 W)
Daniel Larsson (38)	12/21/08 at Rochester (6-0 W)
Daniel Larsson (23)	12/27/08 vs. Lake Erie (2-0 W)
Jimmy Howard (24)	12/31/08 vs. Iowa (6-0 W)
Daniel Larsson (27)	1/10/09 vs. Philadelphia (4-0 W)
Jimmy Howard (43)	1/24/09 vs. Quad City (1-0 SOW)
Jimmy Howard (21)	4/5/09 at Rochester (3-0 W)
Daniel Larsson (34)	10/29/09 vs. Houston (2-0 W)
Joey MacDonald (25)	10/15/10 at Manitoba (1-0 W)
Tom McCollum (23)	11/10/10 vs. Milwaukee (0-1 SOL)
Jordan Pearce (36)	3/8/11 at Peoria (3-0 W)
Joey MacDonald (31)	10/18/11 at Hamilton (3-0 W)
Joey MacDonald (27)	11/21/11 vs. Lake Erie (3-0 W)
Jordan Pearce (29)	11/11/11 at Hamilton (8-0 W)
Joey MacDonald (21)	1/20/12 vs. Lake Erie (5-0 W)
Tom McCollum (20)	12/7/12 at Chicago (3-0 W)
Petr Mrazek (32)	2/2/13 vs. Abbotsford (1-0 W)
Tom McCollum (28)	2/6/13 vs. Houston (2-0 W)
Petr Mrazek (24)	5/4/13 vs. Houston (7-0 W)*
Petr Mrazek (25)	5/10/13 at Toronto (7-0 W)*
Petr Mrazek (40)	6/11/13 at Oklahoma City (4-0 W)*
Petr Mrazek (37)	6/2/13 at Oklahoma City (3-0 W)*
Petr Mrazek (16)	11/20/13 vs. Milwaukee (5-0 W)
Tom McCollum (31)	12/14/13 vs. Milwaukee (5-0 W)
Tom McCollum (35)	1/17/14 vs. Abbotsford (3-0 W)
Petr Mrazek (29)	2/23/14 vs. Milwaukee (1-0 SOW)
Petr Mrazek (16)	3/7/14 vs. Iowa (4-0 W)
Jared Coreau (31)	12/6/14 at Rockford (4-0 W)
Jared Coreau (38)	1/29/15 vs. Iowa (6-0 W)
Jared Coreau (28)	1/30/15 at Milwaukee (3-0 W)
Petr Mrazek (26)	2/21/15 vs. Hamilton (2-0 W)
Petr Mrazek (25)	2/27/15 at Milwaukee (4-0 W)
Petr Mrazek (27)	2/28/15 at Chicago (5-0 W)
Tom McCollum (34)	3/27/15 at Texas (2-0 W)
Jared Coreau (22)	11/27/15 at Milwaukee (6-0 W)
Jared Coreau (23)	12/31/15 vs. Milwaukee (3-0 W)
Jared Coreau (30)	1/15/16 vs. Lake Erie (1-0 OTW)
Jared Coreau (28)	2/23/16 at Chicago (5-0 W)
Tom McCollum (29)	2/27/16 vs. Iowa (3-0 W)
Jared Coreau (29)	3/4/16 at Charlotte (4-0 W)
Jared Coreau (45)	3/13/16 at Chicago (4-0 W)
Jared Coreau (30)	11/11/16 vs. Rockford (3-0 W)
Eddie Pasquale (27)	12/21/16 vs. Milwaukee (3-0 W)
Eddie Pasquale (31)	1/13/17 at Milwaukee (3-0 W)
Cal Heeter (35)	12/11/17 vs. Cleveland (5-0 W)
Eddie Pasquale (18)	2/18/17 vs. San Antonio (6-0 W)
Jimmy Howard (21)	3/7/17 at San Antonio (3-0 W)
Jared Coreau (32)	3/11/17 at San Jose (0-1 SOL)
Eddie Pasquale (37)	3/25/17 at Rockford (4-0 W)
Jared Coreau (28)	2/15/18 at Manitoba (1-0 W)
Jared Coreau (38)	2/17/18 at Manitoba (5-0 W)
Tom McCollum (21)	3/1/18 at Hershey (3-0 W)
Jared Coreau (25)	4/26/18 vs. Manitoba (3-0 W)*
Patrik Rybar (24)	1/19/19 vs. Milwaukee (3-0 W)
Patrik Rybar (30)	3/9/19 at Milwaukee (4-0 W)

* Playoff game

ALL-TIME SHUTOUTS - AGAINST

Bruce Racine (28 saves)	11/2/96 vs. San Antonio (0-6 L)	Justin Pogge (31)	12/27/07 at Toronto (0-2 L)
Todd MacDonald (24)	1/25/97 at Cincinnati (0-3 L)	Jaroslav Halak (22)	12/31/07 vs. Hamilton (0-1 L)
Allan Bester (23)	3/11/97 at Orlando (0-4 L)	Pekka Rinne (15)	1/25/08 at Milwaukee (0-4 L)
Jimmy Waite (24)	3/28/97 vs. Indianapolis (0-1 SOL)	Tobias Stephan (32)	2/1/08 at Iowa (0-3 L)
Jeff Reese (1)/Rich Parent (19)	3/30/97 at Detroit (0-5 L)	Adam Dennis (33)	2/10/08 at Rochester (0-1 L)
Ryan Bach (22)	11/25/97 vs. Houston (0-3 L)	Justin Pogge (24)	4/2/08 at Toronto (0-2 L)
Tom Draper (22)	12/14/97 at Quebec (0-1 SOL)	Matt Keetley (35)	1/24/09 vs. Quad City (1-0 SOW)
Kevin Weekes (36)	12/29/97 vs. Fort Wayne (0-1 L)	Matt Cimie (25)	10/15/09 at Texas (0-2 L)
Jeff Reese (23)	1/5/98 at Detroit (0-2 L)	Peter Mannino (32)	1/29/10 vs. Chicago (0-3 L)
Konstantin Simchuk (21)	1/14/98 at Las Vegas (0-2 L)	Barry Brust (22)	2/13/10 at Houston (0-1 OTL)
Philippe DeRouville (27)	1/16/98 at Utah (0-3 L)	Cory Schneider (38)	3/21/10 at Manitoba (0-4 L)
Allan Bester (23)	2/17/98 vs. Orlando (0-2 L)	Tyler Plante (37)	3/31/10 vs. Rochester (0-3 L)
David Littman (23)	10/29/98 at Orlando (0-4 L)	Mark DeKanech (35)	11/10/10 vs. Milwaukee (0-1 SOL)
Tyler Moss (30)	3/25/99 vs. Orlando (0-5 L)	Jason Bacashihua (29)	11/17/10 at Lake Erie (0-3 L)
Andrei Trefilov (19)	4/18/99 at Detroit (1-0 SOW)	Anton Khudobin (28)	11/19/10 vs. Houston (0-5 L)
Mike O'Neill (34)	2/18/00 at Michigan (0-1 L)	Jake Allen (30)	1/1/11 vs. Peoria (0-2 L)
Marty Turco (34)	2/25/00 vs. Michigan (0-2 L)	Alec Richards (22)	1/8/11 at Rockford (0-6 L)
Jean-Marc Pelletier (26)	3/17/00 at Cincinnati (0-2 L)	Leland Irving (22)	4/2/11 at Abbotsford (0-1 L)
Ian Gordon (38)	5/4/00 vs. Cleveland (0-2 L)*	Leland Irving (27)	4/8/11 vs. Abbotsford (0-6 L)
Andrei Trefilov (32)	5/28/00 at Chicago (0-4 L)*	Cedrick Desjardins (37)	12/17/11 at Lake Erie (0-3 L)
Johan Hedberg (33)	1/17/01 vs. Manitoba (1-0 SOW)	Nathan Lawson (25)	3/4/12 at Hamilton (0-1 L)
Jean-Marc Pelletier (30)	2/6/01 at Cincinnati (0-3 L)	Ben Scrivens (31)	3/16/12 vs. Toronto (0-2 L)
Norm Maracle (16)	5/12/01 at Orlando (0-2 L)*	Jake Allen (33)	12/14/12 vs. Peoria (0-3 L)
Wade Flaherty (32)	10/5/01 vs. Utah (0-3 L)	Jussi Rynnäs (31)	12/16/12 at Toronto (0-5 L)
Jan Lasak (32)	11/16/01 vs. Milwaukee (0-1 L)	Justin Peters (28)	1/16/13 at Charlotte (0-1 L)
Ilja Bryzgalov (31)	12/28/01 at Cincinnati (0-3 L)	Darcy Kuemper (28)	1/25/13 vs. Houston (0-1 L)
Martin Brochu (37)	1/16/02 vs. Manitoba (0-4 L)	Calvin Pickard (29)	4/20/13 at Lake Erie (0-1 L)
Jamie McLennan (26)	2/20/02 vs. Houston (0-2 L)	Darcy Kuemper (36)	4/26/13 at Houston (0-3 L)*
Tom Askey (21)	3/1/02 vs. Rochester (0-1 L)	John Muse (30)	10/25/13 vs. Charlotte (0-5 L)
Jamie McLennan (27)	3/6/02 at Houston (0-0 T)	Sami Aittokallio (19)	2/5/14 vs. Lake Erie (0-4 L)
Alfie Michaud (31)	3/15/02 at Manitoba (0-5 L)	Jacob Markstrom (28)	2/15/14 vs. San Antonio (0-3 L)
Tom Askey (26)	3/27/02 at Rochester (0-3 L)	Scott Darling (29)	2/23/14 vs. Milwaukee (1-0 SOW)
Tom Askey (36)	3/30/02 vs. Rochester (0-3 L)	John Muse (30)	4/10/14 at Charlotte (0-3 L)
Eric Fichaud (20)	12/13/02 vs. Hamilton (0-4 L)	Cristopher Nilstorp (30)	5/10/14 at Texas (0-4 L)*
Seamus Kotyk (37)	2/9/03 at Cleveland (0-1 L)	Calvin Pickard (37)	10/10/14 vs. Lake Erie (0-4 L)
Norm Maracle (20)	3/16/03 at Chicago (0-1 L)	Magnus Hellberg (22)	11/7/14 at Milwaukee (0-4 L)
Dimitri Patzold (19)	10/17/03 at Cleveland (0-2 L)	Magnus Hellberg (26)	1/31/15 vs. Milwaukee (0-4 L)
Travis Scott (22)	11/15/03 vs. San Antonio (0-2 L)	Sam Brittain (22)	4/10/15 at San Antonio (0-2 L)
Tyler Moss (27)	12/19/03 at Manitoba (0-3 L)	Jacob Markstrom (21)	6/2/15 at Utica (0-2 L)*
Jason Bacashihua (37)	12/31/03 vs. Utah (0-1 L)	Laurent Brossoit (31)	10/9/15 at Bakersfield (0-1 L)
Brian Finley (32)	1/3/04 at Milwaukee (0-7 L)	Calvin Pickard (35)	10/17/15 vs. San Antonio (0-4 L)
Mike Smith (24)	1/30/04 at Utah (0-1 L)	Marek Mazanec (30)	12/29/15 at Milwaukee (0-3 L)
Tyler Moss (23)	3/17/04 vs. Toronto (0-6 L)	Nathan Lieuwen (42)	1/23/16 vs. Rochester (0-2 L)
Dan Ellis (18)	3/26/04 at Utah (0-4 L)	Garret Sparks (39)	1/27/16 vs. Toronto (0-4 L)
Frederic Cassivi (29)	4/2/04 vs. Chicago (0-3 L)	Spencer Martin (31)	3/20/16 at San Antonio (0-2 L)
Kari Lehtonen (37)	4/18/04 vs. Chicago (0-1 L)*	Leland Irving (37)	4/11/16 at Iowa (0-3 L)
Josh Harding (40)	11/6/04 vs. Houston (0-1 L)	Mac Carruth (31)	4/15/16 at Rockford (0-4 L)
Nolan Schaefer (28)	12/18/04 vs. Cleveland (0-2 L)	Michael Leighton (30)	10/29/16 at Charlotte (0-3 L)
Yann Danis (29)	12/31/04 vs. Hamilton (0-5 L)	Anton Forsberg (28)	12/30/16 at Cleveland (0-4 L)
Nolan Schaefer (33)	1/8/05 at Cleveland (0-2 L)	Troy Grosenick (22)	3/11/17 at San Jose (0-1 SOL)
Tyler Moss (32)	1/26/05 at Edmonton (0-3 L)	Brad Thiesen (31)	4/8/17 vs. Cleveland (0-4 L)
Alex Auld (18)	1/31/05 at Manitoba (0-2 L)	David Rittich (36)	10/14/17 at Stockton (0-4 L)
Frederic Cassivi (39)	2/19/05 at Cincinnati (0-3 L)	Kasimir Kaskisuo (33)	11/3/17 vs. Chicago (0-2 L)
Brian Finley (38)	3/6/05 at Milwaukee (0-1 L)	Kasimir Kaskisuo (32)	1/6/18 at Chicago (0-2 L)
Tyler Moss (36)	3/18/05 vs. Edmonton (0-2 L)	Adin Hill (26)	4/6/18 at Tucson (0-3 L)
Jean-Sebastien Aubin (20)	12/14/05 at Toronto (0-5 L)	Ville Husso (28)	10/6/18 at San Antonio (0-4 L)
Pekka Rinne (36)	5/18/06 vs. Milwaukee (0-4 L)*	Josef Korenar (29)	1/25/19 at San Jose (0-4 L)
Justin Pogge (49)	10/27/06 vs. Toronto (0-4 L)	Jared Coreau (29)	2/1/19 at San Antonio (0-2 L)
Curtis McElhinney (39)	1/12/07 vs. Omaha (0-4 L)	Troy Grosenick (4/)	
Dov Grumet-Morris (36)	2/24/07 vs. Hamilton (1-0 SOW)	Tom McCollum (20)	4/13/19 at Milwaukee (0-5 L)
Drew MacIntyre (23)	4/19/07 at Manitoba (0-1 L)*		



GRIFFINS ALL-TIME LEADERS - REGULAR SEASON

GRIFFINS ALL-TIME TOP TEN

Games Played			Goals			Assists		
1.	Travis Richards	655	1.	Michel Picard	158	1.	Michel Picard	222
2.	Brian Lashoff	453	2.	Francis Pare	102	2.	Travis Richards	182
3.	Mitch Callahan	365	3.	Mitch Callahan	94	3.	Francis Pare	135
4.	Michel Picard	364	4.	Tomas Tatar	87	4.	Kip Miller	133
5.	Francis Pare	363	5.	Jamie Tardif	78	5.	Derek King	130
6.	Nathan Paetsch	359	6.	Eric Tangradi	76	6.	Nathan Paetsch	121
7.	Louis-Marc Aubry	342	7.	Landon Ferraro	75	7.	Jiri Hudler	114
8.	Colin Campbell	319		Kip Miller	75	8.	Tomas Tatar	109
9.	Jamie Tardif	316	9.	Derek King	73	9.	Cory Emmerton	107
10.	Derek Meech	304	10.	Darryl Bootland	72	10.	Mitch Callahan	92

GRIFFINS SINGLE-SEASON TOP TEN

Games Played				Goals				Assists			
1.	Todd Hlushko	*82	1998-99	1.	Donald MacLean	*56	2005-06	1.	Jiri Hudler	60	2005-06
	Travis Richards	*82	1998-99	2.	Michel Picard	46	1996-97	2.	Jeff Nelson	55	1996-97
	Kevyn Adams	*82	1996-97	3.	Jiri Hudler	36	2005-06		Michel Picard	55	1996-97
	Jeff Nelson	*82	1996-97	4.	Teemu Pulkkinen	*34	2014-15	4.	Glen Metropolit	53	1998-99
	Michel Picard	*82	1996-97		Mark Mowers	34	2002-03	5.	Michel Picard	52	2002-03
6.	Danton Cole	81	1997-98		Jeff Nelson	34	1996-97	6.	Derek King	51	2000-01
	Ed Patterson	81	1997-98	7.	Slava Butsayev	33	2000-01	7.	Valtteri Filppula	50	2005-06
	Travis Richards	81	1997-98		Michel Picard	33	1999-00	8.	Adam Almqvist	49	2013-14
	Todd Nelson	81	1996-97	9.	Jeremy Williams	32	2009-10		Darren Haydar	49	2008-09
10.	14 players tied	80			Tomas Kopecky	32	2005-06	10.	Eric Manlow	48	2005-06
					Michel Picard	32	2002-03		Stacy Roest	48	2002-03
					Derek King	32	2000-01				

GRIFFINS YEAR-BY-YEAR LEADERS

Games Played			Goals			Assists		
2018-19	Elson/Shine/Turgeon	72	Chris Terry	29		Carter Camper	33	
2017-18	Elkins/McIlrath	76	Eric Tangradi	31		Ben Street	44	
2016-17	Kyle Crisculo	76	Martin Frk	27		Matt Lorito	34	
2015-16	Four players tied	75	Eric Tangradi	28		Andy Miele	44	
2014-15	Hoggan/Porter	*76	Teemu Pulkkinen	*34		Andy Miele	44	
2013-14	Adam Almqvist	73	Teemu Pulkkinen	31		Adam Almqvist	49	
2012-13	Billins/Evans/Hoggan	*76	Landon Ferraro	24		Gustav Nyquist	37	
2011-12	J. Johnson/Lashoff/Tatar	*76	Tomas Tatar	24		Conner/J. Johnson	37	
2010-11	Francis Pare	80	Jamie Tardif	27		Ilari Filppula	44	
2009-10	Logan Pyett	*80	Jeremy Williams	32		Janik/Jeremy Williams	31	
2008-09	Darren Haydar	79	Darren Haydar	31		Darren Haydar	49	
2007-08	Corazzini/Tardif	80	Carl Corazzini	24		Carl Corazzini	36	
2006-07	Dan Smith	*80	Matt Ellis	26		Kip Miller	47	
2005-06	Helmer/Manlow	*80	Donald MacLean	*56		Jiri Hudler	60	
2004-05	Helmer/Lebda	80	Eric Manlow	21		Niklas Kronwall	40	
2003-04	Boisvert/Van Drunen	*80	Kevin Miller	27		Michel Picard	37	
2002-03	Campbell/Van Drunen	*80	Mark Mowers	34		Michel Picard	52	
2001-02	David Hymovitz	*80	Petr Schastlivy	22		Kip Miller	35	
2000-01	Chris Neil	78	Slava Butsayev	33		Derek King	51	
1999-00	Ed Patterson	74	Michel Picard	33		Butsayev/Picard	35	
1998-99	Hlushko/Richards	*82	Glen Metropolit	28		Glen Metropolit	53	
1997-98	Cole/Patterson/Richards	81	Michel Picard	28		Michel Picard	41	
1996-97	K. Adams/J. Nelson/Picard	*82	Michel Picard	46		J. Nelson/Picard	55	

GRIFFINS ALL-TIME LEADERS - REGULAR SEASON

GRIFFINS ALL-TIME TOP TEN

Points			Plus/Minus			Penalty Minutes		
1.	Michel Picard	380	1.	Travis Richards	+131	1.	Darryl Bootland	1164
2.	Travis Richards	238	2.	Nathan Paetsch	+84	2.	Bruce Ramsay	781
3.	Francis Pare	237	3.	Derek King	+71	3.	Matt Ruchty	682
4.	Kip Miller	208	4.	Dave Van Drunen	+70	4.	Chris Neil	655
5.	Derek King	203	5.	Robbie Russo	+61	5.	Greg Amadio	574
6.	Tomas Tatar	196	6.	Slava Butsayev	+59	6.	Travis Richards	502
7.	Mitch Callahan	186		Michel Picard	+59	7.	Ryan Barnes	493
8.	Jiri Hudler	179	8.	Todd Nelson	+53	8.	Ed Patterson	457
9.	Eric Tangradi	164	9.	Nick Jensen	+51	9.	Mitch Callahan	422
10.	Cory Emmerton	157	10.	Joel Kwiatkowski	+48	10.	Darcy Simon	383

GRIFFINS SINGLE-SEASON TOP TEN

Points				Plus/Minus				Penalty Minutes			
1.	Michel Picard	101	1996-97	1.	Ivan Ciernik	*+41	2000-01	1.	Darryl Bootland	390	2005-06
2.	Jiri Hudler	96	2005-06	2.	Robbie Russo	*+40	2015-16	2.	Matt Ruchty	364	1996-97
3.	Jeff Nelson	89	1996-97	3.	Slava Butsayev	+38	2000-01	3.	Chris Neil	354	2000-01
4.	Donald MacLean	88	2005-06		Derek King	+38	2000-01	4.	Wade Brookbank	337	2001-02
5.	Michel Picard	84	2002-03		Travis Richards	+38	2000-01	5.	Darryl Bootland	336	2004-05
6.	Derek King	*83	2000-01	6.	Todd Nelson	*+36	1999-00	6.	Darcy Simon	327	1996-97
7.	Mark Mowers	81	2002-03	7.	Travis Richards	+31	2002-03	7.	Peter Vandermeer	310	2004-05
	Glen Metropolit	81	1998-99		Dave Van Drunen	+31	2002-03		Bruce Ramsay	310	1997-98
9.	Darren Haydar	80	2008-09	9.	Nick Jensen	*+30	2014-15	9.	Bruce Ramsay	306	1996-97
10.	Eric Manlow	73	2005-06		Tomas Nosek	*+30	2014-15	10.	Chris Neil	301	1999-00

GRIFFINS YEAR-BY-YEAR LEADERS

Points			Plus/Minus			Penalty Minutes		
2018-19	Chris Terry	61		Vili Saarijarvi	+19		Dylan McIlrath	98
2017-18	Ben Street	65		Filip Hronek	+24		Dylan McIlrath	119
2016-17	Matt Lorito	56		Eric Tangradi	+16		Dan Renouf	95
2015-16	Andy Miele	62		Robbie Russo	*+40		Tyler Bertuzzi	133
2014-15	Andy Miele	70		Jensen/Nosek	*+30		Chris Bruton	124
2013-14	Teemu Pulkkinen	59		Mitch Callahan	+23		Brennan Evans	111
2012-13	Gustav Nyquist	60		Jan Mursak	+15		Triston Grant	196
2011-12	J. Johnson/Nyquist/Tatar	58		Doug Janik	+19		Garnet Exelby	177
2010-11	Ilari Filppula	64		Meech/Mursak	+17		Greg Amadio	230
2009-10	Jeremy Williams	63		Francis Pare	+19		Paul Crosty	170
2008-09	Darren Haydar	80		Francis Pare	+23		Aaron Downey	126
2007-08	Carl Corazzini	60		Galvin/Ritola	+10		Kyle Quincey	149
2006-07	Kip Miller	72		Dan Smith	+13		Darryl Bootland	222
2005-06	Jiri Hudler	96		Nate DiCasmirro	+27		Darryl Bootland	390
2004-05	Niklas Kronwall	53		Bryan Helmer	+11		Darryl Bootland	336
2003-04	Michel Picard	54		Danny Groulx	+20		Barnes/Bootland	175
2002-03	Michel Picard	84		Richards/Van Drunen	+31		Ryan Barnes	151
2001-02	Kip Miller	56		John Gruden	+24		Wade Brookbank	337
2000-01	Derek King	*83		Ivan Ciernik	*+41		Chris Neil	354
1999-00	Michel Picard	68		Todd Nelson	*+36		Chris Neil	301
1998-99	Glen Metropolit	81		Robert Petrovicky	+15		Jared Bednar	220
1997-98	Michel Picard	69		Glen Metropolit	+19		Bruce Ramsay	310
1996-97	Michel Picard	101		Don McSween	+17		Matt Ruchty	364

* Led League



GRIFFINS ALL-TIME LEADERS - REGULAR SEASON

GRIFFINS ALL-TIME TOP TEN

Power Play Goals

1.	Michel Picard	40
2.	Kip Miller	26
3.	Martin Frk	25
	Derek King	25
	Eric Manlow	25
6.	Mitch Callahan	24
	Travis Richards	24
8.	Donald MacLean	23
9.	Jamie Tardif	22
10.	Eric Tangradi	21

Shorthanded Goals

1.	Matt Ellis	12
2.	Landon Ferraro	7
	Eric Himelfarb	7
	Tomas Nosek	7
5.	Kory Karlander	6
	Michel Picard	6
7.	Slava Butsayev	5
	Colin Campbell	5
	Darren Helm	5
	Kip Miller	5
	Ryan Oulahan	5
	Ed Patterson	5
	Jamie Tardif	5

Game-Winning Goals

1.	Michel Picard	26
2.	Darryl Bootland	18
3.	Tomas Tatar	15
4.	Eric Tangradi	14
5.	Jiri Hudler	13
	Kevin Miller	13
7.	Mitch Callahan	12
	Landon Ferraro	12
	Mark Mowers	12
	Francis Pare	12
	Petr Schastlivy	12

GRIFFINS SINGLE-SEASON TOP TEN

Power Play Goals

1.	Donald MacLean	21	2005-06
2.	Darren Haydar	16	2008-09
3.	Eric Manlow	15	2005-06
	Kent McDonnell	15	2005-06
5.	Jeremy Williams	14	2009-10
6.	Jeff Nelson	13	1996-97
7.	Matthew Ford	12	2017-18
	Martin Frk	12	2016-17
	Carl Corazzini	12	2007-08
	Glen Metropolit	12	1998-99
	Michel Picard	12	1996-97

Shorthanded Goals

1.	Matt Ellis	*5	2006-07
	Eric Himelfarb	*5	2006-07
3.	Matt Ellis	4	2004-05
	Kory Karlander	*4	1998-99
5.	17 players tied	3	

Game-Winning Goals

1.	Michel Picard	*12	1996-97
2.	Kevin Miller	10	2003-04
3.	Donald MacLean	*9	2005-06
	Mark Mowers	9	2002-03
5.	Jiri Hudler	7	2005-06
6.	Ben Street	6	2016-17
	Teemu Pulkkinen	6	2014-15
	Darryl Bootland	6	2006-07
	Darryl Bootland	6	2004-05
	Nathan Robinson	6	2003-04
	Michel Picard	6	2002-03
	Ivan Ciernik	6	2000-01
	Petr Schastlivy	6	1999-00
	Glen Metropolit	6	1998-99

GRIFFINS YEAR-BY-YEAR LEADERS

Power Play Goals

2018-19	Matt Puempel	8
2017-18	Matthew Ford	12
2016-17	Martin Frk	12
2015-16	Martin Frk	11
2014-15	Teemu Pulkkinen	10
2013-14	Teemu Pulkkinen	9
2012-13	Gustav Nyquist	9
2011-12	J. Johnson/Nyquist	7
2010-11	Jamie Tardif	10
2009-10	Jeremy Williams	14
2008-09	Darren Haydar	16
2007-08	Carl Corazzini	12
2006-07	Ellis/Kip Miller	10
2005-06	Donald MacLean	21
2004-05	Eric Manlow	10
2003-04	Kevin Miller/N. Robinson	11
2002-03	Michel Picard	11
2001-02	Josh Langfeld	8
2000-01	Derek King	10
1999-00	King/Kevin Miller	7
1998-99	Glen Metropolit	12
1997-98	Mark Greig	9
1996-97	Jeff Nelson	13

Shorthanded Goals

Turner Elson	3
Corey Elkins	2
Nosek/Street	2
Campbell/Miele/Nosek	2
Ferraro/Nosek	3
Cory Emmerton	3
Landon Ferraro	3
Conner/B. Smith	2
Jamie Tardif	3
Logan Pyett	2
Darren Helm	3
Cullen/Helm	2
Ellis/Himelfarb	*5
Ellis/Wilson	3
Matt Ellis	4
Boisvert/Kevin Miller	2
Stacy Roest	3
Kip Miller	3
Butsayev/King	3
Butsayev/Picard	2
Kory Karlander	*4
Greig/Patterson	2
Kevyn Adams	3

Game-Winning Goals

Chris Terry	5
Lorito/Tangradi	5
Ben Street	6
Eric Tangradi	5
Teemu Pulkkinen	6
Mitch Callahan	5
Andersson/Tatar	5
Ferraro/B. Smith	4
Tomas Tatar	5
Patrick Rissmiller	4
Darren Haydar	5
Carl Corazzini	5
Darryl Bootland	6
Donald MacLean	*9
Darryl Bootland	6
Kevin Miller	10
Mark Mowers	9
Kip Miller/Schastlivy	5
Ivan Ciernik	6
Petr Schastlivy	6
Glen Metropolit	6
Sean Tallaire	5
Michel Picard	*12

* Led League



GRIFFINS ALL-TIME LEADERS - REGULAR SEASON

GRIFFINS ALL-TIME TOP TEN

First Goals		Overtime Goals		Unassisted Goals	
1. Michel Picard	39	1. Jiri Hudler	4	1. Robert Petrovicky	10
2. Francis Pare	17	Andy Miele	4	Michel Picard	10
3. Darryl Bootland	14	3. Landon Ferraro	3	3. Landon Ferraro	8
Matt Ellis	14	Filip Hronek	3	Jeff Hoggan	8
Martin Frk	14	Kevin Miller	3	5. Louis-Marc Aubry	7
6. Mark Mowers	13	Eric Tangradi	3	Darren Helm	7
Jamie Tardif	13	7. Mitch Callahan	2	Kip Miller	7
Tomas Tatar	13	Carter Camper	2	Eric Tangradi	7
9. Cory Emmerton	12	Rob Collins	2	9. Matt Ellis	6
Derek King	12	Bryan Helmer	2	Anthony Mantha	6
Jeff Nelson	12	Doug Janik	2	Jan Mursak	6
Travis Richards	12	Brian Lashoff	2	Ryan Oulahan	6
		Matt Lorito	2	Jamie Tardif	6
		Donald MacLean	2		
		Kip Miller	2		
		Ryan Sproul	2		

GRIFFINS SINGLE-SEASON TOP TEN

First Goals		Overtime Goals		Unassisted Goals	
1. Mark Mowers	11 2002-03	1. Andy Miele	3 2014-15	1. Eric Tangradi	5 2017-18
2. Darren Haydar	9 2008-09	Kevin Miller	3 2003-04	Donald MacLean	5 2005-06
Michel Picard	9 1997-98	3. Bryan Helmer	2 2005-06	Robert Petrovicky	5 1999-00
Jeff Nelson	9 1996-97	Jiri Hudler	2 2005-06	Robert Petrovicky	5 1998-99
5. Michel Picard	8 2002-03	Donald MacLean	2 2005-06	5. Louis-Marc Aubry	4 2015-16
Michel Picard	8 1999-00	Rob Collins	2 2002-03	Landon Ferraro	4 2014-15
Michel Picard	8 1996-97	7. 60 players tied	1	Darren Helm	4 2008-09
8. Matt Puempel	7 2017-18			Chris Bala	4 2001-02
Ben Street	7 2016-17			Kip Miller	4 2001-02
Cory Emmerton	7 2013-14			Michel Picard	4 1997-98
Francis Pare	7 2010-11				
Jeremy Williams	7 2009-10				
Matt Ellis	7 2006-07				

GRIFFINS YEAR-BY-YEAR LEADERS

First Goals		Overtime Goals		Unassisted Goals	
2018-19	Elson/Puempel/Terry 4	Camper/Hronek	2	Hronek/Terry/Zadina	2
2017-18	Matt Puempel 7	Four players tied	1	Eric Tangradi	5
2016-17	Ben Street 7	Seven players tied	1	Nosek/Street	2
2015-16	Frk/Mantha/Tangradi 5	Eight players tied	1	Louis-Marc Aubry	4
2014-15	Kevin Porter 6	Andy Miele	3	Landon Ferraro	4
2013-14	Cory Emmerton 7	Callahan/Emmerton	1	Callahan/Hoggan/Nestril	2
2012-13	Ferraro/Nyquist 5	Five players tied	1	Billins/Ferraro/Hoggan	3
2011-12	J. Johnson/Tatar 5	Four players tied	1	Conner/Nyquist/Lashoff	2
2010-11	Francis Pare 7	Jordan Owens	1	I. Filppula/Mursak	3
2009-10	Jeremy Williams 7	Doug Janik	1	Cory Emmerton	3
2008-09	Darren Haydar 9	Abdelkader/Jozsa	1	Darren Helm	4
2007-08	Corazzini/Hartigan 6	Corazzini/McGrath	1	Darren Helm	3
2006-07	Matt Ellis 7	Kip Miller	1	Ryan Oulahan	3
2005-06	Bootland/MacLean 6	Helmer/Hudler/MacLean	2	Donald MacLean	5
2004-05	Matt Ellis 4	Six players tied	1	Himelfarb/Sloan	2
2003-04	Groulx/King/Picard 5	Kevin Miller	3	Boisvert/Ellis	2
2002-03	Mark Mowers 11	Rob Collins	2	Boisvert/Koepczyk	2
2001-02	Josh Langfeld 6	Langfeld/Schastliiv	1	Bala/Kip Miller	4
2000-01	Butsayev/Kip Miller/Roberts 5	Kwiatkowski/White	1	Five players tied	2
1999-00	Michel Picard 8	n/a		Robert Petrovicky	5
1998-99	Glen Metropolit 5	n/a		Robert Petrovicky	5
1997-98	Michel Picard 9	n/a		Michel Picard	4
1996-97	Jeff Nelson 9	n/a		K. Adams/Demitra/Picard	3



GRIFFINS ALL-TIME LEADERS - REGULAR SEASON

GRIFFINS ALL-TIME TOP TEN

Shootout Goals			Shootout Attempts			Shootout Percentage (Min. 4 SOA)		
1.	Travis Richards	15	1.	Travis Richards	42	1.	Chad Billins	1.000
2.	Evan McGrath	12	2.	Michel Picard	38		Dave Roberts	1.000
3.	Tomas Kopecky	11	3.	Evan McGrath	26		Todd Robinson	1.000
4.	Glen Metropolit	9		Glen Metropolit	26	4.	John Emmons	0.857
	Gustav Nyquist	9	5.	Danton Cole	22	5.	Joe Frederick	0.833
	Michel Picard	9		Tomas Kopecky	22	6.	Andy Miele	0.667
7.	Kip Miller	8		Francis Pare	22	7.	Josh Langfeld	0.600
	Jeff Nelson	8	8.	Cory Emmerton	21	8.	Valtteri Filppula	0.583
9.	Slava Butsayev	7		Jiri Hudler	21	9.	Pavol Demitra	0.571
	Valtteri Filppula	7		Tomas Tatar	21		Kip Miller	0.571
	Jiri Hudler	7						

GRIFFINS SINGLE-SEASON TOP TEN

Shootout Goals			Shootout Attempts			Shootout Percentage (Min. 3 SOA)					
1.	Kip Miller	8	2006-07	1.	Travis Richards	16	1997-98	1.	Chad Billins	1.000	2012-12
	Jeff Nelson	8	1996-97		Jeff Nelson	16	1996-97		Todd Robinson	1.000	2004-05
3.	Valtteri Filppula	7	2005-06	3.	Glen Metropolit	15	1998-99		Dave Roberts	1.000	2000-01
4.	Tomas Kopecky	6	2005-06	4.	Jiri Hudler	14	2005-06	4.	John Emmons	0.833	1999-00
	Slava Butsayev	6	1999-00		Tomas Kopecky	14	2005-06		Joe Frederick	0.833	1998-99
	Glen Metropolit	6	1998-99		Slava Butsayev	14	1999-00	6.	Andy Miele	0.750	2014-15
	Travis Richards	6	1996-97	7.	Derek King	13	1999-00	7.	Luke Esposito	0.667	2017-18
8.	Eight players tied	5			Michel Picard	13	1999-00		Louis-Marc Aubry	0.667	2011-12
					Andrei Vasilyev	13	1998-99		Kip Miller	0.667	2006-07
					Mark Greig	13	1997-98		Tony Voce	0.667	2006-07
					Michel Picard	13	1996-97				
					Travis Richards	13	1996-97				

GRIFFINS YEAR-BY-YEAR LEADERS

Shootout Goals			Shootout Attempts			Shootout Percentage (Min. 3 SOA)		
2018-19	Puempel/Terry	3		Chris Terry	8		Matt Puempel	0.500
2017-18	Axel Holmstrom	3		Holmstrom/Hronek	6		Luke Esposito	0.667
2016-17	Evgeny Svechnikov	3		Lorito/Svechnikov	7		Evgeny Svechnikov	0.429
2015-16	Andy Miele	1		Frk/Miele	2		n/a	
2014-15	Andy Miele	*3		Andy Miele	4		Andy Miele	0.750
2013-14	Adam Almquist	3		Adam Almquist	8		Brennan Evans	0.500
2012-13	Chad Billins	5		Nyquist/Tatar	7		Chad Billins	1.000
2011-12	Gustav Nyquist	4		Gustav Nyquist	7		Louis-Marc Aubry	0.667
2010-11	Ilari Filppula	5		Ilari Filppula	11		Ilari Filppula	0.455
2009-10	Jeremy Williams	4		Jeremy Williams	8		Jeremy Williams	0.500
2008-09	Ville Leino	4		Ville Leino	10		Ville Leino	0.400
2007-08	Carl Corazzini	4		Carl Corazzini	11		Evan McGrath	0.500
2006-07	Kip Miller	8		Kip Miller	12		Kip Miller/Voce	0.667
2005-06	Valtteri Filppula	7		Hudler/Kopecky	14		Valtteri Filppula	0.583
2004-05	Tomas Kopecky	5		Eric Himelfarb	9		Todd Robinson	1.000
2003-04	n/a			n/a			n/a	
2002-03	n/a			n/a			n/a	
2001-02	n/a			n/a			n/a	
2000-01	Dave Roberts	4		Derek King	5		Dave Roberts	1.000
1999-00	Slava Butsayev	6		Slava Butsayev	14		John Emmons	0.833
1998-99	Glen Metropolit	6		Glen Metropolit	15		Joe Frederick	0.833
1997-98	Travis Richards	5		Travis Richards	16		Michel Picard	0.364
1996-97	Jeff Nelson	8		Jeff Nelson	16		Pavol Demitra	0.571

* Led League

GRIFFINS ALL-TIME LEADERS - REGULAR SEASON

GRIFFINS ALL-TIME TOP TEN

Shots		Shooting Percentage (Min. 135 Shots)	
1. Michel Picard	1057	1. Donald MacLean	0.188
2. Travis Richards	995	2. Kip Miller	0.176
3. Francis Pare	853	3. Mark Mowers	0.175
4. Jamie Tardif	832	4. Teemu Pulkkinen	0.165
5. Matt Ellis	828	5. Chris Neil	0.164
6. Mitch Callahan	797	6. Robert Petrovicky	0.163
7. Tomas Tatar	690	7. Valtteri Filppula	0.159
8. Landon Ferraro	675	8. Darren Haydar	0.157
9. Derek King	657	9. Jeremy Williams	0.152
10. Nathan Paetsch	587	10. Andy Miele	0.150

GRIFFINS SINGLE-SEASON TOP TEN

Shots			Shooting Percentage (Min. 100 Shots)		
1. Carl Corazzini	*274	2007-08	1. Donald MacLean	0.207	2005-06
2. Donald MacLean	271	2005-06	2. Michel Picard	0.202	1999-00
3. Matt Ellis	256	2006-07	3. Joe Frederick	0.197	1998-99
4. Glen Metropolit	250	1998-99	4. Michel Picard	0.187	1996-97
5. Jamie Tardif	246	2007-08	5. Teemu Pulkkinen	0.180	2014-15
Michel Picard	246	1996-97	Darryl Bootland	0.180	2005-06
7. Mark Greig	244	1997-98	7. Andy Miele	0.179	2014-15
8. Tomas Kopecky	243	2005-06	8. Hugo Boisvert	0.175	2002-03
9. Jiri Hudler	242	2005-06	9. Jan Mursak	0.173	2009-10
Kent McDonell	242	2005-06	10. Francis Pare	0.171	2008-09
			Petr Schastlivy	0.171	2001-02

GRIFFINS YEAR-BY-YEAR LEADERS

Shots			Shooting Percentage (Min. 100 Shots)	
2018-19	Matt Puempel	225	Chris Terry	0.142
2017-18	Eric Tangradi	237	Matthew Ford	0.148
2016-17	Martin Frk	*232	Matt Lorito	0.158
2015-16	Martin Frk	193	Eric Tangradi	0.146
2014-15	Landon Ferraro	235	Teemu Pulkkinen	0.180
2013-14	Teemu Pulkkinen	201	Teemu Pulkkinen	0.154
2012-13	Tomas Tatar	205	Landon Ferraro	0.154
2011-12	Tomas Tatar	224	Jamie Johnson	0.167
2010-11	Jamie Tardif	230	Ilari Filppula	0.150
2009-10	Jeremy Williams	210	Jan Mursak	0.173
2008-09	Darren Haydar	197	Francis Pare	0.171
2007-08	Carl Corazzini	*274	Mark Hartigan	0.144
2006-07	Matt Ellis	256	Kip Miller	0.168
2005-06	Donald MacLean	271	Donald MacLean	0.207
2004-05	Matt Ellis	231	Eric Manlow	0.132
2003-04	Michel Picard	185	Kevin Miller	0.166
2002-03	Michel Picard	231	Hugo Boisvert	0.175
2001-02	David Hymovitz	215	Petr Schastlivy	0.171
2000-01	Slava Butsayev	238	Ivan Ciernik	0.159
1999-00	Slava Butsayev	207	Michel Picard	0.202
1998-99	Glen Metropolit	250	Joe Frederick	0.197
1997-98	Mark Greig	244	Michel Picard	0.136
1996-97	Michel Picard	246	Michel Picard	0.187



GRIFFINS ALL-TIME LEADERS - REGULAR SEASON

GRIFFINS ALL-TIME TOP TEN

Goalie Games Played			Minutes		Goals Against Average (Min. 20 GP)			
1.	Tom McCollum	263	1.	Tom McCollum	14900:25	1.	Martin Prusek	1.83
2.	Joey MacDonald	210	2.	Joey MacDonald	11784:31	2.	Marc Lamothe	2.10
3.	Jimmy Howard	190	3.	Jimmy Howard	10886:40	3.	Simon Lajeunesse	2.11
4.	Jared Coreau	148	4.	Jared Coreau	8614:11	4.	Jani Hurme	2.18
5.	Marc Lamothe	103	5.	Marc Lamothe	5972:42	5.	Petr Mrazek	2.21
6.	Ian Gordon	95	6.	Petr Mrazek	5083:55	6.	Mike Fountain	2.24
7.	Daniel Larsson	93	7.	Daniel Larsson	4992:07	7.	Eddie Pasquale	2.43
8.	Mike Fountain	88	8.	Ian Gordon	4979:44	8.	Jared Coreau	2.44
9.	Petr Mrazek	87	9.	Mike Fountain	4855:22		Joey MacDonald	2.44
10.	Jordan Pearce	73	10.	Pokey Reddick	3820:04	10.	Patrik Rybar	2.49

GRIFFINS SINGLE-SEASON TOP TEN

Goalie Games Played			Minutes			Goals Against Average (Min. 15 GP)		
1.	Joey MacDonald	*66 2004-05	1.	Joey MacDonald	*3754:40 2004-05	1.	Martin Prusek	*1.83 2001-02
2.	Pokey Reddick	61 1996-97	2.	Marc Lamothe	*3438:09 2002-03	2.	Joey MacDonald	1.97 2003-04
3.	Marc Lamothe	*60 2002-03	3.	Pokey Reddick	3244:50 1996-97	3.	Marc Lamothe	2.06 2003-04
4.	Jimmy Howard	54 2007-08	4.	Jimmy Howard	3097:11 2007-08	4.	Mike Fountain	2.08 2000-01
5.	Daniel Larsson	53 2009-10	5.	Mike Fountain	*3004:39 2000-01	5.	Petr Mrazek	2.10 2013-14
6.	Mike Fountain	*52 2000-01	6.	Jani Hurme	2948:21 1999-00	6.	Simon Lajeunesse	2.11 2001-02
	Jani Hurme	52 1999-00	7.	Daniel Larsson	2839:47 2009-10	7.	Marc Lamothe	2.13 2002-03
8.	Neil Little	50 1998-99	8.	Jimmy Howard	2776:13 2006-07	8.	Jani Hurme	2.18 1999-00
9.	Jimmy Howard	49 2006-07	9.	Jared Coreau	2741:36 2015-16	9.	Jared Coreau	2.20 2014-15
	Ian Gordon	49 1997-98	10.	Neil Little	2739:56 1998-99		Joey MacDonald	2.20 2002-03

GRIFFINS YEAR-BY-YEAR LEADERS

Goalie Games Played			Minutes		Goals Against Average (Min. 15 GP)	
2018-19	Harri Sateri	40	Harri Sateri	2367:33	Patrik Rybar	2.49
2017-18	Jared Coreau	38	Jared Coreau	2213:48	Jared Coreau	2.52
2016-17	Jared Coreau	33	Jared Coreau	1979:02	Jared Coreau	2.33
2015-16	Jared Coreau	47	Jared Coreau	2741:36	Tom McCollum	2.42
2014-15	Tom McCollum	37	Tom McCollum	2171:02	Jared Coreau	2.20
2013-14	Tom McCollum	46	Tom McCollum	2560:46	Petr Mrazek	2.10
2012-13	Petr Mrazek	42	Petr Mrazek	2497:31	Petr Mrazek	2.33
2011-12	Tom McCollum	28	Tom McCollum	1580:12	Joey MacDonald	2.63
2010-11	Jordan Pearce	44	Jordan Pearce	2452:26	Joey MacDonald	2.78
2009-10	Daniel Larsson	53	Daniel Larsson	2839:47	Daniel Larsson	2.85
2008-09	Jimmy Howard	45	Jimmy Howard	2644:25	Jimmy Howard	2.54
2007-08	Jimmy Howard	54	Jimmy Howard	3097:11	Jimmy Howard	2.83
2006-07	Jimmy Howard	49	Jimmy Howard	2776:13	Jimmy Howard	2.70
2005-06	Jimmy Howard	38	Jimmy Howard	2141:28	Jimmy Howard	2.58
2004-05	Joey MacDonald	*66	Joey MacDonald	*3754:40	Joey MacDonald	2.29
2003-04	Marc Lamothe	43	Marc Lamothe	2534:33	Joey MacDonald	1.97
2002-03	Marc Lamothe	*60	Marc Lamothe	*3438:09	Marc Lamothe	2.13
2001-02	Martin Prusek	33	Martin Prusek	1903:22	Martin Prusek	*1.83
2000-01	Mike Fountain	*52	Mike Fountain	*3004:39	Mike Fountain	2.08
1999-00	Jani Hurme	52	Jani Hurme	2948:21	Jani Hurme	2.18
1998-99	Neil Little	50	Neil Little	2739:56	Neil Little	3.15
1997-98	Ian Gordon	49	Ian Gordon	2573:21	Patrick Lalime	2.61
1996-97	Pokey Reddick	61	Pokey Reddick	3244:50	Pokey Reddick	2.48



GRIFFINS ALL-TIME LEADERS - REGULAR SEASON

GRIFFINS ALL-TIME TOP TEN

Wins		Shutouts		Saves	
1. Tom McCollum	123	1. Joey MacDonald	20	1. Tom McCollum	6640
2. Joey MacDonald	109	2. Jimmy Howard	15	2. Joey MacDonald	5362
3. Jimmy Howard	93	3. Jared Coreau	13	3. Jimmy Howard	4941
4. Jared Coreau	85	4. Marc Lamothe	10	4. Jared Coreau	3930
5. Mike Fountain	55	5. Mike Fountain	9	5. Marc Lamothe	2530
6. Marc Lamothe	54	6. Tom McCollum	8	6. Daniel Larsson	2224
Petr Mrazek	54	7. Petr Mrazek	7	7. Petr Mrazek	2158
8. Daniel Larsson	45	8. Daniel Larsson	6	8. Ian Gordon	2155
9. Ian Gordon	41	Pokey Reddick	6	9. Mike Fountain	2049
10. Pokey Reddick	35	10. Jani Hurme	4	10. Jordan Pearce	1738
		Eddie Pasquale	4		
		Martin Prusek	4		

GRIFFINS SINGLE-SEASON TOP TEN

Wins		Shutouts		Saves	
1. Joey MacDonald	34 2004-05	1. Jared Coreau	6 2015-16	1. Joey MacDonald	1785 2004-05
Mike Fountain	*34 2000-01	Jimmy Howard	6 2006-07	2. Marc Lamothe	1469 2002-03
3. Marc Lamothe	*33 2002-03	Joey MacDonald	6 2003-04	3. Pokey Reddick	1436 1996-97
4. Pokey Reddick	30 1996-97	Marc Lamothe	6 2002-03	4. Jimmy Howard	1421 2007-08
5. Jared Coreau	29 2015-16	Mike Fountain	6 2000-01	5. Jared Coreau	1314 2015-16
Jani Hurme	29 1999-00	Pokey Reddick	6 1996-97	6. Jimmy Howard	1286 2006-07
7. Jimmy Howard	27 2005-06	7. Daniel Larsson	5 2008-09	7. Mike Fountain	1269 2000-01
8. Tom McCollum	24 2013-14	Joey MacDonald	5 2004-05	8. Daniel Larsson	1260 2009-10
9. Petr Mrazek	23 2012-13	9. Eddie Pasquale	4 2016-17	9. Jani Hurme	1240 1999-00
Daniel Larsson	23 2009-10	Jimmy Howard	4 2008-09	10. Neil Little	1218 1998-99
Ian Gordon	23 1997-98	Marc Lamothe	4 2003-04		
		Martin Prusek	4 2001-02		
		Jani Hurme	4 1999-00		

GRIFFINS YEAR-BY-YEAR LEADERS

Wins		Shutouts		Saves	
2018-19	Harri Sateri 22	Patrik Rybar	2	Harri Sateri	996
2017-18	Jared Coreau 21	Jared Coreau	2	Tom McCollum	987
2016-17	Jared Coreau 19	Eddie Pasquale	4	Jared Coreau	849
2015-16	Jared Coreau 29	Jared Coreau	6	Jared Coreau	1314
2014-15	Tom McCollum 19	Coreau/Mrazek	3	Tom McCollum	949
2013-14	Tom McCollum 24	Petr Mrazek	3	Tom McCollum	1158
2012-13	Petr Mrazek 23	Tom McCollum	2	Petr Mrazek	1053
2011-12	MacDonald/McCollum 11	Joey MacDonald	3	Tom McCollum	753
2010-11	Jordan Pearce 20	Three players tied	1	Jordan Pearce	1164
2009-10	Daniel Larsson 23	Daniel Larsson	1	Daniel Larsson	1260
2008-09	Daniel Larsson 22	Daniel Larsson	5	Jimmy Howard	1215
2007-08	Jimmy Howard 21	Jimmy Howard	2	Jimmy Howard	1421
2006-07	Jimmy Howard 21	Jimmy Howard	6	Jimmy Howard	1286
2005-06	Jimmy Howard 27	Howard/MacDonald	2	Jimmy Howard	927
2004-05	Joey MacDonald 34	Joey MacDonald	5	Joey MacDonald	1785
2003-04	Joey MacDonald 22	Joey MacDonald	6	Joey MacDonald	1087
2002-03	Marc Lamothe *33	Marc Lamothe	6	Marc Lamothe	1469
2001-02	Martin Prusek 18	Martin Prusek	4	Martin Prusek	772
2000-01	Mike Fountain *34	Mike Fountain	6	Mike Fountain	1269
1999-00	Jani Hurme 29	Jani Hurme	4	Jani Hurme	1240
1998-99	Neil Little 18	Neil Little	3	Neil Little	1218
1997-98	Ian Gordon 23	Patrick Lalime	2	Ian Gordon	1127
1996-97	Pokey Reddick 30	Pokey Reddick	6	Pokey Reddick	1436



GRIFFINS ALL-TIME LEADERS - REGULAR SEASON

GRIFFINS ALL-TIME TOP TEN

Save Percentage (Min. 20 GP)			Shootout Wins			Shootout Percentage (Min. 10 SOA)		
1.	Martin Prusek	0.930	1.	Jimmy Howard	16	1.	Harri Sateri	1.000
2.	Marc Lamothe	0.924	2.	Ian Gordon	11	2.	Drew MacIntyre	0.846
3.	Jani Hurme	0.921		Joey MacDonald	11	3.	Tyler Moss	0.800
4.	Petr Mrazek	0.920	4.	Tom McCollum	9	4.	Ian Gordon	0.765
5.	Mike Fountain	0.919	5.	Jared Coreau	7	5.	Mathieu Chouinard	0.727
	Eddie Pasquale	0.919		Mike Fountain	7	6.	Jani Hurme	0.724
7.	Jared Coreau	0.918		Petr Mrazek	7	7.	Petr Mrazek	0.722
	Patrick Lalime	0.918	8.	Jani Hurme	6	8.	Joey MacDonald	0.712
	Joey MacDonald	0.918		Pokey Reddick	6	9.	Stefan Liv	0.696
10.	Simon Lajeunesse	0.916	10.	Daniel Larsson	4	10.	Jimmy Howard	0.694
				Jordan Pearce	4			
				Harri Sateri	4			

GRIFFINS SINGLE-SEASON TOP TEN

Save Percentage				Shootout Wins				Shootout Percentage			
(Min. 15 GP)								(Min. 7 SOA)			
1.	Joey MacDonald	0.936	2003-04	1.	Joey MacDonald	6	2004-05	1.	Harri Sateri	1.000	2018-19
2.	Martin Prusek	*0.930	2001-02		Jani Hurme	6	1999-00	2.	Drew MacIntyre	0.875	2005-06
3.	Jared Coreau	0.927	2014-15	3.	Ian Gordon	5	1998-99	3.	Tom McCollum	0.857	2011-12
4.	Joey MacDonald	0.926	2004-05		Ian Gordon	5	1997-98	4.	Tyler Moss	0.800	1996-97
5.	Petr Mrazek	0.924	2013-14		Pokey Reddick	5	1996-97	5.	Ian Gordon	0.795	1998-99
	Marc Lamothe	0.924	2003-04	6.	Harri Sateri	4	2018-19	6.	Joey MacDonald	0.778	2004-05
	Mike Fountain	0.924	2000-01		Petr Mrazek	4	2013-14	7.	Jared Coreau	0.750	2014-15
8.	Tom McCollum	0.923	2015-16		Jordan Pearce	4	2010-11		Petr Mrazek	0.750	2013-14
	Marc Lamothe	0.923	2002-03		Jimmy Howard	4	2008-09		Jimmy Howard	0.750	2005-06
10.	Jared Coreau	0.922	2015-16		Jimmy Howard	4	2007-08	10.	Mathieu Chouinard	0.727	2000-01
	Tom McCollum	0.922	2013-14		Jimmy Howard	4	2006-07				
					Jimmy Howard	4	2005-06				
					Mike Fountain	4	1999-00				

GRIFFINS YEAR-BY-YEAR LEADERS

Save Percentage (Min. 15 GP)			Shootout Wins			Shootout Percentage (Min. 7 SOA)		
2018-19	Patrik Rybar	0.908		Harri Sateri	4		Harri Sateri	1.000
2017-18	Jared Coreau	0.913		Tom McCollum	3		Jared Coreau	0.696
2016-17	Eddie Pasquale	0.919		Jared Coreau	2		Jared Coreau	0.467
2015-16	Tom McCollum	0.923		Jared Coreau	1		n/a	
2014-15	Jared Coreau	0.927		Jared Coreau	2		Jared Coreau	0.750
2013-14	Petr Mrazek	0.924		Petr Mrazek	4		Petr Mrazek	0.750
2012-13	Petr Mrazek	0.916		Petr Mrazek	3		Tom McCollum	0.722
2011-12	Joey MacDonald	0.913		Joey MacDonald	2		Tom McCollum	0.857
2010-11	Jordan Pearce	0.908		Jordan Pearce	4		Jordan Pearce	0.660
2009-10	Daniel Larsson	0.903		Larsson/McCollum	2		Daniel Larsson	0.684
2008-09	Jimmy Howard	0.916		Jimmy Howard	4		Jimmy Howard	0.714
2007-08	Jimmy Howard	0.907		Jimmy Howard	4		Jimmy Howard	0.613
2006-07	Jimmy Howard	0.911		Jimmy Howard	4		Stefan Liv	0.696
2005-06	Jimmy Howard	0.910		Jimmy Howard	4		Drew MacIntyre	0.875
2004-05	Joey MacDonald	0.926		Joey MacDonald	6		Joey MacDonald	0.778
2003-04	Joey MacDonald	0.936		n/a			n/a	
2002-03	Marc Lamothe	0.923		n/a			n/a	
2001-02	Martin Prusek	*0.930		n/a			n/a	
2000-01	Mike Fountain	0.924		Mike Fountain	3		Mathieu Chouinard	0.727
1999-00	Jani Hurme	0.921		Jani Hurme	6		Jani Hurme	0.724
1998-99	Neil Little	0.894		Ian Gordon	5		Ian Gordon	0.795
1997-98	Patrick Lalime	0.918		Ian Gordon	5		Ian Gordon	0.714
1996-97	Pokey Reddick	0.915		Pokey Reddick	5		Tyler Moss	0.800

* Led League



GRIFFINS TEAM RECORDS - PLAYOFFS

ATTENDANCE

Largest Home Attendance, Season
 Smallest Home Attendance, Season
 Largest Home Attendance Average
 Smallest Home Attendance Average
 Largest Home Attendance, Game

83,017, 2017 (10 games)
 8,751, 1998 (1 game)
 10,486, 1997
 3,168, 2007
 10,834, 6/13/17 vs. SYR (G6-CCF); 6/3/17 vs. SYR (G2-CCF); 6/15/13 vs. SYR (G5-CCF); 6/14/13 vs. SYR (G4-CCF); 4/26/97 vs. ORL (G4-ECQ)
 2,019, 5/6/09 vs. MB (G4-NDF)

Smallest Home Attendance, Game

WINS/LOSSES

Most Wins, Season
 Most Overtime Wins, Season
 Fewest Wins, Season
 Most Home Wins, Season
 Most Home Overtime Wins, Season
 Fewest Home Wins, Season
 Most Road Wins, Season
 Most Road Overtime Wins, Season
 Fewest Road Wins, Season
 Most Losses, Season
 Most Overtime Losses, Season
 Fewest Losses, Season
 Most Home Losses, Season
 Most Home Overtime Losses, Season
 Fewest Home Losses, Season
 Most Road Losses, Season
 Most Road Overtime Losses, Season
 Fewest Road Losses, Season
 Highest Winning Percentage, Season
 Highest Home Winning Percentage, Season
 Highest Road Winning Percentage, Season
 Lowest Winning Percentage, Season
 Lowest Home Winning Percentage, Season
 Lowest Road Winning Percentage, Season

15, 2017, 2013
 3, 2017, 2006, 2003
 0, 2004, 1998
 10, 2017
 2, 2017, 2007, 2003
 0, 2004, 1998, 1997
 8, 2013
 2, 2006
 0, 2004, 1998
 9, 2013
 2, 2016, 2001, 2000
 3, 2019, 2018, 2002, 1998, 1997
 6, 2013
 2, 2001
 0, 2017
 5, 2015
 1, 2016, 2000
 1, 2018, 2002, 1997
 0.789, 2017 (15-4)
 1.000, 2017 (10-0)
 0.750, 2000 (6-2)
 0.000, 2004 (0-4), 1998 (0-3)
 0.000, 2004 (0-2), 1998 (0-1), 1997 (0-2)
 0.000, 2004 (0-2), 1998 (0-2)

STREAKS

Longest Winning Streak
 Longest Winning Streak, Season

5, 5/24/17 to 6/3/17; 4/29/15 to 5/8/15;
 4/21/03 to 5/2/03
 5, 5/24/17 to 6/3/17; 4/29/15 to 5/8/15;
 4/21/03 to 5/2/03
 10, 4/21/17 to 6/13/17
 10, 4/21/17 to 6/13/17
 7, 6/1/13 to 4/26/14
 5, 6/1/13 to 6/18/13; 4/30/00 to 5/20/00
 7, 4/23/97 to 4/26/00
 4, 3 times – MR: 5/4/09 to 5/6/09
 4, 4/23/97 to 4/26/00
 2, 11 times – MR: 6/14/13 to 6/15/13
 6, 5/8/14 to 5/13/15
 3, 4/25/15 to 5/13/15; 5/8/14 to 5/18/14

Longest Home Winning Streak
 Longest Home Winning Streak, Season
 Longest Road Winning Streak
 Longest Road Winning Streak, Season
 Longest Losing Streak
 Longest Losing Streak, Season
 Longest Home Losing Streak
 Longest Home Losing Streak, Season
 Longest Road Losing Streak
 Longest Road Losing Streak, Season

GOALS

Most Goals, Season
 Fewest Goals, Season
 Most Goals Against, Season
 Fewest Goals Against, Season
 Most Goals, Game
 Most Goals, Home Game
 Most Goals, Road Game
 Most Goals, Loss

80, 2013 (24 games)
 6, 2004 (4 games)
 61, 2013 (24 games)
 12, 2002 (5 games)
 10, 5/19/00 at CIN (10-1, G3-ECF)
 8, 5/10/01 vs. ORL (8-3, G5-ECF)
 10, 5/19/00 at CIN (10-1, G3-ECF)
 4, 4/25/15 at TOR (4-7, G1-WCF);
 4/20/09 vs. HAM (4-5, G3-NDS); 5/24/06 at MIL (4-5, G4-WCF)
 0, 6/2/15 at UTI (0-2, G6-WCF); 5/10/14 at TEX (0-4, G2-WCS); 4/26/13 at HOU (0-3, G1-WCF); 4/19/07 at MB (0-1, G1-NDS); 5/18/06 vs. MIL (0-4, G1-WCF); 4/18/04 vs. CHI (0-1, G2-WDS); 5/12/01 at ORL (0-2, G6-ECF); 5/28/00 at CHI (0-4, G2-TCF); 5/4/00 vs. CLE (0-2, G5-ECS)
 0, 5/18/06 vs. MIL (0-4, G1-WCF); 4/18/04 vs. CHI (0-1, G2-WDS); 5/4/00 vs. CLE (0-2, G5-ECS)
 0, 6/2/15 at UTI (0-2, G6-WCF); 5/10/14 at TEX (0-4, G2-WCS); 4/26/13 at HOU (0-3, G1-WCF); 4/19/07 at MB (0-1, G1-NDS); 5/12/01 at ORL (0-2, G6-ECF); 5/28/00 at CHI (0-4, G2-TCF)

Fewest Goals, Game

Fewest Goals, Home Game

Fewest Goals, Road Game



Fewest Goals, Win

Most Goals Against, Game
Most Goals Against, Home Game

Most Goals Against, Road Game
Most Goals Against, Win

Fewest Goals Against, Game

Fewest Goals Against, Home Game

Fewest Goals Against, Road Game

Fewest Goals Against, Loss

Most Goals, Period
Most Goals, Home Period
Most Goals, Road Period
Most Goals Against, Period

Most Goals Against, Home Period
Most Goals Against, Road Period

Most Consecutive Goals, Game
Most Consecutive Goals, Home Game
Most Consecutive Goals, Road Game
Most Consecutive Goals Against, Game
Most Consecutive Goals Against, Home Game
Most Consecutive Goals Against, Road Game

POWER PLAY/SHORTHANDED GOALS

Most Power Play Goals For, Season
Most Power Play Goals For, Game

Most Power Play Goals Against, Season
Most Power Play Goals Against, Game
Most Power Play Opportunities, Season
Most Power Play Opportunities, Game
Most Power Play Opportunities Against, Season
Most Power Play Opportunities Against, Game
Most Shorthanded Goals For, Season
Most Shorthanded Goals For, Game
Most Shorthanded Goals Against, Season
Most Shorthanded Goals Against, Game

MARGIN

Largest Margin of Victory, Game
Largest Margin of Victory, Home Game
Largest Margin of Victory, Road Game
Largest Margin of Defeat, Game

Largest Margin of Defeat, Home Game

Largest Margin of Defeat, Road Game

2, 4/23/16 at MIL (2-1, G2-CDS); 5/14/15 at RFD (2-1, G4-WCS); 4/25/14 at ABB (2-1, G1-WCQ); 5/24/13 vs. OKC (2-1, G1-WCF); 4/23/07 vs. MB (2-1 OT, G3-NDS); 4/28/06 at TOR (2-1 2OT, G5-NDS); 5/21/03 vs. HOU (2-1 OT, G6-WCF); 5/2/03 at CHI (2-0, G4-WCS); 5/1/03 at CHI (2-1, G3-WCS); 4/18/03 vs. WIL (2-1, G2-WCQ); 4/23/01 at CLE (2-1, G3-ECS); 4/27/00 vs. CLE (2-0, G2-ECS)
8, 4/23/04 at CHI (2-8, G4-WDS)
6, 4/25/18 vs. MB (3-6, G3-CDS); 4/22/06 vs. TOR (3-6, G2-NDS)
8, 4/23/04 at CHI (2-8, G4-WDS)
5, 6/3/17 vs. SYR (6-5, G2-CCF); 4/21/06 vs. TOR (6-5, G1-NDS)
0, 4/26/18 vs. MB (3-0, G4-CDS); 6/2/13 at OKC (3-0, G5-WCF); 6/1/13 at OKC (4-0, G4-WCF); 5/10/13 at TOR (7-0, G1-WCS); 5/4/13 vs. HOU (7-0, G5-WCQ); 5/2/03 at CHI (2-0, G4-WCS); 4/19/02 at CHI (3-0, G4-WCQ); 4/25/01 at CLE (3-0, G4-ECS); 4/27/00 vs. CLE (2-0, G2-ECS)
0, 4/26/18 vs. MB (3-0, G4-CDS); 5/4/13 vs. HOU (7-0, G5-WCQ); 4/27/00 vs. CLE (2-0, G2-ECS)
0, 6/2/13 at OKC (3-0, G5-WCF); 6/1/13 at OKC (4-0, G4-WCF); 5/10/13 at TOR (7-0, G1-WCS); 5/2/03 at CHI (2-0, G4-WCS); 4/19/02 at CHI (3-0, G4-WCQ); 4/25/01 at CLE (3-0, G4-ECS)
1, 4/19/07 at MB (0-1, G1-NDS); 4/18/04 vs. CHI (0-1, G2-WDS)
8, 5/19/00 at CIN, 3rd period (G3-ECF)
6, 5/10/01 vs. ORL, 2nd period (G5-ECF)
8, 5/19/00 at CIN, 3rd period (G3-ECF)
5, 6/10/17 at SYR, 1st period (G5-CCF); 4/19/03 at WIL, 3rd period (G3-WCQ)
4, 5/18/06 vs. MIL, 3rd period (G1-WCF)
5, 6/10/17 at SYR, 1st period (G5-CCF); 4/19/03 at WIL, 3rd period (G3-WCQ)
9, 5/19/00 at CIN (10-1, G3-ECF)
7, 5/4/13 vs. HOU (G5-WCQ)
9, 5/19/00 at CIN (10-1, G3-ECF)
8, 4/23/04 at CHI (2-8, G4-WDS)
5, 4/15/02 vs. CHI (1-5, G2-WCQ)
8, 4/23/04 at CHI (2-8, G4-WDS)

20, 2013
3, 6/3/17 vs. SYR (G2-CCF); 5/6/06 vs. MB (G2-NDF); 4/13/02 vs. CHI (G1-WCQ); 5/19/00 at CIN (G3-ECF)
19, 2006
4, 5/11/06 at MB (G4-NDF)
104, 2006
11, 5/6/06 vs. MB (G2-NDF)
118, 2006
12, 4/18/98 at CIN (G2-ECQ)
3, 2013
2, 4/21/01 vs. CLE (G2-ECS)
4, 2006, 2001, 2000
2, 4/25/07 vs. MB (G4-NDS); 5/20/06 vs. MIL (G2-WCF); 5/26/00 at CHI (G1-TCF)

9, 5/19/00 at CIN (10-1, G3-ECF)
7, 5/4/13 vs. HOU (7-0, G5-WCQ)
9, 5/19/00 at CIN (10-1, G3-ECF)
6, 5/18/14 at TEX (1-7, G6-WCS); 4/23/04 at CHI (2-8, G4-WDS)
4, 4/30/18 vs. MB (1-5, G5-CDS); 5/18/06 vs. MIL (0-4, G1-WCF); 4/15/02 vs. CHI (1-5, G2-WCQ)
6, 5/18/14 at TEX (1-7, G6-WCS); 4/23/04 at CHI (2-8, G4-WDS)



SHOTS

Most Shots, Game
Most Shots, Home Game
Most Shots, Road Game
Fewest Shots, Game
Fewest Shots, Home Game
Fewest Shots, Road Game
Most Shots Against, Game

Most Shots Against, Home Game
Most Shots Against, Road Game
Fewest Shots Against, Game
Fewest Shots Against, Home Game
Fewest Shots Against, Road Game
Most Shots, Period

Most Shots, Home Period

Most Shots, Road Period
Fewest Shots, Period

Fewest Shots, Home Period
Fewest Shots, Road Period
Most Shots Against, Period
Most Shots Against, Home Period
Most Shots Against, Road Period
Fewest Shots Against, Period

Fewest Shots Against, Home Period

Fewest Shots Against, Road Period

63, 4/21/06 vs. TOR (G1-NDS)
63, 4/21/06 vs. TOR (G1-NDS)
46, 4/26/14 at ABB (G2-WCQ)
12, 5/16/03 at HOU (G3-WCF)
21, 5/21/03 vs. HOU (G6-WCF)
12, 5/16/03 at HOU (G3-WCF)
58, 5/3/01 vs. ORL (G1-ECF); 4/21/97 at ORL (G2-ECQ)
58, 5/3/01 vs. ORL (G1-ECF)
58, 4/21/97 at ORL (G2-ECQ)
15, 4/24/09 vs. HAM (G5-NDS)
15, 4/24/09 vs. HAM (G5-NDS)
16, 4/28/97 at ORL (G5-ECQ)
22, 5/8/16 vs. LE, 1st period (G3-CDF); 5/28/15 vs. UTI, 3rd period (G3-WCF)
22, 5/8/16 vs. LE, 1st period (G3-CDF); 5/28/15 vs. UTI, 3rd period (G3-WCF)
21, 4/26/14 at ABB, 1st period (G2-WCQ)
1, 5/16/03 at HOU, 2nd period (G3-WCF); 5/10/01 vs. ORL, 3rd period (G5-ECF)
1, 5/10/01 vs. ORL, 3rd period (G5-ECF)
1, 5/16/03 at HOU, 2nd period (G3-WCF)
20, 5/21/17 at SJ, 1st period (G2-WCF)
18, 5/30/00 vs. CHI, 2nd period (G3-TCF)
20, 5/21/17 at SJ, 1st period (G2-WCF)
1, 4/22/18 at MB, 3rd period (G2-CDS), 5/16/06 vs. MB, 3rd period (G7-NDF); 5/15/06 vs. MB, 3rd period (G6-NDF); 4/16/03 vs. WIL, 2nd period (G1-WCQ)
1, 5/16/06 vs. MB, 3rd period (G7-NDF); 5/15/06 vs. MB, 3rd period (G6-NDF); 4/16/03 vs. WIL, 2nd period (G1-WCQ)
1, 4/22/18 at MB, 3rd period (G2-CDS)



GRIFFINS INDIVIDUAL RECORDS - PLAYOFFS

Most Games Played, Season
Most Games Played, Career
Most Goals, Period

Most Goals, Game

Most Goals, Season
Most Goals, Career
Most Assists, Period

Most Assists, Game
Most Assists, Season
Most Assists, Career
Most Points, Period

Most Points, Game

Most Points, Season
Most Points, Career
Highest Plus/Minus Rating, Season
Highest Plus/Minus Rating, Career
Most Penalty Minutes, Season
Most Penalty Minutes, Career
Most Power Play Goals, Season
Most Power Play Goals, Career
Most Shorthanded Goals, Season

Most Shorthanded Goals, Career

Most Game Winning Goals, Season
Most Game Winning Goals, Career
Most First Goals, Season

Most First Goals, Career
Most Overtime Goals, Season
Most Overtime Goals, Career
Most Goaltender Games Played, Season
Most Goaltender Games Played, Career
Most Wins, Season
Most Wins, Career
Most Minutes Played, Season
Most Minutes Played, Career
Lowest GAA, Season
Lowest GAA, Career
Highest Save Percentage, Season
Highest Save Percentage, Career
Most Saves, Game
Most Saves, Home Game
Most Saves, Road Game
Fewest Saves, Game
Fewest Saves, Home Game
Fewest Saves, Road Game
Most Opponent Saves, Game

Most Opponent Saves, Home Game

Most Opponent Saves, Road Game

Fewest Opponent Saves, Game
Fewest Opponent Saves, Home Game

24, 13 players, 2013
78, Nathan Paetsch
4, Yves Sarault, 5/19/00 at CIN, 3rd period (G3-ECF)
4, Derek King, 4/21/01 vs. CLE (G2-ECS); Yves Sarault, 5/19/00 at CIN (G3-ECF)
16, Tomas Tatar, 2013
23, Tyler Bertuzzi
3, Riley Sheahan, 6/9/13 at SYR, 2nd period (G2-CCF); Jiri Hudler, 5/16/06 vs. MB, 3rd period (G7-NDF); Kip Miller, 5/10/01 vs. ORL, 2nd period (G5-ECF); Slava Butsayev, 5/19/00 at CIN, 3rd period (G3-ECF)
5, Jiri Hudler, 5/16/06 vs. MB (G7-NDF)
17, Eric Tangradi, 2017
27, Nathan Paetsch
4, Slava Butsayev and Yves Sarault, 5/19/00 at CIN, 3rd period (G3-ECF)
5, Jiri Hudler, 5/16/06 vs. MB (G7-NDF); Derek King, 4/21/01 vs. CLE (G2-ECS); Slava Butsayev and Yves Sarault, 5/19/00 at CIN (G3-ECF)
22, Tomas Nosek, 2017; Jiri Hudler, 2006
41, Derek King
+12, Jan Mursak, 2013
+17, Jan Mursak
50, Tyler Bertuzzi, 2017; Darryl Bootland, 2006
130, Darryl Bootland
7, Tomas Tatar, 2013
9, Teemu Pulkkinen
1, Brian Lashoff, 2016; Tomas Nosek, 2015; Cory Emmerton, 2014; Mitch Callahan, Landon Ferraro and Luke Glendening, 2013; Jakub Kindl, 2009; Matt Ellis, 2007; Hugo Boisvert and Stacy Roest, 2003; Sean Gagnon and Derek King, 2001; Yves Sarault, 2000
1, Hugo Boisvert, Mitch Callahan, Matt Ellis, Cory Emmerton, Landon Ferraro, Sean Gagnon, Luke Glendening, Jakub Kindl, Derek King, Brian Lashoff, Tomas Nosek, Stacy Roest and Yves Sarault
5, Stacy Roest 2003
8, Tyler Bertuzzi
3, Tomas Tatar, 2013; Kip Miller, 2001; Petr Schastlivy, 2000
4, Mitch Callahan, Tomas Jurco
2, Stacy Roest, 2003
2, Matt Ellis, Stacy Roest
24, Petr Mrazek, 2013
34, Petr Mrazek
15, Jared Coreau, 2017; Petr Mrazek, 2013
20, Petr Mrazek
1431:18, Petr Mrazek, 2013
2030:50, Petr Mrazek
1.62, Drew MacIntyre, 2006
1.62, Drew MacIntyre
0.949, Jared Coreau, 2016
0.940, Drew MacIntyre
55, Petr Mrazek, 4/25/14 at ABB (G1-WCQ)
54, Mike Fountain, 5/3/01 vs. ORL (G1-ECF)
55, Petr Mrazek, 4/25/14 at ABB (G1-WCQ)
13, Pokey Reddick, 4/28/97 at ORL (G5-ECQ)
14, Jimmy Howard, 4/24/09 vs. HAM (G5-NDS)
13, Pokey Reddick, 4/28/97 at ORL (G5-ECQ)
57, Jean-Sebastien Aubin, 4/21/06 vs. TOR (G1-NDS)
57, Jean-Sebastien Aubin, 4/21/06 vs. TOR (G1-NDS)
43, Jean-Sebastien Aubin, 4/28/06 at TOR (G5-NDS)
11, Johan Holmqvist, 5/16/03 at HOU (G3-WCF)
16, Derek Gustafson and Zac Bierk, 4/21/01 vs. CLE (G2-ECS)



Fewest Opponent Saves, Road Game
Most Saves, Period

Most Saves, Home Period

Most Saves, Road Period

Fewest Saves, Period

Fewest Saves, Home Period

Fewest Saves, Road Period

Most Opponent Saves, Period

Most Opponent Saves, Home Period

Most Opponent Saves, Road Period

Fewest Opponent Saves, Period

Fewest Opponent Saves, Home Period

Fewest Opponent Saves, Road Period

11, Johan Holmqvist, 5/16/03 at HOU (G3-WCF)
18, Jared Coreau, 5/21/17 at SJ, 1st period (G2-WCF); Jimmy Howard, 4/24/06 at TOR, 3rd period (G3-NDS); Mike Fountain, 4/25/01 at CLE, 3rd period (G4-ECS); Pokey Reddick, 4/21/97 at ORL, 1st period (G2-ECQ)
16, Jared Coreau, 6/3/17 vs. SYR, 1st OT period (G2-CCF); Jared Coreau, 5/27/17 vs. SJ, 3rd period (G5-WCF); Jani Hurme, 5/30/00 vs. CHI, 2nd period (G3-TCF)
18, Jared Coreau, 5/21/17 at SJ, 1st period (G2-WCF); Jimmy Howard, 4/24/06 at TOR, 3rd period (G3-NDS); Mike Fountain, 4/25/01 at CLE, 3rd period (G4-ECS); Pokey Reddick, 4/21/97 at ORL, 1st period (G2-ECQ)
1, Tom McCollum, 4/22/18 at MB, 3rd period (G2-CDS); Drew MacIntyre, 5/16/06 vs. MB, 3rd period (G7-NDF); Jimmy Howard, 5/15/06 vs. MB, 3rd period (G6-NDF); Marc Lamothe, 4/16/03 vs. WIL, 2nd period (G1-WCQ); Jani Hurme, 6/1/00 vs. CHI, 3rd period (G4-TCF); Jani Hurme, 5/12/00 vs. CIN, 2nd period (G1-ECF)
1, Drew MacIntyre, 5/16/06 vs. MB, 3rd period (G7-NDF); Jimmy Howard, 5/15/06 vs. MB, 3rd period (G6-NDF); Marc Lamothe, 4/16/03 vs. WIL, 2nd period (G1-WCQ); Jani Hurme, 6/1/00 vs. CHI, 3rd period (G4-TCF); Jani Hurme, 5/12/00 vs. CIN, 2nd period (G1-ECF)
1, Tom McCollum, 4/22/18 at MB, 3rd period (G2-CDS)
22, Joonas Korpisalo, 5/8/16 vs. LE, 1st period (G3-CDF)
22, Joonas Korpisalo, 5/8/16 vs. LE, 1st period (G3-CDF)
19, Eric Comrie, 4/21/18 at MB, 1st period (G1-CDS); Ville Husso, 5/3/17 at CHI, 2nd period (G1-CDF); Jean-Sebastien Aubin, 4/28/06 at TOR, 1st overtime (G5-NDS)
0, Marc Denis, 4/26/09 at HAM, 3rd period (G6-NDS)
1, Scott Fankhouser, 5/10/01 vs. ORL, 3rd period (G5-ECF)
0, Marc Denis, 4/26/09 at HAM, 3rd period (G6-NDS)



PLAYOFF HISTORY

OVERALL PLAYOFF RESULTS

Opponent	Series Record	Overall Record	Home Record	Road Record
Abbotsford	1-0	3-1	1-1	2-0
Chicago (AHL & IHL)	2-4	14-15	7-7	7-8
Cincinnati (IHL)	1-1	4-4	2-2	2-2
Cleveland (AHL)*	0-1	2-4	1-2	1-2
Cleveland (IHL)	2-0	8-2	3-2	5-0
Hamilton	1-0	4-2	1-2	3-0
Houston	1-1	6-6	4-3	2-3
Manitoba (AHL)	1-3	9-14	5-7	4-7
Milwaukee	2-1	6-4	3-2	3-2
Oklahoma City	1-0	4-3	2-2	2-1
Orlando (IHL)	0-2	4-7	1-4	3-3
Rockford	1-0	4-1	2-0	2-1
San Jose	1-0	4-1	3-0	1-1
Syracuse	2-0	8-4	4-2	4-2
Texas	0-1	2-4	2-1	0-3
Toronto	3-0	11-5	6-2	5-3
Utica	0-1	2-4	1-2	1-2
Wilkes-Barre/Scranton	1-0	3-1	2-0	1-1
Totals	20-15	98-82	50-41	48-41

*Includes Lake Erie Monsters

SERIES RECORDS

Best of Seven Series	14-10
Leading 1-0	11-0
Leading 2-0	6-0
Leading 3-0	3-0
Leading 2-1	10-1
Leading 3-1	9-0
Leading 3-2	7-1
Trailing 0-1	3-10
Trailing 0-2	0-6
Trailing 0-3	0-4
Trailing 1-2	1-5
Trailing 1-3	0-4
Trailing 2-3	0-6
Tied 1-1	8-4
Tied 2-2	3-3
Tied 3-3	2-2
Best of Five Series	6-5
Leading 1-0	4-3
Leading 2-0	4-1
Leading 2-1	3-2
Trailing 0-1	2-2
Trailing 0-2	1-1
Trailing 1-2	1-2
Tied 1-1	1-3
Tied 2-2	2-4

GAME RECORDS

Overtime	16-11
Home	8-9
Road	8-2
Single OT	10-10
Double OT	5-0
Triple OT	1-1
Facing Elimination	14-15
Home	10-7
Road	4-8
Opponent Facing Elimination	20-20
Home	9-14
Road	11-6



PLAYOFF HISTORY

COACHING HISTORY

Coach	GP	W	L	PCT	Playoff Results
Ben Simon (2019)	5	2	3	0.400	Lost to CHI (2-3) in 2019 AHL Central Division Semifinals
Todd Nelson (2016-18)	33	22	11	0.667	Lost to MB (2-3) in 2018 AHL Central Division Semifinals Defeated SYR (4-2) in 2017 AHL Calder Cup Finals Defeated SJ (4-1) in 2017 AHL Western Conference Finals Defeated CHI (4-1) in 2017 AHL Central Division Semifinals Defeated MIL (3-0) in 2017 AHL Central Division Semifinals Lost to LE (2-4) in 2016 AHL Central Division Finals Defeated MIL (3-0) in 2016 AHL Central Division Semifinals
Jeff Blashill (2013-15)	50	29	21	0.580	Lost to UTI (2-4) in 2015 AHL Western Conference Finals Defeated RFD (4-1) in 2015 AHL Western Conference Semifinals Defeated TOR (3-2) in 2015 AHL Western Conference Quarterfinals Lost to TEX (2-4) in 2014 AHL Western Conference Semifinals Defeated ABB (3-1) in 2014 AHL Western Conference Quarterfinals Defeated SYR (4-2) in 2013 AHL Calder Cup Finals Defeated OKC (4-3) in 2013 AHL Western Conference Finals Defeated TOR (4-2) in 2013 AHL Western Conference Semifinals Defeated HOU (3-2) in 2013 AHL Western Conference Quarterfinals
Curt Fraser (2009)	10	4	6	0.400	Lost to MTB (0-4) in 2009 AHL North Division Finals Defeated HAM (4-2) in 2009 AHL North Division Semifinals
Greg Ireland (2005-07)	23	11	12	0.478	Lost to MTB (3-4) in 2007 AHL North Division Semifinals Lost to MIL (0-4) in 2006 AHL Western Conference Finals Defeated MTB (4-3) in 2006 AHL North Division Finals Defeated TOR (4-1) in 2006 AHL North Division Semifinals
Danton Cole (2003-04)	19	10	9	0.526	Lost to CHI (0-4) in 2004 AHL West Division Semifinals Lost to HOU (3-4) in 2003 AHL Western Conference Finals Defeated CHI (4-0) in 2003 AHL Western Conference Semifinals Defeated WIL (3-1) in 2003 AHL Western Conference Quarterfinals
Bruce Cassidy (2001-02)	15	8	7	0.533	Lost to CHI (2-3) in 2002 AHL Western Conference Quarterfinals Lost to ORL (2-4) in 2001 IHL Eastern Conference Finals Defeated CLE (4-0) in 2001 IHL Eastern Conference Semifinals
Guy Charron (2000)	17	10	7	0.588	Lost to CHI (2-4) in 2000 IHL Turner Cup Finals Defeated CIN (4-1) in 2000 IHL Eastern Conference Finals Defeated CLE (4-2) in 2000 IHL Eastern Conference Semifinals
Bob McNamara (1998)	3	0	3	0.000	Lost to CIN (0-3) in 1998 IHL Eastern Conference Quarterfinals
Dave Allison (1997)	5	2	3	0.400	Lost to ORL (2-3) in 1997 IHL Eastern Conference Quarterfinals



PLAYOFF HISTORY

OVERTIME RESULTS

Date	Opponent	Game-Round	Result	Time	GWG	GR/OPP Goalies
Apr. 21, 1997	@ Ori	G2-ECQ	5-4 W (2OT)	39:25	Danton Cole	Reddick/LaGrand
Apr. 22, 1998	CIN	G3-ECQ	3-4 L	17:15	Don Biggs	Lalime/Sarjeant
Apr. 26, 2000	CLE	G1-ECS	1-2 L	2:01	Sean Berens	Hurme/Gordon
Apr. 30, 2000	@ Cle	G3-ECS	4-3 W	13:02	Chris Szysky	Hurme/Lamothe
May 26, 2000	@ Chi	G1-TCF	3-4 L	17:34	Steve Maltais	Hurme/Young
May 3, 2001	ORL	G1-ECF	3-4 L (3OT)	51:12	Hugo Boisvert	Fountain/Maracle
May 9, 2001	ORL	G4-ECF	3-4 L	7:06	Brian Pothier	Fountain/Maracle
Apr. 28, 2003	CHI	G1-WCS	4-3 W	16:59	Stacy Roest	Lamothe/Maracle
May 12, 2003	HOU	G1-WCF	2-3 L	5:29	Tony Tuzzolino	Lamothe/Holmqvist
May 19, 2003	@ Hou	G5-WCF	5-4 W (2OT)	26:35	Stacy Roest	Lamothe/Holmqvist
May 21, 2003	HOU	G6-WCF	2-1 W	5:12	Mark Mowers	Lamothe/Holmqvist
Apr. 16, 2004	CHI	G1-WDS	3-4 L	0:58	Derek MacKenzie	Lamothe/Lehtonen
Apr. 21, 2006	TOR	G1-NDS	6-5 W (3OT)	42:21	Jiri Hudler	Howard/Aubin
Apr. 28, 2006	@ Tor	G5-NDS	2-1 W (2OT)	20:11	Matt Ellis	MacIntyre/Aubin
May 9, 2006	@ Mtb	G3-NDF	5-4 W	6:38	Eric Manlow	Howard/Flaherty
Apr. 23, 2007	MTB	G3-NDS	2-1 W	12:39	Matt Ellis	Howard/MacIntyre
Apr. 27, 2007	MTB	G5-NDS	4-3 W	4:20	Tony Voce	Howard/MacIntyre
Apr. 22, 2009	HAM	G4-NDS	3-4 L	2:42	Ryan White	Howard/Denis
Apr. 25, 2014	@ Abb	G1-WCQ	2-1 W (2OT)	39:26	Ryan Sproul	Mrazek/Ortio
May 16, 2014	TEX	G5-WCS	2-3 L	3:18	Chris Mueller	Mrazek/Nilstorp
May 14, 2015	@ Rfd	G4-WCS	2-1 W	0:13	Tyler Bertuzzi	McCollum/Leighton
May 29, 2015	UTI	G4-WCF	3-2 W	5:05	Andreas Athanasiou	McCollum/Markstrom
May 5, 2016	@ Le	G1-CDF	2-3 L	12:23	Oliver Bjorkstrand	McCollum/Korpisalo
May 16, 2016	LE	G6-CDF	3-4 L	12:32	Zach Werenski	Coreau/Forsberg
April 21, 2017	MIL	G1-CDS	4-3 W	9:32	Tomas Nosek	Coreau/Mazanec
April 26, 2017	@ Mil	G3-CDS	3-2 W	10:03	Kyle Criscuolo	Coreau/Mazanec
June 3, 2017	SYR	G2-CCF	6-5 W (2OT)	27:02	Ben Street	Coreau/McKenna

GRIFFINS ALL-TIME LEADERS - PLAYOFFS

GRIFFINS ALL-TIME TOP TEN

Games Played			Goals			Assists		
1.	Nathan Paetsch	78	1.	Tyler Bertuzzi	23	1.	Nathan Paetsch	27
2.	Brian Lashoff	75	2.	Teemu Pulkkinen	22	2.	Derek King	25
3.	Mitch Callahan	60	3.	Derek King	16	3.	Eric Tangradi	22
4.	Jeff Hoggan	59		Tomas Tatar	16	4.	Mitch Callahan	21
	Travis Richards	59	5.	Kevin Miller	14		Jiri Hudler	21
6.	Brennan Evans	50	6.	Mitch Callahan	13		Travis Richards	21
7.	Derek King	46		Tomas Jurco	13	7.	Slava Butsayev	17
8.	Colin Campbell	45		Tomas Nosek	13		Martin Frk	17
9.	Tyler Bertuzzi	42		Michel Picard	13		Tomas Nosek	17
10.	Darryl Bootland	41	10.	Petr Schastlivy	12		Riley Sheahan	17
	Michel Picard	41		Ben Street	12		Ben Street	17

GRIFFINS SINGLE-SEASON TOP TEN

Games Played				Goals				Assists			
1.	13 players tied	*24	2012-13	1.	Tomas Tatar	*16	2012-13	1.	Eric Tangradi	17	2016-17
				2.	Teemu Pulkkinen	*14	2014-15	2.	Jiri Hudler	16	2005-06
				3.	Jan Mursak	11	2012-13	3.	Ben Street	13	2016-17
					Kevin Miller	11	1999-00		Riley Sheahan	13	2012-13
				5.	Tomas Nosek	10	2016-17	5.	Tomas Nosek	12	2016-17
					Stacy Roest	10	2002-03		Chad Billins	12	2012-13
				7.	Tyler Bertuzzi	9	2016-17		Slava Butsayev	12	1999-00
				8.	Matthew Ford	8	2016-17	8.	Andy Miele	11	2014-15
					Ben Street	8	2016-17		Landon Ferraro	11	2012-13
					Tomas Jurco	8	2012-13		Nathan Paetsch	11	2012-13
					Michel Picard	8	1999-00				
					Petr Schastlivy	8	1999-00				

GRIFFINS YEAR-BY-YEAR LEADERS

Games Played			Goals			Assists		
2018-19	13 players tied	5	Colin Campbell	3	Camper/Hronek	3		
2017-18	15 players tied	5	Ben Street	4	Ben Street	4		
2016-17	16 players tied	19	Tomas Nosek	10	Eric Tangradi	17		
2015-16	15 players tied	9	Tyler Bertuzzi	7	Mantha/Sproul	7		
2014-15	13 players tied	16	Teemu Pulkkinen	*14	Andy Miele	11		
2013-14	11 players tied	10	Jurco/Pulkkinen	5	Cory Emmerton	7		
2012-13	13 players tied	*24	Tomas Tatar	*16	Riley Sheahan	13		
2011-12	n/a		n/a		n/a			
2010-11	n/a		n/a		n/a			
2009-10	n/a		n/a		n/a			
2008-09	15 players tied	10	Justin Abdelkader	6	Ville Leino	10		
2007-08	n/a		n/a		n/a			
2006-07	15 players tied	7	Matt Ellis	4	Kip Miller	5		
2005-06	15 players tied	16	Valtteri Filppula	7	Jiri Hudler	16		
2004-05	n/a		n/a		n/a			
2003-04	17 players tied	4	Kevin Miller		Jiri Hudler	5		
2002-03	15 players tied	15	Stacy Roest	10	Derek King	10		
2001-02	14 players tied	5	Langfeld/Skarperud	2	Hugo Boisvert	3		
2000-01	15 players tied	10	David Oliver	6	Kip Miller	8		
1999-00	Nine players tied	17	Kevin Miller	11	Slava Butsayev	12		
1998-99	n/a		n/a		n/a			
1997-98	15 players tied	3	Ed Patterson	2	Mark Greig	4		
1996-97	14 players tied	5	Danton Cole	3	Jeff Nelson	4		

* Led League

GRIFFINS ALL-TIME LEADERS - PLAYOFFS

GRIFFINS ALL-TIME TOP TEN

Points		Plus/Minus		Penalty Minutes	
1.	Derek King 41	1.	Jan Mursak +17	1.	Darryl Bootland 130
2.	Tyler Bertuzzi 39	2.	Ivan Ciernik +14	2.	Brennan Evans 97
3.	Mitch Callahan 34		Brennan Evans +14	3.	Chris Szysky 72
	Teemu Pulkkinen 34	4.	Tyler Bertuzzi +12	4.	Tyler Bertuzzi 68
5.	Tomas Nosek 30		Dylan McIlrath +12	5.	Mitch Callahan 66
	Nathan Paetsch 30		Petr Schastlivy +12	6.	Dave Van Drunen 58
7.	Ben Street 29		Eric Tangradi +12	7.	Jeff Hoggan 56
8.	Jiri Hudler 28	8.	Nathan Paetsch +10	8.	Filip Hronek 48
	Eric Tangradi 28	9.	Andreas Athanasiou +9	9.	Chris Neil 46
10.	Jeff Hoggan 27		Dan Renouf +9	10.	Aaron Downey 44

GRIFFINS SINGLE-SEASON TOP TEN

Points				Plus/Minus			Penalty Minutes		
1.	Tomas Nosek	22	2016-17	1.	Jan Mursak	+12 2012-13	1.	Tyler Bertuzzi	*50 2016-17
	Jiri Hudler	22	2005-06	2.	Mitch Callahan	+10 2016-17		Darryl Bootland	50 2005-06
3.	Ben Street	21	2016-17		Dylan McIlrath	+10 2016-17	3.	Darryl Bootland	46 2002-03
	Tomas Tatar	21	2012-13		Brennan Evans	+10 2012-13	4.	Chris Szysky	45 1999-00
5.	Tyler Bertuzzi	19	2016-17	5.	Philippe Plante	+9 1999-00	5.	Aaron Downey	44 2008-09
	Eric Tangradi	19	2016-17		Petr Schastlivy	+9 1999-00	6.	Terry Virtue	42 2005-06
7.	Teemu Pulkkinen	18	2014-15	7.	Joe Hicketts	+8 2016-17	7.	Brennan Evans	36 2012-13
	Kevin Miller	18	1999-00		Teemu Pulkkinen	+8 2013-14	8.	Darcy Simon	35 1996-97
	Michel Picard	18	1999-00		Luke Glendening	+8 2012-13	9.	Mitch Callahan	33 2012-13
10.	Jan Mursak	17	2012-13		John Gruden	+8 2000-01	10.	Darryl Bootland	32 2006-07
					Ivan Ciernik	+8 1999-00		Yves Sarault	32 1999-00
					Yves Sarault	+8 1999-00			

GRIFFINS YEAR-BY-YEAR LEADERS

Points			Plus/Minus		Penalty Minutes	
2018-19	Elson/Puempel	4	Colin Campbell	+5	Filip Hronek	28
2017-18	Ben Street	8	Three players tied	+2	Dan Renouf	19
2016-17	Tomas Nosek	22	Callahan/McIlrath	+10	Tyler Bertuzzi	*50
2015-16	Anthony Mantha	11	Bertuzzi/Miele	+7	Andy Miele	12
2014-15	Teemu Pulkkinen	18	Xavier Ouellet	+6	Brennan Evans	*31
2013-14	Teemu Pulkkinen	11	Teemu Pulkkinen	+8	Brennan Evans	30
2012-13	Tomas Tatar	21	Jan Mursak	+12	Brennan Evans	36
2011-12	n/a		n/a		n/a	
2010-11	n/a		n/a		n/a	
2009-10	n/a		n/a		n/a	
2008-09	Ville Leino	13	Darren Haydar	+5	Aaron Downey	44
2007-08	n/a		n/a		n/a	
2006-07	Matt Ellis	7	Brad Norton	+5	Darryl Bootland	32
2005-06	Jiri Hudler	22	Derek Meech	+4	Darryl Bootland	50
2004-05	n/a		n/a		n/a	
2003-04	Jiri Hudler	6	Danny Groulx	+1	Three players tied	8
2002-03	Stacy Roest	16	King/Roest	+6	Darryl Bootland	46
2001-02	Hugo Boisvert	4	Hymovitz/Van Drunen	+2	Jason Doig	18
2000-01	Kip Miller	13	John Gruden	+8	Sean Gagnon	30
1999-00	Kevin Miller/Picard	18	Plante/Schastlivy	+9	Chris Szysky	45
1998-99	n/a		n/a		n/a	
1997-98	Mark Greig	4	Shane Hnidy	+2	Shane Hnidy	23
1996-97	Four players tied	4	Darcy Simon	+4	Darcy Simon	35

* Led League

GRIFFINS ALL-TIME LEADERS - PLAYOFFS

GRIFFINS ALL-TIME TOP TEN

Power Play Goals			Shorthanded Goals			Game-Winning Goals		
1.	Teemu Pulkkinen	9	1.	Hugo Boisvert	1	1.	Tyler Bertuzzi	8
2.	Matthew Ford	7		Mitch Callahan	1	2.	Stacy Roest	5
	Derek King	7		Matt Ellis	1	3.	Tomas Nosek	4
	Tomas Tatar	7		Cory Emmerton	1	4.	Darryl Bootland	3
5.	Tomas Jurco	6		Landon Ferraro	1		Mitch Callahan	3
	Kevin Miller	6		Sean Gagnon	1		Matt Ellis	3
	Tomas Nosek	6		Luke Glendening	1		Tomas Jurco	3
8.	Jiri Hudler	4		Jakub Kindl	1		Todd White	3
	Ed Patterson	4		Derek King	1	9.	17 players tied	2
10.	Rob Collins	3		Brian Lashoff	1			
	Matt Lorito	3		Tomas Nosek	1			
	Donald MacLean	3		Stacy Roest	1			
	Michel Picard	3		Yves Sarault	1			
	Matt Puempel	3						
	Travis Richards	3						
	Stacy Roest	3						
	Evgeny Svechnikov	3						

GRIFFINS SINGLE-SEASON TOP TEN

Power Play Goals				Shorthanded Goals				Game-Winning Goals			
1.	Tomas Tatar	*7	2012-13	1.	Brian Lashoff	1	2015-16	1.	Stacy Roest	*5	2002-03
2.	Matthew Ford	*6	2016-17		Tomas Nosek	1	2014-15	2.	Tomas Nosek	*4	2016-17
	Teemu Pulkkinen	*6	2014-15		Cory Emmerton	1	2013-14		Tyler Bertuzzi	*4	2014-15
4.	Tomas Nosek	5	2016-17		Mitch Callahan	1	2012-13	4.	Tomas Jurco	3	2012-13
	Kevin Miller	5	1999-00		Landon Ferraro	1	2012-13		Todd White	3	2000-01
6.	Tomas Jurco	4	2012-13		Luke Glendening	1	2012-13	6.	16 players tied	2	
	Derek King	4	1999-00		Jakub Kindl	1	2008-09				
8.	Matt Lorito	3	2016-17		Matt Ellis	1	2006-07				
	Evgeny Svechnikov	3	2016-17		Hugo Boisvert	1	2002-03				
	Jiri Hudler	3	2005-06		Stacy Roest	1	2002-03				
	Donald MacLean	3	2005-06		Sean Gagnon	1	2000-01				
	Rob Collins	3	2002-03		Derek King	1	2000-01				
	Stacy Roest	3	2002-03		Yves Sarault	1	1999-00				
	Derek King	3	2000-01								

GRIFFINS YEAR-BY-YEAR LEADERS

Power Play Goals			Shorthanded Goals			Game-Winning Goals		
2018-19	Matt Puempel	2	n/a			Megan/Puempel	1	
2017-18	Four players tied	1	n/a			Ford/Tangradi	1	
2016-17	Matthew Ford	*6	n/a			Tomas Nosek	*4	
2015-16	Anthony Mantha	2	Brian Lashoff	1		Tyler Bertuzzi	2	
2014-15	Teemu Pulkkinen	*6	Tomas Nosek	1		Tyler Bertuzzi	*4	
2013-14	Jurco/Pulkkinen	2	Cory Emmerton	1		Andrej Nestrasil	2	
2012-13	Tomas Tatar	*7	Three players tied	1		Tomas Jurco	3	
2011-12	n/a		n/a			n/a		
2010-11	n/a		n/a			n/a		
2009-10	n/a		n/a			n/a		
2008-09	Haydar/Leino	2	Jakub Kindl	1		Justin Abdelkader	2	
2007-08	n/a		n/a			n/a		
2006-07	Matt Ellis	1	Matt Ellis	1		Matt Ellis	2	
2005-06	Hudler/MacLean	3	n/a			Bootland/Hudler	2	
2004-05	n/a		n/a			n/a		
2003-04	Three players tied	1	n/a			n/a		
2002-03	Collins/Roest	3	Boisvert/Roest	1		Stacy Roest	5	
2001-02	Tim Skarperud	2	n/a			Boisvert/Kwiatkowski	1	
2000-01	Derek King	3	Gagnon/King	1		Todd White	3	
1999-00	Kevin Miller	5	Yves Sarault	1		Three players tied	2	
1998-99	n/a		n/a			n/a		
1997-98	Ed Patterson	2	n/a			n/a		
1996-97	Three players tied	1	n/a			Cole/T. Nelson	1	

GRIFFINS ALL-TIME LEADERS - PLAYOFFS

GRIFFINS ALL-TIME TOP TEN

First Goals			Overtime Goals			Unassisted Goals		
1.	Mitch Callahan	4	1.	Matt Ellis	2	1.	Tomas Jurco	2
	Tomas Jurco	4		Stacy Roest	2		Brian Lashoff	2
3.	Hugo Boisvert	3	3.	Andreas Athanasiou	1		Mark Mowers	2
	Matt Ellis	3		Tyler Bertuzzi	1		Philippe Plante	2
	Kip Miller	3		Danton Cole	1		Petr Schastlivy	2
	Teemu Pulkkinen	3		Kyle Crisculo	1	6.	27 players tied	1
	Petr Schastlivy	3		Jiri Hudler	1			
	Tomas Tatar	3		Eric Manlow	1			
9.	Joakim Andersson	2		Mark Mowers	1			
	Danton Cole	2		Tomas Nosek	1			
	Matthew Ford	2		Ryan Sproul	1			
	Martin Frk	2		Ben Street	1			
	Derek King	2		Chris Szysky	1			
	Kent McDonell	2		Tony Voce	1			
	Mark Mowers	2						
	Stacy Roest	2						
	Ben Street	2						
	Eric Tangradi	2						

GRIFFINS SINGLE-SEASON TOP TEN

First Goals			Overtime Goals			Unassisted Goals		
1.	Tomas Tatar	3 2012-13	1.	Stacy Roest	2 2002-03	1.	Tomas Jurco	2 2012-13
	Kip Miller	3 2000-01	2.	Kyle Crisculo	*1 2016-17		Mark Mowers	2 2002-03
	Petr Schastlivy	3 1999-00		Tomas Nosek	*1 2016-17		Philippe Plante	2 1999-00
4.	Mitch Callahan	2 2016-17		Ben Street	*1 2016-17	4.	30 players tied	1
	Martin Frk	2 2016-17		Andreas Athanasiou	*1 2014-15			
	Teemu Pulkkinen	2 2014-15		Tyler Bertuzzi	*1 2014-15			
	Tomas Jurco	2 2013-14		Ryan Sproul	1 2013-14			
	Joakim Andersson	2 2012-13		Matt Ellis	1 2006-07			
	Mitch Callahan	2 2012-13		Tony Voce	1 2006-07			
	Tomas Jurco	2 2012-13		Matt Ellis	1 2005-06			
	Matt Ellis	2 2005-06		Jiri Hudler	1 2005-06			
	Kent McDonell	2 2005-06		Eric Manlow	1 2005-06			
	Hugo Boisvert	2 2002-03		Mark Mowers	1 2002-03			
	Mark Mowers	2 2002-03		Chris Szysky	1 1999-00			
	Stacy Roest	2 2002-03		Danton Cole	1 1996-97			
	Danton Cole	2 1996-97						

GRIFFINS YEAR-BY-YEAR LEADERS

First Goals			Overtime Goals			Unassisted Goals		
2018-19	Hulak/Saarjarvi	1	n/a			Turner Elson	1	
2017-18	Ford/Street	1	n/a			Lashoff/Street	1	
2016-17	Callahan/Frk	2	Three players tied	*1		Crisculo/Renouf	1	
2015-16	Three players tied	1	n/a			Three players tied	1	
2014-15	Teemu Pulkkinen	2	Athanasiou/Bertuzzi	*1		Four players tied	1	
2013-14	Tomas Jurco	2	Ryan Sproul	1		Cory Emmerton	1	
2012-13	Tomas Tatar	3	n/a			Tomas Jurco	2	
2011-12	n/a		n/a			n/a		
2010-11	n/a		n/a			n/a		
2009-10	n/a		n/a			n/a		
2008-09	Five players tied	1	n/a			Justin Abdelkader	1	
2007-08	n/a		n/a			n/a		
2006-07	Matt Ellis	1	Ellis/Voce	1		Matt Ellis	1	
2005-06	Ellis/McDonell	2	Three players tied	1		Donald MacLean	1	
2004-05	n/a		n/a			n/a		
2003-04	Jeff Nelson	1	n/a			n/a		
2002-03	Three players tied	2	Stacy Roest	2		Mark Mowers	2	
2001-02	Hugo Boisvert	1	n/a			Langfeld/Murphy	1	
2000-01	Kip Miller	3	n/a			n/a		
1999-00	Petr Schastlivy	3	Chris Szysky	1		n/a		
1998-99	n/a		n/a			n/a		
1997-98	Ed Patterson	1	n/a			n/a		
1996-97	Danton Cole	2	Danton Cole	1		n/a		

GRIFFINS ALL-TIME LEADERS - PLAYOFFS

GRIFFINS ALL-TIME TOP TEN

Shots		Shooting Percentage (Min. 1.25 Shots Per Game)	
1. Derek King	148	1. Filip Zadina	0.286
2. Jeff Hoggan	124	2. Ed Patterson	0.280
3. Teemu Pulkkinen	123	3. David Oliver	0.273
4. Travis Richards	120	4. Valtteri Filppula	0.269
5. Mitch Callahan	112	5. Tyler Bertuzzi	0.264
6. Nathan Paetsch	104	6. Josh Langfeld	0.250
7. Michel Picard	102	Dylan Larkin	0.250
8. Eric Tangradi	99	Kevin Miller	0.250
9. Tomas Jurco	93	Stacy Roest	0.250
10. Tomas Nosek	89	10. Turner Elson	0.222
		Todd White	0.222

GRIFFINS SINGLE-SEASON TOP TEN

Shots			Shooting Percentage (Min. 1.25 Shots Per Game)		
1. Tomas Tatar	*78	2012-13	1. Tyler Bertuzzi	0.350	2015-16
2. Derek King	75	1999-00	2. Colin Campbell	0.333	2018-19
3. Teemu Pulkkinen	69	2014-15	Ed Patterson	0.333	1997-98
Tomas Jurco	69	2012-13	4. Kevin Miller	0.300	2003-04
5. Ben Street	64	2016-17	5. Turner Elson	0.286	2018-19
6. Jiri Hudler	60	2005-06	Filip Zadina	0.286	2018-19
Michel Picard	60	1999-00	7. David Oliver	0.273	2000-01
8. Petr Schastlivy	58	1999-00	8. Hugo Boisvert	0.263	2002-03
9. Eric Tangradi	57	2016-17	9. Valtteri Filppula	0.259	2005-06
Jan Mursak	57	2012-13	10. Stacy Roest	0.250	2002-03
Tomas Kopecky	57	2005-06	Josh Langfeld	0.250	2001-02
			Travis Richards	0.250	1997-98
			Danton Cole	0.250	1996-97

GRIFFINS YEAR-BY-YEAR LEADERS

Shots			Shooting Percentage (Min. 1.25 Shots Per Game)		
2018-19	Filip Hronek	17	Colin Campbell	0.333	
2017-18	Matt Puempel	25	Ben Street	0.190	
2016-17	Ben Street	64	Tyler Bertuzzi	0.237	
2015-16	Ryan Sproul	30	Tyler Bertuzzi	0.350	
2014-15	Teemu Pulkkinen	69	Tyler Bertuzzi	0.241	
2013-14	Teemu Pulkkinen	28	Tomas Jurco	0.208	
2012-13	Tomas Tatar	*78	Tomas Tatar	0.205	
2011-12	n/a		n/a		
2010-11	n/a		n/a		
2009-10	n/a		n/a		
2008-09	Justin Abdelkader	42	Darren McCarty	0.176	
2007-08	n/a		n/a		
2006-07	Matt Ellis	36	Tony Voce	0.176	
2005-06	Jiri Hudler	60	Valtteri Filppula	0.259	
2004-05	n/a		n/a		
2003-04	Travis Richards	13	Kevin Miller	0.300	
2002-03	Jason Williams	46	Hugo Boisvert	0.263	
2001-02	Tim Skarperud	17	Josh Langfeld	0.250	
2000-01	Derek King	32	David Oliver	0.273	
1999-00	Derek King	75	Kevin Miller	0.239	
1998-99	n/a		n/a		
1997-98	Cole/Metropolit	12	Ed Patterson	0.333	
1996-97	Ben Hankinson	16	Danton Cole	0.250	

* Led League



GRIFFINS ALL-TIME LEADERS - PLAYOFFS

GRIFFINS ALL-TIME TOP TEN

Goalie Games Played			Minutes			Goals Against Average (Min. 60 Minutes Played)		
1.	Petr Mrazek	34	1.	Petr Mrazek	2030:50	1.	Drew MacIntyre	1.62
2.	Jimmy Howard	30	2.	Jimmy Howard	1795:13	2.	Mathieu Chouinard	1.78
3.	Jared Coreau	26	3.	Jared Coreau	1514:00	3.	Marc Lamothe	2.15
	Tom McCollum	26	4.	Tom McCollum	1470:31	4.	Jani Hurme	2.16
5.	Marc Lamothe	19	5.	Marc Lamothe	1144:50		Martin Prusek	2.16
6.	Jani Hurme	17	6.	Jani Hurme	1028:02	6.	Pokey Reddick	2.32
7.	Mike Fountain	9	7.	Mike Fountain	541:45	7.	Petr Mrazek	2.45
8.	Drew MacIntyre	5	8.	Pokey Reddick	335:51	8.	Tom McCollum	2.57
	Martin Prusek	5	9.	Harri Sateri	292:13	9.	Jared Coreau	2.66
	Pokey Reddick	5	10.	Martin Prusek	277:39	10.	Harri Sateri	2.67
	Harri Sateri	5						

GRIFFINS SINGLE-SEASON TOP TEN

Goalie Games Played			Minutes			Goals Against Average (Min. 60 Minutes Played)		
1.	Petr Mrazek	*24 2012-13	1.	Petr Mrazek	*1431:18 2012-13	1.	Drew MacIntyre	1.62 2005-06
2.	Jared Coreau	19 2016-17	2.	Jared Coreau	1140:48 2016-17	2.	Mathieu Chouinard	1.78 2000-01
3.	Jani Hurme	17 1999-00	3.	Jani Hurme	1028:02 1999-00	3.	Marc Lamothe	1.84 2002-03
4.	Tom McCollum	15 2014-15	4.	Marc Lamothe	944:54 2002-03	4.	Jared Coreau	1.89 2015-16
	Marc Lamothe	15 2002-03	5.	Tom McCollum	894:52 2014-15	5.	Jared Coreau	1.92 2017-18
6.	Jimmy Howard	13 2005-06	6.	Jimmy Howard	762:39 2005-06	6.	Jimmy Howard	1.93 2006-07
7.	Petr Mrazek	10 2013-14	7.	Petr Mrazek	599:32 2013-14	7.	Martin Prusek	2.16 2001-02
	Jimmy Howard	10 2008-09	8.	Jimmy Howard	598:26 2008-09		Jani Hurme	2.16 1999-00
9.	Mike Fountain	8 2000-01	9.	Mike Fountain	521:45 2000-01	9.	Petr Mrazek	2.31 2012-13
10.	Tom McCollum	7 2015-16	10.	Jimmy Howard	434:08 2006-07	10.	Pokey Reddick	2.32 1996-97
	Jimmy Howard	7 2006-07						

GRIFFINS YEAR-BY-YEAR LEADERS

Goalie Games Played			Minutes			Goals Against Average (Min. 60 Minutes Played)		
2018-19	Harri Sateri	5	Harri Sateri	292:13	Harri Sateri	2.67		
2017-18	Coreau/McCollum	3	Jared Coreau	156:24	Jared Coreau	1.92		
2016-17	Jared Coreau	19	Jared Coreau	1140:48	Jared Coreau	2.84		
2015-16	Tom McCollum	7	Tom McCollum	401:22	Jared Coreau	1.89		
2014-15	Tom McCollum	15	Tom McCollum	894:52	Tom McCollum	2.55		
2013-14	Petr Mrazek	10	Petr Mrazek	599:32	Petr Mrazek	2.80		
2012-13	Petr Mrazek	*24	Petr Mrazek	*1431:18	Petr Mrazek	2.31		
2011-12	n/a		n/a		n/a			
2010-11	n/a		n/a		n/a			
2009-10	n/a		n/a		n/a			
2008-09	Jimmy Howard	10	Jimmy Howard	598:26	Jimmy Howard	2.41		
2007-08	n/a		n/a		n/a			
2006-07	Jimmy Howard	7	Jimmy Howard	434:08	Jimmy Howard	1.93		
2005-06	Jimmy Howard	13	Jimmy Howard	762:39	Drew MacIntyre	1.62		
2004-05	n/a		n/a		n/a			
2003-04	Marc Lamothe	4	Marc Lamothe	199:56	Marc Lamothe	3.60		
2002-03	Marc Lamothe	15	Marc Lamothe	944:54	Marc Lamothe	1.84		
2001-02	Martin Prusek	5	Martin Prusek	277:39	Martin Prusek	2.16		
2000-01	Mike Fountain	8	Mike Fountain	521:45	Mathieu Chouinard	1.78		
1999-00	Jani Hurme	17	Jani Hurme	1028:02	Jani Hurme	2.16		
1998-99	n/a		n/a		n/a			
1997-98	Ian Gordon	2	Ian Gordon	118:48	Patrick Lalime	3.11		
1996-97	Pokey Reddick	5	Pokey Reddick	335:51	Pokey Reddick	2.32		

GRIFFINS ALL-TIME LEADERS - PLAYOFFS

GRIFFINS ALL-TIME TOP TEN

Wins		Shutouts		Saves	
1. Petr Mrazek	20	1. Petr Mrazek	4	1. Petr Mrazek	891
2. Jared Coreau	18	2. Jared Coreau	1	2. Jimmy Howard	733
3. Tom McCollum	13	Mike Fountain	1	3. Jared Coreau	718
4. Jimmy Howard	12	Jani Hurme	1	4. Tom McCollum	665
5. Jani Hurme	10	Marc Lamothe	1	5. Marc Lamothe	511
Marc Lamothe	10			6. Jani Hurme	447
7. Mike Fountain	5			7. Mike Fountain	218
8. Drew MacIntyre	3			8. Pokey Reddick	141
9. Martin Prusek	2			9. Harri Sateri	133
Pokey Reddick	2			10. Drew MacIntyre	110
Harri Sateri	2				

GRIFFINS SINGLE-SEASON TOP TEN

Wins			Shutouts			Saves		
1. Jared Coreau	*15	2016-17	1. Petr Mrazek	*42	2012-13	1. Petr Mrazek	*603	2012-13
Petr Mrazek	*15	2012-13	2. Jared Coreau		2017-18	2. Jared Coreau	542	2016-17
3. Marc Lamothe	10	2002-03	Marc Lamothe		2002-03	3. Jani Hurme	447	1999-00
Jani Hurme	10	1999-00	Mike Fountain		2000-01	4. Marc Lamothe	414	2002-03
5. Tom McCollum	9	2014-15	Jani Hurme		2019-00	5. Tom McCollum	413	2014-15
6. Petr Mrazek	5	2013-14				6. Jimmy Howard	340	2005-06
Jimmy Howard	5	2005-06				7. Petr Mrazek	288	2013-14
Mike Fountain	5	2000-01				8. Jimmy Howard	216	2008-09
9. Jimmy Howard	4	2008-09				9. Mike Fountain	208	2000-01
10. Tom McCollum	3	2015-16				10. Tom McCollum	181	2015-16
Jimmy Howard	3	2006-07						
Drew MacIntyre	3	2005-06						

GRIFFINS YEAR-BY-YEAR LEADERS

Wins			Shutouts			Saves		
2018-19	Harri Sateri	2	n/a			Harri Sateri		133
2017-18	Coreau/McCollum	1	Jared Coreau	1		Jared Coreau		61
2016-17	Jared Coreau	*15	n/a			Jared Coreau		542
2015-16	Tom McCollum	3	n/a			Tom McCollum		181
2014-15	Tom McCollum	9	n/a			Tom McCollum		413
2013-14	Petr Mrazek	5	n/a			Petr Mrazek		288
2012-13	Petr Mrazek	*15	Petr Mrazek	*4		Petr Mrazek	*603	
2011-12	n/a		n/a			n/a		
2010-11	n/a		n/a			n/a		
2009-10	n/a		n/a			n/a		
2008-09	Jimmy Howard	4	n/a			Jimmy Howard		216
2007-08	n/a		n/a			n/a		
2006-07	Jimmy Howard	3	n/a			Jimmy Howard		177
2005-06	Jimmy Howard	5	n/a			Jimmy Howard		340
2004-05	n/a		n/a			n/a		
2003-04	n/a		n/a			Marc Lamothe		97
2002-03	Marc Lamothe	10	Marc Lamothe	1		Marc Lamothe		414
2001-02	Martin Prusek	2	n/a			Martin Prusek		86
2000-01	Mike Fountain	5	Mike Fountain	1		Mike Fountain		208
1999-00	Jani Hurme	10	Jani Hurme	1		Jani Hurme		447
1998-99	n/a		n/a			n/a		
1997-98	n/a		n/a			Ian Gordon		53
1996-97	Pokey Reddick	2	n/a			Pokey Reddick		141

GRIFFINS ALL-TIME LEADERS - PLAYOFFS

GRIFFINS ALL-TIME TOP TEN

Save Percentage
(Min. 60 Minutes Played)

1.	Drew MacIntyre	0.940
2.	Mathieu Chouinard	0.935
3.	Marc Lamothe	0.926
4.	Jani Hurme	0.924
5.	Pokey Reddick	0.916
6.	Jared Coreau	0.915
	Petr Mrazek	0.915
8.	Tom McCollum	0.913
9.	Harri Sateri	0.911
10.	Jimmy Howard	0.899

GRIFFINS SINGLE-SEASON TOP TEN

Save Percentage
(Min. 60 Minutes Played)

1.	Jared Coreau	*0.949	2015-16
2.	Drew MacIntyre	0.940	2005-06
3.	Marc Lamothe	0.935	2002-03
	Mathieu Chouinard	0.935	2000-01
5.	Jimmy Howard	0.927	2006-07
6.	Jared Coreau	0.924	2017-18
	Jani Hurme	0.924	1999-00
8.	Tom McCollum	0.919	2015-16
9.	Tom McCollum	0.916	2014-15
	Petr Mrazek	0.916	2012-13
	Pokey Reddick	0.916	1996-97

GRIFFINS YEAR-BY-YEAR LEADERS

Save Percentage
(Min. 60 Minutes Played)

2018-19	Harri Sateri	0.911
2017-18	Jared Coreau	0.924
2016-17	Jared Coreau	0.909
2015-16	Jared Coreau	*0.949
2014-15	Tom McCollum	0.916
2013-14	Petr Mrazek	0.911
2012-13	Petr Mrazek	0.916
2011-12	n/a	
2010-11	n/a	
2009-10	n/a	
2008-09	Jimmy Howard	0.900
2007-08	n/a	
2006-07	Jimmy Howard	0.927
2005-06	Drew MacIntyre	0.940
2004-05	n/a	
2003-04	Marc Lamothe	0.890
2002-03	Marc Lamothe	0.935
2001-02	Martin Prusek	0.896
2000-01	Mathieu Chouinard	0.935
1999-00	Jani Hurme	0.924
1998-99	n/a	
1997-98	Patrick Lalime	0.892
1996-97	Pokey Reddick	0.916



GRIFFINS ALL-TIME AWARD WINNERS

AHL Calder Cup Champions

2016-17, 2012-13

AHL Western Conference Playoff Champions –

Robert W. Clarke Trophy

2016-17, 2012-13

AHL Regular Season Champions –

Macgregor Kilpatrick Trophy

2005-06

AHL Western Conference Regular Season Champions –

N.R. (Bud) Poile Trophy

2005-06

AHL Western Conference Regular Season Champions

2002-03

AHL Midwest Division Champions –

N.R. (Bud) Poile Trophy

2014-15, 2012-13

AHL North Division Champions – Sam Pollock Trophy

2005-06

AHL Central Division Champions – John Chick Trophy

2002-03

AHL West Division Champions – N.R. (Bud) Poile Trophy

2001-02

AHL Ticket Sales Department of the Year

2013-14, 2010-11

AHL Team Business Services Award for Community

Service – Western Conference

2012-13, 2008-09

AHL Team Business Services Award for Digital Media –

Western Conference

2017-18, 2014-15, 2013-14

AHL Team Business Services Award for Fan Experience –

Western Conference

2015-16, 2009-10

AHL Team Business Services Award for Overall Ticket

Sales – Western Conference

2014-15, 2008-09

AHL Team Business Services Award for Season Ticket

Sales Growth – Western Conference

2017-18

AHL Outstanding Executive –

James C. Hendy Memorial Award

2017-18 Tim Gortsema

AHL Playoff MVP – Jack A. Butterfield Trophy

2016-17 Tyler Bertuzzi

2012-13 Tomas Tatar

AHL Coach of the Year - Louis A.R. Pieri Memorial Award

2013-14 Jeff Blashill

2001-02 Bruce Cassidy

AHL Regular Season MVP – Les Cunningham Award

2005-06 Donald MacLean

AHL Outstanding Defenseman – Eddie Shore Award

2004-05 Niklas Kronwall

AHL Outstanding Goaltender - Aldege "Baz" Bastien

Memorial Award

2002-03 Marc Lamothe

2001-02 Martin Prusek

AHL Outstanding Team Goaltending - Harry "Hap"

Holmes Memorial Award

2002-03 Marc Lamothe, Joey MacDonald

2001-02 Martin Prusek, Simon Lajeunesse,

Mathieu Chouinard

AHL Top Goal Scorer – Willie Marshall Award

2014-15 Teemu Pulkkinen

2005-06 Donald MacLean (co-winner)

AHL Fred T. Hunt Memorial Award

(player who best exemplifies the qualities of sportsmanship, determination and dedication to hockey)

2014-15 Jeff Hoggan

2011-12 Chris Minard

AHL Outstanding Media Coverage –

James H. Ellery Memorial Award

2009-10 Bob Kaser - Radio

2007-08 Tim Doty (Fox 17) - TV

2002-03

Joe Conklin (Grand Rapids Press) -

Newspaper

2001-02

WOOD TV8 - TV

AHL Outstanding PR & Marketing Executive –

Ken McKenzie Award

2006-07

Randy Cleves

AHL All-Star Team

2015-16

D Robbie Russo (2nd Team)

2014-15

C Andy Miele (1st Team)

RW Teemu Pulkkinen (1st Team)

D Adam Almqvist (2nd Team)

2013-14

G Petr Mrazek (2nd Team)

RW Gustav Nyquist (1st Team)

2012-13

RW Darren Haydar (2nd Team)

2008-09

LW Donald MacLean (1st Team)

2005-06

D Bryan Helmer (2nd Team)

LW Jiri Hudler (2nd Team)

D Niklas Kronwall (1st Team)

2004-05

G Marc Lamothe (1st Team)

2002-03

RW Mark Mowers (2nd Team)

LW Michel Picard (2nd Team)

D John Gruden (1st Team)

G Martin Prusek (1st Team)

AHL All-Rookie Team

2017-18

D Filip Hronek

2015-16

D Robbie Russo

2013-14

RW Teemu Pulkkinen

D Ryan Sproul

2011-12

LW Gustav Nyquist

2010-11

D Brendan Smith

2008-09

C Justin Abdelkader

2005-06

G Jimmy Howard

AHL All-Star Classic Participants

2019

RW Chris Terry

2018

LW Matt Lorito

LW Matt Puempel

John Bernal (athletic trainer)

Brad Thompson (equipment manager)

Todd Nelson (coach, Central Division

All-Stars - W)

2017

C Matt Lorito

D Robbie Russo

2016

LW Jeff Hoggan (captain)

D Xavier Ouellet

2015

D Xavier Ouellet+

RW Teemu Pulkkinen*

John Bernal (athletic trainer)

Brad Thompson (equipment manager)

2014

Jeff Blashill (co-coach, AHL All-Stars - W)

D Alexey Marchenko

2013

D Chad Billins

G Petr Mrazek

RW Gustav Nyquist

2012

LW Gustav Nyquist

2011

C Ilari Filppula#

D Brendan Smith+

2010

C Patrick Rissmiller

2009

D Jakub Kindl*

G Daniel Larsson

2008

D Jonathan Ericsson

G Jimmy Howard

2007

D Derek Meech

C Kip Miller (captain)

2006

C Valtteri Filppula

LW Jiri Hudler*

2005

C Donald MacLean#

D Niklas Kronwall*

2004

G Joey MacDonald

LW Jiri Hudler

D Niklas Kronwall+

D Travis Richards (captain)*

C Nathan Robinson

Rob Snitzer (medical therapist)

Brad Thompson (equipment manager)

2003

G Marc Lamothe

RW Mark Mowers

2002

Bruce Cassidy (head coach,

PlanetUSA All-Stars)

Gene Reilly (assistant coach,

PlanetUSA All-Stars)



GRIFFINS ALL-TIME AWARD WINNERS

LW Chris Bala#
D John Gruden
C Kip Miller@
G Martin Prusek+
LW Petr Schastlivy+

AHL Player of the Month

Feb. 2012 Chris Minard

AHL Player of the Week

Feb. 18, 2018 Jared Coreau
Nov. 20, 2016 Matt Lorito
Feb. 28, 2016 Robbie Russo
Nov. 22, 2015 Tomas Jurco
March 1, 2015 Petr Mrazek
Feb. 1, 2015 Jared Coreau
Feb. 3, 2013 Petr Mrazek
Jan. 20, 2013 Joakim Andersson
Dec. 13, 2009 Francis Pare
Jan. 25, 2009 Jimmy Howard
Dec. 21, 2008 Francis Pare
Feb. 19, 2007 Matt Ellis
March 20, 2006 Jimmy Howard
Dec. 26, 2005 Clay Wilson
Nov. 21, 2005 Valteri Filppula
Oct. 17, 2005 Jiri Hudler
Feb. 16, 2004 Joey MacDonald
Dec. 22, 2003 Nathan Robinson
Nov. 18, 2002 Marc Lamothe
Jan. 14, 2002 Kip Miller
Nov. 19, 2001 Petr Schastlivy

AHL Goaltender of the Month

Feb. 2018 Jared Coreau
Dec. 2015 Jared Coreau
Dec. 2007 Jimmy Howard
March 2006 Jimmy Howard
Jan. 2002 Simon Lajeunesse

AHL Rookie of the Month

Oct. 2008 Justin Abdelkader
Feb. 2003 Tomas Kopecky

AHL Milestone of the Month

March 2006 Donald MacLean

AHL Man of the Year (Griffins Nominee)

2018-19 Chris Terry
2017-18 Tom McCollum
2016-17 Nathan Paetsch
2015-16 Tom McCollum
2014-15 Tom McCollum
2013-14 Tom McCollum
2012-13 Chad Billins
2011-12 Francis Pare
2010-11 Greg Amadio
2009-10 John Vigilante
2008-09 Jimmy Howard
2007-08 Jimmy Howard
2006-07 Derek Meech
2005-06 Bryan Helmer
2004-05 Joey MacDonald
2003-04 Travis Richards
2002-03 Marc Lamothe
2001-02 Jason Doig

INTERNATIONAL HOCKEY LEAGUE

IHL Eastern Conference Playoff Champions -

Frank Gallagher Trophy
1999-00

IHL Regular Season Champions - Fred A. Huber Trophy

2000-01

IHL Eastern Division/Conference Champions

2000-01, 1999-00

IHL Executive of the Year - Andy Mulligan Trophy

1996-97 Dan DeVos

IHL General Manager of the Year

1996-97 Bob McNamara

IHL Coach of the Year - Commissioner's Trophy

1999-00 Guy Charron

IHL Regular Season Scoring Champion -

Leo P. Lamoureux Trophy

2000-01 Derek King (co-winner)

IHL Eastern Conference PR Staff of the Year

2000-01 Randy Cleves, Justin Copertino

IHL All-Star Team

2000-01

LW Derek King (1st Team)
G Mike Fountain (2nd Team)
D Travis Richards (2nd Team)
LW Ivan Ciernik (Honorable Mention)
D Joel Kwiatkowski (Hon. Men.)
C Todd White (Hon. Men.)
1999-00
G Jani Hurme (2nd Team)
LW Derek King (Hon. Men.)
C Kevin Miller (Hon. Men.)
D Todd Nelson (Hon. Men.)
LW Michel Picard (Hon. Men.)
LW Petr Schastlivy (Hon. Men.)
1998-99
1997-98
1996-97
C Glen Metropolit (Hon. Men.)
LW Michel Picard (Hon. Men.)
LW Michel Picard (1st Team)
C Jeff Nelson (Hon. Men.)
G Pokey Reddick (Hon. Men.)

IHL All-Star Game Participants

2001

Bruce Cassidy (co-coach)
G Mike Fountain*
D Joel Kwiatkowski#
D Travis Richards@
C Todd White*
2000
D John Gruden*
G Jani Hurme#
C Kevin Miller*
LW Petr Schastlivy
C Robert Petrovicky
1999
RW Maxim Spiridonov
G Ian Gordon#
1998
D Kerry Huffman
LW Michel Picard#
1997
C Jeff Nelson
LW Michel Picard*
G Pokey Reddick*

IHL Player of the Month

Apr. 2001 Derek King
Apr. 2000 Slava Butsayev
Jan. 2000 Michel Picard
Nov. 1998 Robert Petrovicky
Nov. 1997 Michel Picard
Dec. 1996 Michel Picard

IHL Player of the Week

Apr. 2, 2001 Derek King
Mar. 19, 2001 Slava Butsayev
Feb. 19, 2001 Kip Miller
Jan. 2, 2001 Slava Butsayev
Dec. 11, 2000 Chris Neil
Apr. 5, 1999 Todd Hlushko
Nov. 30, 1998 Maxim Spiridonov
Dec. 30, 1996 Michel Picard

IHL Goaltender of the Month

Apr. 2001 Mike Fountain

IHL Goaltender of the Week

Apr. 9, 2001 Mike Fountain
Jan. 2, 2001 Mike Fountain
Nov. 13, 2000 Mike Fountain
Feb. 21, 2000 Jani Hurme
Dec. 27, 1999 Mike Fountain
Dec. 13, 1999 Jani Hurme
Nov. 22, 1999 Jani Hurme
Nov. 1, 1999 Jani Hurme
Oct. 11, 1999 Mike Fountain
Oct. 12, 1998 Ian Gordon
Nov. 3, 1997 Ian Gordon
Jan. 20, 1997 Pokey Reddick
Oct. 28, 1996 Pokey Reddick
Oct. 7, 1996 Pokey Reddick

IHL Defenseman of the Month

Mar. 2001 Travis Richards

IHL Defenseman of the Week

Dec. 11, 2000 Dave Van Drunen
Oct. 9, 2000 Joel Bouchard



GRIFFINS ALL-TIME AWARD WINNERS

IHL Rookie of the Month

Nov. 1999 Petr Schastlivy

IHL Rookie of the Week

Jan. 29, 2001 Mathieu Chouinard

Jan. 17, 2001 Mathieu Chouinard

Apr. 3, 2000 Petr Schastlivy

Dec. 27, 1999 Petr Schastlivy

Nov. 22, 1999 Petr Schastlivy

IHL Plus/Minus Player of the Year

2000-01 Ivan Ciernik

1999-00 Todd Nelson

IHL Plus/Minus Player of the Month

Apr. 2001 Derek King

Dec. 2000 Ivan Ciernik

Mar. 2000 Todd Nelson

Feb. 2000 Karel Rachunek/Travis Richards

Nov. 1999 Darren Rumble

IHL Plus/Minus Player of the Week

Apr. 2, 2001 Slava Butsayev

Mar. 12, 2001 Slava Butsayev/Travis Richards

Feb. 19, 2001 Kip Miller

Jan. 2, 2001 Derek King

Dec. 11, 2000 Sean Berens

Oct. 16, 2000 Todd White

Apr. 17, 2000 Slava Butsayev

Apr. 10, 2000 Derek King

Mar. 13, 2000 Todd Nelson

Feb. 14, 2000 Karel Rachunek

Nov. 15, 1999 Philippe Plante

Nov. 1, 1999 Karel Rachunek

*Starter

#Replacement

@Selected to start, did not play

+Selected to team, did not play

GRIFFINS ORGANIZATION

Grand Rapids Griffins Founders "Overtime" Award

2016 Bob Kaser
2015 Lisa Vedder
2013 Randy Cleves
2011 Timothy B. Gortsema

DP Fox Sports Employee of the Year

2018 Chad Ervin
2017 Marissa Malson
2016 Steve Ritsema
2015 Phil Cronin
2014 Mike Myeno
2013 Matt Batchelder
2012 Bill Hook
2011 Kevin Curnow
2010 Valisa Maki
2009 Rich Meyers
2008 John Hoffa
2007 Brad Thompson
2006 Sean Wright
2005 Matt Batchelder
2004 Terry Marshall
2003 Kyle Janssens
2002 John VanderHaagen
2001 Tom Sullivan
2000 Randy Cleves
1999 Dave Berkhof
1998 Lisa Vedder
1997 Tim Kastelic
1996 Lourie Boike
1995 Cindy DeMots

GRAND RAPIDS SPORTS HALL OF FAME INDUCTEES

2016 Travis Richards
2014 Mike Knuble
2011 Dan DeVos (Outstanding Team Award given to DeVos Family)

AMERICAN HOCKEY LEAGUE HALL OF FAME INDUCTEE

2017 Bryan Helmer

U.S. HOCKEY HALL OF FAME INDUCTEE

2011 Chris Chelios

HOCKEY HALL OF FAME INDUCTEE

2013 Chris Chelios



2019-20 SEASON

GRIFFINS IN THE NHL

Goalie	NHL Seasons (Span)	Cups	GP	REGULAR SEASON						PLAYOFFS						Grad. #	NHL Debut/Return
				MIN	GAA	W	L	O/T	SO	GP	MIN	GAA	W	L	SO		
Berkhoel, Adam	1 (2005-06)		9	473	3.81	2	4	1	0								
Chouinard, Mathieu*	1 (2003-04)		1	3	0.00	0	0	0	0							69	2/29/04 LA at ANA
Conklin, Ty	10 (2001-12)		215	11527	2.69	96	67	23	17	2	25	2.38	0	1	0	124	3/21/12 DET at NYR
Coreau, Jani*	2 (2016-18)		21	1092	3.74	5	9	4	2							158	12/3/16 DET at PIT
Fountain, Mike	4 (1996-01)		11	483	3.48	2	6	0	1							19	12/3/99 OTT at NJ
Gustavsson, Jonas (cs)	8 (2009-17)		179	9721	2.88	72	67	23	7	2	133	2.72	0	2	0	130	2/19/13 DET at NSH
Heeter, Cal	1 (2013-14)		1	64	4.69	0	0	1	0								
Howard, Jimmy*	13 (2005-19)		516	29383	2.55	244	173	68	24	48	2864	2.58	21	26	3	74	11/28/05 DET at LA
Hurme, Jani*	4 (1999-03)		76	4041	2.61	29	25	11	6							26	4/9/00 OTT vs. TB
Joseph, Curtis (cs)	19 (1989-09)		943	54055	2.79	454	352	96	51	133	8106	2.42	63	66	16	59	10/30/03 DET at NSH
Kochan, Dieter*	4 (1999-03)		21	849	3.96	1	11	1	0							25	3/28/00 TB vs. DAL
Lacher, Blaine	2 (1994-96)		47	2636	2.80	22	16	4	4	5	283	2.54	1	4	0		
Lajeunesse, Simon*	1 (2001-02)		1	24	0.00	0	0	0	0							44	3/7/02 OTT at SJ
Lalime, Patrick	12 (1996-11)		444	25241	2.58	200	174	48	35	41	2549	1.77	21	20	5	12	10/2/99 OTT at PHI
Lamothe, Marc	2 (1999-04)		4	241	3.24	2	1	1	0							67	2/23/04 DET at EDM
Legace, Manny (cs)	11 (1998-10)	1	365	20140	2.41	187	99	41	23	11	638	2.54	4	6	0	77	1/5/06 DET vs. STL
Little, Neil*	2 (2001-04)		2	93	3.87	0	2	0	0							47	3/28/02 PHI at CAR
MacDonald, Joey*	8 (2006-14)		133	7331	3.00	44	61	15	2							81	10/19/06 DET at SJ
MacIntyre, Drew*	3 (2007-14)		6	199	2.41	0	2	0	0							88	12/13/07 VAN at SJ
McCollum, Tom*	2 (2010-15)		3	81	2.98	1	0	0	0							117	3/30/11 DET vs. STL
Moss, Tyler*	4 (1997-03)		30	1496	3.25	6	16	1	0							3	10/28/97 CGY vs. PIT
Mrazek, Petr*	7 (2012-19)		223	12454	2.61	101	78	26	18	22	1266	2.37	9	11	5	129	2/7/13 DET at STL
Osgood, Chris (cs)	17 (1993-11)	3	744	42564	2.49	401	216	95	50	129	7651	2.09	74	49	15	72	10/29/05 DET at CHI
Pasquale, Eddie*	1 (2018-19)		3	182	3.96	2	1	0	0							174	12/4/18 TB at DET
Prusek, Martin*	4 (2001-06)		57	2898	2.36	31	12	4	3	1	40	1.50	0	0	0	45	3/23/02 OTT vs. ATL
Reddick, Pokey	6 (1986-94)	1	132	7162	3.71	46	58	16	0	4	168	3.57	0	2	0		
Rudkowsky, Cody	1 (2002-03)		1	30	0.00	1	0	0	0								
Sateri, Harri	1 (2017-18)		9	493	2.92	4	4	0	0								

Player	NHL Seasons (Span)	Cups	REGULAR SEASON						PLAYOFFS						Graduate #	NHL Debut/Return
			GP	G	A	PTS	PIM	GP	G	A	PTS	PIM				
Abdelkader, Justin	12 (2007-19)		690	106	143	249	583	64	6	7	13	140	101	1/31/09 DET at WSH		
Adams, Bryan	2 (1999-01)		11	0	1	1	2									
Adams, Kevyn*	10 (1997-08)	1	540	59	77	136	317	67	2	2	4	39	2	10/1/97 TOR vs. WSH		
Afanasenkov, Dmitry	5 (2000-07)	1	227	27	27	54	52	28	1	3	4	8	43	2/6/02 TB at FLA		
Aldridge, Keith	1 (1999-00)		4	0	0	0	0									
Allen, Conor	2 (2013-15)		7	0	0	0	4									
Almqvist, Adam*	1 (2013-14)		2	1	0	1	0						135	11/4/13 DET at WPG		
Andersson, Joakim*	5 (2011-16)		205	15	21	36	48	27	2	6	8	14	123	12/27/11 DET vs. STL		
Armstrong, Bill	1 (1990-91)		1	0	1	1	0									
Athanasiou, Andreas*	4 (2015-19)		248	73	57	130	87	5	1	0	1	0	151	11/8/15 DET vs. DAL		
Avery, Sean	10 (2001-12)		180	90	157	247	1533	28	5	10	15	69	51	10/29/02 DET vs. SJ		
Bala, Chris*	1 (2001-02)		6	0	1	1	0						46	3/27/02 OTT at NYI		
Barnes, Ryan*	1 (2003-04)		2	0	0	0	0						65	12/15/03 DET vs. FLA		
Barney, Scott	3 (2002-06)		27	5	6	11	4									
Batyrshin, Ruslan	1 (1995-96)		2	0	0	0	6									
Bertuzzi, Tyler*	3 (2016-19)		128	28	43	71	75						157	11/8/16 DET at PHI		
Bicanek, Radim	7 (1994-02)		122	1	11	12	62	7	0	0	0	8	8	2/1/99 OTT at VAN		
Billins, Chad*	1 (2013-14)		10	0	3	3	0						136	11/5/13 CGY at MIN		
Black, James	11 (1989-01)		352	58	57	115	84	13	2	1	3	4				
Boileau, Patrick	5 (1996-04)		48	5	11	16	26						54	12/19/02 DET vs. DAL		
Boivin, Claude	4 (1991-95)		132	12	19	31	364									
Bonni, Ryan	1 (1999-00)		3	0	0	0	0									
Bootland, Darryl*	3 (2003-08)		32	1	2	3	85						60	11/8/03 DET vs. NSH		
Bouchard, Joel	11 (1994-06)		364	22	53	75	264						32	11/29/00 PHX at COL		
Brimanis, Aris	7 (1993-04)		113	2	12	14	57						24	2/13/00 NYI at NYR		
Brookbank, Sheldon*	8 (2006-14)	1	351	7	37	44	473	25	0	2	2	32	85	2/6/07 NSH at PIT		
Brookbank, Wade*	5 (2003-09)		127	6	3	9	345						56	10/9/03 NSH vs. ANA		
Brunstrom, Fabian	3 (2008-12)		104	19	22	41	22						119	11/5/11 DET vs. ANA		
Butsayev, Slava	6 (1992-00)		132	17	26	43	133						23	1/28/00 OTT at BUF		
Callahan, Mitch*	2 (2013-17)		5	0	0	0	0						144	3/25/14 DET at CBJ		
Camper, Carter	1 (2011-12)		3	1	0	1	0									
Carey, Matt	1 (2013-14)		2	1	0	1	2									
Chelios, Chris (cs)	26 (1983-10)	3	1651	185	763	948	2891	266	31	113	144	423	99	12/13/08 DET at PHX		
Chelios, Jake*	1 (2018-19)		5	0	0	0	2						179	3/29/19 DET vs. NJ		
Cholowski, Dennis*	1 (2018-19)		52	7	9	16	16						169	10/4/18 DET vs. CBJ		
Ciernik, Ivan	5 (1997-04)		89	12	14	26	32	2	0	1	1	6	34	1/23/01 OTT at NYI		
Cleary, Daniel	17 (1997-15)	1	938	165	222	387	492	121	24	28	52	76				
Colaiacono, Carlo (cs)	13 (2002-16)		470	34	123	157	231	20	0	4	4	20	131	4/1/13 DET vs. COL		
Cole, Danton	7 (1989-96)	1	318	58	60	118	125	1	0	0	0	0				
Collins, Rob*	1 (2005-06)		8	1	1	2	0						76	12/17/05 NYI vs. COL		
Conner, Chris	9 (2006-15)		180	22	28	50	38	9	1	0	1	0	122	12/2/11 DET at BUF		
Corazzini, Carl	2 (2003-07)		19	2	1	3	2									
Cornforth, Mark	1 (1995-96)		6	0	0	0	4									
Crisuolo, Kyle*	1 (2017-18)		9	0	0	0	4						166	11/17/17 BUF at DET		
Crowley, Mike	3 (1997-01)		67	5	15	20	44						33	12/8/00 ANA at MIN		
Cullen, Mark	3 (2005-12)		38	7	10	17	2						121	11/29/11 FLA at CAR		



2019-20 SEASON

GRIFFINS IN THE NHL

REGULAR SEASON

PLAYOFFS

Player	NHL Seasons (Span)	Cups	GP	G	A	PTS	PIM	GP	G	A	PTS	PIM	Graduate #	NHL Debut/Return
Dahlman, Toni*	2 (2001-03)		22	1	1	2	0						39	1/3/02 OTT vs. WSH
DeKeyser, Danny	7 (2012-19)		433	29	90	119	218	19	1	1	2	22	132	10/2/13 DET vs. BUF
Delmore, Andy	7 (1998-06)		283	43	58	101	105	20	6	2	8	16		
Demitra, Pavol	16 (1993-10)		847	304	464	768	284	94	23	36	59	34	1	3/17/97 STL at PHX
Dobbin, Brian	5 (1986-92)		63	7	8	15	61	2	0	0	0	17		
Doig, Jason	7 (1995-04)		158	6	18	24	285	6	0	1	1	6	52	12/3/02 WSH at PIT
Downey, Aaron	9 (1999-09)	1	243	8	10	18	494	5	0	0	0	8	100	1/29/09 DET vs. DAL
Eaton, Mark	13 (1999-13)	1	650	24	61	85	242	68	4	9	13	24	71	10/5/05 NSH vs. SJ
Eaves, Patrick	14 (2005-19)		633	132	110	242	210	83	11	12	23	45	137	12/14/13 DET vs. PIT
Ehn, Christoffer	1 (2018-19)		60	3	6	9	6						173	11/6/18 DET vs. VAN
Elkins, Corey	1 (2009-10)		3	1	0	1	0							
Ellis, Matt*	9 (2006-15)		356	21	28	49	89	4	1	0	1	0	83	12/18/06 DET at CBJ
Elson, Turner	1 (2015-16)		1	0	1	1	0							
Emmert, Cory*	4 (2010-14)		139	12	9	21	22	18	1	1	2	6	115	1/22/11 DET vs. CHI
Emmons, John*	3 (1999-02)		85	2	4	6	64						22	1/6/00 OTT vs. PHX
Ericsson, Jonathan*	12 (2007-19)		662	27	98	125	531	76	5	16	21	55	90	2/22/08 DET at CGY
Evans, Brennan	1 (2003-04)							2	0	0	0	0		
Exelby, Garnet	7 (2002-10)		408	7	43	50	584	4	0	0	0	6		
Ference, Brad	6 (1999-07)		250	4	30	34	565							
Ferraro, Landon*	4 (2013-18)		77	7	5	12	29	7	0	0	0	2	142	3/18/14 DET vs. TOR
Filipula, Valtteri*	14 (2005-19)	1	948	185	309	494	310	166	25	61	86	38	75	12/15/05 DET at FLA
Frk, Martin*	3 (2016-19)		100	12	19	31	18						156	10/18/16 CAR at EDM
Gagnon, Aaron*	4 (2009-13)		38	3	2	5	2						103	10/16/09 DAL vs. BOS
Gagnon, Sean	3 (1997-01)		12	0	1	1	34						31	11/26/00 OTT at NYR
Giroux, Alexandre*	6 (2005-12)		48	6	6	12	26						80	3/25/06 NYR at TB
Glendening, Luke*	6 (2013-19)		440	45	57	102	160	17	3	2	5	8	133	10/12/13 DET vs. PHI
Goldmann, Erich*	1 (1999-00)		1	0	0	0	0						16	11/11/99 OTT vs. NSH
Gove, David*	2 (2005-07)		2	0	1	1	0						78	1/31/06 CAR at MTL
Grant, Triston	2 (2006-10)		11	0	1	1	19							
Greig, Mark	9 (1990-03)		125	13	27	40	90	5	0	1	1	0	7	1/7/99 PHI vs. NYI
Gruden, John	6 (1993-04)		92	1	8	9	46	3	0	1	1	0	18	11/30/99 OTT vs. CHI
Hachborn, Len	3 (1983-86)		102	20	39	59	29	7	0	3	3	7		
Hankinson, Ben	3 (1992-95)		43	3	3	6	45	2	1	0	1	4		
Hartigan, Mark	6 (2001-08)	1	102	19	11	30	58	5	0	1	1	4	87	11/29/07 DET vs. TB
Haydar, Darren	4 (2002-10)		23	1	7	8	2						109	2/10/10 COL vs. ATL
Helm, Darren*	12 (2007-19)	1	629	100	127	227	191	82	11	10	21	28	92	3/13/08 DET vs. DAL
Helmer, Bryan	7 (1998-09)		146	8	18	26	135	6	0	0	0	0	98	11/28/08 WSH vs. MTL
Hicketts, Joe*	2 (2017-19)		16	0	3	3	2						168	1/22/18 DET at NJ
Hlushko, Todd	6 (1993-99)		79	8	13	21	84	3	0	0	0	2	11	4/25/99 PIT vs. NJ
Hnidy, Shane*	10 (2000-11)		550	16	55	71	633	40	4	2	6	34	27	10/5/00 OTT at BOS
Hocking, Justin	1 (1993-94)		1	0	0	0	0							
Hoggan, Jeff	5 (2005-10)		107	2	9	11	76							
Hronek, Filip*	1 (2018-19)		46	5	18	23	30						171	10/4/18 DET vs. CBJ
Hudler, Jiri	12 (2003-17)	1	708	164	264	428	243	83	16	26	42	40	58	10/29/03 DET vs. STL
Huffman, Kerry	10 (1986-96)		401	37	108	145	361	11	0	0	0	2		
Hull, Jody (cs)	16 (1988-04)		831	124	137	261	156	69	4	5	9	14	42	2/4/02 OTT at TB
Hussey, Matt	3 (2003-07)		21	2	2	4	2						84	1/26/07 DET at STL
Janik, Doug	9 (2002-12)		190	3	16	19	154	6	1	0	1	2	105	11/3/09 DET vs. BOS
Janmark, Mattias*	3 (2015-19)		235	40	48	88	64	19	3	5	8	10	148	10/8/15 DAL vs. PIT
Jarnkrok, Calle*	6 (2013-19)		395	66	83	149	85	54	2	11	13	8	143	3/21/14 NSH at CGY
Jensen, Nick*	3 (2016-19)		210	6	42	48	60	7	0	0	0	2	159	12/20/16 DET at TB
Johansson, Jonas	1 (2005-06)		1	0	0	0	2							
Jurco, Tomas*	5 (2013-18)		201	22	28	50	60	10	1	1	2	2	138	12/15/13 DET vs. TB
Kaminsky, Yan	2 (1993-95)		26	3	2	5	4	2	0	0	0	4		
Keller, Ryan*	1 (2009-10)		6	0	0	0	0						106	11/25/09 OTT at NJ
Kelly, Chris*	14 (2003-18)	1	845	123	168	291	417	92	12	20	32	37	66	2/5/04 OTT vs. TOR
Kindl, Jakub*	8 (2009-17)		331	16	58	74	181	20	1	4	5	12	107	12/3/09 DET vs. EDM
King, Derek	14 (1986-00)		830	261	351	612	417	47	4	17	21	24		
Knuble, Mike	16 (1996-13)	1	1068	278	270	548	641	65	14	16	30	38	127	1/26/13 PHI at FLA
Kolanos, Krys	6 (2001-12)		149	20	22	42	94	2	0	0	0	6	96	11/4/08 MIN at SJ
Kopecky, Tomas*	10 (2005-15)	2	578	68	106	174	307	37	5	3	8	25	79	2/28/06 DET at SJ
Kordic, Dan	6 (1991-99)		197	4	8	12	584	12	1	0	1	22		
Kronwall, Niklas*	15 (2003-19)	1	953	83	349	432	564	109	5	42	47	89	64	12/10/03 DET at BUF
Kruppke, Gord	3 (1990-94)		23	0	0	0	32							
Kwiatkowski, Joel*	7 (2000-08)		282	16	29	45	245	6	0	0	0	2	36	2/19/01 OTT at BUF
Langfeld, Josh*	6 (2001-08)		143	9	23	32	60	1	0	0	0	0	48	3/30/02 OTT vs. TB
Larkin, Dylan*	4 (2015-19)		318	88	125	213	207	5	1	0	1	18	149	10/9/15 DET vs. TOR
Lashoff, Brian*	6 (2012-19)		127	2	12	14	59	8	0	0	0	0	126	1/21/13 DET at CBJ
Lavigne, Eric	1 (1994-95)		1	0	0	0	0							
Lebeda, Brett*	7 (2005-12)	1	397	20	56	76	229	62	0	10	10	40	70	10/5/05 DET vs. STL
Leino, Ville*	6 (2008-14)		286	40	79	119	70	37	10	18	28	6	102	1/31/09 DET at WSH
Leroux, Francois	10 (1988-98)		249	3	20	23	577	33	1	3	4	34		
Lilja, Andreas (cs)	12 (2000-13)	1	580	16	71	87	563	66	1	2	3	58	110	3/1/10 DET at COL
Lindberg, Chris	3 (1991-94)		116	17	25	42	47	2	0	1	1	2		
Linden, Jamie	1 (1994-95)		4	0	0	0	17							
Lorito, Matt*	1 (2016-17)		2	0	1	1	0						165	4/8/17 DET vs. MTL
MacLean, Donald	6 (1997-07)		41	8	5	13	6	3	0	0	0	0	28	10/14/00 TOR vs. OTT

GRIFFINS IN THE NHL

Player	NHL Seasons (Span)	REGULAR SEASON					PLAYOFFS					Graduate #	NHL Debut/Return
		Cups	GP	G	A	PTS	PIM	GP	G	A	PTS	PIM	
Manlow, Eric	4 (2000-04)		37	2	4	6	8						
Mantha, Anthony*	4 (2015-19)		217	68	67	135	137						154 3/15/16 DET at PHI
Marchenko, Alexey*	4 (2013-17)		121	4	17	21	26	6	0	0	0	10	140 1/4/14 DET at DAL
Martins, Steve	10 (1995-06)		267	21	25	46	142	5	0	1	1	0	40 1/11/02 OTT at FLA
May, Brad	18 (1991-10)	1	1041	127	161	288	2248	88	4	9	13	112	
McBain, Jason	2 (1995-97)		9	0	0	0	0						
McCarthy, Darren	15 (1993-09)	4	758	127	161	288	1477	174	23	26	49	228	95 3/28/08 DET vs. STL
McDonnell, Kent	2 (2002-04)		32	1	2	3	36						
McIlrath, Dylan	5 (2013-19)		50	3	2	5	98	1	0	0	0	0	178 3/25/19 DET at SJ
McIntyre, David	1 (2011-12)		7	1	1	2	2						
McSorley, Marty	17 (1983-00)	2	961	108	251	359	3381	115	10	19	29	374	
McSween, Don	5 (1987-96)		47	3	10	13	55						
Meech, Derek*	6 (2006-13)	1	144	4	13	17	45	2	0	0	0	0	82 12/7/06 DET vs. STL
Megan, Wade	3 (2016-19)		15	1	1	2	2						172 1/1/18 DET vs. NJ
Metropolit, Glen*	8 (1999-10)		407	57	102	159	148	30	1	4	5	12	13 10/2/99 WSH at FLA
Miele, Andy	3 (2011-14)		15	0	2	2	11						
Millar, Craig	5 (1996-01)		114	8	14	22	73						
Miller, Drew	11 (2006-17)	1	571	62	60	122	136	60	6	7	13	18	160 2/28/17 DET at VAN
Miller, Kelly	15 (1984-99)		1057	181	282	463	512	119	20	34	54	65	
Miller, Kevin	13 (1988-04)		620	150	185	335	429	61	7	10	17	49	14 10/31/99 OTT at ATL
Miller, Kip	12 (1990-04)		449	74	165	239	105	25	6	11	17	23	41 1/17/02 NYI at SJ
Minard, Chris	3 (2007-10)		40	2	4	6	14						
Mowers, Mark	7 (1998-08)		278	18	44	62	70	3	0	0	0	0	61 11/19/03 DET vs. CBJ
Mueller, Chris*	5 (2010-15)		53	3	7	10	8	4	0	0	0	2	113 12/28/10 NSH vs. DAL
Mursak, Jan*	3 (2010-13)		46	2	2	4	8						112 12/27/10 DET at COL
Myrvold, Anders	4 (1995-04)		33	0	5	5	12						68 2/26/04 DET at CGY
Neil, Chris*	15 (2001-17)		1026	112	138	250	2522	95	9	10	19	204	38 10/3/01 OTT at TOR
Nelson, Jeff	3 (1994-99)		52	3	8	11	20	3	0	0	0	4	5 10/10/98 NSH vs. FLA
Nelson, Todd	2 (1991-94)		3	1	0	1	2	4	0	0	0	0	
Nestrasil, Andrej*	3 (2014-17)		128	17	31	48	18						146 10/9/14 DET vs. BOS
Nesbury, Kris	8 (2006-14)		76	4	6	10	139	3	0	0	0	2	108 12/14/09 DET vs. PHX
Norton, Brad	5 (2001-07)		124	3	8	11	287						
Nosek, Tomas*	4 (2015-19)		152	16	17	33	36	24	4	2	6	22	152 12/26/15 DET at NSH
Nylander, Michael	15 (1992-09)		920	209	470	679	468	47	12	22	34	14	
Nyquist, Gustav*	8 (2011-19)		500	131	175	306	128	55	5	14	19	10	118 11/1/11 DET vs. MIN
Oliver, David	9 (1994-06)		233	49	49	98	84	10	0	0	0	2	29 11/4/00 OTT vs. CBJ
Ouellet, Xavier*	6 (2013-19)		160	5	21	26	76	1	0	0	0	0	134 10/21/13 DET vs. SJ
Paetsch, Nathan	5 (2005-10)		167	7	35	42	114	1	0	0	0	0	
Parse, Scott*	3 (2009-12)	1	73	14	16	30	36	6	0	0	0	0	104 10/24/09 LA at PHX
Patterson, Ed	3 (1993-97)		68	3	3	6	56						
Peterson, Brent	3 (1996-99)		56	9	1	10	6						
Petrovicky, Robert	8 (1992-01)		208	27	38	65	118	2	0	0	0	0	9 2/15/99 TB at NYI
Picard, Michel	9 (1990-01)		166	28	42	70	103	5	0	0	0	2	4 1/6/98 STL at SJ
Porter, Kevin	8 (2008-17)	1	249	29	29	58	60	4	0	0	0	0	150 10/10/15 PIT at ARI
Puempel, Matt	4 (2014-19)		87	11	5	16	30						177 3/23/19 DET at VGK
Pulkkinen, Teemu*	4 (2013-17)		83	13	9	22	32						141 3/14/14 DET vs. EDM
Quincey, Kyle*	13 (2005-18)		586	36	122	158	548	56	0	9	9	40	73 11/25/05 DET at ANA
Quine, Alan*	4 (2015-19)		97	9	18	27	18	10	1	4	5	2	155 4/9/16 NYI vs. PHI
Rachunek, Karel*	7 (1999-08)		371	22	118	140	227	26	1	7	8	16	15 10/31/99 OTT at ATL
Rasmussen, Michael (cs)	1 (2018-19)		62	8	10	18	29						175 2/7/19 DET vs. VGK
Rechlicz, Joel	3 (2008-12)		26	0	1	1	105						
Renouf, Dan*	1 (2016-17)		1	0	0	0	0						162 3/27/17 DET at CAR
Richards, Travis	2 (1994-96)		3	0	0	0	2						
Rissmiller, Pat	6 (2003-11)		192	18	28	46	60	30	3	4	7	10	116 2/23/11 ATL at BUF
Ritola, Mattias*	4 (2007-12)		43	4	5	9	17	2	0	0	0	0	93 3/15/08 DET vs. NSH
Rivers, Jamie	11 (1995-07)		454	17	49	66	385	15	1	1	2	8	30 11/12/00 OTT at CAR
Roberts, Dave	5 (1993-98)		125	20	33	53	85	9	0	0	0	16	
Robinson, Nathan*	2 (2003-06)		7	0	0	0	2						62 11/28/03 DET vs. NYI
Roest, Stacy	5 (1998-03)		244	28	48	76	54	3	0	0	0	0	55 2/20/03 DET vs. EDM
Royer, Gaetan*	1 (2001-02)		3	0	0	0	2						49 4/1/02 TB vs. NYR
Rumble, Darren	8 (1990-04)	1	193	10	26	36	216						35 2/6/01 STL at COL
Russo, Robbie*	1 (2016-17)		19	0	0	0	2						161 3/7/17 DET at TOR
Samuelsson, Mikael	13 (2000-14)	1	699	149	197	346	370	104	23	37	60	62	
Sarault, Yves	8 (1994-02)		106	10	10	20	51	5	0	0	0	2	17 11/20/99 OTT at NJ
Schastiviy, Petr*	5 (1999-04)		129	18	22	40	30	1	0	0	0	0	21 1/3/00 OTT vs. NJ
Shanranov, Konstantin	1 (1996-97)		5	2	1	3	0						
Shannon, Darrin	10 (1988-98)		506	87	163	250	344	45	7	10	17	38	
Sheahan, Riley*	8 (2011-19)		447	58	91	149	77	29	3	4	7	8	125 4/7/12 DET vs. CHI
Shevalier, Jeff	3 (1994-00)		32	5	9	14	8						
Simon, Ben	4 (2001-06)		81	3	1	4	47						
Skinner, Brett	1 (2008-09)		11	0	0	0	4						
Sloan, Blake	6 (1998-04)	1	290	11	32	43	162	35	0	2	2	20	63 12/4/03 DAL at LA
Smith, Brendan*	8 (2011-19)		416	21	71	92	450	39	2	8	10	44	120 11/17/11 DET at SJ
Smith, Dan	3 (1998-06)		22	0	0	0	16						
Spezza, Jason*	16 (2002-19)		1065	332	583	915	554	80	25	45	70	28	50 10/24/02 OTT at BOS



GRIFFINS IN THE NHL

Player	NHL Seasons (Span)	Cups	REGULAR SEASON					PLAYOFFS					Graduate #	NHL Debut/Return
			GP	G	A	PTS	PIM	GP	G	A	PTS	PIM		
Sproul, Ryan*	3 (2013-18)		44	2	10	12	12						145	4/13/14 DET at STL
Stafford, Garrett*	3 (2007-11)		7	0	2	2	0						91	2/23/08 DET at VAN
Street, Ben	6 (2012-19)		56	3	5	8	10						163	3/28/17 DET at CAR
Sulak, Libor*	1 (2018-19)		6	0	0	0	6						170	10/4/18 DET vs. CBJ
Sullivan, Brian	1 (1992-93)		2	0	1	1	0							
Svechnikov, Evgeny*	2 (2016-18)		16	2	2	4	8						164	4/3/17 DET vs. OTT
Syvret, Danny	5 (2005-11)		59	3	4	7	30	10	0	0	0	0	86	2/27/07 EDM vs. PHX
Tangradi, Eric	8 (2009-16)		144	5	10	15	86	3	0	1	1	0	153	1/25/16 DET at NYI
Tardif, Jamie*	1 (2012-13)		2	0	0	0	0						128	2/2/13 BOS at TOR
Tatar, Tomas*	8 (2010-19)		507	144	142	286	180	25	4	5	9	14	114	12/31/10 DET vs. NYI
Terry, Chris	5 (2012-17)		152	22	16	38	34							
Tollefsen, Ole-Kristian	5 (2005-10)		163	4	8	12	296							
Tootoo, Jordin	13 (2003-17)		723	65	96	161	1010	42	3	7	10	65	139	12/19/13 DET vs. CGY
Traverse, Patrick	7 (1995-06)		279	14	51	65	113	6	0	0	0	2	6	10/10/98 OTT at COL
Turgeon, Dominic*	2 (2017-19)		9	0	0	0	2						167	1/14/18 DET at CHI
Ulmer, Jeff	1 (2000-01)		21	3	0	3	8							
Van Drunen, Dave*	1 (1999-00)		1	0	0	0	0						20	12/13/99 OTT at TOR
Vandermeer, Peter*	1 (2007-08)		2	0	0	0	0						89	2/10/08 PHX vs. NSH
Vasilevski, Alex	2 (1995-97)		4	0	0	0	2							
Vasilyev, Andrei	4 (1994-99)		16	2	5	7	6						10	3/5/99 PHX vs. DET
Vauclair, Julien*	1 (2003-04)		1	0	0	0	2						57	10/25/03 OTT at MTL
Virtue, Terry	2 (1998-00)		5	0	0	0	0							
Watt, Mike	5 (1997-03)		157	15	26	41	41							
Weiss, Stephen (cs)	13 (2001-15)		732	156	267	423	341	9	3	2	5	6	147	11/24/14 DET vs. OTT
White, Todd	13 (1997-11)		653	141	240	381	228	43	8	3	11	16	37	2/19/01 OTT at BUF
Williams, Jason	11 (2000-12)	1	455	94	133	227	157	27	1	2	3	12	53	12/5/02 DET at PHX
Williams, Jeremy	5 (2005-11)		32	9	2	11	6						111	10/24/10 NYR vs. NJ
Wilson, Clay*	5 (2007-12)		36	4	4	8	12						94	3/25/08 CBJ at NSH
Wilson, Landon	10 (1995-09)		375	53	66	119	352	13	1	1	2	20	97	11/22/08 DAL vs. ANA
Zadina, Filip*	1 (2018-19)		9	1	2	3	0						176	2/24/19 DET vs. SJ
Coach	NHL Seasons (Span)	Cups	REGULAR SEASON					PLAYOFFS					Graduate #	NHL Debut/Return
			GP	G	A	PTS	PIM	GP	G	A	PTS	PIM		
Allison, Dave	1 (1983-84)		3	0	0	0	12							
Cassidy, Bruce	6 (1983-90)		36	4	13	17	10	1	0	0	0	0		
Charron, Guy	12 (1969-81)		734	221	309	530	146							
Cichocki, Chris	4 (1985-89)		68	11	12	23	27							
Cole, Danton	7 (1989-96)	1	318	58	60	118	125	1	0	0	0	0		
Fraser, Curt	12 (1978-90)		704	193	240	433	1306	65	15	18	33	198		
King, Derek	14 (1986-00)		830	261	351	612	417	47	4	17	21	24		
Knuble, Mike	16 (1996-13)	1	1068	278	270	548	641	65	14	16	30	38	127	1/26/13 PHI at FLA
Miller, Kelly	15 (1984-99)		1057	181	282	463	512	119	20	34	54	65		
Nelson, Todd	2 (1991-94)		3	1	0	1	2	4	0	0	0	0		
Paek, Jim	5 (1990-95)	2	217	5	29	34	155	27	1	4	5	8		
Simon, Ben	4 (2001-06)		81	3	1	4	47							
Stothers, Mike	4 (1984-88)		30	0	2	2	65	5	0	0	0	11		
Tapper, Brad	3 (2000-03)		71	14	11	25	72							

Bold = Registered at least one NHL game after playing for the Griffins

Italics = Had name engraved on the Stanley Cup after playing for Grand Rapids

* = Made NHL debut after playing for the Griffins

(cs) = Joined the Griffins on a conditioning stint from his NHL club

By the Numbers:

* A Griffins alumnus has had his name engraved on the Stanley Cup in six of the last 12 years (2008-2011; 2013; 2016) and in eight of the last 15 seasons.

* Three Griffins head coaches - Guy Charron, Bruce Cassidy and Jeff Blashill - moved on to the NHL after winning Coach of the Year honors in Grand Rapids, while three assistant coaches eventually advanced to coaching positions in the NHL (Curtis Hunt, Kelly Miller and Todd Nelson).

* 15 former Griffins were on the playoff roster of the 2008 Stanley Cup champion Detroit Red Wings, nine of whom had their names engraved on the Cup: Niklas Kronwall, Jiri Hudler, Valtteri Filppula, Brett Lebda, Darren Helm, Tomas Kopecky, Darren McCarty, Derek Meech and Chris Osgood.

* 30 Griffins players have had their names engraved on the Stanley Cup at some point during their careers, including 16 who earned the honor after playing for Grand Rapids.

* All 31 NHL teams have had a former Griffin play for them at some point.

* 42 Griffins alumni logged ice time with 16 NHL teams during the 2018-19 season.

* 100 players have made their NHL debut after first playing for the Griffins, including 66 who made their debut during the same season they played in Grand Rapids.

* 179 Griffins players have gone on to play in the NHL, including 22 goalies and 157 skaters.



AMERICAN HOCKEY LEAGUE



One Monarch Place
Suite 2400
Springfield, MA 01144
theahl.com
(413) 781-2030

President and CEO
Executive Vice President, Business
Executive Vice President, Hockey Operations
Vice President, Marketing/Business Operations
Vice President, Communications
Vice President, Hockey Operations/Governance
Vice President, Team Business Services
Director, Finance and Administration
Manager, Marketing Services
Manager, Business Analytics
Manager, Digital and Social Media
Manager, Hockey Operations
Manager, Creative Services
Coordinator, Marketing Services
Executive Assistant, Hockey Administration

David Andrews
Chris Nikolis
Michael Murray
Sean Lavoine
Jason Chaimovitch
Melissa McNamara
Corey Williams
Drew Griffin
Sean Smith
Emily Vance
Hannah Bevis
Casey Litwack
Alex Zito
Rachel Bartosz
Alison Izzi

2019-20 ALIGNMENT WESTERN CONFERENCE

Central Division

Grand Rapids Griffins (DET)
Chicago Wolves (VGK)
Iowa Wild (MIN)
Manitoba Moose (WPG)
Milwaukee Admirals (NSH)
Rockford IceHogs (CHI)
San Antonio Rampage (STL)
Texas Stars (DAL)

Pacific Division

Bakersfield Condors (EDM)
Colorado Eagles (COL)
Ontario Reign (LA)
San Diego Gulls (ANA)
San Jose Barracuda (SJ)
Stockton Heat (CGY)
Tucson Roadrunners (ARI)

EASTERN CONFERENCE

Atlantic Division

Bridgeport Sound Tigers (NYI)
Charlotte Checkers (CAR)
Hartford Wolf Pack (NYR)
Hershey Bears (WSH)
Lehigh Valley Phantoms (PHI)
Providence Bruins (BOS)
Springfield Thunderbirds (FLA)
Wilkes-Barre/Scranton Penguins (PIT)

North Division

Belleville Senators (OTT)
Binghamton Devils (NJ)
Cleveland Monsters (CBJ)
Laval Rocket (MTL)
Rochester Americans (BUF)
Syracuse Crunch (TB)
Toronto Marlies (TOR)
Utica Comets (VAN)

2019-20 CALDER CUP PLAYOFF FORMAT

The top four teams in each division ranked by points percentage (points earned divided by points available) will qualify for the 2020 Calder Cup Playoffs.

1. Division Semifinals – Best of Five – Within each division, the first-place team plays the fourth-place team, while the second-place team faces the third-place team.
2. Division Finals – Best of Seven
3. Conference Finals – Best of Seven – The winners of the Central and Pacific Divisions will play for the Western Conference title, while the champions of the Atlantic and North Divisions will face off for the Eastern Conference crown.
4. Calder Cup Finals – Best of Seven



BAKERSFIELD CONDORS

1001 Truxtun Avenue
Bakersfield, CA 93301
bakersfieldcondors.com
Phone: (661) 324-7825

President: Matthew Riley
General Manager: Keith Gretzky
Head Coach: Jay Woodcroft
Assistant Coaches: Jean-Francois Houle, Dave Manson
Athletic Trainer: Chad Brown
Equipment Manager: Al Oman
Media Relations/
Broadcaster: Ryan Holt

Home Arena: Rabobank Arena
Capacity: 8,751
Began Play: 1998-99 (WCHL)
Entered AHL: 2015-16
Calder Cups: None
Seasons in Playoffs: 1 of 4
Conference: Western
Division: Pacific
Time Zone: Pacific
Affiliation: Edmonton Oilers
Team Colors: Blue, Orange, Grey

2018-19 Home Attendance: 171,140 (5,034 avg. – 21st in AHL)
2018-19 Regular Season Record: 42-21-3-2, 89 pts., 0.654 (1st in Pacific Division/1st in Western Conference/3rd in AHL)

2019 Playoff Record: 5-5 (defeated Colorado 3-1 in Pacific Division Semifinals; lost to San Diego 2-4 in Pacific Division Finals)

2019-20 VS. CONDORS

12/13 @ Bakersfield 10 p.m.
12/14 @ Bakersfield 10 p.m.
3/13 **BAKERSFIELD 7 p.m.**
3/14 **BAKERSFIELD 7 p.m.**

ALL-TIME SERIES VS. CONDORS

Season	Home				Road				Totals			
	W	L	OTL	SOL	W	L	OTL	SOL	W	L	OTL	SOL
2015-16	0	1	0	0	0	1	0	0	0	2	0	0
TOTALS	0	1	0	0	0	1	0	0	0	2	0	0



BELLEVILLE SENATORS

265 Cannifton Road
Belleville, ON K8N 4V8
bellevillesens.com
Phone: (613) 967-8067

President: Eugene Melnyk
General Manager: Pierre Dorion
Head Coach: Troy Mann
Assistant Coaches: David Bell, Colin Chaulk
Athletic Therapist: Craig Belfer
Equipment Manager: Matt Mitchell
Communications: Matt Tidcombe
Broadcaster: Jack Miller

Home Arena: CAA Arena
Capacity: 4,365
Entered AHL: 2017-18
Calder Cups: None
Seasons in Playoffs: 0 of 2
Conference: Eastern
Division: North
Time Zone: Eastern
Affiliation: Ottawa Senators
Team Colors: Red, Black

2018-19 Home Attendance: 116,541 (3,067 avg. – 31st in AHL)
2018-19 Regular Season Record: 37-31-3-5, 82 pts., 0.539 (5th in North Division/10th in Eastern Conference/21st in AHL)
2019 Playoff Record: Did not qualify

2019-20 VS. SENATORS

1/18 **BELLEVILLE 7 p.m.**
3/20 @ Belleville 7 p.m.

ALL-TIME SERIES VS. SENATORS

Season	Home				Road				Totals			
	W	L	OTL	SOL	W	L	OTL	SOL	W	L	OTL	SOL
2018-19	1	0	0	1	1	1	0	0	2	1	0	1
TOTALS	1	0	0	1	1	1	0	0	2	1	0	1



BINGHAMTON DEVILS

1 Stuart Street, 3rd Floor
Binghamton, NY 13901
binghamtondevils.com
Phone: (607) 722-7367

Chief Executive Officer:	Scott O'Neil	Home Arena:	Floyd L. Maines Veterans Memorial Arena
General Manager:	Tom Fitzgerald	Capacity:	4,893
Head Coach:	Mark Dennehy	Entered AHL:	2006-07 (as Lowell Devils)
Assistant Coaches:	Sergei Brylin, Ryan Parent	Calder Cups:	None
Athletic Trainer:	Scott Stanhibel	Seasons in Playoffs:	4 of 13
Equipment Manager:	Chris Murphy	Conference:	Eastern
Media Relations/Broadcaster:	Rob Lippolis	Division:	North
		Time Zone:	Eastern
		Affiliation:	New Jersey Devils
		Team Colors:	Red, Black

2018-19 Home Attendance: 131,881 (3,471 avg. – 30th in AHL)

2018-19 Regular Season Record: 28-41-7-0, 63 pts., 0.414 (8th in North Division/16th in Eastern Conference/31st in AHL)

2019 Playoff Record: Did not qualify

2019-20 VS. DEVILS

No games scheduled



BRIDGEPORT SOUND TIGERS

600 Main Street
Bridgeport, CT 06604
soundtigers.com
Phone: (203) 345-2300

Owners:	Jon Ledecky, Scott Malkin	Home Arena:	Webster Bank Arena
Senior Vice President:	Michael Picker	Capacity:	8,412
General Manager:	Chris Lamoriello	Entered AHL:	2001-02
Head Coach:	Brent Thompson	Calder Cups:	None
Assistant Coaches:	Eric Boguniecki, Matt Carkner	Seasons in Playoffs:	9 of 18
Athletic Trainer:	Matt Hunter	Conference:	Eastern
Equipment Manager:	Jason McGrath	Division:	Atlantic
Communications/Broadcaster:	Alan Fuehring	Time Zone:	Eastern
		Affiliation:	New York Islanders
		Team Colors:	Orange, Blue

2018-19 Home Attendance: 156,052 (4,107 avg. – 24th in AHL)

2018-19 Regular Season Record: 43-24-6-3, 95 pts., 0.625 (2nd in Atlantic Division/4th in Eastern Conference/7th in AHL)

2019 Playoff Record: 2-3 (lost to Hershey 2-3 in Atlantic Division Semifinals)

2019-20 VS. SOUND TIGERS

No games scheduled



CHARLOTTE CHECKERS

210 E. Trade Street, Suite E480
Charlotte, NC 28202
gocheckers.com
Phone: (704) 342-4423

Owner/CEO:
Chief Operating Officer:
Senior VP of Hockey
Business Operations:
Head Coach:
Assistant Coach:
Athletic Trainer:
Equipment Manager:
Communications:

Michael A. Kahn
Tera Black

Derek Wilkinson
Ryan Warsofsky
Patrick Dwyer
Matthew Aiello
Donny White
Paul Branecky,
Nicholas Niedzielski
Jason Shaya

Home Arena:
Capacity:
Began Play:
Entered AHL:
Calder Cups:
Seasons in Playoffs:
Conference:
Division:
Time Zone:
Affiliation:
Team Colors:

Bojangles' Coliseum
8,500
1993-94 (ECHL)
2010-11
One (2019)
5 of 9
Eastern
Atlantic
Eastern
Carolina Hurricanes
Red, Black, Silver

2018-19 Home Attendance: 253,916 (6,682 avg. – 9th in AHL)

2018-19 Regular Season Record: 51-17-7-1, 110 pts., 0.724 (1st in Atlantic Division/
1st in Eastern Conference/1st in AHL)

2019 Playoff Record: 15-4 (defeated Providence 3-1 in Atlantic Division Semifinals; defeated Hershey
4-0 in Atlantic Division Finals; defeated Toronto 4-2 in Eastern Conference Finals;
defeated Chicago 4-1 in Calder Cup Finals)

2019-20 VS. CHECKERS

No games scheduled

ALL-TIME SERIES VS. CHECKERS

Season	Home				Road				Totals			
	W	L	OTL	SOL	W	L	OTL	SOL	W	L	OTL	SOL
2011-12	0	2	0	0	0	2	0	0	0	4	0	0
2012-13	1	1	0	0	1	1	0	0	2	2	0	0
2013-14	1	1	0	0	1	1	0	0	2	2	0	0
2014-15	2	2	0	0	3	0	0	1	5	2	0	1
2015-16	2	2	0	0	3	1	0	0	5	3	0	0
2016-17	2	2	0	0	2	2	0	0	4	4	0	0
TOTALS	8	10	0	0	10	7	0	1	18	17	0	1



CHICAGO WOLVES

2301 Ravine Way
Glenview, IL 60025
chicagowolves.com
Phone: (847) 724-4625

Chairman of the Board:
General Manager:
Head Coach:
Assistant Coaches:
Athletic Trainer:
Equipment Manager:
Public Relations:
Broadcasters:

Don Levin
Wendell Young
Rocky Thompson
Chris Dennis, Bob Nardella
Kevin Kacer
Ryan Shoufer
Lindsey Willhite
Jason Shaver,
Bill Gardner

Home Arena:
Capacity:
Began Play:
Entered AHL:
Calder Cups:
Seasons in Playoffs:
Conference:
Division:
Time Zone:
Affiliation:

Allstate Arena
16,692
1994-95 (IHL)
2001-02
Two (2002, 2008)
13 of 18
Western
Central
Central
Vegas Golden
Knights
Burgundy, Gold,
Black

2018-19 Home Attendance: 301,298 (7,929 avg. – 7th in AHL)
2018-19 Regular Season Record: 44-22-6-4, 98 pts., 0.645 (1st in Central Division/2nd in Western Conference/5th in AHL)

2019 Playoff Record: 12-10 (defeated Grand Rapids 3-2 in Central Division Semifinals; defeated Iowa 4-2 in Central Division Finals; defeated San Diego 4-2 in Western Conference Finals; lost to Charlotte 1-4 in Calder Cup Finals)

Team Colors:

2019-20 VS. WOLVES

10/5 @ Chicago 8 p.m.
11/27 @ Chicago 8 p.m.
12/4 CHICAGO 7 p.m.
12/31 CHICAGO 6 p.m.
2/15 @ Chicago 8 p.m.
2/20 @ Chicago Noon
3/27 CHICAGO 7 p.m.
4/10 CHICAGO 7 p.m.

ALL-TIME SERIES VS. WOLVES

Season	Home					Road					Totals				
	W	L	T	OTL	SOL	W	L	T	OTL	SOL	W	L	T	OTL	SOL
1996-97	1	0	--	--	0	2	1	--	--	0	3	1	--	--	0
1997-98	1	1	--	--	1	1	0	--	--	0	2	1	--	--	1
1998-99	2	0	--	--	0	0	3	--	--	0	2	3	--	--	0
1999-00	0	0	--	--	1	2	0	--	--	0	2	0	--	--	1
2000-01	3	1	--	0	0	3	1	--	0	0	6	2	--	0	0
2001-02	4	2	0	0	--	3	3	0	0	--	7	5	0	0	--
2002-03	1	1	2	0	--	2	1	0	1	--	3	2	2	1	--
2003-04	4	1	0	0	--	2	3	0	0	--	6	4	0	0	--
2004-05	1	4	--	0	0	4	1	--	0	0	5	5	--	0	0
2005-06	1	0	--	1	0	1	1	--	0	0	2	1	--	1	0
2006-07	2	0	--	0	0	0	2	--	0	0	2	2	--	0	0
2007-08	0	1	--	1	0	1	1	--	0	0	1	2	--	1	0
2008-09	2	0	--	0	0	1	1	--	0	0	3	1	--	0	0
2009-10	1	2	--	0	0	0	3	--	0	0	1	5	--	0	0
2010-11	1	2	--	0	0	2	1	--	0	0	3	3	--	0	0
2011-12	1	1	--	0	0	0	1	--	1	0	1	2	--	1	0
2012-13	3	1	--	0	0	4	0	--	0	0	7	1	--	0	0
2013-14	3	2	--	0	0	2	3	--	0	0	5	5	--	0	0
2014-15	1	2	--	1	0	3	1	--	0	0	4	3	--	1	0
2015-16	3	0	--	1	0	3	1	--	0	0	6	1	--	1	0
2016-17	4	1	--	0	0	4	1	--	0	0	8	2	--	0	0
2017-18	1	3	--	0	0	1	2	--	0	1	2	5	--	0	1
2018-19	2	2	--	0	0	1	3	--	0	0	3	5	--	0	0
TOTALS	42	27	2	4	2	42	34	0	2	1	84	61	2	6	3
AHL TOTALS	35	25	2	4	0	34	29	0	2	1	69	54	2	6	1

Playoffs Year	Home		Road		Totals	
	W	L	W	L	W	L
2000 - TCF (IHL)	1	2	1	2	2	4
2002 - WCS	1	2	1	1	2	3
2003 - WCS	2	0	2	0	4	0
2004 - WDS	0	2	0	2	0	4
2017 - CDF	2	0	2	1	4	1
2019 - CDS	1	1	1	2	2	3
TOTALS	7	7	7	8	14	15
AHL TOTALS	6	5	6	6	12	11



CLEVELAND MONSTERS

One Center Ice
Cleveland, OH 44115
clevelandmonsters.com
Phone: (216) 420-0000

Chairman: Dan Gilbert
Sr. VP of Franchise Operations/COO: Mike Ostrowski
General Manager: Chris Clark
Head Coach: Mike Eaves
Assistant Coaches: Steve McCarthy, Trent Vogelhuber, Tom Bourdon
Athletic Trainer: Dustin Halstead
Equipment Manager: Ben Adams, Tony Brown
Communications: Nicole Del Villano
Broadcaster: Tony Brown

Home Arena: Rocket Mortgage FieldHouse
Capacity: 18,277 (9,447 lower bowl)
Entered AHL: 2007-08 (as Lake Erie Monsters)
Calder Cups: One (2016)
Seasons in Playoffs: 3 of 12
Conference: Eastern
Division: North
Time Zone: Eastern
Affiliation: Columbus Blue Jackets
Team Colors: Black, Wine, Gold

2018-19 Home Attendance: 338,220 (8,901 avg. – 3rd in AHL)
2018-19 Regular Season Record: 37-29-8-2, 84 pts., 0.553 (4th in Central Division/9th in Eastern Conference/19th in AHL)
2019 Playoff Record: 3-5 (defeated Syracuse 3-1 in North Division Semifinals; lost to Toronto 0-4 in North Division Finals)

2019-20 VS. MONSTERS

11/6 CLEVELAND 11 a.m.
11/12 @ Cleveland 7 p.m.
2/11 @ Cleveland 7 p.m.
2/14 CLEVELAND 7 p.m.

ALL-TIME SERIES VS. MONSTERS*

Season	Home				Road				Totals			
	W	L	OTL	SOL	W	L	OTL	SOL	W	L	OTL	SOL
2007-08	4	1	0	0	2	2	0	1	6	3	0	1
2008-09	2	2	0	0	2	0	1	1	4	2	1	1
2009-10	3	1	0	0	1	2	0	1	4	3	0	1
2010-11	2	2	0	0	1	2	0	1	3	4	0	1
2011-12	3	0	0	0	1	1	1	0	4	1	1	0
2012-13	2	0	0	1	2	1	0	0	4	1	0	1
2013-14	0	2	0	0	1	0	0	1	1	2	0	1
2014-15	2	2	1	0	3	2	0	0	5	4	1	0
2015-16	4	2	0	0	3	2	0	1	7	4	0	1
2016-17	4	1	0	1	2	2	1	1	6	3	1	2
2017-18	3	1	0	0	3	0	0	1	6	1	0	1
2018-19	1	1	0	0	1	0	1	0	2	1	1	0
TOTALS	30	15	1	2	22	14	4	8	52	29	5	10

Playoffs Year	Home		Road		Totals	
	W	L	W	L	W	L
2016 - CDF	1	2	1	2	2	4
TOTALS	1	2	1	2	2	4

* Lake Erie Monsters (2007-16)



COLORADO EAGLES

1625 Pelican Lakes Point, Suite 100
Windsor, CO 80550
coloradoeagles.com
(970) 686-7468

Founder: Ralph Backstrom
President: Chris Stewart
General Manager: Craig Billington
Head Coach: Greg Cronin
Assistant Coaches: Aaron Schneckloth, Ryan Tobler
Athletic Trainer: Brent Woodside
Equipment Manager: Tony Deynzer
Media Relations/Broadcaster: Kevin McGlupe

Home Arena: Budweiser Events Center
Capacity: 5,289
Began Play: 2003-04 (CHL)
Entered AHL: 2018-19
Calder Cups: None
Seasons in Playoffs: 1 of 1
Conference: Western
Division: Pacific
Time Zone: Mountain
Affiliation: Colorado Avalanche
Team Colors: Red, Yellow, Blue

2019-20 VS. EAGLES

No games scheduled



2019-20 SEASON



HARTFORD WOLF PACK

One Civic Center Plaza
Hartford, CT 06103
hartfordwolfpack.com
Phone: (860) 249-6333

General Manager:
Head Coach:
Associate Head Coach:
Assistant Coach:
Athletic Trainer:
Equipment Manager:
Public Relations/Broadcaster:

Chris Drury
Kris Knoblauch
Gord Murphy
David Cuniff
Brian Fairbrother
Craig Lewis
Bob Crawford

Home Arena: XL Center
Capacity: 15,635
Entered AHL: 1997-98
Calder Cups: One (2000)
Seasons in Playoffs: 15 of 22
Conference: Eastern
Division: Atlantic
Time Zone: Eastern
Affiliation: New York Rangers
Team Colors: Navy Blue, Red, Silver

2018-19 Home Attendance: 149,804 (3,942 avg. – 25th in AHL)
2018-19 Regular Season Record: 29-36-7-4, 69 pts., 0.454 (8th in Atlantic Division/
15th in Eastern Conference/29th in AHL)
2019 Playoff Record: Did not qualify

2019-20 VS. WOLF PACK

No games scheduled

ALL-TIME SERIES VS. WOLF PACK

Season	Home				Road				Totals			
	W	L	OTL	SOL	W	L	OTL	SOL	W	L	OTL	SOL
2008-09	1	0	0	0	0	1	0	0	1	1	0	0
TOTALS	1	0	0	0	0	1	0	0	1	1	0	0



HERSHEY BEARS

550 West Hersheypark Drive
Hershey, PA 17033
hersheybears.com
Phone: (717) 534-3380

President/CEO:
VP of Hockey Operations:
Head Coach:
Assistant Coaches:
Head Trainer:
Equipment Manager:
Media Relations:
Broadcaster:

John Lawn
Bryan Helmer
Spencer Carbery
Patrick Wellar, Scott Allen
Murphy Luatua
Josh Carter
Zack Fisch, Matt Trust
Zack Fisch

Home Arena: Giant Center
Capacity: 10,500
Entered AHL: 1938-39
Calder Cups: 11 (1947, 1958, 1959, 1969, 1974, 1980, 1988, 1997, 2006, 2009, 2010)
Seasons in Playoffs: 68 of 81
Conference: Eastern
Division: Atlantic
Time Zone: Eastern
Affiliation: Washington Capitals
Team Color: Chocolate Brown

2018-19 Home Attendance: 338,452 (8,907 avg. – 2nd in AHL)
2018-19 Regular Season Record: 43-25-4-4, 94 pts., 0.618 (3rd in Atlantic Division/5th in Eastern Conference/8th in AHL)
2019 Playoff Record: 3-6 (defeated Bridgeport 3-2 in Atlantic Division Semifinals; lost to Charlotte 0-4 in Atlantic Division Finals)

2019-20 VS. BEARS

No games scheduled

ALL-TIME SERIES VS. BEARS

Season	Home					Road					Totals				
	W	L	T	OTL	SOL	W	L	T	OTL	SOL	W	L	T	OTL	SOL
2001-02	1	0	0	0	--	1	0	0	0	--	2	0	0	0	--
2002-03	1	0	0	0	--	1	0	0	0	--	2	0	0	0	--
2005-06	1	0	--	0	0	1	0	--	0	0	2	0	--	0	0
2017-18	0	1	--	0	0	1	0	--	0	0	1	1	--	0	0
2018-19	1	0	--	0	0	0	1	--	0	0	1	1	--	0	0
TOTALS	4	1	--	0	0	4	1	--	0	0	8	2	--	0	0



IOWA WILD

730 Third Street
Des Moines, IA 50309
iowawild.com
Phone: (515) 564-8700

General Manager:
President:
Head Coach:
Assistant Coach:
Athletic Trainer:
Equipment Manager:
Communications:
Broadcaster:

Tom Kurvers
Todd Frederickson
Tim Army
Brett McLean, Alex Tanguay
Masa Takaiwa
Richard Krouse
Joe O'Donnell, Jacob Born
Joe O'Donnell

Home Arena:
Capacity:
Entered AHL:
Calder Cups:
Seasons in Playoffs:
Conference:
Division:
Time Zone:
Affiliation:
Team Colors:

Wells Fargo Arena
8,356
2013-14
None
1 of 6
Western
Central
Central
Minnesota Wild
Green, Red, Gold

2018-19 Home Attendance: 243,558 (6,409 avg. – 11th in AHL)
2018-19 Regular Season Record: 37-26-8-5, 87 pts., 0.572 (3rd in
Central Division/6th in Western Conference/13th in AHL)

2019 Playoff Record: 5-6 (defeated Milwaukee 3-2 in Central Division Semifinals;
lost to Chicago 2-4 in Central Division Finals)

2019-20 VS. WILD

10/30 IOWA 7 p.m.
12/20 @ Iowa 8 p.m.
12/21 @ Iowa 8 p.m.
1/22 IOWA 7 p.m.
1/31 @ Iowa 8 p.m.
3/11 IOWA 7 p.m.

ALL-TIME SERIES VS. WILD

Season	Home				Road				Totals			
	W	L	OTL	SOL	W	L	OTL	SOL	W	L	OTL	SOL
2013-14	3	2	0	0	5	0	0	0	8	2	0	0
2014-15	2	0	0	0	2	0	0	0	4	0	0	0
2015-16	4	0	0	0	2	2	0	0	6	2	0	0
2016-17	2	1	0	1	3	1	0	0	5	2	0	1
2017-18	3	2	0	0	3	2	0	0	6	4	0	0
2018-19	0	1	1	1	2	1	0	0	2	2	1	1
TOTALS	14	6	1	2	17	6	0	0	31	12	1	2



LAVAL ROCKET

1950 rue Claude-Gagne
Laval, QC H7N 5H9
rocketlaval.com
Phone: (855) 595-2200

VP of Hockey Operations:
Head Coach:
Assistant Coaches:
Athletic Therapist:
Equipment Manager:
Communications:

John Sedgwick
Joel Bouchard
Daniel Jacob, Alex Burrows
Glen Kinney
Eric Levesque
Charles Saindon-Courtois,
Safia Ahmad
Sean Campbell,
Anthony Marcotte

Home Arena:
Capacity:
Entered AHL:
Calder Cups:
Seasons in Playoffs:
Conference:
Division:
Time Zone:
Affiliation:
Team Colors:

Place Bell
10,062
2017-18
None
0 of 2
Eastern
North
Eastern
Montreal Canadiens
Blue, Red

2018-19 Home Attendance: 211,956 (5,578 avg. – 14th in AHL)
2018-19 Regular Season Record: 30-34-6-6, 72 pts., 0.474 (7th in North Division/
14th in Eastern Conference/27th in AHL)
2019 Playoff Record: Did not qualify

2019-20 VS. ROCKET

No games scheduled



LEHIGH VALLEY PHANTOMS*

701 Hamilton Street
Allentown, PA 18101
lehighvalleyphantoms.com
Phone: (610) 224-4625

Co-Owners:
Manager of Hockey Operations:
Head Coach:
Assistant Coach:
Athletic Trainer:
Equipment Manager:
Public Relations:
Broadcaster:

Rob Brooks, Jim Brooks
Bill Downey
Scott Gordon
Kerry Huffman
Brian Grogesky
Zac Guercia
Michael Ianniello
Bob Rotruck

Home Arena:

Capacity:

Entered AHL:

Calder Cups:

Seasons in Playoffs:

Conference:

Division:

Time Zone:

Affiliation:

Team Colors:

PPL Center

8,420

1996-97 (as Philadelphia
Phantoms)

Two (1998, 2005)

12 of 23

Eastern

Atlantic

Eastern

Philadelphia Flyers

Orange, Black

2018-19 Home Attendance: 293,352 (7,720 avg. – 8th in AHL)

2018-19 Regular Season Record: 39-30-4-3, 85 pts., 0.559

(5th in Atlantic Division/8th in Eastern Conference/18th in AHL)

2019 Playoff Record: Did not qualify

2019-20 VS. PHANTOMS ALL-TIME SERIES VS. PHANTOMS*

No games scheduled

Season	Home					Road					Totals				
	W	L	T	OTL	SOL	W	L	T	OTL	SOL	W	L	T	OTL	SOL
2002-03	1	0	0	0	--	1	0	0	0	--	2	0	0	0	--
2003-04	0	1	0	0	--	1	0	0	0	--	1	1	0	0	--
2004-05	0	1	--	0	0	1	0	--	0	0	1	1	--	0	0
2005-06	1	0	--	0	0	0	1	--	0	0	1	1	--	0	0
2006-07	1	0	--	0	0	1	0	--	0	0	2	0	--	0	0
2008-09	1	0	--	1	0	0	2	--	0	0	1	2	--	1	0
TOTALS	4	2	--	1	0	4	3	--	0	0	8	5	--	1	0

* Philadelphia Phantoms (2002-09)



MANITOBA MOOSE

3969 Portage Avenue
Winnipeg, MB R3K 1W4
moosehockey.com
Phone: (204) 987-7825

Executive Chairman:
General Manager:
Head Coach:
Assistant Coaches:

Athletic Trainer:
Equipment Manager:
Communications:

Broadcaster:

Mark Chipman
Craig Heisinger
Pascal Vincent
Eric Dubois,
Marty Johnston
Jake Wolff
Graham Watt
Daniel Fink,
Jennifer Redenbach
Daniel Fink

Home Arena:
Capacity:
Began Play:
Entered AHL:

Re-Entered AHL:
Calder Cups:
Seasons in Playoffs:
Conference:
Division:
Time Zone:
Affiliation:
Team Colors:

Bell MTS Place
8,812
1994-95 (IHL)
2001-02 (played
through 2010-11)
2015-16
None
10 of 14
Western
Central
Central
Winnipeg Jets
Blue, Grey

2018-19 Home Attendance: 179,421 (4,722 avg. – 22nd in AHL)
2018-19 Regular Season Record: 39-30-5-2, 85 pts., 0.559 (5th in Central Division/9th in
Western Conference/16th in AHL)
2019 Playoff Record: Did not qualify

2019-20 VS. MOOSE

10/25	MANITOBA	7 p.m.
11/2	@ Manitoba	3 p.m.
11/3	@ Manitoba	3 p.m.
11/29	MANITOBA	7 p.m.
1/10	MANITOBA	7 p.m.
1/11	MANITOBA	7 p.m.
4/4	@ Manitoba	7 p.m.
4/5	@ Manitoba	3 p.m.

ALL-TIME SERIES VS. MOOSE

Season	Home					Road					Totals				
	W	L	T	OTL	SOL	W	L	T	OTL	SOL	W	L	T	OTL	SOL
1996-97	1	0	--	--	0	0	0	--	--	0	1	0	--	--	0
1997-98	2	0	--	--	1	1	1	--	--	0	3	1	--	--	1
1998-99	0	1	--	--	1	0	1	--	--	0	0	2	--	--	1
1999-00	2	0	--	--	0	3	0	--	--	0	5	0	--	--	0
2000-01	1	2	--	0	1	1	2	--	0	0	2	4	--	0	1
2001-02	3	1	0	0	--	3	1	0	0	--	6	2	0	0	--
2002-03	2	0	0	0	--	2	0	0	0	--	4	0	0	0	--
2003-04	1	0	1	0	--	1	1	0	0	--	2	1	1	0	--
2004-05	1	1	--	0	0	1	1	--	0	0	2	2	--	0	0
2005-06	2	1	--	0	1	3	1	--	0	0	5	2	--	0	1
2006-07	2	1	--	0	1	0	2	--	0	2	2	3	--	0	3
2007-08	3	1	--	0	0	2	2	--	0	0	5	3	--	0	0
2008-09	1	1	--	0	0	1	1	--	0	0	2	2	--	0	0
2009-10	1	0	--	1	0	1	1	--	0	0	2	1	--	1	0
2010-11	1	1	--	0	0	2	0	--	0	0	3	1	--	0	0
2015-16	2	0	--	0	0	1	1	--	0	0	3	1	--	0	0
2016-17	2	0	--	0	0	1	1	--	0	0	3	1	--	0	0
2017-18	2	2	--	0	0	4	0	--	0	0	6	2	--	0	0
2018-19	3	1	--	0	0	3	1	--	0	0	6	2	--	0	0
TOTALS	32	13	1	1	5	30	17	0	0	2	62	30	1	1	7
AHL TOTALS	526	10	1	1	2	25	13	0	0	2	51	23	1	1	4

Playoffs Year	Home		Road		Totals	
	W	L	W	L	W	L
2006 - NDF	2	2	2	1	4	3
2007 - NDS	2	1	1	3	3	4
2009 - NDF	0	2	0	2	0	4
2018 - CDS	1	2	1	1	2	3
TOTALS/AHL TOTALS	5	7	4	7	9	14



MILWAUKEE ADMIRALS

510 W. Kilbourn Ave., Suite B
Milwaukee, WI 53203
milwaukeeadmirals.com
Phone: (414) 227-0550

Chief Executive Officer:
President:
General Manager:
Head Coach:
Assistant Coaches:
Athletic Trainer:
Equipment Manager:
Communications:
Broadcaster:

Harris Turer
Jon Greenberg
Scott Nichol
Karl Taylor
Scott Ford, Greg Rallo
Doug Agnew
Kris Stierwalt
Charlie Larson
Aaron Sims

Home Arena: UW-Milwaukee
Panther Arena
Capacity: 9,450
Began Play: 1977-78 (IHL)
Entered AHL: 2001-02
Calder Cups: One (2004)
Seasons in Playoffs: 15 of 18
Conference: Western
Division: Central
Time Zone: Central
Affiliation: Nashville Predators
Team Colors: Navy Blue, Ice Blue, Gray

2018-19 Home Attendance: 205,637 (5,412 avg. – 16th in AHL)

2018-19 Regular Season Record: 36-24-14-2, 88 pts., 0.579 (2nd in

Central Division/5th in Western Conference/11th in AHL)

2019 Playoff Record: 2-3 (lost to Iowa 2-3 in Central Division Semifinals) 2018 Playoff Record: Did not qualify

2019-20 VS. ADMIRALS

10/11	MILWAUKEE	7 p.m.
10/23	MILWAUKEE	7 p.m.
11/22	MILWAUKEE	7 p.m.
11/23	@ Milwaukee	7 p.m.
12/27	MILWAUKEE	7 p.m.
12/28	@ Milwaukee	7 p.m.
1/8	@ Milwaukee	8 p.m.
2/5	@ Milwaukee	8 p.m.
3/28	MILWAUKEE	7 p.m.
4/11	@ Milwaukee	7 p.m.

ALL-TIME SERIES VS. ADMIRALS

Season	Home					Road					Totals				
	W	L	T	OTL	SOL	W	L	T	OTL	SOL	W	L	T	OTL	SOL
1996-97	0	0	--	--	0	0	1	--	--	0	0	1	--	--	0
1997-98	1	0	--	--	0	0	1	--	--	1	1	1	--	--	1
1998-99	2	1	--	--	0	1	4	--	--	0	3	5	--	--	0
1999-00	4	1	--	--	0	2	1	--	--	1	6	2	--	--	1
2000-01	4	1	--	0	0	4	0	--	1	1	8	1	--	1	1
2001-02	4	1	1	0	--	2	1	3	0	--	6	2	4	0	--
2002-03	1	1	1	0	--	1	1	1	0	--	2	2	2	0	--
2003-04	3	1	0	0	--	2	1	1	0	--	5	2	1	0	--
2004-05	2	2	--	0	0	2	2	--	0	0	4	4	--	0	0
2005-06	3	1	--	0	0	3	1	--	0	0	6	2	--	0	0
2006-07	1	2	--	1	0	1	1	--	2	0	2	3	--	3	0
2007-08	1	2	--	0	1	1	3	--	0	0	2	5	--	0	1
2008-09	2	2	--	0	0	0	3	--	1	0	2	5	--	1	0
2009-10	2	1	--	0	0	2	1	--	0	0	4	2	--	0	0
2010-11	1	2	--	0	1	2	2	--	0	0	3	4	--	0	1
2011-12	1	1	--	0	0	1	0	--	0	1	2	1	--	0	1
2012-13	1	3	--	0	0	2	1	--	0	1	3	4	--	0	1
2013-14	4	1	--	0	0	3	2	--	0	0	7	3	--	0	0
2014-15	4	1	--	0	0	3	1	--	1	0	7	2	--	1	0
2015-16	4	0	--	0	0	1	3	--	0	0	5	3	--	0	0
2016-17	3	3	--	0	0	4	2	--	0	0	7	5	--	0	0
2017-18	2	2	--	1	0	5	0	--	0	0	7	2	--	1	0
2018-19	3	1	--	0	1	3	2	--	0	0	6	3	--	0	1
TOTALS	53	30	2	2	3	45	34	5	5	5	98	64	7	7	8
AHL TOTALS	42	27	2	2	3	38	27	5	4	2	80	54	7	6	5

Playoffs Year	Home		Road		Totals	
	W	L	W	L	W	L
2006 - WCF	0	2	0	2	0	4
2016 - CDS	1	0	2	0	3	0
2017 - CDS	2	0	1	0	3	0
TOTALS/AHL TOTALS	3	2	3	2	6	4



ONTARIO REIGN

901 Via Piemonte, Suite 370
Ontario, CA 91764
ontarioreign.com
Phone: (909) 941-7825

General Manager:
President:
Head Coach:
Assistant Coaches:
Athletic Trainer:
Equipment Manager:
Communications:
Broadcaster:

Richard Seeley
Darren Abbott
Mike Stothers
Chris Hajt, Jaroslav Modry
Jeff Andrews
Luke Eichas
Zach Dooley
Cameron Close

Home Arena: Citizens Business Bank Arena
Capacity: 9,491
Began Play: 2008-09 (ECHL)
Entered AHL: 2015-16
Calder Cups: None
Seasons in Playoffs: 3 of 4
Conference: Western
Division: Pacific
Time Zone: Pacific
Affiliation: Los Angeles Kings
Team Colors: Ontario Black, Ontario Flat Aluminum

2018-19 Home Attendance: 283,965 (8,352 avg. – 4th in AHL)
2018-19 Regular Season Record: 25-33-6-4, 60 pts., 0.441 (7th in Pacific Division/
15th in Western Conference/30th in AHL)
2019 Playoff Record: Did not qualify

2019-20 VS. REIGN

No games scheduled

ALL-TIME SERIES VS. REIGN

Season	Home						Road						Totals					
	W	L	T	OTL	SOL		W	L	T	OTL	SOL		W	L	T	OTL	SOL	
2018-19	0	1	0	0	0		1	0	0	0	2		0	0	0	0	0	
TOTALS	0	1	0	0	0		1	0	0	0	2		0	0	0	0	0	



PROVIDENCE BRUINS

1 LaSalle Square
Providence, RI 02903
providencebruins.com
Phone: (401) 273-5000

Owner:
General Manager:
Chief Executive Officer:
Head Coach:
Assistant Coaches:

Athletic Trainer:
Equipment Manager:
Public Relations:

H. Larue Renfroe
John Ferguson
Jeff Fear
Jay Leach
Trent Whitfield,
Ryan Mouganel
Dustin Stuck
Anthony Pelleccione
Jeff Hagan

Home Arena: Dunkin' Donuts Center Providence
Capacity: 11,273
Entered AHL: 1992-93
Calder Cups: One (1999)
Seasons in Playoffs: 22 of 27
Conference: Eastern
Division: Atlantic
Time Zone: Eastern
Affiliation: Boston Bruins
Team Colors: Black, Gold

2018-19 Home Attendance: 305,711 (8,045 avg. – 6th in AHL)
2018-19 Regular Season Record: 38-27-8-3, 87 pts., 0.572 (4th in Atlantic Division/
7th in Eastern Conference/12th in AHL)
2019 Playoff Record: 1-3 (lost to Charlotte 1-3 in Atlantic Division Semifinals)

2019-20 VS. BRUINS

No games scheduled



ROCHESTER AMERICANS

1 War Memorial Square
Rochester, NY 14614
amerks.com
Phone: (585) 454-5335

Owner:	Terrence M. Pegula	Home Arena:	Blue Cross Arena at the
President:	Kim Pegula		Rochester War Memorial
General Manager:	Randy Sexton	Capacity:	10,662
Head Coach:	Chris Taylor	Entered AHL:	1956-57
Assistant Coaches:	Gord Dineen, Toby Petersen	Calder Cups:	Six (1965, 1966, 1968, 1983, 1987, 1996)
Athletic Trainer:	Michael Dhesse	Seasons in Playoffs:	46 of 63
Equipment Manager:	Andrew Stegehuis	Conference:	Eastern
Public Relations:	Warren Kosel, Ryan Harr	Division:	North
Broadcaster:	Don Stevens	Time Zone:	Eastern
		Affiliation:	Buffalo Sabres
		Team Colors:	Red, Blue

2018-19 Home Attendance: 199,997 (5,263 avg. – 18th in AHL)
2018-19 Regular Season Record: 46-23-5-2, 99 pts., 0.651 (2nd in North Division/
3rd in Eastern Conference/4th in AHL)
2019 Playoff Record: 0-3 (lost to Toronto 0-3 in North Division Semifinals)

2019-20 VS. AMERICANS

No games scheduled

ALL-TIME SERIES VS. AMERICANS

Season	Home					Road					Totals				
	W	L	T	OTL	SOL	W	L	T	OTL	SOL	W	L	T	OTL	SOL
2001-02	0	2	0	0	--	1	1	0	0	--	1	3	0	0	--
2002-03	2	0	0	0	--	2	0	0	0	--	4	0	0	0	--
2003-04	0	0	1	0	--	0	1	0	0	--	0	1	1	0	--
2004-05	1	0	--	0	0	0	1	--	0	0	1	1	--	0	0
2005-06	3	0	--	0	0	1	2	--	0	0	4	2	--	0	0
2006-07	3	1	--	0	0	1	2	--	1	0	4	3	--	1	0
2007-08	2	2	--	0	0	1	3	--	0	0	3	5	--	0	0
2008-09	2	0	--	0	1	3	0	--	0	0	5	0	--	0	1
2009-10	1	2	--	0	0	2	1	--	0	0	3	3	--	0	0
2010-11	3	0	--	0	0	1	1	--	0	1	4	1	--	0	1
2011-12	2	0	--	0	1	1	2	--	0	0	3	2	--	0	1
2012-13	1	0	--	0	0	0	1	--	0	0	1	1	--	0	0
2012-13	1	0	--	0	0	0	1	--	0	0	1	1	--	0	0
2013-14	2	0	--	0	0	2	0	--	0	0	4	0	--	0	0
2014-15	1	0	--	1	0	1	0	--	1	0	2	0	--	2	0
2015-16	0	2	--	0	0	2	0	--	0	0	2	2	--	0	0
TOTALS	23	9	1	1	2	18	15	0	2	1	41	24	1	3	3



ROCKFORD ICEHOGS

300 Elm Street
Rockford, IL 61101
icehogs.com
Phone: (815) 986-6465

Executive Director:
General Manager:
Head Coach:
Assistant Coach:
Athletic Trainer:
Equipment Manager:
Communications:

Troy Flynn
Mark Bernard
Derek King
Anders Sorensen
D.J. Jones
Russ Holden
Chris Robinson,
Joseph Zakrzewski
Joseph Zakrzewski

Home Arena:
Capacity:
Began Play:
Entered AHL:
Calder Cups:
Seasons in Playoffs:
Conference:
Division:
Time Zone:
Affiliation:
Team Colors:

BMO Harris Bank Center
5,895
1999-00 (UHL)
2007-08
None
6 of 12
Western
Central
Chicago Blackhawks
Red, Black, Blue

2018-19 Home Attendance: 147,306 (3,876 avg. – 27th in AHL)
2018-19 Regular Season Record: 35-31-4-6, 80 pts., 0.526 (7th in
Central Division/12th in Western Conference/24th in AHL)
2019 Playoff Record: Did not qualify

2019-20 VS. ICEHOGS

ALL-TIME SERIES VS. ICEHOGS

			Home				Road				Totals				
			Season	W	L	OTL	SOL	W	L	OTL	SOL	W	L	OTL	SOL
10/12	@ Rockford	7 p.m.	2007-08	1	1	0	0	0	1	0	1	1	2	0	1
11/15	ROCKFORD	7 p.m.	2008-09	2	0	0	0	1	0	1	0	3	0	1	0
11/16	@ Rockford	7 p.m.	2009-10	0	4	0	0	1	2	1	0	1	6	1	0
11/30	@ Rockford	6 p.m.	2010-11	2	0	0	1	0	3	0	0	2	3	0	1
12/6	ROCKFORD	7 p.m.	2011-12	1	1	0	0	0	1	0	1	1	2	0	1
1/15	ROCKFORD	7 p.m.	2012-13	3	0	1	0	2	2	0	0	5	2	1	0
1/17	ROCKFORD	7 p.m.	2013-14	5	0	0	0	2	2	0	1	7	2	0	1
2/18	@ Rockford	8 p.m.	2014-15	2	1	0	1	2	2	0	0	4	3	0	1
3/6	@ Rockford	8 p.m.	2015-16	3	1	0	0	2	2	0	0	5	3	0	0
3/7	ROCKFORD	7 p.m	2016-17	4	1	0	0	3	2	0	0	7	3	0	0
			2017-18	4	1	0	0	0	2	0	3	4	3	0	3
			2018-19	2	1	2	0	1	2	2	0	3	3	4	0
			TOTALS	29	11	3	2	14	21	4	6	43	32	7	8
Playoffs			Home				Road				Totals				
Year			W		L		W		L		W		L		
2015 - WCS			2		0		2		1		4		1		
TOTALS			2		0		2		1		4		1		



SAN ANTONIO RAMPAGE

One AT&T Center
San Antonio, TX 78219
sarampage.com
Phone: (210) 444-5554

Chief Executive Officer:
General Manager:
Head Coach:
Associate Coach:
Assistant Coach:
Athletic Trainer:
Equipment Manager:
Media Relations:
Broadcaster:

R.C. Buford
Kevin McDonald
Drew Bannister
Jim Johnson
Daniel Tkaczuk
Koryd Lavimoniere
Steve Passineau
Brian McCormack, Jonathan Farias
Brian McCormack

Home Arena:
Capacity:
Entered AHL:
Calder Cups:
Seasons in Playoffs:
Conference:
Division:
Time Zone:
Affiliation:
Team Colors:

AT&T Center
6,374 (lower bowl)
2002-03
None
4 of 17
Western
Central
Central
St. Louis Blues
Black, Grey, Silver

2018-19 Home Attendance: 235,974 (6,210 avg. – 12th in AHL)

2018-19 Regular Season Record: 31-38-6-1, 69 pts., 0.454 (8th in Central Division/
14th in Western Conference/28th in AHL)

2019 Playoff Record: Did not qualify

2019-20 VS. RAMPAGE

11/20 SAN ANTONIO 7 p.m.
1/3 @ San Antonio 8 p.m.
1/5 @ San Antonio 4 p.m.
2/22 SAN ANTONIO 7 p.m.
2/23 SAN ANTONIO 4 p.m.
2/28 @ San Antonio 8 p.m.
3/3 @ San Antonio 8 p.m.
3/25 SAN ANTONIO 7 p.m.

ALL-TIME SERIES VS. RAMPAGE

Season	Home					Road					Totals				
	W	L	T	OTL	SOL	W	L	T	OTL	SOL	W	L	T	OTL	SOL
2002-03	3	2	0	0	--	3	2	0	0	--	6	4	0	0	--
2003-04	3	1	1	0	--	3	2	0	0	--	6	3	1	0	--
2004-05	2	2	--	0	0	4	0	--	0	0	6	2	--	0	0
2005-06	2	0	--	0	0	2	0	--	0	0	4	0	--	0	0
2006-07	2	0	--	0	0	1	0	--	1	0	3	0	--	1	0
2007-08	1	0	--	0	0	0	1	--	0	0	1	1	--	0	0
2008-09	1	0	--	0	0	1	0	--	0	0	2	0	--	0	0
2009-10	1	2	--	0	0	0	3	--	0	0	1	5	--	0	0
2010-11	0	1	--	1	0	2	0	--	0	0	2	1	--	1	0
2011-12	1	0	--	1	0	1	1	--	0	0	2	1	--	1	0
2012-13	1	1	--	0	0	0	2	--	0	0	1	3	--	0	0
2013-14	0	1	--	0	1	0	0	--	1	1	0	1	--	1	2
2014-15	1	0	--	1	0	1	1	--	0	0	2	1	--	1	0
2015-16	0	2	--	0	0	0	2	--	0	0	0	4	--	0	0
2016-17	2	0	--	0	0	2	0	--	0	0	4	0	--	0	0
2017-18	2	0	--	0	0	2	0	--	0	0	4	0	--	0	0
2018-19	4	0	--	0	0	2	2	--	0	0	6	2	--	0	0
TOTALS	26	12	1	3	1	24	16	0	2	1	50	28	1	5	2



SAN DIEGO GULLS

7676 Hazard Center Drive, Suite 1075
San Diego, CA 92108
sandiegogulls.com
Phone: (619) 359-4700

Owners:
President, Hockey Operations:
General Manager:
Head Coach:
Assistant Coaches:

Henry and Susan Samuelli
Bob Murray
Bob Ferguson
Kevin Dineen
Sylvain Lefebvre,
David Urquhart
Mike Ermatinger
Joey Guilmot
Steve Brown, Joe Spurrier
Andy Zilch

Home Arena:
Capacity:
Entered AHL:
Calder Cups:
Seasons in Playoffs:
Conference:
Division:
Time Zone:
Affiliation:
Team Colors:

Pechanga Arena San Diego
12,920
2015-16
None
3 of 4
Western
Pacific
Pacific
Anaheim Ducks
Orange, Blue, Black

Athletic Trainer:
Equipment Manager:
Communications:
Broadcaster:

2018-19 Home Attendance: 306,722 (9,021 avg. – 1st in AHL)
2018-19 Regular Season Record: 36-24-5-3, 80 pts., 0.588 (3rd in Pacific Division/4th in Western Conference/10th in AHL)
2019 Playoff Record: 9-7 (defeated San Jose 3-1 in Pacific Division Semifinals; defeated Bakersfield 4-2 in Pacific Division Finals; lost to Chicago 2-4 in Western Conference Finals)

2019-20 VS. GULLS

12/11	@ San Diego	10 p.m.
12/17	@ San Diego	10 p.m.
1/24	SAN DIEGO	7 p.m.
1/25	SAN DIEGO	7 p.m.

ALL-TIME SERIES VS. GULLS

Season	Home				Road				Totals			
	W	L	OTL	SOL	W	L	OTL	SOL	W	L	OTL	SOL
2015-16	1	0	0	0	0	1	0	0	1	1	0	0
TOTALS	1	0	0	0	0	1	0	0	1	1	0	0



SAN JOSE BARRACUDA

525 West Santa Clara Street
San Jose, CA 95113
sjbarracuda.com
Phone: (408) 287-7070

Chief Operating Officer:
General Manager:
Head Coach:
Assistant Coaches:

John Tortora
Joe Will
Roy Sommer
Jimmy Bonneau,
Michael Chiasson
Will Leonard
Mike Murphy
Nick Nollenberger

Home Arena:
Capacity:
Entered AHL:
Calder Cups:
Seasons in Playoffs:
Conference:
Division:
Time Zone:
Affiliation:
Team Colors:

SAP Center at San Jose
6,123 (curtained)
2015-16
None
4 of 4
Western
Pacific
Pacific
San Jose Sharks
Teal, Grey, Orange, Black

Athletic Trainer:
Equipment Manager:
Public Relations/Broadcaster:

2018-19 Home Attendance: 125,106 (3,680 avg. – 29th in AHL)
2018-19 Regular Season Record: 39-22-3-4, 85 pts., 0.625 (2nd in Pacific Division/3rd in Western Conference/6th in AHL)
2019 Playoff Record: 1-3 (lost to San Diego 1-3 in Pacific Division Semifinals)

2019-20 VS. BARRACUDA ALL-TIME SERIES VS. BARRACUDA

No games scheduled

Season	Home				Road				Totals			
	W	L	OTL	SOL	W	L	OTL	SOL	W	L	OTL	SOL
2016-17	0	1	0	0	0	0	0	1	0	1	0	1
2017-18	1	0	0	0	1	0	0	0	2	0	0	0
2018-19	1	1	0	0	0	1	1	0	1	2	1	0
TOTALS	2	2	0	0	1	1	1	1	3	3	1	1

Playoffs Year	Home		Road		Totals	
	W	L	W	L	W	L
2017 - WCF	3	0	1	1	4	1
TOTALS	3	0	1	1	4	1



SPRINGFIELD THUNDERBIRDS

45 Bruce Landon Way
Springfield, MA 01103
springfieldthunderbirds.com
Phone: (413) 739-4625

Executive Vice President:
General Manager:
Head Coach:
Assistant Coach:
Athletic Trainer:
Equipment Manager:
Media Relations/Broadcaster:

Nathan Costa
Eric Joyce
Geordie Kinnear
Doug Janik
Alex Ambrose
Ralph Calvanese
Ryan Smith

Home Arena:
Capacity:
Entered AHL:
Calder Cups:
Seasons in Playoffs:
Conference:
Division:
Time Zone:
Affiliation:
Team Colors:

MassMutual Center
6,784
2016-17
None
0 of 3
Eastern
Atlantic
Eastern
Florida Panthers
Blue, Red, Yellow

2018-19 Home Attendance: 193,225 (5,085 avg. – 20th in AHL)
2018-19 Regular Season Record: 33-29-9-5, 80 pts., 0.526 (7th in Atlantic Division/
12th in Eastern Conference/23rd in AHL)
2019 Playoff Record: Did not qualify

2019-20 VS. THUNDERBIRDS

No games scheduled



STOCKTON HEAT

248 West Fremont Street
Stockton, CA 95203
stocktonheat.com
Phone: (209) 373-1500

General Manager:
Head Coach:
Assistant Coach:
Athletic Trainer:
Equipment Manager:
Communications:
Broadcaster:

Brad Pascall
Cail MacLean
Domenic Pittis, Joe Cirella
Bryan Erspamer
Peter Bureaux
Brandon Weiss
Chris Picher

Home Arena:
Capacity:
Entered AHL:
Calder Cups:
Seasons in Playoffs:
Conference:
Division:
Time Zone:
Affiliation:
Team Colors:

Stockton Arena
6,705
2015-16
None
1 of 4
Western
Pacific
Pacific
Calgary Flames
Red, Black, Yellow


2018-19 Home Attendance: 125,444 (3,690 avg. – 28th in AHL)
2018-19 Regular Season Record: 31-31-4-2, 68 pts., 0.500 (6th in Pacific Division/
13th in Western Conference/25th in AHL)
2019 Playoff Record: Did not qualify

2019-20 VS. HEAT

No games scheduled

ALL-TIME SERIES VS. HEAT

Season	Home				Road				Totals			
	W	L	OTL	SOL	W	L	OTL	SOL	W	L	OTL	SOL
2016-17	1	0	0	0	0	0	0	1	1	0	0	1
2017-18	0	0	0	1	0	1	0	0	0	1	0	1
TOTALS	1	0	0	1	0	1	0	1	1	1	0	2



SYRACUSE CRUNCH

800 South State Street
Syracuse, NY 13202
syracusecrunch.com
Phone: (315) 473-4444

President/CEO/Governor:
General Manager:
Head Coach:
Assistant Coaches:

Howard Dolgon
Stacy Roest
Benoit Groulx
Eric Veilleux,
Gilles Bouchard
Brad Chavis
Colten Wilson
Megan Cahill
Lukas Favale

Home Arena:
Capacity:
Entered AHL:
Calder Cups:
Seasons in Playoffs:
Conference:
Division:
Time Zone:
Affiliation:
Team Colors:

War Memorial Arena
6,110
1994-95
None
15 of 25
Eastern
North
Eastern
Tampa Bay Lightning
Crunch Blue,
Gray, Black

2018-19 Home Attendance: 212,615 (5,595 avg. – 13th in AHL)
2018-19 Regular Season Record: 47-21-4-4, 102 pts., 0.671 (1st in
North Division/2nd in Eastern Conference/2nd in AHL)
2019 Playoff Record: 1-3 (lost to Cleveland 1-3 in North Division Semifinals)

2019-20 VS. CRUNCH

No games scheduled

ALL-TIME SERIES VS. CRUNCH

Season	Home					Road					Totals				
	W	L	T	OTL	SOL	W	L	T	OTL	SOL	W	L	T	OTL	SOL
2002-03	1	1	0	0	--	2	0	0	0	--	3	1	0	0	--
2005-06	3	0	--	0	0	3	0	--	0	0	6	0	--	0	0
2006-07	2	0	--	0	0	0	2	--	0	0	2	2	--	0	0
2007-08	1	1	--	0	0	1	1	--	0	0	2	2	--	0	0
2008-09	1	0	--	0	1	0	1	--	0	1	1	1	--	0	2
TOTALS	8	2	--	0	1	6	4	--	0	1	14	6	--	0	2

Playoffs Year	Home		Road		Totals	
	W	L	W	L	W	L
2013 - CCF	1	2	3	0	4	2
2017 - CCF	3	0	1	2	4	2
TOTALS	4	2	4	2	8	4



TEXAS STARS

2100 Avenue of the Stars
Cedar Park, TX 78613
texasstars.com
Phone: (512) 467-8277

Owner: Tom Gaglardi
President: Brad Alberts
General Manager: Scott White
Head Coach: Derek Laxdal
Assistant Coach: Neil Graham
Athletic Trainer: Shay McGlynn
Equipment Manager: Brian Garcia
Media Relations/
Broadcaster: Brian Tosti

Home Arena: H-E-B Center at Cedar Park
Capacity: 6,779
Entered AHL: 2009-10
Calder Cups: One (2014)
Seasons in Playoffs: 7 of 10
Conference: Western
Division: Central
Time Zone: Central
Affiliation: Dallas Stars
Team Colors: Victory Green, Black, Silver

2018-19 Home Attendance: 205,411 (5,406 avg. – 17th in AHL)

2018-19 Regular Season Record: 37-31-4-4, 82 pts., 0.539 (6th in Central Division/
11th in Western Conference/20th in AHL)

2019 Playoff Record: Did not qualify

2019-20 VS. STARS

10/18 @ Texas 8 p.m.
10/19 @ Texas 8 p.m.
10/26 TEXAS 7 p.m.
1/4 @ Texas 8 p.m.
2/8 TEXAS 7 p.m.
2/9 TEXAS 4 p.m.
2/29 @ Texas 8 p.m.
4/1 TEXAS 7 p.m.

ALL-TIME SERIES VS. STARS

Season	Home				Road				Totals			
	W	L	OTL	SOL	W	L	OTL	SOL	W	L	OTL	SOL
2009-10	2	0	0	1	2	1	0	0	4	1	0	1
2010-11	1	1	0	1	1	2	0	0	2	3	0	1
2011-12	1	1	0	0	1	0	1	0	2	1	1	0
2012-13	1	1	0	0	1	1	0	0	2	2	0	0
2013-14	2	0	0	0	1	1	0	0	3	1	0	0
2014-15	2	0	0	0	2	0	0	0	4	0	0	0
2015-16	2	0	0	0	2	0	0	0	4	0	0	0
2016-17	1	1	0	0	1	1	0	0	2	2	0	0
2017-18	1	1	0	1	1	1	1	0	2	2	1	1
2018-19	3	1	0	0	2	2	0	0	5	3	0	0
TOTALS	16	6	0	3	14	9	2	0	30	15	2	3
Playoffs	Home				Road				Totals			
Year	W	L			W	L			W	L		
2014 - WCS	2	1			0	3			2	4		
TOTALS	2	1			0	3			2	4		



TORONTO MARLIES

45 Manitoba Drive
Toronto, Ontario M6K 3C3
marlies.ca
Phone: (416) 263-3900

General Manager:
Head Coach:
Assistant Coaches:

Laurence Gilman
Sheldon Keefe
A.J. MacLean, Rob Davison,
Jack Han
Jordan Aube
Chris McKeage
Kate Bascom
Todd Crocker

Home Arena:
Capacity:
Entered AHL:
Calder Cups:
Seasons in Playoffs:
Conference:
Division:
Time Zone:
Affiliation:
Team Colors:

Coca-Cola Coliseum
7,851
2005-06
One (2018)
11 of 14
Eastern
North
Eastern
Toronto Maple Leafs
Dark Blue, Light Blue

2018-19 Home Attendance: 243,912 (6,419 avg. – 10th in AHL)

2018-19 Regular Season Record: 39-24-9-4, 91 pts., 0.599 (3rd in North Division/
6th in Eastern Conference/9th in AHL)

2019 Playoff Record: 9-4 (defeated Rochester 3-0 in North Division Semifinals; defeated Cleveland 4-0 in
North Division Finals; lost to Charlotte 2-4 in Eastern Conference Finals)

2019-20 VS. MARLIES

11/8	TORONTO	7 p.m.
11/9	TORONTO	7 p.m.
3/19	@ Toronto	1:30 p.m.
3/22	@ Toronto	4 p.m.

ALL-TIME SERIES VS. MARLIES

Season	Home				Road				Totals			
	W	L	OTL	SOL	W	L	OTL	SOL	W	L	OTL	SOL
2005-06	2	1	0	0	1	2	0	0	3	3	0	0
2006-07	2	2	0	0	2	2	0	0	4	4	0	0
2007-08	2	2	0	0	1	3	0	0	3	5	0	0
2008-09	3	0	1	0	2	2	0	0	5	2	1	0
2009-10	2	1	0	0	2	1	0	0	4	2	0	0
2010-11	2	1	0	0	1	1	0	1	3	2	0	1
2011-12	2	2	0	0	2	1	1	0	4	3	1	0
2012-13	1	1	0	0	1	1	0	0	2	2	0	0
2013-14	0	1	0	1	0	1	1	0	0	2	1	1
2014-15	2	0	0	0	1	1	0	0	3	1	0	0
2015-16	0	2	0	0	0	2	0	0	0	4	0	0
TOTALS	18	13	1	1	13	17	2	1	31	30	3	2

Playoffs Year	Home		Road		Totals	
	W	L	W	L	W	L
2006 - NDS	1	1	3	0	4	1
2013 - WCS	2	1	2	1	4	2
2015 - WCQ	3	0	0	2	3	2
TOTALS	6	2	5	3	11	5



TUCSON ROADRUNNERS

175 W. Broadway Blvd.
Tucson, AZ 85701
tucsonroadrunners.com
Phone: (866) 774-6253

President: Bob Hoffman
General Manager: Steve Sullivan
Head Coach: Jay Varady
Assistant Coaches: John Slaney, Steve Potvin
Athletic Trainer: Bill Nervig
Equipment Manager: Eric Bechtol
Communications: Adrian Denny, Walt Ruff
Broadcaster: Adrian Denny

Home Arena:
Capacity:
Entered AHL:
Calder Cups:
Seasons in Playoffs:
Conference:
Division:
Time Zone:
Affiliation:
Team Colors:

Tucson Arena
6,521
2016-17
None
1 of 3
Western
Pacific
Mountain
Arizona Coyotes
Brick Red, Desert Sand,
Copper, Black

2018-19 Home Attendance: 145,995 (4,294 avg. – 23rd in AHL)
2018-19 Regular Season Record: 34-26-5-2, 76 pts., 0.559 (5th in
Pacific Division/10th in Western Conference/17th in AHL)
2019 Playoff Record: Did not qualify

2019-20 VS. ROADRUNNERS ALL-TIME SERIES VS. ROADRUNNERS

No games scheduled

Season	Home				Road				Totals			
	W	L	OTL	SOL	W	L	OTL	SOL	W	L	OTL	SOL
2017-18	1	1	0	0	1	1	0	0	2	2	0	0
TOTALS	1	1	0	0	1	1	0	0	2	2	0	0



UTICA COMETS

400 Oriskany St. W.
Utica, NY 13502
uticacomets.com
Phone: (315) 790-9070

General Manager: Ryan Johnson
President/CEO: Robert Esche
Head Coach: Trent Cull
Associate Coach: Gary Agnew
Assistant Coach: Jason King
Athletic Trainer: Toby Blosser
Equipment Manager: Damion Parmelee
Communications: Lindsay Mogle
Broadcaster: Joe Roberts

Home Arena: Utica Memorial Auditorium
Capacity: 3,917
Entered AHL: 2013-14
Calder Cups: None
Seasons in Playoffs: 3 of 6
Conference: Eastern
Division: North
Time Zone: Eastern
Affiliation: Vancouver Canucks
Team Colors: Blue, Green, Silver

2018-19 Home Attendance: 148,846 (3,917 avg. – 26th in AHL)
2018-19 Regular Season Record: 34-34-6-2, 76 pts., 0.500 (6th in North Division/
13th in Eastern Conference/26th in AHL)
2019 Playoff Record: Did not qualify

2019-20 VS. COMETS ALL-TIME SERIES VS. COMETS

No games scheduled

Season	Home				Road				Totals			
	W	L	OTL	SOL	W	L	OTL	SOL	W	L	OTL	SOL
2014-15	1	0	0	0	0	1	0	0	1	1	0	0
TOTALS	1	0	0	0	0	1	0	0	1	1	0	0

Playoffs Year	Home		Road		Totals	
	W	L	W	L	W	L
2015 - WCF	1	2	1	2	2	4
TOTALS	1	2	1	2	2	4



WILKES-BARRE/SCRANTON PENGUINS

40 Coal Street
Wilkes-Barre, PA 18702
wbspenguins.com
Phone: (570) 208-7367

Chief Executive Officer:	Jeff Barrett	Home Arena:	Mohegan Sun Arena
General Manager/Head Coach:	Mike Vellucci		at Casey Plaza
Assistant Coaches:	J.D. Forrest, Jarrod Skalde	Capacity:	8,050
Athletic Trainer:	Seamus McKelvey	Entered AHL:	1999-00
Equipment Manager:	Jared Mycyk	Calder Cups:	None
Media Relations/Broadcaster:	Nick Hart	Seasons in Playoffs:	17 of 20
		Conference:	Eastern
		Division:	Atlantic
		Time Zone:	Eastern
		Affiliation:	Pittsburgh Penguins
		Team Colors:	Black, Las Vegas Gold, Red

2018-19 Home Attendance: 210,876 (5,549 avg. – 15th in AHL)
2018-19 Regular Season Record: 36-30-7-3, 82 pts., 0.539 (6th in Atlantic Division/
11th in Eastern Conference/22nd in AHL)
2019 Playoff Record: Did not qualify

2019-20 VS. PENGUINS

No games scheduled

ALL-TIME SERIES VS. PENGUINS

Season	Home					Road					Totals				
	W	L	T	OTL	SOL	W	L	T	OTL	SOL	W	L	T	OTL	SOL
2001-02	1	0	0	0	--	1	0	0	0	--	2	0	0	0	--
2006-07	1	0	--	0	0	1	0	--	0	0	2	0	--	0	0
2008-09	0	0	--	0	1	0	1	--	0	0	0	1	--	0	1
2017-18	0	1	--	0	0	0	1	--	0	0	0	2	--	0	0
2018-19	1	0	--	0	0	0	0	--	0	1	1	0	--	0	1
TOTALS	3	1	--	0	1	2	2	--	0	1	5	3	--	0	2

Playoffs Year	Home		Road		Totals	
	W	L	W	L	W	L
2003 - WCQ	2	0	1	1	3	1
TOTALS	2	0	1	1	3	1

GRIFFINS ALL-TIME RECORDS VERSUS OPPONENTS

REGULAR SEASON

	HOME					ROAD					TOTALS				
	W	L	T	OTL	SOL	W	L	T	OTL	SOL	W	L	T	OTL	SOL
Abbotsford Heat	5	3	--	1	1	5	4	--	0	1	10	7	--	1	2
Adirondack Flames	0	1	--	0	0	1	0	--	0	0	1	1	--	0	0
Albany River Rats	0	1	--	0	0	1	0	--	0	0	1	1	--	0	0
Bakersfield Condors	0	1	--	0	0	0	1	--	0	0	0	2	--	0	0
Belleville Senators	1	0	--	0	1	1	1	--	0	0	2	1	--	0	1
Binghamton Devils	0	0	--	0	0	0	0	--	0	0	0	0	--	0	0
Binghamton Senators	0	0	1	0	0	0	0	0	1	0	0	0	1	1	0
Bridgeport Sound Tigers	0	0	--	0	0	0	0	--	0	0	0	0	--	0	0
Charlotte Checkers	8	10	--	0	0	10	7	--	0	1	18	17	--	0	1
Chicago Wolves*	42	27	2	4	2	42	34	0	2	1	84	61	2	6	3
Cincinnati Cyclones (IHL)	15	6	--	0	1	10	5	--	0	2	25	11	--	0	3
Cincinnati Mighty Ducks	11	4	2	0	0	11	6	0	0	0	22	10	2	0	0
Cleveland Barons	12	4	--	0	0	9	6	--	0	1	21	10	--	0	1
Cleveland Lumberjacks (IHL)	10	6	--	0	2	7	8	--	0	2	17	14	--	0	4
Cleveland Monsters***	30	15	--	1	2	22	14	--	4	8	52	29	--	5	10
Colorado Eagles	0	0	--	0	0	0	0	--	0	0	0	0	--	0	0
Detroit Vipers (IHL)	9	9	--	0	2	11	6	--	0	2	20	15	--	0	4
Edmonton Road Runners	1	1	--	0	0	0	2	--	0	0	1	3	--	0	0
Fort Wayne Komets (IHL)	6	4	--	--	1	5	3	--	--	2	11	7	--	--	3
Hamilton Bulldogs	22	14	1	0	3	18	21	0	0	1	40	35	1	0	4
Hamford Wolf Pack	1	0	--	0	0	0	1	--	0	0	1	1	--	0	0
Hershey Bears	4	1	--	0	0	4	1	--	0	0	8	2	--	0	0
Houston Aeros*	21	16	2	1	4	19	18	4	2	3	40	34	6	3	7
Indianapolis Ice (IHL)	5	4	--	--	3	8	1	--	--	2	13	5	--	--	5
Iowa Chops	1	0	--	0	0	1	0	--	0	0	2	0	--	0	0
Iowa Stars	4	0	--	1	1	3	2	--	0	1	7	2	--	1	2
Iowa Wild	14	6	--	1	2	17	6	--	0	0	31	12	--	1	2
Kansas City Blades (IHL)	5	5	--	0	1	6	5	--	0	2	11	10	--	0	3
Las Vegas Thunder (IHL)	1	2	--	--	0	2	1	--	--	0	3	3	--	--	0
Laval Rocket	0	0	--	0	0	0	0	--	0	0	0	0	--	0	0
Lehigh Valley Phantoms**	4	2	--	1	0	4	3	--	0	0	8	5	--	1	0
Long Beach Ice Dogs (IHL)	1	3	--	--	0	1	3	--	--	0	2	6	--	--	0
Manchester Monarchs	0	0	--	0	1	1	0	--	0	0	1	0	--	0	1
Manitoba Moose*	32	13	1	1	5	30	17	0	0	2	62	30	1	1	7
Michigan K-Wings (IHL)	14	3	--	--	2	14	5	--	--	2	28	8	--	--	4
Milwaukee Admirals*	53	30	2	2	3	45	34	5	5	5	98	64	7	7	8
Norfolk Admirals	2	1	0	0	0	2	0	1	0	0	4	1	1	0	0
Oklahoma City Barons	7	4	--	0	1	6	5	--	1	0	13	9	--	1	1
Omaha Ak-Sar-Ben Knights	2	2	--	0	0	3	1	--	0	0	5	3	--	0	0
Ontario Reign	0	1	--	0	0	0	1	--	0	0	0	2	--	0	0
Orlando Solar Bears (IHL)	10	10	--	1	2	4	15	--	1	3	14	25	--	2	5
Peoria Rivermen	8	14	--	4	1	13	12	--	1	1	21	26	--	5	2
Phoenix Roadrunners (IHL)	0	0	--	--	1	1	0	--	--	0	1	0	--	--	1
Providence Bruins	0	0	--	0	0	0	0	--	0	0	0	0	--	0	0
Quad City Flames	2	2	--	0	0	2	1	--	0	1	4	3	--	0	1
Quebec Rafales (IHL)	3	4	--	--	0	5	2	--	--	1	8	6	--	--	1
Rochester Americans	23	9	1	1	2	18	15	0	2	1	41	24	1	3	3
Rockford IceHogs	29	11	--	3	2	14	21	--	4	6	43	32	--	7	8
St. John's Maple Leafs	2	1	0	1	0	2	1	1	0	0	4	2	1	1	0
San Antonio Dragons (IHL)	2	1	--	--	0	1	1	--	--	0	3	2	--	--	0
San Antonio Rampage	26	12	1	3	1	24	16	0	2	1	50	28	1	5	2
San Diego Gulls	1	0	--	0	0	0	1	--	0	0	1	1	--	0	0
San Jose Barracuda	2	2	--	0	0	1	1	--	1	1	3	3	--	1	1
Springfield Thunderbirds	0	0	--	0	0	0	0	--	0	0	0	0	--	0	0
Stockton Heat	1	0	--	0	1	0	1	--	0	1	1	1	--	0	2
Syracuse Crunch	8	2	--	0	1	6	4	--	0	1	14	6	--	0	2
Texas Stars	16	6	--	0	3	14	9	--	2	0	30	15	--	2	3
Toronto Marlies	18	13	--	1	1	13	17	--	2	1	31	30	--	3	2
Toronto Roadrunners	0	1	1	0	--	2	0	0	0	--	2	1	1	0	--
Tucson Roadrunners	1	1	--	0	0	1	1	--	0	0	2	2	--	0	0
Utah Grizzlies*	15	9	1	0	1	9	15	1	1	0	24	24	2	1	1
Utica Comets	1	0	--	0	0	0	1	--	0	0	1	1	--	0	0
Wilkes-Barre/Scranton Penguins	3	1	--	0	1	2	2	--	0	1	5	3	--	0	2
Worcester Sharks	0	0	--	0	0	0	0	--	0	0	0	0	--	0	0
TOTALS	514	298	15	27	55	451	358	12	31	57	965	656	27	58	112



GRIFFINS ALL-TIME RECORDS VERSUS OPPONENTS

PLAYOFFS	HOME		ROAD		TOTALS	
	W	L	W	L	W	L
Abbotsford Heat	1	1	2	0	3	1
Chicago Wolves*	7	7	7	8	14	15
Cincinnati Cyclones (IHL)	2	2	2	2	4	4
Cleveland Lumberjacks (IHL)	3	2	5	0	8	2
Cleveland Monsters***	1	2	1	2	2	4
Hamilton Bulldogs	1	2	3	0	4	2
Houston Aeros	4	3	2	3	6	6
Manitoba Moose	5	7	4	7	9	14
Milwaukee Admirals	3	2	3	2	6	4
Oklahoma City Barons	2	2	2	1	4	3
Orlando Solar Bears (IHL)	1	4	3	3	4	7
Rockford IceHogs	2	0	2	1	4	1
San Jose Barracuda	3	0	1	1	4	1
Syracuse Crunch	4	2	4	2	8	4
Texas Stars	2	1	0	3	2	4
Toronto Marlies	6	2	5	3	11	5
Utica Comets	1	2	1	2	2	4
Wilkes-Barre/Scranton Penguins	2	0	1	1	3	1
TOTALS	50	41	48	41	98	82

Current AHL teams in bold

*Includes IHL records (1996-01)

**Includes records vs. Philadelphia Phantoms (2002-09)

***Includes records vs. Lake Erie Monsters (2007-16)



GRIFFINS MEDIA INFORMATION

CREDENTIALS: Members of the media must email requests for single-game credentials to the Griffins public relations office no later than 24 hours prior to game time. The names of individuals covering the game must be specified. Freelancers must provide proof of assignment. Credentials will be left at the media (service) entrance on the southeast side of Van Andel Arena. Pre-game information and notes, between-period statistics, out-of-town scores and final statistics will be made available. Media displaying game credentials will also have access to the Griffins media room, the press box and both home and visiting team dressing rooms.

Credentials will not be issued to family members, non-working media, or anyone not associated with accredited media organizations. Requests for credentials received on game day will not be granted. Season credentials will be granted only to print, television and radio media members who cover the Griffins on a regular basis.

Individuals possessing official National Hockey League or American Hockey League credentials will be granted full access to the arena. Call or email the public relations office to reserve parking and press box seating.

PARKING: Limited reserved parking is available to media in the Louis-Campau parking ramp at 43 Monroe Ave. NW, a few blocks from the arena. To request parking, contact the public relations office by 5 p.m. ET the day before the game.

MEDIA ENTRANCE: The media will call table is located at the southeast service entrance of Van Andel Arena (off Ionia Street). Media, scouts and broadcasters must use this entrance on game nights and should be prepared to present photo identification if requested. Credentials are available from two hours prior to game time until 20 minutes before faceoff. After that time, credentials may be picked up at the public will call windows in the main (Fulton St.) lobby of the arena.

PRESS BOX: The press box at Van Andel Arena is located on the fourth floor above the upper-level suites on the east side of the building. It can be accessed by taking the elevator at the media entrance to level 3, then turning left and walking up the flight of stairs. The press box can seat a maximum of 36 people for Griffins home games, and all seating is assigned. Please call ahead to reserve seating. Complimentary wireless Internet access is available.

MEDIA ROOM: The media room at Van Andel Arena is a source of pre-game information and is located on the locker room (west) side of the building on the first floor.

MEDIA MEAL: Complimentary arena concession vouchers are available to all credentialed media and scouts. They may be obtained from the attendant at the media entrance from two hours prior to game time until 20 minutes before faceoff. After that time, please see the Griffins PR staff in the press box.

PHOTOGRAPHERS: Photographers wishing to cover Griffins home games should follow the aforementioned procedure for media, submitting their emailed request no later than 24 hours prior to game time. Photographers may shoot only from areas designated by the public relations office, and on a space-available basis. Freelance photographers must provide proof of assignment. Fans and others without photo credentials may not use cameras that extend over 80 mm, detachable lenses over 80 mm, or flash.

DRESSING ROOMS: Per AHL policy, players and coaches will be made available for interviews within the locker rooms after a 10-minute cooling-off period. The training room and weight room are off-limits to media personnel at all times.

INTERVIEWS: Requests for all Griffins player and coach interviews, pre-game or otherwise, should be made to the Griffins public relations office. Requests for interviews such as live shots on a game night should be made that day during the Griffins' morning skate (usually held at 10 a.m. ET at Van Andel Arena). Please do not enter the Griffins locker room unless accompanied by a Griffins public relations staff member.

PRACTICES: Griffins practices are held at either Van Andel Arena or at Griff's IceHouse at Belknap Park (30 Coldbrook Road NE) and are open to the media. Consult the public relations office for exact dates and times.

PUBLIC RELATIONS/BROADCASTING PERSONNEL:

	Office	Cell	E-Mail
Randy Cleves, Sr. Dir. Public Rel.	(616) 774-4585 ext. 3046	(616) 550-3665	rcleves@griffinshockey.com
Jason Pearson, Public Rel. Mgr.	(616) 774-4585 ext. 3026	(616) 443-5896	jpearson@griffinshockey.com
Bob Kaser, VP Broadcasting	(616) 774-4585 ext. 3027		bkaser@griffinshockey.com

PUBLIC RELATIONS FAX: (616) 336-5464

PRESS BOX PHONE: (616) 742-6410

GRIFFINS PRIMARY MEDIA DIRECTORY

NEWSPAPERS

Grand Rapids Press (PM)/MLive.com – 169 Monroe NW, Suite 100, Grand Rapids, MI 49503; Main: (616) 459-1400; Sports Department: (616) 222-5400; Sports Coordinator: Pete Wallner; Reporter: Steve Kaminski; mlive.com/grand-rapids

Holland Sentinel (AM) – 54 W. Eighth Street, Holland, MI 49423; Main: (800) 968-3497; Sports Editor: Dan D'Addona; Asst. Sports Editor: Beau Troutman; hollandsentinel.com

TELEVISION STATIONS

WWMT Ch. 3 (CBS) – 590 W. Maple St., Kalamazoo, MI 49008; (269) 388-4717; Sports Director: Andy Pepper; Reporter: Mike McCann; wwmt.com

WOOD Ch. 8 (NBC) – 120 College Ave. SE, Grand Rapids, MI 49508; (616) 235-4317; Sports Director: Jack Doles; Reporters: Larry Figurski, Joe Aulisio; woodtv.com

WZZM Ch. 13 (ABC) – 645 Three Mile Rd., Grand Rapids, MI 49544; (616) 559-1432; Sports Director: Jamal Spencer; Reporter: Mike Lacett; wzzm13.com

WXMI Ch. 17 (FOX) – 3117 Plaza Dr. NE, Grand Rapids, MI 49525; (616) 447-5127; Sports Director: Jason Hutton; Reporter: Zach Harig; fox17online.com

RADIO STATIONS

WOOD 106.9 FM & 1300 AM (flagship)/ESPN 96.1 – 77 Monroe Center NW, Suite 1000, Grand Rapids, MI 49503; (616) 459-1919; Contacts: Bret Bakita and Steve Kelly (WOOD), Jim Costa and Drew McCarthy (ESPN)

WJRW 106.1 FM – 60 Monroe Center NW, Grand Rapids, MI 49503; (616) 456-5461; Contact: Bill Simonson

GRIFFINS ON THE AIR

LARRY FIGURSKI - COLOR COMMENTATOR

One of Grand Rapids' most popular television personalities, multi Emmy Award-winning Larry Figurski settles in for his 20th season providing radio color commentary for Griffins home games on WOOD 106.9 FM & 1300 AM. He and Griffins play-by-play broadcaster Bob Kaser received Michigan AP's award for Best Live Sports/Class II Radio in 2006, 2005 and 2002.

Figurski, a sports and news anchor for WOOD TV8 since 2000, became a household name in West Michigan during his time at WZZM-TV 13. He is a 10-time winner of the Michigan AP Best Sportscast award and a two-time recipient of the Michigan AP Best Sports Feature honor.

Prior to moving to Grand Rapids, the Detroit native and Central Michigan University grad also plied his trade in the Michigan television markets of Alpena, Cadillac/Traverse City, along with Springfield, Mo.

Larry and his wife, Lisa, have two daughters, Raychel and Samantha.



LOU RABAUT - COLOR COMMENTATOR

A partner at Warner Norcross & Judd L.L.P., Lou Rabaut has spent a lifetime around the sport of hockey, including serving as a radio color commentator alongside Bob Kaser for Griffins home games since 2002. Over the past 31 years, Rabaut has served as a high school and youth hockey coach in Grand Rapids. The president of the Griffins Youth Foundation from its founding in 1995 until 2006, Rabaut has remained active in coaching and other volunteer roles for the organization.

Rabaut, who graduated from the Detroit Institute of Technology and the University of Detroit/Mercy School of Law, has practiced law since 1982 and has been named in the Best Lawyers in America every year since 2005.

Lou and his wife Lynn, a former Grand Rapids city commissioner and outgoing executive director of the Griffins Youth Foundation, have two children and six grandchildren.



GRIFFINS COMMUNITY PROGRAMS

The Grand Rapids Griffins take great pride in our relationship with the West Michigan community. In addition to having developed many unique and successful programs, we make nearly 300 player, coach and mascot appearances each season. These include regularly scheduled visits to the Boys & Girls Clubs of Grand Rapids, Helen DeVos Children's Hospital, Kids' Food Basket, and youth hockey practices around West Michigan.

As our efforts have evolved, the Griffins have focused on developing a variety of programs to raise money for charity. These endeavors have enabled us to generate more than \$5.5 million for various schools, organizations and non-profits during the past 17 seasons and earned our franchise the AHL's Western Conference community service award for both 2012-13 and 2008-09.

The Griffins will continue striving to enhance our community by touching thousands of lives through our dynamic programs, which include:

I. GREAT SKATE WINTERFEST - JAN. 18-19, 2020



The Great Skate debuted in 2002 as a 24-hour ice skating marathon held at the outdoor Rosa Parks Circle ice rink in downtown Grand Rapids, with every Griffins player and coach skating for at least one hour around the clock with fans. In 2009, the event expanded into a two-day, 34-hour Winterfest, with skating, winter sports demonstrations, games and activities as part of a celebration of winter in our city. The 2020 Winterfest will begin at noon on

Saturday, Jan. 18 and conclude with The Great Skate, which will run from 10 p.m. on Jan. 18 until 10 p.m. on Sunday, Jan. 19. Proceeds will once again benefit the Griffins Youth Foundation. For more information, visit griffinshockey.com/greatskate.

II. GROWING WITH THE GRIFFINS

Growing With The Griffins supports Grand Rapids-area youth hockey programs and the Griffins Youth Foundation. As part of this initiative, Griffins players make several visits to youth hockey practices to hand out t-shirts and help teach fundamentals of hockey. Most importantly, they emphasize the five core values of Cornerstone University's Champions of Character program: Respect, Responsibility, Integrity, Servant Leadership and Sportsmanship. The players touch the lives of youngsters in eight area youth hockey associations (Grand Rapids Blades, Grand Rapids Amateur Hockey, Grand Valley Amateur Hockey, Hockey Association of West Kent, Holland Amateur Hockey, Kentwood Amateur Hockey, Fox Motors Hockey, and Rockford Amateur Hockey) as well as those who participate in various Griffins Youth Foundation programs. Sponsors provide opportunities for these youth hockey teams to play at Van Andel Arena on Saturday afternoons and attend Griffins games on those nights.



III. PUT A LID ON IT



The Griffins, in recognition of the importance of wearing helmets during bicycling and other outdoor activities, eagerly take that message to the streets and kids of West Michigan. Helen DeVos Children's Hospital is the presenting sponsor of Put A Lid On It, whose ultimate goal is to help prevent brain and neurological injuries among pre-K through middle school children. In recognition of its success, the program earned the 2007 Prevention Award from the Michigan Brain Injury Association. Each year, posters promoting the program and helmet safety are distributed to and displayed in

hundreds of West Michigan schools, libraries, pediatricians' offices, bike and skate shops and other public and retail establishments. Other aspects of the program include a ticket reward program for kids who wear their helmets, and donations of helmets through our Lids at the Library events and to Safe Kids Greater Grand Rapids. Kids who want to make a pledge to always wear their helmet will receive a voucher for two free Griffins tickets during the 2019-20 season. Visit griffinshockey.com/putalidonit.

IV. CHARITABLE GOALS

Local companies team with Griffins players to help raise money for various charities. Every time the player scores a goal or makes a save, the company makes a donation toward a mutually agreed upon charity. This season's partnerships and recipients include: Fox Motors and Givani Smith, \$100 per goal to the Griffins Youth Foundation; Centennial Securities and Dominic Turgeon, \$50 per goal to Blandford Nature Center; Meijer and Turner Elson, \$50 per goal to Jamie Daniels Foundation; Yo Chef and Dylan McIlrath, \$50 per goal to Easterseals Michigan; Planet Fitness and Filip Zadina, \$50 per goal to Boys & Girls Clubs; Brann's Steakhouse and Joe Veleno, \$50 per goal to Billy Bear Hug; MET/MESP and Matt Puempel, \$50 per goal to Fostering Futures Scholarship Fund; and the Carlin Group and Griffins goaltenders, \$1 per save to Kids' Food Basket.

CHARITABLE GOALS



V. YOUTH FOUNDATION GOLF TOURNAMENT – AUG. 31, 2020

The 26th annual Griffins Youth Foundation Golf Classic returns to Egypt Valley Country Club. The event raises more than \$70,000 each year for the Griffins Youth Foundation and the 420 underprivileged and underserved kids it supports. In addition to Griffins players, coaches and alumni, several other celebrities from the hockey world have attended this premier event, including current and former

NHL players Landon Ferraro, Luke Glendening, Mike Knuble, Darren McCarty and Chris Summers; Detroit Red Wings coach Jeff Blashill, broadcaster Ken Kal and former GM Ken Holland; and Jack O'Callahan and Ken Morrow, members of the 1980 "Miracle on Ice" U.S. Olympic Team.

VI. GRIFFINS / SLED WINGS GAME – FEB. 25, 2020

In one of the most unique events anywhere involving a professional sports team, the Griffins each season play a friendly but spirited game of sled hockey with and against the Grand Rapids Sled Wings, a talented team of children and young adults with physical disabilities that is sponsored by the Griffins Youth Foundation in partnership with Mary Free Bed Rehabilitation Hospital. This season's 15th annual game will again benefit both the Griffins Youth Foundation and the Sled Wings.



VII. TIP-A-GRIFFIN – NOV. 18, 2019

Griffins players and coaches will visit all six Uccello's locations in West Michigan to serve food and wait tables, with tips and proceeds benefiting the Griffins Youth Foundation. In its 12 previous editions, Tip-A-Griffin has raised more than \$100,000 for various local charities.

Uccello's locations in West



VIII. HOCKEY, HOPS & HOPE – MARCH 16, 2020

This wine and beer tasting benefit for Easterseals Michigan returns for its ninth year. Griffins players serve craft beer and wine samples to more than 150 guests, who also enjoy live music and hors-d'oeuvres.



IX. COLLEGE SPORTS SCRIBES EXPERIENCE – TBD

For the fifth consecutive season, 24 journalism students and newspaper writers from colleges and universities throughout Michigan will receive the opportunity to cover a professional sporting event and learn from members of the local media, thanks to the Michigan Office Solutions (MOS) College Sports Scribes Experience. Every scribe writes a recap of that night's Griffins game on deadline; the best entry is then selected,

with its author earning the chance to return to another game to write a bylined story for MLive.com.



X. GRIFF'S READING GOALS

Twice each season, the Griffins reward young readers through the Griff's Reading Goals program. In cooperation with Kent ISD and the Ottawa Area Intermediate School District, special bookmarks are distributed to Pre-K through eighth grade students, offering rewards for every hour that they read. Local businesses such as Pepsi, Craig's Cruisers and Celebration! Cinema offer prizes for the first and second hours of reading, while kids who total three

hours of reading receive two free tickets to a select Griffins game.

XI. YOUTH HOCKEY CAMP – JULY 20-24, 2020

The Griffins Youth Hockey Camp, held each summer at Griff's IceHouse at Belknap Park, features current and former Griffins players teaming up to share their experiences, both on and off the ice, with children 6-16 years of age. Past and present Griffins assistant coaches and players direct the hockey instruction, and local products Luke Glendenning and Justin Abdelkader of the Detroit Red Wings and former NHLer Mike Knuble typically make appearances.



XII. BETTER HALVES

Introduced in 2003, players' wives and girlfriends team up to assist the Griffins in their community endeavors. For example, in 2011-12, the Better Halves sold bracelets to help raise money for the families who lost loved ones in the tragic Russian plane crash on Sept. 7, 2011 that claimed the lives of the Lokomotiv Yaroslavl hockey team, including

former Griffins players Pavol Demitra, Karel Rachunek and Stefan Liv.

XIII. SUMMER READING REWARDS

Each year since 2008, 20,000 children throughout seven West Michigan counties have turned their summer reading enjoyment into wintertime fun, thanks to partnerships between the Grand Rapids Griffins and more than 50 branches of the Grand Rapids Public Library, the Kent District Library and the Lakeland Library Cooperative. The Griffins reward kids who complete their local library's summer reading program with two free tickets to a regular season game.



XIV. PLAYER/ALUMNI TICKET DONATIONS

In yet another example of their passion to give back to the West Michigan community, several Griffins players and alumni purchase Griffins season tickets that are donated to local charities, to help provide the children and families they serve with an enjoyable night out. For the 14th straight season, Detroit Red Wings goalie Jimmy Howard has donated four season tickets to Helen DeVos Children's Hospital through his "Howard's Heroes" initiative. In addition, for the second straight year, Griffins defenseman Brian Lashoff has teamed with Blue Cross Blue Shield of Michigan to donate four season tickets to Boys & Girls Clubs, while right wing Chris Terry has donated four season tickets that are split between the ALS Association and Family Promise.

To get involved with any of the Griffins' community endeavors, please call (616) 774-4585 ext. 3027.

GRIFFINS YOUTH FOUNDATION

OPPORTUNITIES...

To have fun * To be part of a team * To grow * To compete * To make friends
* To win with class * To lose with grace * To achieve * To give back * To score
a goal * To learn * To overcome challenges * To be active * To be a good sport

Established in 1995 by Dan and Pamella DeVos, the Griffins Youth Foundation promotes academic excellence, community involvement and healthy lifestyles among the youth of West Michigan, enhancing their lives through hockey and ice-related sports.

For more than two decades, we have eliminated the high financial and logistical barriers that prevent children from playing hockey. Our 420 children – many of whom are underprivileged, at-risk, underserved or have other special needs – also receive life lessons that help them succeed far from the ice.

All of our programs are FREE, with equipment and ice time provided by the foundation. We are proud to call Griff's IceHouse (30 Coldbrook NE, Grand Rapids) our home.

GRIFFINS YOUTH FOUNDATION – BY THE NUMBERS

\$0 – Participation cost per player/family

1 – Number of practices and games per team per week (Nov.-March)

6 – Members of the Grand Rapids Sled Wings who have gone on to play for either the U.S. National Developmental Sled Hockey Team or the U.S. Women's Sled Hockey Team



34 – Pints donated annually to the Michigan Blood Center through our drive

180 – Volunteers whose time and talents make our programs possible

420 – Players in our program, ranging from first graders to high school seniors

\$500 – Annual cost per player that we incur for equipment, ice time and staffing

1,900 – Hours of reading achieved by our "Read to Lead" participants in 2015-16

1995 – Year the Griffins Youth Foundation was established (one year before the Grand Rapids Griffins started playing!)

\$5,000 – Value of each of two college scholarships we award annually to past program participants

\$8,300 – Amount raised by our players and donated to four charities – Gilda's Club, Helen DeVos Children's Hospital, Leukemia & Lymphoma Society, and Susan G. Komen – through our inaugural Cancer Cup tournament in 2016

35,000 – Annual visitors to downtown Grand Rapids' Rosa Parks Circle ice rink, whose free loaner skates we provide

OUR PROGRAMS

Olympic Division

Co-ed hockey instruction and games for children in grades 1-2

Adams Division

Co-ed hockey instruction and games for children in grades 3-4

Campbell Division

Co-ed hockey instruction and games for children in grades 5-6

Norris and Patrick Divisions

Co-ed hockey instruction and games for students in grades 7-12

Girls Hockey

Hockey instruction and games for girls in grades 6-12, featuring an all-female coaching staff

Sled Hockey

Co-ed hockey instruction and games for children and teens who have physical disabilities. Sled hockey rules are virtually identical to traditional hockey, except participants are on bladed sleds.

The Grand Rapids Sled Wings junior team is sponsored by the foundation in partnership with Mary Free Bed Rehabilitation Hospital. It became the first junior-level sled hockey team in Michigan upon its founding in 2001 and has gained a national reputation by winning prestigious tournaments and developing high-caliber players for various U.S. national teams. The Sled Wings captured their first Division A National Championship in 2015.



Open-Skating Programs

In addition to hockey programming, we offer various ice skating opportunities, including holiday lunch skates and Special Olympics speed skating.

SO MUCH MORE THAN HOCKEY!

Academic Excellence

- Education/community room
- "Read to Lead" program
- Tutoring
- College visits and financial planning for parents
- Career fair
- College scholarships

Community Involvement

- Charitable fundraising
- Blood drives
- Special Olympics ice time
- Donation of skates to Rosa Parks Circle ice rink

Healthy Lifestyles

- Nutrition education
- Concussion awareness
- Strength and conditioning



OUR PARTNERS





2019-20 SEASON

OUR EVENTS



GRIFFINS
YOUTH
FOUNDATION
GOLF
CLASSIC



GRIFFINS/
SLED WINGS
SLED
HOCKEY
GAME



GREAT
SKATE
WINTERFEST



TIP-A-
GRIFFIN

JOIN OUR TEAM!

Play – Submit an application for your child. They are never too old to start playing hockey!

Donate – Make a tax-deductible donation, or donate usable hockey equipment or books for our kids.

Volunteer – Assist us at the rink on weekday practice nights or Saturday game days, serve as an academic tutor, or help sell 50/50 raffle tickets during Griffins games at Van Andel Arena.

Sponsor – Many of the best companies and organizations in West Michigan support the Griffins Youth Foundation, our programs and events. Sponsorship opportunities start as low as \$500!

OUR PEOPLE

Board of Directors

Pam DeVos, Chair/Co-Founder / President and Designer - PAMELLA ROLAND

Bob Kaser, President / VP of Community Relations and Broadcasting - Grand Rapids Griffins

Randy Cleves / Senior Director of Public Relations - Grand Rapids Griffins

Terri DeBoer / Meteorologist - WOOD TV8

Jim Gaudette / Team Velocity Marketing

Scott Jacobs / Blu House Properties

Mike Knuble / Assistant Coach – Grand Rapids Griffins / 16-Year NHL Veteran

Kevin Muntter / Audit Partner - BDO

David Phelps / Creative Director – Gorilla

Executive Director

Kirk Morgan / Former attorney - Smith Haughey Rice & Roegge

Grand Rapids Griffins Youth Foundation

130 W. Fulton, Suite 111, Grand Rapids, MI 49503

griffinskids.org / (616) 970-5437 / director@griffinskids.org



The Grand Rapids Griffins Youth Foundation is a 501(c)3 non-profit organization (EIN 38-3238277).



VAN ANDEL ARENA

Located in the heart of Michigan's fastest growing city, Van Andel Arena earned recognition from Billboard in 2019 as the No. 1 Mid-Size Venue in North America, and it's the centerpiece facility of a Grand Rapids market that ranks as the Top Minor League Market in the United States according to Sports Business Journal.

Completed in 1996, the \$75-million facility seats 10,834 spectators for hockey and has a maximum event capacity of more than 12,000, including 44 private suites. Van Andel Arena has hosted some of the biggest names in entertainment, including Garth Brooks, Lady Gaga, Katy Perry, Elton John, Kenny Chesney, Keith Urban, Paul McCartney and Kid Rock.



This fall saw the unveiling of a \$2.3 million renovation of the Griffins and visiting team locker rooms, the Griffins' weight room, performer dressing rooms and The Zone team store, along with the addition of a new private hospitality area. Other improvements in recent years have included a state-of-the-art LED lighting system, a public wi-fi service, an HD video board on the south end of the lower bowl, an LED ribbon that encircles the arena on the façade of the upper bowl, as well as the Amway "Section A" expansion of the arena's northwest concourse.

The Zone is located on the building's west side and carries an extensive selection of official team souvenirs and merchandise. It also serves as the primary ticket outlet for the Griffins.

Van Andel Arena is connected via skywalk to the Amway Grand Plaza Hotel, the JW Marriott, the Courtyard by Marriott Hotel and other downtown Grand Rapids buildings. It also houses the Griffins' administrative and staff offices on its east side. In addition to serving as the Griffins' home, Van Andel Arena has demonstrated its versatility and excellence by hosting a variety of other sporting events, including:

- 2017 and 2013 AHL Calder Cup Finals
- 2017 Michigan State University vs. University of Georgia men's basketball exhibition game
- 2016 and 2014 WCHA Final Five Tournament
- 2011, 2003, 2002 and 2000 Detroit Red Wings Red & White Games
- 2004 Pepsi AHL All-Star Classic
- 2001 Ottawa Senators vs. Florida Panthers preseason game
- ArenaBowl XV in 2001
- 2000 IHL Turner Cup Finals
- 1999 Atlanta Thrashers vs. St. Louis Blues preseason game
- NBA exhibition games
- NCAA Hockey Regional Finals
- Big 10 Women's Basketball Tournament
- Title fights featuring Floyd Mayweather Jr.

GRIFFINS YEAR-BY-YEAR HOME ATTENDANCE

Season	Regular Season			Playoffs		
	Games	Total	Avg.	Games	Total	Avg.
1996-97	41	443,284	10,811	2	20,971	10,485
1997-98	41	438,924	10,705	1	8,751	8,751
1998-99	41	410,498	10,012	DNQ	--	--
1999-00	41	361,592	8,819	9	64,744	7,194
2000-01	41	328,919	8,022	5	30,105	6,021
2001-02	40	281,867	7,046	3	14,606	4,868
2002-03	40	288,628	7,215	8	34,868	4,358
2003-04	40	269,094	6,727	2	8,786	4,393
2004-05	40	266,399	6,659	DNQ	--	--
2005-06	40	261,907	6,548	8	28,519	3,565
2006-07	40	274,657	6,866	3	9,505	3,168
2007-08	40	275,905	6,898	DNQ	--	--
2008-09	40	297,905	7,448	5	17,128	3,426
2009-10	40	280,627	7,016	DNQ	--	--
2010-11	40	289,646	7,241	DNQ	--	--
2011-12	38	275,632	7,253	DNQ	--	--
2012-13	38	291,892	7,681	13	72,360	5,566
2013-14	38	*312,355	*8,220	5	32,273	6,455
2014-15	38	307,110	8,082	8	50,939	6,367
2015-16	38	324,629	8,543	4	26,700	6,675
2016-17	38	313,312	8,245	10	83,017	8,302
2017-18	38	302,471	7,960	3	21,820	7,273
2018-19	38	311,813	8,206	2	15,400	7,700
TOTALS	909	7,209,066	7,931	91	540,492	5,939

*Includes 20,337 for Dec. 30 outdoor game at Comerica Park in Detroit. The average for the 37 home games at Van Andel Arena was 7,892.