



# 19/20 MEDIA GUIDE

## TABLE OF CONTENTS

TNSE Mission Statement.....	2
Communications Staff + Media Guidelines.....	3-4
Regular Season Schedule.....	5
Manitoba Moose Staff.....	6-9
Affiliations.....	10
Road to the NHL.....	11

### PLAYERS

2019-20 Opening Night Roster.....	14
Charles-David Beaudoin.....	15-16
Mikhail Berdin.....	17-18
Adam Carlson.....	19-20
Jacob Cederholm.....	21-22
Andrei Chibisov.....	23-24
Graeme Craig.....	25-26
Alexis D'Aoust.....	27-28
Hunter Fejes.....	29-30
Leon Gawanke.....	31-32
Luke Green.....	33-34
Seth Griffith.....	35-36
Jansen Harkins.....	37-38
Derek Hulak.....	39-40
Johnathan Kovacevic.....	41-42
JC Lipon.....	43-44
Joona Luoto.....	45-46
Bobby Lynch.....	47-48
Cole Maier.....	49-50
Skyler McKenzie.....	51-52
Kamerin Nault.....	53-54
Sami Niku.....	55-56
Nelson Nogier.....	57-58
Jimmy Olinny.....	59-60
Griffin Outhouse.....	61-62
Emile Poirier.....	63-64
Kristian Reichel.....	65-66
Cameron Schilling.....	67-68
Hayden Shaw.....	69-70
Logan Shaw.....	71-72
Michael Spacek.....	73-74
Logan Stanley.....	75-76
Peter Stoykewych.....	77-78
C.J. Suess.....	79-80
Kristian Vesalainen.....	81-82
Ryan White.....	83-84

### TEAM HISTORY

All-Time Records.....	86-88
Single-Season Team Records.....	89
Single-Game Team Records.....	90
Single-Period Team Records.....	91
Individual Records.....	92
Season Summaries.....	93-115
Roster by Number.....	116-118
All-Time Roster.....	118-121
All-Time Record by Opponent.....	122
All-Time Leaders - Skaters.....	123
All-Time Leaders - Goaltenders.....	124
All-Time Leaders - Rookies.....	125
Leaders by Season.....	126-127
Scoring Records by Position.....	128
Player Streaks.....	128
Team Streaks.....	129
Multi-Point Games.....	129
Hat-Tricks.....	130
Shutouts.....	131-132
All-Time Overtime Results.....	133-134
All-Time Penalty Shots.....	134
Attendance.....	135

### PLAYOFF HISTORY

All-Time Playoff Records.....	137-141
Team Playoff Records.....	142-144
Individual Playoff Records.....	145
Goaltender Playoff Records.....	146
All-Time Series Results.....	147-151

### LEAGUE INFORMATION

AHL League Directory.....	153-154
AHL Team Map.....	155

### COMMUNITY INVOLVEMENT

Commitment to the Community/Events.....	157
True North Youth Foundation.....	158
Project 11.....	158
Camp Manitou.....	159
Major Fundraisers.....	159
Winnipeg Jets Hockey Academy.....	160
Learn to Play.....	160
Mick E. Moose.....	160

### FACILITIES

Bell MTS Place.....	162-163
Bell MTS Iceplex.....	164
Burton Cummings Theatre.....	165
True North Square.....	165

## 2019-20 MANITOBA MOOSE MEDIA GUIDE

**Executive Editor:** Scott Brown

**Content & Layout:** Daniel Fink, Jennifer Redenbach,

Scott Unger, Greger Buer, Jamie Thomas

**Photography:** Jonathan Kozub, Darcy Finley, Jason Scourse

**Moose Team Photographer:** Jonathan Kozub, Darcy Finley



# WE ARE TRUE NORTH.

---

WE ARE GUIDED IN OUR DAY TO DAY UNDER  
THE DIRECTION OF OUR VISION AND MISSION.

---

## VISION

True North endeavours to be recognized as a preeminent organization within the National Hockey League, the American Hockey League, and the North American entertainment industry. We further strive to establish ourselves as an integral asset to the City of Winnipeg and Province of Manitoba, and to be a consistent source of pride for our entire community.

## MISSION

We are relentless in our pursuit of providing a superior patron experience in all of our facilities, developing championship caliber hockey teams, nurturing and providing opportunities for our colleagues, and collectively making a meaningful and consistent contribution to our community.

---

WE HOLD OUR VALUES AS INARGUABLE TRUTHS.

---



## COMMUNICATIONS DEPARTMENT



**DANIEL FINK**  
Manager,  
Hockey Communications &  
Broadcaster  
Office: 204-926-5769  
Cell: 204-599-9453  
dfink@moosehockey.com



**JENNIFER REDENBACH**  
Coordinator,  
Hockey Communications  
Office: 204-926-5868  
Cell: 403-818-2119  
jredenbach@moosehockey.com



**AUSTIN SIRAGUSA**  
Coordinator,  
Video Content  
Office: 204-926-5788  
asiragusa@tnse.com

## MEDIA GUIDELINES

### TNSE MEDIA POLICY STATEMENT

True North Sports + Entertainment (TNSE) and the Winnipeg Jets Hockey Club endeavor to provide members of the media with appropriate access and proper resources for the effective performance of their services and to cultivate an environment of mutual cooperation and respect. TNSE expects all members of the media to act honestly and with integrity, to engage in factual and accurate reporting and to comply at all times with the policies and procedures set out in these guidelines or otherwise communicated by the Jets communications department. Members of the media should be aware they will be held to the same standards of conduct whether providing services for accredited organizations, acting individually, or on behalf of unaccredited organizations, performing services for traditional media outlets or emerging media outlets and social networks.

**TNSE RESERVES THE RIGHT TO ENFORCE THESE MEDIA GUIDELINES BY REVOKING CREDENTIALS OR OTHERWISE RESTRICTING AND/OR DENYING ACCESS BY ANY PERSON TO BELL MTS PLACE EITHER TEMPORARILY OR PERMANENTLY.**

### MEDIA INQUIRIES

For all media inquiries, please contact Daniel Fink.  
(C: 204.599.9453, dfink@moosehockey.com)

### CREDENTIAL PROCEDURE

Winnipeg Jets media season passes are valid for entry to 2018 Manitoba Moose playoff games. Notice of attendance 24 hours prior to the game is appreciated.

**Single-game credentials can be requested by completing the form at [moosehockey.com/media](http://moosehockey.com/media) at least 24 hours prior to the game.** Credentials are distributed two hours prior to game time at the Media Entrance, located at Gate 4 on Hargrave Street just south of Portage Ave. Parking passes are not available on an individual-game basis. Due to the professional working environment of the press box, all members of the media are requested to abide by a "working/business" dress code. Jeans are not recommended.

### PHOTOGRAPHERS

Photographers on assignment from accredited newspapers, magazines and wire services may apply for single game photo passes by completing the form at [moosehockey.com/media](http://moosehockey.com/media) at least 24 hours prior to the game they are assigned to shoot.

### GAME DAY INFORMATION

In recent seasons, the True North Sports + Entertainment communications department has endeavored to move toward a more environmentally friendly, or "green", press box and Matt Frost Media Centre. As a result, we will no longer be printing the following items for games or practices:

- Game notes packages
- League statistical packages
- Game reports and intermission summaries

All of these materials are accessible through the Winnipeg Jets Media App, which is available on all iOS and Android devices through the App Store or Google Play. Moose related information is accessed through the 'Moose Media Site' option on the home screen menu. All materials are also available at [moosehockey.com/media](http://moosehockey.com/media).

If you do not possess a tablet or device, the hockey club supplies a limited number of team-issued tablets to be signed out for your use. It is asked these tablets are returned to the communications team immediately upon completion of the game.

## MEDIA GUIDELINES CONT.

### MEDIA ENTRANCE

All media must access Bell MTS Place for Manitoba Moose games through Gate 4 located at the northwest corner of the building (corner of Portage & Hargrave). Please check in at the media credential station located inside Gate 4. After checking in for games, media can access the press box elevators at the northwest corner of Bell MTS Place.

### DRESSING ROOMS

The dressing rooms for both the home and visiting teams are located at event level of Bell MTS Place. Both the Moose and visiting dressing rooms are located on the south end of the building. We ask media to avoid passing through the loading dock as much as possible to access the locker rooms due to an increase in vehicle traffic.

### FOOD & DRINK SERVICE

A media meal is available for purchase on game nights in the media lounge located at the press box level at a cost of \$15/person. Media are asked to refrain from consuming these meals at their work stations in the press box area. Complimentary soft drinks, coffee, and water are available to everyone in the press box. Media are also invited to purchase food from the various concessions located on the public concourses at Bell MTS Place. Alcoholic beverages are prohibited in the press box for members of the media.

### WWW.MOOSHOOCKEY.COM/MEDIA

The Manitoba Moose communications department maintains a media information section of their website that contains credential request forms, game notes, statistic packages, line charts, game recaps, practice schedules, team media guides, and other relevant details.

### VIDEO AND AUDIO RECORDING POLICY

- Manitoba Moose video and audio related content is defined as, but not limited to; interviews, news conferences, practices, and community related events. Games fall under the NHL's broadcast policies.
- Content does not extend to the use of editorial text on the internet or text alerts sent to PDA's or cell phones.
- Up to 60 seconds maximum per day of video and audio may be used on the Internet by news organizations credentialed by the Jets.
- An additional 60 seconds of game highlights may also be used for up to 24 hours following the conclusion of a game.
- No video or audio may be streamed live without the expressed permission of the Manitoba Moose Hockey Club.
- All material must link back to the team website (example: "For more information, go to [www.moosehockey.com](http://www.moosehockey.com)"). [www.moosehockey.com](http://www.moosehockey.com) is permitted to link to such posted material.
- All video and audio content is restricted to use on media websites and may not be "pushed" to other platforms (including but not limited to cell phones).
- Video and audio content cannot be marketed or sold on a subscription basis.
- Video and audio content may be used only in editorial context (such as in links that illustrate stories or in multimedia news sections) and may not be featured in stand-alone multimedia entertainment sections of third-party websites.
- Video and audio content must adhere to the AHL's broadcast policies.
- There is to be no sponsorship or advertising associated with or connected to the content. Footage may appear with banners and contextual ads, but the ads may not be specifically related to Jets content.
- There is no limitation on "talking head" video or audio of reporters at Jets facilities that does not include team/interview/press conference content.
- Reporters and photographers using a still camera or mini-cam for video purposes must inform the player or coach and inform the Jets communications department beforehand.

## REGULAR SEASON SCHEDULE

Date	Opponent	Time
<b>October</b>		
Friday, Oct. 4	@ San Antonio	7:00 PM
Saturday, Oct. 5	@ Texas	7:00 PM
Friday, Oct. 11	Toronto	7:00 PM
Saturday, Oct. 12	Toronto	2:00 PM
Friday, Oct. 18	Iowa	7:00 PM
Saturday, Oct. 19	Iowa	6:00 PM
Friday, Oct. 25	@ Grand Rapids	6:00 PM
Saturday, Oct. 26	@ Chicago	7:00 PM
<b>November</b>		
Saturday, Nov. 2	Grand Rapids	2:00 PM
Sunday, Nov. 3	Grand Rapids	2:00 PM
Wednesday, Nov. 6	@ Milwaukee	10:30 AM
Friday, Nov. 8	@ Rockford	7:00 PM
Saturday, Nov. 9	@ Chicago	7:00 PM
Monday, Nov. 11	Texas	2:00 PM
Wednesday, Nov. 13	Texas	7:00 PM
Friday, Nov. 15	San Antonio	7:00 PM
Sunday, Nov. 17	San Antonio	2:00 PM
Wednesday, Nov. 20	@ Belleville	6:00 PM
Saturday, Nov. 23	@ Toronto	3:00 PM
Sunday, Nov. 24	@ Toronto	3:00 PM
Wednesday, Nov. 27	@ Milwaukee	7:00 PM
Friday, Nov. 29	@ Grand Rapids	6:00 PM
Saturday, Nov. 30	@ Chicago	7:00 PM
<b>December</b>		
Tuesday, Dec. 3	@ Rockford	7:00 PM
Friday, Dec. 6	Chicago	7:00 PM
Saturday, Dec. 7	Chicago	6:00 PM
Wednesday, Dec. 11	@ Texas	7:00 PM
Friday, Dec. 13	@ Texas	7:00 PM
Saturday, Dec. 14	@ San Antonio	7:00 PM
Tuesday, Dec. 17	@ Colorado	8:05 PM
Wednesday, Dec. 18	@ Colorado	8:05 PM
Saturday, Dec. 21	San Antonio	6:00 PM
Sunday, Dec. 22	San Antonio	2:00 PM
Sunday, Dec. 29	Rockford	2:00 PM
Tuesday, Dec. 31	Rockford	4:00 PM
<b>January</b>		
Friday, Jan. 3	Colorado	7:00 PM
Saturday, Jan. 4	Colorado	6:00 PM
Wednesday, Jan. 8	@ Rockford	7:00 PM

Date	Opponent	Time
Friday, Jan. 10	@ Grand Rapids	6:00 PM
Saturday, Jan. 11	@ Grand Rapids	6:00 PM
Monday, Jan. 13	Belleville	7:00 PM
Wednesday, Jan. 15	Belleville	7:00 PM
Saturday, Jan. 18	Laval	2:00 PM
Sunday, Jan. 19	Laval	2:00 PM
Friday, Jan. 24	@ Iowa	7:00 PM
Saturday, Jan. 25	@ Iowa	6:00 PM
Friday, Jan. 31	@ Rockford	7:00 PM
<b>February</b>		
Saturday, Feb. 1	@ Chicago	7:00 PM
Thursday, Feb. 6	Chicago	7:00 PM
Friday, Feb. 7	Chicago	7:00 PM
Wednesday, Feb. 12	Rockford	7:00 PM
Thursday, Feb. 13	Rockford	7:00 PM
Saturday, Feb. 15	Milwaukee	6:00 PM
Monday, Feb. 17	Milwaukee	2:00 PM
Wednesday, Feb. 19	@ Laval	6:00 PM
Friday, Feb. 21	@ Laval	6:30 PM
Saturday, Feb. 22	@ Belleville	6:00 PM
Saturday, Feb. 29	Chicago	2:00 PM
<b>March</b>		
Sunday, March 1	Chicago	2:00 PM
Saturday, March 7	Iowa	6:00 PM
Sunday, March 8	Iowa	2:00 PM
Friday, March 13	@ Milwaukee	7:00 PM
Saturday, March 14	@ Milwaukee	6:00 PM
Sunday, March 15	@ Chicago	3:00 PM
Wednesday, March 18	@ Texas	7:00 PM
Saturday, March 21	@ San Antonio	7:00 PM
Monday, March 23	@ San Antonio	7:00 PM
Thursday, March 26	Texas	7:00 PM
Saturday, March 28	Texas	6:00 PM
Tuesday, March 31	Milwaukee	7:00 PM
<b>April</b>		
Wednesday, April 1	Milwaukee	7:00 PM
Saturday, April 4	Grand Rapids	6:00 PM
Sunday, April 5	Grand Rapids	2:00 PM
Wednesday, April 8	@ Iowa	7:00 PM
Friday, April 10	@ Iowa	7:00 PM
Saturday, April 11	@ Chicago	7:00 PM
All times Central		



## TEAM INFORMATION

### Home Ice Address

Bell MTS Place  
300 Portage Ave.  
Winnipeg, MB R3C 5S4

### Office and Practice Facility Address

Bell MTS Iceplex  
3969 Portage Ave.  
Winnipeg, MB R3K 1W4

### Telephone Fax Email Website

204-837-7539  
204-926-5885  
info@moosehockey.com  
moosehockey.com

## HOCKEY OPERATIONS STAFF



### **CRAIG HEISINGER** **GENERAL MANAGER, MANITOBA MOOSE**

Craig Heisinger began his tenure with the Moose as the team's equipment manager in 1996.

He transitioned to the role of assistant general manager of the team three years later. Heisinger took over as general manager of the club in 2002 and has remained in that position ever since, occupying the role through the team's move to St. John's in 2011 and return to Winnipeg in 2015.

With Heisinger at the helm, the Moose/IceCaps have qualified for the playoffs in 10 of 15 seasons, reaching the Calder Cup Final in 2009 (Moose) and 2014 (IceCaps).

In addition to his work with the Moose, Heisinger has served on the league's Competition Committee (including one season as chairman) and Player Development Committee. With the Jets' arrival in Winnipeg, Heisinger took on the role of Sr. Vice President and Director, Hockey Operations/Assistant General Manager for the NHL club in 2011.

In 2009, the Winnipeg native was recognized by the AHL with the James C. Hendy Memorial Award as the league's outstanding executive. In 2017, Heisinger was honoured with the Thomas Ebright Award in recognition of career contributions to the AHL.



### **BRAD ANDREWS** **SENIOR DIRECTOR, HOCKEY & BUSINESS OPERATIONS, MANITOBA MOOSE**

Brad Andrews enters his fifth season with the Moose. This is his second season as the Senior Director, Hockey & Business Operations after three seasons as Director, Hockey Operations and spending four seasons with the Winnipeg Jets' AHL affiliate in St. John's in the same role.

In this role, Andrews oversees day-to-day operations for Moose in regards to ticketing, marketing, corporate partnerships, game production, community relations and hockey operations.

Prior to joining the IceCaps in 2011, Andrews, a native of Nova Scotia, previously worked with Reebok where he spent three years in their marketing department. He also spent time

assisting the Washington Capitals hockey operations department with multiple salary arbitrations and interned with Comcast-Spectacor's legal department for two summers.

Andrews has worked at a number of AHL All-Star Games (2002, 2003, 2005 and 2014) and Hockey Canada events, including the 2002 Royal Bank Cup, the 2003 IIHF World Junior Championship and the 2004 Women's World Hockey Championship.

Andrews is a graduate of Western New England University Law School, where he received a concentration in Business Law and is presently a member of the Massachusetts bar. He also has a Bachelor of Commerce degree from Saint Mary's University.





## **PASCAL VINCENT** **HEAD COACH, MANITOBA MOOSE**

Pascal Vincent enters his fourth season as the head coach of the Manitoba Moose. Vincent was honoured with the Louis A.R. Pieri Award as the AHL's Outstanding Coach in 2017-18. In his first three seasons at the helm, the Moose posted a 110-92-25 record in 228 games.

Prior to joining the Moose, Vincent spent five years as an assistant coach with the Winnipeg Jets.

Before his time with the Jets, Vincent was a Head Coach in the QMJHL for 12 seasons with the Montreal Juniors and Cape Breton Screaming Eagles. Vincent coached the Montreal Juniors to the second best record in the QMJHL at 46-12-10 in 2010-11.

Vincent has an all-time QMJHL head coaching record of 429-313-87 along with nine playoff series wins

and was the recipient of the Ron Lapointe Trophy as the top coach in the QMJHL following the 2007-08 season.

Vincent was also the general manager of teams in Montreal and Cape Breton and earned the Maurice Filion Trophy in 2007 as the top general manager following a season in which Cape Breton finished with a record of 46-22-2 and reached the third round of the playoffs.

In Vincent's playing career, he played centre for four seasons in the QMJHL with the St. Jean Beavers, St. Jean Lynx, Laval Titan, and Verdun College-Francais. Vincent won the Molson Cup as the QMJHL champion with Verdun in 1991-92, and also played one season in the ECHL with the Knoxville Cherokees in 1992-93.



## **ERIC DUBOIS** **ASSISTANT COACH, MANITOBA MOOSE**

Eric Dubois enters his fourth campaign as an assistant coach for the Manitoba Moose. He will continue to work behind the bench with Pascal Vincent and Marty Johnston.

Prior to joining the Moose, Dubois spent the previous three seasons as an assistant coach with the Rimouski Oceanic of the QMJHL. Dubois, who calls Rimouski home, spent 11 years coaching in the QMJHL, including six seasons as a head coach with

Acadie-Bathurst from 2011-13, and four seasons with Baie-Comeau from 2005-09.

Dubois began coaching in the QMJHL after a 12-year professional playing career with stops in the AHL, IHL, CHL and professional leagues in Europe. Dubois was a defenceman with the Manitoba Moose in their inaugural 1996-97 season in the IHL, where he recorded 25 points (8G, 17A) in 80 games.



## **MARTY JOHNSTON** **ASSISTANT COACH, MANITOBA MOOSE**

Marty Johnston enters his third season as an assistant coach for the Manitoba Moose, continuing his work with Pascal Vincent and Eric Dubois behind the Moose bench.

Prior to signing on with the Moose, Johnston was head coach of Carleton University's men's hockey program for the past seven seasons. Over that time, Johnston coached the Ravens to a 129-49-12 record and led the program to two berths in the U Sports University Cup tournament. Following the 2014-15 season, Johnston was recognized as the Ontario University Athletics East Division Coach of the Year.

On the international stage, Johnston represented Canada as an assistant coach at the 2017 FISU Winter Universiade in Almaty, Kazakhstan. Canada captured a bronze medal at the event.

As a player, Johnston spent his junior hockey career with the QMJHL's Hull (Gatineau) Olympiques, hoisting the Memorial Cup in 1997. He moved on to Dalhousie University where he was named Atlantic University Sport MVP in 2001-02. Johnston's professional career spanned three seasons, including 17 AHL games and 155 ECHL appearances.





## **RICHARD BUE** **VIDEO COACH, MANITOBA MOOSE**

Richard Bue returns to the Moose for his fourth season as Video Coach with the team.

Prior to joining the team, Bue worked three seasons as an assistant coach for the Carleton University Ravens with current Moose assistant coach, Marty Johnston. It was also his fourth season as the video coordinator for the team.

During Bue's time as video coordinator and assistant coach with Carleton University, the Ravens posted a record of 81-24-5, qualifying for the CIS National Championships in the 2013-14 and 2015-16 seasons.

A native of Ottawa, Ont., Bue was a member of the Carleton University men's hockey program since its modern inception in 2006 where he started out as the team's equipment manager.



## **RICK ST. CROIX** **DEVELOPMENTAL GOALTENDING COACH & SCOUT, MANITOBA MOOSE**

Rick St. Croix returns to the Moose for a fifth straight season as a developmental goaltending coach after spending three campaigns (2012-15) as goaltending coach for the Toronto Maple Leafs.

Previous to his time with Toronto, the Kenora native was an assistant coach with Jets' AHL affiliate in St. John's (2011-12) and with the Moose from 2004-11 after serving as a goaltending consultant during the 2003-04 season. He was a goaltending coach with the Dallas Stars from 1997-2000 where he was


part of the Stanley Cup winning team during the 1999 season. He also was an assistant coach for two seasons with the Winnipeg Jets from 1987-89.

St. Croix's professional playing career spanned 11 seasons with time spent in the NHL (Philadelphia Flyers, Toronto Maple Leafs), the AHL (Springfield Indians, Maine Mariners, Philadelphia Firebirds, St. Catharines Saints) and in the IHL (Fort Wayne Comets).



## **ZACH SALMONSON**

Athletic Therapist and  
Massage Therapist



## **KYLE VOURIOT**

Athletic Therapist & Strength and  
Conditioning Trainer



## **GRAHAM WATT**

Head Equipment Manager



## **ROBERT COOK**

Assistant Equipment Manager



## **RYAN CALDWELL**

Scout



## **THOMAS STEEN**

Scout



## **BOBBY FEASTER**

Team Services Coordinator



## **TUCKER HEISINGER**

Assistant to the Head Coach

Darien Lynch

Colin Sabourin

Visiting Room Attendant

Equipment Assistant

## FRONT OFFICE STAFF



**BRAD ANDREWS**

Senior Director, Business  
& Hockey Operations



**JEFF MAGER**

Senior Director, Ticket Sales



**COLIN PETERSON**

Manager, Game Presentation & Content



**ANNIE CHIPMAN**

Manager, Marketing



**RAQUEL PAYNE**

Coordinator, Community Relations



**DANIEL FINK**

Manager, Hockey Communications &  
Broadcaster



**EMILY GILSON**

Manager, Partnership Services



**HART JACOB**

Manager, Corporate Partnerships

Marc Harding

Justin Augert

Talia Gallant

Brett Wur

Mitchel Doell

Jennifer Redenbach

Austin Siragusa

Ticket Sales Representative

Ticket Sales Representative

Ticket Sales Representative

Ticket Sales Representative

Account Service Representative

Coordinator, Hockey Communications

Coordinator, Video Content

## AFFILIATIONS



### WINNIPEG JETS

The Manitoba Moose are the American Hockey League Affiliate of the National Hockey League's Winnipeg Jets.

The Winnipeg Jets franchise was founded in 1999 as the Atlanta Thrashers and was relocated to Winnipeg in May of 2011. The Jets have made the playoffs in consecutive seasons for the first time in franchise history and three times in the past five seasons. Since the NHL returned to Winnipeg, the Jets are 315-241-66, including 174-107-28 at Bell MTS Place, which has sold out all 309 games it has hosted.

The 2019-20 Winnipeg Jets Opening Day roster featured eight players who have logged at least one game with the Manitoba Moose since the club's return to Winnipeg including: Mason Appleton, Kyle Connor, Andrew Copp, Connor Hellebuyck, Adam Lowry, Josh Morrissey, Tucker Poolman and Jack Roslovic.

During the 2018-19 season, a total of 11 players appeared in at least 10 games with the Jets and played for Manitoba during the past four seasons.



### JACKSONVILLE ICEMEN

The Jacksonville Icemen enter their third season of competition in the ECHL. The 2019-2020 season will mark the third consecutive season the Icemen will serve as the ECHL affiliate for the Winnipeg Jets and Manitoba Moose.

The 2018-19 season saw the Icemen reach the playoffs for the first time in team history, bringing playoff hockey back to North Florida for the first time in over 20 years. The franchise originally competed as the Evansville (Indiana) Icemen from 2012-2016 before relocating to Jacksonville in 2017. The Icemen rank third out of the 27 ECHL teams in attendance averaging over 6,000 per contest and posted a club record 11,288 fans on January 26, 2019. The Icemen are led by head coach Jason Christie who ranks as the winningest coach in ECHL history with 609 regular season victories.



---

**THE ROAD TO THE NHL STARTS HERE**

---

Over 87% of all National Hockey League Players have played games in the American Hockey League. These names represent the players who have been recalled from the Winnipeg Jets AHL affiliate (Manitoba/St.John's) since the club's relocation in 2011.

**Mark Flood**  
**Brett Festerling**  
**Paul Postma**  
**Peter Mannino**  
**Arturs Kulda**  
**Jason Jaffray**  
**Kenndal McArdle**  
**Carl Klimberg**  
**Patrice Cormier**  
**Derek Meech**  
**Aaron Gagnon**  
**Spencer Machacek**  
**Ben Maxwell**  
**Mark Scheifele**  
**Alexandre Burmistrov**  
**Julian Melchiori**  
**Zach Redmond**  
**Adam Pardy**  
**Ben Chiarot**  
**John Albert**  
**Eric O'Dell**  
**Michael Hutchinson**  
**Adam Lowry**  
**Julien Brouillette**

**Keaton Ellerby**  
**Nic Petan**  
**Connor Hellebuyck**  
**Joel Armia**  
**Matt Halischuk**  
**JC Lipon**  
**Josh Morrissey**  
**Scott Kosmachuk**  
**Chase De Leo**  
**Ondrej Pavelec**  
**Marko Dano**  
**Andrew Copp**  
**Quinton Howden**  
**Kyle Connor**  
**Brandon Tanev**  
**Brian Strait**  
**Nelson Nogier**  
**Jack Roslovic**  
**Eric Comrie**  
**Brendan Lemieux**  
**Tucker Poolman**  
**Sami Niku**  
**Cameron Schilling**  
**Mason Appleton**





# PLAYERS



UNTAMED



## 2019-20 OPENING DAY ROSTER

#	Name	Pos.	HT	WT	S	Born	Birth Place
4	Johnathan Kovacevic	D	6'5	219	R	July 12/97	Grimsby, Ont.
5	Cameron Schilling	D	6'2	199	L	Oct. 7/88	Carmel, Ind.
7	Logan Stanley	D	6'7	242	L	May 26/98	Waterloo, Ont.
8	Sami Niku	D	6'0	194	L	Oct. 10/96	Haapavesi, Finland
9	Leon Gawanke	D	6'1	197	R	May 31/99	Berlin, Germany
10	Emile Poirier	F	6'2	196	L	Dec. 14/94	Montreal, Que.
13	Kristian Vesalainen	F	6'4	228	L	Jun. 1/99	Helsinki, Finland
14	Jimmy Oligny	D	5'11	206	L	April 30/93	St. Michel, Que.
17	Seth Griffith	F	5'9	193	R	Jan. 4/93	Wallaceburg, Ont.
18	Joona Luoto	F	6'4	201	L	Sept. 26/97	Tampere, Finland
19	Kamerin Nault	F	6'2	194	L	Sept. 7/95	Winnipeg, Man.
20	Kristian Reichel	F	6'2	188	R	June 11/98	Litvinov, Czech Rep.
23	Michael Spacek	F	5'11	183	R	April 9/97	Pardubice, Czech Rep.
24	Derek Hulak	F	5'11	181	L	Sept. 2/89	Saskatoon, Sask.
25	C.J. Suess	F	6'0	199	L	March 17/94	Forest Lake, Minn.
26	Jansen Harkins	F	6'2	195	L	May 23/97	North Vancouver, B.C.
31	Adam Carlson	G	6'4	193	L	Feb. 13/94	Edina, Minn.
33	Jacob Cederholm	D	6'4	211	R	Jan. 30/98	Helsingborg, Sweden
34	JC Lipon	F	6'0	190	R	July 10/93	Regina, Sask.
36	Nelson Nogier	D	6'3	208	R	May 27/96	Saskatoon, Sask.
38	Logan Shaw	F	6'3	214	R	Oct. 5/92	Glacé Bay, N.S.
40	Mikhail Berdin	G	6'2	184	L	March 1/98	Ufa, Russia
41	Cole Maier	F	6'1	199	R	Jun. 24/95	Pequannock, N.J.
42	Peter Stoykewych	D	6'3	200	L	July 14/92	Winnipeg, Man.
43	Skyler McKenzie	F	5'8	163	L	Jan. 20/98	Sherwood Park, Alta.
45	Luke Green	D	6'1	192	R	Jan. 12/98	Bedford, N.S.
47	Charles-David Beaudoin	D	5'10	180	R	Jan. 10/94	Drummondville, Que.
48	Andrei Chibisov	F	6'4	235	L	Feb. 26/93	Prokopyevsk, Russia
49	Hunter Fejes	F	6'2	199	L	May 31/94	Anchorage, Alaska
50	Ryan White	F	6'0	197	R	March 17/88	Brandon, Man.

# CHARLES-DAVID BEAUDOIN



## NEW MARKS

Charles-David Beaudoin set new career highs in games played (57), penalty minutes (44) and shots on goal (58) in 2018-19... The Drummondville, Que. native posted big jumps in many categories with 21 more games, 19 more penalty minutes, and 27 more shots than the 2017-18 campaign... Beaudoin scored his first goal of the season April 3/19 against Bakersfield... It was also Beaudoin's second point of the campaign against the Condors, after his first point of the season came from an assist on a Logan Shaw tally Dec. 5/18 in California.

## UNDERDOG

After being released by the Belleville Senators out of training camp in 2017, Beaudoin signed a professional tryout agreement with the Moose.... Beaudoin went on to extend his tryout, before earning a standard AHL contract on Feb. 12, 2018... His season led to a new AHL contracts with the Moose for the 2018-19 and 2019-20 seasons.

## STRONG JUNIOR RESUME

A first round selection in the QMJHL Entry Draft by his hometown Drummondville Voltigeurs in 2010, Beaudoin went on to play 288 QMJHL games, 264 with the Voltigeurs... He captained the Voltigeurs from 2012-14 when he was traded to Rimouski where Beaudoin captured a QMJHL championship with the Oceanic... He tallied 92 points (30G, 62A) in five QMJHL seasons... During his junior career, Beaudoin was awarded the QMJHL Scholastic Player of the Year (2013) and Humanitarian of the Year (2014).

**BORN**

JANUARY 10, 1994

DRUMMONDVILLE, QUE., CAN

**HT 5'10" WT 180 S R****DRAFTED**

UNDRAFTED

**ACQUIRED**

FREE AGENT, 2017

RE-SIGNED, 2019

## AHL STATS

Season	Team	Lge	Regular Season						Playoffs					
			GP	G	A	Pts	PIM	+/-	GP	G	A	Pts	PIM	
2016-17	Binghamton Senators	AHL	6	0	2	2	4	1	—	—	—	—	—	
2017-18	Manitoba Moose	AHL	36	1	7	8	25	6	2	0	0	0	0	
2018-19	Manitoba Moose	AHL	57	1	6	7	44	-2	—	—	—	—	—	
AHL Totals		AHL	99	2	15	17	73	5	2	0	0	0	0	

## AHL CAREER HIGHS

**Games Played:** 57 (2018-19)**Goals:** 1 (17-18, 18-19)**Assists:** 7 (2017-18)**Points:** 8 (2017-18)**Penalty Minutes:** 44 (2018-19)**Plus/Minus:** +6 (2017-18)**Shots:** 58 (2018-19)

## OTHER PRO / AMATEUR STATS

Season	Team	Lge	Regular Season						Playoffs					
			GP	G	A	Pts	PIM	+/-	GP	G	A	Pts	PIM	
2010-11	Drummondville Voltigeurs	QMJHL	54	2	6	8	46	8	9	1	0	1	2	
2011-12	Drummondville Voltigeurs	QMJHL	68	5	7	12	85	0	4	0	0	0	4	
2012-13	Drummondville Voltigeurs	QMJHL	68	2	12	14	107	-3	5	0	0	0	4	
2013-14	Drummondville Voltigeurs	QMJHL	54	14	22	36	81	3	11	2	6	8	4	
2014-15	Drummondville Voltigeurs	QMJHL	20	4	9	13	21	4	--	--	--	--	--	
2014-15	Rimouski Oceanic	QMJHL	24	3	6	9	22	5	16	0	2	2	13	
2015-16	U. of Quebec Trois Rivières	OJAA	26	7	18	25	49							
2016-17	U. of Quebec Trois Rivières	OJAA	17	3	6	9	8							
2016-17	Tulsa Oilers	ECHL	5	0	2	2	12	0	--	--	--	--	--	

## CAREER HIGHLIGHTS / TRIVIA

- Set new career highs in the 2018-19 season in games played (57), penalty minutes (44) and shots on goal (58)
- Tallied his first AHL goal with Manitoba, March 17/18 at Texas
- Made AHL debut March 29/17 with Binghamton at Syracuse
- Won 2017 Winter Universiade Bronze Medal with Team Canada
- Named to the OUA East All-Rookie Team in 2015-16
- Won 2015 QMJHL Championship with Rimouski
- Named the QMJHL Humanitarian of the Year in 2014
- Named QMJHL Scholastic Player of the Year in 2013
- Selected 17th overall in the 2010 QMJHL Entry Draft by hometown team Drummondville



# MIKHAIL BERDIN



## INTO THE RECORD BOOK

Berdin's 2018-19 campaign saw the rookie netminder make 23 appearances for the Moose while posting a 12-8-3 record with a 2.34 goals-against average and a .927 save percentage... His save percentage set a new franchise record among rookie goaltenders, and the fifth-highest among all Moose goaltenders... His goals-against average ranked third among Moose rookies, and 11th on the overall leaderboard.

## WORKHORSE

With the Moose fighting for a playoff spot in 2018-19, Berdin made eight consecutive starts from March 23 to April 7/19... Eight was the longest stretch of starts by any Moose goaltender in 2018-19... He posted a 5-2-1 record, including one shutout, while making 219 saves on 237 shots for a .924 save percentage.

## SCORING TOUCH

Berdin showed his puck-handling ability when he led all USHL goalies with four assists in 2017-18, but the Sioux Falls Stampede goalie proved his prowess even more on Nov. 18/17... Late in a game against the Muskegon Lumberjacks, with Sioux Falls enjoying a two-goal lead, Berdin retrieved the puck and fired it all the way down the ice for an empty net goal.

## REPPING RUSSIA

Berdin won a silver medal playing for Russia at the 2015 World Junior A Challenge where he was named to the tournament all-star team... He allowed just two goals in three appearances, posting a 0.79 GAA, .967 SV% and a shutout... Berdin was also on the roster for the Russians at the 2018 IIHF World Junior Championship and 2015 IIHF World U18 Championship, though he did not play a game in either tournament.



**BORN**  
MARCH 1, 1998  
UFA, RUSSIA

**HT 6'2" WT 184 C L**

**DRAFTED**  
WINNIPEG  
6TH ROUND  
157TH OVERALL  
2016 NHL ENTRY DRAFT

**ACQUIRED**  
DRAFTED

## AHL STATS

		Regular Season										Playoffs			
Season	Team	Lge	GP	Record	Min	GA	GAA	Svs	Pct	SO	GP	Record	GAA	Pct	
2018-19	Manitoba Moose	AHL	23	12-8-3	1307	51	2.34	647	0.927	2	--	--	--	--	
	AHL Totals	AHL	23	12-8-3	1307	51	2.34	647	0.927	2	--	--	--	--	

## AHL CAREER HIGHS

**Games Played:** 23 (2018-19)

**Minutes Played:** 1307 (2018-19)

**Wins:** 12 (2018-19)

**Saves:** 647 (2018-19)

**Goals Against Average:** 2.34 (2018-19)

**Save Percentage:** 0.927 (2018-19)

**Shutouts:** 2 (2018-19)

## OTHER PRO / AMATEUR STATS

Regular Season												Playoffs			
Season	Team	Lge	GP	Record	Min	GA	GAA	Svs	Pct	SO	GP	Record	GAA	Pct	
2016-17	Sioux Falls Stampede	USHL	31	14-12-4	1781	81	2.73	1075	0.925	2	--	--	--	--	
2017-18	Sioux Falls Stampede	USHL	45	24-13-5	2531	112	2.65	1414	0.921	1	3	1-1-1	4.48	0.891	
2018-19	Jacksonville Icemen	ECHL	28	16-8-2	1576	70	2.66	793	0.912	1	3	2-1-0	3.67	0.904	

## CAREER HIGHLIGHTS / TRIVIA

- Set the Moose franchise record for save percentage by a rookie goaltender (.927)
- Posted his first AHL shutout with Manitoba, Feb. 10/19 vs. Texas
- Won his AHL debut, stopping 35 of 36 shots for Manitoba, Oct. 28/18 at Rockford
- Won his professional debut, stopping 24 of 26 shots for Jacksonville (ECHL) vs. South Carolina
- Was a member of Team Russia at the 2018 IIHF World Junior Championship
- Scored a goal in a 7-4 win with the Sioux Falls Stampede, Nov. 18/17
- Named USHL Goaltender of the Week three times in 2016-17 (Oct. 31/16, Dec. 19/16, March 12/18)
- Won silver medal with Russia at the 2015 World Junior-A Challenge
- Named to the All-Star Team at the 2015 World Junior-A Challenge, with the tournament's best GAA (0.80) and best save percentage (.968)



# ADAM CARLSON



## SIGNED

Despite Carlson originally going undrafted, the goaltender was not unsigned for long as he was picked up by the Washington Capitals as a free agent in 2016... Carlson made his professional debut in 2016-17, posting a 9-11-1 record with the South Carolina Stingrays... Carlson has appeared in six AHL games, all with the Hershey Bears in 2017-18, while posting a 2-3-0 record, 2.85 goals-against average and .903 save percentage.

## LEAGUE RECOGNITION

For the week of March 4 to March 10/19, Carlson was named the CCM/ECHL Goaltender of the Week... Carlson posted a 3-0-0 record for the week, supported by a 0.65 goals-against average, a .980 save percentage and two shutouts in the three games he appeared in, all of which were against the Utah Grizzlies.

## COLLEGIATE YEARS

Carlson spent just one season playing collegiate hockey... He played the 2015-16 season at Mercyhurst College where he posted a record of 7-7-3... Carlson finished the season with a 2.85 goals-against average and ranked fifth in the Atlantic Hockey Association with a .919 save percentage.

## ECHL

Carlson has played for four different ECHL teams during his professional career... In the 84 games Carlson appeared in with South Carolina, Indy, Kansas City and Rapid City, he posted a record of 36-31-11... In the 2018-19 season, Carlson posted a new ECHL high in games played (45), wins (21) and saves (1382) with the Rapid City Rush.



## AHL STATS

Season	Team	Regular Season										Playoffs		
		Lge	GP	Record	Min	GA	GAA	Svs	Pct	SO	GP	Record	GAA	Pct
2017-18	Hershey Bears	AHL	6	2-3-0	316	15	2.85	140	0.903	0	--	--	--	--
	<b>AHL Totals</b>	<b>AHL</b>	<b>6</b>	<b>2-3-0</b>	<b>316</b>	<b>15</b>	<b>2.85</b>	<b>140</b>	<b>0.903</b>	<b>0</b>	<b>--</b>	<b>--</b>	<b>--</b>	<b>--</b>

## AHL CAREER HIGHS

**Games Played:** 6 (2017-18)

**Minutes Played:** 316 (2017-18)

**Wins:** 2 (2017-18)

**Saves:** 140 (2017-18)

**Goals Against Average:** 2.85 (2017-18)

**Save Percentage:** 0.903 (2017-18)

**Shutouts:** 0 (2017-18)

## OTHER PRO / AMATEUR STATS

Season	Team	Lge	Regular Season								Playoffs			
			GP	Record	Min	GA	GAA	Svs	Pct	SO	GP	Record	GAA	Pct
2013-14	Coulee Region Chill	NAHL	32	13-12-1	1616	72	2.67	814	0.919	1	--	--	--	--
2014-15	Coulee Region Chill	NAHL	49	25-15-9	2947	120	2.44	1584	0.930	6	--	--	--	--
2015-16	Mercyhurst College	AHA	17	7-7-3	989	47	2.85	536	0.919	0	--	--	--	--
2016-17	South Carolina Stingrays	ECHL	23	9-11-2	1315	65	2.97	555	0.895	1	1	0-0-0	0.00	1.00
2017-18	South Carolina Stingrays	ECHL	6	1-1-1	300	14	2.80	117	0.893	0	--	--	--	--
2017-18	Indy Fuel	ECHL	1	0-1-0	40	5	7.50	20	0.800	0	--	--	--	--
2017-18	Kansas City Mavericks	ECHL	9	5-1-3	551	19	2.07	224	0.922	1	--	--	--	--
2018-19	Rapid City Rush	ECHL	45	21-17-6	2601	126	2.91	1382	0.916	4	--	--	--	--

## CAREER HIGHLIGHTS / TRIVIA

- Co-led the ECHL in shutouts (4) and finished third in saves (1,382) in 2018-19
- Named the CCM/ECHL Goaltender of the week for the period ending March 10/19
- Won his AHL debut with Hershey, Oct. 21/17 at Grand Rapids
- Recorded first professional shutout with South Carolina (ECHL), Nov. 27/16 at Atlanta
- During the 2014-15 season led NAHL in games played (49), saves (1584) and finished tied for second in shutouts (6) and finished fourth in the league with a .930 save percentage



### BORN

FEBRUARY 13, 1994  
EDINA, MINN, USA

HT 6'4" WT 193 C L

### DRAFTED

UNDRAFTED

### ACQUIRED

FREE AGENT, 2019

# JACOB CEDERHOLM



## HANGING OUT IN NORTH AMERICA

Cederholm played his first full season in North America in 2018-19... He appeared in 25 games with the ECHL's Jacksonville Icemen where he collected six points by posting five assists and one goal... The defenceman also appeared in six playoff games for the Icemen where he scored one goal in six games.

## AHL DEBUT

Jacob Cederholm made his AHL debut with the Moose on April 8/18 against Bakersfield... It was Cederholm's first professional game in North America... He followed up his appearance during the 2017-18 season by playing nine games with the Moose in 2018-19 while recording four penalty minutes and a minus-one rating.

## LIFTING THE CUP

Cederholm closed out his Swedish junior hockey career helping HV71 J20 to a championship in 2017-18... He posted two assists in six playoff games as HV71 knocked off Vaxjo for the organization's third championship in six seasons... Cederholm played 64 games during his SuperElit (U20) career, posting nine points (3G, 6A).

## INTERNATIONAL PLAY

Cederholm was no stranger to the international game in the early stages of his career... He represented Sweden at the 2014 World U17 Hockey Challenge, capturing a bronze medal at the event... In his draft year, Cederholm skated at both the Ivan Hlinka Memorial tournament and the captained Sweden at the IIHF World U18 Championship, picking up silver medals at both events.



**BORN**  
JANUARY 30, 1998  
HELSINGBORG, SWEDEN

**HT 6'4" WT 211 S R**

**DRAFTED**  
WINNIPEG  
4TH ROUND  
97TH OVERALL  
2016 NHL ENTRY DRAFT

**ACQUIRED**  
DRAFTED

## AHL STATS

Season	Team	Lge	Regular Season						Playoffs					
			GP	G	A	Pts	PIM	+/-	GP	G	A	Pts	PIM	
2017-18	Manitoba Moose	AHL	1	0	0	0	0	0	0	0	0	0	0	
2018-19	Manitoba Moose	AHL	9	0	0	0	4	-1	--	--	--	--	--	
AHL Totals		AHL	10	0	0	0	4	-1	0	0	0	0	0	

## ECHL CAREER HIGHS

**Games Played:** 25 (2018-19)  
**Goals:** 1 (2018-19)  
**Assists:** 5 (2018-19)  
**Points:** 6 (2018-19)

**Penalty Minutes:** 8 (2018-19)  
**Plus/Minus:** +9 (2018-19)  
**Shots:** 26

## OTHER PRO / AMATEUR STATS

Season	Team	Lge	Regular Season						Playoffs					
			GP	G	A	Pts	PIM	+/-	GP	G	A	Pts	PIM	
2014-15	HV71 Jönköping	SweHL	3	0	0	0	0	0	--	--	--	--	--	
2015-16	HV71 Jönköping	SweHL	9	0	0	0	0	-5	--	--	--	--	--	
2016-17	HV71 Jönköping	SweHL	5	0	0	0	0	1	--	--	--	--	--	
2016-17	Pantern IK	Swe-1	34	1	5	6	16	7						
2017-18	HV71 Jönköping	SweHL	10	0	0	0	2	-1	--	--	--	--	--	
2017-18	Västerviks IK	Swe-1	2	0	0	0	2	1						
2017-18	Oskarshamn IK	Swe-1	17	0	1	1	8	-1						
2018-19	Jacksonville Icemen	ECHL	25	1	5	6	8	9	6	1	0	1	4	

## CAREER HIGHLIGHTS / TRIVIA

- Scored his first North American professional goal with Jacksonville, Jan. 12/19 at Atlanta
- Made his AHL debut with Manitoba, April 8/18 vs. Bakersfield
- Won 2018 SuperElit league championship with HV71 J20
- Won a silver medal with Sweden at the 2015 Hlinka Memorial Tournament
- Captured a silver medal with Sweden at the 2016 IIHF World U18 Championship
- Claimed bronze with Sweden at the 2014 World U17 Hockey Challenge

# ANDREI CHIBISOV



## TRIO OF TEAMS

Chibisov spent the past five seasons in Russia's KHL, suiting up for Yugra before being moved to Kazan, and finally Magnitogorsk... The 26 year old enjoyed his best offensive campaign in 2018-19 when he recorded 20 points (7G, 13A) in 50 games for Magnitogorsk.

## MEAN SEASON

Chibisov has typically been a disciplined player, with four of his five seasons in the KHL ending with 23 penalty minutes or less... However in 2016-17, something about Kazan led to an 84 penalty minute season for Chibisov... He and Alexandr Svitov led Ak-Bars Kazan with 84 PIMs a piece.

## TOP TIER

Chibisov played his most KHL regular season games in a season (50) in 2018-19... It was the first campaign when he didn't play a single game in Russia's second-level league (VHL)... Chibisov was also recognized when he suited up for Russia three times last season... He played three games at the Deutschland Cup in November 2018 and posted three points (1G, 2A)... He suited up in two games at the Lucern Cup, and another pair of tilts at the Kaufland Cup.



## OTHER PRO / AMATEUR STATS

Season	Team	Lge	Regular Season						Playoffs					
			GP	G	A	Pts	PIM	+/-	GP	G	A	Pts	PIM	
2014-15	Khanty-Mansiysk Yugra	KHL	43	4	7	11	23	-14	–	–	–	–	–	
2015-16	Khanty-Mansiysk Yugra	KHL	4	0	0	0	0	-6	–	–	–	–	–	
2015-16	Kazan Ak-Bars	KHL	37	0	6	6	20	1	6	0	1	1	4	
2016-17	Kazan Ak-Bars	KHL	49	5	6	11	84	-3	5	0	1	1	16	
2017-18	Kazan Ak-Bars	KHL	6	1	1	2	4	0	–	–	–	–	–	
2017-18	Magnitogorsk Metallurg	KHL	31	9	7	16	12	3	11	0	1	1	3	
2018-19	Magnitogorsk Metallurg	KHL	50	7	13	20	14	1	–	–	–	–	–	

## KHL CAREER HIGHS

**Games Played:** 50 (2018-19)

**Goals:** 9 (2017-18)

**Assists:** 13 (2018-19)

**Points:** 20 (2018-19)

**Penalty Minutes:** 84 (2016-17)

**Plus/Minus:** +3 (2017-18)

## CAREER HIGHLIGHTS / TRIVIA

- Recorded new career highs in games played (50), assists (13) and points (20) in the 2018-19 campaign
- Appeared in the 2018 KHL Conference Semi-Finals with Magnitogorsk
- Named the KHL Rookie of the Week for the period ending Jan. 11/15
- Named the VHL Prospect of the Month three times during the 2013-14 season (Jan., March, April)



### BORN

FEBRUARY 26, 1993  
PROKOPYEVSK, RUSSIA

HT 6'4" WT 235 S L

### DRAFTED

UNDRAFTED

### ACQUIRED

FREE AGENT, 2019

# GRAEME CRAIG



## RETURN TO THE PROS

Craig's 2019-20 season marks a return to professional hockey... Craig appeared in six games with the Oklahoma City Barons in the 2013-14 and 2014-15 seasons... The defenceman went on to spend the majority of the 2014-15 season in the ECHL with the Bakersfield Condors where he suited up for 60 games and collected 10 points (5G, 5A)... Prior to his return to pro hockey, Craig spent three seasons with the University of Alberta where he totaled 41 points (18G, 23A) in 83 games.

## WELL TRAVELED

Craig's major junior career saw the defender log games with the Swift Current Broncos, Saskatoon Blades and Prince Albert Raiders... He played the first 200 games of his WHL career with the Broncos before being dealt to the Blades where he played 103 games... Craig completed his time in junior by playing 27 games with the Raiders... In 330 WHL games, Craig recorded 71 points (11G, 60A).

## CHAMPIONSHIP RECORD

Craig has plenty of championship experience throughout his career... He was a member of the host Saskatoon Blades for the 2013 Memorial Cup... During the 2015-16 season he captured the 108th Allan Cup with the Bentley Generals as the top senior hockey team in Canada... The Red Deer product posted three points (1G, 2A) in four games as he hoisted the 2018 USports University Cup with the University of Alberta Golden Bears... Craig and the Golden Bears captured Canada West titles each of the past three seasons and finished as runners up in the 2019 University Cup.





**BORN**  
MAY 3, 1993  
RED DEER, ALTA, CAN

**HT 6'5" WT 202 S L**

**DRAFTED**  
UNDRAFTED

**ACQUIRED**  
FREE AGENT, 2019

## AHL STATS

Season	Team	Lge	Regular Season					+/-	Playoffs				
			GP	G	A	Pts	PIM		GP	G	A	Pts	PIM
2013-14	Oklahoma City Barons	AHL	1	0	0	0	0	0	-	-	-	-	-
2014-15	Oklahoma City Barons	AHL	5	0	0	0	2	-2	-	-	-	-	-
<b>AHL Totals</b>		<b>AHL</b>	<b>6</b>	<b>0</b>	<b>0</b>	<b>0</b>	<b>2</b>	<b>-2</b>	<b>-</b>	<b>-</b>	<b>-</b>	<b>-</b>	<b>-</b>

## USPORTS CAREER HIGHS

**Games Played:** 28 ('18-'19, '16-'17)

**Goals:** 9 (2017-18)

**Assists:** 12 (2018-19)

**Points:** 16 (2018-19)

**Penalty Minutes:** 45 (2017-18)

**Plus/Minus:** +22 (2018-19)

## OTHER PRO / AMATEUR STATS

Season	Team	Lge	Regular Season					+/-	Playoffs				
			GP	G	A	Pts	PIM		GP	G	A	Pts	PIM
2009-10	Swift Current Broncos	WHL	61	0	8	8	31	-10	1	0	0	0	0
2010-11	Swift Current Broncos	WHL	72	1	5	6	122	-19	-	-	-	-	-
2011-12	Swift Current Broncos	WHL	56	4	6	10	65	-8	-	-	-	-	-
2012-13	Swift Current Broncos	WHL	11	0	1	1	13	2	-	-	-	-	-
2012-13	Saskatoon Blades	WHL	59	1	14	15	65	3	4	0	0	0	4
2013-14	Saskatoon Blades	WHL	44	4	20	24	55	-12	-	-	-	-	-
2013-14	Prince Albert Raiders	WHL	27	1	6	7	22	-10	1	0	0	0	0
2014-15	Bakersfield Condors	ECHL	60	5	5	10	58	-13	-	-	-	-	-
2016-17	University of Alberta	CWUAA	28	5	7	12	30	5	6	1	1	2	6
2017-18	University of Alberta	CWUAA	27	9	4	13	45	17	4	1	2	3	0
2018-19	University of Alberta	CWUAA	28	4	12	16	18	22	5	0	1	1	8

## CAREER HIGHLIGHTS / TRIVIA

- Won the 2018 USports University Cup with the Alberta Golden Bears
- Won three Canada West Championships (2019, 2018, 2017) with the University of Alberta
- Made his AHL debut with Oklahoma City, April 19/14 vs. Iowa
- Recorded WHL career-high assists (26) and points (31) in 2013-14 with Saskatoon and Prince Albert
- Held the captaincy for the Saskatoon Blades in the 2013-14 season

# ALEXIS D'Aoust



## ON THE BOARD

D'Aoust tallied his first goal with the Moose on Nov. 10/18 against Grand Rapids... The Trois-Rivieres, Que. native was signed by the Moose following 2018 training camp and joined the club after being recalled from the Jacksonville Icemen on Nov. 2, 2019... He recorded 12 points (7G, 5A) in 42 games with Manitoba in 2018-19... D'Aoust posted 21 points (10G, 11A) in 57 games during his rookie season in Utica in 2017-18...

## LEAGUE RECOGNITION

D'Aoust started his 2018-19 season with the Jacksonville Icemen, and dominated the ECHL for 12 points (6G, 6A) in his first five games... He was named the ECHL Player of the Week for the period ending Oct. 28, 2018 after picking up seven points (3G, 4A) in three games... D'Aoust finished the season with 15 points (7G, 8A) in 11 ECHL games.

## BREAKOUT SEASON

The 2015-16 campaign was D'Aoust's best on the major junior circuit, torching the QMJHL for 98 points (44G, 54A) in just 68 games... That mark was good enough for fourth in league scoring, and his 44 goals also ranked fourth... D'Aoust led his team, the Shawinigan Cataractes, in points, outscoring future NHL'ers Anthony Beauvillier (NYI) and Samuel Girard (COL)... He was named to the QMJHL Second All-Star Team.

## HITTING THE BOOKS

D'Aoust didn't just excel on the ice during that 98-point 2015-16 campaign... The Trois-Rivieres, Que. native was also a star in school, taking home the 2016 QMJHL Scholastic Player of the Year award... D'Aoust was also recognized nationally as the CHL Scholastic Player of the Year, beating out his fellow league winners from the WHL and OHL.



BORN

APRIL 3, 1996

TROIS-RIVIERES, QUE, CAN

HT 6'0" WT 200 S R

DRAFTED

UNDRAFTED

ACQUIRED

FREE AGENT, 2018

## AHL STATS

		Regular Season							Playoffs				
Season	Team	Lge	GP	G	A	Pts	PIM	+/-	GP	G	A	Pts	PIM
2017-18	Utica Comets	AHL	57	10	11	21	12	1	--	--	--	--	--
2018-19	Manitoba Moose	AHL	42	7	5	12	20	-8	--	--	--	--	--
AHL Totals			99	17	16	33	32	-7	--	--	--	--	--

## AHL CAREER HIGHS

Games Played: 57 (2017-18)

Goals: 10 (2017-18)

Assists: 11 (2017-18)

Points: 21 (2017-18)

Penalty Minutes: 20 (2018-19)

Plus/Minus: +1 (2017-18)

Shots: 91 (2017-18)

## OTHER PRO / AMATEUR STATS

Season	Team	Lge	Regular Season						Playoffs					
			GP	G	A	Pts	PIM	+/-	GP	G	A	Pts	PIM	
2012-13	Shawinigan Cataractes	QMJHL	57	3	5	8	8	-22	—	—	—	—	—	
2013-14	Shawinigan Cataractes	QMJHL	61	13	5	18	28	-27	4	1	1	2	0	
2014-15	Shawinigan Cataractes	QMJHL	63	24	33	57	26	-9	7	1	4	5	2	
2015-16	Shawinigan Cataractes	QMJHL	68	44	54	98	22	32	21	9	17	26	18	
2016-17	Shawinigan Cataractes	QMJHL	50	29	31	60	36	44	6	5	2	7	6	
2018-19	Jacksonville Icemen	ECHL	11	7	8	15	2	4	1	1	0	1	0	

## CAREER HIGHLIGHTS / TRIVIA

- Named CCM/ECHL Player of the Week for the period ending Oct. 28/18
- Scored his first professional goal in his second game with Utica (AHL), Oct. 8/17 at Toronto
- Made his professional debut with Utica, Oct. 7/17 at Toronto
- Recognized as the CHL Player of the Week for the period ending Jan. 22/17 with seven points (3G, 4A) in two games
- Finished fourth in QMJHL scoring in 2015-16, with 98 points (44G, 54A)
- Named the 2016 CHL and QMJHL Scholastic Player of the Year
- Named to the 2016 QMJHL Second All-Star Team

# HUNTER FEJES



## MOVING ABOUT

Fejes played for three different AHL teams during the 2018-19 season... His most productive stint with a team was with the Moose where he played 42 games and collected eight points (3G, 5A)... He appeared in seven games with the Rockford IceHogs and one postseason game with the Hershey Bears.

## COLLEGIATE YEARS

Fejes spent his college years playing for Colorado College... His most impressive year came in his final season with the Tigers where he appeared in 36 games and posted 22 points by scoring 13 goals and adding nine assists... During his time at Colorado College, Fejes was a teammate of Moose captain Peter Stoykewych (2012-15).

## POINT PER GAME PERFORMER

Fejes only played in the ECHL for 12 regular season games with the Orlando Solar Bears in 2018-19, but he racked up 15 points (8G, 7A) and a plus-five rating... He kept up that pace into the playoffs where the Anchorage, Alaska native notched seven goals and one assist in eight post-season outings.

## USA

In the 2010-11 season, Fejes played in the Upper Midwest Elite League and later skated for Shattuck-St. Mary's... In the 49 games Fejes appeared in, he posted 28 points (14G, 14A)... Shattuck went on to capture the USA Tier 1 U18 National Championship... The following season, Fejes continued to dominate for Shattuck by collecting 78 points (38G, 40A) in just 55 games.



**BORN**

MARCH 31, 1994  
ANCHORAGE, ALASKA, USA

HT 6'2" WT 199 S L

**DRAFTED**

PHOENIX  
6TH ROUND  
178TH OVERALL  
2012 NHL ENTRY DRAFT

**ACQUIRED**

TRYOUT, 2019

## AHL STATS

Season	Team	Lge	Regular Season						Playoffs					
			GP	G	A	Pts	PIM	+/-	GP	G	A	Pts	PIM	
2015-16	Springfield Falcons	AHL	10	0	0	0	2	-0	--	--	--	--	--	
2016-17	Tucson Roadrunners	AHL	19	1	4	5	21	-2	--	--	--	--	--	
2017-18	Toronto Marlies	AHL	4	0	0	0	0	-1	--	--	--	--	--	
2018-19	Rockford IceHogs	AHL	7	0	0	0	16	-4	--	--	--	--	--	
2018-19	Manitoba Moose	AHL	42	3	5	8	8	5	--	--	--	--	--	
2018-19	Hershey Bears	AHL	0	0	0	0	0	0	1	0	0	0	0	
AHL Totals			82	4	9	13	-8	47	1	0	0	0	0	

## AHL CAREER HIGHS

**Games Played:** 42 (2018-19)

**Goals:** 3 (2018-19)

**Assists:** 5 (2018-19)

**Points:** 8 (2018-19)

**Penalty Minutes:** 5 (2018-19)

**Plus/Minus:** +5 (2018-19)

**Shots:** 42 (2018-19)

## OTHER PRO / AMATEUR STATS

Season	Team	Lge	Regular Season						Playoffs					
			GP	G	A	Pts	PIM	+/-	GP	G	A	Pts	PIM	
2012-13	Colorado College	WCHA	41	8	6	14	8	-3	-	-	-	-	-	
2013-14	Colorado College	NCHC	26	0	1	1	29	-11	-	-	-	-	-	
2014-15	Colorado College	NCHC	35	5	14	19	31	-20	-	-	-	-	-	
2015-16	Colorado College	NCHC	36	13	9	22	27	-11	-	-	-	-	-	
2016-17	Rapid City Rush	ECHL	48	18	20	38	20	-9	-	-	-	-	-	
2017-18	Wheeling Nailers	ECHL	35	14	18	32	47	12	-	-	-	-	-	
2017-18	Orlando Solar Bears	ECHL	32	16	11	27	38	-3	9	3	6	9	7	
2018-19	Orlando Solar Bears	ECHL	12	8	7	15	17	5	8	7	1	8	2	

## CAREER HIGHLIGHTS / TRIVIA

- Played for three different AHL teams in the 2018-19 season (Manitoba, Rockford, Hershey)
- Scored his first AHL goal with Tucson, Jan. 18/17 vs. Ontario
- Made his AHL debut with Springfield, March 20/16 vs. Hartford
- Fejes was named to the NCHC all-academic team in both the 2014 and 2015 seasons
- Led Colorado College rookies with 14 points in the 2012-13 season
- Won USA Hockey Tier 1 U18 National Championships in 2011 and 2012 with Shattuck St. Mary's



# LEON GAWANKE



## PLAYOFFS

Gawanke went to the post-season all three campaigns he played for the Cape Breton Screaming Eagles... His best post-season came in 2018-19 when he tallied seven points (2G, 5A) in 11 games... In 27 career playoff games with Cape Breton, Gawanke racked up 13 points (4G, 9A), and average of 0.48 points per game.

## TEAM AWARDS

The Screaming Eagles awarded Gawanke as the club's Top Defenceman for the 2018-19 season... He was also recognized for Outstanding Community Involvement... Gawanke totaled 57 points (17G, 40A) in 62 games while finishing the season with plus-nine... Gawanke's 17 goals ranked first in the QMJHL for most goals scored by a defenceman.

## MEDAL COLLECTION

Gawanke won multiple medals with Team Germany... In the 2018-19 season the defenceman won gold with Germany at the U20 World Championship (D1A)... In 14 games Gawanke posted nine points (2G, 7A)... He also captured silver medals at the 2016 U18 World Championship (D1A) and 2017 U20 World Championship (D1A), and a bronze medal at the 2018 U20 World Championship (D1A).

## INTERNATIONAL PLAY

Gawanke spent of majority of his junior years developing with the Eisbären Juniors Berlin Team where he competed from levels U16 to U20... A standout season for Gawanke was his U16 season where he played 28 games and collected 53 points (14G, 39)... Gawanke's dominance continued into the playoffs where he posted five points (1G, 4A) in five games.

## OTHER PRO / AMATEUR STATS

Season	Team	Lge	Regular Season						Playoffs					
			GP	G	A	Pts	PIM	+/-	GP	G	A	Pts	PIM	
2014-15	Eisbaren Juniors Berlin U19	DNL Q	6	0	0	0	2	-	-	-	-	-	-	
2014-15	Eisbaren Juniors Berlin U19	DNL	2	0	0	0	0	-	-	-	-	-	-	
2015-16	Eisbaren Juniors Berlin U19	DNL	41	11	25	36	18	19	2	1	3	4	2	
2015-16	Eisbaren Juniors Berlin U19	DNL Endrunde	4	1	3	4	0	4	-	-	-	-	-	
2016-17	Cape Breton Screaming Eagles	QMJHL	54	8	24	32	26	11	11	1	3	4	4	
2017-18	Cape Breton Screaming Eagles	QMJHL	62	4	28	32	39	-20	5	1	1	2	5	
2018-19	Cape Breton Screaming Eagles	QMJHL	62	17	40	57	26	14	11	2	5	7	4	

## AHL CAREER HIGHS

**Games Played:** 42 (2018-19)

**Goals:** 3 (2018-19)

**Assists:** 5 (2018-19)

**Points:** 8 (2018-19)

**Penalty Minutes:** 5 (2018-19)

**Plus/Minus:** +5 (2018-19)

**Shots:** 42 (2018-19)

## CAREER HIGHLIGHTS / TRIVIA

- Scored the most goals (17) by a defenceman in the QMJHL in the 2018-19 season
- Won won gold medal with Germany at the 2019 U20 World Championship (D1A)
- Won won bronze medal with Germany at the 2018 U20 World Championship (D1A)
- Achieved the highest plus/minus (plus-five) at the 2018 U20 World Championship (D1A)
- Won won silver medal with Germany at the 2017 U20 World Championship (D1A)
- Selected 96th overall in the 2016 CHL Import Draft by Cape Breton (QMJHL)
- Won won silver medal with Germany at the 2016 U18 World Championship (D1A)



### BORN

MAY 31, 1999  
BERLIN, GERMANY

HT 6'1" WT 197 S R

### DRAFTED

WINNIPEG  
5TH ROUND  
136TH OVERALL  
2017 NHL ENTRY DRAFT

### ACQUIRED

DRAFTED

# LUKE GREEN



## GAME WINNER

Rookie defenceman Luke Green made his season debut for the Moose against Milwaukee on Oct. 27/18... Green found the scoresheet in his third game of the season, Nov. 2/18 against the Chicago Wolves... The Bedford, N.S. product scored the game-winning goal and added an assist for his first professional goal and multi-point game... In 11 games with the Moose this season, Green recorded three points (1G, 2A).

## AHL FIRSTS

At the conclusion of his QMJHL season in 2016-17, Green signed an amateur try-out agreement with the Moose and made his AHL debut in San Jose on April 1/17... The defenceman played a pair of contests against the Grand Rapids Griffins before posting his first AHL point with an assist against the Tucson Roadrunners on April 9/17.

## NUMBER ONE

The Saint John Sea Dogs selected Green with the first overall pick in the 2014 QMJHL Entry Draft... Prior to his selection by Saint John, Green posted 37 points (17G, 20A) in 34 regular season games for Newbridge Academy in the Nova Scotia Major Midget Hockey League and 18 points (7G, 11A) in 16 playoff games... Green was named the rookie defenceman of the year after the season.

## TWINS

Green had the rare opportunity to play on the same junior team as his twin brother Matthew, a winger, as they spent two and a half seasons together for Saint John... The pair had played together throughout their careers, including bantam and midget... Luke was traded to the Sherbrooke Phoenix on Dec. 26/16 and had to watch as Matthew and the Sea Dogs won the President's Cup as QMJHL champions in 2017.



**BORN**  
JANUARY 12, 1998  
BEDFORD, N.S., CAN

**HT 6'1" WT 192 S R**

**DRAFTED**  
WINNIPEG  
3RD ROUND  
79TH OVERALL  
2016 NHL ENTRY DRAFT

**ACQUIRED**  
DRAFTED

## AHL STATS

Season	Team	Lge	Regular Season						Playoffs				
			GP	G	A	Pts	PIM	+/-	GP	G	A	Pts	PIM
2016-17	Manitoba Moose	AHL	4	0	1	1	0	1	--	--	--	--	--
2018-19	Manitoba Moose	AHL	11	1	2	3	10	-5	--	--	--	--	--
AHL Totals			15	1	3	4	10	-4	--	--	--	--	--

## AHL CAREER HIGHS

**Games Played:** 11 (2018-19)  
**Goals:** 1 (2018-19)  
**Assists:** 2 (2018-19)  
**Points:** 3 (2018-19)

**Penalty Minutes:** 10 (2018-19)  
**Plus/Minus:** +1 (2016-17)  
**Shots:** 12 (2018-19)

## OTHER PRO / AMATEUR STATS

Season	Team	Lge	Regular Season						Playoffs					
			GP	G	A	Pts	PIM	+/-	GP	G	A	Pts	PIM	
2014-15	Saint John Sea Dogs	QMJHL	60	6	30	36	23	0	5	1	2	3	2	
2015-16	Saint John Sea Dogs	QMJHL	61	10	25	35	29	18	13	1	2	3	14	
2016-17	Saint John Sea Dogs	QMJHL	27	2	13	15	22	-3	-	-	-	-	-	
2016-17	Sherbrooke Phoenix	QMJHL	33	3	19	22	34	-4	-	-	-	-	-	
2017-18	Sherbrooke Phoenix	QMJHL	14	5	10	15	16	7	2	0	0	0	4	

## CAREER HIGHLIGHTS / TRIVIA

- Scored his first AHL goal with Manitoba, Nov. 2/18 vs. Chicago
- Recorded a career high in games played (11), goals (1), assists (2), points (3), PIM (10) and shots (12)
- Tallied his first AHL point with Manitoba, an assist, April 9/17 vs. Tucson
- Made his professional debut with Manitoba (AHL), April 1/17 at San Jose
- Appeared in the 2016 CHL/NHL Top Prospects Game
- Represented Canada at the 2014 World U17 Hockey Challenge, posting four points (1G, 3A) in five games



# SETH GRIFFITH



## HOT STREAK

Griffith recorded the longest point streak (11 games) by a Moose player in 2018-19... The 11-game run from Jan. 10 - Feb. 2/19 also tied the mark for sixth-longest point streak in the AHL in 2018-19... Griffith totalled 15 points (1G, 14A) during the streak... With at least an assist in all eleven games, the skilled winger set the bar for the AHL's longest assist streak of the season... Griffith's streak also matched Brett Hauer's run during the 1998-99 season for the longest assist streak in franchise history.

## AHL HONOURS

Griffith had a productive 2015-16 season with 77 points (24G, 53A) in 57 games for Providence of the AHL... Those 53 assists led the league and Griffith was voted to the AHL First All-Star Team... Griffith was also named the player of month for December after he recorded 17 points (6G, 11A) in 11 contests... He also played for the Atlantic Division at the 2016 AHL All-Star Classic.

## PLAYOFF PERFORMER

Griffith has appeared in the post-season consistently dating back to his time in minor hockey... In junior, he played for the London Knights in four straight OHL playoffs, including 2013 when the Knights won the J. Ross Robertson Cup as OHL champions and attended the Memorial Cup... Griffith has not yet played in the Stanley Cup playoffs, but has five post-seasons worth of Calder Cup experience... He recorded 62 points (26G, 36A) in 56 OHL playoff games and totaled 32 points (9G, 23A) in 34 Calder Cup Playoff matchups.

## MAKING MOVES

Since making his NHL debut with Boston in the 2014-15 season, Griffith has played for four different NHL teams... Griffith has played in 79 games between those four clubs and he has 19 points (8G, 11A) and 24 penalty minutes.





**BORN**

JANUARY 4, 1993  
WALLACEBURG, ONT, CAN

HT 5'9" WT 193 S R

**DRAFTED**

BOSTON  
5TH ROUND  
131ST OVERALL  
2012 NHL ENTRY DRAFT

**ACQUIRED**

FREE AGENT, 2018  
RE-SIGNED, 2019

## AHL STATS

Season	Team	Lge	Regular Season						Playoffs					
			GP	G	A	Pts	PIM	+/-	GP	G	A	Pts	PIM	
2013-14	Providence Bruins	AHL	69	20	30	50	28	0	12	4	7	11	8	
2014-15	Providence Bruins	AHL	39	12	19	31	12	-1	5	2	3	5	0	
2015-16	Providence Bruins	AHL	57	24	53	77	32	20	3	1	2	3	6	
2016-17	Toronto Marlies	AHL	38	10	34	44	36	8	11	2	7	9	4	
2017-18	Rochester Americans	AHL	46	15	26	41	26	4	3	0	4	4	4	
2018-19	Manitoba Moose	AHL	69	16	41	57	30	-12	-	-	-	-	-	
AHL Totals			318	97	203	300	164	19	34	9	23	32	22	

## AHL CAREER HIGHS

**Games Played:** 69 (13-14, 18-19)

**Goals:** 24 (2015-16)

**Assists:** 53 (2015-16)

**Points:** 77 (2015-16)

**Penalty Minutes:** 36 (2016-17)

**Plus/Minus:** +20 (2015-16)

**Shots:** 139 (2015-16)

## NHL STATS

Season	Team	Lge	Regular Season						Playoffs					
			GP	G	A	Pts	PIM	+	GP	G	A	Pts	PIM	
2014-15	Boston Bruins	NHL	30	6	4	10	6	-2	--	--	--	--	--	
2015-16	Boston Bruins	NHL	4	0	1	1	4	-4	--	--	--	--	--	
2016-17	Toronto Maple Leafs	NHL	3	0	0	0	0	0	--	--	--	--	--	
2016-17	Florida Panthers	NHL	21	0	5	5	8	6	--	--	--	--	--	
2017-18	Buffalo Sabres	NHL	21	2	1	3	6	-6	--	--	--	--	--	
NHL Totals			79	8	11	19	24	-6	0	0	0	0	0	

## OTHER PRO / AMATEUR STATS

Season	Team	Lge	Regular Season						Playoffs					
			GP	G	A	Pts	PIM	+	GP	G	A	Pts	PIM	
2009-10	London Knights	OHL	17	2	1	3	2	-5	10	4	3	7	2	
2010-11	London Knights	OHL	68	22	40	62	28	-1	6	3	4	7	6	
2011-12	London Knights	OHL	68	45	40	85	49	24	19	10	13	23	12	
2012-13	London Knights	OHL	54	33	48	81	52	18	21	9	16	25	14	

## CAREER HIGHLIGHTS / TRIVIA

- Matched the Manitoba (AHL) franchise record by tallying an assist in 11 consecutive games in 2018-19
- Named to the 2016 AHL First All-Star Team while leading the league with 53 assists
- Participated in the 2016 AHL All-Star Classic
- Selected in the second round, 58th overall, by Jokerit in the 2016 KHL Draft
- Named the AHL Player of the Month for December 2015
- Made his NHL debut with Boston, Oct. 13/14 vs. Colorado
- Won back to back OHL Championships with London in 2012 and 2013
- Named to the 2013 OHL First All-Star Team while leading all right wings in scoring with 81 points (33G, 48A)
- Named to the 2012 OHL Second All-Star Team

# JANSEN HARKINS



## CAREER HIGHS

The 2018-19 season saw Harkins set new career highs in goals (15), assists (16), and overall points (31), more than doubling his previous best... The two-year pro played 70 games and had the highest shooting percentage (18.1) among Moose players who appeared in 30 or more games... His best stretch came from Jan. 10-19/19 when Harkins recorded seven points (3G, 4A) in a five-game span.

## GAME WINNER

Harkins showed a flair for the dramatics in his second full season with the Moose... The native of North Vancouver, B.C. scored his first career overtime and shootout winners... He was the fifth shooter for Manitoba in their Jan. 5/19 shootout win over the Texas Stars... On Feb. 1/19, he ended a game in Milwaukee at 3:10 of the extra frame.

## MAKING THE MEDAL RAINBOW

Harkins represented Canada three times during his junior career, and came home with a medal from each trip... His first tournament was the 2014 World U-17 Hockey Challenge where he recorded six points (1G, 5A) for the silver medal-winning Canada Pacific... The following summer, Harkins played for Canada at the 2014 Ivan Hlinka Memorial tournament and won gold after a six-point (2G, 4A) performance... Finally, he had five points (3G, 2A) in seven games, and completed his collection with a bronze medal at the 2015 IIHF World U18 Championships.

## JUMP FROM JUNIOR

Harkins led Prince George in scoring in 2016-17 with 72 points (21G, 51A) in 64 games... The 6'2" forward scored 242 points (75G, 167A) in 275 games during his career with the Cougars and left Prince George as the franchise points leader... Harkins was twice selected to the WHL All-Star team for the Canada/Russia Series.



BORN

MAY 23, 1997

NORTH VANCOUVER, B.C., CAN

HT 6'2" WT 195 S L

DRAFTED

WINNIPEG

2ND ROUND

47TH OVERALL

2015 NHL ENTRY DRAFT

ACQUIRED

DRAFTED

## AHL STATS

Season	Team	Lge	Regular Season						Playoffs					
			GP	G	A	Pts	PIM	+/–	GP	G	A	Pts	PIM	
2015-16	Manitoba Moose	AHL	6	1	2	3	2	1	—	—	—	—	—	
2016-17	Manitoba Moose	AHL	4	2	2	4	4	3	—	—	—	—	—	
2017-18	Manitoba Moose	AHL	46	2	11	13	17	6	2	0	0	0	0	
2018-19	Manitoba Moose	AHL	70	15	16	31	37	-2	—	—	—	—	—	
AHL Totals			126	20	31	51	60	8	2	0	0	0	0	

## AHL CAREER HIGHS

Games Played: 70 (2018-19)

Goals: 15 (2018-19)

Assists: 16 (2018-19)

Points: 31 (2018-19)

Penalty Minutes: 37 (2018-19)

Plus/Minus: +6 (2017-18)

Shots: 83 (2018-19)

## OTHER PRO / AMATEUR STATS

Season	Team	Lge	Regular Season						Playoffs					
			GP	G	A	Pts	PIM	+/–	GP	G	A	Pts	PIM	
2012-13	Prince George Cougars	WHL	5	0	0	0	2	-3	—	—	—	—	—	
2013-14	Prince George Cougars	WHL	67	10	24	34	18	-9	—	—	—	—	—	
2014-15	Prince George Cougars	WHL	70	20	59	79	45	7	5	0	4	4	2	
2015-16	Prince George Cougars	WHL	69	24	33	57	51	-11	4	2	3	5	4	
2016-17	Prince George Cougars	WHL	64	21	51	72	48	19	6	2	5	7	10	
2017-18	Jacksonville Icemen	ECHL	6	2	4	6	4	0	—	—	—	—	—	

## CAREER HIGHLIGHTS / TRIVIA

- Posted career highs in games played (70), goals (15), assists (16), points (31), PIM (37) and shots (83) in 2018-19
- Recorded an assist in his professional debut with Manitoba (AHL), April 5/16 against Milwaukee
- Claimed bronze at the IIHF U18 World Championship with Team Canada, tallying five points (3G, 2A)
- Won gold at the 2014 Ivan Hlinka Memorial tournament with Canada, posting six points (2G, 4A)
- Won 2013 World U17 Hockey Challenge silver medal with Team Canada Pacific
- All-time leading scorer for the WHL's Prince George Cougars with 242 points (75G, 167A) in 275 games
- Was drafted in the first round of the WHL Bantam Draft, second overall by the Prince George Cougars
- Brother Jonas Harkins ('00) plays junior hockey for the Regina Pats (WHL)

# DEREK HULAK



## PUSHING 40

Hulak's first two seasons in the AHL were very productive, reaching the 40-point mark in back-to-back seasons... He racked up 44 points (21G, 23A) as a rookie in 2014-15, finishing the year tied for ninth in overall points and fifth in goals among the league's rookies... The following season Hulak posted 17 goals and 23 assists to reach the 40-point plateau again.

## AHL DEBUT

Hulak made his pro debut with the Texas Stars on March 1, 2014 against the San Antonio Rampage. He scored his first AHL goal on his only shot of the game. Hulak has spent time with five AHL teams however his career high season came with the Stars when he posted 44 points (21G, 23A) in 68 games.

## TROPHY SEASON

The 2013-14 season was a standout year for Hulak not only in USports, but also in the AHL... Hulak represented the University of Saskatchewan as an alternate captain and went on to be named the Canada West Most Valuable Player, as well as the USports University Cup Most Valuable Player... Hulak posted a career high in goals (13), assists (35) and points (48)... To finish the year, Hulak won the Calder Cup with the Texas Stars... He appeared in five regular season games where he collected two points (1G, 1A) and three playoff contests.

## COLLEGIATE ALL-STAR

Hulak dominated in his collegiate career with the University of Saskatchewan... Hulak led Canada West skaters in points during the 2011-12 and 2013-14 seasons... He was named to USports All-Canadian First Team and USports (West) First All-Star Team in both those seasons... He tallied 123 points (34G, 89A) in 87 total USports games.



**BORN**

SEPTEMBER 2, 1989  
SASKATOON, SASK, CAN

HT 5'11" WT 181 SL

**DRAFTED**  
**UNDRAFTED**

**ACQUIRED**  
**TRYOUT, 2019**

## AHL STATS

Season	Team	Lge	Regular Season						Playoffs					
			GP	G	A	Pts	PIM	+/–	GP	G	A	Pts	PIM	
2013-14	Texas Stars	AHL	5	1	1	2	0	2	3	0	0	0	0	
2014-15	Texas Stars	AHL	68	21	23	44	26	1	3	0	0	0	0	
2015-16	Texas Stars	AHL	69	17	23	40	16	15	4	1	0	1	0	
2016-17	Utica Comets	AHL	17	4	1	5	4	2	–	–	–	–	–	
2018-19	Hershey Bears	AHL	8	2	1	3	0	2	–	–	–	–	–	
2018-19	Grand Rapids Griffins	AHL	35	1	3	4	6	0	4	1	1	2	0	
AHL Totals			202	46	52	98	52	22	14	2	1	3	0	

## AHL CAREER HIGHS

**Games Played:** 69 (2015-16)

**Goals:** 21 (2014-15)

**Assists:** 23 (2014-15, 15-16)

**Points:** 44 (2014-15)

**Penalty Minutes:** 26 (2014-15)

**Plus/Minus:** +15 (2015-16)

**Shots:** 132 (2014-15)

## OTHER PRO / AMATEUR STATS

Season	Team	Lge	Regular Season						Playoffs					
			GP	G	A	Pts	PIM	+/-	GP	G	A	Pts	PIM	
2005-06	Regina Pats	WHL	1	0	0	0	0	-2	1	0	0	0	0	
2006-07	Regina Pats	WHL	19	6	4	10	12	1	--	--	--	--	--	
2006-07	Saskatoon Blades	WHL	31	12	14	26	14	-11	--	--	--	--	--	
2007-08	Saskatoon Blades	WHL	72	16	30	46	36	-25	--	--	--	--	--	
2008-09	Saskatoon Blades	WHL	72	30	46	76	50	18	7	3	4	7	4	
2009-10	Saskatoon Blades	WHL	72	31	53	84	71	41	10	2	7	9	4	
2010-11	Tulsa Oilers	CHL	21	4	10	14	0	5	--	--	--	--	--	
2010-11	U. of Saskatchewan	CWUAA	11	2	4	6	0	-5						
2011-12	U. of Saskatchewan	CWUAA	28	11	33	44	14	22						
2012-13	U. of Saskatchewan	CWUAA	20	8	17	25	8	6						
2013-14	U. of Saskatchewan	CWUAA	28	13	35	48	12	1						

## CAREER HIGHLIGHTS / TRIVIA

- Recorded 40+ points in back-to-back AHL seasons with Texas in 2014-15 and 2015-16
- Won the 2014 Calder Cup with Texas
- Scored a goal on his first shot in his professional debut with Texas, March 1/14 at San Antonio
- Named the 2014 USports University Cup Most Valuable Player
- Led Canada West in scoring during the 2011-12 and 2013-14 seasons
- Selected for the USports All-Canadian First Team in both the 2011-12 and 2013-14 seasons
- Led all USports skaters with 33 assists during the 2011-12 season

# JOHNATHAN KOVACEVIC



## MOOSE DEBUT

Kovacevic joined the Moose in March after finishing his season at Merrimack College... Kovacevic made his professional debut with the Moose on April 12/19 against Chicago... The product of Grimsby, Ont. scored his first pro goal 7:53 into the game, and notched his first assist in the third period for a two-point and plus-two rating in his debut... Kovacevic was drafted in the third round, 74th overall in the 2017 entry draft by the Winnipeg Jets.

## JACK OF ALL TRADES

Kovacevic was nominated for the Hobey Baker Memorial Award in 2019 after his junior season at Merrimack College... In 31 NCAA games, Kovacevic registered 18 points (4G, 14A)... While at college, he studied Civil Engineering and was awarded the Top Scholar-Athlete award his first two seasons.

## LEADERSHIP ROLE

In his final year at Merrimack College, Kovacevic served as an alternate captain for the team... Kovacevic logged more minutes than any other player on the team... He also led the Merrimack in assists (14), and set a new career high in goals (4).

## STANDOUT ROOKIE

Kovacevic impressed in his rookie season with Merrimack by recording 19 points, ranking him fourth on the team in scoring... Kovacevic ranked 12th nationally among all rookie defencemen in scoring average.



**BORN**  
JULY 12, 1997  
GRIMSBY, ONT, CAN

**HT 6'5" W 219 S R**

**DRAFTED**  
WINNIPEG  
3RD ROUND  
74TH OVERALL  
2017 NHL ENTRY DRAFT

**ACQUIRED**  
DRAFTED

## AHL STATS

Season	Team	Lge	Regular Season						+/-	Playoffs				
			GP	G	A	Pts	PIM	GP		G	A	Pts	PIM	
2018-19	Manitoba Moose	AHL	1	1	1	2	2	2	--	--	--	--	--	
AHL Totals			1	1	1	2	2	2	--	--	--	--	--	

## NCAA CAREER HIGHS

**Games Played:** 36 (2016-17)

**Goals:** 4 (2018-19)

**Assists:** 16 (2016-17)

**Points:** 19 (2016-17)

**Penalty Minutes:** 30 (2016-17)

**Plus/Minus:** +7 (2016-17)

## OTHER PRO / AMATEUR STATS

Season	Team	Lge	Regular Season						+/-	Playoffs				
			GP	G	A	Pts	PIM	GP		G	A	Pts	PIM	
2014-15	Ottawa Jr. Senators	CCHL	52	5	14	19	20	-	10	0	3	3	6	
2015-16	Ottawa Jr. Senators	CCHL	21	2	8	10	6	-	-	-	-	-	-	
2015-16	Hawkesbury Hawks	CCHL	30	6	20	26	21	-	10	0	7	7	10	
2016-17	Merrimack College	NCAA	36	3	16	19	30	7	-	-	-	-	-	
2017-18	Merrimack College	NCAA	34	2	15	17	14	-2	-	-	-	-	-	
2018-19	Merrimack College	NCAA	31	4	14	18	14	-10	-	-	-	-	-	

## CAREER HIGHLIGHTS / TRIVIA

- Tallied a goal and an assist in his AHL debut with Manitoba, April 12/19 at Chicago
- Nominated for the 2019 Hobey Baker Award
- Scored 19 points as a rookie with Merrimack, ranking him fourth on the team in scoring
- Named to the 2016 CCHL Third All-Star Team
- Named to the 2015 CCHL All-Rookie Team

# JC LIPON



## CLIMBING THE RANKS

JC Lipon moved into third place in Moose/IceCaps franchise history by finishing the 2018-19 season 739 career penalty minutes... He trails Mike Ruark (838) for second on the list, and has a long way to go to reach Jimmy Roy atop the leaderboard at 1,434... The Regina-born winger has topped 100 penalty minutes in five out of his six pro seasons... Lipon also has the most assists by a right wing in Moose/IceCaps history, having racked up 124 helpers in 391 games... On the overall lists, Lipon ranks fourth in shots on goal (786), fifth in games played (391), sixth in assists (124) and tied for 10th in game-winning goals (10).

## SHOOTER

Lipon has reached 100 shots on net in all six of his AHL seasons... With 142 shots during the 2018-19 campaign, Lipon finished fourth on the team with the second-highest single-season total of his career.

## ALWAYS ON THE SCORESHEET

Lipon's 2018-19 campaign was his sixth professional season after being selected in the third round (91st overall) of the 2013 NHL Draft... The 26 year old is a constant in most statistical categories, whether it's goals, assists, or penalty minutes... Lipon has recorded at least 26 points in all six of his professional seasons, recording at least 10 goals and 15 assists in each of the past four campaigns... Lipon enters the 2019-20 season with 191 points (67G, 124A) in 391 games.

## SHORTIES

Lipon struck twice while on the penalty kill in 2018-19 to lead the Moose in shorthanded tallies... He hadn't scored a shorthanded goal since the 2015-16 season when he tallied three times when down a man.



**BORN**

JULY 10, 1993

REGINA, SASK, CAN

HT 6'0" WT 190 S R

**DRAFTED**

WINNIPEG

3RD ROUND

91ST OVERALL

2013 NHL ENTRY DRAFT

**ACQUIRED**

DRAFTED

RE-SIGNED, 2019

## AHL STATS

Season	Team	Lge	Regular Season						Playoffs					
			GP	G	A	Pts	PIM	+/-	GP	G	A	Pts	PIM	
2013-14	St. John's IceCaps	AHL	72	9	32	41	136	0	14	0	1	1	4	
2014-15	St. John's IceCaps	AHL	75	5	21	26	163	-26	--	--	--	--	--	
2015-16	Manitoba Moose	AHL	45	13	17	30	87	-13	--	--	--	--	--	
2016-17	Manitoba Moose	AHL	71	12	18	30	129	11	--	--	--	--	--	
2017-18	Manitoba Moose	AHL	68	17	21	38	103	12	9	1	0	1	13	
2018-19	Manitoba Moose	AHL	60	11	15	26	121	10	--	--	--	--	--	
AHL Totals			391	67	124	191	739	-6	23	1	1	2	17	

## AHL CAREER HIGHS

**Games Played:** 75 (2014-15)**Goals:** 17 (2017-18)**Assists:** 32 (2013-14)**Points:** 41 (2013-14)**Penalty Minutes:** 163 (2014-15)**Plus/Minus:** +12 (2017-18)**Shots:** 164 (2016-17)

## NHL STATS

Season	Team	Lge	Regular Season						Playoffs					
			GP	G	A	Pts	PIM	+/-	GP	G	A	Pts	PIM	
2015-16	Winnipeg Jets	NHL	9	0	1	1	5	0	--	--	--	--	--	
NHL Totals			9	0	1	1	5	0	0	0	0	0	0	

## OTHER PRO / AMATEUR STATS

Season	Team	Lge	Regular Season						Playoffs					
			GP	G	A	Pts	PIM	+/-	GP	G	A	Pts	PIM	
2009-10	Kamloops Blazers	WHL	53	3	10	13	38	-7	3	0	0	0	0	
2010-11	Kamloops Blazers	WHL	65	3	18	21	111	-26	--	--	--	--	--	
2011-12	Kamloops Blazers	WHL	69	19	46	65	111	23	10	2	7	9	20	
2012-13	Kamloops Blazers	WHL	61	36	53	89	115	34	15	6	17	23	20	

## CAREER HIGHLIGHTS / TRIVIA

- Franchise leader in career assists by right wingers
- Tallied two hat-tricks during the 2017-18 season (Nov. 28/17 at Rockford, April 6/18 vs. Bakersfield)
- Scored first professional goal with St. John's Oct. 4/14 vs. Providence
- Made NHL debut with Winnipeg, Jan. 18/16 against Colorado
- Scored a goal in his professional debut with St. John's (AHL), Oct. 4/13 vs. Providence
- Named to Canada's 2013 IIHF World Junior Championship roster
- Passed through the NHL Draft twice before being selected by Winnipeg in 2013
- Named CHL Player of the Week twice (Oct. 7/12, Oct. 14/12)
- Final player remaining on the Moose roster to have played a full season in St. John's

# JOONA LUOTO



## FAR FROM HOME

The 2019-20 campaign marks Luoto's first season playing in North America and outside Finland... He spent the past three seasons playing for his hometown club, Tappara Tampere in the SM-liiga... Luoto recorded 38 points (32G, 17A) in 129 games with Tappara... During the 2018-19 season, he posted new career highs in games played (58) and PIMs (32) while matching his career highs of eight goals and eight assists for 16 points.

## INTERNATIONAL STAGE

Luoto represented Finland at the 2017 World Junior Championships... Luoto posted one goal and one assist in the six games that he appeared in... He skated alongside fellow Winnipeg Jets prospect, Kristian Vesalainen during the tournament.

## POST-SEASON EXPERIENCE

Tappara made the playoffs all three years with Luoto in the lineup... The club captured the SM-liiga championship in 2017 with Luoto contributing one goal in 10 playoff games... He tallied two assists in 13 games during the 2018 playoffs as Tappara reached the final, but fell short of its ultimate goal... Luoto's most productive post-season came in 2019 as he recorded four points (2G, 2A) in eleven playoff games... Luoto has also recorded three points (2G, 1A) in 16 Champions Hockey League games with Tappara.

## OTHER PRO / AMATEUR STATS

Season	Team	Lge	Regular Season						Playoffs					
			GP	G	A	Pts	PIM	+/-	GP	G	A	Pts	PIM	
2013-14	Tappara U18	Jr. B SM-sarja	48	8	14	22	26	–	3	0	0	0	4	
2014-15	Tappara U18	Jr. B SM-sarja	27	22	13	35	45	–	7	3	3	6	0	
2014-15	Tappara U20	Jr. A SM-liiga	17	5	4	9	10	3	–	–	–	–	–	
2015-16	Tappara U20	Jr. A SM-liiga	36	20	15	35	26	4	–	–	–	–	–	
2016-17	Tappara U20	Jr. A SM-liiga	4	2	4	6	2	3	–	–	–	–	–	
2016-17	Tappara	Liiga	24	5	1	6	6	3	10	1	0	1	4	
2016-17	LeKi	Mestis	24	5	3	8	65	-6	–	–	–	–	–	
2017-18	Tappara	Liiga	47	8	8	16	14	5	13	0	2	2	2	
2018-19	Tappara	Liiga	58	8	8	16	32	6	11	2	2	4	0	

## SM-LIIGA CAREER HIGHS

**Games Played:** 58 (2018-19)

**Goals:** 8 ('17-'18, '18-'19)

**Assists:** 8 ('17-'18, '18-'19)

**Points:** 16 ('17-'18, '18-'19)

**Penalty Minutes:** 32 (2018-19)

**Plus/Minus:** +16 (2018-19)

## CAREER HIGHLIGHTS / TRIVIA

- Reached the 2018 SM-liiga finals with Tappara
- Won the 2017 SM-liiga championship with Tappara
- Represented Finland at the 2017 World Junior Championships
- Captained Tappara U18 during the 2014-15 season



### BORN

SEPTEMBER 26, 1997  
LEMPAALA, FINLAND

HT 6'4" WT 201 S L

### DRAFTED

UNDRAFTED

### ACQUIRED

FREE AGENT, 2019



# BOBBY LYNCH



## CAREER-HIGH

Lynch spent two seasons with the Drummondville Voltigeurs (16-17, 17-18)... In the 2017-18 season with Drummondville, Lynch posted a career-high 67 points in 67 games by scoring 28 goals and adding 39 assists... Lynch finished the season with an impressive plus-18 rating.

## LUMBERJACKS

Lynch spent the 2018-19 season in the USHL with the Muskegon Lumberjacks where he posted 53 points (21G, 32A)... Lynch impressed for the Lumberjacks in the postseason collecting 10 points (2G, 8A) in the eight playoff games he appeared in... Lynch showed consistency on the Lumberjacks in recording a six-game point streak that lasted from Nov. 9-23/18. During this streak he posted nine points (2G, 7A).

## COACH TIES

During his junior career, Lynch spent two seasons in the QMJHL and one season in the USHL... His move to the Lumberjacks was motivated by a familiar face behind the bench... Lynch played for Lumberjacks head coach Mike Hamilton in his younger years... In the 2010-11 season Lynch played for the Detroit Honeybaked where Hamilton was the head coach.



## OTHER PRO / AMATEUR STATS

Season	Team	Lge	Regular Season						Playoffs					
			GP	G	A	Pts	PIM	+/-	GP	G	A	Pts	PIM	
2016-17	Drummondville Voltigeurs	QMJHL	37	2	7	9	2	-4	2	0	0	0	0	
2017-18	Drummondville Voltigeurs	QMJHL	67	28	39	67	26	18	10	0	6	6	0	
2018-19	Muskegon Lumberjacks	USHL	61	21	32	53	18	7	8	2	8	10	12	

## JUNIOR CAREER HIGHS

**Games Played:** 67 (2017-18)

**Goals:** 28 (2017-18)

**Assists:** 39 (2017-18)

**Points:** 67 (2017-18)

**Penalty Minutes:** 26 (2017-18)

**Plus/Minus:** +18 (2017-18)

**Shots:** 198 (2017-18)

## CAREER HIGHLIGHTS / TRIVIA

- Finished second on Muskegon (USHL) with 53 points (21G, 32A) in 61 games
- Recorded a six-game point streak with nine points (2G, 7A) from Nov. 9-Nov. 23/18 with Muskegon
- Transferred from the QMJHL (Drummondville) to the USHL (Muskegon) prior to the 2018-19 season
- Posted a career-high 67 points (28G, 39A) in 67 games in the 2017-18 season with Drummondville (QMJHL)
- Tallied his first career hat trick with Drummondville, Sept. 30/17 vs. Baie-Comeau

### BORN

JUNE 16, 1998

GRAND BLANC, MICH, USA

HT 6'2" WT 172 S R

### DRAFTED

UNDRAFTED

### ACQUIRED

FREE AGENT, 2019

# COLE MAIER



## EARLY YEARS

Maier spent his collegiate career with Union College where he served as the team captain for two seasons from 2017-19... The forward appeared in 133 games for the Union Dutchmen posting 95 points by scoring 38 goals and 57 assists... His most productive season came in 2017-18 when Maier recorded 34 points (11G, 23A) in 38 games.

## LASTING IMPRESSION

Maier was recognized by the ECAC for his 2018-19 campaign, during which he posted 32 points (9G, 23A) in 39 games... The forward was a finalist for both the 2019 Best Defensive Forward and the conference's 2019 Men's Student-Athlete of the Year award... He was also selected for the ECAC's Third All-League Team.

## QUICK WORK

The Pequannock, N.J. native made his professional debut in 2018-19 by appearing in three games with the Moose... Maier played his first pro game April 12/19, suiting up for the Moose against the Grand Rapids Griffins... After posting three shots on goal in his first two games, Maier scored his first AHL goal in Manitoba's 6-2 victory over the Chicago Wolves on April 14/19... Maier's first three professional games came on consecutive days.

## ROOKIE SHOWCASE

Maier took part in the 2019 Rookie Showcase in Belleville, Ont. as a member of the Winnipeg Jets prospect group... He appeared in three games, recording a point in each outing... Maier finished the tournament with a goal and two assists, while posting six shots on goal.





**BORN**  
JUNE 24, 1995  
PEQUANNOCK, N.J., USA

**HT 6'1" WT 199 S R**

**DRAFTED**  
**UNDRAFTED**

**ACQUIRED**  
FREE AGENT, 2019

## AHL STATS

Season	Team	Lge	Regular Season						Playoffs					
			GP	G	A	Pts	PIM	+/-	GP	G	A	Pts	PIM	
2018-19	Manitoba Moose	AHL	3	1	0	1	0	0	--	--	--	--	--	
AHL Totals			3	1	0	1	0	0	--	--	--	--	--	

## NCAA CAREER HIGHS

**Games Played:** 39 (2018-19)

**Goals:** 15 (2016-17)

**Assists:** 23 ('17-'18, '18-'19)

**Points:** 34 (2017-18)

**Penalty Minutes:** 24 (2018-19)

**Plus/Minus:** 15 (2016-17)

## OTHER PRO / AMATEUR STATS

Season	Team	Lge	Regular Season						Playoffs					
			GP	G	A	Pts	PIM	+/-	GP	G	A	Pts	PIM	
2014-15	Nanaimo Clippers	BCHL	58	25	29	54	40	-	23	4	8	12	26	
2015-16	Union College	ECAC	18	3	1	4	21	-8	-	-	-	-	-	
2016-17	Union College	ECAC	38	15	10	25	10	15	-	-	-	-	-	
2017-18	Union College	ECAC	38	11	23	34	20	5	-	-	-	-	-	
2018-19	Union College	ECAC	39	9	23	32	24	10	-	-	-	-	-	

## CAREER HIGHLIGHTS / TRIVIA

- Scored his first professional goal with Manitoba (AHL), April 14/19 at Chicago
- Made his professional debut with Manitoba, April 12/19 at Grand Rapids
- Finalist for 2018-19 ECAC Best Defensive Forward of the Year and Student Athlete of the Year
- Named to the 2018-19 ECAC's Third All-League team
- Served as captain for Union College for two seasons from 2017-19

# SKYLER MCKENZIE



## OFFENSIVE TEAR

McKenzie scored goals in consecutive games twice in February 2019, the first and second times he accomplished the feat in his pro career... With four goals and an assist, February was McKenzie's most productive month of the 2018-19 season... McKenzie finished the campaign with 16 points (8G, 8A) to lead rookie forwards in offensive production in 2018-19.

## FIRSTS

Skyler McKenzie tallied his first professional assist Dec. 13/18 against the Belleville Senators... McKenzie recorded his first point months earlier in the 2018 Calder Cup Playoffs... Making his pro debut on April 25/18, in Game 3 of the Central Division Semi-Finals, the Sherwood Park, Alta. native scored his first professional goal, which turned out to be the game-winner in a 6-3 Moose win.

## JUGGERNAUT JUNIOR

McKenzie played four seasons in the WHL with the Portland Winterhawks, and closed out his junior career with back-to-back 80-plus point seasons... He played all 72 games for the Winterhawks in 2017-18, posting 87 points (47G, 40A) and a plus-38 rating... His 47 goals paced Portland and were tied for sixth in the WHL... He had three point streaks of at least eight games, including a season high 10-game point streak from Nov. 1-25 (8G, 10A)... In 2016-17, he had 84 points (42G, 42A) in 72 games.



**BORN**

JANUARY 20, 1998

SHERWOOD PARK, ALTA, CAN

**HT 5'8" WT 163 S L****DRAFTED**

WINNIPEG

7TH ROUND

198TH OVERALL

2017 NHL ENTRY DRAFT

**ACQUIRED**

DRAFTED

## AHL STATS

Season	Team	Lge	Regular Season					+/-	Playoffs				
			GP	G	A	Pts	PIM		GP	G	A	Pts	PIM
2017-18	Manitoba Moose	AHL	—	—	—	—	—	—	3	1	0	1	0
2018-19	Manitoba Moose	AHL	47	8	8	16	28	6	—	—	—	—	—
AHL Totals			47	8	8	16	28	6	3	1	0	1	0

## AHL CAREER HIGHS

**Games Played:** 47 (2018-19)**Goals:** 8 (2018-19)**Assists:** 8 (2018-19)**Points:** 16 (2018-19)**Penalty Minutes:** 28 (2018-19)**Plus/Minus:** +6 (2018-19)**Shots:** 60 (2018-19)

## OTHER PRO / AMATEUR STATS

Season	Team	Lge	Regular Season					+/-	Playoffs				
			GP	G	A	Pts	PIM		GP	G	A	Pts	PIM
2013-14	Portland Winterhawks	WHL	5	0	0	0	0	0	—	—	—	—	—
2014-15	Portland Winterhawks	WHL	65	4	12	16	48	0	17	0	3	3	8
2015-16	Portland Winterhawks	WHL	68	8	17	25	48	3	4	0	1	1	0
2016-17	Portland Winterhawks	WHL	72	42	42	84	60	29	9	4	2	6	0
2017-18	Portland Winterhawks	WHL	72	47	40	87	54	38	12	3	5	8	0

## CAREER HIGHLIGHTS / TRIVIA

- Led Manitoba (AHL) rookie forwards with 16 points (8G, 8A) in 2018-19
- Scored three goals in two pre-season games with the Winnipeg (NHL) in 2018
- Scored the game-winning goal pro debut with Manitoba (AHL), April 25/18 in Game 3 of the Central Division Semi-Finals against Grand Rapids
- Finished tied for sixth in the WHL with 47 goals in 72 games in 2017-18 with Portland
- Finished tied for eighth in the WHL with 42 goals in 72 games in 2016-17 with Portland
- Posted a combined plus-67 rating his final two WHL seasons
- Was an eighth round pick of the Winterhawks in the 2013 WHL Bantam Draft

# KAMERIN NAULT



## PRO DEBUT

Nault spent the majority of the 2018-19 season in the ECHL with the Greenville Swamp Rabbits where he played in 20 games and collected 21 points (12G, 9A)...The forward appeared in one game for the Moose on April 14/19... Nault collected one goal and one assist in the team's 6-2 victory against the Chicago Wolves.

## WINNIPEGGER

Prior to turning pro, Nault spent his entire hockey career playing in Winnipeg... He played high school hockey with Garden City, before moving on to join the MJHL's Winnipeg Blues where he posted 203 points (98G, 105A) in 208 career games... Nault then played at the Canadian USports level with the University of Manitoba where he appeared in 46 games and collected 26 points (16G, 10A).

## POST-SEASON PLAYER

Nault began his junior career in the MJHL with the Winnipeg Blues... He won the 2014 MJHL Championship with the Blues, recording a playoff career-high 11 points (7G, 4A) in 11 games... The Blues made an appearance in the post-season every year Nault held a spot on their roster.

## RACKING UP NUMBERS

In the 2014-15 season with the Winnipeg Blues, Nault led the team in goals (33) and points (71)... Nault tied for the second ranked spot in the league amongst point leaders in the 2014-15 season (71)... Nault recorded a seven-game point and goal streak that lasted from Feb. 13-28/15 where he collected 12 points (7G, 5A)... The Winnipeg product recorded a career-high 76 points (37G, 39A) in the 2015-16 season, leading to a spot on the 2016 MJHL Second All-Star Team.



**BORN**  
SEPTEMBER 7, 1995  
WINNIPEG, MAN, CAN

**HT 6'2" WT 194 S L**

**DRAFTED**  
UNDRAFTED

**ACQUIRED**  
TRYOUT, 2019

## AHL STATS

Season	Team	Lge	Regular Season						Playoffs					
			GP	G	A	Pts	PIM	+/-	GP	G	A	Pts	PIM	
2018-19	Manitoba Moose	AHL	1	1	1	2	2	2	--	--	--	--	--	
AHL Totals			1	1	1	2	2	2	--	--	--	--	--	

## ECHL CAREER HIGHS

**Games Played:** 20 (2018-19)

**Goals:** 12 (2018-19)

**Assists:** 9 (2018-19)

**Points:** 21 (2018-19)

**Penalty Minutes:** 8 (2018-19)

**Plus/Minus:** +2 (2018-19)

**Shots:** 61 (2018-19)

## OTHER PRO / AMATEUR STATS

Season	Team	Lge	Regular Season						Playoffs					
			GP	G	A	Pts	PIM	+/-	GP	G	A	Pts	PIM	
2012-13	Winnipeg Blues	MJHL	42	9	10	19	54		4	0	1	1	0	
2013-14	Winnipeg Blues	MJHL	55	19	17	36	44		11	7	4	11	4	
2014-15	Winnipeg Blues	MJHL	57	33	38	71	76		9	4	3	7	14	
2015-16	Winnipeg Blues	MJHL	54	37	39	76	43		10	3	4	7	2	
2016-17	University of Manitoba	CWUAA	11	1	0	1	4	-6						
2017-18	University of Manitoba	CWUAA	26	12	8	20	16	1						
2018-19	University of Manitoba	CWUAA	9	3	2	5	14	-5						
2018-19	Greenville Swamp Rabbits	ECHL	20	12	9	21	8	2	--	--	--	--	--	

## CAREER HIGHLIGHTS / TRIVIA

- Participated in the 2019 Rookie Showcase with Winnipeg (NHL), tallying two points (1G, 1A) in three games
- Posted a goal and an assist in his AHL debut with Manitoba, April 14/19 at Chicago
- Made his professional debut with Greenville (ECHL, recording 21 points (12G, 9A) in his first 20 games
- Named to the 2016 MJHL Second All-Star Team
- Captured the 2014 MJHL Championship with Winnipeg



# SAMI NIKU



## NHL DEBUT

After making his NHL debut during the 2017-18 season in Montreal, Niku enjoyed 30 games with the Jets last season and registered a goal and three assists... He had his first NHL multi-point night on Jan. 17/19 with two assists during a 5-1 win at Nashville... One of those helpers came on Mason Appleton's game-winning goal at 3:36 of the second period... Niku is only the second Finnish-born defenceman to play a game for the franchise, joining Anssi Salmela (2008-2010).

## LATE BLOOMER

Selected in the seventh round, 198th overall, in the 2015 NHL Draft, Niku is the latest drafted player to suit up for the Jets since the franchise relocated to Winnipeg in 2011... He became the latest drafted player to play for the franchise since Paul Postma was drafted 205th overall in the 2007 NHL Draft.

## DEFENCEMAN OF THE YEAR

In the 2017-18 season Niku tallied 54 points (16G, 38A) in 76 games as an AHL rookie to be selected as the Eddie Shore Award winner as the league's best defenceman... He was also named to the AHL First All-Star team and All-Rookie team... His 54 points set a record for the most by a Moose defenceman in franchise history and his plus-17 rating was tops among the top six scoring defenceman in the AHL.

## WORLD JUNIOR GOLD

Niku helped Finland win gold at the 2016 World Junior Championship on home soil in Helsinki... He had two points (1G, 1A) in the seven games and was a teammate of Patrik Laine on the team... Niku also played for Finland at the 2013 U17 World Hockey Challenge, 2014 U18 World Championship and 2015 World Junior Championship.





**BORN**  
OCTOBER 10, 1996  
HAAPAVESI, FINLAND

**HT 6'0" WT 194 S L**

**DRAFTED**  
WINNIPEG  
7TH ROUND  
198TH OVERALL  
2015 NHL ENTRY DRAFT

**ACQUIRED**  
DRAFTED

## AHL STATS

Season	Team	Lge	Regular Season						Playoffs					
			GP	G	A	Pts	PIM	+/–	GP	G	A	Pts	PIM	
2017-18	Manitoba Moose	AHL	76	16	38	54	30	17	9	1	2	3	2	
2018-19	Manitoba Moose	AHL	20	3	9	12	14	-6	–	–	–	–	–	
<b>AHL Totals</b>			<b>96</b>	<b>19</b>	<b>47</b>	<b>66</b>	<b>44</b>	<b>11</b>	<b>9</b>	<b>1</b>	<b>2</b>	<b>3</b>	<b>2</b>	

## AHL CAREER HIGHS

**Games Played:** 76 (2017-18)  
**Goals:** 16 (2017-18)  
**Assists:** 38 (2017-18)  
**Points:** 54 (2017-18)

**Penalty Minutes:** 30 (2017-18)  
**Plus/Minus:** +17 (2017-18)  
**Shots:** 139 (2017-18)

## NHL STATS

Season	Team	Lge	Regular Season						Playoffs					
			GP	G	A	Pts	PIM	+/–	GP	G	A	Pts	PIM	
2017-18	Winnipeg Jets	NHL	1	1	0	1	0	0	–	–	–	–	–	
2018-19	Winnipeg Jets	NHL	30	1	3	4	2	0	–	–	–	–	–	
<b>NHL Totals</b>			<b>31</b>	<b>2</b>	<b>3</b>	<b>5</b>	<b>2</b>	<b>0</b>	<b>0</b>	<b>0</b>	<b>0</b>	<b>0</b>	<b>0</b>	

## OTHER PRO / AMATEUR STATS

Season	Team	Lge	Regular Season						Playoffs					
			GP	G	A	Pts	PIM	+/–	GP	G	A	Pts	PIM	
2013-14	JYP-Akatemia	Mestis	30	0	3	3	16	2	–	–	–	–	–	
2014-15	JYP-Akatemia	Mestis	39	3	22	25	24	8	6	0	5	5	4	
2014-15	JyP HT Jyväskylä	SM-liiga	12	0	1	1	6	1	–	–	–	–	–	
2015-16	JyP HT Jyväskylä	SM-liiga	38	4	7	11	2	2	–	–	–	–	–	
2015-16	JYP-Akatemia	Mestis	7	0	2	2	4	1	–	–	–	–	–	
2016-17	JyP HT Jyväskylä	SM-liiga	59	5	22	27	26	3	15	1	5	6	2	

## CAREER HIGHLIGHTS / TRIVIA

- Set new NHL career highs in games played (30), assists (3) and points (4)
- Just the second rookie to ever win the Eddie Shore Award as the AHL's outstanding defenceman (2017-18)
- Named to the 2018 AHL First All-Star Team and All-Rookie Team
- Scored a goal in his NHL debut with Winnipeg, April 3/18 at Montreal
- Finished 7th in SM-liiga for scoring by a defenceman in 2016-17
- Won SM-liiga Bronze Medal with JYP ('17)
- Won U20 World Junior Gold in his home country with Team Finland ('16.)
- Won Gold Medal at EYOF with Team Finland in 2013-14
- Played on Finland's U17 and U18 national teams
- One of five rookie defencemen named to the AHL First All-Star Team since 1975
- With Mason Appleton, the first rookie teammates to be named AHL First Team All-Stars since 1988-89 (2018)
- Played his first professional game in SM-liiga at age 17

# NELSON NOGIER



## BACK ON THE RINK

Nogier scored his first goal of the season on Feb. 20/19 in Toronto... It was Nogier's first tally since March 12/17, also against the Marlies, after the Saskatoon, Sask. native missed all but 13 games in 2017-18 due to injury... Nogier had a healthy season in 2018-19, appearing in all but two games with the Moose in 2018-19, missing the games while on recall with the Winnipeg Jets... He finished the season with nine points (1G, 8A).

## RETURN TO THE SHOW

On Dec. 4/18, Nelson Nogier played his first NHL game since 2016-17 when he was with the Jets for 10 contests... Winnipeg's fourth round pick, 101st overall in 2014, Nogier has yet to record his first NHL point, but helped the club to a win over the Islanders when called upon in 2018-19.

## WHL PRODUCT

In 235 career WHL games split between Saskatoon and Red Deer, Nogier had 50 points (8G, 42A)... He was selected as the WHL's Scholastic Player of the Year in 2014, which is an award that has also been won by Jets Josh Morrissey (2013) and Adam Lowry (2010), along with general manager Kevin Cheveldayoff (1988). games, but did go plus-three in a 5-2 win at St. Louis on April 4/17.

## MEMORIAL CUP

Nogier appeared in two Memorial Cup tournaments during his junior career... He played for Saskatoon in the 2013 Memorial Cup as a 16 year old rookie, and again with Red Deer to conclude his time in junior in 2016... He played in four games in each of the tournaments, recording one assist in 2016.



**BORN**  
MAY 27, 1996  
SASKATOON, SASK, CAN

**HT 6'3" WT 208 S L**

**DRAFTED**  
WINNIPEG  
4TH ROUND  
101ST OVERALL  
2014 NHL ENTRY DRAFT

**ACQUIRED**  
**DRAFTED**  
**RE-SIGNED, 2019**

## AHL STATS

Season	Team	Lge	Regular Season						Playoffs					
			GP	G	A	Pts	PIM	+/-	GP	G	A	Pts	PIM	
2016-17	Manitoba Moose	AHL	60	2	11	13	35	-5	-	-	-	-	-	
2017-18	Manitoba Moose	AHL	13	0	1	1	4	1	2	0	0	0	2	
2018-19	Manitoba Moose	AHL	74	1	8	9	48	-9	-	-	-	-	-	
AHL Totals			147	3	20	23	87	-13	2	0	0	0	2	

## AHL CAREER HIGHS

**Games Played:** 74 (2018-19)

**Goals:** 2 (2016-17)

**Assists:** 11 (2016-17)

**Points:** 13 (2016-17)

**Penalty Minutes:** 48 (2018-19)

**Plus/Minus:** +1 (2017-18)

**Shots:** 117 (2018-19)

## NHL STATS

		Regular Season							Playoffs				
Season	Team	Lge	GP	G	A	Pts	PIM	+/-	GP	G	A	Pts	PIM
2016-17	Winnipeg Jets	NHL	10	0	0	0	5	-1	-	-	-	-	-
2018-19	Winnipeg Jets	NHL	1	0	0	0	0	0	-	-	-	-	-
NHL Totals			11	0	0	0	5	-1	0	0	0	0	0

## OTHER PRO / AMATEUR STATS

Season	Team	Lge	Regular Season						Playoffs					
			GP	G	A	Pts	PIM	+/-	GP	G	A	Pts	PIM	
2011-12	Saskatoon Blades	WHL	4	0	0	0	0	-4	-	-	-	-	-	
2012-13	Saskatoon Blades	WHL	55	0	4	4	8	7	3	0	1	1	0	
2013-14	Saskatoon Blades	WHL	37	1	5	6	25	-2	-	-	-	-	-	
2014-15	Saskatoon Blades	WHL	32	1	7	8	42	-27	-	-	-	-	-	
2014-15	Red Deer Rebels	WHL	38	2	9	11	42	-1	5	0	1	1	4	
2015-16	Red Deer Rebels	WHL	69	4	17	21	79	27	17	2	2	4	18	

## CAREER HIGHLIGHTS / TRIVIA

- Made his NHL debut with Winnipeg, March 21/17 vs. Philadelphia
- Scored a goal in his professional debut with Manitoba (AHL) on Oct. 14/16 at Iowa
- Won the Daryl K. Seaman Trophy as the WHL Scholastic Player of the Year in 2014
- Appeared in both the 2013 and 2016 Memorial Cup tournaments
- Played for Team Canada West at the 2012 World U17 Hockey Challenge tallying one assist in five games
- Won a bronze medal at the Telus Cup (Canadian National Midget AAA Championship) with the Saskatoon Contacts
- His sister, Danielle, played in the 2018 Canadian USports Women's Hockey National Championship with the University of Saskatchewan Huskies

# JIMMY OLIGNY



## NO TIME WASTED

Five-year defenceman Jimmy Oligny was traded to the Winnipeg Jets and assigned to the Moose on Jan. 3/19... Oligny, who had one assist in 16 games with his former club, the Chicago Wolves, got on the scoresheet in just his second game with Manitoba, registering an assist on Peter Stoykewych's third-period goal... Oligny went on to post 10 points (2G, 8A) in 32 games with the Moose.

## CAREER HIGH

Oligny set a new career-high for shooting percentage at 4.3 per cent in 2018-19... In his 30 games with the Moose, that number spiked to 7.1 per cent... Oligny scored twice last season... His first goal the result of a breakaway in Toronto, the second came against Texas in the midst of a three-game point streak (1G, 3A) from March 13-17/19.

## TRAVELING MAN

Oligny has played with three different teams in the AHL over the course of his career... He began his AHL career with Milwaukee Admirals where he spent four seasons... His AHL debut was on Oct. 10/2014 vs. the Charlotte Checkers... It was with the Admirals where he posted career highs in games played (74), goals (3), assists (11), points (14) and plus/minus (14)... Oligny's second stop was a brief one, spending 16 games with the Chicago Wolves, before arriving in Manitoba.

## "A"

Oligny served as an alternate captain in his final two seasons of junior, one with the PEI Rocket and again with the Rimouski Oceanic... In the 65 games Oligny suited up for during his season wearing an "A" for the Rocket, he posted 42 points (13G, 29A)... During his season with the Oceanic, Oligny posted 36 points (7G, 29A).





**BORN**  
APRIL 30, 1993  
ST. MICHEL, QUE, CAN

**HT 5'11" WT 206 S L**

**DRAFTED**  
UNDRAFTED

**ACQUIRED**  
TRADE, 2018  
RE-SIGNED, 2019

## AHL STATS

Season	Team	Lge	Regular Season						Playoffs					
			GP	G	A	Pts	PIM	+/-	GP	G	A	Pts	PIM	
2014-15	Milwaukee Admirals	AHL	53	1	4	5	46	-2	--	--	--	--	--	
2015-16	Milwaukee Admirals	AHL	74	3	11	14	120	14	3	0	0	0	2	
2016-17	Milwaukee Admirals	AHL	66	1	11	12	118	7	--	--	--	--	--	
2017-18	Milwaukee Admirals	AHL	66	2	10	12	135	-20	--	--	--	--	--	
2017-18	Chicago Wolves	AHL	16	0	1	1	28	2	--	--	--	--	--	
2018-19	Manitoba Moose	AHL	32	2	8	10	35	4	--	--	--	--	--	
AHL Totals			307	9	45	54	482	5	3	0	0	0	2	

## AHL CAREER HIGHS

**Games Played:** 74 (2015-16)  
**Goals:** 3 (2015-16)  
**Assists:** 11 ('15-'16, '16-'17)  
**Points:** 14 (2015-16)

**Penalty Minutes:** 135 (2017-18)  
**Plus/Minus:** +14 (2015-16)  
**Shots:** 95 (2017-18)

## OTHER PRO / AMATEUR STATS

Season	Team	Lge	Regular Season						Playoffs					
			GP	G	A	Pts	PIM	+/-	GP	G	A	Pts	PIM	
2009-10	Prince Edward Island Rocket	QMJHL	52	1	5	6	28	-2	5	1	0	1	2	
2010-11	Prince Edward Island Rocket	QMJHL	66	2	13	15	77	-9	5	0	0	0	10	
2011-12	Prince Edward Island Rocket	QMJHL	58	6	18	24	165	-20	--	--	--	--	--	
2012-13	Prince Edward Island Rocket	QMJHL	65	13	29	42	142	3	6	1	1	2	4	
2013-14	Rimouski Oceanic	QMJHL	61	7	29	36	119	23	10	3	5	8	25	
2015-16	Cincinnati Cyclones	ECHL	1	0	0	0	6	1	--	--	--	--	--	

## CAREER HIGHLIGHTS / TRIVIA

- Set a new career-high for shooting percentage at 4.3 percent in 2018-19
- Ranked seventh in the AHL with 135 PIMs during the 2017-18 season
- Named Milwaukee's IOA/American Specialty AHL Man of the Year (community service) for 2015-16
- Made his AHL debut with Milwaukee, Oct. 10/14 vs. Charlotte
- Played in the 2012 Canada-Russia Super Series
- Selected seventh overall in the 2009 QMJHL Entry Draft by Prince Edward Island

# GRIFFEN OUTHOUSE



## SIGNED

Outhouse joined the Winnipeg Jets prospects at the 2019 Rookie Showcase in Belleville, Ont... He appeared in all three games, posting a 1-0-1 record, supported by a 1.67 goals-against average and a 0.932 save percentage... Following the rookie tournament, Outhouse signed a one-year AHL contract with the Moose.

## SHINING DEBUT

In his rookie season, Outhouse stood out among WHL goaltenders leading the league in both goals-against average (1.82) and save percentage (0.937)... Outhouse set the tone in an authoritative manor by recording a shutout in his first WHL start on Oct. 24/15... Outfaced faced 24 shots in the Royals 3-0 victory over the Spokane Chiefs and went on to collect the first star of the game.

## ROYALS RECORD

During the 2018-19 season, Outhouse broke the Victoria Royals all-time record for games played... With Outhouse playing in his 166th game for the Royals on November 23/18 he moved past the previous leader, Coleman Vollrath, to hold the first ranked spot... Outhouse finished his junior career as the franchise leader for games played at 196... He also ranked seventh on the WHL's all-time wins list with 114 career victories.

## CONSISTENT POST-SEASON

Outhouse went to the post-season with the Royals all four of the seasons he played on the team... During the 2019 playoffs, Outhouse posted a 4-3-3 record with a 3.09 goals-against average and a 0.913 save percentage... In his final two seasons, the Royals reached the second round of the WHL playoffs.

## OTHER PRO / AMATEUR STATS

### Regular Season

Season	Team	Lge	GP	Record	Min	GA	GAA	Svs	Pct	SO	Playoffs			
											GP	Record	GAA	Pct
2015-16	Victoria Royals	WHL	27	18-3-4	1487	45	1.82	666	0.937	4	3	2-1-0	2.51	0.901
2016-17	Victoria Royals	WHL	63	34-24-4	3358	169	2.85	1829	0.915	4	6	2-2-2	2.10	0.923
2017-18	Victoria Royals	WHL	60	35-17-5	3296	169	3.08	1790	0.914	2	11	4-7-0	4.02	0.885
2018-19	Victoria Royals	WHL	46	27-18-2	2671	125	2.81	1310	0.913	0	10	4-3-3	3.09	0.913

## WHL CAREER HIGHS

**Games Played:** 63 (2016-17)

**Minutes Played:** 3358 (2016-17)

**Wins:** 35 (2017-18)

**Saves:** 1829 (2016-17)

**Goals Against Average (+25 GP):** 1.82 (2015-16)

**Save Percentage (+25 GP):** 0.937 (2015-16)

**Shutouts:** 4 ('15-'16, '16-'17)

## CAREER HIGHLIGHTS / TRIVIA

- Left the WHL ranking seventh on the league's all-time wins list (114)
- Finished his WHL career as Victoria's all-time games played leader for goaltenders (196)
- Appeared in the longest playoff game in WHL/CHL history, making 72 saves in 151:36 minutes
- Posted the WHL's best GAA (1.82) and SV% (.937) during the 2015-16 season
- Recorded a shutout in his first WHL start with Victoria, Oct. 24/15 vs. Spokane
- Posted the BCMML's best GAA (2.04) during the 2014-15 season

### BORN

MARCH 13, 1994  
LIKELY, B.C., CAN

HT 6'0" WT 180 C L

### DRAFTED

UNDRAFTED

### ACQUIRED

FREE AGENT, 2019

# EMILE POIRIER



## NEW MOOSE

Poirier recorded a two-point night, in his fourth game with the Moose, Oct. 21/18 in a 6-3 win over the San Antonio Rampage... He went on to record eight points (3G, 5A) in 24 games with Manitoba last season... Poirier has recorded 131 points (49G, 82A) in his 249 career games, split between Manitoba and Stockton... The forward's 2018-19 season was cut short with an injury on March 2/19.

## ROAD WARRIOR

Poirier recorded 31 points (7G, 24A) in 65 games with the Stockton Heat during the 2017-18 season... Out of those 31 points, Poirier tallied 20 points (6G, 14A) on the road... That mark accounts for 65 percent of his total point production and 86 percent of his goals... Coincidentally, Poirier has played all eight of his NHL games with Calgary on the road.

## ALL-STAR SEASON

Poirier played his first full AHL season in 2014-15 with the Adirondack Flames, posting 42 points (19G, 23A) in 55 games, good for 12th among the league's rookies... With an average of 0.76 points per game, Poirier ranked in a tie for eighth among AHL rookies with 25 or more games played... The Heat forward was named to the 2015 AHL All-Star Classic and racked up three points (1G, 2A) at the event... Poirier also earned his first NHL call-up during his first professional campaign, making his NHL debut on Feb. 24 in New York against the Rangers... He tallied his first NHL point, an assist, on March 3 in Philadelphia.





**BORN**  
DECEMBER 14, 1994  
MONTREAL, QUE, CAN

**HT 6'2" WT 196 S L**

**DRAFTED**  
CALGARY  
1ST ROUND  
22ND OVERALL  
2013 NHL ENTRY DRAFT

**ACQUIRED**  
TRYOUT, 2019

## AHL STATS

Season	Team	Lge	Regular Season						Playoffs					
			GP	G	A	Pts	PIM	+/-	GP	G	A	Pts	PIM	
2013-14	Abbotsford Heat	AHL	2	2	2	4	0	4	3	1	0	1	2	
2014-15	Adirondack Flames	AHL	55	19	23	42	50	7	--	--	--	--	--	
2015-16	Stockton Heat	AHL	60	12	17	29	51	-14	--	--	--	--	--	
2016-17	Stockton Heat	AHL	43	6	11	17	64	-7	--	--	--	--	--	
2017-18	Stockton Heat	AHL	65	7	24	31	35	-2	--	--	--	--	--	
2018-19	Manitoba Moose	AHL	24	3	5	8	17	-6	--	--	--	--	--	
AHL Totals			249	49	82	131	217	-18	3	1	0	1	2	

## AHL CAREER HIGHS

**Games Played:** 65 (2017-18)  
**Goals:** 19 (2014-15)  
**Assists:** 24 (2017-18)  
**Points:** 42 (2014-15)

**Penalty Minutes:** 64 (2016-17)  
**Plus/Minus:** +7 (2014-15)  
**Shots:** 140 (2015-16)

## NHL STATS

Season	Team	Lge	Regular Season						Playoffs					
			GP	G	A	Pts	PIM	+/-	GP	G	A	Pts	PIM	
2014-15	Calgary Flames	NHL	6	0	1	1	0	1	--	--	--	--	--	
2015-16	Calgary Flames	NHL	2	0	0	0	2	-1	--	--	--	--	--	
NHL Totals		NHL	8	0	1	1	2	0	0	0	0	0	0	

## OTHER PRO / AMATEUR STATS

Season	Team	Lge	Regular Season						Playoffs					
			GP	G	A	Pts	PIM	+/-	GP	G	A	Pts	PIM	
2011-12	Gatineau Olympiques	QMJHL	67	15	25	40	53	-17	4	1	0	1	8	
2012-13	Gatineau Olympiques	QMJHL	65	32	38	70	101	0	10	6	4	10	14	
2013-14	Gatineau Olympiques	QMJHL	63	43	44	87	129	30	9	7	3	10	26	

## CAREER HIGHLIGHTS / TRIVIA

- Notched his first NHL point, an assist, March 3/15 at Philadelphia
- Made his NHL debut with Calgary, Feb. 24/15 at New York Rangers
- Finished 12th among AHL rookies with 42 points (19G, 23A) in 55 games during the 2014-15 season
- Participated in the 2015 AHL All-Star Classic, posting three points (1G, 2A) in the event
- Scored a goal in his professional debut with Abbotsford (AHL), April 18/14 at San Antonio
- Ranked eighth in the QMJHL in points (87) and seventh in goals (43) in 2013-14
- Led Gatineau (QMJHL) in scoring in both 2012-13 (70pts) and 2013-14 (87pts)

# KRISTIAN REICHEL



## YOUNG PRO

Reichel scored his first AHL goal in his first AHL game... He tipped home a Cameron Schilling slap-pass in the first period against Iowa on Oct. 7/18... Reichel went on to record 10 points (2G, 8A) in 55 games during his rookie campaign... After re-signing with the Moose in the off-season, Reichel appeared in two pre-season games with the Winnipeg Jets in 2019.

## DIVISION RIVALS

Reichel enjoyed the most productive stretch of his rookie season in a four-games from Jan. 16-25/19... Reichel tallied three points (1G, 2A) as the Moose posted a 2-0-2-0 record against a run of Central Division opponents... Of Reichel's 10 points (2G, 7A) on the campaign, eight (2G, 6A) came from divisional matchups.

## PRODUCT OF LITVINOV

Prior to the 2017-18 season when he came to North America, Reichel played all but three games of his club hockey for a Litvanov-based team since he was 14 and starting out with Litvinov HC's U16 program... Reichel appeared in 56 games for his hometown team in the top Czech league from 2015-17, tallying 12 points (5G, 7A)... On the international stage, Reichel has represented the Czech Republic at the IIHF World U18 Championship, Ivan Hlinka Memorial tournament and two IIHF World Junior Championship tournaments.

## FAMILY BUSINESS

Kristian is the son of former NHL player Robert Reichel, whose career spanned 630 NHL games and 504 Czech league games... During his time in the NHL, Robert racked up 630 points (252G, 378A) with the Calgary, New York Islanders, Arizona and Toronto... Kristian's uncle Martin played 654 DEL games, totaling 348 points (121G, 227A).





**BORN**  
JUNE 11, 1998  
LITVINOV, CZECH REP.

**HT 6'2" WT 188 S R**

**DRAFTED**  
UNDRAFTED

**ACQUIRED**  
FREE AGENT, 2018  
RE-SIGNED, 2019

## AHL STATS

Season	Team	Lge	Regular Season						+/-	Playoffs				
			GP	G	A	Pts	PIM	GP		G	A	Pts	PIM	
2018-19	Manitoba Moose	AHL	55	2	8	10	14	-3	--	--	--	--	--	
AHL Totals			55	2	8	10	14	-3	--	--	--	--	--	

## OTHER PRO / AMATEUR STATS

Season	Team	Lge	Regular Season						+/-	Playoffs				
			GP	G	A	Pts	PIM	GP		G	A	Pts	PIM	
2014-15	Litvinov HC	Czech U20	4	1	0	1	0	-1	-	-	-	-	-	-
2015-16	Litvinov HC	Czech	15	3	1	4	4	-3	-	-	-	-	-	-
2015-16	Litvinov HC	Czech U20	28	17	7	24	16	-3	-	-	-	-	-	-
2016-17	Litvinov HC	Czech	41	2	6	8	8	-11	5	0	0	0	0	0
2016-17	Most HC	Czech2	3	2	1	3	0	0	-	-	-	-	-	-
2017-18	Red Deer Rebels	WHL	63	34	23	57	32	-1	5	3	2	5	5	2

## CAREER HIGHLIGHTS / TRIVIA

- Appeared in two NHL preseason games with Winnipeg in 2019
- Scored a goal in his AHL debut with Manitoba, Oct. 7/18 at Iowa
- Finished third on Red Deer (WHL) in points (57), and second in goals (34) in 2017-18
- Named an alternate captain for the Czech Republic at the 2018 World Junior Championship, recording four points (3G, 1A) in seven games
- Represented the Czech Republic at the 2017 IIHF World Junior Championship
- Participated in the 2016 World Junior-A Challenge with the Czech Republic, earning tournament all-star honours with five points (2G, 3A) in five games
- Made his professional debut in 2015-16 with Litvinov HC, posting four points (3G, 1A) in 15 games
- Represented the Czech Republic at the Ivan Hlinka Memorial tournament and IIHF World U18 Championship during the 2015-16 season
- Won a silver medal with the Czech Republic at the 2015 European Youth Winter Festival
- Son of former NHL player Robert Reichel, who totaled 630 points (252G, 278A) in 830 games



# CAMERON SCHILLING



## TAKING FLIGHT

Schilling appeared in four games with the Winnipeg Jets in 2018-19... It was his first NHL action since the 2014-15 season... On Nov. 29/18, against the Chicago Blackhawks, the native of Carmel, Ind. recorded his first NHL point with an assist on Nikolay Ehlers' second-period goal.

## WORKING IN THE O-ZONE

Defenceman Cameron Schilling notched his 150th AHL point on March 13/19 against Texas by tallying an assist on Marko Dano's second period goal... Schilling added a goal on that night which was his 475th AHL game... Schilling was tops amongst Moose defencemen for shots on net in 2018-19 with 159... That number was also the second-highest on the team among all skaters behind Logan Shaw (167)... Schilling's career-high for shots was recorded in 2017-18 with 168.

## REACHING THE SHOW

Less than a year after signing with the Washington Capitals out of Miami University (Ohio), Schilling made his NHL debut with the Caps on Mar. 12, 2013 against the Carolina Hurricanes... He played in six games with Washington during three seasons before signing with the Chicago Blackhawks on July 2/15.

## QUARTET OF ORGANIZATIONS

Aside from Washington and Chicago, Schilling also spent time in the Los Angeles Kings organization with the Ontario Reign...The Blackhawks traded him to the Kings on Jan. 22, 2017 in exchange for Michael Latta, who is a cousin of current teammate Logan Stanley... Schilling signed with the Winnipeg Jets on July 1/17 to join his fourth NHL organization.





BORN

OCTOBER 7, 1988  
CARMEL, IND, USA

HT 6'2" WT 199 S L

DRAFTED  
UNDRAFTED

ACQUIRED

FREE AGENT, 2017  
RE-SIGNED, 2019

## AHL STATS

Season	Team	Lge	Regular Season						Playoffs					
			GP	G	A	Pts	PIM	+/-	GP	G	A	Pts	PIM	
2011-12	Hershey Bears	AHL	7	0	0	0	14	-3	4	2	0	2	4	
2012-13	Hershey Bears	AHL	70	7	9	16	61	5	5	0	1	1	4	
2013-14	Hershey Bears	AHL	70	3	13	16	89	14	--	--	--	--	--	
2014-15	Hershey Bears	AHL	63	3	15	18	63	14	10	3	5	8	2	
2015-16	Rockford IceHogs	AHL	73	5	17	22	38	10	3	0	1	1	0	
2016-17	Rockford IceHogs	AHL	40	7	10	17	18	-3	--	--	--	--	--	
2016-17	Ontario Reign	AHL	32	1	8	9	31	1	5	0	2	2	0	
2017-18	Manitoba Moose	AHL	71	6	26	32	27	25	9	2	2	4	4	
2018-19	Manitoba Moose	AHL	64	6	23	29	30	2	--	--	--	--	--	
AHL Totals			490	38	121	159	371	65	36	7	11	18	14	

## AHL CAREER HIGHS

Games Played: 73 (2015-16)

Goals: 7 (12-13, 16-17)

Assists: 26 (2017-18)

Points: 32 (2017-18)

Penalty Minutes: 89 (2013-14)

Plus/Minus: +25 (2017-18)

Shots: 168 (2017-18)

## NHL STATS

Season	Team	Lge	Regular Season						Playoffs					
			GP	G	A	Pts	PIM	+/-	GP	G	A	Pts	PIM	
2012-13	Washington Capitals	NHL	1	0	0	0	0	-1	--	--	--	--	--	
2013-14	Washington Capitals	NHL	1	0	0	0	0	-2	--	--	--	--	--	
2014-15	Washington Capitals	NHL	4	0	0	0	4	1	--	--	--	--	--	
2018-19	Winnipeg Jets	NHL	4	0	1	1	0	0	--	--	--	--	--	
NHL Totals			10	0	1	1	4	-2	0	0	0	0	0	

## OTHER PRO / AMATEUR STATS

Season	Team	Lge	Regular Season						Playoffs					
			GP	G	A	Pts	PIM	+/−	GP	G	A	Pts	PIM	
2007-08	Indiana Ice	USHL	55	2	8	10	91	4	4	0	0	0	2	
2008-09	Miami University (Ohio)	CCHA	25	0	7	7	43	6	—	—	—	—	—	
2009-10	Miami University (Ohio)	CCHA	42	4	15	19	58	20	—	—	—	—	—	
2010-11	Miami University (Ohio)	CCHA	38	3	14	17	34	19	—	—	—	—	—	
2011-12	Miami University (Ohio)	CCHA	39	1	13	14	20	13	—	—	—	—	—	

## CAREER HIGHLIGHTS / TRIVIA

- Recorded his first NHL point with Winnipeg, Nov. 29/18 vs. Chicago
- Participated in the 2018 AHL All-Star Classic
- Posted a single-game career-high plus-five rating with Manitoba, Nov. 30/17 vs. Cleveland
- Made his NHL debut with Washington on March 12/13 vs. Carolina
- Tallied an assist in his 350th AHL game April 1/17 at Bakersfield
- Scored his first AHL goal with Hershey on Oct. 19/12 at Binghamton
- CCHA (NCAA) Champion (2010-11) and CCHA Regular Season Champion (2009-10) with Miami University (Ohio)
- Has appeared in 70 or more games in five of six full AHL seasons
- Traded from Chicago to Los Angeles for forward Michael Latta (cousin of teammate Logan Stanley) in 2016-17

# HAYDEN SHAW



## WHAT'S NEXT?

Upon completing his college career Shaw made his professional debut with the ECHL's Jacksonville Icemen... Shaw played his first game with Jacksonville on March 20/19 in Norfolk... He tallied one assist in nine regular season games for the Icemen and added a helper in six playoff games... Shaw signed an AHL contract with Manitoba in the off-season.

## CHAMPIONSHIP SEASON

Hayden Shaw spent his collegiate career with the University of North Dakota... The Fighting Hawks won the 2016 NCAA National Championship in Shaw's freshman campaign... Shaw recorded six points (2G, 4A) in 32 games during the 2015-16 campaign... He went on to total 37 points (10G, 27A) in 137 career games at UND.

## USHL STANDOUT

In the 2014-15 season, Shaw appeared in 32 games for the Waterloo Black Hawks and 14 games for the Dubuque Fighting Saints where he collected a career-high 36 assists and 42 points... In the 2014-15 playoffs Shaw suited up for eight games with Dubuque where he collected 12 points (3G, 9A)... Shaw was named to the 2015 USHL First All-Star Team... The Minnesota native also appeared in four games for Team USA in the 2014-15 World Junior-A Challenge.

## AN IMPRESSIVE START

In Hayden Shaw's junior debut for the Waterloo Black Hawks, the defenceman posted an impressive 29 points by scoring eight goals and adding 21 assists... Shaw was named to the 2014 USHL All-Rookie team.

## OTHER PRO / AMATEUR STATS

Season	Team	Lge	Regular Season						Playoffs					
			GP	G	A	Pts	PIM	+/-	GP	G	A	Pts	PIM	
2013-14	Waterloo Black Hawks	USHL	53	8	21	29	51	8	12	2	3	5	2	
2014-15	Waterloo Black Hawks	USHL	32	2	27	29	49	13	-	-	-	-	-	
2014-15	Dubuque Fighting Saints	USHL	14	4	9	13	8	7	8	3	9	12	2	
2015-16	University of North Dakota	NCHC	32	2	4	6	10	14	-	-	-	-	-	
2016-17	University of North Dakota	NCHC	28	2	6	8	24	1	-	-	-	-	-	
2017-18	University of North Dakota	NCHC	40	3	10	13	42	7	-	-	-	-	-	
2018-19	University of North Dakota	NCHC	37	3	7	10	20	11	-	-	-	-	-	
2018-19	Jacksonville Icemen	ECHL	9	0	1	1	2	-1	6	0	1	1	0	

## NCAA CAREER HIGHS

**Games Played:** 40 (2017-18)

**Goals:** 3 (17'18, '18'19)

**Assists:** 10 (2017-18)

**Points:** 13 (2017-18)

**Penalty Minutes:** 42 (2017-19)

**Plus/Minus:** +14 (2015-16)

## CAREER HIGHLIGHTS / TRIVIA

- Notched his first professional assist with Jacksonville (ECHL), April 7/19 at Orlando
- Made his professional debut with Jacksonville, March 20/19 at Norfolk
- Captured the 2016 NCAA National Championship with the University of North Dakota
- Represented Team USA at the 2015 World Junior-A Challenge
- Named to the 2015 USHL First All-Star Team
- Named to the 2014 USHL All-Rookie Team



### BORN

JUNE 5, 1996  
WOODBURY, MINN, USA

HT 5'10" WT 190 S L

### DRAFTED

UNDRAFTED

### ACQUIRED

FREE AGENT, 2019



# LOGAN SHAW



## AN IMPRESSIVE DEBUT

Shaw was signed by the Winnipeg Jets and assigned to the Manitoba Moose on Nov. 11/18 and made an immediate impact on the AHL club... In his first 10 games as a member of the Moose, Shaw scored nine goals and added four assists... In those 10 appearances, Shaw also recorded his first and second AHL hat tricks... The first hat trick came against the San Diego Gulls, who Shaw played seven games for ahead of joining the Moose

## NEW HEIGHTS

Shaw's breakout season saw him set new career highs in goals (29), assists (22), and overall points (51)... His previous bests for a single season were all set in 2014-15 as a member of the San Antonio Rampage when he put up 25 points (13G, 12A)... His 29 goals were tied for 14th in the AHL, and the 27 he scored with the Moose were the most by a Manitoba skater since 2013-13 (John Albert, 28 goals).

## IN THE NHL

Originally drafted by the Florida Panthers in the third round of the 2011 NHL Entry Draft, Shaw has appeared in 180 games in the NHL with three teams, suiting up for Florida, Anaheim and Montreal... He has played 180 games, while recording 31 points (12G, 19A)... His most productive campaign came during the 2016-17 season when he posted 10 points (3G, 7A) in 55 games with Anaheim, and appeared in nine playoff games.

## HIGH PICK

Shaw was selected 12th overall in the 2008 QMJHL Entry Draft by his hometown Cape Breton Screaming Eagles... He went on to play four seasons with Cape Breton, posting 104 points (54G, 50A) in 222 games... Shaw's most success offensively came after he was traded to the Quebec Remparts, racking up 83 points (32G, 51A) in just 89 outings.







**BORN**  
OCTOBER 5, 1992  
GLACE BAY, N.S., CAN

**HT 6'3" WT 214 S R**

**DRAFTED**  
FLORIDA  
3RD ROUND  
76TH OVERALL  
2011 NHL ENTRY DRAFT

**ACQUIRED**  
FREE AGENT, 2018  
RE-SIGNED, 2019

## AHL STATS

Season	Team	Lge	Regular Season						Playoffs					
			GP	G	A	Pts	PIM	+/-	GP	G	A	Pts	PIM	
2013-14	San Antonio Rampage	AHL	46	1	7	8	24	-9	--	--	--	--	--	
2014-15	San Antonio Rampage	AHL	69	13	12	25	25	3	2	0	0	0	0	
2015-16	Portland Pirates	AHL	19	11	3	14	4	0	3	0	0	0	0	
2016-17	Springfield Thunderbirds	AHL	13	4	2	6	2	-1	--	--	--	--	--	
2016-17	San Diego Gulls	AHL	2	0	0	0	0	0	--	--	--	--	--	
2018-19	San Diego Gulls	AHL	7	2	3	5	6	0	--	--	--	--	--	
2018-19	Manitoba Moose	AHL	63	27	19	46	38	-25	--	--	--	--	--	
AHL Totals			219	58	46	104	99	-32	5	0	0	0	0	

## AHL CAREER HIGHS

**Games Played:** 69 (2014-15)  
**Goals:** 27 (2018-19)  
**Assists:** 19 (2018-19)  
**Points:** 46 (2018-19)

**Penalty Minutes:** 38 (2018-19)  
**Plus/Minus:** +3 (2014-15)  
**Shots:** 152 (2018-19)

## NHL STATS

Season	Team	Lge	Regular Season						Playoffs					
			GP	G	A	Pts	PIM	+/-	GP	G	A	Pts	PIM	
2015-16	Florida Panthers	NHL	53	5	2	7	13	-7	3	0	0	0	0	
2016-17	Anaheim Ducks	NHL	55	3	7	10	10	3	9	0	0	0	4	
2017-18	Anaheim Ducks	NHL	42	2	6	8	4	-1	--	--	--	--	--	
2017-18	Montreal Canadiens	NHL	30	2	4	6	8	-5	--	--	--	--	--	
NHL Totals			180	12	19	31	35	-10	12	0	0	0	4	

## OTHER PRO / AMATEUR STATS

Season	Team	Lge	Regular Season						Playoffs					
			GP	G	A	Pts	PIM	+/-	GP	G	A	Pts	PIM	
2008-09	Cape Breton Screaming Eagles	QMJHL	49	5	3	8	22	-5	8	0	0	0	0	
2009-10	Cape Breton Screaming Eagles	QMJHL	67	9	15	24	31	11	5	0	0	0	4	
2010-11	Cape Breton Screaming Eagles	QMJHL	68	26	20	46	37	-18	4	0	1	1	4	
2011-12	Cape Breton Screaming Eagles	QMJHL	37	14	12	26	27	-18	--	--	--	--	--	
2011-12	Quebec Remparts	QMJHL	23	6	9	15	19	-5	11	6	5	11	12	
2012-13	Quebec Remparts	QMJHL	67	26	42	68	37	30	11	3	5	8	8	
2013-14	Cincinnati Cyclones	ECHL	20	8	10	18	8	5	24	5	1	6	4	

## CAREER HIGHLIGHTS / TRIVIA

- Finished 14th in the AHL with 29 goals during the 2018-19 season
- Led Manitoba (AHL) with 13 power play goals in 2018-19
- Participated in the 2019 AHL All-Star Classic
- Tallied his first professional hat trick with Manitoba, Nov. 28/18 at San Diego
- Recorded three multi-point games with Montreal during the 2017-18 season
- Scored his first NHL goal with Florida, Dec. 8/15 vs. Ottawa
- Made his NHL debut with Florida, Oct. 30/15 vs. Boston

# MICHAEL SPACEK



## CAREER HIGHS

In his second season with the Moose, Spacek set new career highs in assists (31) and points (41)... The native of Pardubice, Cze. finished second on the team with 31 assists and third on the club in overall points... Spacek tallied seven multi-point games last season.

## PRODUCTIVE

Since joining the team full-time in 2018-19 Spacek has suited up for more games for the Moose than any other player... In 148 appearances over two seasons, he's notched 80 points (27G, 53A) trailing only Mason Appleton's 98 points (37G, 61A) in that time frame... Spacek tied with Nelson Nogier for the most games played for the Moose last season with 74.

## ONCE A REBEL

Prior to turning pro, Spacek played two seasons in the WHL for the Red Deer Rebels... He average more than a point per game during his time in Red Deer with 139 points (48G, 91A) in 120 games, including 85 points (30G, 55A) in 59 games during his second season... He was seventh in the WHL that season with 1.44 points per game... He also participated in the 2016 Memorial Cup with the host Rebels, netting two assists in four games.

## HOMEGROWN

Spacek has played numerous times internationally for his native Czech Republic, including in three consecutive World Junior Championships from 2015-2017... He had nine points (3G, 6A) in 15 games during those three tournaments and was selected a top three player on his team in 2016 and 2017... He also played in two U18 World Championships, winning a silver medal in 2014 after netting seven points (2G, 5A) in seven games.



**BORN**  
APRIL 9, 1997  
PARDUBICE, CZECH REP.

**HT 5'11" WT 183 S R**

**DRAFTED**  
WINNIPEG  
4TH ROUND  
108TH OVERALL  
2015 NHL ENTRY DRAFT

**ACQUIRED**  
DRAFTED

## AHL STATS

Season	Team	Lge	Regular Season						Playoffs					
			GP	G	A	Pts	PIM	+/-	GP	G	A	Pts	PIM	
2016-17	Manitoba Moose	AHL	4	0	1	1	8	-1	--	--	--	--	--	
2017-18	Manitoba Moose	AHL	70	17	21	38	24	-6	6	1	2	3	20	
2018-19	Manitoba Moose	AHL	74	10	31	41	32	-7	--	--	--	--	--	
AHL Totals			148	27	53	80	64	-14	6	1	2	3	20	

## AHL CAREER HIGHS

**Games Played:** 74 (2018-19)

**Goals:** 17 (2017-18)

**Assists:** 31 (2018-19)

**Points:** 41 (2018-19)

**Penalty Minutes:** 32 (2018-19)

**Plus/Minus:** -1 (2016-17)

**Shots:** 111 (2017-18)

## OTHER PRO / AMATEUR STATS

Season	Team	Lge	Regular Season						Playoffs					
			GP	G	A	Pts	PIM	+	GP	G	A	Pts	PIM	
2013-14	Pardubice HC U20	Czech U20	31	15	13	28	56	3	-	-	-	-	-	
2013-14	Pardubice HC	Czech	4	0	0	0	0	0	-	-	-	-	-	
2014-15	Pardubice HC U20	Czech U20	5	2	5	7	38	0	-	-	-	-	-	
2014-15	Pardubice HC	Czech	40	5	7	12	12	-11	4	0	0	0	0	
2015-16	Red Deer Rebels	WHL	61	18	36	54	18	5	17	3	10	13	2	
2016-17	Red Deer Rebels	WHL	59	30	55	85	34	3	7	4	8	12	6	

## CAREER HIGHLIGHTS / TRIVIA

- Finished third on Manitoba (AHL) with 41 points (10G, 31A) in 2018-19
- Finished second on Manitoba with 31 assists in 2018-19
- Set a franchise record for power play goals scored by a rookie with 10 in 2017-18 (tied with Sami Niku)
- Scored his first AHL goal, Nov. 19/17 vs. Laval
- Tallied his first AHL point, an assist, in his AHL debut, April 7, 2017
- Claimed a silver medal at the IIHF World U18 Championship with the Czech Republic in 2014
- Named to the Czech World Junior roster three years in a row ('15, '16, '17)
- Led the HC Pardubice U18 team in scoring (28G, 22A) in 39 games (2012-13)



# LOGAN STANLEY



## ROOKIE IMPACT

Stanley was named the 2018-19 Manitoba Moose Rookie of the Year... Appearing in all but three games during the season, Stanley led all Manitoba rookies with 22 points (6G, 16A)... That mark also placed him 16th among the league's first-year defenders... The Waterloo, Ont. native was third among the league's rookie defencemen with 150 shots on goal, and tied for the club lead for goals by a defenceman.

## HELPING OUT

From March 1 to March 23/19, Stanley recorded eight assists in 10 games... He recorded two-assist games in matchups with Belleville (March 1) and Texas (March 13)... Those games represented his first and second career multi-point games... The eight helpers in the month were the most by any Moose player in March.

## MEMORIAL CUP CHAMPION

As a member of the host Windsor Spitfires, Stanley was a part of the 2017 Memorial Cup Champions... He had two points (1G, 1A) in four games to help the Spitfires capture the title after they were bounced in seven games in the first round of the OHL playoffs.

## CANADIAN CONTENT

During his junior career, Stanley suited up for Canada on two occasions... He was a member of Canada Red at the 2015 U17 World Hockey Challenge and donned the Maple Leaf at the 2016 U18 World Championship in Grand Forks, North Dakota.





**BORN**  
MAY 26, 1998  
WATERLOO, ONT, CAN

**HT 6'7" WT 242 S L**

**DRAFTED**  
WINNIPEG  
1ST ROUND  
18TH OVERALL  
2016 NHL ENTRY DRAFT

**ACQUIRED**  
DRAFTED

## AHL STATS

Season	Team	Lge	Regular Season						Playoffs					
			GP	G	A	Pts	PIM	+/-	GP	G	A	Pts	PIM	
2018-19	Manitoba Moose	AHL	73	6	16	22	70	-9	-	-	-	-	-	
AHL Totals			73	6	16	22	70	-9	-	-	-	-	-	

## OTHER PRO / AMATEUR STATS

		Regular Season						Playoffs					
Season	Team	Lge	GP	G	A	Pts	PIM	+/-	GP	G	A	Pts	PIM
2014-15	Windsor Spitfires	OHL	59	0	4	4	60	-25	-	-	-	-	-
2015-16	Windsor Spitfires	OHL	64	5	12	17	103	7	5	1	0	1	16
2016-17	Windsor Spitfires	OHL	35	4	13	17	62	2	-	-	-	-	-
2017-18	Kitchener Rangers	OHL	61	15	27	42	111	6	19	4	12	16	20

## CAREER HIGHLIGHTS / TRIVIA

- Named the 2018-19 Manitoba Moose Rookie of the Year
- Co-led the Moose defence with six goals in 2018-19
- Named the Kitchener Rangers' 2017-18 Best Offensive Defenceman and 2018 Co-Playoff MVP
- Participated in Canada's selection camp for the 2018 IIHF World Junior Championship
- Won the 2017 Memorial Cup with Windsor (OHL), scoring two points (1G, 1A) in four games
- Was selected to play in the 2016 CHL Top Prospects Game
- Won OHL Gold Cup bronze medal in 2013-14 with Team Alliance
- Won AHMMPL Championship in 2013-14
- Was drafted in the first round, 12th overall by the Windsor Spitfires in the 2014 OHL Priority Selection Draft
- The Winnipeg Jets traded up from the 22nd overall to 18th overall to select Stanley in the 2016 NHL Entry Draft

# PETER STOYKEWYCH



## CAPTAINCY

Peter Stoykewych was named the eighth captain in franchise history on Oct. 11/18... The Winnipegger is the second local product, after Mike Keane, to be named the club's captain... In his first season serving as the team's captain, Peter Stoykewych was an integral part of the team on and off the ice... In addition to posting 16 points (5G, 11A) in 60 games, he was named Julian Klymkiw Community Service Award winner by the club for his work off the ice.

## CLIMBING HIGHER

Peter Stoykewych played his 250th AHL game April 3/19 against the Bakersfield Condors... Stoykewych has played all of his games within the organization, making him the 10th defender to reach the mark with the Moose/IceCaps... Just five defencemen have played 300 games with the franchise in the club's history... Through 255 career games, Stoykewych has 71 points (19G, 52A).

## HOMEGROWN

Hailing from Winnipeg, Stoykewych holds the distinction of being a homegrown talent on the Moose blueline... Stoykewych played his minor hockey locally with the Winnipeg Monarchs (Bantam AAA) and Winnipeg Wild (Midget AAA), before suiting up with the Winnipeg South Blues (MJHL), posting 47 points (10G, 37A) in 109 games with the local Junior-A outfit.

## THRASHER PICK

Stoykewych is one of two players, along with Bryan Little, remaining in the Winnipeg Jets organization who were drafted by the Atlanta Thrashers... Stoykewych actually represents the club's last pick as the Thrashers, selected in the seventh round, 199th overall, of the 2010 NHL Entry Draft.





**BORN**  
JULY 14, 1992  
WINNIPEG, MAN, CAN

HT 6'3" WT 200 S L

**DRAFTED**  
ATLANTA  
7TH ROUND  
199TH OVERALL  
2010 NHL ENTRY DRAFT

**ACQUIRED**  
DRAFTED  
RE-SIGNED, 2018

## AHL STATS

Season	Team	Lge	Regular Season						Playoffs					
			GP	G	A	Pts	PIM	+/–	GP	G	A	Pts	PIM	
2014-15	St. John's IceCaps	AHL	6	0	1	1	11	-1	--	--	--	--	--	
2015-16	Manitoba Moose	AHL	47	0	7	7	38	-6	--	--	--	--	--	
2016-17	Manitoba Moose	AHL	72	5	15	20	47	6	--	--	--	--	--	
2017-18	Manitoba Moose	AHL	70	9	18	27	44	28	7	0	1	1	16	
2018-19	Manitoba Moose	AHL	60	5	11	16	39	-7	--	--	--	--	--	
AHL Totals			255	19	52	71	179	20	7	0	1	1	16	

## AHL CAREER HIGHS

**Games Played:** 72 (2016-17)

**Goals:** 9 (2017-18)

**Assists:** 18 (2017-18)

**Points:** 27 (2017-18)

**Penalty Minutes:** 47 (2016-17)

**Plus/Minus:** +28 (2017-18)

**Shots:** 128 (2016-17)

## OTHER PRO / AMATEUR STATS

Season	Team	Lge	Regular Season					Playoffs					
			GP	G	A	Pts	PIM	+/–	GP	G	A	Pts	PIM
2008-09	Winnipeg South Blues	MJHL	53	4	12	16	33	–	–	–	–	–	–
2009-10	Winnipeg South Blues	MJHL	56	6	25	31	63	–	4	1	1	2	2
2010-11	Des Moines Buccaneers	USHL	58	5	10	15	77	-4	–	–	–	–	–
2011-12	Colorado College	WCHA	26	0	3	3	14	–	–	–	–	–	–
2012-13	Colorado College	WCHA	42	2	9	11	20	–	–	–	–	–	–
2013-14	Colorado College	NCHC	37	1	8	9	46	–	–	–	–	–	–
2014-15	Colorado College	NCHC	34	3	8	11	42	-17	–	–	–	–	–

## CAREER HIGHLIGHTS / TRIVIA

- Named the 2019 Julian Klymkiw Community Service Award winner by Manitoba (AHL)
- Played his 250th AHL game with Manitoba, April 3/19 vs. Bakersfield
- Recorded second-highest single-season plus/minus (+28) in Moose franchise history in 2017-18
- Scored his first AHL goal Nov. 3/16 with Manitoba vs. Cleveland
- Made AHL debut with St. John's on March 25/15 at Portland
- Named to the NCAA (WCHA) All-Academic and All-Tournament Teams in 2012-13 while playing with Colorado College
- Named Alternate Captain, with Colorado College in 2013-14, and then Captain in 2014-15
- MJHL All-Rookie Team in 2008-09
- Was the final draft pick of the Atlanta Thrashers before the team re-located to Winnipeg
- Brother, Paul, played NCAA hockey at the University of Western Michigan
- Drafted third overall in the USHL Entry Draft in 2010 by the Des Moines Buccaneers

# C.J. SUESS



## ROOKIE IMPACT

C.J. Suess started off his rookie season in 2018-19 with five goals in the first six games... From Oct. 13 -21/18, Suess put together a three-game goal streak, totaling five points during the stretch (4G, 1A)... He went on to post eight goals in 26 games during a season reduced due to injury... In those 26 games, Suess recorded a 21.1 shooting percentage... In 32 career AHL games, his percentage sits at 20.9 per cent.

## MOOSE DEBUT

Following his season with Minnesota State, Suess appeared in six regular season games with the Moose, tallying two points (1G, 1A), and three playoff games, tallying one assist... He scored his first pro goal March 31/18 at Bell MTS Place against the Toronto Marlies.

## DOMINANT JUNIOR

Suess played two seasons in the USHL for the Sioux Falls Stampede from 2012-14... In 116 games, he had 111 points (54G, 57A)... He left Sioux Falls tied for fourth in franchise history in career points and fourth in career goals... Suess participated in the 2014 USHL All-Star Game.

## WJAC GOLD

While playing in the USHL in 2013-14, Suess was selected to play for Team USA at the World Junior A Challenge... He was an alternate captain and helped the USA win gold after tallying three points (2G, 1A) in four games... He was teammates on that team with fellow Jets forward Kyle Connor.





**BORN**  
MARCH 17, 1994  
FOREST LAKE, MINN, USA

**HT 6'0" WT 199 S L**

**DRAFTED**  
WINNIPEG  
5TH ROUND  
129TH OVERALL  
2014 NHL ENTRY DRAFT

**ACQUIRED**  
DRAFTED

## AHL STATS

Season	Team	Lge	Regular Season						Playoffs					
			GP	G	A	Pts	PIM	+/-	GP	G	A	Pts	PIM	
2017-18	Manitoba Moose	AHL	6	1	1	2	2	2	3	0	1	1	0	
2018-19	Manitoba Moose	AHL	26	8	4	12	6	-3	--	--	--	--	--	
AHL Totals			32	9	5	14	8	-1	3	0	1	1	0	

## AHL CAREER HIGHS

**Games Played:** 26 (2018-19)

**Goals:** 8 (2018-19)

**Assists:** 4 (2018-19)

**Points:** 12 (2018-19)

**Penalty Minutes:** 6 (2018-19)

**Plus/Minus:** +2 (2017-18)

**Shots:** 38 (2018-19)

## OTHER PRO / AMATEUR STATS

		Regular Season							Playoffs					
Season	Team	Lge	GP	G	A	Pts	PIM	+/-	GP	G	A	Pts	PIM	
2012-13	Sioux Falls Stampede	USHL	62	32	28	60	60	30	10	1	3	4	7	
2013-14	Sioux Falls Stampede	USHL	53	22	29	51	43	19	3	2	1	3	4	
2014-15	Minnesota State U - Mankato	WCHA	37	9	19	28	21	17	-	-	-	-	-	
2015-16	Minnesota State U - Mankato	WCHA	41	14	11	25	43	7	-	-	-	-	-	
2016-17	Minnesota State U - Mankato	WCHA	39	12	19	31	38	3	-	-	-	-	-	
2017-18	Minnesota State U - Mankato	WCHA	40	22	21	43	53	18	-	-	-	-	-	

## CAREER HIGHLIGHTS / TRIVIA

- Started the 2018-19 season by scoring five goals in his first six games
- Scored his first professional goal with Manitoba (AHL), March 31/18 vs. Toronto
- Made his professional debut with Manitoba (AHL), March 28/18 vs. Rockford
- Finalist for the Hobey Baker Award (NCAA Top Collegiate Player) in 2017-18
- Named the 2018 WCHA Player of the Year, selected for the WCHA First All-Star Team and named to the NCAA West First All-American Team
- Named to the 2017 WCHA Second All-Star Team
- WCHA Champion in 2014-15 with Minnesota State Univ. (Mankato)
- Was named to the 2014-15 NCAA (WCHA) All-Rookie Team with 28 points (9G, 19A) in 28 games.
- Was selected for the 2013-14 USHL All-Star Game after scoring 51 points (22G, 29A) in 51 games.
- Won a gold medal at the 2013 World Junior A Challenge Gold Medal with Team USA as an alternate captain.
- Was drafted in the fifth round, 61st overall, in the USHL Entry Draft by Sioux Falls

# KRISTIAN VESALAINEN



## NHL DEBUT

Vesalainen played his first NHL game on Oct. 4/18 in St. Louis against the Blues and ended up registering his first NHL point with an assist on Brandon Tanev's goal at the 11:05 mark of the 3rd period in the Jets 5-1 win... The Finnish forward became the eighth player selected in the first round by the Jets since relocation to play in the NHL.

## WINNING THE 'SHIP

Vesalainen was loaned from HPK to Karpas during the 2017-2018 season, which gave him the opportunity to participate in the Finnish Liiga post-season... Winnipeg's first round pick (24th overall) in the 2017 NHL Draft - played all 18 playoff games for Karpas, recording eight points (4G, 4A) to help them win the championship.

## WEARING THE SUOMI SWEATER

Vesalainen was born in Helsinki, Finland and he has represented his birth country in multiple international tournaments, including Under-17, Under-18, and World Junior Championships... Vesalainen put up six points (2G, 4A) to co-lead the Finns at the 2018 IIHF World Junior Championship in Buffalo, New York... Despite his impressive play, Finland lost out to the Czech Republic in the quarterfinals.

## EARNING THE SPOTLIGHT

Vesalainen chose a great time to play an incredible tournament when he stole the show at the 2017 IIHF World Under-18 Championship in Slovakia... That tournament took place just two months before the 2017 NHL Draft and an MVP and tournament All-Star performance helped Vesalainen become a first round pick (24th overall) by the Jets... He led the tournament in goals (6) and points (13) as Finland took home the silver medal.





**BORN**  
JUNE 1, 1999  
HELSINKI, FINLAND

**HT 6'4" WT 228 C L**

**DRAFTED**  
WINNIPEG  
1ST ROUND  
24TH OVERALL  
2017 NHL ENTRY DRAFT

**ACQUIRED**  
DRAFTED

## AHL STATS

Season	Team	Lge	Regular Season						Playoffs					
			GP	G	A	Pts	PIM	+/-	GP	G	A	Pts	PIM	
2018-19	Manitoba Moose	AHL	22	4	9	13	10	-1	--	--	--	--	--	
AHL Totals			186	18	61	79	243	-15	4	0	0	0	8	

## AHL CAREER HIGHS

**Games Played:** 22 (2018-19)  
**Goals:** 4 (2018-19)  
**Assists:** 9 (2018-19)  
**Points:** 13 (2018-19)

**Penalty Minutes:** 10 (2018-19)  
**Plus/Minus:** -1 (2018-19)  
**Shots:** 31 (2018-19)

## NHL STATS

Season	Team	Lge	Regular Season						Playoffs				
			GP	G	A	Pts	PIM	+/-	GP	G	A	Pts	PIM
2018-19	Winnipeg Jets	NHL	5	0	1	1	0	0	-	-	-	-	-
NHL Totals			132	2	17	19	90	-10	14	0	0	0	6

## OTHER PRO / AMATEUR STATS

Season	Team	Lge	Regular Season						Playoffs					
			GP	G	A	Pts	PIM	+/-	GP	G	A	Pts	PIM	
2015-16	Frolunda HC	SweHL	19	1	1	2	0	3	5	0	0	0	2	
2016-17	Frolunda HC	SweHL	26	1	5	6	2	-1	1	0	0	0	0	
2016-17	HPK Hameenlinna	SM-liiga	9	1	0	1	0	-1	-	-	-	-	-	
2017-18	HPK Hameenlinna	SM-liiga	44	19	20	39	6	0	-	-	-	-	-	
2017-18	Karpat	SM-liiga	5	3	1	4	0	1	18	4	4	8	14	
2018-19	Jokerit Helsinki	KHL	31	6	11	17	0	3	6	1	0	1	2	

## CAREER HIGHLIGHTS / TRIVIA

- Scored his first two AHL goals with Manitoba, Nov. 10/18 vs. Grand Rapids
- Tallied an assist in his NHL debut with Winnipeg, Oct. 4/18 at St. Louis
- Won 2018 SM-liiga Championship with Karpat, with eight points (4G, 4A) in 18 playoff games
- Led the SM-liiga in power play goals with 14 in 2017-18
- Participated in the 2017 and 2018 IIHF World Junior Championship with Finland
- Won a silver medal with Finland at the IIHF World U18 Championship, named tournament MVP, Best Forward, All-Star Team, while leading the tournament in goals (6) and points (13)
- Won 2017 Champions Hockey League Title with Frolunda HC
- Won 2016 IIHF World U18 Championship gold medal with Finland
- Won 2016 Swedjsh Hockey League Championship with Frolunda HC

# RYAN WHITE



## VETERAN NHL'ER

White appeared in 313 NHL games during his career, reaching the 300-game plateau on March 9/17 as a member of the Minnesota Wild at Tampa Bay... In addition to suiting up for the Wild, White spent time with the Montreal Canadiens, Philadelphia Flyers and Arizona Coyotes... The former third round draft pick also has 234 AHL contests under his belt with the Hamilton Bulldogs, Lehigh Valley Phantoms, San Diego Gulls and Iowa Wild.

## HITTING 250

Forward Ryan White played his 250th AHL game on March 15/19 against Texas... The veteran made his AHL debut Oct. 10/08 with the Hamilton Bulldogs against the Moose, scoring his first AHL goal the following evening against Manitoba... The Brandon, Man. product had 101 points (42G, 59A) in his first 250 games, including a career high of 34 points (17G, 17A) in 2009-10.

## WELCOME BACK MR. WHITE

After missing more than three months due to injury during the 2018-19 season, Ryan White made sure his presence was felt upon return... In his first game back, on March 9/19, White's first goal as a member of the Moose turned out to be the game winner in a 3-1 victory against Rockford... Later in that same homestand, White scored in back-to-back matchups against San Diego while also adding an assist in the second game.

## HARD TO PLAY AGAINST

Between the AHL and NHL, White has 996 regular season penalty minutes to his name, and 150 more in 57 playoff games... As a part of those nearly 1,000 penalty minutes are 62 fighting majors throughout his career.







**BORN**  
MARCH 17, 1988  
BRANDON, MAN, CAN

HT 6'0" WT 197 S R

**DRAFTED**  
MONTREAL  
3RD ROUND  
66TH OVERALL  
2006 NHL ENTRY DRAFT

**ACQUIRED**  
TRYOUT, 2019

## AHL STATS

Season	Team	Lge	Regular Season						Playoffs					
			GP	G	A	Pts	PIM	+/-	GP	G	A	Pts	PIM	
2008-09	Hamilton Bulldogs	AHL	80	11	18	29	68	10	6	3	1	4	9	
2009-10	Hamilton Bulldogs	AHL	62	17	17	34	173	9	19	4	5	9	47	
2010-11	Hamilton Bulldogs	AHL	33	3	9	12	77	-5	13	2	6	8	37	
2011-12	Hamilton Bulldogs	AHL	4	4	1	5	26	2	-	-	-	-	-	
2014-15	Lehigh Valley Phantoms	AHL	11	1	2	3	39	-3	-	-	-	-	-	
2017-18	San Diego Gulls	AHL	21	3	6	9	52	4	-	-	-	-	-	
2017-18	Iowa Wild	AHL	23	2	6	8	57	-9	-	-	-	-	-	
2018-19	Manitoba Moose	AHL	27	5	2	7	57	-4	-	-	-	-	-	
AHL Totals			261	46	61	107	549	4	38	9	12	21	93	

## AHL CAREER HIGHS

**Games Played:** 80 (2008-09)  
**Goals:** 17 (2009-10)  
**Assists:** 18 (2008-09)  
**Points:** 34 (2009-10)

**Penalty Minutes:** 173 (2009-10)  
**Plus/Minus:** +10 (2008-09)  
**Shots:** 110 (2009-10)

## NHL STATS

Season	Team	Lge	Regular Season						Playoffs					
			GP	G	A	Pts	PIM	+/-	GP	G	A	Pts	PIM	
2009-10	Montreal Canadiens	NHL	16	0	2	2	16	-6	--	--	--	--	--	
2010-11	Montreal Canadiens	NHL	27	2	3	5	38	5	7	0	0	0	2	
2011-12	Montreal Canadiens	NHL	20	0	3	3	61	-7	--	--	--	--	--	
2012-13	Montreal Canadiens	NHL	26	1	0	1	67	1	3	1	0	1	23	
2013-14	Montreal Canadiens	NHL	52	2	4	6	50	-8	--	--	--	--	--	
2014-15	Philadelphia Flyers	NHL	34	6	6	12	30	4	--	--	--	--	--	
2015-16	Philadelphia Flyers	NHL	73	11	5	16	101	-9	6	1	0	1	28	
2016-17	Arizona Coyotes	NHL	46	7	6	13	70	-8	--	--	--	--	--	
2016-17	Minnesota Wild	NHL	19	2	1	3	14	-8	3	0	0	0	4	
NHL Totals			313	31	30	61	447	-36	19	2	0	2	57	

## OTHER PRO / AMATEUR STATS

		Regular Season						Playoffs					
Season	Team	Lge	GP	G	A	Pts	PIM	+	GP	G	A	Pts	PIM
2004-05	Calgary Hitmen	WHL	63	9	14	23	95	5	12	2	1	3	26
2005-06	Calgary Hitmen	WHL	72	20	33	53	121	10	13	3	4	7	18
2006-07	Calgary Hitmen	WHL	72	34	55	89	97	23	18	6	8	14	36
2007-08	Calgary Hitmen	WHL	68	28	44	72	98	24	16	6	11	17	8

## CAREER HIGHLIGHTS / TRIVIA

- Played his 250th AHL game with Manitoba, March 15/19 vs. Texas
- Played his 300th NHL game with Minnesota, March 9/17 at Tampa Bay
- Recorded an assist in his NHL debut with Montreal, Nov. 5/09 at Boston
- Made his professional debut with Hamilton (AHL) against Manitoba, Oct. 10/08
- Named to the 2008 WHL Eastern Conference Second All-Star Team with 72 points (28G, 44A) in 68 games
- Won gold medal at the 2004 World U17 Hockey Challenge with Team Canada West

# TEAM HISTORY

## ALL TIME RECORDS

## RECORD BY SEASON

SEASON	GP	W	L	OTL	T/SOL	PTS	PCT	GF	GA	PIM	DIV. FINISH	PLAYOFF RESULT
1996-97	82	32	40	-	10	74	0.451	262	300	1946	5th Midwest	DNQ
1997-98	82	39	36	-	7	85	0.518	269	254	2017	4th Midwest	Lost Conf QF
1998-99	82	47	21	-	14	108	0.659	269	236	1922	2nd Midwest	Lost Conf SF
1999-00	82	37	31	-	14	88	0.537	227	237	2058	5th West	Lost Conf QF
2000-01	82	39	31	3	9	90	0.549	222	230	1771	3rd West	Lost Conf Final
2001-02	80	39	33	4	4	86	0.538	270	260	1921	4th Canadian	Lost Conf QF
2002-03	80	37	33	2	8	84	0.525	229	228	1405	2nd Canadian	Lost Conf SF
2003-04	80	32	35	2	11	77	0.481	214	232	1394	6th North	DNQ
2004-05	80	44	26	3	7	98	0.613	243	210	1799	3rd North	Lost Conf Final
2005-06	80	44	24	7	5	100	0.625	243	217	1910	3rd North	Lost Conf SF
2006-07	80	45	23	7	5	102	0.638	232	201	1489	1st North	Lost Conf SF
2007-08	80	46	27	3	4	99	0.619	236	197	1371	3rd North	Lost Conf QF
2008-09	80	50	23	1	6	107	0.669	239	188	1377	1st North	Lost Calder Cup
2009-10	80	40	33	5	2	87	0.544	204	232	1509	4th North	Lost Conf QF
2010-11	80	43	30	1	6	93	0.581	220	210	1102	3rd North	Lost Conf SF
2011-12*	76	43	25	5	3	94	0.618	240	216	1047	1st Atlantic	Lost Conf Final
2012-13*	76	32	36	3	5	72	0.474	195	237	1241	5th Atlantic	DNQ
2013-14*	76	46	23	2	5	99	0.651	258	207	1318	2nd Atlantic	Lost Calder Cup
2014-15*	76	32	33	9	2	75	0.493	183	235	1215	5th Atlantic	DNQ
2015-16	76	26	41	4	5	61	0.401	180	250	1077	7th Central	DNQ
2016-17	76	29	37	5	5	68	0.447	197	242	1113	7th Central	DNQ
2017-18	76	42	26	4	4	92	0.605	253	198	1120	3rd Central	Lost Conf SF
2018-19	76	39	30	5	2	85	0.559	197	219	1050	5th Central	DNQ
AHL TOTAL	1408	709	538	72	89	1579	0.561	4033	3979	24458		
TOTAL	1818	903	697	75	143	2024	0.557	5282	5236	34172		

## HOME RECORD BY SEASON

SEASON	GP	W	L	OTL	T/SOL	PTS	PCT
1996-97	41	19	19	-	3	41	0.500
1997-98	41	21	16	-	4	46	0.561
1998-99	41	24	11	-	6	54	0.659
1999-00	41	22	9	-	10	54	0.659
2000-01	41	22	16	0	3	47	0.573
2001-02	40	20	16	2	2	44	0.550
2002-03	40	22	14	0	4	48	0.600
2003-04	40	18	15	0	7	43	0.538
2004-05	40	22	14	1	3	48	0.600
2005-06	40	24	12	2	2	52	0.650
2006-07	40	25	10	3	2	55	0.688
2007-08	40	23	13	1	3	50	0.625
2008-09	40	25	13	0	2	52	0.650
2009-10	40	22	14	3	1	48	0.600
2010-11	40	23	15	1	1	48	0.600
2011-12*	38	20	15	3	0	43	0.566
2012-13*	38	13	19	3	3	32	0.421
2013-14*	38	23	10	2	3	51	0.671
2014-15*	38	18	15	5	0	41	0.539
2015-16	38	16	17	2	3	37	0.487
2016-17	38	15	17	3	3	36	0.474
2017-18	38	17	17	2	2	38	0.500
2018-19	38	25	11	1	1	52	0.684
AHL TOTAL	666	356	242	29	39	780	0.586
TOTAL	871	464	313	29	65	1022	0.587

## ROAD RECORD BY SEASON

SEASON	GP	W	L	OTL	T/SOL	PTS	PCT
1996-97	41	13	21	-	7	33	0.402
1997-98	41	18	20	-	3	39	0.476
1998-99	41	23	10	-	8	54	0.659
1999-00	41	15	22	-	4	34	0.415
2000-01	41	17	15	3	6	43	0.524
2001-02	40	19	17	2	2	42	0.525
2002-03	40	15	19	2	4	36	0.450
2003-04	40	14	20	2	4	34	0.425
2004-05	40	22	12	2	4	50	0.625
2005-06	40	20	12	5	3	48	0.600
2006-07	40	20	13	4	3	47	0.588
2007-08	40	23	14	2	1	49	0.613
2008-09	40	25	10	1	4	55	0.688
2009-10	40	18	19	2	1	39	0.487
2010-11	40	20	15	0	5	45	0.563
2011-12*	38	23	10	2	3	51	0.671
2012-13*	38	19	17	0	2	40	0.526
2013-14*	38	23	13	0	2	48	0.632
2014-15*	38	14	18	4	2	34	0.566
2015-16	38	10	24	2	2	24	0.316
2016-17	38	14	20	2	2	32	0.421
2017-18	38	25	9	2	2	54	0.711
2018-19	38	14	19	4	1	33	0.434
AHL TOTAL	666	324	263	34	45	727	0.546
TOTAL	871	410	351	37	73	930	0.534

\* - Statistics accumulated while playing as the St. John's IceCaps

## ALL TIME RECORDS

### RECORD BY GENERAL MANAGER

GENERAL MANAGER	SEASON	GP	W	L	OTL	T/SOL	PTS	PCT
Jean Perron	1996-97	50	16	26	0	8	40	0.400
Randy Carlyle	1997-02	408	201	152	7	48	457	0.560
Craig Heisinger	2002-11, 2011-15*, 2015-present	1328	670	504	68	85	1493	0.562

### RECORD BY HEAD COACH

COACH	SEASON	GP	W	L	OTL	T/SOL	PTS	PCT
Jean Perron	1996-97	50	16	26	0	8	40	0.400
Stan Smyl	2001-04	240	108	101	8	23	247	0.515
Randy Carlyle	1997-01, 2004-05	440	222	159	6	53	503	0.572
Alain Vigneault	2005-06	80	44	24	7	5	100	0.625
Scott Arniel	2006-10	320	181	106	16	17	395	0.617
Claude Noel	2010-11	80	43	30	1	6	93	0.581
Keith McCambridge	2011-15*, 2015-16	380	179	158	23	20	401	0.528
Pascal Vincent	2016-present	228	110	92	14	11	245	0.537

### RECORD BY TEAM CAPTAIN

TEAM CAPTAIN	SEASON	GP	W	L	OTL	T/SOL	PTS	PCT
Brian Chapman	2001-03	160	76	66	6	12	170	0.531
Dallas Eakins	2003-04	80	32	35	2	11	77	0.481
Mike Keane	2005-10	400	225	130	23	22	495	0.619
Nolan Baumgartner	2004-05, 2010-11	160	87	56	4	13	191	0.597
Jason Jaffray	2011-15*	304	153	117	19	15	340	0.559
John Albert	2015-16	76	26	41	4	5	61	0.401
Patrice Cormier	2016-18	152	71	62	9	9	160	0.526
Peter Stoykewych	2018-present	76	39	30	5	2	85	0.559

## SPECIAL TEAMS RECORDS

### POWER PLAY BY SEASON

SEASON	HOME				ROAD				Overall			
	ADV	PPGF	PCT%	RANK	ADV	PPGF	PCT%	RANK	ADV	PPGF	PCT%	RANK
1996-97	215	41	19.1	9/19	184	29	15.8	9/19	399	70	17.5	8/19
1997-98	235	43	18.3	8/18	211	30	14.2	14/18	446	73	16.4	13/18
1998-99	217	45	20.7	3/16	222	39	17.6	6/16	439	84	19.1	3/16
1999-00	203	33	16.3	5/13	234	32	13.7	8/13	437	65	14.9	7/13
2000-01	191	31	16.2	9/11	211	31	14.7	7/11	402	62	15.4	8/11
2001-02	217	41	18.9	10/27	192	26	13.5	22/27	409	67	16.4	14/27
2002-03	222	37	16.7	14/28	225	38	16.9	12/28	447	75	16.8	14/28
2003-04	225	28	12.4	24/28	204	33	16.2	7/28	429	61	14.2	18/28
2004-05	203	37	18.2	7/28	202	36	17.8	3/28	405	73	18.0	5/28
2005-06	251	44	17.5	16/27	267	45	16.9	15/27	518	89	17.2	16/27
2006-07	228	40	17.5	13/27	245	36	14.7	21/27	473	76	16.1	18/27
2007-08	186	34	18.3	9/29	202	35	17.3	13/29	388	69	17.8	11/29
2008-09	182	25	13.7	26/29	201	38	18.9	9/29	383	63	16.4	15/29
2009-10	169	21	12.4	28/29	181	29	16.0	17/29	350	50	14.3	27/29
2010-11	202	38	18.8	13/30	172	17	9.9	30/30	374	55	14.7	26/30
2011-12*	186	36	19.4	10/30	169	37	21.9	3/30	355	73	20.6	3/30
2012-13*	183	29	15.8	21/30	199	34	17.1	12/30	382	63	16.5	18/30
2013-14*	180	29	16.1	23/30	202	40	19.8	8/30	382	69	18.1	13/30
2014-15*	133	19	14.3	23/30	165	29	17.6	13/30	298	48	16.1	19/30
2015-16	142	31	21.8	5/30	151	19	12.6	26/30	293	50	17.1	12/30
2016-17	151	29	19.2	13/30	157	29	18.5	10/30	308	58	18.8	13/30
2017-18	163	34	20.9	3/30	149	31	20.8	3/30	312	65	20.8	2/30
2018-19	148	27	18.2	19/31	146	22	15.1	26/31	294	49	16.7	26/31

\* - Statistics accumulated while playing as the St. John's IceCaps



## PENALTY KILL BY SEASON

SEASON	HOME				ROAD				Overall			
	ADV	PPGA	PCT%	RANK	ADV	PPGA	PCT%	RANK	ADV	PPGA	PCT%	RANK
1996-97	195	38	80.5	18/19	192	32	83.3	8/19	387	70	81.9	12/19
1997-98	215	34	84.2	8/18	210	36	82.9	8/18	425	70	83.5	8/18
1998-99	190	36	81.1	13/16	199	34	82.9	5/16	389	70	82.0	10/16
1999-00	201	26	87.1	5/13	234	41	82.5	10/13	435	67	84.6	7/13
2000-01	196	28	85.7	6/11	232	37	84.1	4/11	428	65	84.8	5/11
2001-02	200	38	81.0	26/27	193	32	83.4	14/27	393	70	82.2	20/27
2002-03	180	31	82.8	21/28	208	41	80.3	23/28	388	72	81.4	23/28
2003-04	170	26	84.7	19/28	186	36	80.6	25/28	356	62	82.6	23/28
2004-05	171	27	84.2	20/28	214	35	83.6	14/28	385	62	83.9	18/28
2005-06	222	38	82.9	14/27	260	38	85.4	2/27	482	76	84.2	6/27
2006-07	194	16	91.8	1/27	212	26	87.7	2/27	406	42	89.7	1/27
2007-08	181	22	87.7	3/29	191	39	79.6	26/29	372	61	83.6	14/29
2008-09	177	24	86.4	6/29	198	30	84.8	6/29	375	54	85.6	4/29
2009-10	169	28	83.4	18/29	192	34	82.3	12/29	361	62	82.8	14/29
2010-11	158	25	84.2	11/30	175	23	86.9	2/30	333	48	85.6	2/30
2011-12*	143	32	77.6	29/30	171	22	87.1	2/30	314	54	82.8	13/30
2012-13*	162	34	79.0	29/30	170	31	81.8	20/30	332	65	80.4	27/30
2013-14*	160	26	83.8	15/30	174	29	83.3	8/30	334	55	83.5	9/30
2014-15*	145	21	85.5	10/30	141	39	72.3	30/30	286	60	79.0	29/30
2015-16	146	32	78.1	30/30	159	29	81.8	18/30	305	61	80.0	27/30
2016-17	154	33	78.6	26/30	175	42	76.0	29/30	308	75	77.2	29/30
2017-18	165	30	81.8	22/30	178	28	84.3	9/30	343	58	83.1	15/30
2018-19	150	26	82.7	11/31	163	29	82.2	12/31	313	55	82.4	8/31

## SHORTHANDED GOALS FOR/AGAINST BY SEASON

SEASON	GP	SHGF	RANK	SHGA	RANK
1996-97	82	10	11/19	10	6/19
1997-98	82	5	17/18	8	6/18
1998-99	82	4	16/16	5	2/16
1999-00	82	4	13/13	5	1/13
2000-01	82	13	4/11	8	4/11
2001-02	80	16	4/27	13	23/27
2002-03	80	12	12/28	11	11/28
2003-04	80	9	13/28	12	22/28
2004-05	80	4	26/28	8	13/28
2005-06	80	13	12/27	14	19/27
2006-07	80	6	25/27	13	15/27
2007-08	80	8	20/29	10	16/29
2008-09	80	9	14/29	5	2/29
2009-10	80	6	22/29	7	11/29
2010-11	80	9	13/30	6	4/30
2011-12*	76	9	8/30	8	16/30
2012-13*	76	9	8/30	10	21/30
2013-14*	76	11	4/30	16	29/30
2014-15*	76	8	8/30	4	2/30
2015-16	76	6	23/30	8	11/30
2016-17	76	6	26/30	9	20/30
2017-18	76	10	9/30	12	28/30
2018-19	76	4	28/31	10	24/31

\* - Statistics accumulated while playing as the St. John's IceCaps

## SINGLE-SEASON TEAM RECORDS

	TOTAL	HOME	AWAY
<b>Most wins:</b>	50 (2008-09)	25 (2006-07 & 08-09)	25 (08-09 & 17-18)
<b>Most points:</b>	108 (1998-99)	55 (2006-07)	55 (2008-09)
<b>Most losses:</b>	41 (2015-16)	19 (1996-97 & 12-13)	24 (2015-16)
<b>Most ties:</b>	11 (2003-04)	7 (2003-04)	4 (02-03 & 03-04)
<b>Most overtime losses:</b>	9 (2014-15)*	5 (2014-15)*	5 (2005-06)
<b>Most shootout losses:</b>	14 (1998-99 & 99-00)	10 (1999-00)	8 (1998-99)
<b>Most shutouts:</b>	8 (2005-06 & 06-07)		
<b>Most goals:</b>	270 (2001-02)	149 (1997-98)	133 (2017-18)
<b>Most goals against:</b>	300 (1996-97)	144 (1996-96)	156 (1996-96)
<b>Most penalty minutes:</b>	2058 (1999-00)		
<b>Most power play goals:</b>	89 (2005-06)	45 (1998-99)	45 (2005-06)
<b>Most power play goals against:</b>	76 (2005-06)	38 (three times)	42 (2016-17)
<b>Most shorthanded goals:</b>	16 (2001-02)		
<b>Most shorthanded goals against:</b>	16 (2014-15)*		
<b>Fewest wins:</b>	26 (2015-16)	13 (2012-13)*	10 (2015-16)
<b>Fewest points:</b>	61 (2015-16)	32 (2012-13)*	24 (2015-16)
<b>Fewest losses:</b>	21 (1998-99)	9 (1999-00)	9 (2017-18)
<b>Fewest overtime losses:</b>	1 (2008-09 & 10-11)	0 (five times)	0 (three times)
<b>Fewest shootout losses:</b>	2 (2009-10 & 14-15*)	0 (2011-12 & 14-15)*	1 (2007-08 & 09-10)
<b>Fewest shutouts:</b>	1 (1996-97)		
<b>Fewest goals:</b>	180 (2015-16)	88 (2014-15)*	78 (2015-16)
<b>Fewest goals against:</b>	188 (2008-09)	90 (2008-09)	88 (2017-18)
<b>Fewest penalty minutes:</b>	1047 (2011-12)*		
<b>Fewest power play goals:</b>	48 (2014-15)*	19 (2014-15)*	17 (2010-11)
<b>Fewest power play goals against:</b>	42 (2006-07)	16 (2006-07)	22 (2011-12)*
<b>Fewest shorthanded goals:</b>	4 (four times)		
<b>Fewest shorthanded goals against:</b>	4 (2014-15)*		
<b>Best power play percentage:</b>	20.8% (2017-18)	21.8% (2015-16)	21.9% (2011-12)
<b>Best penalty kill percentage:</b>	89.7% (2006-07)	91.8% (2006-07)	87.7% (2006-07)

\* - Statistics accumulated while playing as the St. John's IceCaps

## SINGLE-GAME TEAM RECORDS

<b>Most decisive win:</b>	7 goals - seven times, last 11/28/2017 at Rockford, 8-1W
<b>Most decisive shutout win:</b>	7 goals - twice, last 5/17/1999 vs. Las Vegas, 7-0W
<b>Most decisive loss:</b>	9 goals - 12/6/2015 @ Toronto, 0-9L
<b>Most decisive shutout loss:</b>	9 goals - 12/6/2015 @ Toronto, 0-9L
<b>Most goals:</b>	10 - 12/27/2000 vs. Detroit, 10-3W
<b>Most goals at home:</b>	10 - 12/27/2000 vs. Detroit, 10-3W
<b>Most goals on road:</b>	8 - twice, last 11/28/2017 at Rockford, 8-1W
<b>Most goals, both teams:</b>	15 - twice, last 4/4/2014 vs. Springfield, 7-8 OTL*
<b>Most goals against:</b>	9 - twice, last 12/6/2015 @ Toronto, 0-9L
<b>Most goals against at home:</b>	8 - twice, last 1/25/2003 vs. Hamilton, 5-8L
<b>Most goals against on road:</b>	9 - twice, last 12/6/2015 @ Toronto, 0-9L
<b>Most penalty minutes:</b>	113 - 12/4/1996 vs. Orlando, 3-7L
<b>Most penalty minutes, opponent:</b>	109 - 12/20/1998 vs. Las Vegas, 4-2W
<b>Most penalty minutes, both teams:</b>	221 - 12/20/1998 vs. Las Vegas, 4-2W
<b>Most power play goals:</b>	5 - 1/31/2014 vs. Portland, 7-4W*
<b>Most power play goals against:</b>	5 - 12/14/2005 vs. Syracuse, 4-7L
<b>Most shots on goal:</b>	52 - twice, last 12/29/2000 vs. Kansas City, 5-4W
<b>Most shots on goal at home:</b>	52 - twice, last 12/29/2000 vs. Kansas City, 5-4W
<b>Most shots on goal on road:</b>	50 - 2/2/2018 at Rockford, 4-30TW
<b>Most shots on goal, both teams:</b>	92 - 11/27/1996 vs. Houston, 2-3L (HOU: 49 - MTB: 43)
<b>Most shots against:</b>	54 - twice, last 4/4/2004 vs. St. John's, 5-5T
<b>Most shots against at home:</b>	54 - twice, last 4/4/2004 vs. St. John's, 5-5T
<b>Most shots against on road:</b>	53 - 11/15/2005 at Grand Rapids, 4-5 SOL
<b>Fewest penalty minutes:</b>	0 - three times, last 3/6/2015 vs. Albany, 2-1 OTW*
<b>Fewest penalty, minutes, opponent:</b>	0 - 12/12/2015 vs. Milwaukee 3-2 W
<b>Fewest penalty minutes, both teams:</b>	2 - three times, last 3/6/2015 vs. Albany, 2-1 OTW*
<b>Fewest shots on goal:</b>	12 - five times, last 12/10/2006 vs. Peoria, 3-0W
<b>Fewest shots on goal at home:</b>	12 - three times, last 12/10/2006 vs. Peoria, 3-0W
<b>Fewest shots on goal on road:</b>	12 - twice, last 4/14/2001 at Kansas City, 5-4W
<b>Fewest shots on goal, both teams:</b>	31 - 3/9/2008 at Hamilton, 3-1W (MTB: 17 - HAM: 14)
<b>Fewest shots against:</b>	9 - 3/6/2004 vs. Syracuse, 0-1L
<b>Fewest shots against at home:</b>	9 - 3/6/2004 vs. Syracuse, 0-1L
<b>Fewest shots against on road:</b>	13 - 4/12/2018 at Cleveland, 4-0W

\* - Statistics accumulated while playing as the St. John's IceCaps

## SINGLE-PERIOD TEAM RECORDS

<b>Fastest opening goal for:</b>	0:11 - Michael Grabner @ Toronto 2/17/2010
<b>Fastest opening goal for at home:</b>	0:12 - Eric O'Dell, vs. Toronto 1/12/13*
<b>Fastest opening goal against:</b>	0:10 - Tim Bergland @ Chicago 11/23/1996
<b>Fastest opening goal against at home:</b>	0:16 - Al Conroy vs. Houston 2/7/1999
<b>Fastest two opening goals for:</b>	1:22 - Doug Doull (0:38) & Corey Spring (1:22) @ Kansas City , 12/08/09
<b>Fastest two opening goals against:</b>	1:16 - Alan Letang (0:28) & Dave Roberts (1:16) vs. Michigan, 04/09/99
<b>Fastest goal from start of period:</b>	0:07 Curt Bowen in 2nd period vs. Utah 3/21/1999
<b>Fastest goal against from start of period:</b>	0:05 Nikita Filatov in 2nd period vs. Syracuse 11/8/2008
<b>Fastest two goals for:</b>	0:07 - Twice, most recently Jason Jaffray (0:43) & Lee Goren (0:50) , 1st period vs. Omaha, 2/14/2007
<b>Fastest two goals against:</b>	0:03 Pontus Aberg (19:27) & Zac Larraza (19:30) in 3rd period @ Milwaukee 12/19/2015
<b>Fastest two goals both teams:</b>	0:07 Bob Nordella (5:59) & Pat Kavanaugh (6:06) in 1st period vs. Chicago 1/23/2002
<b>Fastest three goals both teams:</b>	0:41 Martin Lojek - Rochester (11:23); Greg Jacina - Rochester (11:35); Brad Moran - Manitoba (12:04) in 3rd period 2/23/2007
<b>Fastest overtime goal:</b>	0:18 Scott Thomas @ Houston 11/3/2000
<b>Fastest overtime goal against:</b>	0:08 Mike Ribeiro vs. Milwaukee 3/4/17
<b>Fastest two shorthanded goals for:</b>	0:49 Russ Romaniuk (4:58) & Randy Gilhen (5:47) in 3rd period vs. Quebec 12/10/1996
<b>Most goals:</b>	6 - Four times, most recently 2nd period vs. Cleveland 4/15/2006, 8-1 W
<b>Most goals against</b>	6 - 3rd period @ Houston 3/13/2011, 6-3L
<b>Most shots on goal:</b>	25 - 1st period vs. Cleveland 12/31/2004, 5-2L
<b>Most shots on goal at home:</b>	25 - 1st period vs. Cleveland 12/31/2004, 5-2L
<b>Most shots on goal on road:</b>	25 - 3rd period @ Las Vegas 10/6/1996, 5-3L
<b>Most shots against:</b>	27 - 2nd period vs. Chicago 12/19/1999, 2-1W
<b>Most shots against at home:</b>	27 - 2nd period vs. Chicago 12/19/1999, 2-1W
<b>Most shots against on road:</b>	24 - 1st period @ Chicago 12/17/1999, 6-5 SOL
<b>Most power play goals:</b>	3 - Seven times, most recently 1st period @ Hartford 1/3/2015, 7-3W*
<b>Most power play goals against;</b>	3 - Twice, most recently 1st period @ Chicago 10/24/2006, 7-4W
<b>Fewest shots on goal:</b>	0 - Three times, most recently 3rd period @ Chicago 3/13/2005, 5-2L
<b>Fewest shots on goal at home:</b>	1 - five times, most recently 3rd period vs. Manchester 12/16/2008, 4-2 W
<b>Fewest shots on goal on road:</b>	0 - Three times, most recently 3rd period @ Chicago 3/13/2005, 5-2L
<b>Fewest shots against:</b>	1 - Twice, most recently 2nd period vs. St. John's 2/16/2002, 4-3W
<b>Fewest shots against at home:</b>	1 - Twice, most recently 2nd period vs. St. John's 2/16/2002, 4-3W
<b>Fewest shots against on road:</b>	2 - Seven times, most recently 1st period @ Toronto 3/8/2008, 3-0W

\* - Statistics accumulated while playing as the St. John's IceCaps



## INDIVIDUAL RECORDS

<b>Most games played (season):</b>	82 - Nine players tied
<b>Most goals (season):</b>	45 - Scott Thomas (1998-99)
<b>Most assists (season):</b>	67 - Bill Bowler (1998-99)
<b>Most points (season):</b>	93 - Bill Bowler (1998-99)
<b>Most penalty minutes (season):</b>	285 - Wade Brookbank ( 2004-05)
<b>Most power plays goals (season):</b>	16 - Three players tied, most recently Jason Jaffray (2006-07)
<b>Most shorthanded goals (season):</b>	6 - John Albert (2013-14)*
<b>Most game-winning goals (season):</b>	9 - Jason Jaffray (2006-07)
<b>Most shots on goal (season):</b>	288 - Greg Pankewicz (1997-98)
<b>Best plus/minus (season):</b>	+29 - Ben Chiarot (2013-14)*
<b>Most multi-point games (season):</b>	27 - Bill Bowler (1998-99)
<b>Most goals (game):</b>	4 - Four players tied, most recently Jason Jaffray @ Chicago 10/24/2006
<b>Most goals against (game):</b>	4 - two players tied, most recently Jack Skille vs. Springfield 4/4/14*
<b>Most assists (game):</b>	5 - Brett Hauer vs. Orlando 1/22/2000
<b>Most points (game):</b>	6 - Greg Pankewicz (4G, 2A) vs. Milwaukee 4/9/1997
<b>Most power play goals (game):</b>	3 - Logan Shaw @ San Diego 11/28/2018
<b>Most shots on goal (game):</b>	10 - ten times, most recently John Albert vs. Toronto 2/6/16
<b>Most penalties (game):</b>	8 - Jason Shmyr vs. Las Vegas (4 minors, 1 major, 3 misconducts) 12/20/1998
<b>Most penalty minutes (game):</b>	44 - Jason MacDonald @ Kansas City (2 minors, 4 misconducts) 12/31/1998
<b>Best plus/minus (game):</b>	+6 - Chris Kontos, Scott McCrory & Greg Pankewicz @ Milwaukee 4/9/1997
<b>Most goals (period):</b>	3 - Five times, most recently Jozef Balej in 2nd period vs. Rochester 12/2/2005
<b>Most assists (period):</b>	4 - Brian Chapman in 1st period vs. Kansas City 3/4/2000
<b>Most points (period):</b>	4 - Three times, most recently Andrew Gordon (2G, 2A) in 2nd period @ Portland 2/18/2014*

\* - Statistics accumulated while playing as the St. John's IceCaps

# 1996-97 SEASON SUMMARY (IHL)

## SCHEDULE AND RESULTS

#	DATE	OPPONENT	SC	RES	RECORD	SOG	#	DATE	OPPONENT	SC	RES	RECORD	SOG
1	Oct. 4	@ Milwaukee	3-4	SOL	0-0-1	27-25	42	Jan. 12	San Antonio	3-5	L	15-22-5	40-25
2	Oct. 5	@ Las Vegas	3-5	L	0-1-1	48-31	43	Jan. 17	@ Quebec	4-5	SOL	15-22-6	20-38
3	Oct. 6	@ Long Beach	5-3	W	1-1-1	21-29	44	Jan. 18	@ Chicago	3-5	L	15-23-6	40-40
4	Oct. 8	@ Utah	1-4	L	1-2-1	26-26	45	Jan. 24	Las Vegas	5-6	SOL	15-23-7	37-31
5	Oct. 11	Las Vegas	0-1	L	1-3-1	24-33	46	Jan. 25	@ Milwaukee	2-3	SOL	15-23-8	35-39
6	Oct. 12	Chicago	3-1	W	2-3-1	26-31	47	Jan. 28	@ Las Vegas	3-2	W*	16-23-8	30-31
7	Oct. 18	Quebec	1-5	L	2-4-1	38-33	48	Jan. 29	@ Kansas City	1-6	L	16-24-8	26-36
8	Oct. 20	Quebec	3-6	L	2-5-1	27-29	49	Jan. 31	@ Quebec	3-6	L	16-25-8	27-29
9	Oct. 23	@ Milwaukee	3-4	SOL	2-5-2	24-42	50	Feb. 1	@ Michigan	0-1	L	16-26-8	21-28
10	Oct. 24	@ Indianapolis	2-4	L	2-6-2	25-41	51	Feb. 5	Houston	4-5	SOL	16-26-9	41-27
11	Oct. 26	Kansas City	4-2	W	3-6-2	27-30	52	Feb. 7	Houston	4-3	W*	17-26-9	34-22
12	Oct. 27	Chicago	2-3	L	3-7-2	31-35	53	Feb. 9	Milwaukee	7-1	W	18-26-9	40-34
13	Oct. 30	Milwaukee	4-5	L	3-8-2	36-23	54	Feb. 11	@ Quebec	3-7	L	18-27-9	29-32
14	Nov. 2	Milwaukee	3-5	L	3-9-2	46-25	55	Feb. 14	Kansas City	4-2	W	19-27-9	34-37
15	Nov. 3	Phoenix	5-1	W	4-9-2	27-32	56	Feb. 21	Cleveland	6-4	W	20-27-9	39-40
16	Nov. 9	@ Long Beach	4-3	W*	5-9-2	18-48	57	Feb. 22	Cleveland	5-4	W	21-27-9	32-29
17	Nov. 10	@ Long Beach	4-2	W	6-9-2	27-44	58	Feb. 25	@ Indianapolis	4-3	W*	22-27-9	28-29
18	Nov. 13	Quebec	3-2	W*	7-9-2	21-38	59	Feb. 28	@ Michigan	5-2	W	23-27-9	33-42
19	Nov. 15	Michigan	2-3	SOL	7-9-3	34-30	60	Mar. 1	@ Fort Wayne	4-1	W	24-27-9	18-35
20	Nov. 16	Michigan	1-2	L	7-10-3	33-35	61	Mar. 4	Milwaukee	7-1	W	25-27-9	32-41
21	Nov. 21	Chicago	7-2	W	8-10-3	35-31	62	Mar. 5	Chicago	1-2	L	25-28-9	36-38
22	Nov. 23	@ Chicago	4-6	L	8-11-3	31-39	63	Mar. 8	Las Vegas	4-2	W	26-28-9	37-33
23	Nov. 27	Houston	2-3	L	8-12-3	43-49	64	Mar. 9	Las Vegas	4-6	L	26-29-9	39-40
24	Nov. 29	San Antonio	0-4	L	8-13-3	37-40	65	Mar. 13	Cincinnati	5-4	W*	27-29-9	39-33
25	Dec. 4	Orlando	3-7	L	8-14-3	29-35	66	Mar. 15	@ Chicago	3-2	W*	28-29-9	45-29
26	Dec. 5	@ Milwaukee	4-5	SOL	8-14-4	21-30	67	Mar. 18	@ San Antonio	5-6	L	28-30-9	26-29
27	Dec. 6	Orlando	6-3	W	9-14-4	31-30	68	Mar. 19	@ San Antonio	1-3	L	28-31-9	29-21
28	Dec. 10	@ Quebec	5-4	W*	10-14-4	27-33	69	Mar. 21	Long Beach	4-1	W	29-31-9	23-29
29	Dec. 11	@ Detroit	1-8	L	10-15-4	25-46	70	Mar. 22	Long Beach	2-4	L	29-32-9	26-29
30	Dec. 13	@ Cincinnati	2-3	SOL	10-15-5	29-38	71	Mar. 25	@ Las Vegas	6-3	W	30-32-9	38-40
31	Dec. 14	@ Grand Rapids	2-3	L	10-16-5	29-36	72	Mar. 26	@ Phoenix	1-3	L	30-33-9	43-25
32	Dec. 20	Quebec	3-4	L	10-17-5	34-33	73	Mar. 28	@ Long Beach	1-4	L	30-34-9	26-41
33	Dec. 21	@ Chicago	3-4	L	10-18-5	31-26	74	Mar. 29	@ Utah	2-3	SOL	30-34-10	40-21
34	Dec. 26	@ Kansas City	4-7	L	10-19-5	23-27	75	Apr. 1	Detroit	2-7	L	30-35-10	39-24
35	Dec. 27	Utah	6-4	W	11-19-5	32-40	76	Apr. 2	@ Cleveland	4-2	W	31-35-10	45-43
36	Dec. 29	Michigan	1-0	W	12-19-5	26-23	77	Apr. 4	Kansas City	3-6	L	31-36-10	33-38
37	Dec. 31	Detroit	5-3	W	13-19-5	27-33	78	Apr. 5	@ Kansas City	1-7	L	31-37-10	33-35
38	Jan. 3	@ Long Beach	0-4	L	13-20-5	24-35	79	Apr. 9	@ Milwaukee	6-1	W	32-37-10	36-23
39	Jan. 4	@ Long Beach	1-4	L	13-21-5	29-37	80	Apr. 11	Chicago	3-6	L	32-38-10	31-26
40	Jan. 5	@ Houston	4-1	W	14-21-5	35-42	81	Apr. 12	@ Chicago	0-3	L	32-39-10	34-24
41	Jan. 10	Indianapolis	4-3	W*	15-21-5	37-38	82	Apr. 13	Kansas City	4-6	L	32-40-10	38-30

\* Game decided in a shootout • When two figures are given, Moose total is first

## INDIVIDUAL STATISTICS

PLAYER	POS	GP	G	A	PTS	+/-	PIM	SH	PCT	PLAYER	POS	GP	G	A	PTS	+/-	PIM	SH	PCT	
McCrory, Scott	C	82	24	47	71	-1	30	159	15.1	Kimble, Darin	RW	39	3	4	7	-9	115	29	10.3	
Pankiewicz, Greg	RW	79	32	34	66	-14	222	251	12.7	Brathwaite, Fred	G	58	1	5	6	1	2	1	100	
Schneider, Andy	LW	79	14	37	51	-13	142	168	8.3	Evans, Shawn	D	17	2	3	5	-8	4	24	8.3	
Arniel, Scott	LW	73	23	27	50	-18	67	185	12.4	Fearn, Kent	D	10	1	4	5	-3	6	9	11.1	
Tailleure, Sean	RW	74	21	29	50	-15	67	215	9.8	Johnson, Craig	RW	16	2	2	4	3	38	6	33.3	
Gillen, Randy	C	79	21	24	45	-23	101	172	12.2	Wilson, Carey	C	7	0	4	4	-8	2	8	0	
Korolyuk, Alex	C	42	20	16	36	0	71	140	14.3	Tok, Chris	D	48	0	4	4	-7	74	43	0	
Kontos, Chris	LW	40	17	18	35	9	12	119	14.3	Mueller, Brian	D	6	1	1	2	0	2	19	5.3	
Romanuk, Russ	LW	46	14	13	27	-1	43	74	18.9	Morris, Keith	LW	4	0	2	2	-1	0	7	0	
Dubois, Eric	D	80	8	17	25	-23	60	152	5.3	Selmsier, Sean	LW	4	0	2	2	-2	12	5	0	
Ricciardi, Jeff	D	81	3	22	25	-4	271	131	2.3	Loder, Jeff	C	7	0	2	2	2	4	3	0	
DeGray, Dale	D	44	9	15	24	-5	42	128	7	Paek, Jim	D	9	0	2	2	1	12	15	0	
Christie, Jason	RW	34	4	12	16	-8	29	46	8.7	Seher, Kurt	D	3	0	1	1	-3	2	5	0	
Allison, Scott	LW	42	4	12	16	-6	140	62	6.5	Weingartner, Rob	RW	4	0	1	1	-5	11	1	0	
Wilson, Steve	D	81	4	10	14	-3	75	112	3.6	Roy, Martin	D	22	0	1	1	-3	48	14	0	
Suttoo, Ken	D	20	3	10	13	-4	48	54	5.6	Downey, Aaron	RW	2	0	0	0	0	0	17	1	0
Strachan, Wayne	C	25	3	10	13	-4	24	37	8.1	McQuet, Jason	RW	2	0	0	0	0	0	0	0	0
Stevens, Mike	LW	22	8	4	12	-5	54	72	11.1	Eberle, Derek	D	3	0	0	0	0	0	1	0	0
Jensen, Chris	RW	16	6	4	10	-4	23	26	23.1	Moore, Dean	F	3	0	0	0	0	0	7	0	0
Morin, Stephane	C	12	3	6	9	-4	4	33	9.1	Duthie, Ryan	C	4	0	0	0	-5	2	7	0	0
Anderson, Shawn	D	17	2	7	9	-1	5	39	5.1	Beaulieu, Corey	D	6	0	0	0	-5	14	1	0	0
Thiessen, Travis	D	25	0	8	8	-1	28	33	0	Riendeau, Vincent	G	41	0	0	0	0	0	2	0	0

## GOALTENDER STATISTICS

GOALTENDER	GP	MIN	GA	GAA	W	L	T	SVS	%	SO
Brathwaite, Fred	58	2945	167	3.4	22	22	5	1528	0.901	1
Riendeau, Vincent	41	1941	113	3.49	10	18	5	907	0.889	0
TOTALS	82	4920	300	3.66	32	40	10	2435	0.89	1

## 1997-98 SEASON SUMMARY (IHL)

## SCHEDULE AND RESULTS

#	DATE	OPPONENT	SC	RES	RECORD	SOG	#	DATE	OPPONENT	SC	RES	RECORD	SOG
1	Oct. 2	Chicago	0-3	L	0-1-0	29-38	42	Jan. 14	@ Long Beach	4-6	L	17-21-4	27-37
2	Oct. 4	@ Milwaukee	1-2	L	0-2-0	23-29	43	Jan. 16	@ Long Beach	2-3	L	17-22-4	34-27
3	Oct. 9	Kansas City	4-3	W	1-2-0	24-38	44	Jan. 17	@ Utah	1-6	L	17-23-4	33-43
4	Oct. 11	@ Milwaukee	4-1	W	2-2-0	18-32	45	Jan. 21	@ Detroit	3-6	L	17-24-4	29-33
5	Oct. 15	@ Orlando	3-2	W*	3-2-0	23-34	46	Jan. 23	Kansas City	3-2	W	18-24-4	25-44
6	Oct. 18	@ Orlando	2-5	L	3-3-0	34-40	47	Jan. 25	Kansas City	1-2	L	18-25-4	32-35
7	Oct. 22	Long Beach	4-5	L	3-4-0	27-35	48	Jan. 28	@ Cincinnati	3-2	W	19-25-4	28-32
8	Oct. 24	@ San Antonio	4-1	W	4-4-0	30-41	49	Jan. 30	@ Cleveland	2-6	L	19-26-4	44-38
9	Oct. 24	@ Houston	1-3	L	4-5-0	23-41	50	Jan. 31	@ Indianapolis	2-1	W	20-26-4	17-27
10	Oct. 29	@ Kansas City	7-2	W	5-5-0	29-31	51	Feb. 1	@ Indianapolis	2-8	L	20-27-4	30-40
11	Nov. 1	Orlando	1-4	L	5-6-0	43-28	52	Feb. 3	@ Las Vegas	2-3	SOL	20-27-5	26-24
12	Nov. 2	Orlando	5-2	W	6-6-0	39-25	53	Feb. 6	@ Utah	2-3	L	20-28-5	30-42
13	Nov. 4	Milwaukee	4-5	SOL	6-6-1	24-34	54	Feb. 7	@ Utah	2-0	W	21-28-5	25-39
14	Nov. 7	Kansas City	5-4	W*	7-6-1	28-31	55	Feb. 8	@ Las Vegas	3-2	W*	22-28-5	26-25
15	Nov. 10	Kansas City	3-4	L	7-7-1	27-30	56	Feb. 13	Utah	3-2	W	23-28-5	33-41
16	Nov. 12	@ Detroit	1-4	L	7-8-1	26-30	57	Feb. 14	Utah	9-2	W	24-28-5	41-30
17	Nov. 14	@ Grand Rapids	2-3	L	7-9-1	31-28	58	Feb. 18	@ Chicago	4-5	L	24-29-5	23-44
18	Nov. 15	@ Indianapolis	4-2	W	8-9-1	33-41	59	Feb. 20	Quebec	4-5	L	24-30-5	40-26
19	Nov. 18	@ Grand Rapids	2-6	L	8-10-1	26-27	60	Feb. 22	Quebec	4-1	W	25-30-5	32-27
20	Nov. 21	Grand Rapids	5-4	W	9-10-1	43-33	61	Feb. 24	@ Las Vegas	6-3	W	26-30-5	37-33
21	Nov. 23	Grand Rapids	2-4	L	9-11-1	42-26	62	Feb. 25	@ Long Beach	0-3	L	26-31-5	24-32
22	Nov. 26	@ Chicago	3-5	L	9-12-1	24-48	63	Feb. 27	@ Utah	2-0	W	27-31-5	29-34
23	Nov. 28	@ Kansas City	4-5	L	9-13-1	25-27	64	Mar. 1	Las Vegas	4-1	W	28-31-5	38-22
24	Nov. 29	@ Kansas City	0-6	L	9-14-1	27-29	65	Mar. 3	@ Grand Rapids	4-3	W*	29-31-5	21-23
25	Dec. 2	Quebec	3-4	SOL	9-14-2	32-41	66	Mar. 6	@ Michigan	3-4	SOL	29-31-6	24-39
26	Dec. 5	Las Vegas	5-2	W	10-14-2	26-30	67	Mar. 7	@ Michigan	6-2	W	30-31-6	37-39
27	Dec. 7	Las Vegas	0-1	L	10-15-2	30-28	68	Mar. 8	@ Milwaukee	5-1	W	31-31-6	28-23
28	Dec. 9	Chicago	1-2	L	10-16-2	33-22	69	Mar. 11	@ Quebec	4-5	SOL	31-31-7	28-30
29	Dec. 12	Detroit	1-4	L	10-17-2	34-22	70	Mar. 13	@ Quebec	4-3	W	32-31-7	35-49
30	Dec. 14	Detroit	4-2	W	11-17-2	24-25	71	Mar. 15	@ Cincinnati	3-2	W*	33-31-7	25-35
31	Dec. 19	Chicago	5-6	SOL	11-17-3	22-54	72	Mar. 19	Milwaukee	2-4	L	33-32-7	39-32
32	Dec. 21	Chicago	4-5	L	11-18-3	25-27	73	Mar. 21	Milwaukee	2-3	L	33-33-7	26-28
33	Dec. 26	Milwaukee	4-3	W	12-18-3	26-39	74	Mar. 22	Fort Wayne	2-3	L	33-34-7	36-31
34	Dec. 28	Milwaukee	4-4	SOL	12-18-4	27-34	75	Mar. 24	Fort Wayne	4-5	L	33-35-7	43-32
35	Dec. 31	Las Vegas	4-0	W	13-18-4	29-25	76	Mar. 28	San Antonio	7-0	W	34-35-7	45-22
36	Jan. 2	Las Vegas	6-5	W*	14-18-4	41-31	77	Mar. 29	San Antonio	8-2	W	35-35-7	51-24
37	Jan. 4	@ Chicago	2-3	L	14-19-4	20-33	78	Apr. 1	Michigan	6-1	W	36-35-7	28-35
38	Jan. 7	@ Chicago	4-1	W	15-19-4	31-38	79	Apr. 3	Michigan	4-3	W	37-35-7	38-31
39	Jan. 9	Kansas City	4-3	W*	16-19-4	37-20	80	Apr. 5	San Antonio	6-3	W	38-35-7	39-32
40	Jan. 10	@ Kansas City	5-0	W	17-19-4	20-39	81	Apr. 9	Houston	2-1	W*	39-35-7	32-30
41	Jan. 13	@ Milwaukee	2-3	L	17-20-4	33-31	82	Apr. 11	Houston	1-4	L	39-36-7	18-36

\* Game decided in a shootout • When two figures are given, Moose total is first

## INDIVIDUAL STATISTICS

PLAYER	POS	GP	G	A	PTS	+/-	PIM	SH	PCT	PLAYER	POS	GP	G	A	PTS	+/-	PIM	SH	PCT
Pankiewicz, Greg	RW	76	42	34	76	7	246	288	14.6	DeGray, Dale	D	15	0	7	7	2	16	33	0
Purdie, Brad	C	81	29	43	72	9	73	215	13.5	Girard, Rick	C	18	4	2	6	-10	2	28	14.3
Arniel, Scott	LW	79	28	42	70	9	84	156	17.9	Gilhen, Randy	C	22	4	2	6	-8	14	35	11.4
Intraniouvo, Ralph	LW	81	26	35	61	0	68	212	12.3	Thomlinson, Dave	LW	28	1	4	5	-4	22	33	3
Hauer, Brett	D	82	13	48	61	13	58	233	5.6	Ridley, Mike	C	4	2	2	4	4	0	5	40
Mongeau, Michel	C	43	12	22	34	7	24	74	16.2	Brathwaite, Fred	C	51	0	4	4	0	0	2	0
Bowler, Bill	C	30	9	25	34	15	30	45	20	Wilson, Steve	D	2	1	1	2	1	8	6	16.7
Frederick, Joe	RW	45	20	13	33	12	55	128	15.6	Williams, Jack	LW	4	1	1	2	2	0	4	25
Fearns, Kent	D	65	10	23	33	0	32	123	8.1	Dumont, Louis	C	5	0	2	2	-3	0	5	0
Chapman, Brian	D	77	3	25	28	17	159	152	2	Halverson, Trevor	LW	7	1	0	1	-2	20	8	12.5
Christie, Jason	RW	54	12	15	27	4	47	73	16.4	Johnson, Craig	RW	19	1	0	1	-1	57	7	14.3
Stewart, Michael	D	69	5	19	24	-11	133	141	3.5	Romaniuk, Russ	LW	5	0	1	1	0	8	5	0
Punchard, Brett	C	41	8	14	22	-1	31	68	11.8	Tok, Chris	D	10	0	1	1	-5	21	4	0
Roy, Jimmy	RW	61	8	10	18	-3	133	95	8.4	Crowe, Calvin	LW	1	0	0	0	0	17	0	0
Thomas, Scott	RW	26	12	4	16	4	8	61	19.7	Thompson, Scott	D	1	0	0	0	0	0	0	0
Parrott, Jeff	D	47	1	11	12	14	43	43	2.3	Elder, Brian	G	2	0	0	0	0	0	0	0
Kolesar, Mark	C	30	1	9	10	-2	29	40	2.5	Burkett, Michael	LW	3	0	0	0	-1	0	0	0
Secord, Brian	C	26	2	6	8	-6	54	34	5.9	LaForge, Marc	D	7	0	0	0	-1	43	3	0
Bicanek, Radim	D	42	1	7	8	-2	52	53	1.9	Hedberg, Johan	G	14	0	0	0	0	6	2	0
Ruark, Mike	D	71	1	7	8	-16	204	60	1.7	Parent, Rich	G	26	0	0	0	0	4	0	0
Martin, Craig	RW	30	4	3	7	4	202	10	40										

## GOALTENDER STATISTICS

GOALTENDER	GP	MIN	GA	GAA	W	L	T	SVS	%	SO
Brathwaite, Fred	51	2736	138	3.03	23	18	4	1354	0.908	1
Parent, Rich	26	1394	69	3.1	8	12	2	654	0.905	3
Hedberg, Johan	14	745	32	2.58	8	4	1	379	0.922	1
Elder, Brian	2	85	3	2.12	0	2	0	41	0.932	0
TOTALS	92	4920	254	3.1	39	36	7	2428	0.905	5

# 1998-99 SEASON SUMMARY (IHL)

## SCHEDULE AND RESULTS

#	DATE	OPPONENT	SC	RES	RECORD	SOG	#	DATE	OPPONENT	SC	RES	RECORD	SOG
1	Oct. 9	@ Orlando	6-4	W	1-0-0	21-25	42	Jan. 16	Orlando	3-4	L	23-13-6	42-28
2	Oct. 10	@ Orlando	4-3	W	2-0-0	18-34	43	Jan. 22	@ Utah	3-2	W	24-13-6	24-35
3	Oct. 16	Long Beach	2-6	L	2-1-0	22-23	44	Jan. 23	@ Utah	2-5	L	24-14-6	20-31
4	Oct. 17	Long Beach	3-1	W	3-1-0	30-44	45	Jan. 24	@ Long Beach	3-2	W	25-14-6	23-32
5	Oct. 23	@ Cincinnati	4-5	SOL	3-1-1	33-35	46	Jan. 26	@ Las Vegas	4-5	SOL	25-14-7	25-33
6	Oct. 24	@ Indianapolis	3-2	W	4-1-1	32-21	47	Jan. 29	Cincinnati	5-4	W	26-14-7	38-24
7	Oct. 29	Indianapolis	5-7	L	4-2-1	34-33	48	Jan. 30	Cincinnati	4-5	SOL	26-14-8	31-28
8	Oct. 31	Indianapolis	7-4	W	5-2-1	27-30	49	Feb. 5	Houston	5-3	W	27-14-8	29-25
9	Nov. 5	@ Indianapolis	2-3	L	5-3-1	36-23	50	Feb. 7	Houston	4-3	W*	28-14-8	33-24
10	Nov. 6	@ Cincinnati	6-3	W	6-3-1	32-32	51	Feb. 9	@ Detroit	3-1	W	29-14-8	14-32
11	Nov. 7	@ Fort Wayne	4-3	W*	7-3-1	31-21	52	Feb. 10	@ Cleveland	5-4	W	30-14-8	22-35
12	Nov. 10	Michigan	3-2	W	8-3-1	31-32	53	Feb. 12	Cleveland	2-3	SOL	30-14-9	24-28
13	Nov. 13	Chicago	3-4	SOL	8-3-2	26-33	54	Feb. 14	Cleveland	6-0	W	31-14-9	32-17
14	Nov. 14	Chicago	5-3	W	9-3-2	22-41	55	Feb. 16	@ Milwaukee	1-6	L	31-15-9	24-43
15	Nov. 18	Kansas City	3-4	SOL	9-3-3	29-18	56	Feb. 17	@ Houston	1-2	L	31-16-9	31-25
16	Nov. 20	Kansas City	5-2	W	10-3-3	17-37	57	Feb. 19	Detroit	1-4	L	31-17-9	37-28
17	Nov. 21	@ Chicago	4-3	W*	11-3-3	23-38	58	Feb. 21	Detroit	3-2	W*	32-17-9	27-31
18	Nov. 22	@ Cleveland	5-2	W	12-3-3	41-35	59	Feb. 24	@ Grand Rapids	3-2	W*	33-17-9	28-19
19	Nov. 27	Utah	2-1	W	13-3-3	22-33	60	Feb. 26	@ Cleveland	3-2	W*	34-17-9	31-40
20	Nov. 29	Utah	3-1	W	14-3-3	26-32	61	Feb. 27	@ Orlando	6-2	W	35-17-9	31-36
21	Dec. 2	Michigan	4-3	W	15-3-3	35-33	62	Feb. 28	@ Orlando	5-2	W	36-17-9	26-29
22	Dec. 4	Long Beach	4-2	W	16-3-3	19-33	63	Mar. 5	Kansas City	3-4	L	36-18-9	34-35
23	Dec. 6	Long Beach	1-2	L	16-4-3	18-25	64	Mar. 6	Kansas City	2-5	L	36-19-9	27-29
24	Dec. 9	Chicago	2-6	L	16-5-3	33-32	65	Mar. 12	@ Kansas City	2-3	L	36-20-9	38-22
25	Dec. 11	@ Utah	3-0	W	17-5-3	18-22	66	Mar. 13	@ Chicago	3-2	W*	37-20-9	26-41
26	Dec. 12	@ Utah	2-3	SOL	17-6-3	26-34	67	Mar. 17	Las Vegas	7-0	W	38-20-9	34-31
27	Dec. 15	@ Detroit	2-3	SOL	17-7-3	27-35	68	Mar. 19	Utah	3-4	SOL	38-20-10	28-18
28	Dec. 16	@ Milwaukee	2-4	L	17-8-3	28-23	69	Mar. 21	Utah	5-4	W	39-20-10	30-33
29	Dec. 18	Las Vegas	3-4	SOL	17-9-3	33-29	70	Mar. 23	Grand Rapids	5-2	W	40-20-10	21-33
30	Dec. 20	Las Vegas	4-2	W	18-9-3	34-25	71	Mar. 26	@ Houston	2-3	SOL	40-20-11	27-31
31	Dec. 22	Kansas City	1-2	L	18-10-3	28-33	72	Mar. 27	@ Houston	4-3	W*	41-20-11	23-33
32	Dec. 26	@ Detroit	1-5	L	18-11-3	30-38	73	Mar. 28	@ Detroit	2-3	SOL	41-20-12	12-29
33	Dec. 27	@ Detroit	2-3	L	18-12-3	31-43	74	Apr. 2	@ Chicago	2-3	SOL	41-20-13	33-30
34	Dec. 29	@ Grand Rapids	4-3	W	19-12-3	29-25	75	Apr. 3	@ Utah	2-3	SOL	41-20-14	19-24
35	Dec. 31	@ Kansas City	2-6	L	19-13-3	29-26	76	Apr. 6	@ Las Vegas	6-4	W	42-20-14	24-41
36	Jan. 2	@ Long Beach	5-2	W	20-13-3	23-33	77	Apr. 7	@ Long Beach	3-0	W	43-20-14	23-26
37	Jan. 3	@ Long Beach	2-3	L	20-14-3	25-31	78	Apr. 9	Michigan	1-3	L	43-21-14	36-34
38	Jan. 5	@ Las Vegas	2-1	W	21-14-3	27-33	79	Apr. 11	Michigan	2-1	W	44-21-14	24-25
39	Jan. 8	Utah	3-2	W	22-14-3	30-35	80	Apr. 14	Milwaukee	3-1	W	45-21-14	45-21
40	Jan. 10	Utah	3-1	W	23-14-3	19-40	81	Apr. 16	Chicago	3-1	W	46-21-14	32-22
41	Jan. 15	Orlando	2-3	L	23-15-3	34-22	82	Apr. 17	Chicago	4-1	W	47-21-14	30-35

\* Game decided in a shootout • When two figures are given, Moose total is first

## INDIVIDUAL STATISTICS

PLAYER	POS	GP	G	A	PTS	+/-	PIM	SH	PCT	PLAYER	POS	GP	G	A	PTS	+/-	PIM	SH	PCT
Bowler, Bill	C	82	26	67	93	-1	59	141	18.4	Kurtz, Justin	D	38	4	6	10	-5	40	43	9.3
Hauer, Brett	D	81	15	56	71	17	66	261	5.7	Brady, Neil	C	13	1	5	6	4	8	30	3.3
Thomas, Scott	RW	78	45	26	70	9	32	227	19.8	Colles, Bruce	LW	11	1	3	4	6	17	5.9	
Intranuovo, Ralph	LW	71	29	31	60	12	70	173	16.8	Winnes, Chris	C	11	2	0	2	-3	0	24	8.3
Tardif, Patrice	C	63	21	35	56	14	88	125	16.8	Shmyr, Jason	LW	57	1	1	2	0	227	16	6.3
MacDonald, Jason	RW	82	25	27	52	-7	283	167	15	Bronsard, Christian	G	33	0	2	2	0	6	0	0
Arnell, Scott	LW	70	16	35	51	-7	82	132	12.1	Shulmistra, Richard	G	44	0	2	2	0	0	0	0
Fearns, Kent	D	66	14	27	41	17	66	156	9	DuBois, Jonathan	C	2	1	0	1	2	0	1	100
Gordon, Rhett	RW	76	14	23	37	17	61	130	10.8	Rosati, Mike	G	8	0	1	1	0	0	0	0
Roy, Jimmy	RW	78	10	16	26	14	185	137	7.3	Landmesser, Derek	D	1	0	0	0	0	0	1	0
Bowen, Curt	LW	45	10	12	22	11	54	72	13.9	Majic, Xavier	C	1	0	0	0	0	0	0	0
Parrott, Jeff	D	82	2	18	20	13	82	65	3.1	Parsons, Don	RW	2	0	0	0	0	0	2	0
Cyrenne, Cory	C	46	4	14	18	5	18	60	6.7	Obsut, Jaroslav	D	2	0	0	0	0	0	5	0
Chapman, Brian	D	76	3	15	18	4	127	84	3.6	Brown, Bobby	C	2	0	0	0	0	0	0	0
Stewart, Michael	D	77	5	10	15	-4	136	108	4.6	Stauber, Robb	G	5	0	0	0	0	0	0	0
Kennedy, Sheldon	RW	24	7	7	14	-7	14	44	15.9	Perrault, Kelly	D	17	0	0	0	4	23	21	0
Ruark, Mike	D	53	5	6	11	6	179	47	10.6										

## GOALTENDER STATISTICS

GOALTENDER	GP	MIN	GA	GAA	W	L	T	SVS	%	SO
Rosati, Mike	8	479	16	2	5	1	2	236	0.937	1
Bronsard, Christian	33	1746	71	2.44	15	8	4	800	0.918	1
Shulmistra, Richard	44	2469	117	2.84	25	11	7	1153	0.908	2
Stauber, Robb	5	213	17	4.78	2	1	1	73	0.811	0
TOTALS	82	4920	236	2.88	47	21	14	2262	0.906	4



## 1999-00 SEASON SUMMARY (IHL)

## SCHEDULE AND RESULTS

#	DATE	OPPONENT	SC	RES	RECORD	SOG	#	DATE	OPPONENT	SC	RES	RECORD	SOG
1	Oct. 1	Chicago	5-1	W	1-0-0	27-28	42	Jan. 2	Grand Rapids	3-4	SOL	21-14-7	24-29
2	Oct. 3	Kansas City	6-3	W	2-0-0	33-40	43	Jan. 7	Detroit	1-2	SOL	21-14-8	30-28
3	Oct. 8	@ Detroit	2-5	L	2-1-0	25-34	44	Jan. 8	Detroit	5-3	W	22-14-8	43-24
4	Oct. 9	@ Orlando	2-3	SOL	2-1-1	18-37	45	Jan. 14	@ Milwaukee	3-1	W	23-14-8	25-45
5	Oct. 13	@ Cincinnati	4-2	W	3-1-1	29-31	46	Jan. 15	@ Chicago	4-6	L	23-15-5	29-30
6	Oct. 15	Cincinnati	2-3	SOL	3-1-2	35-41	47	Jan. 19	Milwaukee	4-1	W	24-15-8	26-26
7	Oct. 17	Chicago	3-5	L	3-2-2	44-21	48	Jan. 22	Orlando	6-5	W	25-15-8	21-32
8	Oct. 20	@ Utah	3-2	W	4-2-2	22-39	49	Jan. 23	Orlando	3-2	W	26-15-8	21-32
9	Oct. 22	Cleveland	3-4	SOL	4-2-3	33-44	50	Jan. 27	@ Detroit	3-1	W	27-15-8	23-31
10	Oct. 23	Cleveland	5-3	W	5-2-3	32-29	51	Jan. 28	@ Cleveland	2-3	L	27-16-8	26-32
11	Oct. 28	@ Grand Rapids	1-4	L	5-3-3	27-29	52	Jan. 29	@ Michigan	1-4	L	27-17-8	27-38
12	Oct. 29	@ Grand Rapids	1-2	L	5-4-3	34-30	53	Feb. 2	Kansas City	4-2	W	28-17-8	34-30
13	Oct. 30	@ Michigan	1-4	L	5-5-3	38-27	54	Feb. 5	Long Beach	1-4	L	28-18-8	39-29
14	Nov. 3	Utah	2-4	L	5-6-3	34-29	55	Feb. 6	Long Beach	1-2	SOL	28-18-9	22-31
15	Nov. 5	@ Cleveland	4-6	L	5-7-3	34-27	56	Feb. 9	@ Chicago	0-2	L	28-19-9	23-28
16	Nov. 6	@ Cleveland	2-1	W	6-7-3	38-27	57	Feb. 11	@ Orlando	4-5	SOL	28-19-10	23-33
17	Nov. 10	Michigan	7-5	W	7-7-3	46-26	58	Feb. 12	@ Orlando	3-4	SOL	28-19-11	25-23
18	Nov. 12	Michigan	2-1	W	8-7-3	25-30	59	Feb. 18	@ Houston	1-4	L	28-20-11	25-34
19	Nov. 14	Milwaukee	7-1	W	9-7-3	32-35	60	Feb. 19	@ Houston	2-0	W	29-20-11	21-25
20	Nov. 17	Detroit	5-3	W	10-7-3	35-18	61	Feb. 22	@ Cincinnati	4-1	W	30-20-11	23-36
21	Nov. 19	@ Kansas City	4-7	L	10-8-3	25-43	62	Feb. 25	Chicago	2-0	L	30-21-11	19-18
22	Nov. 20	@ Kansas City	1-4	L	10-9-3	26-36	63	Mar. 1	@ Utah	2-4	L	30-22-11	35-33
23	Nov. 23	@ Detroit	5-4	W	11-9-3	30-28	64	Mar. 3	Kansas City	0-1	L	30-23-11	37-16
24	Nov. 24	@ Cleveland	3-4	L	11-10-3	38-35	65	Mar. 4	Kansas City	6-2	W	31-23-11	29-27
25	Nov. 26	@ Kansas City	1-2	SOL	11-10-4	32-32	66	Mar. 7	@ Utah	5-4	W	32-23-11	33-36
26	Nov. 27	@ Chicago	3-2	W*	12-10-4	24-31	67	Mar. 8	@ Utah	2-3	L	32-24-11	27-25
27	Dec. 1	Houston	5-4	W*	13-10-4	26-39	68	Mar. 10	@ Utah	1-0	W	33-24-11	21-45
28	Dec. 3	Detroit	4-2	W	14-10-4	30-28	69	Mar. 17	Houston	2-3	SOL	33-24-12	26-30
29	Dec. 5	Kansas City	4-3	W	15-10-4	26-46	70	Mar. 18	Houston	2-3	SOL	33-24-13	32-26
30	Dec. 8	@ Kansas City	5-4	W*	16-10-4	12-48	71	Mar. 22	Chicago	2-3	SOL	33-24-14	19-33
31	Dec. 10	@ Houston	1-3	L	16-11-4	22-41	72	Mar. 24	@ Chicago	5-6	L	33-25-14	24-33
32	Dec. 11	Grand Rapids	1-4	L	16-12-4	19-38	73	Mar. 26	Kansas City	3-1	W	34-25-14	24-36
33	Dec. 12	Grand Rapids	1-2	L	16-13-4	31-24	74	Mar. 29	@ Long Beach	1-2	L	34-26-14	34-21
34	Dec. 15	@ Kansas City	3-2	W*	17-13-4	32-36	75	Mar. 31	@ Kansas City	0-3	L	34-27-14	15-21
35	Dec. 17	@ Chicago	2-1	W	18-13-4	16-46	76	Apr. 1	@ Long Beach	2-4	L	34-28-14	32-31
36	Dec. 18	@ Utah	3-2	W	19-13-4	19-28	77	Apr. 4	@ Utah	0-2	L	34-29-14	27-29
37	Dec. 19	@ Long Beach	1-3	L	19-14-4	24-31	78	Apr. 7	Michigan	3-0	W	35-29-14	29-27
38	Dec. 22	Michigan	3-2	W	20-14-4	32-24	79	Apr. 8	Michigan	3-2	W	36-29-14	23-39
39	Dec. 27	Chicago	2-3	SOL	20-14-5	21-28	80	Apr. 12	Utah	1-4	L	36-30-14	40-30
40	Dec. 29	Utah	3-4	SOL	20-14-6	35-34	81	Apr. 14	Long Beach	6-1	W	37-30-14	25-37
41	Dec. 31	Utah	3-2	W*	21-14-6	31-29	82	Apr. 15	Long Beach	1-5	L	37-31-14	29-29

\* Game decided in a shootout - When two figures are given, Moose total is first

## INDIVIDUAL STATISTICS

PLAYER	POS	GP	G	A	PTS	+/-	PIM	SH	PCT	PLAYER	POS	GP	G	A	PTS	+/-	PIM	SH	PCT
Bowler, Bill	C	75	20	42	62	0	59	119	16.8	Doull, Doug	LW	45	4	4	8	-2	184	19	21.1
Hauer, Brett	D	77	13	47	60	2	92	233	5.6	Pronger, Sean	C	14	3	5	8	-3	21	26	11.5
Bohonos, Lonny	C	63	18	33	51	0	45	179	10.1	Hancock, Quinn	RW	22	2	6	8	2	6	30	6.7
Montgomery, Jim	C	67	18	28	46	11	111	121	14.9	Parrott, Jeff	D	68	1	5	6	-7	48	5	1.8
Prokopec, Mike	RW	68	23	21	44	1	100	175	13.1	Burr, Shawn	LW	18	3	2	5	2	6	29	10.3
Chapman, Brian	D	80	7	30	37	-4	153	109	6.4	Spring, Corey	RW	8	2	2	4	-1	8	16	12.5
Fitzgerald, Rusty	C	53	18	15	33	8	31	116	15.5	Campbell, Jim	C	10	1	3	4	-5	10	23	4.3
Tardif, Patrice	C	50	12	18	30	1	70	92	13	Rochon, Patrick	D	1	0	1	1	1	0	1	0
Veilleux, Eric	C	73	14	13	27	-3	102	86	16.3	MacIntyre, Andy	LW	2	0	1	1	0	0	6	0
Roy, Jimmy	RW	74	12	9	21	-8	187	141	8.5	McCambridge, Keith	D	3	0	1	1	-2	4	0	0
Serov, Vlad	RW	51	11	9	20	14	76	145	7.6	Wallace, Buddy	C	8	0	1	1	-2	2	20	0
Rodgers, Marc	RW	34	8	10	18	-7	77	76	10.5	Calder, Shane	RW	1	0	0	0	0	0	0	0
Kurtz, Justin	D	66	3	15	18	4	94	92	3.3	Reznarsoff, Jessie	RW	1	0	0	0	0	0	1	0
Stewart, Michael	D	76	6	11	17	2	156	130	4.6	Kesa, Dan	RW	1	0	0	0	0	0	0	0
MacDonald, Jason	RW	30	5	10	15	-7	77	47	10.6	Salajko, Jeff	G	3	0	0	0	0	0	0	0
Cyrenne, Cory	C	30	5	9	14	1	13	49	10.2	Landmesser, Derek	D	10	0	0	0	-1	4	8	0
Hollinger, Terry	D	18	3	10	13	-1	4	35	8.6	Shapley, Larry	RW	18	0	0	0	-1	83	3	0
Ruark, Mike	D	75	5	7	12	3	261	73	6.8	Legace, Manny	G	42	0	0	0	0	6	1	0
Richter, Barry	D	19	5	4	9	1	6	50	10	Elliott, Jason	G	43	0	0	0	0	8	0	0

## GOALTENDER STATISTICS

GOALTENDER	GP	MIN	GA	GAA	W	L	T	SVS	%	SO
Legace, Manny	42	2409	104	2.59	17	18	5	1095	0.913	2
Elliott, Jason	43	2349	108	2.76	19	12	9	1187	0.917	1
Arsenault, Dave	0	0	0	0	0	0	0	0	0	0
Salajko, Jeff	3	139	5	2.16	1	1	0	69	0.932	0
TOTALS	82	4920	237	2.89	37	31	14	2351	0.908	3

# 2000-01 SEASON SUMMARY (IHL)

## SCHEDULE AND RESULTS

#	DATE	OPPONENT	SC	RES	RECORD	SOG	#	DATE	OPPONENT	SC	RES	RECORD	SOG
1	Oct. 6	@ Orlando	3-4	SOL	0-0-1	29-27	42	Jan. 23	@ Houston	4-5	SOL	25-11-6	31-41
2	Oct. 7	@ Cleveland	3-4	L	0-1-1	37-24	43	Jan. 24	@ Kansas City	3-0	W	26-11-6	32-34
3	Oct. 12	Houston	2-3	SOL	0-1-2	32-30	44	Jan. 25	@ Orlando	0-4	L	26-12-6	29-33
4	Oct. 14	Orlando	0-3	L	0-2-2	25-23	45	Jan. 27	Milwaukee	1-3	L	26-13-6	38-24
5	Oct. 18	@ Kansas City	5-3	W	1-2-2	25-21	46	Jan. 31	@ Chicago	0-3	L	26-14-6	30-20
6	Oct. 20	@ Grand Rapids	3-1	W	2-2-2	26-33	47	Feb. 2	Chicago	2-4	L	26-15-6	26-33
7	Oct. 21	@ Detroit	2-1	W	3-2-2	20-33	48	Feb. 4	Utah	0-2	L	26-16-6	28-30
8	Oct. 27	Cleveland	4-3	W*	4-2-2	26-33	49	Feb. 9	@ Orlando	0-1	L	26-17-6	30-22
9	Nov. 3	@ Houston	3-2	OTW	5-2-2	23-24	50	Feb. 10	@ Orlando	1-2	L	26-18-6	24-31
10	Nov. 4	@ Houston	2-1	OTW	6-2-2	17-19	51	Feb. 11	@ Cleveland	3-4	L	26-19-6	33-27
11	Nov. 11	Orlando	6-4	W	7-2-2	21-32	52	Feb. 14	Cleveland	4-1	W	27-19-6	35-28
12	Nov. 12	Orlando	4-2	W	8-2-2	33-30	53	Feb. 16	Cleveland	3-4	SOL	27-19-7	27-22
13	Nov. 15	Kansas City	4-2	W	9-2-2	25-36	54	Feb. 17	Detroit	2-1	W	28-19-7	31-20
14	Nov. 17	@ Grand Rapids	2-1	W*	10-2-2	37-23	55	Feb. 19	@ Cincinnati	4-1	W	29-19-7	32-26
15	Nov. 18	@ Chicago	2-3	L	10-3-2	31-26	56	Feb. 21	@ Milwaukee	1-7	L	29-20-7	26-32
16	Nov. 19	Grand Rapids	3-1	W	11-3-2	20-36	57	Feb. 24	@ Kansas City	3-0	W	30-20-7	32-35
17	Nov. 24	@ Kansas City	3-5	L	11-4-2	32-36	58	Feb. 25	@ Chicago	1-3	L	30-21-7	22-29
18	Nov. 25	@ Kansas City	6-4	W	12-4-2	41-24	59	Feb. 28	Cincinnati	5-4	W*	31-21-7	33-31
19	Dec. 1	Grand Rapids	3-1	W	13-4-2	27-21	60	Mar. 2	Cincinnati	7-6	W*	32-21-7	38-37
20	Dec. 2	Grand Rapids	2-3	L	13-5-2	33-37	61	Mar. 4	Houston	4-6	L	32-22-7	28-29
21	Dec. 6	Detroit	5-4	W*	14-5-2	38-27	62	Mar. 7	@ Grand Rapids	3-2	W	33-22-7	26-35
22	Dec. 8	Utah	1-2	L	14-6-2	52-20	63	Mar. 9	@ Houston	1-2	SOL	33-22-8	25-19
23	Dec. 9	Utah	2-1	W	15-6-2	39-26	64	Mar. 10	@ Milwaukee	2-3	OTL	33-22-9	33-25
24	Dec. 12	@ Cincinnati	2-5	L	15-7-2	38-31	65	Mar. 11	@ Cincinnati	2-9	L	33-23-9	36-46
25	Dec. 14	@ Detroit	3-4	SOL	15-7-3	43-20	66	Mar. 14	Kansas City	0-3	L	33-24-9	32-23
26	Dec. 16	@ Utah	2-1	W	16-7-3	32-37	67	Mar. 16	Kansas City	1-2	SOL	33-24-10	40-31
27	Dec. 19	@ Utah	4-2	W	17-7-3	31-36	68	Mar. 17	@ Utah	1-2	L	33-25-10	25-40
28	Dec. 21	Houston	5-1	W	18-7-3	34-27	69	Mar. 18	Utah	2-1	W*	34-25-10	32-32
29	Dec. 22	Houston	3-5	L	18-8-3	36-30	70	Mar. 21	Utah	3-4	L	34-26-10	32-25
30	Dec. 27	Detroit	10-3	W	19-8-3	33-24	71	Mar. 24	Houston	4-2	W	35-26-10	32-38
31	Dec. 29	Kansas City	5-4	W	20-8-3	52-24	72	Mar. 25	Houston	7-1	W	36-26-10	30-26
32	Dec. 31	Cincinnati	2-4	L	20-9-3	32-30	73	Mar. 28	@ Kansas City	3-4	L	36-27-10	29-35
33	Jan. 2	@ Milwaukee	1-2	OTL	20-9-4	39-27	74	Mar. 31	@ Milwaukee	1-2	SOL	36-27-11	33-29
34	Jan. 3	@ Chicago	7-5	W	21-9-4	30-41	75	Apr. 1	@ Houston	0-2	L	36-28-11	24-22
35	Jan. 5	@ Cleveland	4-2	W	22-9-4	35-35	76	Apr. 4	Cincinnati	3-1	W	37-28-11	26-19
36	Jan. 10	Chicago	1-3	L	22-10-4	33-24	77	Apr. 7	Cincinnati	4-2	W	38-28-11	40-14
37	Jan. 12	Chicago	2-1	W	23-10-4	28-29	78	Apr. 8	Kansas City	2-5	L	38-29-11	33-27
38	Jan. 13	Milwaukee	2-4	L	23-11-4	39-15	79	Apr. 10	@ Cincinnati	2-3	OTL	38-29-12	39-35
39	Jan. 17	@ Grand Rapids	0-1	SOL	23-11-5	36-33	80	Apr. 11	@ Chicago	1-6	L	38-30-12	32-31
40	Jan. 19	@ Utah	3-2	W	24-11-5	34-30	81	Apr. 14	Chicago	3-1	W	39-30-12	33-32
41	Jan. 20	@ Utah	2-1	W*	25-11-5	26-39	82	Apr. 15	Chicago	0-3	L	39-31-12	31-22

\* Game decided in a shootout • When two figures are given, Moose total is first

## INDIVIDUAL STATISTICS

PLAYER	POS	GP	G	A	PTS	+/-	PIM	SH	PCT	PLAYER	POS	GP	G	A	PTS	+/-	PIM	SH	PCT
Brule, Steve	C	78	21	48	69	-2	22	283	7.4	Cyrenne, Cory	C	15	2	5	7	0	8	11	18.2
Hauer, Brett	D	82	17	42	59	-15	52	233	7.3	Darling, Dion	D	72	0	7	7	-1	188	71	0
Kesa, Dan	RW	79	16	31	47	-10	48	102	15.7	Angelstad, Mel	LW	67	1	5	6	2	232	21	4.8
Fitzgerald, Rusty	C	77	30	15	45	-2	35	161	18.6	Olivier, Simon	D	17	1	3	4	3	18	42	2.4
Pronger, Sean	C	82	19	21	39	7	85	202	8.9	Dallas, Bobby	D	8	1	2	3	-3	2	11	9.1
Ast, Doug	C	82	15	23	38	-6	77	117	12.8	Morrow, Scott	LW	8	1	2	3	-4	6	21	4.8
Boucher, Philippe	D	45	10	22	32	1	39	201	5	Benazic, Cal	D	22	0	2	2	1	40	38	0
Roy, Jimmy	LW	77	18	13	31	6	150	174	10.3	Copley, Randy	LW	3	0	1	1	0	2	5	0
Kurtz, Justin	D	69	5	22	30	1	62	126	6.3	Rempel, Nathan	RW	12	0	1	1	-4	19	11	0
Chapman, Brian	D	82	8	21	26	17	126	113	4.4	Hedberg, Johan	G	46	0	1	1	0	10	0	0
Goneau, Daniel	LW	58	10	14	24	0	26	107	9.3	Miller, Aren	G	1	0	0	0	0	0	0	0
Thomas, Scott	RW	22	9	14	23	4	21	63	14.3	Briere, Steve	G	1	0	0	0	0	0	0	0
MacLean, John	RW	32	6	12	18	-12	28	93	6.5	Tropper, Marc	RW	1	0	0	0	-1	0	0	0
Richardson, Bruce	C	51	8	9	17	7	131	57	14	Moore, Barrie	LW	2	0	0	0	0	0	3	0
Young, B.J.	RW	33	8	7	15	0	47	89	9	Demmans, Trevor	D	4	0	0	0	-2	0	2	0
Leonov, Dmitri	LW	57	6	8	14	-8	67	77	7.8	Blanchard, Sean	D	7	0	0	0	0	4	10	0
Ruark, Mike	D	81	0	8	8	0	194	92	0	Salajko, Jeff	G	11	0	0	0	0	2	0	0
Podollan, Jason	RW	16	5	2	7	-1	10	37	13.5	Wregget, Ken	G	30	0	0	0	0	6	0	0

## GOALTENDER STATISTICS

GOALTENDER	GP	MIN	GA	GAA	W	L	T	SVS	%	SO
Salajko, Jeff	11	621	26	2.51	4	5	1	286	0.917	0
Hedberg, Johan	46	2697	115	2.58	23	13	7	1193	0.912	1
Wregget, Ken	30	1802	72	2.7	11	13	4	648	0.9	2
Miller, Aren	1	60	1	1	1	0	0	35	0.972	0
Briere, Steve	1	10	0	0	0	0	0	0	0	0
TOTALS	82	5006	230	2.76	39	31	12	2162	0.904	3

## 2021-02 SEASON SUMMARY (AHL)

## SCHEDULE AND RESULTS

#	DATE	OPPONENT	SC	RES	RECORD	SOG	#	DATE	OPPONENT	SC	RES	RECORD	SOG
1	Oct. 5	@ Saint John	1-3	L	0-1-0-0	18-30	41	Jan. 6	@ Chicago	6-3	W	21-17-1-2	34-31
2	Oct. 6	@ Saint John	2-4	L	0-2-0-0	38-28	42	Jan. 9	Milwaukee	4-3	W	22-17-1-2	31-37
3	Oct. 12	St. John's	3-4*	OTL	0-2-0-1	40-21	43	Jan. 11	@ Grand Rapids	1-3	L	22-18-1-2	25-26
4	Oct. 13	St. John's	5-1	W	1-2-0-1	39-33	44	Jan. 12	@ Milwaukee	3-5	L	22-19-1-2	43-36
5	Oct. 19	@ St. John's	4-0	W	2-2-0-1	39-38	45	Jan. 13	@ Chicago	5-4	W	23-19-1-2	44-30
6	Oct. 20	@ St. John's	0-4	L	2-3-0-1	29-22	46	Jan. 16	@ Grand Rapids	4-0	W	24-19-1-2	29-37
7	Oct. 24	Milwaukee	5-8	L	2-4-0-1	40-23	47	Jan. 18	@ Utah	4-3	W	25-19-1-2	40-27
8	Oct. 26	Saint John	2-3	OTL	2-4-0-2	20-32	48	Jan. 19	@ Utah	0-2	L	25-20-1-2	25-32
9	Oct. 27	Saint John	3-0	W	3-4-0-2	32-24	49	Jan. 22	Chicago	4-4	T	25-20-2-2	29-37
10	Nov. 2	@ Milwaukee	5-2	W	4-4-0-2	35-28	50	Jan. 23	Chicago	4-4	T	25-20-3-2	40-35
11	Nov. 3	@ Grand Rapids	1-7	L	4-5-0-2	33-33	51	Jan. 25	Milwaukee	2-4	L	25-21-3-2	31-21
12	Nov. 7	Quebec	5-4	W	5-5-0-2	37-20	52	Jan. 26	Milwaukee	3-1	W	26-21-3-2	27-36
13	Nov. 8	Quebec	6-4	W	6-5-0-2	40-25	53	Feb. 1	Hartford	6-2	W	27-21-3-2	31-24
14	Nov. 11	Utah	2-1	OTW	7-5-0-2	36-32	54	Feb. 2	Hartford	1-3	L	27-22-3-2	22-40
15	Nov. 13	@ Houston	4-2	W	8-5-0-2	24-28	55	Feb. 5	@ Quebec	2-3	L	27-23-3-2	36-26
16	Nov. 14	@ Houston	3-5	L	8-6-0-2	28-26	56	Feb. 8	@ St. John's	2-6	L	27-24-3-2	36-34
17	Nov. 16	Hamilton	4-5	L	8-7-0-2	35-29	57	Feb. 10	@ St. John's	4-7	L	27-25-3-2	48-21
18	Nov. 17	Hamilton	2-7	L	8-8-0-2	26-27	58	Feb. 16	St. John's	4-3	W	28-25-3-2	42-24
19	Nov. 23	Utah	7-1	W	9-8-0-2	38-28	59	Feb. 17	St. John's	5-4	W	29-25-3-2	33-33
20	Nov. 24	Utah	5-3	W	10-9-0-2	30-32	60	Feb. 22	@ Hamilton	5-6	OTL	29-25-3-2	36-33
21	Nov. 30	@ Saint John	5-1	W	11-8-0-2	22-42	61	Feb. 23	@ Hamilton	7-5	W	30-25-3-2	35-24
22	Dec. 1	@ Saint John	3-2	W	12-8-0-2	28-28	62	Feb. 27	Grand Rapids	1-2	L	30-26-3-2	25-31
23	Dec. 3	@ Quebec	1-2	L	12-9-0-2	32-24	63	Mar. 1	Quebec	1-5	L	30-27-3-2	40-26
24	Dec. 5	@ Quebec	5-4	W	13-9-0-2	43-17	64	Mar. 3	Quebec	3-5	L	30-28-3-2	32-24
25	Dec. 7	@ Utah	3-3	T	13-9-1-2	40-33	65	Mar. 8	Hamilton	4-3	W	31-28-3-2	26-22
26	Dec. 8	@ Utah	3-2	W	14-9-1-2	24-24	66	Mar. 10	Hamilton	1-3	L	31-29-3-2	27-25
27	Dec. 9	@ Houston	2-4	L	14-10-1-2	42-25	67	Mar. 13	@ Grand Rapids	1-2	L	31-30-3-2	26-23
28	Dec. 12	Chicago	1-5	L	14-11-1-2	48-18	68	Mar. 15	Grand Rapids	5-0	W	32-30-3-2	28-31
29	Dec. 14	Hamilton	7-3	W	15-11-1-2	47-24	69	Mar. 17	Saint John	5-2	W	33-30-3-2	24-28
30	Dec. 15	Hamilton	6-3	W	16-11-1-2	45-20	70	Mar. 20	Saint John	6-0	W	34-30-3-2	28-43
31	Dec. 19	Grand Rapids	2-3	L	16-12-1-2	24-33	71	Mar. 22	Houston	3-4	L	34-31-3-2	23-24
32	Dec. 21	Houston	4-6	L	16-13-1-2	25-34	72	Mar. 24	Houston	5-2	W	35-31-3-2	28-27
33	Dec. 22	Houston	3-5	L	16-14-1-2	27-32	73	Mar. 27	@ Milwaukee	2-1	W	36-31-3-2	28-28
34	Dec. 27	Chicago	4-0	W	17-14-1-2	27-36	74	Mar. 29	@ Hartford	1-0	W	37-31-3-2	20-27
35	Dec. 28	@ Houston	2-1	W	18-14-1-2	25-26	75	Mar. 30	@ Hartford	3-4	OTL	37-31-3-2	30-27
36	Dec. 29	@ Chicago	6-3	W	19-14-1-2	29-33	76	Apr. 1	@ Quebec	5-3	W	38-31-3-4	21-33
37	Dec. 31	Utah	2-3	L	19-15-1-2	25-32	77	Apr. 3	@ Chicago	5-4	OTW	39-31-3-4	26-37
38	Jan. 2	@ Hamilton	4-3	W	20-15-1-2	33-37	78	Apr. 5	@ Hamilton	2-2	T	39-31-4-4	34-35
39	Jan. 4	@ Hamilton	1-7	L	20-16-1-2	36-28	79	Apr. 6	@ Hamilton	3-4	L	39-32-4-4	25-29
40	Jan. 5	@ Milwaukee	3-6	L	20-17-1-2	34-37	80	Apr. 7	Grand Rapids	2-5	L	39-33-4-4	33-22

\* Game decided in a shootout • When two figures are given, Moose total is first

## INDIVIDUAL STATISTICS

PLAYER	POS	GP	G	A	PTS	+/-	PIM	SH	PCT	PLAYER	POS	GP	G	A	PTS	+/-	PIM	SH	PCT
Kariya, Steve	LW	67	25	37	62	0	48	179	14	Hay, Darrell	D	53	5	8	13	1	29	77	6.5
Savage, Andre	C	76	35	26	61	14	115	182	19.2	Tezikov, Alexei	D	28	5	6	11	-4	16	50	10
Ready, Ryan	LW	72	23	32	55	0	73	182	12.6	Druken, Harold	C	11	2	9	11	-5	4	16	12.5
Kurtz, Justin	D	52	10	29	39	-10	64	122	8.2	Bouck, Tyler	RW	20	4	4	8	-3	25	32	12.5
Roy, Jimmy	LW	73	16	22	38	22	167	122	13.1	Fedorov, Fedor	C	8	2	1	3	3	6	8	25
Reid, Brandon	C	60	18	19	37	2	6	125	14.4	Martynuk, Denis	LW	15	1	2	3	3	0	8	12.5
Holden, Josh	C	68	16	17	33	-1	187	165	9.7	Cabana, Paul	RW	4	0	1	1	1	4	4	0
Cipolla, Jason	C	67	12	21	33	-1	58	115	10.4	Bonni, Ryan	D	11	0	1	1	-6	33	12	0
Leeb, Brad	LW	60	17	15	32	-6	45	155	11	Auld, Alex	G	21	0	1	1	0	0	0	0
Kavanagh, Pat	RW	70	13	19	32	4	100	117	11.1	Brochu, Martin	G	29	0	1	1	0	2	0	0
Chapman, Brian	D	72	2	30	32	7	95	96	2.1	Michaud, Alfie	G	32	0	1	1	0	7	0	0
Vasiliyev, Herbert	RW	31	12	14	26	6	10	81	14.8	Darby, Regan	D	39	0	1	1	-2	196	26	0
Allen, Bryan	D	68	7	18	25	1	121	112	6.3	Swanson, Kevin	G	1	0	0	0	0	0	0	0
Komarniski, Zenith	D	77	5	20	25	0	153	150	3.3	Salajko, Jeff	G	1	0	0	0	0	0	0	0
Helmer, Bryan	D	34	6	18	24	18	69	76	7.9	Luciuk, Andrew	LW	1	0	0	0	0	0	0	0
Warriner, Todd	LW	30	7	13	20	-6	32	101	6.9	Greenough, Nick	RW	2	0	0	0	0	5	1	0
Morrison, Justin	RW	64	10	9	19	-7	37	85	11.8	Fichaud, Eric	G	5	0	0	0	0	0	0	0
Chubarov, Artem	C	19	7	12	19	8	4	55	12.7	Scissons, Jeff	C	7	0	0	0	-1	2	3	0
Brown, Mike	LW	31	7	9	16	1	155	47	14.9	Norrie, Jason	RW	7	0	0	0	-1	22	1	0
Vydareny, Rene	D	61	3	11	14	18	15	52	5.8										

## GOALTENDER STATISTICS

GOALTENDER	GP	MIN	GA	GAA	W	L	T	SVS	%	SO
Michaud, Alfie	32	1749	76	2.68	16	10	1	760	0.907	4
Fichaud, Eric	5	279	13	2.8	2	3	0	121	0.903	1
Swanson, Kevin	1	20	1	3	0	0	0	10	0.909	0
Brochu, Martin	29	1625	91	3.36	10	14	3	683	0.892	1
Auld, Alex	21	1104	65	3.53	11	9	0	483	0.891	1
Salajko, Jeff	1	40	6	9	0	1	0	16	0.727	0
TOTALS	80	4838	260	3.22	39	37	4	2073	0.889	7

# 2002-03 SEASON SUMMARY (AHL)

## SCHEDULE AND RESULTS

#	DATE	OPPONENT	SC	RES	RECORD	SOG	#	DATE	OPPONENT	SC	RES	RECORD	SOG
1	Oct. 11	Worcester	4-1	W	1-0-0-0	42-35	41	Jan. 11	Hartford	4-0	W	19-18-4-0	26-33
2	Oct. 12	Worcester	6-4	W	2-0-0-0	22-29	42	Jan. 15	@ San Antonio	1-2	L	19-18-4-0	24-32
3	Oct. 14	@ Lowell	3-2	W	3-0-0-0	33-32	43	Jan. 18	@ Houston	1-4	L	19-20-4-0	19-26
4	Oct. 18	@ Saint John	2-4	L	3-1-0-0	30-24	44	Jan. 19	@ Houston	1-6	L	19-21-4-0	25-42
5	Oct. 19	@ Saint John	2-4	L	3-2-0-0	34-25	45	Jan. 21	Saint John	2-1	W	20-21-4-0	14-36
6	Oct. 20	@ Portland	2-2	T	3-2-1-0	42-36	46	Jan. 22	Saint John	3-5	L	20-22-4-0	36-31
7	Oct. 22	@ St. John's	4-5	L	3-3-1-0	44-38	47	Jan. 24	Hamilton	5-3	W	21-22-4-0	29-17
8	Oct. 23	@ St. John's	1-4	L	3-4-1-0	41-35	48	Jan. 25	Hamilton	5-8	L	21-23-4-0	26-26
9	Oct. 25	Springfield	6-4	W	4-4-1-0	31-26	49	Jan. 28	Chicago	4-3	W	22-23-4-0	40-26
10	Oct. 26	Springfield	1-3	L	4-5-1-0	49-29	50	Jan. 29	Chicago	5-4	W	23-23-4-0	24-23
11	Oct. 30	@ Hartford	4-3	OTW	5-5-1-0	40-21	51	Jan. 31	@ Hamilton	2-3	L	23-24-4-0	42-26
12	Nov. 1	@ Portland	2-5	L	5-6-1-0	44-28	52	Feb. 1	@ Hamilton	3-2	OTW	24-24-4-0	30-28
13	Nov. 2	@ Worcester	6-7	L	5-7-1-0	25-37	53	Feb. 5	@ Manchester	2-2	T	24-24-5-0	26-38
14	Nov. 3	@ Lowell	5-3	W	6-7-1-0	44-32	54	Feb. 7	@ Manchester	1-5	L	24-25-5-0	37-31
15	Nov. 8	Lowell	3-1	W	7-7-1-0	30-32	55	Feb. 8	@ Springfield	3-3	T	24-25-6-0	39-32
16	Nov. 9	Lowell	2-1	W	8-7-1-0	24-31	56	Feb. 9	@ Providence	2-4	L	24-26-6-0	35-17
17	Nov. 12	@ Grand Rapids	0-4	L	8-8-1-0	15-37	57	Feb. 13	Hamilton	2-4	L	24-27-6-0	23-32
18	Nov. 15	San Antonio	2-2	T	8-8-2-0	35-30	58	Feb. 14	Hamilton	1-4	L	24-28-6-0	39-28
19	Nov. 16	San Antonio	2-2	T	8-8-3-0	33-26	59	Feb. 19	Houston	5-2	W	25-28-6-0	27-29
20	Nov. 22	Saint John	5-3	W	9-8-3-0	30-29	60	Feb. 21	Houston	3-3	T	25-28-7-0	31-35
21	Nov. 23	Saint John	4-3	W	10-8-3-0	19-32	61	Feb. 23	St. John's	5-2	W	26-28-7-0	20-33
22	Nov. 29	Utah	2-5	L	10-9-3-0	27-27	62	Feb. 25	St. John's	2-1	W	27-28-7-0	24-22
23	Nov. 30	Utah	2-4	L	10-10-3-0	48-29	63	Feb. 28	@ Saint John	4-2	W	28-28-7-0	28-36
24	Dec. 4	@ Hartford	1-3	L	10-11-3-0	32-34	64	Mar. 2	@ Hamilton	0-1	L	28-29-7-0	24-32
25	Dec. 6	@ Bridgeport	4-0	W	11-11-3-0	29-30	65	Mar. 5	@ Bridgeport	4-2	W	29-29-7-0	23-38
26	Dec. 7	@ Springfield	3-2	W	12-11-3-0	25-31	66	Mar. 7	@ Providence	5-1	W	30-29-7-0	32-30
27	Dec. 8	@ Worcester	5-2	W	13-11-3-0	32-37	67	Mar. 8	@ Saint John	3-0	W	31-29-7-0	17-41
28	Dec. 11	Manchester	1-2	L	13-12-3-0	29-20	68	Mar. 11	Milwaukee	6-3	W	32-29-7-0	36-26
29	Dec. 13	Manchester	4-3	L	14-12-3-0	24-32	69	Mar. 12	Milwaukee	2-3	L	32-30-7-0	31-30
30	Dec. 14	Grand Rapids	2-3	L	14-13-3-0	28-19	70	Mar. 14	Portland	2-1	W	33-30-7-0	33-35
31	Dec. 17	Grand Rapids	2-4	L	14-14-3-0	25-22	71	Mar. 16	Portland	2-2	T	33-30-8-0	27-41
32	Dec. 20	St. John's	1-3	L	14-15-3-0	29-26	72	Mar. 19	@ Milwaukee	2-0	W	34-30-8-0	25-29
33	Dec. 21	St. John's	4-2	W	15-15-3-0	44-26	73	Mar. 20	@ Grand Rapids	3-4	OTL	34-30-8-1	28-31
34	Dec. 28	Bridgeport	4-0	W	16-15-3-0	23-23	74	Mar. 22	@ Chicago	2-3	OTL	34-30-8-2	26-34
35	Dec. 31	Bridgeport	4-2	W	17-15-3-0	39-33	75	Mar. 23	@ Milwaukee	3-1	W	35-30-8-2	19-44
36	Jan. 2	@ Utah	4-0	W	18-15-3-0	38-20	76	Mar. 28	Providence	2-5	L	35-31-8-2	39-32
37	Jan. 4	@ Utah	2-6	L	18-16-3-0	28-26	77	Mar. 30	Providence	4-3	OTW	36-31-8-2	35-20
38	Jan. 5	@ San Antonio	1-1	T	18-16-4-0	32-24	78	Apr. 2	@ St. John's	2-4	L	36-32-8-2	37-34
39	Jan. 8	@ Chicago	2-4	L	18-17-4-0	27-37	79	Apr. 4	@ St. John's	3-2	OTW	37-32-8-2	48-27
40	Jan. 10	Hartford	1-2	L	18-18-4-0	26-20	80	Apr. 5	@ Hamilton	2-5	L	37-33-8-2	32-29

\* Game decided in a shootout • When two figures are given, Moose total is first

## INDIVIDUAL STATISTICS

PLAYER	POS	GP	G	A	PTS	+/-	PIM	SH	PCT	PLAYER	POS	GP	G	A	PTS	+/-	PIM	SH	PCT
Reid, Brandon	C	73	18	36	54	1	18	145	12.4	Nielsen, Chris	C	33	3	10	13	2	13	—	—
Ready, Ryan	LW	68	24	26	50	1	52	199	12.1	Hay, Darrell	D	43	3	10	13	3	29	66	4.5
King, Jason	RW	67	20	20	40	3	15	151	13.2	Herperger, Chris	C	15	6	6	12	-8	12	—	—
Kurtz, Justin	D	71	11	29	40	-3	65	150	7.3	Jokela, Mikko	D	32	3	7	10	0	17	—	—
Vasiljev, Herbert	RW	69	10	29	39	-8	30	168	5.9	Vydareny, Rene	D	71	8	8	10	-15	46	69	2.9
Baumgartner, Nolan	D	59	8	31	39	15	82	109	7.3	Goulet, Jason	C	23	1	2	3	1	2	14	7.1
Bouck, Tyler	RW	76	10	28	38	8	103	113	8.8	Lindgren, Mats	LW	4	0	1	1	-1	6	5	0
Helmer, Bryan	D	60	7	24	31	-10	82	147	4.8	Allen, Bryan	D	7	0	1	1	3	4	16	0
Kavanagh, Pat	RW	63	15	15	30	7	96	127	11.8	Moss, Tyler	G	42	0	1	1	0	20	0	0
Kariya, Steve	LW	38	14	14	28	-5	18	103	13.6	Skudra, Peter	G	1	0	0	0	0	0	0	0
Farkas, Jeff	C	39	11	14	25	-4	28	113	9.7	Minard, Mike	G	1	0	0	0	0	0	0	0
Komarniski, Zenith	LW	53	15	8	23	-6	94	127	11.8	Smith, Tim	F	3	0	0	0	-2	0	0	0
Fedorov, Fedor	C	50	10	13	23	-4	61	98	10.2	Shmyr, Jason	LW	4	0	0	0	0	2	2	0
Obsut, Jaroslav	D	60	6	13	19	5	59	93	6.5	Payette, Andre	LW	8	0	0	0	-1	67	1	0
Smith, Nathan	C	53	9	8	17	6	30	47	19.1	Martynuk, Denis	LW	8	0	0	0	-1	4	8	0
Chapman, Brian	D	60	3	14	17	6	65	65	4.6	Darby, Regan	D	10	0	0	0	-7	30	1	0
Morrison, Justin	RW	30	10	6	16	-3	13	54	18.5	St. Croix, Chris	D	10	0	0	0	0	12	10	0
Roy, Jimmy	LW	50	5	10	15	0	95	91	5.5	Auld, Alex	G	37	0	0	0	0	4	0	0
Craighead, John	RW	47	5	10	15	3	109	48	10.4										

## GOALTENDER STATISTICS

GOALTENDER	GP	MIN	GA	GAA	W	L	T	SVS	%	SO
Auld, Alex	37	2208	97	2.64	15	19	3	955	0.908	3
Moss, Tyler	42	2502	117	2.81	21	15	5	1166	0.908	3
Skudra, Peter	1	60	3	3	1	0	0	29	0.908	0
Minard, Mike	1	59	5	5.06	0	1	0	24	0.828	0
TOTALS	80	4863	228	2.82	37	35	8	2174	0.906	6



## 2003-04 SEASON SUMMARY (AHL)

## SCHEDULE AND RESULTS

#	DATE	OPPONENT	SC	RES	RECORD	SOG	#	DATE	OPPONENT	SC	RES	RECORD	SOG
1	Oct. 11	St. John's	4-5	L	0-1-0-0	26-32	41	Jan. 9	@ Rochester	3-2	W	16-18-6-1	25-32
2	Oct. 13	St. John's	6-2	W	1-1-0-0	33-24	42	Jan. 10	@ Hamilton	0-6	L	16-18-6-1	25-46
3	Oct. 15	@ Milwaukee	1-1	T	1-1-1-0	24-37	43	Jan. 11	@ Rochester	1-2	L	16-20-6-1	26-30
4	Oct. 16	@ Chicago	3-4	OTL	1-1-1-1	26-41	44	Jan. 14	@ Grand Rapids	3-3	T	16-20-7-1	27-32
5	Oct. 18	@ St. John's	1-3	L	1-2-1-1	35-27	45	Jan. 16	@ Cincinnati	3-4	OTL	16-20-7-2	31-36
6	Oct. 19	@ St. John's	4-1	W	2-2-1-1	41-35	46	Jan. 17	@ Chicago	1-5	L	16-22-7-2	20-41
7	Oct. 22	Hamilton	1-2	L	2-3-1-1	26-27	47	Jan. 23	Toronto	0-4	L	16-22-7-2	24-27
8	Oct. 24	Hamilton	0-5	L	2-4-1-1	23-34	48	Jan. 24	Toronto	4-2	W	17-22-7-2	34-23
9	Oct. 26	Binghamton	1-3	L	2-5-1-1	23-24	49	Jan. 30	Houston	2-5	L	17-23-7-2	34-26
10	Oct. 28	Binghamton	2-2	T	2-5-2-1	40-19	50	Jan. 31	Houston	7-2	W	18-23-7-2	36-30
11	Oct. 31	@ San Antonio	2-3	L	2-6-2-1	33-27	51	Feb. 5	@ Cleveland	5-2	W	19-23-7-2	31-28
12	Nov. 2	@ Houston	1-2	L	2-7-2-1	14-30	52	Feb. 6	@ Rochester	4-1	W	20-23-7-2	24-29
13	Nov. 4	@ Houston	3-1	W	3-7-2-1	38-28	53	Feb. 7	@ Cleveland	1-5	L	20-24-7-2	26-34
14	Nov. 5	@ San Antonio	1-4	L	3-8-2-1	41-21	54	Feb. 11	@ Milwaukee	1-5	L	20-25-7-2	19-41
15	Nov. 7	Chicago	1-2	L	3-9-2-1	34-20	55	Feb. 13	@ Grand Rapids	0-4	L	20-26-7-2	22-23
16	Nov. 8	Chicago	3-3	T	3-9-3-1	29-28	56	Feb. 14	@ Cincinnati	1-3	L	20-27-7-2	32-27
17	Nov. 12	@ Utah	2-5	L	3-10-3-1	21-28	57	Feb. 15	@ Hamilton	2-4	L	20-28-7-2	22-37
18	Nov. 15	@ Utah	3-1	W	4-10-3-1	30-26	58	Feb. 20	San Antonio	5-0	W	21-28-7-2	27-37
19	Nov. 21	Cincinnati	4-2	W	5-10-3-1	36-29	59	Feb. 21	San Antonio	3-2	W	22-28-7-2	23-38
20	Nov. 22	Cincinnati	2-1	W	6-10-3-1	27-31	60	Feb. 24	Albany	2-2	T	22-28-8-2	29-32
21	Nov. 29	Toronto	2-4	L	6-11-3-1	33-27	61	Feb. 25	Albany	3-2	OTW	23-28-8-2	42-18
22	Nov. 30	Toronto	3-1	W	7-11-3-1	29-24	62	Feb. 29	Milwaukee	3-6	L	23-29-8-2	38-29
23	Dec. 5	Rochester	4-3	OTW	8-11-3-1	43-39	63	Mar. 2	Milwaukee	3-0	W	24-29-8-2	45-26
24	Dec. 6	Rochester	1-3	L	8-12-3-1	22-26	64	Mar. 5	Syracuse	4-4	T	24-29-9-2	34-36
25	Dec. 10	@ Binghamton	3-0	W	9-12-3-1	29-34	65	Mar. 6	Syracuse	0-1	L	24-30-9-2	50-9
26	Dec. 12	@ Syracuse	5-4	OTW	10-12-3-1	29-22	66	Mar. 10	Cleveland	0-0	T	24-30-10-2	20-21
27	Dec. 13	@ Cleveland	2-7	L	10-13-3-1	39-44	67	Mar. 12	Cleveland	5-1	W	25-30-10-2	39-32
28	Dec. 14	@ Hamilton	2-4	L	10-14-3-1	25-31	68	Mar. 13	@ Toronto	0-3	L	25-31-10-2	29-38
29	Dec. 16	@ Cleveland	6-1	W	11-14-3-1	34-31	69	Mar. 15	@ Hamilton	2-5	L	25-32-10-2	30-35
30	Dec. 17	@ Albany	2-0	W	12-14-3-1	23-26	70	Mar. 16	@ Albany	3-0	W	26-32-10-2	22-26
31	Dec. 19	Grand Rapids	3-0	W	13-14-3-1	19-27	71	Mar. 18	@ Toronto	3-2	W	27-32-10-2	39-38
32	Dec. 19	Grand Rapids	3-4	L	13-15-3-1	26-24	72	Mar. 19	@ Syracuse	5-4	OTW	28-32-10-2	32-40
33	Dec. 26	@ Toronto	3-4	L	13-16-3-1	31-25	73	Mar. 21	@ Rochester	2-5	L	28-33-10-2	26-42
34	Dec. 28	@ Toronto	4-4	T	13-16-4-1	26-29	74	Mar. 24	@ Binghamton	4-1	W	29-33-10-2	48-26
35	Dec. 29	Cleveland	4-2	W	14-16-4-1	44-24	75	Mar. 26	Rochester	3-1	W	30-33-10-2	39-34
36	Dec. 31	Cleveland	2-5	L	14-17-4-1	50-24	76	Mar. 28	Rochester	1-6	L	30-34-10-2	26-44
37	Jan. 2	Utah	3-3	T	14-17-5-1	38-24	77	Apr. 2	St. John's	7-4	W	31-34-10-2	34-38
38	Jan. 3	Utah	4-2	W	15-17-5-1	38-19	78	Apr. 4	St. John's	5-5	T	31-34-11-2	33-54
39	Jan. 6	@ St. John's	2-4	L	15-18-5-1	33-29	79	Apr. 8	Hamilton	1-6	L	31-35-11-2	18-37
40	Jan. 7	@ St. John's	3-3	T	15-18-6-1	38-36	80	Apr. 10	Hamilton	6-3	W	32-35-11-2	37-33

\* Game decided in a shootout • When two figures are given, Moose total is first

## INDIVIDUAL STATISTICS

PLAYER	POS	GP	G	A	PTS	+/-	PIM	SH	PCT	PLAYER	POS	GP	G	A	PTS	+/-	PIM	SH	PCT
Reid, Brandon	C	73	19	39	58	2	20	172	11	Kesler, Ryan	F	33	3	8	11	-4	29	77	3.9
Kavanagh, Pat	RW	73	23	22	45	3	69	173	13.3	Grenier, Martin	D	38	5	4	9	6	145	38	13.2
Fedorov, Fedor	C	58	23	16	39	-8	52	135	17	Eakins, Dallas	D	64	1	7	8	0	68	49	2
Obst, Jaroslav	D	65	11	26	37	9	42	152	7.2	Varlamov, Sergei	LW	12	4	2	6	-3	10	-	-
Morrison, Justin	RW	66	18	18	36	3	27	134	13.4	St. Croix, Chris	D	12	1	1	2	-1	8	8	12.5
Pronger, Sean	C	68	17	15	32	0	68	-	-	Biekas, Kevin	D	4	0	2	2	1	2	3	0
Roy, Jimmy	D	74	7	25	32	-15	62	96	7.3	Moss, Tyler	G	32	0	2	2	0	9	0	0
Baumgartner, Nolan	LW	78	13	16	29	-9	186	159	8.2	Blouin, Sylvain	LW	11	1	0	1	4	22	-	-
Boucek, Tyler	D	55	6	21	27	-2	101	100	6	Schultz, Jesse	D	2	0	1	1	-1	0	1	0
Ready, Ryan	RW	48	11	14	25	-3	100	108	10.2	Lehoucq, Jason	C	1	0	0	0	-1	2	0	0
King, Jason	LW	64	7	18	25	-16	55	151	4.6	Smith, Tim	F	1	0	0	0	0	0	0	0
Smith, Nathan	C	76	4	16	20	-13	71	97	4.1	Cabana, Paul	RW	1	0	0	0	0	0	0	0
Moizis, Tomas	D	63	5	13	18	-11	50	127	3.9	Hedberg, Johan	G	2	0	0	0	0	2	0	0
Nolan, Brandon	C	48	7	10	17	-6	18	55	12.7	Burrows, Alexandre	LW	2	0	0	0	0	0	0	0
Jokela, Mikko	D	78	5	10	15	-11	52	123	4.1	Komarniski, Zenith	LW	10	0	0	0	-2	35	29	0
Sarmo, Peter	C	23	5	9	14	-8	6	-	-	McVicar, Rob	G	10	0	0	0	0	0	0	0
Vydaryns, Rene	D	50	2	10	12	-6	16	41	4.9	Brookbank, Wade	D	4	0	0	0	0	12	-	0
Nielsen, Chris	C	72	4	7	11	-1	21	94	4.3	Auld, Alex	G	40	0	0	0	0	4	0	0

## GOALTENDER STATISTICS

GOALTENDER	GP	MIN	GA	GAA	W	L	T	SVS	%	SO
Auld, Alex	40	2329	99	2.55	18	16	4	1071	0.915	4
Moss, Tyler	32	1892	91	2.9	10	16	5	789	0.897	3
McVicar, Rob	10	513	25	2.92	4	3	2	264	0.913	0
Hedberg, Johan	2	124	9	4.32	0	2	0	68	0.883	0
TOTALS	80	4875	232	2.85	32	37	11	2192	0.904	7

# 2004-05 SEASON SUMMARY (AHL)

## SCHEDULE AND RESULTS

#	DATE	OPPONENT	SC	RES	RECORD	SOG	#	DATE	OPPONENT	SC	RES	RECORD	SOG
1	Oct. 13	@ Wilkes-Barre	6-3	W	1-0-0-0	25-19	41	Jan. 18	Wilkes-Barre	4-5	SOL	27-10-3	22-26
2	Oct. 15	@ Rochester	7-2	W	2-0-0-0	27-30	42	Jan. 20	Wilkes-Barre	3-2	SOW	28-10-3	28-34
3	Oct. 16	@ Cleveland	6-4	W	3-0-0-0	36-26	43	Jan. 21	@ Edmonton	1-3	L	28-11-3	26-39
4	Oct. 17	@ Hamilton	3-4	L	3-1-0-0	36-29	44	Jan. 23	@ Edmonton	3-1	W	29-11-3	34-27
5	Oct. 22	Edmonton	0-3	L	3-2-0-0	26-25	45	Jan. 28	@ Utah	3-4	SOL	29-11-4	33-26
6	Oct. 23	Edmonton	4-5	L	3-3-0-0	21-37	46	Jan. 29	@ Utah	3-2	SOL	29-11-5	38-36
7	Oct. 25	@ St. John's	3-1	W	4-3-0-0	30-26	47	Jan. 31	Grand Rapids	2-0	W	30-11-5	27-18
8	Oct. 26	@ St. John's	2-4	L	4-4-0-0	35-31	48	Feb. 1	Grand Rapids	1-5	L	30-12-5	36-17
9	Oct. 29	@ Rochester	3-2	OTW	5-4-0-0	30-40	49	Feb. 4	San Antonio	2-3	SOL	30-12-6	28-27
10	Oct. 30	@ Binghamton	5-3	W	6-4-0-0	28-46	50	Feb. 5	San Antonio	5-1	W	31-12-6	28-23
11	Oct. 31	@ Hamilton	2-1	W	7-4-0-0	33-33	51	Feb. 11	@ St. John's	4-3	SOW	32-12-6	38-30
12	Nov. 4	Utah	2-1	W	8-4-0-0	45-30	52	Feb. 12	@ St. John's	1-6	L	32-13-6	30-40
13	Nov. 6	Utah	1-2	SOL	8-4-0-1	37-27	53	Feb. 18	Edmonton	3-2	OTW	33-13-6	29-20
14	Nov. 11	@ Cleveland	2-3	SOL	8-4-0-2	30-37	54	Feb. 19	Edmonton	2-1	W	34-13-6	25-30
15	Nov. 12	@ Cincinnati	4-2	W	9-4-0-2	26-27	55	Feb. 23	@ Wilkes-Barre	1-2	L	34-14-6	31-30
16	Nov. 13	@ Cincinnati	2-1	W	10-4-0-2	27-37	56	Feb. 24	@ Syracuse	3-5	L	34-15-6	42-24
17	Nov. 17	St. John's	4-2	W	11-4-0-2	42-38	57	Feb. 26	@ Hamilton	2-4	L	34-16-6	45-34
18	Nov. 19	St. John's	3-5	L	11-5-0-2	35-25	58	Mar. 5	Rochester	4-5	L	34-17-6	41-24
19	Nov. 27	Milwaukee	2-1	OTW	12-5-0-2	30-41	59	Mar. 6	Rochester	4-5	OTL	34-17-6	19-26
20	Nov. 28	Milwaukee	3-4	L	12-6-0-2	26-25	60	Mar. 9	@ Grand Rapids	4-2	W	35-17-6	26-32
21	Nov. 30	Cincinnati	4-2	W	13-6-0-2	33-21	61	Mar. 11	@ Grand Rapids	2-3	OTL	35-17-6	28-33
22	Dec. 2	Cincinnati	4-1	W	14-6-0-2	26-20	62	Mar. 12	@ Chicago	0-1	L	35-18-6	21-25
23	Dec. 4	Binghamton	1-4	L	14-7-0-2	24-21	63	Mar. 13	@ Chicago	2-5	L	35-19-6	39-25
24	Dec. 5	Binghamton	5-4	W	15-7-0-2	29-28	64	Mar. 15	@ Milwaukee	1-2	SOL	35-19-7	27-51
25	Dec. 10	@ Edmonton	3-2	W	16-7-0-2	30-40	65	Mar. 17	@ Milwaukee	5-2	W	36-19-7	23-32
26	Dec. 12	@ Edmonton	3-2	W	17-7-0-2	24-35	66	Mar. 19	Houston	8-1	W	37-19-7	26-26
27	Dec. 17	Hamilton	3-4	L	17-8-0-2	30-33	67	Mar. 20	Houston	2-0	W	38-19-7	37-21
28	Dec. 18	Hamilton	4-2	W	18-8-0-2	22-25	68	Mar. 24	St. John's	6-4	W	39-19-7	32-25
29	Dec. 27	@ Cleveland	4-0	W	19-8-0-2	33-30	69	Mar. 26	St. John's	2-7	L	39-20-7	27-37
30	Dec. 28	@ Cleveland	2-3	OTL	19-9-1-2	21-45	70	Mar. 30	@ Hamilton	1-2	L	39-21-7	26-53
31	Dec. 31	Chicago	3-4	L	19-9-1-2	27-29	71	Apr. 1	@ Syracuse	3-2	OTW	40-21-7	38-30
32	Jan. 1	Chicago	6-0	W	20-9-1-2	32-25	72	Apr. 2	@ Binghamton	3-4	L	40-22-7	26-39
33	Jan. 4	Cleveland	3-2	W	21-9-1-2	31-19	73	Apr. 5	Syracuse	3-1	W	41-22-7	32-25
34	Jan. 5	Cleveland	3-0	W	22-9-1-2	24-23	74	Apr. 6	Syracuse	3-4	L	41-23-7	38-19
35	Jan. 8	Edmonton	2-3	L	22-10-1-2	36-27	75	Apr. 9	Hamilton	1-4	L	41-24-7	32-14
36	Jan. 9	Edmonton	2-1	SOW	23-10-1-2	34-18	76	Apr. 10	Hamilton	1-4	L	41-25-7	22-15
37	Jan. 11	@ San Antonio	6-3	W	24-10-1-2	30-24	77	Apr. 12	@ Edmonton	3-2	W	42-25-7	30-21
38	Jan. 13	@ San Antonio	3-0	W	25-10-1-2	25-21	78	Apr. 13	@ Edmonton	2-3	L	42-26-7	35-30
39	Jan. 14	@ Houston	3-2	W	26-10-1-2	21-40	79	Apr. 15	Cleveland	7-2	W	43-26-7	29-19
40	Jan. 16	@ Houston	3-1	W	27-10-1-2	39-22	80	Apr. 16	Cleveland	3-2	W	44-26-7	39-13

\* Game decided in a shootout - When two figures are given, Moose total is first

## INDIVIDUAL STATISTICS

PLAYER	POS	GP	G	A	PTS	+/-	PIM	SH	PCT	PLAYER	POS	GP	G	A	PTS	+/-	PIM	SH	PCT
Sarno, Peter	C	80	16	66	82	11	53	114	0.14	Nolan, Brandon	C	48	4	8	12	8	16	47	0.85
Goren, Lee	RW	79	32	30	62	24	117	241	0.133	DiPenta, Joe	D	73	2	10	12	18	48	59	0.34
Kesler, Ryan	F	78	30	27	57	22	105	202	0.149	Brookbank, Wade	D	68	0	10	10	2	285	32	0
King, Jason	LW	59	26	27	53	1	22	212	0.123	Jaffray, Jason	LW	14	4	4	8	7	6	-	-
Heerema, Jeff	RW	80	14	31	45	9	67	187	0.75	Groulx, Danny	D	16	2	5	7	5	16	-	-
Green, Josh	LW	67	21	19	40	6	72	180	0.117	Aitken, Johnathan	D	46	1	6	7	4	101	58	0.17
Bleksa, Kevin	D	80	12	27	39	21	192	189	0.63	Smith, Tim	F	29	4	0	4	1	6	15	0.267
Baumgartner, Nolan	D	78	9	30	39	-5	51	150	0.6	Pecker, Cory	RW	12	1	1	2	-2	8	-	-
Mojzis, Tomas	D	80	7	23	30	1	62	153	0.46	Rypien, Rick	C	8	1	1	2	0	5	8	0.125
Burrows, Alexandre	LW	72	9	17	26	3	107	83	0.108	Auld, Alex	G	50	0	2	2	0	2	0	0
Schultz, Jesse	D	70	9	15	24	-1	33	69	0.13	Flaherty, Wade	G	36	0	2	2	0	0	0	0
Morrison, Justin	RW	71	11	10	21	1	33	102	0.108	Amadio, Greg	D	1	0	0	0	0	4	0	0
Roy, Jimmy	LW	50	10	7	17	5	187	60	0.167	Zultke, Matt	LW	1	0	0	0	0	2	0	0
Koltsov, Kirill	D	28	3	14	17	3	42	34	0.88	Lehoux, Jason	LW	3	0	0	0	0	15	0	0
Smith, Nathan	C	72	7	9	16	-11	67	71	0.99	Fitzpatrick, Chance	F	6	0	0	0	0	12	5	0
Huskins, Kent	D	65	5	11	16	-4	41	61	0.82	McVicar, Rob	G	1	0	0	0	0	0	0	0

## GOALTENDER STATISTICS

GOALTENDER	GP	MIN	GA	GAA	W	L	T	SVS	%	SO
Flaherty, Wade	36	2009	78	2.33	19	10	3	673	0.918	4
Auld, Alex	50	2763	118	2.56	25	18	4	1178	0.909	2
McVicar, Rob	1	61	3	2.92	0	1	0	4	0.933	0
TOTALS	80	4861	210	2.59	44	36	7	2093	0.909	6

## 2005-06 SEASON SUMMARY (AHL)

## SCHEDULE AND RESULTS

#	DATE	OPPONENT	SC	RES	RECORD	SOG	#	DATE	OPPONENT	SC	RES	RECORD	SOG
1	Oct. 7	@ Peoria	3-4	L	0-1-0-0	32-37	41	Jan. 8	@ Cleveland	4-5	OTL	23-13-3-2	34-36
2	Oct. 8	@ Peoria	1-2	L	0-2-0-0	26-28	42	Jan. 13	Philadelphia	3-1	W	24-13-3-2	27-15
3	Oct. 12	@ Omaha	2-1	W	1-2-0-0	27-27	43	Jan. 14	Philadelphia	2-0	W	25-13-3-2	21-42
4	Oct. 14	@ Milwaukee	1-0	W	2-2-0-0	18-39	44	Jan. 20	Hamilton	4-2	W	26-13-3-2	29-19
5	Oct. 15	@ Chicago	3-1	W	3-2-0-0	20-28	45	Jan. 21	Hamilton	4-1	W	27-13-3-2	38-25
6	Oct. 20	Peoria	6-1	W	4-2-0-0	29-24	46	Jan. 25	@ Philadelphia	3-1	W	28-13-3-2	29-25
7	Oct. 21	Peoria	0-4	L	4-3-0-0	16-32	47	Jan. 27	@ Rochester	2-1	OTW	29-13-3-2	31-29
8	Oct. 27	Cleveland	5-4	W	5-3-0-0	35-25	48	Jan. 28	@ Syracuse	3-5	L	29-14-3-2	39-34
9	Oct. 29	Cleveland	4-0	W	6-3-0-0	24-27	49	Jan. 29	@ Hamilton	4-5	SOL	29-14-3-2	40-35
10	Nov. 2	@ San Antonio	2-0	W	7-3-0-0	29-15	50	Feb. 3	Iowa	3-2	W	30-14-3-3	27-30
11	Nov. 4	@ Houston	3-2	SOW	8-3-0-0	30-26	51	Feb. 4	Iowa	5-2	W	31-14-3-3	32-25
12	Nov. 5	@ San Antonio	5-1	W	9-3-0-0	26-21	52	Feb. 10	Omaha	1-4	L	31-15-3-3	34-20
13	Nov. 6	@ Houston	2-3	L	9-4-0-0	22-39	53	Feb. 11	Omaha	1-5	L	31-16-3-3	21-18
14	Nov. 11	@ Rochester	6-5	OTL	9-4-1-0	25-42	54	Feb. 14	@ Grand Rapids	5-3	W	32-16-3-3	18-31
15	Nov. 12	@ Cleveland	2-3	L	9-5-1-0	29-29	55	Feb. 17	@ Milwaukee	4-7	L	32-17-3-3	37-25
16	Nov. 15	@ Grand Rapids	4-5	SOL	9-6-1-1	22-54	56	Feb. 18	@ Grand Rapids	3-2	SOW	33-17-3-3	39-44
17	Nov. 17	Houston	5-4	W	10-6-1-1	38-34	57	Feb. 24	Wilkes-Barre	3-1	W	34-17-3-3	29-22
18	Nov. 18	Houston	2-3	L	10-6-1-1	25-34	58	Feb. 25	Wilkes-Barre	2-3	OTL	34-17-4-3	40-31
19	Nov. 22	Grand Rapids	2-4	L	10-7-1-1	25-35	59	Mar. 1	@ Chicago	5-2	W	35-17-4-3	27-41
20	Nov. 23	Grand Rapids	2-3	SOL	10-7-1-2	33-31	60	Mar. 3	@ Omaha	2-3	OTL	35-17-5-3	23-33
21	Nov. 25	@ Toronto	4-3	W	11-7-1-2	36-40	61	Mar. 4	@ Iowa	4-3	SOW	36-17-5-3	37-25
22	Nov. 26	@ Cleveland	3-0	W	12-7-1-2	17-15	62	Mar. 5	@ Iowa	1-3	L	36-18-5-3	34-36
23	Nov. 27	@ Cleveland	3-1	W	13-7-1-2	19-25	63	Mar. 10	@ Hamilton	1-2	OTL	36-18-6-3	34-36
24	Nov. 29	Hamilton	7-2	W	14-7-1-2	28-18	64	Mar. 11	@ Rochester	2-6	L	36-19-6-3	40-27
25	Nov. 30	Hamilton	4-3	W	15-7-1-2	29-21	65	Mar. 12	@ Toronto	5-2	W	37-19-6-3	29-33
26	Dec. 2	Rochester	5-6	L	15-8-1-2	38-32	66	Mar. 15	@ Grand Rapids	2-3	SOL	37-19-6-4	35-37
27	Dec. 3	Rochester	2-1	W	16-8-1-2	27-24	67	Mar. 17	Chicago	3-2	W	38-19-6-4	24-31
28	Dec. 7	@ Philadelphia	3-1	W	17-8-1-2	24-33	68	Mar. 18	Chicago	2-4	L	38-20-6-4	27-26
29	Dec. 9	@ Wilkes-Barre	3-1	W	18-8-1-2	21-28	69	Mar. 24	Milwaukee	1-4	L	38-21-6-4	25-13
30	Dec. 10	@ Wilkes-Barre	1-7	L	18-9-1-2	20-34	70	Mar. 25	Milwaukee	4-1	W	39-21-6-4	26-22
31	Dec. 13	Syracuse	5-2	W	19-9-1-2	21-20	71	Mar. 28	Toronto	3-4	SOL	39-21-6-5	33-29
32	Dec. 14	Syracuse	4-7	L	19-10-1-2	26-39	72	Mar. 29	Toronto	4-3	OTW	40-21-6-5	30-26
33	Dec. 16	San Antonio	2-3	L	19-11-1-2	22-21	73	Mar. 31	Grand Rapids	4-5	OTL	40-21-7-5	32-45
34	Dec. 17	San Antonio	1-0	W	20-11-1-2	34-30	74	Apr. 1	Grand Rapids	4-2	W	41-21-7-5	16-29
35	Dec. 29	Toronto	3-2	OTW	21-11-1-2	34-31	75	Apr. 4	@ Rochester	4-6	L	41-22-7-5	32-28
36	Dec. 31	Toronto	1-0	W	22-11-1-2	42-16	76	Apr. 7	@ Rochester	3-1	W	42-22-7-5	25-32
37	Jan. 2	Rochester	1-0	W	23-11-1-2	17-28	77	Apr. 8	@ Toronto	3-2	SOW	43-22-7-5	37-40
38	Jan. 3	Rochester	1-3	L	23-12-1-2	25-22	78	Apr. 9	@ Hamilton	3-4	L	43-23-7-5	30-29
39	Jan. 6	@ Toronto	4-5	OTL	23-12-2-2	38-27	79	Apr. 13	Cleveland	1-3	L	43-24-7-5	25-16
40	Jan. 7	@ Hamilton	2-3	L	23-13-2-2	34-31	80	Apr. 15	Cleveland	6-1	W	44-24-7-5	33-21

\* Game decided in a shootout • When two figures are given, Moose total is first

## INDIVIDUAL STATISTICS

PLAYER	POS	GP	G	A	PTS	+/-	PIM	SH	PCT	PLAYER	POS	GP	G	A	PTS	+/-	PIM	SH	PCT
Schultz, Jesse	RW	80	37	30	67	4	65	172	21.5	DeMone, James	D	55	1	8	9	-6	121	34	2.9
Darby, Craig	C	80	16	36	52	3	44	119	12.6	McIver, Nathan	D	66	1	6	7	18	155	28	3.6
Jaffray, Jason	LW	73	12	35	47	4	58	126	9.5	Keefe, Adam	F	31	3	2	5	1	158	20	15
Goren, Lee	RW	42	22	19	41	2	84	141	15.6	Doig, Jason	D	18	0	4	4	1	24	17	0
Bayda, Ryan	F	59	13	25	38	6	52	159	8.2	Faherty, Wade	G	49	0	3	3	0	6	0	0
Butenschoon, Sven	D	60	15	22	37	5	30	116	12.9	Craig, Matt	C	6	1	1	2	-1	2	11	9.1
King, Jason	LW	36	19	14	34	3	34	108	18.5	Kelman, Scott	C	3	0	2	2	-1	2	3	0
Green, Josh	F	35	7	24	31	0	33	95	7.4	Gherson, Robert	G	1	0	1	1	0	2	0	0
Burrows, Alexandre	RW	33	12	18	30	1	57	78	15.4	Kelly, Matt	C	3	0	1	1	0	0	1	0
Balej, Jozef	RW	39	14	15	29	3	20	109	12.8	Engman, Gustav	D	5	0	1	1	2	4	3	0
Skinner, Brett	D	65	4	21	25	-2	33	100	4	McVicar, Rob	G	6	0	1	1	0	2	0	0
Ryan, Prestin	D	64	11	12	23	0	63	145	7.6	Bouck, Tyler	RW	8	0	1	1	0	8	10	0
Bieksa, Kevin	D	23	3	17	20	3	71	51	5.9	Centomo, Sebastian	G	12	0	1	1	0	0	0	0
Mojzis, Tomas	D	37	5	13	18	0	52	80	6.3	Lutz, Nathan	D	1	0	0	0	0	0	0	0
Roy, Jimmy	LW	62	9	8	17	5	144	117	7.7	Smith, Jeff	LW	1	0	0	0	0	12	0	0
Rypien, Rick	C	49	9	6	15	-1	122	79	11.4	Chartier, Christian	D	1	0	0	0	0	2	0	0
Brown, Mike	RW	73	7	8	15	3	139	89	7.9	Czuy, Kelly	RW	3	0	0	0	0	0	2	0
Keane, Mike	RW	69	3	11	14	-8	66	72	4.2	Lysak, Brett	C	4	0	0	0	0	0	4	0
Fortunus, Maxime	D	76	3	10	13	6	36	58	5.2	Sloan, Tyler	D	4	0	0	0	-5	0	2	0
Nolan, Brandon	C	18	3	8	11	1	10	25	12	Moscevsky, Yuri	LW	12	0	0	0	-4	76	4	0
Bolduc, Alexandre	C	29	3	7	10	1	35	56	5.4	Bernier, Marc-Andre	RW	16	0	0	0	0	7	11	0
Smith, Nathan	C	20	5	4	9	-4	57	36	13.9	Ouellet, Maxime	G	16	0	0	0	0	0	0	0

## GOALTENDER STATISTICS

GOALTENDER	GP	MIN	GA	GAA	W	L	T	SVS	%	SO
Faherty, Wade	49	2622	113	2.4	26	17	4	1275	0.919	6
Ouellet, Maxime	16	945	46	2.92	9	7	0	386	0.894	0
Centomo, Sebastian	12	682	30	2.64	5	4	1	263	0.898	2
McVicar, Rob	6	336	17	3.03	3	3	0	155	0.901	0
Gherson, Robert	1	60	1	1	1	0	0	20	0.952	0
TOTALS	80	4868	217	2.67	44	36	5	2099	0.906	8

# 2006-07 SEASON SUMMARY (AHL)

## SCHEDULE AND RESULTS

#	DATE	OPPONENT	SC	RES	RECORD	SOG	#	DATE	OPPONENT	SC	RES	RECORD	SOG
1	Oct. 4	@ Wilkes-Barre	2-3	OTL	0-0-1-0	22-33	41	Jan. 5	Rochester	3-2	W	19-13-5-4	29-42
2	Oct. 6	@ Hamilton	3-5	L	0-1-1-0	32-29	42	Jan. 11	Hamilton	4-2	W	20-13-5-4	25-25
3	Oct. 7	@ Toronto	5-2	W	1-1-1-0	30-32	43	Jan. 12	Hamilton	3-0	W	21-13-5-4	19-17
4	Oct. 8	@ Rochester	3-6	L	1-2-1-0	20-37	44	Jan. 17	San Antonio	4-1	W	22-13-5-4	29-23
5	Oct. 13	Philadelphia	0-3	L	1-3-1-0	30-24	45	Jan. 19	San Antonio	2-5	L	22-14-5-4	34-31
6	Oct. 14	Philadelphia	2-1	W	2-3-1-0	29-13	46	Jan. 24	@ Wilkes-Barre	2-4	L	22-15-5-4	22-22
7	Oct. 20	@ Milwaukee	0-2	L	2-4-1-0	24-33	47	Jan. 26	@ Hamilton	0-1	OTL	22-16-5-4	32-31
8	Oct. 24	@ Chicago	7-4	W	3-4-1-0	32-28	48	Jan. 27	@ Hamilton	0-3	L	22-16-6-4	30-39
9	Oct. 26	Wilkes-Barre	2-3	SDL	3-4-1-1	19-32	49	Feb. 2	Chicago	2-3	OTL	22-16-7-4	36-25
10	Oct. 27	Wilkes-Barre	3-4	L	3-5-1-1	26-25	50	Feb. 3	Chicago	4-3	W	23-16-7-4	26-32
11	Nov. 3	@ Grand Rapids	0-4	L	3-6-1-1	23-28	51	Feb. 9	Syracuse	3-2	SOW	24-16-7-4	25-32
12	Nov. 4	@ Grand Rapids	4-5	SDL	3-6-1-2	44-34	52	Feb. 10	Syracuse	5-2	W	25-16-7-4	26-27
13	Nov. 7	Grand Rapids	2-1	W	4-6-1-2	16-28	53	Feb. 12	Omaha	4-2	W	26-16-7-4	20-31
14	Nov. 8	Grand Rapids	2-1	W	5-6-1-2	16-23	54	Feb. 14	Omaha	4-1	W	27-16-7-4	26-20
15	Nov. 10	Hershey	2-4	L	5-7-1-2	24-30	55	Feb. 16	@ Syracuse	3-2	OTW	28-16-7-4	37-43
16	Nov. 11	Hershey	3-7	L	5-8-1-2	21-33	56	Feb. 18	@ Rochester	3-0	W	29-16-7-4	26-28
17	Nov. 17	@ Rochester	3-4	OTL	5-9-1-2	25-23	57	Feb. 21	@ Toronto	4-1	W	30-16-7-4	29-32
18	Nov. 18	@ Syracuse	1-0	W	6-9-2-2	35-27	58	Feb. 23	@ Rochester	6-3	W	31-16-7-4	33-43
19	Nov. 21	@ Hamilton	5-4	W	7-9-2-2	30-26	59	Feb. 24	@ Syracuse	0-3	L	31-17-7-4	30-29
20	Nov. 24	Milwaukee	6-4	W	8-9-2-2	36-21	60	Feb. 25	@ Toronto	3-1	W	32-17-7-4	20-32
21	Nov. 25	Milwaukee	1-2	OTL	8-9-3-2	25-23	61	Mar. 2	Toronto	3-0	W	33-17-7-4	25-31
22	Nov. 29	@ Hershey	5-4	OTW	9-9-3-2	26-27	62	Mar. 3	Toronto	6-2	W	34-17-7-4	25-34
23	Dec. 1	@ Philadelphia	3-1	W	10-9-3-2	34-29	63	Mar. 9	Iowa	4-1	W	35-17-7-4	26-22
24	Dec. 2	@ Hershey	2-5	L	10-9-3-3	35-25	64	Mar. 10	Iowa	3-1	W	36-17-7-4	35-22
25	Dec. 3	@ Philadelphia	2-5	L	10-10-3-3	35-29	65	Mar. 16	@ Grand Rapids	3-2	SOW	37-17-7-4	41-25
26	Dec. 5	Rochester	2-3	L	10-11-3-3	14-27	66	Mar. 17	@ Grand Rapids	3-2	W	38-17-7-4	29-26
27	Dec. 6	Rochester	2-3	L	10-12-3-3	17-27	67	Mar. 18	@ Peoria	4-0	W	39-17-7-4	24-28
28	Dec. 8	Peoria	4-1	W	11-12-3-3	25-30	68	Mar. 20	Houston	1-3	L	39-18-7-4	45-17
29	Dec. 10	Peoria	3-0	W	12-12-3-3	12-33	69	Mar. 21	Houston	0-2	L	39-19-7-4	22-18
30	Dec. 13	@ Houston	4-1	W	13-12-3-3	26-36	70	Mar. 23	Grand Rapids	3-2	SOW	40-19-7-4	39-26
31	Dec. 15	@ San Antonio	6-1	W	14-12-3-3	26-19	71	Mar. 24	Grand Rapids	4-3	SOW	41-19-7-4	35-24
32	Dec. 16	@ Houston	1-3	L	14-13-3-3	39-24	72	Mar. 27	@ Milwaukee	1-2	SDL	41-19-7-5	24-45
33	Dec. 17	@ San Antonio	3-4	OTL	14-14-3-3	27-30	73	Mar. 28	@ Chicago	2-5	L	41-20-7-5	28-36
34	Dec. 20	Hamilton	2-1	OTW	15-14-3-3	29-28	74	Mar. 31	@ Omaha	3-2	W	42-20-7-5	32-25
35	Dec. 21	Hamilton	3-4	SDL	15-15-3-3	33-30	75	Apr. 1	@ Iowa	0-1	L	42-21-7-5	27-20
36	Dec. 27	@ Hamilton	2-3	SDL	15-16-3-3	30-30	76	Apr. 4	@ Omaha	2-3	L	42-22-7-5	26-27
37	Dec. 28	@ Toronto	5-3	W	16-14-3-4	32-30	77	Apr. 6	@ Iowa	3-0	W	43-22-7-5	19-23
38	Dec. 30	Syracuse	4-5	OTL	16-15-3-4	32-22	78	Apr. 7	@ Peoria	2-0	W	44-22-7-5	33-34
39	Dec. 31	Syracuse	4-3	W	17-15-3-4	28-32	79	Apr. 13	Syracuse	3-2	W	45-22-7-5	33-20
40	Jan. 4	Rochester	6-4	W	18-15-3-4	40-22	80	Apr. 14	Toronto	2-4	L	45-23-7-5	31-20

\* Game decided in a shootout • When two figures are given, Moose total is first

## INDIVIDUAL STATISTICS

PLAYER	POS	GP	G	A	PTS	+/-	PIM	SH	PCT	PLAYER	POS	GP	G	A	PTS	+/-	PIM	SH	PCT
Jaffray, Jason	LW	77	35	46	81	12	75	229	15.3	Chouinard, Marc	C	13	3	1	4	1	5	15	20
Moran, Brad	C	69	25	47	72	6	52	173	14.5	Raymond, Mason	LW	11	2	2	4	2	6	25	8
Goren, Lee	RW	72	20	42	68	8	86	241	10.8	McIver, Nathan	D	63	1	2	3	-1	139	34	2.9
Smith, Nathan	C	72	19	21	40	-15	76	120	15.8	Brown, Mike	RW	62	3	0	3	-2	194	73	4.1
Schultz, Jesse	RW	67	18	21	39	-6	35	123	14.6	Flaherty, Wade	G	32	0	3	3	0	6	0	0
Hansén, Jannik	RW	72	12	22	34	3	38	125	10.4	Santala, Tommi	LW	6	0	3	3	0	8	9	0
Tremblay, Yannick	D	45	12	21	33	5	40	123	9.8	Bernier, Marc-André	RW	23	1	1	2	-6	16	23	4.3
Reid, Brandon	C	53	15	17	32	-11	19	114	13.2	Grabner, Michael	C	2	1	1	2	2	0	3	33.3
Edler, Alex	D	49	5	21	26	9	28	74	6.8	Rome, Reagan	D	7	0	1	1	-3	2	4	0
Keane, Mike	LW	74	8	17	25	5	46	84	9.5	Yetman, Patrick	LW	4	0	1	1	-2	0	2	0
Ryan, Preston	D	58	5	16	21	-7	125	116	4.3	David, J.F.	D	1	0	1	1	0	2	1	0
Fortunus, Maxime	D	72	2	18	20	-1	64	69	2.9	MacIntyre, Drew	G	41	0	0	0	0	6	0	0
Wood, Dustin	D	62	4	12	16	-1	36	59	6.8	Ellis, Julien	G	8	0	0	0	0	5	0	0
Hunter, J.J.	C	48	11	5	16	-3	49	109	9.2	Brooks, Brendan	RW	7	0	0	0	-3	0	4	0
Genoway, Colby	RW	32	1	11	12	8	12	52	1.9	Craig, Matt	C	5	0	0	0	-1	2	0	0
Coulombe, Patrick	D	44	3	6	9	-9	22	55	5.5	Beechey, Tyler	F	5	0	0	0	-1	2	5	0
Bolduc, Alexandre	C	32	4	5	9	3	35	43	9.3	Grunet-Morris, Dov	G	4	0	0	0	0	0	0	0
Rullier, Joe	D	24	2	6	8	1	62	37	5.4	Kuiper, Nick	D	2	0	0	0	-1	2	0	0
Heshka, Shaun	D	57	2	4	6	1	14	36	5.6	Sabourin, Dany	G	2	0	0	0	0	0	0	0
Rypien, Rick	C	14	3	3	6	-4	35	20	15	Cole, Phil	D	1	0	0	0	1	0	0	0
Gajic, Milan	RW	6	2	3	5	1	0	9	22.2	Rahimi, Daniel	RW	1	0	0	0	-1	0	0	0
Boucek, Tyler	RW	24	1	3	4	-7	36	33	3	Tardif, Jamie	RW	1	0	0	0	0	0	0	0
Keefe, Adam	F	22	2	2	4	1	91	14	14.3										

## GOALTENDER STATISTICS

GOALTENDER	GP	MIN	GA	GAA	W	L	T	SVS	%	SO
MacIntyre, Drew	41	2290	83	2.17	24	12	2	981	0.922	3
Flaherty, Wade	32	1735	70	2.42	17	9	2	696	0.909	2
Ellis, Julien	8	463	26	3.37	1	7	0	198	0.884	0
Grunet-Morris, Dov	4	245	5	1.22	2	1	1	121	0.96	2
Sabourin, Dany	2	119	4	2.02	1	1	0	46	0.92	1
TEAM TOTALS	80	4875	196	2.41	45	30	5	2042	0.912	8



## 2007-08 SEASON SUMMARY (AHL)

## SCHEDULE AND RESULTS

#	DATE	OPPONENT	SC	RES	RECORD	SOG	#	DATE	OPPONENT	SC	RES	RECORD	SOG
1	Oct. 11	Grand Rapids	2-4	L	0-1-0-0	31-23	41	Jan. 17	Peoria	2-4	L	21-17-1	26-22
2	Oct. 13	Grand Rapids	3-4	OTL	0-1-1-0	26-24	42	Jan. 18	Peoria	1-2	L	21-18-1	32-23
3	Oct. 16	Rochester	1-0	W	1-1-1-0	19-32	43	Jan. 24	Syracuse	3-1	W	22-18-1	29-18
4	Oct. 17	Rochester	7-1	W	2-1-1-0	32-22	44	Jan. 25	Syracuse	3-1	W	23-18-1	21-28
5	Oct. 19	@ Rochester	6-5	SOW	3-1-1-0	33-37	45	Feb. 1	Hamilton	1-2	SOL	23-19-2	31-32
6	Oct. 20	@ Toronto	3-5	L	3-2-1-0	26-31	46	Feb. 2	Hamilton	0-2	L	23-19-2	25-27
7	Oct. 21	@ Hamilton	5-1	W	4-2-1-0	29-34	47	Feb. 5	@ Peoria	4-1	W	24-19-2	23-25
8	Oct. 25	Rockford	2-4	L	4-3-1-0	23-33	48	Feb. 7	@ Rockford	3-2	OTW	25-19-2	24-31
9	Oct. 26	Rockford	3-2	W	5-3-1-0	35-31	49	Feb. 8	@ Milwaukee	3-2	W	26-19-2	14-29
10	Oct. 31	@ Quad City	3-2	SOW	6-3-1-0	30-32	50	Feb. 10	@ Chicago	0-2	L	26-20-2	21-26
11	Nov. 2	@ Milwaukee	6-3	W	7-3-1-0	28-35	51	Feb. 12	Iowa	6-3	W	27-20-2	27-28
12	Nov. 3	@ Rockford	1-2	L	7-4-1-0	42-25	52	Feb. 13	Iowa	1-4	L	27-21-2	31-34
13	Nov. 9	Milwaukee	1-2	L	7-5-1-0	23-19	53	Feb. 16	Toronto	3-5	L	27-22-2	18-24
14	Nov. 10	Milwaukee	4-3	W	8-5-1-0	36-26	54	Feb. 17	Toronto	5-2	W	28-22-2	25-24
15	Nov. 15	Grand Rapids	2-1	W	9-5-1-0	22-34	55	Feb. 20	@ Chicago	2-1	OTW	29-22-2	23-30
16	Nov. 16	Grand Rapids	4-2	W	10-5-1-0	34-36	56	Feb. 22	@ Grand Rapids	4-1	W	30-22-2	33-42
17	Nov. 18	@ Lake Erie	4-2	W	11-5-1-0	38-18	57	Feb. 23	@ Grand Rapids	0-1	L	30-23-2	18-29
18	Nov. 21	@ Rochester	5-3	W	12-5-1-0	37-25	58	Feb. 24	@ Peoria	4-2	W	31-23-2	21-32
19	Nov. 23	@ Syracuse	4-6	L	12-6-1-0	35-33	59	Feb. 27	Hershey	3-4	L	31-24-2	27-32
20	Nov. 24	@ Lake Erie	4-5	OTL	12-6-2-0	46-29	60	Feb. 28	Hershey	4-2	W	32-24-2	27-26
21	Nov. 30	@ Iowa	0-4	L	12-7-2-0	21-41	61	Mar. 1	Quad City	2-3	SOL	32-24-2	35-31
22	Dec. 1	@ Quad City	3-2	W	13-7-2-0	28-34	62	Mar. 2	Quad City	2-1	W	33-24-2	20-27
23	Dec. 4	@ Iowa	4-3	W	14-7-2-0	25-42	63	Mar. 7	@ Hamilton	2-0	W	34-24-2	32-24
24	Dec. 7	Houston	1-2	SOL	14-7-2-1	29-30	64	Mar. 8	@ Toronto	3-0	W	35-24-2	31-31
25	Dec. 8	Houston	3-4	L	14-8-2-1	24-29	65	Mar. 9	@ Hamilton	3-1	W	36-24-2	17-14
26	Dec. 14	Lake Erie	1-4	L	14-9-2-1	34-19	66	Mar. 15	@ Hershey	5-0	W	37-24-2	33-33
27	Dec. 15	Lake Erie	2-1	SOW	15-9-2-1	28-15	67	Mar. 16	@ Hershey	3-1	W	38-24-2	34-31
28	Dec. 21	Hamilton	2-4	L	15-10-2-1	23-25	68	Mar. 19	San Antonio	3-2	W	39-24-2	18-19
29	Dec. 22	Hamilton	3-2	OTW	16-10-2-1	22-32	69	Mar. 20	San Antonio	4-2	W	40-24-2	21-94
30	Dec. 27	@ Hamilton	1-3	L	16-11-2-1	33-20	70	Mar. 25	@ Lake Erie	7-2	W	41-24-2	38-28
31	Dec. 28	@ Lake Erie	3-1	W	17-11-2-1	37-28	71	Mar. 26	@ Rochester	4-1	W	42-24-2	38-24
32	Dec. 29	@ Syracuse	2-3	L	17-12-2-1	31-35	72	Mar. 28	@ Rochester	4-5	SOL	42-24-2	33-33
33	Dec. 31	Lake Erie	3-1	W	18-12-2-1	22-21	73	Mar. 29	@ Toronto	1-6	L	42-25-2	32-30
34	Jan. 1	Lake Erie	4-2	W	19-12-2-1	29-30	74	Apr. 1	Chicago	4-5	L	42-26-2	28-26
35	Jan. 4	Rochester	5-1	W	20-12-2-1	21-27	75	Apr. 2	Chicago	4-1	W	43-26-2	18-22
36	Jan. 5	Rochester	3-2	W	21-12-2-1	15-32	76	Apr. 4	Toronto	2-1	W	44-26-2	30-30
37	Jan. 10	@ Houston	0-3	L	21-13-2-1	21-29	77	Apr. 5	Toronto	6-0	W	45-26-2	25-29
38	Jan. 12	@ Houston	1-4	L	21-14-2-1	39-20	78	Apr. 11	@ Grand Rapids	3-6	L	45-27-2	23-33
39	Jan. 13	@ San Antonio	3-4	L	21-15-2-1	31-51	79	Apr. 12	@ Grand Rapids	2-3	OTL	45-27-2	25-31
40	Jan. 15	@ San Antonio	2-3	L	21-16-2-1	20-31	80	Apr. 13	@ Toronto	4-3	W	46-27-2	25-32

\* Game decided in a shootout • When two figures are given, Moose total is first

## INDIVIDUAL STATISTICS

PLAYER	POS	GP	G	A	PTS	+/-	PIM	SH	PCT	PLAYER	POS	GP	G	A	PTS	+/-	PIM	SH	PCT
Brad Moran	C	74	22	55	77	19	47	185	11.9	Mark Derlago	LW	4	2	3	5	4	2	9	22.2
Colby Geworwy	RW	67	15	34	49	10	37	131	11.5	Daniel Rahimi	D	41	3	2	5	6	37	31	9.7
Jason Jeffery	LW	43	21	27	48	21	51	121	17.4	Drew MacIntyre	C	46	1	2	3	0	4	1	100
Michael Grabner	RW	74	22	22	44	5	9	185	11.9	Scott May	C	6	0	2	2	5	0	4	0
Jenrik Hansen	RW	50	21	22	43	23	22	114	18.4	Kevin Estrada	LW	9	1	1	2	5	9	15	6.7
Alexandre Bolduc	C	70	18	19	37	13	93	159	11.3	Dylan Yeo	D	9	0	2	2	0	2	8	0
Shaun Heshka	C	77	9	21	30	18	59	76	11.8	Chris Blight	RW	11	0	2	2	-1	4	15	0
Greg Classen	C	77	11	15	26	-10	67	131	8.4	Kevin Bieksa	D	1	0	1	1	1	2	3	0
Danny Groulx	D	58	4	20	24	11	32	104	3.8	Alex Edler	D	2	0	1	1	0	0	9	0
Jimmy Sharrow	D	44	5	17	22	0	26	82	6.1	Mitch Kanak	D	2	0	1	1	-1	0	2	0
Maxime Fortunus	D	65	8	13	21	15	28	77	10.4	Josh Prudden	C	7	1	0	1	1	0	7	14.3
Pierre-Cedric Labrie	LW	67	7	11	18	-4	108	78	9	Travis Ramsey	D	7	0	1	1	3	4	5	0
Mason Raymond	LW	20	7	10	17	4	6	64	10.9	Mathieu Melanson	RW	8	1	0	1	-2	4	6	16.7
Junar Simsek	RW	66	7	10	17	-4	30	77	9.1	Julien Ellis	C	1	0	0	0	0	0	0	0
Mike Keane	RW	73	8	8	16	0	36	69	11.8	Brandon Benedict	C	1	0	0	0	0	0	2	0
Rick Rypien	C	34	3	11	14	-14	81	59	5.1	David Schulz	D	1	0	0	0	0	0	2	0
Luc Bourdon	D	41	6	8	14	-3	68	52	11.5	Patrick Coulombe	D	2	0	0	0	0	0	2	0
Jozef Balej	RW	16	4	9	13	-1	10	36	11.1	Chris Durand	C	3	0	0	0	0	0	1	0
Mike Brown	RW	54	10	3	13	-3	201	86	11.6	Lu Dickinson	C	3	0	0	0	-1	0	3	0
Greg Rallo	C	13	4	5	9	6	2	23	17.4	Mike Vigilante	RW	3	0	0	0	1	0	1	0
Ryan Shannon	C	13	1	7	8	7	10	23	4.3	Aaron Slattengren	LW	5	0	0	0	-1	0	7	0
Milan Gajic	RW	16	3	5	8	-1	4	19	15.8	Matt Kelly	D	7	0	0	0	1	2	4	0
Zack Fitzgerald	D	48	5	3	8	-6	158	58	8.6	Jim Jackson	D	7	0	0	0	2	0	4	0
Nolan Baumgartner	D	18	0	6	6	8	10	23	0	Cory Schneider	G	36	0	0	0	0	0	0	0
Nathan McIver	D	43	3	3	6	12	108	31	9.7										

## GOALTENDER STATISTICS

GOALTENDER	GP	MIN	GA	GAA	W	L	T	SVS	%	SO
Drew MacIntyre	46	2736	106	2.32	25	18	2	1232	0.921	2
Cory Schneider	36	2054	78	2.28	21	12	2	848	0.916	3
Julien Ellis	1	40	1	1.5	0	0	0	10	0.909	0
TEAM TOTALS	80	4830	185	2.3	46	30	4	2090	0.919	5

# 2008-09 SEASON SUMMARY (AHL)

## SCHEDULE AND RESULTS

#	DATE	OPPONENT	SC	RES	RECORD	SOG	#	DATE	OPPONENT	SC	RES	RECORD	SOG
1	Oct. 10	Hamilton	1-3	L	0-1-0-0	31-19	41	Jan. 13	Milwaukee	1-2	L	26-13-0-2	26-22
2	Oct. 11	Hamilton	3-5	L	0-2-0-0	37-25	42	Jan. 14	Milwaukee	4-0	W	27-13-0-2	20-34
3	Oct. 17	Rochester	3-1	W	1-2-0-0	31-27	43	Jan. 16	@ Grand Rapids	6-4	W	28-13-0-2	26-30
4	Oct. 18	Rochester	4-1	W	2-2-0-0	41-21	44	Jan. 17	@ Lake Erie	1-0	W	29-13-0-2	26-26
5	Oct. 24	Houston	3-1	W	3-2-0-0	31-18	45	Jan. 21	@ Hamilton	4-3	W	30-13-0-2	29-36
6	Oct. 25	Houston	5-3	W	4-2-0-0	26-24	46	Jan. 23	@ Rochester	3-2	SOW	31-13-0-2	38-34
7	Oct. 29	@ Quad City	4-2	W	5-2-0-0	26-35	47	Jan. 24	@ Syracuse	3-2	OTW	32-13-0-2	22-26
8	Oct. 31	@ Rockford	2-1	W	6-2-0-0	27-20	48	Jan. 29	Rockford	1-2	SOL	32-13-0-3	25-29
9	Nov. 1	@ Quad City	3-1	W	7-2-0-0	21-39	49	Jan. 30	Rockford	1-4	L	32-14-0-3	29-24
10	Nov. 2	@ Peoria	4-0	W	8-2-0-0	26-27	50	Feb. 2	Lake Erie	5-0	W	33-14-0-3	34-17
11	Nov. 7	@ Rochester	5-1	W	9-2-0-0	26-27	51	Feb. 3	Lake Erie	3-2	W	34-14-0-3	25-21
12	Nov. 8	@ Syracuse	3-6	L	9-3-0-0	26-35	52	Feb. 6	@ Providence	2-3	SOL	34-14-0-4	30-36
13	Nov. 10	@ Rochester	5-1	W	10-3-0-0	25-27	53	Feb. 8	@ Manchester	3-2	W	35-14-0-4	25-21
14	Nov. 14	Toronto	2-1	W	11-3-0-0	26-32	54	Feb. 11	@ Hartford	4-2	W	36-14-0-4	31-26
15	Nov. 15	Toronto	4-2	W	12-3-0-0	30-35	55	Feb. 13	@ Manchester	2-3	SOL	36-14-0-5	19-40
16	Nov. 20	San Antonio	5-2	W	13-3-0-0	24-24	56	Feb. 14	@ Hartford	4-1	W	37-14-0-5	26-27
17	Nov. 21	San Antonio	4-1	W	14-3-0-0	33-19	57	Feb. 15	@ Providence	4-0	W	38-14-0-5	22-23
18	Nov. 28	Iowa	4-3	SOW	15-3-0-0	20-31	58	Feb. 20	@ Grand Rapids	1-5	L	38-15-0-5	20-37
19	Nov. 29	Iowa	3-4	L	15-4-0-0	24-21	59	Feb. 21	@ Milwaukee	1-2	L	38-16-0-5	24-21
20	Dec. 2	@ Houston	5-3	W	16-4-0-0	37-29	60	Feb. 22	@ Chicago	1-2	L	38-17-0-5	46-29
21	Dec. 4	@ Houston	3-2	SOW	17-4-0-0	26-16	61	Feb. 24	@ Milwaukee	4-2	W	39-17-0-5	27-18
22	Dec. 5	@ San Antonio	3-4	L	17-5-0-0	22-38	62	Feb. 27	Peoria	4-0	W	40-17-0-5	31-18
23	Dec. 7	@ San Antonio	0-1	L	17-6-0-0	23-30	63	Feb. 28	Peoria	5-2	W	41-17-0-5	20-23
24	Dec. 12	Grand Rapids	5-6	L	17-7-0-0	26-31	64	Mar. 6	Providence	3-2	SOW	42-17-0-5	27-33
25	Dec. 13	Grand Rapids	4-2	W	18-7-0-0	36-33	65	Mar. 7	Providence	2-0	W	43-17-0-5	29-29
26	Dec. 16	Manchester	4-2	W	19-7-0-0	18-24	66	Mar. 13	@ Hamilton	4-3	W	44-17-0-5	28-34
27	Dec. 17	Manchester	3-2	W	20-7-0-0	22-30	67	Mar. 14	@ Hamilton	1-5	L	44-18-0-5	31-31
28	Dec. 19	Quad City	3-1	W	21-7-0-0	26-33	68	Mar. 15	@ Toronto	1-3	L	44-19-0-5	22-23
29	Dec. 20	Quad City	1-2	L	21-8-0-0	25-26	69	Mar. 18	@ Rochester	4-3	SOW	45-19-0-5	31-32
30	Dec. 27	@ Toronto	2-3	SOL	21-9-0-1	27-25	70	Mar. 20	@ Chicago	6-3	W	46-19-0-5	24-35
31	Dec. 28	@ Toronto	1-4	L	21-9-0-1	29-30	71	Mar. 21	@ Rockford	2-3	SOL	46-20-0-5	27-37
32	Dec. 30	Chicago	2-6	L	21-10-0-1	19-39	72	Mar. 24	Syracuse	1-2	L	46-20-0-6	30-36
33	Dec. 31	Chicago	2-1	OTW	22-10-0-1	22-26	73	Mar. 25	Syracuse	5-3	W	47-20-0-6	38-24
34	Jan. 2	Rochester	1-2	L	22-11-0-1	24-19	74	Mar. 27	Hamilton	2-1	OTW	48-20-0-6	20-36
35	Jan. 3	Rochester	2-3	SOL	22-11-0-2	18-17	75	Mar. 29	Hamilton	3-2	W	49-20-0-6	25-46
36	Jan. 6	Hartford	3-6	L	22-12-0-2	28-21	76	Apr. 3	Toronto	1-3	L	49-21-0-6	27-26
37	Jan. 7	Hartford	3-2	OTW	23-12-0-2	22-35	77	Apr. 4	Toronto	2-3	L	49-22-0-6	36-28
38	Jan. 9	@ Iowa	6-1	W	24-12-0-2	24-33	78	Apr. 8	@ Hamilton	2-6	L	49-23-0-6	25-43
39	Jan. 10	@ Iowa	2-1	SOW	25-12-0-2	31-24	79	Apr. 10	@ Toronto	3-4	OTL	49-23-1-6	25-38
40	Jan. 11	@ Peoria	4-3	W	26-12-0-2	29-27	80	Apr. 11	@ Lake Erie	4-1	W	50-23-1-5	28-26

\* Game decided in a shootout • When two figures are given, Moose total is first

## INDIVIDUAL STATISTICS

PLAYER	POS	GP	G	A	PTS	+/-	PIM	SH	PCT	PLAYER	POS	GP	G	A	PTS	+/-	PIM	SH	PCT
Jason Krog	C	74	30	56	86	25	30	199	15.1	Tommy Maxwell	RW	36	1	4	5	-3	72	28	3.6
Jason Jeffray	LW	56	23	26	49	17	52	136	16.9	Andrew Martens	D	11	0	5	5	-1	6	20	0
Michael Grabner	RW	66	30	18	48	22	20	238	12.6	Matt Pope	RW	8	2	3	5	1	6	20	10
Guillaume Desbiens	RW	78	21	26	47	11	158	194	15.7	Dirk Southern	C	17	3	1	4	0	12	15	20
Michel Ouellet	RW	46	13	27	40	12	30	118	11	Derek Nesbitt	RW	5	0	4	4	2	0	7	0
Mark Cullen	C	56	14	25	39	17	22	93	15.1	Matt Pettinger	LW	2	3	0	3	-1	0	10	30
Alexandre Bolduc	C	63	12	21	33	3	116	123	9.8	Lawrence Nycholat	D	3	0	3	3	-2	4	4	0
Nolan Baumgartner	D	72	11	22	33	16	50	109	10.1	Eric Walsky	RW	5	0	2	2	0	0	4	0
Mike Keane	RW	74	8	20	28	10	47	73	11	Oliver Labelle	RW	6	0	2	2	0	11	4	0
Shaun Heshka	D	77	3	23	26	17	25	102	2.9	Nathan McIver	D	28	0	2	2	1	59	15	0
Raymond Sawada	RW	52	6	15	21	12	31	52	11.5	Taylor Ellington	D	1	1	0	1	1	0	2	5
Maxime Fortunus	D	58	7	12	19	9	18	75	9.3	Jannik Hansen	LW	2	1	0	1	0	2	3	33.3
Mario Bliznak	C	64	7	9	16	4	24	79	8.9	Dan Gendur	RW	10	1	0	1	-4	2	12	8.3
Pierre-Cedric Labrie	LW	63	6	9	15	-4	79	62	9.7	Jordan Fox	F	5	0	1	1	-1	0	3	0
Darryl Boodland	RW	14	5	4	9	6	42	10	5	Curtis Sanford	G	16	0	1	1	0	0	0	0
Mark Derlago	LW	21	4	5	9	-3	6	26	15.4	Jonathan Boutin	G	1	0	0	0	0	0	0	0
Greg Rallo	C	55	4	5	9	-8	17	66	6.1	Fabian Brunstrom	LW	1	0	0	0	0	0	0	0
Travis Ramsey	D	36	2	7	9	6	40	39	5.1	Julien Ellis	G	2	0	0	0	0	0	0	0
Mark Fistic	D	35	0	8	8	12	26	42	0	Travis Erhardt	D	3	0	0	0	0	0	3	0
Zack Fitzgerald	D	56	0	8	8	13	209	49	0	Tim Spencer	LW	4	0	0	0	-2	2	1	0
Dusty Collins	C	34	7	1	8	6	34	41	17.1	Scott Howes	LW	5	0	0	0	-1	2	2	0
Josh Soares	F	15	1	6	7	0	10	26	3.8	Oren Eizenman	C	6	0	0	0	-3	2	5	0
Jimmy Sharrow	D	17	1	5	6	4	4	19	5.3	Chris St. Croix	D	6	0	0	0	-4	2	7	0
Daniel Rahimi	D	58	1	5	6	7	49	34	2.9	Trevor Ludwig	D	16	0	0	0	0	18	15	0
James Neal	LW	5	4	1	5	4	2	15	26.7	Karl Goehring	G	26	0	0	0	0	0	0	0
Dylan Yeo	D	14	1	4	5	2	10	24	4.2	Cory Schneider	G	40	0	0	0	0	4	0	0

## GOALTENDER STATISTICS

GOALTENDER	GP	MIN	GA	GAA	W	L	T	SVS	%	SO
Cory Schneider	40	2324	79	2.04	28	10	1	1014	0.928	5
Karl Goehring	26	1522	64	2.52	15	9	2	679	0.906	0
Curtis Sanford	16	865	25	1.73	7	3	3	364	0.936	2
Julien Ellis	2	80	6	4.50	0	1	0	41	0.872	0
Jonathan Boutin	1	59	4	4.05	0	1	0	34	0.895	0
TEAM TOTALS	85	4850	178	2.96	50	24	6	2132	0.907	7

## 2009-10 SEASON SUMMARY (AHL)

## SCHEDULE AND RESULTS

#	DATE	OPPONENT	SC	RES	RECORD	SOG	#	DATE	OPPONENT	SC	RES	RECORD	SOG
1	Oct. 2	Houston	4-3	W	1-0-0-0	25-24	41	Jan. 9	Hershey	2-3	L	21-15-4-1	35-26
2	Oct. 3	Houston	2-4	L	1-1-0-0	27-27	42	Jan. 12	@ Abbotsford	4-3	OTW	22-15-4-1	35-32
3	Oct. 9	Chicago	4-1	W	2-1-0-0	39-24	43	Jan. 13	@ Abbotsford	3-0	W	23-15-4-1	35-35
4	Oct. 10	Chicago	2-1	W	3-1-0-0	37-31	44	Jan. 15	Milwaukee	2-7	L	23-16-4-1	35-28
5	Oct. 13	Abbotsford	2-4	L	3-2-0-0	30-19	45	Jan. 16	Milwaukee	2-6	L	23-17-4-1	35-29
6	Oct. 14	Abbotsford	5-4	SOW	4-2-0-0	44-38	46	Jan. 22	@ Hershey	3-8	L	23-18-4-1	35-35
7	Oct. 16	@ Lake Erie	3-2	W	5-2-0-0	32-28	47	Jan. 23	@ Hershey	2-8	L	23-19-4-1	35-41
8	Oct. 17	@ Lake Erie	2-5	L	5-3-0-0	21-22	48	Jan. 27	@ Worcester	1-3	L	23-20-4-1	35-32
9	Oct. 19	@ Hamilton	2-1	OTW	6-3-0-0	18-32	49	Jan. 28	@ Worcester	3-5	L	23-21-4-1	35-33
10	Oct. 20	@ Hamilton	1-4	L	6-4-0-0	15-29	50	Jan. 30	@ Wilkes-Barre	6-4	W	24-21-4-1	35-26
11	Oct. 23	@ Chicago	1-0	SOW	7-4-0-0	31-24	51	Jan. 31	@ Wilkes-Barre	1-3	L	24-22-4-1	35-28
12	Oct. 24	@ Milwaukee	2-3	OTL	7-4-1-0	27-38	52	Feb. 5	San Antonio	4-5	OTL	24-22-5-1	35-32
13	Oct. 29	Wilkes-Barre	0-1	OTL	7-4-2-0	23-22	53	Feb. 6	San Antonio	4-3	SOW	25-22-5-1	35-26
14	Oct. 30	Wilkes-Barre	2-1	SOW	8-4-2-0	27-27	54	Feb. 12	Toronto	5-1	W	26-22-5-1	35-26
15	Nov. 2	Norfolk	1-3	L	8-5-2-0	26-23	55	Feb. 13	Toronto	1-2	L	26-23-5-1	34-40
16	Nov. 3	Norfolk	1-3	L	8-6-2-0	20-29	56	Feb. 16	@ Rochester	6-3	W	27-23-5-1	35-33
17	Nov. 5	@ Houston	1-4	L	8-7-2-0	15-34	57	Feb. 17	@ Toronto	3-4	L	27-24-5-1	35-33
18	Nov. 6	@ Texas	0-4	L	8-8-2-0	24-26	58	Feb. 19	@ Rochester	4-3	W	28-24-5-1	35-35
19	Nov. 7	@ Texas	1-3	L	8-9-2-0	34-23	59	Feb. 20	@ Toronto	0-2	L	28-25-5-1	35-32
20	Nov. 13	Toronto	5-1	W	9-9-2-0	32-19	60	Feb. 25	@ Houston	3-2	W	29-25-5-1	35-28
21	Nov. 14	Toronto	2-1	SOW	10-9-2-0	36-21	61	Feb. 26	@ San Antonio	0-4	L	29-26-5-1	34-31
22	Nov. 20	Hamilton	5-3	W	11-9-2-0	20-38	62	Feb. 27	@ San Antonio	3-1	W	30-26-5-1	35-36
23	Nov. 21	Hamilton	4-5	OTL	11-9-3-0	24-36	63	Mar. 2	Worcester	3-1	W	31-26-5-1	35-35
24	Nov. 25	@ Rockford	2-1	W	12-9-3-0	21-40	64	Mar. 3	Worcester	2-5	L	31-27-5-1	35-43
25	Nov. 27	@ Peoria	1-2	OTL	12-9-4-0	22-33	65	Mar. 5	@ Grand Rapids	1-4	L	31-28-5-1	35-36
26	Nov. 28	@ Chicago	4-2	W	13-9-4-0	21-30	66	Mar. 6	@ Grand Rapids	2-1	OTW	32-28-5-1	35-43
27	Dec. 1	Rochester	1-4	L	13-10-4-0	25-32	67	Mar. 12	Rochester	6-1	W	33-28-5-1	35-29
28	Dec. 2	Rochester	2-1	W	14-10-4-0	24-27	68	Mar. 13	Rochester	3-6	L	33-29-5-1	35-34
29	Dec. 4	@ Peoria	1-7	L	14-11-4-0	19-34	69	Mar. 19	Grand Rapids	3-4	L	33-30-5-1	35-26
30	Dec. 5	@ Milwaukee	2-4	L	14-12-4-1	24-30	70	Mar. 20	Grand Rapids	4-0	W	34-30-5-1	35-28
31	Dec. 6	@ Rockford	4-3	W	15-12-4-0	30-26	71	Mar. 23	Hamilton	3-2	W	35-30-5-1	35-26
32	Dec. 11	@ Norfolk	4-1	W	16-12-4-0	32-29	72	Mar. 24	Hamilton	1-7	L	35-31-5-1	35-27
33	Dec. 12	@ Norfolk	4-5	L	16-13-4-0	28-49	73	Mar. 29	@ Abbotsford	5-2	W	36-31-5-1	35-19
34	Dec. 18	Lake Erie	1-0	W	17-13-4-0	17-27	74	Mar. 30	@ Abbotsford	1-2	L	36-32-5-1	35-43
35	Dec. 19	Lake Erie	2-3	L	17-14-4-0	31-42	75	Apr. 2	@ Toronto	1-1	W	37-32-5-1	35-34
36	Dec. 27	Abbotsford	4-1	W	18-14-4-0	32-25	76	Apr. 3	@ Toronto	1-2	SOL	37-32-5-2	34-32
37	Dec. 28	Abbotsford	2-1	SOW	19-14-4-0	32-34	77	Apr. 4	@ Hamilton	2-6	L	37-33-5-2	35-27
38	Dec. 31	Texas	3-2	W	20-14-4-0	29-36	78	Apr. 6	@ Hamilton	2-1	W	38-33-5-2	35-35
39	Jan. 2	Texas	5-4	SOW	21-14-4-0	29-40	79	Apr. 9	Peoria	3-2	W	39-33-5-2	35-44
40	Jan. 8	Hershey	1-2	SOL	21-14-4-1	31-35	80	Apr. 10	Peoria	2-1	SOW	40-33-5-2	35-29

\* Game decided in a shootout • When two figures are given, Moose total is first

## INDIVIDUAL STATISTICS

PLAYER	POS	GP	G	A	PTS	+/-	PIM	SH	PCT	PLAYER	POS	GP	G	A	PTS	+/-	PIM	SH	PCT
Marco Rosa	C	80	22	33	55	5	32	198	11.1	Nick Boynton	D	8	0	4	4	-2	4	20	0
Sergei Shirokov	RW	76	22	23	45	-1	32	158	13.9	Peter Olvecky	LW	8	1	3	4	-2	0	11	9.1
Bouillanne Desbiens	RW	67	19	15	34	-5	144	126	15.1	Kevin Clark	RW	9	2	1	3	1	6	13	15.4
Mike Keane	RW	75	9	22	31	-1	49	106	9.5	Alexandre Bolduc	C	13	2	1	3	-2	20	22	9.1
Matt Pettinger	LW	54	14	16	30	-1	31	104	13.5	Nikita Koshirsky	LW	16	2	1	3	-9	8	17	11.9
Marty Murray	C	59	10	20	30	1	26	101	9.9	Cory Schneider	C	60	0	3	3	0	0	0	0
Michael Bliznek	C	76	13	15	28	7	40	97	13.4	Erik Christensen	C	6	2	0	2	2	0	14	14.3
Michael Grabner	LW	39	15	11	26	-2	6	129	11.6	Aaron Volpatti	F	8	1	1	2	1	17	8	12.5
Evan Oberg	D	70	3	23	26	-13	64	104	2.9	Darryl Bootland	RW	12	1	1	2	-1	49	10	10
Lawrence Nycholat	D	37	5	17	22	-2	49	74	6.9	Neil Petrucci	D	13	1	1	2	1	8	12	8.3
Brian Salcido	D	69	8	10	18	-11	50	108	7.4	Jannik Hansen	LW	5	0	2	2	-1	5	6	0
Travis Ramsey	D	80	2	14	16	0	87	96	2.1	Evan Rankin	F	4	1	0	1	1	4	9	11.1
Dan Sexton	RW	13	5	7	12	7	2	39	13.2	Ryan McGinnis	D	8	0	1	1	2	4	14	0
Nolan Baumgartner	D	37	3	9	12	-9	22	62	4.8	Matt McCue	LW	10	1	0	1	-1	24	7	14.3
Ery Walsky	RW	37	2	9	11	4	6	46	4.3	Derek LeBlanc	LW	11	0	1	1	-1	2	10	0
Tommy Maxwell	RW	67	2	9	11	-10	256	45	4.4	Geoff Whelan	D	29	0	1	1	0	41	10	0
Jordan Schroeder	C	11	4	5	9	-1	0	17	23.5	Mat Clark	D	1	0	0	0	0	0	2	0
Matt Pope	RW	40	3	5	8	-12	23	66	4.5	Jimmy Shallow	D	1	0	0	0	1	0	1	0
Tom Galvin	D	30	0	8	8	13	24	66	0	Darryl Smith	C	1	0	0	0	-1	0	2	0
Aaron Rome	D	7	6	1	7	-1	15	24	25	Rejean Beauchemin	C	2	0	0	0	0	0	0	0
Michael Funk	D	19	1	6	7	-4	14	25	4	Jordan Hill	D	2	0	0	0	-3	2	1	0
Yan Stastny	C	16	2	4	6	-6	19	25	8.0	Cad Painchaud	RW	2	0	0	0	-1	0	0	0
Pierre-Cedric Labrie	LW	45	5	1	6	-13	69	57	10.3	Olivier Latendresse	LW	3	0	0	0	-3	2	6	0
Mathieu Schneider	D	8	3	2	5	-5	8	24	12.5	Andy Brandt	F	3	0	0	0	0	0	3	0
Nathan McIver	D	44	1	4	5	-7	109	17	5.9	John Lammers	LW	11	0	0	0	-7	2	23	0
Dusty Collins	C	70	2	2	4	-15	93	55	3.6	Mark McCutcheon	C	12	0	0	0	-6	13	12	0
Taylor Ellington	D	19	1	3	4	-3	9	10	10	Daren Machesney	G	21	0	0	0	0	2	0	0

## GOALTENDER STATISTICS

GOALTENDER	GP	MIN	GA	GAA	W	L	T	SVS	%	SO
Cory Schneider	80	3567	148	2.51	35	23	2	1687	0.919	4
Daren Machesney	21	1186	66	3.34	5	14	0	558	0.894	0
Rejean Beauchemin	2	96	7	4.39	0	1	0	31	0.816	2
TEAM TOTALS	80	4839	222	2.75	40	38	2	2276	0.911	4

# 2010-11 SEASON SUMMARY (AHL)

## SCHEDULE AND RESULTS

#	DATE	OPPONENT	SC	RES	RECORD	SOG	#	DATE	OPPONENT	SC	RES	RECORD	SOG
1	Oct. 8	@ Peoria	4-3	W	1-0-0-0	33-33	41	Jan. 19	Toronto	5-2	W	24-12-1-4	33-22
2	Oct. 9	@ Rockford	5-2	W	2-0-0-0	31-25	42	Jan. 21	Abbotsford	2-3	SOL	24-12-1-5	26-31
3	Oct. 15	Grand Rapids	0-1	L	2-1-0-0	25-28	43	Jan. 23	Abbotsford	5-3	W	25-12-1-5	25-32
4	Oct. 16	Grand Rapids	2-3	L	2-2-0-0	21-26	44	Jan. 26	@ Hamilton	0-3	L	25-13-1-5	31-32
5	Oct. 21	Hamilton	4-3	SOW	3-2-0-0	33-34	45	Jan. 28	@ Rochester	1-2	L	25-14-1-5	34-28
6	Oct. 22	Hamilton	4-3	SOW	4-2-0-0	26-30	46	Jan. 29	@ Toronto	3-1	W	26-14-1-5	18-29
7	Oct. 29	@ Lake Erie	6-3	W	5-2-0-0	21-27	47	Feb. 4	@ WB/Scranton	3-2	W	27-14-1-5	26-42
8	Oct. 30	@ Grand Rapids	2-4	L	5-3-0-0	30-18	48	Feb. 5	@ Hershey	5-4	SOW	28-14-1-5	26-34
9	Oct. 31	@ Lake Erie	0-2	L	5-4-0-0	19-25	49	Feb. 6	@ Hershey	1-5	L	28-15-1-5	17-29
10	Nov. 2	@ Hamilton	1-3	L	5-5-0-0	20-29	50	Feb. 8	@ WB/Scranton	1-4	L	28-16-1-5	19-32
11	Nov. 3	@ Hamilton	4-5	SOL	5-5-0-1	29-36	51	Feb. 11	San Antonio	1-2	L	28-17-1-5	26-29
12	Nov. 5	@ Grand Rapids	6-5	W	6-5-0-1	22-34	52	Feb. 12	San Antonio	5-0	W	29-17-1-5	41-22
13	Nov. 6	@ Rockford	3-1	W	7-5-0-1	21-29	53	Feb. 15	Toronto	1-2	L	29-18-1-5	35-20
14	Nov. 12	Rochester	3-2	W	8-5-0-1	45-23	54	Feb. 16	Toronto	3-5	L	29-19-1-5	34-41
15	Nov. 13	Rochester	6-2	W	9-5-0-1	43-19	55	Feb. 18	Lake Erie	1-5	L	29-20-1-5	30-29
16	Nov. 18	Rockford	0-1	L	9-6-0-1	29-30	56	Feb. 19	Lake Erie	4-3	W	30-20-1-5	37-29
17	Nov. 19	Rockford	3-1	W	10-6-0-1	41-23	57	Feb. 23	@ Rochester	1-0	SOW	31-20-1-5	33-28
18	Nov. 26	@ Abbotsford	1-2	SOL	10-6-0-2	41-26	58	Feb. 25	@ Rochester	3-5	L	31-21-1-5	30-32
19	Nov. 27	@ Abbotsford	3-1	W	11-6-0-2	35-29	59	Feb. 26	@ Toronto	1-3	L	31-22-1-5	24-17
20	Nov. 30	@ Chicago	1-2	SOL	11-6-0-3	26-19	60	Feb. 27	@ Toronto	1-0	W	32-22-1-5	30-35
21	Dec. 1	@ Milwaukee	3-6	L	11-7-0-3	30-20	61	Mar. 4	@ Peoria	4-3	SOW	33-22-1-5	40-42
22	Dec. 3	Oklahoma City	3-2	SOW	12-7-0-3	32-33	62	Mar. 5	@ Milwaukee	4-2	W	34-22-1-5	30-32
23	Dec. 4	Oklahoma City	0-4	L	12-8-0-3	37-34	63	Mar. 6	@ Chicago	2-3	L	34-23-1-5	31-43
24	Dec. 7	@ Texas	2-5	L	12-9-0-3	28-23	64	Mar. 8	@ Oklahoma City	4-1	W	35-23-1-5	26-29
25	Dec. 10	@ Oklahoma City	2-4	L	12-10-0-3	27-34	65	Mar. 11	@ Houston	2-1	SOW	36-23-1-5	33-33
26	Dec. 11	@ San Antonio	4-5	SOL	12-10-0-4	40-38	66	Mar. 12	@ San Antonio	7-2	W	37-23-1-5	26-29
27	Dec. 14	@ Texas	3-1	W	13-10-0-4	33-40	67	Mar. 13	@ Houston	3-6	L	37-24-1-5	26-45
28	Dec. 17	Houston	5-3	W	14-10-0-4	30-29	68	Mar. 15	WB/Scranton	0-2	L	37-25-1-5	23-38
29	Dec. 18	Houston	1-0	W	15-10-0-4	20-20	69	Mar. 16	WB/Scranton	1-4	L	37-26-1-5	29-43
30	Dec. 27	Peoria	5-2	W	16-10-0-4	34-30	70	Mar. 18	Texas	4-3	W	38-26-1-5	30-35
31	Dec. 28	Peoria	4-1	W	17-10-0-4	45-34	71	Mar. 20	Texas	1-5	L	38-27-1-5	32-36
32	Dec. 31	Chicago	4-1	W	18-10-0-4	27-25	72	Mar. 25	Abbotsford	3-2	SOW	39-27-1-5	24-47
33	Jan. 1	Chicago	2-3	L	18-11-0-4	16-29	73	Mar. 27	Abbotsford	2-1	W	40-27-1-5	26-45
34	Jan. 3	@ Abbotsford	4-0	W	19-11-0-4	26-27	74	Mar. 29	Rochester	3-2	W	41-27-1-5	46-24
35	Jan. 4	@ Abbotsford	2-1	OTW	20-11-0-4	27-35	75	Mar. 30	Rochester	5-4	SOW	42-27-1-5	42-26
36	Jan. 7	Hershey	3-4	L	20-12-0-4	26-21	76	Apr. 1	@ Rochester	1-4	L	42-28-1-5	37-28
37	Jan. 8	Hershey	4-3	W	21-12-0-4	34-24	77	Apr. 2	@ Hamilton	2-3	SOL	42-29-1-5	25-33
38	Jan. 13	Milwaukee	3-0	W	22-12-0-4	21-27	78	Apr. 3	@ Toronto	3-2	W	43-29-1-5	26-41
39	Jan. 15	Milwaukee	2-3	OTL	22-12-1-4	32-26	79	Apr. 8	Hamilton	3-6	L	43-29-1-6	31-42
40	Jan. 18	Toronto	4-1	W	23-12-1-4	27-30	80	Apr. 9	Hamilton	1-3	L	43-30-1-6	33-23

\* Game decided in a shootout • When two figures are given, Moose total is first

## INDIVIDUAL STATISTICS

PLAYER	POS	GP	G	A	PTS	+/-	PIM	SH	PCT	PLAYER	POS	GP	G	A	PTS	+/-	PIM	SH	PCT
Sergei Shirokov	RW	76	22	36	58	7	51	181	12.2	Chris Tanev	D	39	1	8	9	5	16	21	4.8
Bill Sweatt	LW	80	19	27	46	-9	28	173	11	Jeff Tambellini	LW	7	5	2	7	4	0	29	17.2
Mark Flood	D	63	11	29	40	0	29	119	9.2	Josh Aspinlind	RW	22	0	5	5	0	26	11	0
Marco Rosa	C	51	13	21	34	3	20	116	11.2	Tom Maxwell	RW	39	4	0	4	-12	60	25	16
Cody Hodgson	C	52	17	13	30	-12	14	166	10.2	Ryan Cruthers	F	12	3	1	4	-1	11	10	30
Nolan Baumgartner	D	66	4	25	29	3	36	69	5.8	Stefan Schneider	F	47	2	2	4	-2	9	32	6.3
Jordan Schroeder	C	61	10	18	28	-7	10	87	11.5	Keith Seabrook	D	15	1	2	3	-2	8	31	3.2
Guillaume Desbiens	RW	53	11	16	27	2	104	93	11.8	Sami Salo	D	3	2	0	2	-2	2	4	50
Mario Bliznak	C	74	11	16	27	14	22	110	10	Jason Jaffray	LW	6	1	1	2	-1	2	10	10
Shawn Weller	LW	67	12	11	23	7	50	113	10.6	Ryan McGinnis	D	19	1	1	2	4	14	34	2.9
Kevin Connauton	D	73	11	12	23	-11	51	146	7.5	Ryan Parent	D	39	1	1	2	0	56	23	4.3
Joel Perrault	C	37	5	18	23	2	43	81	6.2	Andy Brandt	F	5	0	2	2	1	0	1	0
Alexandre Bolduc	C	26	6	9	15	4	28	64	9.4	Rick Rypien	C	11	0	2	2	-4	9	17	0
Kevin Clark	RW	43	6	8	14	5	22	76	7.9	Eddie Lack	C	53	0	2	2	0	4	0	0
Lee Sweatt	D	41	5	9	14	15	18	117	4.3	Dusty Collins	C	3	1	0	1	1	12	3	33.3
Vincent Savoe	D	39	3	11	14	5	24	55	5.5	Jason Pitton	LW	1	0	0	0	-1	2	0	0
Yann Oreskovich	RW	40	4	8	12	-8	38	71	5.6	Francis Lemieux	C	2	0	0	0	0	0	0	0
Travis Ramsey	D	57	0	12	12	1	63	62	0	Andrew Peters	LW	2	0	0	0	-1	4	1	0
Evan Oberg	D	38	6	5	11	-7	28	61	9.8	Geoff Waugh	D	2	0	0	0	0	4	1	0
Garth Murray	C	55	6	5	11	-10	90	60	10	Kyle Bushee	D	2	0	0	0	0	1	0	2
Jonas Andersson	LW	20	5	6	11	5	16	39	12.8	Tyler Weiman	G	29	0	0	0	0	0	2	0
Aaron Volpatti	F	53	2	9	11	-7	74	71	2.8										

## GOALTENDER STATISTICS

GOALTENDER	GP	MIN	GA	GAA	W	L	T	SVS	%	SO
Eddie Lack	53	3135	118	2.26	28	21	4	1474	0.926	5
Tyler Weiman	29	1717	75	2.62	15	10	2	745	0.909	1
TEAM TOTALS	82	4852	193	2.39	43	31	6	2219	0.92	6



## 2011-12 SEASON SUMMARY (AHL - ST. JOHN'S)

### SCHEDULE AND RESULTS

#	DATE	OPPONENT	SC	RES	RECORD	SOG	#	DATE	OPPONENT	SC	RES	RECORD	SOG
1	Oct. 7	@ Providence	4-1	W	1-0-0-0	31-22	39	Jan. 20	@ Connecticut	2-1	OTW	23-10-5-1	37-27
2	Oct. 8	@ Manchester	1-0	W	2-0-0-0	25-23	40	Jan. 21	@ Portland	2-5	L	23-11-5-1	27-26
3	Oct. 14	Hamilton	0-4	L	2-1-0-0	40-22	41	Jan. 22	@ Worcester	3-2	SOW	24-11-5-1	39-24
4	Oct. 15	Hamilton	6-2	W	3-1-0-0	41-22	42	Jan. 25	@ Bridgeport	4-3	SOW	25-11-5-1	30-32
5	Oct. 21	Bridgeport	3-4	OTL	3-1-1-0	33-30	43	Jan. 27	@ Manchester	3-2	W	26-11-5-1	39-37
6	Oct. 22	Bridgeport	4-3	W	4-1-1-0	34-31	44	Jan. 28	@ Portland	3-0	W	27-11-5-1	19-22
7	Oct. 25	Portland	5-1	W	5-1-1-0	41-29	45	Feb. 3	Worcester	3-2	W	28-11-5-1	31-25
8	Oct. 26	Portland	2-5	L	5-2-1-0	42-28	46	Feb. 4	Worcester	2-4	L	28-12-5-1	29-23
9	Oct. 29	@ Springfield	3-4	OTL	5-2-2-0	41-25	47	Feb. 7	Providence	2-0	W	29-12-5-1	30-29
10	Oct. 30	@ Providence	3-4	OTL	5-2-3-0	43-34	48	Feb. 8	Providence	2-1	OTW	30-12-5-1	30-37
11	Nov. 1	@ Worcester	6-3	W	6-2-3-0	34-33	49	Feb. 11	Binghamton	4-3	W	31-12-5-1	48-21
12	Nov. 4	@ Connecticut	6-3	W	7-2-3-0	28-19	50	Feb. 12	Binghamton	6-3	W	32-12-5-1	38-25
13	Nov. 5	@ Worcester	3-1	W	8-2-3-0	20-31	51	Feb. 17	@ Hamilton	3-4	L	32-13-5-1	26-25
14	Nov. 6	@ Bridgeport	4-3	W	9-2-3-0	27-25	52	Feb. 18	@ Toronto	2-1	W	33-13-5-1	25-25
15	Nov. 12	Connecticut	8-4	W	10-2-3-0	41-30	53	Feb. 24	@ Hamilton	2-3	SOL	33-14-5-1	19-25
16	Nov. 13	Connecticut	4-3	W	11-2-3-0	27-38	54	Feb. 28	@ Binghamton	1-5	L	33-14-5-2	42-39
17	Nov. 18	Norfolk	2-6	L	11-3-3-0	28-31	55	Mar. 3	@ Syracuse	4-6	L	33-15-5-2	42-31
18	Nov. 19	Norfolk	3-1	W	12-3-3-0	25-36	56	Mar. 4	@ Binghamton	5-2	W	34-15-5-2	41-23
19	Nov. 25	Toronto	3-4	OTL	12-3-4-0	32-33	57	Mar. 6	@ WB/Scranton	5-2	W	35-15-5-2	19-30
20	Nov. 26	Toronto	3-6	L	12-4-4-0	28-26	58	Mar. 9	Hershey	6-1	W	36-15-5-2	33-20
21	Dec. 2	@ Hamilton	4-0	W	13-4-4-0	39-21	59	Mar. 10	Hershey	3-2	SOW	37-15-5-2	32-30
22	Dec. 4	@ Toronto	4-2	W	14-4-4-0	39-22	60	Mar. 13	Hamilton	2-4	L	37-16-5-2	34-31
23	Dec. 6	Syracuse	4-3	W	15-4-4-0	39-28	61	Mar. 14	Hamilton	6-0	W	38-16-5-2	47-12
24	Dec. 7	Syracuse	3-5	L	15-5-4-0	26-35	62	Mar. 17	Manchester	1-3	L	38-17-5-2	26-32
25	Dec. 9	Worcester	4-3	L	15-6-4-0	27-32	63	Mar. 18	Manchester	0-3	L	38-18-5-2	27-21
26	Dec. 11	Worcester	3-5	L	15-7-4-0	27-41	64	Mar. 21	@ Hershey	2-3	L	38-19-5-2	27-21
27	Dec. 16	@ Manchester	4-2	W	16-7-4-0	29-28	65	Mar. 23	@ Syracuse	4-5	SOL	38-19-5-3	29-42
28	Dec. 17	@ Portland	3-4	SOL	16-7-4-1	33-33	66	Mar. 24	@ WB/Scranton	2-0	W	39-19-5-3	21-27
29	Dec. 18	@ Portland	5-2	W	17-7-4-1	37-31	67	Mar. 28	@ Norfolk	0-2	L	39-20-5-3	32-27
30	Dec. 28	@ Hamilton	3-1	W	18-7-4-1	26-40	68	Mar. 30	@ Norfolk	1-2	L	39-21-5-3	21-27
31	Dec. 31	@ Toronto	4-3	SOW	19-7-4-1	29-35	69	Mar. 31	@ Hershey	3-2	W	40-21-5-3	25-26
32	Jan. 1	@ Toronto	1-3	L	19-8-4-1	37-21	70	Apr. 3	Portland	5-2	W	41-21-5-3	48-33
33	Jan. 6	Manchester	4-2	W	20-8-4-1	47-25	71	Apr. 4	Portland	1-5	L	41-22-5-3	27-31
34	Jan. 7	Manchester	3-2	W	21-8-4-1	36-16	72	Apr. 7	Springfield	3-6	L	41-23-5-3	29-18
35	Jan. 10	Toronto	2-4	L	21-9-4-1	30-30	73	Apr. 8	Springfield	4-3	W	42-23-5-3	36-29
36	Jan. 11	Toronto	3-2	W	22-9-4-1	38-25	74	Apr. 13	@ Worcester	3-1	W	43-23-5-3	28-29
37	Jan. 14	WB/Scranton	4-6	L	22-10-4-1	27-24	75	Apr. 14	@ Springfield	1-3	L	43-24-5-3	33-29
38	Jan. 15	WB/Scranton	3-4	OTL	22-10-5-1	40-35	76	Apr. 15	@ Manchester	2-4	L	43-25-5-3	34-26

\* Game decided in a shootout • When two figures are given, Moose total is first

### INDIVIDUAL STATISTICS

PLAYER	POS	GP	G	A	PTS	+/-	PIM	SH	PCT	PLAYER	POS	GP	G	A	PTS	+/-	PIM	SH	PCT
Spencer Machacek	RW	61	18	32	50	11	48	168	10.8	Raymond Sawada	RW	17	1	2	3	0	14	18	5.6
Paul Postma	D	56	13	31	44	-4	34	151	8.6	Will O'Neill	D	7	1	2	3	1	9	8	12.5
Jason DeSantis	D	66	11	32	43	-2	58	126	8.7	Kyle Bushie	D	8	1	2	3	1	6	5	20
Jason King	RW	70	22	19	41	-34	34	147	15	Danny Dieries	LW	9	1	2	3	-1	4	10	10
Jason Jeffray	LW	47	17	21	38	-2	30	102	16.7	Jake Minto	D	12	0	3	3	0	2	8	0
Carl Klingberg	LW	66	15	22	37	2	39	157	9.6	John Negrin	D	14	0	3	3	-1	6	14	0
Aaron Gagnon	C	63	14	20	34	-11	14	125	11.2	Ben Chiarot	D	18	1	1	2	-6	19	15	6.7
Patrice Cormier	C	56	18	15	33	0	75	99	18.2	Derek Meschen	D	6	0	2	2	0	0	8	0
Kevin Clark	RW	72	12	19	31	-3	54	119	10.1	Maxime Maceneau	C	9	0	1	1	-2	2	4	0
Zach Redmond	D	72	8	23	31	9	33	132	6.1	Josh Lunden	LW	11	0	1	1	1	7	11	0
John Albert	C	64	9	18	27	10	28	134	6.7	Brook Trotter	C	2	0	0	0	0	4	2	0
Marco Rosa	C	31	6	21	27	4	12	83	7.2	Julian Melchior	D	1	0	0	0	-1	0	0	0
Ben Maxwell	C	43	8	17	25	-7	35	86	8.3	Zach O'Brien	RW	1	0	0	0	0	0	0	0
Shawn Weller	LW	41	10	14	24	0	28	91	11	Chris Carozzi	G	2	0	0	0	0	0	0	0
Eric O'Dell	C	39	12	10	22	6	27	64	18.8	Trent Daevettella	LW	2	0	0	0	0	2	0	0
Arturs Kulda	D	63	6	14	20	18	62	102	5.9	Kyle Rogers	RW	2	0	0	0	0	0	1	0
Brett Festerling	D	52	3	15	18	8	50	70	4.3	Michael Forney	RW	3	0	0	0	0	0	1	0
Riley Holzapfel	C	23	8	7	15	7	13	80	7.5	Daniel Koger	LW	3	0	0	0	0	0	0	0
Jason Gregoire	LW	44	6	8	14	4	13	80	7.5	Tom Maxwell	RW	4	0	0	0	0	10	0	0
Trevi Ramsey	D	75	4	10	14	-4	59	105	3.8	Scott Zurewinski	LW	8	0	0	0	-1	11	8	0
Garth Murray	C	62	3	10	13	0	112	49	6.1	Peter Mannino	G	10	0	0	0	0	4	0	0
Kennel MacIe	LW	35	7	5	12	2	64	67	10.4	David Aebischer	G	31	0	0	0	0	2	0	0
Mark Flood	D	11	1	5	6	4	4	34	2.9	Eddie Pasquale	G	38	0	0	0	0	4	0	0
Shayne Wiebe	LW	12	0	4	4	0	2	17	0										

### GOALTENDER STATISTICS

GOALTENDER	GP	MIN	GA	GAA	W	L	T	SVS	%	SO
Eddie Pasquale	38	2163	87	2.41	23	12	1	894	0.911	4
Peter Mannino	10	585	27	2.77	4	5	0	271	0.909	1
David Aebischer	31	1722	82	2.86	15	12	2	696	0.895	1
Chris Carrozzi	2	120	7	3.5	1	1	0	50	0.877	0
TEAM TOTALS	81	4590	203	2.65	43	30	3	1911	0.891	6

# 2012-13 SEASON SUMMARY (AHL - ST. JOHN'S)

## SCHEDULE AND RESULTS

#	DATE	OPPONENT	SC	RES	RECORD	SOG	#	DATE	OPPONENT	SC	RES	RECORD	SOG
1	Oct. 12	@ Springfield	2-4	L	0-1-0-0	25-33	39	Jan. 18	@ Norfolk	2-3	SOL	16-20-1-2	22-35
2	Oct. 14	@ Connecticut	3-2	W	1-1-0-0	25-37	40	Jan. 19	@ Norfolk	1-0	W	17-20-1-2	20-28
3	Oct. 19	Adirondack	2-1	W	2-1-0-0	26-33	41	Jan. 21	@ Binghamton	3-2	W	18-20-1-2	39-34
4	Oct. 20	Adirondack	3-4	L	2-2-0-0	34-32	42	Jan. 23	@ WB/Scranton	0-3	L	18-21-1-2	26-18
5	Oct. 23	Portland	8-7	OTW	3-2-0-0	30-46	43	Jan. 25	@ Hershey	3-1	W	19-21-1-2	28-27
6	Oct. 24	Portland	0-4	L	3-3-0-0	27-19	44	Jan. 26	@ Syracuse	3-6	L	21-22-1-2	33-42
7	Oct. 27	Norfolk	3-2	W	4-3-0-0	43-30	45	Feb. 1	Binghamton	4-2	W	20-22-1-2	34-23
8	Oct. 28	Norfolk	0-2	L	4-4-0-0	38-27	46	Feb. 2	Binghamton	1-0	W	21-22-1-2	30-24
9	Nov. 2	@ Portland	0-3	L	4-5-0-0	31-25	47	Feb. 5	Worcester	2-3	L	21-23-1-2	32-32
10	Nov. 3	@ Worcester	3-2	OTW	5-5-0-0	32-18	48	Feb. 6	Worcester	0-4	L	21-24-1-2	21-34
11	Nov. 4	@ Providence	0-3	L	5-6-0-0	18-38	49	Feb. 9	Connecticut	1-4	L	21-25-1-2	38-20
12	Nov. 7	@ Manchester	1-4	L	5-7-0-0	27-32	50	Feb. 10	Connecticut	3-7	L	21-26-1-2	28-25
13	Nov. 10	@ Hershey	2-1	W	6-7-0-0	27-19	51	Feb. 15	@ Manchester	2-5	L	21-27-1-2	24-33
14	Nov. 16	Albany	4-3	SOW	7-7-0-0	30-31	52	Feb. 16	@ Manchester	5-3	W	22-27-1-2	38-21
15	Nov. 17	Albany	3-5	L	7-8-0-0	45-33	53	Feb. 17	@ Portland	1-6	L	22-28-1-2	32-36
16	Nov. 20	Hamilton	3-1	W	8-8-0-0	19-46	54	Feb. 20	@ Connecticut	5-1	W	23-28-1-2	37-26
17	Nov. 21	Hamilton	1-2	L	8-9-0-0	30-25	55	Feb. 24	@ Connecticut	4-5	L	23-29-1-2	40-22
18	Nov. 24	Providence	2-3	SOL	8-9-0-1	33-41	56	Feb. 26	@ Hamilton	3-4	L	23-30-1-2	42-29
19	Nov. 25	Providence	6-0	W	9-9-0-1	37-40	57	Mar. 1	Manchester	4-5	SOL	23-30-1-3	37-27
20	Nov. 28	@ Adirondack	3-2	W	10-9-0-1	26-33	58	Mar. 2	Manchester	1-4	L	23-31-1-3	38-22
21	Nov. 30	@ Albany	1-0	W	11-9-0-1	23-24	59	Mar. 8	Syracuse	2-3	SOL	23-31-1-4	35-32
22	Dec. 1	@ WB/Scranton	3-5	L	11-10-0-1	16-29	60	Mar. 9	Syracuse	2-4	L	23-32-1-4	25-35
23	Dec. 7	Springfield	3-5	L	11-11-0-1	36-28	61	Mar. 15	Hamilton	5-0	W	24-32-1-4	32-23
24	Dec. 8	Springfield	2-4	L	11-12-0-1	48-32	62	Mar. 16	Hamilton	4-3	W	25-32-1-4	36-19
25	Dec. 11	Hershey	1-2	L	11-13-0-1	33-22	63	Mar. 22	@ Portland	2-5	L	25-33-1-4	33-29
26	Dec. 12	Hershey	0-4	L	11-14-0-1	30-25	64	Mar. 23	@ Portland	4-1	W	26-33-1-4	35-21
27	Dec. 15	@ Springfield	3-2	OTW	12-14-0-1	24-23	65	Mar. 24	@ Manchester	4-3	W	27-33-1-4	33-35
28	Dec. 16	@ Providence	4-0	W	13-14-0-1	28-40	66	Mar. 27	@ Albany	4-2	W	28-33-1-4	21-23
29	Dec. 19	@ Adirondack	2-3	L	13-15-0-1	20-33	67	Mar. 30	@ Worcester	5-4	OTW	28-33-1-4	27-34
30	Dec. 21	@ Hamilton	2-1	W	14-15-0-1	25-27	68	Apr. 5	Toronto	2-3	OTL	28-33-2-4	25-43
31	Dec. 22	@ Toronto	2-4	L	14-16-0-1	32-27	69	Apr. 6	Toronto	2-4	L	28-34-2-4	25-34
32	Dec. 28	@ Hamilton	3-6	L	14-17-0-1	29-37	70	Apr. 9	Portland	3-2	W	30-34-2-4	23-32
33	Dec. 29	@ Syracuse	5-4	OTW	15-17-0-1	33-33	71	Apr. 10	Portland	4-3	W	31-34-2-4	27-31
34	Dec. 31	@ Binghamton	2-4	L	15-18-0-1	31-27	72	Apr. 13	WB/Scranton	0-3	L	31-35-2-4	18-19
35	Jan. 4	Manchester	2-3	L	15-19-0-1	34-29	73	Apr. 14	WB/Scranton	4-5	OTL	31-35-3-4	23-34
36	Jan. 5	Manchester	2-3	OTL	15-19-1-1	27-32	74	Apr. 19	@ Hamilton	1-4	L	31-36-3-4	31-26
37	Jan. 12	Toronto	2-6	L	15-20-1-1	21-24	75	Apr. 20	@ Toronto	4-3	SOW	32-36-3-4	29-22
38	Jan. 13	Toronto	4-2	W	16-20-1-1	35-23	76	Apr. 21	@ Toronto	3-4	SOL	32-36-3-5	23-29

\* Game decided in a shootout • When two figures are given, Moose total is first.

## INDIVIDUAL STATISTICS

PLAYER	POS	GP	G	A	PTS	+/-	PIM	SH	PCT	PLAYER	POS	GP	G	A	PTS	+/-	PIM	SH	PCT
Eric O'Dell	C	59	29	26	55	9	26	144	20.1	Travis Ramsey	D	50	1	5	6	4	28	48	2.1
Jason Jeffray	LW	65	15	33	48	-8	55	150	10	John Albert	C	24	3	2	5	0	10	37	8.1
Kael Moullierat	C	50	11	31	42	-4	32	141	7.8	Derek Whitmore	LW	7	1	3	4	-2	2	21	4.8
Ben Maxwell	C	74	11	29	40	-17	52	173	6.4	Jason King	RW	9	1	3	4	-1	6	12	8.3
Raymond Sawada	RW	65	13	16	29	-24	88	96	13.5	Cody Sol	D	26	1	3	4	0	63	30	3.3
Spencer Machacek	RW	57	11	14	25	-23	45	134	8.2	Richard Petitot	D	24	1	2	3	-2	22	27	3.7
Aaron Gagnon	C	43	11	13	24	-2	18	63	17.5	Tomas Kubalik	RW	10	0	3	3	3	10	6	0
Carl Klingberg	LW	66	11	12	23	-6	40	135	8.1	Joey Sides	LW	6	0	2	2	1	2	6	0
Derek Meech	D	46	3	20	23	-11	38	98	3.1	Vinny Saponari	RW	7	1	1	2	0	0	6	16.7
Maxime Macneauer	C	68	11	11	22	-29	57	94	11.7	Patrick Cullity	D	14	0	2	2	-3	12	13	0
Will O'Neill	D	59	3	18	21	-21	32	84	3.6	Eddie Pasquale	G	43	0	2	2	0	31	0	0
Zach Redmond	D	38	8	11	19	-3	34	101	7.9	Matthew Kirzinger	C	2	0	1	1	1	0	1	0
Jason Greigore	LW	60	10	8	18	-8	6	90	11.1	Mathieu Toussignant	C	5	0	1	1	-1	17	8	0
Josh Lundén	LW	31	8	10	18	-2	33	46	17.4	Chris Carrozzi	G	3	0	1	1	0	0	0	0
Paul Postma	D	27	7	11	18	-3	16	79	8.9	Adam Lowry	LW	9	0	1	1	-1	4	14	0
Ben Chiarot	D	61	1	11	12	-5	81	64	1.6	Ray Kaunisto	LW	1	0	0	0	-1	0	0	0
Patrice Cormier	C	35	7	4	11	-6	69	50	14	Jussi Oikunura	G	1	0	0	0	0	0	0	0
Alex Burmistrov	C	22	2	9	11	-2	24	52	3.8	Jake Marto	D	2	0	0	0	0	0	2	0
Dean Arsené	D	69	1	10	11	-8	98	42	2.4	Shawn Weller	LW	3	0	0	0	-1	0	1	0
Ivan Telegin	LW	34	3	7	10	1	8	57	5.3	Josh Godfrey	D	4	0	0	0	-1	0	1	0
Paul Clark	RW	36	6	2	8	1	35	64	9.4	Norm Ezekiel	RW	9	0	0	0	-3	23	4	0
Julian Melchiori	D	52	1	7	8	-9	39	45	2.2	Ryan Schnell	LW	22	0	0	0	0	57	12	0
Hunter Tremblay	LW	17	1	5	6	-5	12	20	5	Mark Dekanich	G	35	0	0	0	0	0	0	0

## GOALTENDER STATISTICS

GOALTENDER	GP	MIN	GA	GAA	W	L	T	SVS	%	SO
Eddie Pasquale	43	2453	114	2.79	15	23	4	1109	0.907	4
Chris Carrozzi	3	150	7	2.8	1	1	0	51	0.879	0
Mark Dekanich	35	1914	95	2.98	16	14	1	814	0.895	2
Jussi Oikunura	1	59	3	3.03	0	1	0	22	0.88	0
TEAM TOTALS	82	4576	219	2.87	32	39	5	1196	0.901	6

# 2013-14 SEASON SUMMARY (AHL - ST. JOHN'S)

## SCHEDULE AND RESULTS

#	DATE	OPPONENT	SC	RES	RECORD	SOG	#	DATE	OPPONENT	SC	RES	RECORD	SOG
1	Oct. 4	Providence	3-4	OTL	0-0-1-0	43-30	39	Jan. 18	Manchester	0-6	L	20-16-1-2	28-35
2	Oct. 5	Providence	5-1	W	1-0-1-0	41-37	40	Jan. 20	Manchester	2-0	W	21-16-1-2	27-26
3	Oct. 11	@ Hamilton	2-3	L	1-1-1-0	34-35	41	Jan. 24	@ Providence	5-4	SOW	22-16-1-2	36-32
4	Oct. 12	@ Toronto	3-6	L	1-2-1-0	33-24	42	Jan. 25	@ Hartford	6-2	W	23-16-1-2	26-27
5	Oct. 18	Hershey	5-1	W	2-2-1-0	40-25	43	Jan. 26	@ Providence	3-1	W	24-16-1-2	35-20
6	Oct. 19	Hershey	0-4	L	2-3-1-0	25-30	44	Jan. 31	@ Portland	7-4	W	25-16-1-2	37-33
7	Oct. 25	@ Manchester	3-2	W	3-3-1-0	27-31	45	Feb. 1	@ Manchester	3-1	W	26-16-1-2	29-21
8	Oct. 26	@ Manchester	3-5	L	3-4-1-0	31-24	46	Feb. 4	Providence	2-3	L	26-17-1-2	29-31
9	Oct. 27	@ Providence	2-5	L	3-5-1-0	38-34	47	Feb. 5	Providence	4-3	W	27-17-1-2	33-33
10	Oct. 30	@ Portland	5-1	W	4-5-1-0	33-39	48	Feb. 8	Worcester	5-2	W	28-17-1-2	27-33
11	Nov. 1	@ Portland	4-2	W	5-5-1-0	41-28	49	Feb. 9	Worcester	2-4	L	28-18-1-2	31-28
12	Nov. 2	@ Worcester	0-3	L	5-6-1-0	32-27	50	Feb. 14	@ Providence	2-3	L	28-19-1-2	25-28
13	Nov. 8	Manchester	5-2	W	6-6-1-0	32-30	51	Feb. 16	@ Manchester	3-4	SOL	28-19-1-3	25-43
14	Nov. 9	Manchester	2-3	L	6-7-1-0	33-34	52	Feb. 18	Portland	7-5	W	29-19-1-3	29-49
15	Nov. 13	Worcester	3-2	OTW	7-7-1-0	30-25	53	Feb. 21	@ Worcester	5-1	W	30-19-1-3	34-31
16	Nov. 15	Worcester	2-3	SOL	7-7-1-1	29-23	54	Feb. 23	@ Worcester	3-1	W	31-19-1-3	21-50
17	Nov. 16	Worcester	1-2	SOL	7-7-1-2	25-34	55	Feb. 23	@ Portland	6-5	W	32-19-1-3	36-42
18	Nov. 22	@ WB/Scranton	2-1	W	8-8-1-2	32-16	56	Feb. 28	Binghamton	6-2	W	33-19-1-3	34-28
19	Nov. 23	@ WB/Scranton	2-5	L	8-9-1-2	19-31	57	Mar. 1	Binghamton	1-0	W	34-19-1-3	25-42
20	Nov. 24	@ Bridgeport	4-3	W	9-9-1-2	22-29	58	Mar. 7	Bridgeport	3-2	W	35-19-1-3	39-24
21	Nov. 27	@ Hershey	4-2	W	10-9-1-2	25-32	59	Mar. 8	Bridgeport	3-2	OTW	36-19-1-3	37-17
22	Nov. 29	@ Syracuse	2-4	L	10-9-1-2	37-28	60	Mar. 12	Portland	5-1	W	37-19-1-3	37-28
23	Nov. 30	@ Binghamton	4-3	OTW	11-9-1-2	39-41	61	Mar. 14	Portland	4-7	L	37-20-1-3	30-32
24	Dec. 6	WB/Scranton	5-0	W	12-9-1-2	29-20	62	Mar. 15	Portland	3-2	W	38-20-1-3	34-31
25	Dec. 7	WB/Scranton	0-3	L	12-10-1-2	30-16	63	Mar. 21	@ Hartford	6-1	W	39-20-1-3	27-26
26	Dec. 10	Syracuse	6-2	W	13-10-1-2	47-15	64	Mar. 22	@ Bridgeport	2-1	SOW	40-20-1-3	37-22
27	Dec. 11	Syracuse	5-1	W	14-10-1-2	36-26	65	Mar. 23	@ Springfield	5-4	SOW	41-20-1-3	37-24
28	Dec. 14	@ Hamilton	3-0	W	15-10-1-2	30-39	66	Mar. 26	@ Syracuse	2-3	L	41-21-1-3	34-28
29	Dec. 15	@ Toronto	2-3	L	15-11-1-2	20-33	67	Mar. 28	@ Binghamton	1-2	SOL	41-22-1-3	40-41
30	Dec. 27	@ Worcester	2-5	L	15-12-1-2	33-38	68	Mar. 29	@ Hershey	1-2	SOL	41-22-1-4	29-33
31	Dec. 28	@ Manchester	3-1	W	16-12-1-2	36-25	69	Apr. 4	Springfield	7-8	OTL	41-22-1-4	38-48
32	Dec. 31	@ Springfield	2-4	L	16-13-1-2	33-33	70	Apr. 5	Springfield	3-1	W	42-22-1-4	31-24
33	Jan. 5	Portland	3-1	W	17-13-1-2	40-31	71	Apr. 8	Hamilton	3-1	W	43-22-1-4	39-36
34	Jan. 6	Portland	4-5	L	17-14-1-2	34-32	72	Apr. 9	Hamilton	3-4	SOL	43-23-1-5	28-41
35	Jan. 7	Portland	4-2	W	18-14-1-2	35-30	73	Apr. 12	Hartford	2-7	L	43-23-1-5	33-30
36	Jan. 10	Toronto	2-3	L	18-15-1-2	29-37	74	Apr. 13	Hartford	6-2	W	44-23-1-5	34-30
37	Jan. 11	Toronto	5-4	SOW	19-15-1-2	27-39	75	Apr. 18	@ Worcester	6-0	W	45-23-1-5	23-28
38	Jan. 17	Manchester	4-1	W	20-15-1-2	31-37	76	Apr. 19	@ Portland	5-4	W	46-23-1-5	37-28

\* Game decided in a shootout • When two figures are given, Moose total is first

## INDIVIDUAL STATISTICS

PLAYER	POS	GP	G	A	PTS	+/-	PIM	SH	PCT	PLAYER	POS	GP	G	A	PTS	+/-	PIM	SH	PCT
Jason Jaffray	LW	76	18	41	59	13	48	149	12.1	Josh Lunden	LW	23	6	4	10	2	20	43	14
Andrew Gordon	RW	76	23	34	57	3	43	183	12.6	Paul Postma	D	4	1	5	6	0	4	7	14.3
Jerome Samson	RW	68	27	29	56	6	49	214	12.6	Austen Brassard	RW	29	3	2	5	0	26	24	12.5
Kael Moullierat	LW	60	20	33	53	1	48	155	12.9	Kris Fredheim	D	48	1	4	5	8	46	51	2
Brenden Kichton	D	76	10	38	48	8	14	113	8.8	Travis Eitnerhardt	D	6	1	0	1	-3	4	7	14.3
John Albert	C	63	28	17	45	6	20	145	19.3	Ryan Schnell	LW	39	1	0	1	-3	120	27	3.7
Carl Klingberg	LW	65	22	20	42	15	42	178	12.4	Jan O'Connor	LW	5	0	1	1	-1	0	3	0
Eric O'Leary	C	42	17	25	42	9	35	124	13.7	Jamie MacQueen	LW	8	0	1	1	2	2	2	0
JC Lipp	RW	72	9	32	41	0	136	112	8	Josh Morrissey	D	5	0	1	1	1	2	13	0
Kyle MacKinnon	C	71	12	27	39	17	32	106	11.3	Tyler Beskorovany	G	12	0	1	1	0	0	0	0
Willi O'Neill	D	68	9	26	35	6	80	107	8.4	Michael Hutchinson	G	24	0	1	1	0	0	0	0
Adam Lowry	C	64	17	16	33	-1	49	108	15.7	Eddie Pasquale	G	31	0	1	1	0	4	0	0
Patrice Cormier	C	61	9	17	26	2	98	106	8.5	Cody Sol	D	1	0	0	0	0	0	0	0
Zach Redmond	D	40	6	19	25	18	26	122	4.9	Eric Cormie	G	2	0	0	0	0	0	0	0
Blair Riley	RW	71	7	14	21	14	133	68	10.3	Colton Beck	LW	3	0	0	0	0	0	3	0
Ben Chiarot	D	65	6	14	20	29	96	93	6.5	Adam Parry	D	3	0	0	0	-4	9	4	0
Jordan Hill	D	68	0	12	12	1	54	76	0	Jussi Oikarinen	G	10	0	0	0	0	4	0	0
Julian Melchiori	D	50	1	10	11	19	32	54	1.9	Cody Lempi	D	38	0	0	0	-1	32	24	0

## GOALTENDER STATISTICS

GOALTENDER	GP	MIN	GA	GAA	W	L	T	SVS	%	SO
Tyler Beskorovany	12	683	25	2.20	7	2	2	345	0.932	0
Michael Hutchinson	24	1383	53	2.30	17	5	1	634	0.923	3
Eddie Pasquale	31	1851	75	2.43	17	13	1	863	0.92	1
Jussi Oikarinen	10	554	30	3.25	5	3	1	250	0.893	1
Eric Cormie	2	113	12	6.35	0	2	0	58	0.829	0
TEAM TOTALS	79	4584	195	2.55	46	25	5	2150	0.917	5

# 2014-15 SEASON SUMMARY (AHL - ST. JOHN'S)

## SCHEDULE AND RESULTS

#	DATE	OPPONENT	SC	RES	RECORD	SOG	#	DATE	OPPONENT	SC	RES	RECORD	SOG
1	Oct. 10	@ Providence	1-2	OTL	0-0-0	29-37	39	Jan. 11	Lehigh Valley	2-6	L	15-18-1	25-34
2	Oct. 11	@ Bridgeport	3-2	W	1-1-0	34-32	40	Jan. 14	Portland	2-1	OTW	16-18-1	25-33
3	Oct. 12	@ Bridgeport	3-6	L	1-1-1	24-34	41	Jan. 16	Portland	0-3	L	16-19-1	32-38
4	Oct. 17	WB/Scranton	1-2	OTL	1-2-0	22-30	42	Jan. 17	Portland	3-2	OTW	17-19-1	38-33
5	Oct. 18	WB/Scranton	1-4	L	1-2-0	29-28	43	Jan. 21	@ WB/Scranton	1-5	L	17-20-1	26-35
6	Oct. 21	Binghamton	6-5	W	2-2-0	34-34	44	Jan. 23	@ Binghamton	5-2	W	18-20-1	38-39
7	Oct. 22	Binghamton	2-3	OTL	2-2-0	43-36	45	Jan. 24	@ Lehigh Valley	3-4	L	18-21-1	26-30
8	Oct. 25	Bridgeport	2-1	SOW	3-2-0	40-38	46	Jan. 30	@ Albany	4-1	W	19-21-1	15-23
9	Oct. 26	Bridgeport	3-5	L	3-3-0	29-33	47	Jan. 31	@ Albany	1-2	SOL	19-21-2	24-36
10	Oct. 31	@ Portland	3-7	L	3-4-0	32-43	48	Feb. 6	Portland	1-8	L	19-22-2	24-33
11	Nov. 1	@ Manchester	2-6	L	3-5-0	23-36	49	Feb. 7	Portland	1-0	W	20-22-2	26-35
12	Nov. 2	@ Providence	2-3	SOL	3-5-1	36-42	50	Feb. 10	Hartford	3-0	W	21-22-2	23-21
13	Nov. 5	@ Springfield	3-5	L	3-6-1	19-38	51	Feb. 11	Hartford	5-4	SOW	22-22-2	36-29
14	Nov. 7	@ Springfield	4-6	L	3-7-1	36-27	52	Feb. 14	Worcester	1-3	L	22-23-2	25-31
15	Nov. 9	@ Providence	1-4	L	3-8-1	38-32	53	Feb. 15	Worcester	5-4	OTW	23-23-2	28-40
16	Nov. 13	Hamilton	3-2	W	4-8-1	28-27	54	Feb. 20	@ Manchester	4-3	OTW	24-23-2	32-46
17	Nov. 14	Hamilton	1-2	OTL	4-8-1	28-42	55	Feb. 21	@ Manchester	2-3	OTL	24-23-2	26-44
18	Nov. 18	Toronto	2-0	W	5-8-1	22-23	56	Feb. 22	@ Portland	5-2	W	25-23-2	35-26
19	Nov. 19	Toronto	3-2	W	6-8-1	23-30	57	Feb. 25	@ Portland	3-2	SOW	26-23-2	27-43
20	Nov. 22	@ Lehigh Valley	2-1	OTW	7-8-1	26-33	58	Feb. 27	@ Worcester	3-6	L	26-24-2	32-29
21	Nov. 23	@ Hershey	2-0	W	8-8-1	28-33	59	Feb. 28	@ Worcester	2-0	W	27-24-2	22-50
22	Nov. 26	@ Binghamton	4-3	SOW	9-8-1	33-45	60	Mar. 6	Albany	2-1	OTW	28-24-2	23-29
23	Nov. 29	@ WB/Scranton	0-1	L	9-9-1	22-25	61	Mar. 7	Albany	0-2	L	28-25-2	28-32
24	Nov. 30	@ Hershey	0-1	L	9-10-1	33-21	62	Mar. 11	Manchester	1-4	L	28-26-2	20-31
25	Dec. 5	Worcester	0-1	L	9-11-1	20-42	63	Mar. 13	Manchester	5-4	OTW	29-26-2	37-33
26	Dec. 6	Worcester	3-2	W	10-11-1	22-43	64	Mar. 14	Manchester	1-4	L	29-27-2	25-36
27	Dec. 9	Providence	4-5	OTL	10-11-1	28-35	65	Mar. 20	@ Worcester	1-3	L	29-28-2	25-21
28	Dec. 10	Providence	1-4	L	10-12-1	27-29	66	Mar. 21	@ Manchester	1-2	OTL	29-28-2	17-35
29	Dec. 13	@ Toronto	6-5	OTW	11-12-1	34-36	67	Mar. 22	@ Providence	3-2	W	30-28-2	32-34
30	Dec. 14	@ Toronto	0-4	L	11-13-1	21-24	68	Mar. 25	@ Portland	0-6	L	30-29-2	16-26
31	Dec. 17	@ Hamilton	2-5	L	11-14-1	39-31	69	Mar. 27	@ Portland	4-6	L	30-30-2	28-28
32	Dec. 19	@ Hamilton	4-2	W	12-14-1	32-19	70	Mar. 28	@ Worcester	2-3	OTL	30-30-2	20-36
33	Dec. 31	@ Manchester	0-4	L	12-15-1	33-27	71	Apr. 3	Providence	0-3	L	30-31-2	37-31
34	Jan. 2	@ Hartford	2-4	L	12-16-1	20-31	72	Apr. 4	Providence	4-5	L	30-32-2	36-20
35	Jan. 3	@ Hartford	7-3	W	13-16-1	32-42	73	Apr. 10	Hershey	2-3	L	30-33-2	35-31
36	Jan. 6	Manchester	1-0	OTW	14-16-1	21-33	74	Apr. 11	Hershey	5-1	W	31-33-2	34-22
37	Jan. 7	Manchester	3-2	W	15-16-1	25-37	75	Apr. 17	Springfield	4-3	SOW	32-33-2	26-35
38	Jan. 10	Lehigh Valley	2-4	L	15-17-1	31-28	76	Apr. 18	Springfield	3-4	OTL	32-38-2	20-34

\* Game decided in a shootout • When two figures are given, Moose total is first.

## INDIVIDUAL STATISTICS

PLAYER	POS	GP	G	A	PTS	+/-	PIM	SH	PCT	PLAYER	POS	GP	G	A	PTS	+/-	PIM	SH	PCT
Will O'Neill	D	72	10	38	48	-16	74	194	5.2	Kris Fredheim	D	60	2	5	7	-6	45	63	3.2
Chase Baisley	LW	73	21	23	44	-9	30	104	20.2	Julian Melchior	D	70	1	5	6	-16	54	51	2
John Albert	C	66	16	26	42	-1	26	143	11.2	Mike Cornell	D	15	2	2	4	-4	49	26	7.7
Carl Klingberg	LW	51	15	15	30	0	41	152	9.9	Jordan Hill	D	36	1	3	4	-15	27	25	4
Eric O'Dell	C	37	14	15	29	-4	34	106	13.2	Ben Walker	RW	36	1	3	4	-14	16	45	2.2
Brenden Kichton	D	65	8	21	29	-11	32	102	7.8	Ralfs Freibergs	D	5	0	2	2	-1	2	2	0
Scott Kosmachuk	RW	70	14	14	28	-28	62	129	10.9	Patrick Holland	RW	21	0	2	2	-1	6	8	0
Kyle MacKinnon	C	47	6	21	27	3	22	76	7.9	Ryan Parent	D	22	0	2	2	-1	16	17	0
JC Lipon	RW	75	5	21	26	-26	163	128	3.9	Brandon MacLean	LW	40	0	2	2	-6	10	54	0
Jason Jaffray	LW	36	12	10	22	-2	20	71	16.9	Yann Sauve	D	4	1	0	1	0	0	6	16.7
Patrice Cormier	C	47	12	9	21	-13	74	80	15	Jussi Oikunoro	G	4	0	1	1	0	0	0	0
Blair Riley	RW	70	8	10	18	-10	116	68	11.8	Peter Stoykevych	D	6	0	1	1	-1	11	3	0
Julien Brouillette	D	49	7	11	18	-4	16	85	8.2	Connor Hellebuyck	G	58	0	1	1	0	0	0	0
Austen Brassard	RW	75	6	12	18	-12	60	73	8.2	Jimmy Lloyd	RW	1	0	0	0	0	0	0	0
Keaton Ellerby	D	41	3	13	16	-10	32	68	4.4	Brodie Reid	RW	1	0	0	0	-2	0	1	0
Nicolas Blanchard	LW	63	3	11	14	-8	81	78	3.8	Andrew Panzarella	RW	2	0	0	0	0	0	1	0
Ben Chiarot	D	24	4	5	9	0	21	64	6.3	Eric Comrie	G	3	0	0	0	0	0	0	0
Ryan Olsen	C	60	4	5	9	-19	47	56	7.1	Aaron Harstad	D	5	0	0	0	0	0	4	0
Joel Armia	RW	21	2	6	8	0	22	50	4	Peter Budaj	G	19	0	0	0	0	0	0	0

## GOALTENDER STATISTICS

GOALTENDER	GP	MIN	GA	GAA	W	L	T	SVS	%	SO
Eric Comrie	3	185	7	2.27	2	1	0	81	0.92	0
Connor Hellebuyck	58	3332	143	2.58	28	22	5	1666	0.921	6
Peter Budaj	19	913	54	3.55	0	9	6	429	0.888	0
Jussi Oikunoro	4	186	13	4.2	2	1	0	77	0.856	0
TEAM TOTALS	84	4616	217	2.82	32	33	11	2253	0.912	6



## 2015-16 SEASON SUMMARY (AHL)

## SCHEDULE AND RESULTS

#	DATE	OPPONENT	SC	RES	RECORD	SOG	#	DATE	OPPONENT	SC	RES	RECORD	SOG
1	Oct. 9	@ Toronto	3-5	L	0-1-0	24-34	39	Jan. 22	@ Stockton	1-2	SOL	11-25-24	31-51
2	Oct. 10	@ Toronto	2-3	SOL	0-1-0	29-42	40	Jan. 23	@ Stockton	2-3	OTL	11-25-24	26-47
3	Oct. 15	Ontario	1-4	L	0-2-0	17-25	41	Jan. 26	@ Bakersfield	3-6	L	11-23-34	27-51
4	Oct. 17	Ontario	0-1	OTL	0-2-1	20-45	42	Jan. 29	@ Bakersfield	2-6	L	11-24-34	31-37
5	Oct. 22	Lake Erie	1-3	L	0-3-1	18-36	43	Jan. 30	@ Ontario	0-4	L	11-25-34	19-28
6	Oct. 24	Lake Erie	0-2	L	0-4-1	29-32	44	Feb. 4	Toronto	2-6	L	11-26-34	25-30
7	Oct. 29	@ Milwaukee	3-2	W	1-4-1	33-41	45	Feb. 6	Toronto	6-5	OTW	12-26-34	44-43
8	Oct. 30	@ Chicago	1-3	L	1-5-1	18-31	46	Feb. 9	Texas	2-3	L	12-27-34	29-33
9	Nov. 1	@ Chicago	0-2	L	1-6-1	26-30	47	Feb. 10	Texas	6-7	SOL	12-27-35	34-35
10	Nov. 7	@ Charlotte	3-0	W	2-6-1	21-30	48	Feb. 13	Chicago	2-3	OTL	12-27-45	37-38
11	Nov. 8	@ Charlotte	2-3	L	2-7-1	18-40	49	Feb. 14	Chicago	5-2	W	13-27-45	24-41
12	Nov. 12	Chicago	3-5	L	2-8-1	36-19	50	Feb. 17	@ Rockford	5-2	W	14-27-45	27-32
13	Nov. 13	Chicago	3-2	OTW	3-8-1	31-24	51	Feb. 19	@ Rockford	3-2	W	15-27-45	25-39
14	Nov. 20	Bakersfield	1-2	L	3-9-1	33-30	52	Feb. 20	@ Milwaukee	4-1	W	16-27-45	22-32
15	Nov. 22	Bakersfield	3-1	W	4-9-1	28-33	53	Feb. 22	@ Iowa	2-3	L	16-28-45	35-33
16	Nov. 25	@ Lake Erie	2-4	L	4-10-1	25-43	54	Feb. 24	@ Iowa	1-2	L	16-29-45	22-29
17	Nov. 27	@ Lake Erie	1-4	L	4-11-1	25-31	55	Feb. 27	Charlotte	7-2	W	17-29-45	28-33
18	Dec. 1	@ Milwaukee	3-2	W	5-11-1	23-32	56	Feb. 28	Charlotte	1-2	L	17-30-45	28-28
19	Dec. 2	@ Chicago	2-8	L	5-12-1	37-28	57	Mar. 4	@ San Antonio	3-0	W	18-30-45	36-26
20	Dec. 5	@ Toronto	1-3	L	5-13-1	24-36	58	Mar. 5	@ Texas	1-6	L	18-31-45	26-36
21	Dec. 6	@ Toronto	0-9	L	5-14-1	21-34	59	Mar. 7	@ Iowa	1-2	L	18-32-45	33-29
22	Dec. 12	Milwaukee	3-2	W	6-14-1	21-32	60	Mar. 9	Iowa	2-4	L	18-33-45	20-41
23	Dec. 13	Milwaukee	3-4	SOL	6-14-2	28-38	61	Mar. 11	@ Grand Rapids	2-7	L	18-34-45	22-35
24	Dec. 16	San Antonio	5-1	W	7-14-2	36-23	62	Mar. 12	@ Grand Rapids	1-5	L	18-35-45	33-31
25	Dec. 17	San Antonio	3-2	W	8-14-2	26-32	63	Mar. 18	@ Lake Erie	4-0	W	19-35-45	23-36
26	Dec. 19	@ Milwaukee	5-7	L	8-15-2	27-31	64	Mar. 19	@ Lake Erie	0-5	L	19-36-45	19-40
27	Dec. 21	@ Chicago	1-4	L	8-16-2	24-29	65	Mar. 21	Stockton	3-0	W	20-36-45	31-23
28	Dec. 31	Iowa	4-3	W	9-16-2	33-44	66	Mar. 23	Stockton	3-2	W	21-36-45	25-21
29	Jan. 1	Iowa	3-4	SOL	9-16-3	28-39	67	Mar. 26	Charlotte	2-6	L	21-37-45	26-27
30	Jan. 3	Grand Rapids	1-4	L	9-17-3	26-37	68	Mar. 29	Charlotte	2-1	W	22-37-45	22-27
31	Jan. 5	Grand Rapids	2-1	W	10-17-3	26-38	69	Mar. 30	@ Iowa	3-2	W	23-37-45	27-33
32	Jan. 8	Toronto	0-3	L	10-18-3	26-26	70	Apr. 1	@ Iowa	2-4	L	23-38-45	23-39
33	Jan. 9	Toronto	1-4	L	10-19-3	22-45	71	Apr. 5	Milwaukee	2-4	L	23-39-45	29-28
34	Jan. 11	Lake Erie	3-7	L	10-20-3	27-35	72	Apr. 6	Milwaukee	2-5	L	23-40-45	29-37
35	Jan. 13	Lake Erie	4-0	W	11-20-3	32-24	73	Apr. 9	Rockford	5-1	W	24-40-45	33-33
36	Jan. 16	@ Charlotte	2-3	OTL	11-20-2	29-28	74	Apr. 10	Rockford	5-4	W	25-40-45	30-43
37	Jan. 17	@ Charlotte	1-4	L	11-21-2	18-28	75	Apr. 15	@ San Antonio	5-2	W	26-40-45	34-20
38	Jan. 20	@ Ontario	1-4	L	11-22-2	24-31	76	Apr. 16	@ Texas	1-4	L	26-41-45	33-23

\* Game decided in a shootout - When two figures are given, Moose total is first

## INDIVIDUAL STATISTICS

PLAYER	POS	GP	G	A	PTS	+/-	PIM	SH	PCT	PLAYER	POS	GP	G	A	PTS	+/-	PIM	SH	PCT	
Brenden Kichton	D	68	11	30	41	-23	36	107	10.3	Sean Escobedo	D	10	1	4	5	1	9	8	12.5	
Chase De Leo	C	73	19	21	40	-27	34	191	9.9	Axel Blomqvist	LW	33	1	4	5	-3	8	20	5	
Scott Kosmashuk	RW	67	19	21	36	-19	41	162	11.7	Brandon Denham	RW	9	1	3	4	3	2	13	7.7	
Austen Brassard	RW	75	15	21	36	-11	49	85	17.6	Adam Lowry	C	4	0	4	4	-2	2	11	0	
John Albert	C	66	12	24	36	10	20	159	7.6	Aaron Harstad	D	26	0	4	4	-1	28	11	0	
Patrice Cormier	C	65	15	17	32	-16	73	115	13	Brandon Lemieux	LW	5	2	1	3	1	6	15	13.3	
Nic Petan	C	47	9	23	32	-38	26	89	10.1	Jansen Harkins	C	6	1	2	3	1	2	7	14.3	
JC Lipon	RW	45	13	17	30	-13	67	102	12.7	Paul Postma	D	7	1	2	3	-5	2	16	6.3	
Josh Morrissey	D	57	3	19	22	-9	47	107	2.8	Darik Angeli	RW	10	1	2	3	-1	2	13	7.7	
Matt Haulschuk	LW	39	6	12	18	0	6	71	8.5	Ben Walker	C	16	1	2	3	-5	8	20	5	
Andrew MacWilliam	D	72	1	14	15	-17	86	43	2.3	Jake Baker	D	9	1	1	2	-2	29	12	8.3	
Dan DeSalvo	C	17	5	9	14	3	4	28	17.9	Brant Harris	RW	11	0	1	1	-3	0	22	0	
Matt Fraser	LW	44	5	9	14	-5	4	77	6.5	Kelly Zajac	C	14	0	1	1	-2	2	6	0	
Ryan Olsen	C	65	6	7	13	-18	90	88	6.8	Justin Breton	LW	2	0	0	0	0	-1	0	2	0
Darren Kramer	LW	61	7	5	12	-13	138	61	11.5	Jordan Southorn	D	2	0	0	0	0	0	2	0	
Thomas Raffl	LW	31	5	5	10	-6	42	57	8.8	Tyson Wilson	D	3	0	0	0	0	-3	0	5	0
Jan Kostealek	D	52	1	8	9	-12	20	59	1.7	Kevin Lynch	C	5	0	0	0	0	-1	2	2	0
Jiri Frnk	RW	33	6	2	8	1	8	42	14.3	Jon Juuti	D	6	0	0	0	0	-2	2	4	0
Joel Armia	RW	18	3	5	8	3	16	31	9.7	Jussi Oikunura	G	6	0	0	0	0	0	0	0	0
Julien Melchiori	D	62	3	4	7	-17	46	71	4.2	Jordan Hill	D	8	0	0	0	0	0	6	5	0
Peter Stoykewych	D	47	0	7	7	-6	38	47	0	Brennan Serville	D	15	0	0	0	0	-6	10	10	0
Jimmy Lodge	RW	44	3	3	6	-12	10	30	10	Connor Hellebuyck	G	30	0	0	0	0	0	0	0	0
Jay Harrison	D	18	3	2	5	-6	17	32	9.4	Eric Cormie	G	46	0	0	0	0	0	0	0	0

## GOALTENDER STATISTICS

GOALTENDER	GP	MIN	GA	GAA	W	L	T	SVS	%	SO
Connor Hellebuyck	30	1735	72	2.49	13	15	1	850	0.922	4
Eric Cormie	46	2600	135	3.12	13	25	7	1323	0.907	1
Jussi Oikunura	6	222	19	5.13	0	1	1	121	0.894	0
TEAM TOTALS	82	4557	226	2.98	26	41	9	2294	0.91	5

# 2016-17 SEASON SUMMARY (AHL)

## SCHEDULE AND RESULTS

#	DATE	OPPONENT	SC	RES	RECORD	SOG	#	DATE	OPPONENT	SC	RES	RECORD	SOG
1	Oct. 14	at Iowa	3-1	W	1-0-0-0	23-29	39	Jan. 20	at San Antonio	2-0	W	16-18-3-2	39-25
2	Oct. 15	at Iowa	2-3	SOL	1-0-0-1	34-38	40	Jan. 21	at San Antonio	2-4	L	16-19-3-2	29-28
3	Oct. 18	Bakersfield	1-4	L	1-1-0-1	31-33	41	Jan. 24	at Texas	2-1	W	17-19-3-2	25-28
4	Oct. 20	Bakersfield	5-4	W	2-1-0-1	31-33	42	Jan. 27	at Charlotte	1-4	L	17-20-3-2	29-27
5	Oct. 22	at Toronto	2-4	L	2-2-0-1	30-25	43	Jan. 28	at Charlotte	2-1	W	18-20-3-2	33-36
6	Oct. 23	at Toronto	0-4	L	2-3-0-1	22-34	44	Feb. 3	San Jose	1-4	L	18-21-3-2	26-40
7	Oct. 28	San Diego	3-2	OTW	3-3-0-1	30-29	45	Feb. 4	San Jose	4-5	L	18-22-3-2	40-39
8	Oct. 29	San Diego	5-4	W	4-3-0-1	27-41	46	Feb. 8	at Grand Rapids	1-4	L	18-23-3-2	23-37
9	Nov. 3	Cleveland	7-3	W	5-3-0-1	26-35	47	Feb. 10	at Cleveland	2-3	SOL	18-23-3-3	41-32
10	Nov. 5	Cleveland	5-2	W	6-3-0-1	40-36	48	Feb. 12	at Cleveland	2-1	SOW	19-23-3-3	22-32
11	Nov. 11	at San Diego	2-3	L	6-4-0-1	23-37	49	Feb. 15	at Grand Rapids	5-7	L	19-24-3-3	39-36
12	Nov. 12	at San Diego	3-6	L	6-5-0-1	42-34	50	Feb. 17	at Toronto	2-5	L	19-25-3-3	37-24
13	Nov. 16	at Bakersfield	4-1	W	7-5-0-1	23-30	51	Feb. 18	at Toronto	0-1	L	19-26-3-3	37-31
14	Nov. 18	at Tucson	2-5	L	7-6-0-1	42-24	52	Feb. 21	Rockford	3-4	L	19-27-3-3	30-31
15	Nov. 22	Iowa	0-1	OTL	7-6-1-1	28-35	53	Feb. 22	Rockford	0-1	SOL	19-27-3-4	35-27
16	Nov. 23	Iowa	1-3	L	7-7-1-1	28-34	54	Feb. 25	San Antonio	4-2	W	20-27-3-4	31-39
17	Nov. 26	at Milwaukee	4-3	OTW	8-7-1-1	30-33	55	Feb. 26	San Antonio	4-2	W	21-27-3-4	40-35
18	Nov. 27	at Chicago	2-1	W	9-7-1-1	28-27	56	Feb. 28	at Rockford	5-3	W	22-27-3-4	32-35
19	Nov. 30	at Rockford	5-4	SOW	10-7-1-1	25-36	57	Mar. 3	at Rockford	5-3	W	23-27-3-4	36-41
20	Dec. 3	Texas	1-6	L	10-8-1-1	27-33	58	Mar. 4	at Milwaukee	2-3	OTL	23-27-4-4	29-27
21	Dec. 4	Texas	5-4	W	11-8-1-1	31-35	59	Mar. 5	at Chicago	4-5	L	23-28-4-4	41-39
22	Dec. 9	Cleveland	1-5	L	11-9-1-1	35-36	60	Mar. 9	Charlotte	3-4	L	23-29-4-4	38-27
23	Dec. 10	Cleveland	1-2	SOL	11-9-1-2	32-31	61	Mar. 10	Charlotte	1-4	L	23-30-4-4	50-29
24	Dec. 13	at Charlotte	2-4	L	11-10-1-2	25-32	62	Mar. 12	Toronto	4-5	L	23-31-4-4	27-28
25	Dec. 14	at Charlotte	2-3	OTL	11-10-2-2	35-30	63	Mar. 14	Toronto	3-6	L	23-32-4-4	23-35
26	Dec. 17	at Rockford	2-4	L	11-11-2-2	31-37	64	Mar. 17	Rockford	1-2-50	SOL	23-32-4-5	38-33
27	Dec. 18	at Iowa	1-3	L	11-12-2-2	25-26	65	Mar. 18	Rockford	5-3	W	24-32-4-5	37-27
28	Dec. 19	at Iowa	2-1	W	12-12-2-2	23-22	66	Mar. 23	Milwaukee	2-6	L	24-33-4-5	28-32
29	Dec. 30	Charlotte	2-3	OTL	12-12-3-2	39-31	67	Mar. 24	Milwaukee	1-3	L	24-34-4-5	33-15
30	Jan. 1	Charlotte	4-1	W	13-12-3-2	31-27	68	Mar. 28	at Bakersfield	5-2	W	25-34-4-5	27-28
31	Jan. 3	Toronto	2-1	W	14-12-3-2	16-35	69	Mar. 31	at San Jose	0-3	L	25-35-4-5	26-30
32	Jan. 4	Toronto	3-4	L	14-13-3-2	33-35	70	Apr. 1	at San Jose	3-6	L	25-36-4-5	35-42
33	Jan. 7	Iowa	2-4	L	14-14-3-2	30-38	71	Apr. 4	Grand Rapids	3-1	W	26-36-4-5	27-36
34	Jan. 8	Iowa	1-3	L	14-15-3-2	33-23	72	Apr. 5	Grand Rapids	1-2	OTL	26-36-5-5	21-42
35	Jan. 10	at Tucson	2-5	L	14-16-3-2	38-30	73	Apr. 7	Tucson	5-4	OTW	27-36-5-5	23-27
36	Jan. 13	Chicago	2-4	L	14-17-3-2	37-36	74	Apr. 8	Tucson	4-3	W	28-36-5-5	37-31
37	Jan. 15	Chicago	4-1	W	15-17-3-2	20-44	75	Apr. 13	at Cleveland	4-5	L	28-37-5-5	36-29
38	Jan. 18	at Texas	3-4	L	15-18-3-2	30-27	76	Apr. 14	at Cleveland	1-0	W	29-37-5-5	30-30

\* Game decided in a shootout - When two figures are given, Moose total is first.

## INDIVIDUAL STATISTICS

PLAYER	POS	GP	G	A	PTS	+/-	PIM	SH	PCT	PLAYER	POS	GP	G	A	PTS	+/-	PIM	SH	PCT
Jack Roslovic	C	65	13	35	48	-17	22	136	9.6	Darren Kramer	LW	42	3	1	4	-9	89	35	8.6
Kyle Connor	LW	52	25	19	44	-8	14	151	16.6	Jansen Harkins	C	4	2	2	4	3	4	6	33.3
Dan DeSalvo	C	66	18	22	40	-18	30	126	14.3	Bryan Moore	LW	2	0	0	0	1	0	2	0
Chase De Leo	C	69	14	18	32	-22	12	161	8.7	Darcy Murphy	LW	8	1	1	2	-3	4	12	8.3
Kevin Czuczman	D	76	9	23	32	-23	48	190	4.7	Marko Dano	LW	6	0	2	2	-6	4	12	0
JC Lipon	RW	71	12	18	30	11	129	164	7.3	Jake Kulevich	D	11	0	2	2	-2	4	6	0
Patrice Cormier	C	69	13	16	29	10	101	112	11.6	Anthony Peluso	RW	22	0	2	2	2	6	26	0
Scott Kosmachuk	RW	58	11	17	28	-3	47	124	8.9	Nolan Zajac	D	1	1	0	1	2	0	1	100
Quinton Howden	LW	58	13	11	24	-1	10	97	13.4	Danick Gauthier	LW	2	1	0	1	-1	2	3	33.3
Brenden Kichton	D	63	1	22	23	-19	52	93	1.1	Rob Flick	LW	5	1	0	1	-1	7	6	16.7
Scott Glennie	RW	45	7	13	20	-9	34	61	11.5	Elgin Pearce	LW	3	0	1	1	1	0	2	0
Peter Stoykewych	D	72	5	15	20	6	47	128	3.9	Luke Green	D	4	0	1	1	1	0	0	0
Brendan Lemieux	LW	61	12	7	19	-16	130	120	10	Michael Spacek	C	4	0	1	1	-1	8	5	0
Jimmy Lodge	RW	63	8	10	18	-10	34	66	12.1	Jake Baker	D	15	0	1	1	4	30	11	0
Brian Strait	D	58	2	12	14	-4	36	84	2.4	Kale Kesay	LW	16	0	1	1	-2	16	5	0
Nelson Nogier	D	60	2	11	13	-5	35	87	2.3	Eric Cormie	G	51	0	1	1	0	0	0	0
Ryan Olsen	C	56	7	4	11	-9	54	67	10.4	Jiri Fronk	RW	1	0	0	0	0	0	2	0
Brandon Tanev	LW	23	2	7	9	-1	13	49	4.1	Adam Pleskach	RW	1	0	0	0	0	0	2	0
Julian Melchiori	D	40	2	6	8	8	18	89	2.2	Phil Brewer	RW	2	0	0	0	0	0	4	0
Jan Kostalek	D	60	2	5	7	-4	20	71	2.8	Tim Daly	D	2	0	0	0	0	0	2	4
Francis Beauvillier	LW	9	4	1	5	3	13	11	36.4	Jordan Hill	D	6	0	0	0	-2	0	4	0
Nic Petan	C	9	4	1	5	4	4	20	20	Jamie Phillips	G	11	0	0	0	0	0	0	0
Andrew Copp	C	8	0	5	5	-1	4	13	0	Ondrej Pavelec	G	18	0	0	0	0	2	0	0

## GOALTENDER STATISTICS

GOALTENDER	GP	MIN	GA	GAA	W	L	T	SVS	%	SO
Ondrej Pavelec	18	1059	49	2.78	8	7	2	538	0.917	0
Eric Cormie	51	2920	144	2.96	19	26	6	1389	0.906	3
Jamie Phillips	11	585	29	2.97	2	4	2	278	0.906	0
Totals	80	4564	222	2.92	29	37	10	2205	0.909	3

## 2017-18 SEASON SUMMARY (AHL)

## SCHEDULE AND RESULTS

#	DATE	OPPONENT	SC	RES	RECORD	SOG	#	DATE	OPPONENT	SC	RES	RECORD	SOG
1	Oct. 6	at Grand Rapids	2-5	L	0-1-0-0	29-22	39	Jan. 14	Iowa	3-2	W	26-3-3-2	36-20
2	Oct. 7	at Grand Rapids	7-2	W	1-1-0-0	38-38	40	Jan. 19	Texas	0-4	L	26-3-3-2	27-33
3	Oct. 13	Cleveland	3-4	L	1-2-0-0	29-33	41	Jan. 20	Texas	1-5	L	26-10-3-2	38-32
4	Oct. 15	Cleveland	4-1	W	2-2-0-0	35-29	42	Jan. 24	at Belleville	4-1	W	27-10-3-2	29-24
5	Oct. 20	at Iowa	2-3	L	2-3-0-0	28-30	43	Jan. 26	at Laval	4-1	W	28-10-3-2	30-40
6	Oct. 21	at Iowa	4-2	W	3-3-0-0	27-26	44	Jan. 27	at Laval	5-2	W	29-10-3-2	26-34
7	Oct. 25	at Chicago	3-1	W	4-3-0-0	26-37	45	Feb. 2	at Rockford	4-3	OTW	30-10-3-2	50-40
8	Oct. 27	Belleville	3-4	SOL	4-3-0-1	38-28	46	Feb. 3	at Milwaukee	5-1	W	31-10-3-2	42-40
9	Oct. 28	Belleville	2-3	OTL	4-3-1-1	39-37	47	Feb. 6	at Milwaukee	2-3	SOL	31-10-3-3	33-33
10	Nov. 1	at Bakersfield	2-5	L	4-4-1-1	35-30	48	Feb. 7	at Grand Rapids	2-4	L	31-11-3-3	27-39
11	Nov. 3	at Stockton	4-1	W	5-4-1-1	29-41	49	Feb. 9	at Cleveland	4-2	W	32-11-3-3	20-33
12	Nov. 4	at Bakersfield	2-1	OTW	6-4-1-1	35-32	50	Feb. 11	at Cleveland	2-3	OTL	32-11-4-3	26-45
13	Nov. 8	at Stockton	4-1	W	7-4-1-1	32-36	51	Feb. 15	Grand Rapids	0-1	L	32-12-4-3	28-38
14	Nov. 11	at San Jose	5-2	W	8-4-1-1	21-38	52	Feb. 17	Grand Rapids	0-5	L	32-13-4-3	38-42
15	Nov. 12	at San Jose	1-4	L	8-5-1-1	18-25	53	Feb. 19	Milwaukee	2-3	L	32-14-4-3	32-26
16	Nov. 15	Chicago	3-2	W	9-5-1-1	31-44	54	Feb. 21	Milwaukee	6-3	W	33-14-4-3	32-31
17	Nov. 17	Chicago	6-4	W	10-5-1-1	31-41	55	Feb. 24	Chicago	2-0	W	34-14-4-3	39-33
18	Nov. 19	Laval	5-2	W	11-5-1-1	37-29	56	Feb. 25	Chicago	2-5	L	34-15-4-3	38-33
19	Nov. 21	Laval	3-2	SOW	12-5-1-1	37-28	57	Mar. 3	Iowa	5-4	OTW	35-15-4-3	33-22
20	Nov. 24	at Grand Rapids	3-1	W	13-5-1-1	30-38	58	Mar. 4	Iowa	3-4	L	35-15-4-3	38-28
21	Nov. 25	at Milwaukee	3-0	W	14-5-1-1	23-30	59	Mar. 7	at Milwaukee	2-3	SOL	35-16-4-4	26-23
22	Nov. 28	at Rockford	8-1	W	15-5-1-1	36-48	60	Mar. 10	at Chicago	2-1	W	36-16-4-4	22-23
23	Nov. 30	Cleveland	7-1	W	16-5-1-1	25-35	61	Mar. 11	at Iowa	3-4	L	36-17-4-4	27-28
24	Dec. 2	Cleveland	4-0	W	17-5-1-1	30-27	62	Mar. 14	at Texas	6-3	W	37-17-4-4	31-25
25	Dec. 9	Milwaukee	3-4	SOL	17-6-1-2	26-26	63	Mar. 16	at San Antonio	3-2	OTW	38-17-4-4	21-34
26	Dec. 10	Milwaukee	6-1	W	18-6-1-2	43-33	64	Mar. 17	at Texas	4-6	L	38-18-4-4	30-26
27	Dec. 15	at Belleville	7-3	W	19-6-1-2	43-27	65	Mar. 20	at San Antonio	2-4	L	38-19-4-4	34-16
28	Dec. 16	at Toronto	2-1	W	20-6-1-2	27-40	66	Mar. 22	Stockton	4-1	W	39-19-4-4	30-22
29	Dec. 17	at Toronto	5-1	W	21-6-1-2	27-28	67	Mar. 24	Stockton	1-3	L	39-20-4-4	30-34
30	Dec. 21	San Antonio	7-2	W	22-6-1-2	40-35	68	Mar. 26	Rockford	2-4	L	39-21-4-4	34-29
31	Dec. 22	San Antonio	3-1	W	23-6-1-2	31-37	69	Mar. 28	Rockford	3-4	L	39-22-4-4	24-28
32	Dec. 30	San Jose	2-3	L	23-6-2-2	26-26	70	Mar. 30	Toronto	2-3	L	39-23-4-4	27-28
33	Dec. 31	San Jose	5-2	W	24-6-2-2	38-23	71	Mar. 31	Toronto	4-5	L	39-24-4-4	32-36
34	Jan. 5	at Chicago	3-4	OTL	24-6-2-2	26-32	72	April 6	Bakersfield	4-1	W	40-24-4-4	31-24
35	Jan. 6	at Iowa	4-3	W	25-6-2-2	24-34	73	April 8	Bakersfield	3-4	L	40-25-4-4	23-27
36	Jan. 8	Grand Rapids	2-3	OTL	25-6-3-2	35-33	74	April 12	at Cleveland	4-0	W	41-25-4-4	35-13
37	Jan. 10	Grand Rapids	1-5	L	25-7-3-2	33-31	75	April 13	at Cleveland	1-3	L	41-26-4-4	26-22
38	Jan. 13	Iowa	4-5	L	25-8-3-2	48-34	76	April 15	at Chicago	3-1	W	42-26-4-4	30-24

\* Game decided in a shootout - When two figures are given, Moose total is first

## INDIVIDUAL STATISTICS

PLAYER	POS	GP	G	A	PTS	+/-	PIM	SH	PCT	PLAYER	POS	GP	G	A	PTS	+/-	PIM	SH	PCT
Mason Appleton	RW	76	22	44	66	34	57	180	11.6	Jan Kostalek	D	37	6	1	7	5	16	53	11.3
Samir Niku	D	76	16	38	54	17	30	139	11.5	Kyle Connor	LW	4	3	2	5	1	0	19	15.8
Buddy Robinson	RW	74	25	28	53	17	64	204	12.3	Darren Kramer	LW	26	3	0	3	2	47	20	15
Nic Petan	C	52	15	37	52	15	24	113	13.3	Jake Kulevich	D	33	0	3	3	9	15	29	0
Patrice Cormier	C	69	22	21	43	25	126	112	19.6	C.J. Suess	LW	6	1	1	2	2	2	5	20
Brendan Lemieux	LW	51	19	24	43	10	170	152	12.5	Elgin Pearce	C	7	1	1	2	5	6	3	33.3
Mike Sgarbossa	C	68	16	24	40	8	88	100	16	Brett Welychka	RW	8	1	1	2	-1	2	3	33.3
JC Lipon	RW	68	17	21	38	12	103	138	12.3	Jimmy Lodge	RW	6	0	1	1	-1	2	2	0
Michael Spacek	C	70	17	21	38	-6	24	111	15.3	Nelson Nogier	D	13	0	1	1	1	4	10	0
Jack Roslovic	C	32	15	20	35	16	8	78	19.2	Eric Cormie	D	34	0	1	1	0	0	0	0
Chase De Leo	LW	69	12	23	35	7	31	166	7.2	Jacob Cederholm	D	1	0	0	0	0	0	1	0
Cameron Schilling	D	71	6	26	32	25	27	168	3.6	Chris Dienes	D	1	0	0	0	0	0	0	0
Peter Stoykevych	D	70	9	18	27	28	44	119	7.6	Mark Flood	D	1	0	0	0	-3	2	1	0
Brody Sutter	C	58	8	10	18	4	22	92	8.7	Kale Kessy	LW	1	0	0	0	0	5	0	0
Julian Melchiori	D	49	4	10	14	14	15	65	6.2	Steve Mason	G	1	0	0	0	0	0	0	0
Cam MacIshe	RW	67	7	6	13	3	24	77	9.1	Colton Phinney	G	1	0	0	0	0	0	0	0
Jansen Harkins	C	46	2	11	13	6	17	37	5.4	Matt Ustaski	LW	1	0	0	0	-1	0	0	0
Kirill Gotovets	D	57	1	12	13	10	47	49	2	Justin Woods	D	1	0	0	0	0	0	0	0
Tucker Poolman	D	17	1	9	10	-2	4	38	2.6	Garrett Meurs	RW	3	0	0	0	1	0	6	0
Francis Beauvillier	LW	43	2	6	8	1	24	40	5	Jamie Phillips	G	16	0	0	0	0	17	0	0
Charles-David Beaudoin	D	36	1	7	8	6	25	31	3.2	Michael Hutchinson	G	26	0	0	0	0	2	0	0

## GOALTENDER STATISTICS

GOALTENDER	GP	MIN	GA	GAA	W	L	T	SVS	%	SO
Michael Hutchinson	26	1561	54	2.08	17	5	4	777	0.935	2
Eric Cormie	34	2025	87	2.58	18	13	3	947	0.916	2
Jamie Phillips	16	871	40	2.76	6	7	1	415	0.912	0
Steve Mason	1	64	4	3.73	1	0	0	22	0.818	0
Colton Phinney	1	34	3	5.29	0	1	0	14	0.824	0
Totals	78	4600	194	2.53	42	26	4	2171	0.918	4

# 2018-19 SEASON SUMMARY (AHL)

## SCHEDULE AND RESULTS

#	DATE	OPPONENT	SC	RES	RECORD	SOG	#	DATE	OPPONENT	SC	RES	RECORD	SOG
1	Oct. 5	@ Iowa	1-4	L	0-1-0-0	22-27	39	Jan. 19	San Antonio	4-1	W	18-18-2-1	29-38
2	Oct. 7	@ Iowa	1-8	L	0-2-0-0	27-42	40	Jan. 20	San Antonio	4-2	W	19-18-2-1	17-31
3	Oct. 12	Belleville	2-1	W	1-2-0-0	30-31	41	Jan. 23	@ Grand Rapids	1-2	OTL	19-18-3-1	30-36
4	Oct. 13	Belleville	2-6	L	1-3-0-0	35-34	42	Jan. 25	@ Rockford	3-4	SOL	19-18-3-2	28-35
5	Oct. 19	San Antonio	4-1	W	2-3-0-0	30-35	43	Jan. 26	@ Milwaukee	2-8	L	19-18-3-2	27-31
6	Oct. 21	San Antonio	6-3	W	3-3-0-0	32-36	44	Feb. 1	@ Milwaukee	3-2	OTW	20-19-3-2	29-29
7	Oct. 27	@ Milwaukee	1-4	L	3-4-0-0	24-41	45	Feb. 2	@ Chicago	2-5	L	20-20-3-2	26-29
8	Oct. 28	@ Rockford	2-1	SOW	4-4-0-0	38-36	46	Feb. 6	@ Grand Rapids	1-2	L	20-21-3-2	21-32
9	Oct. 30	@ Milwaukee	2-1	OTW	5-4-0-0	40-30	47	Feb. 9	Texas	3-2	W	21-21-3-2	26-32
10	Nov. 2	Chicago	5-4	W	6-4-0-0	20-36	48	Feb. 10	Texas	2-0	W	22-21-3-2	33-34
11	Nov. 3	Chicago	1-4	L	6-5-0-0	30-28	49	Feb. 13	Chicago	4-2	W	23-21-3-2	29-22
12	Nov. 8	Grand Rapids	1-4	L	6-6-0-0	27-39	50	Feb. 15	Chicago	3-2	W	24-21-3-2	23-40
13	Nov. 10	Grand Rapids	6-2	W	7-6-0-0	31-40	51	Feb. 17	Milwaukee	5-6	L	24-22-3-2	32-35
14	Nov. 13	@ San Antonio	0-5	L	7-7-0-0	16-29	52	Feb. 18	Milwaukee	3-2	W	25-22-3-2	27-31
15	Nov. 14	@ Texas	5-4	W	8-7-0-0	20-30	53	Feb. 20	@ Toronto	3-4	L	25-23-3-2	30-29
16	Nov. 17	@ Grand Rapids	2-3	OTL	8-8-1-0	16-25	54	Feb. 22	@ Laval	0-3	L	25-24-3-2	24-23
17	Nov. 18	@ Chicago	2-4	L	8-9-1-0	19-43	55	Feb. 23	@ Laval	1-3	L	26-24-3-2	32-22
18	Nov. 23	Iowa	4-3	OTW	9-9-1-0	33-40	56	Feb. 27	@ Toronto	3-2	W	26-25-3-2	33-26
19	Nov. 24	Iowa	2-3	L	9-9-1-0	36-28	57	Mar. 1	@ Belleville	3-2	OTW	27-25-3-2	28-36
20	Nov. 28	@ San Diego	5-1	W	10-9-1-0	24-32	58	Mar. 2	@ Belleville	0-4	L	27-26-3-2	27-35
21	Nov. 30	@ San Diego	1-2	L	10-10-1-0	14-34	59	Mar. 9	Rockford	3-1	W	28-26-3-2	25-34
22	Dec. 1	@ Bakersfield	0-4	L	10-11-1-0	25-41	60	Mar. 10	Rockford	2-1	OTW	29-26-3-2	28-33
23	Dec. 5	@ Bakersfield	3-4	L	10-12-1-0	32-31	61	Mar. 13	Texas	4-3	W	30-26-3-2	24-23
24	Dec. 7	@ Stockton	2-1	W	11-12-1-0	16-42	62	Mar. 15	Texas	4-5	OTL	30-26-4-2	42-30
25	Dec. 8	@ Stockton	2-3	OTL	11-12-2-0	29-46	63	Mar. 17	San Diego	1-4	L	30-27-4-2	39-37
26	Dec. 14	Toronto	2-7	L	11-13-2-0	28-45	64	Mar. 19	San Diego	4-3	OTW	31-27-4-2	29-39
27	Dec. 15	Toronto	1-5	L	11-14-2-0	27-27	65	Mar. 22	@ Colorado	2-0	W	32-27-4-2	24-33
28	Dec. 21	Grand Rapids	1-4	L	11-15-2-0	28-28	66	Mar. 23	@ Colorado	3-2	OTW	33-27-4-2	31-37
29	Dec. 22	Grand Rapids	1-3	L	11-16-2-0	26-27	67	Mar. 27	@ Texas	2-3	L	33-28-4-2	27-32
30	Dec. 30	Colorado	4-0	W	12-16-2-0	30-38	68	Mar. 29	@ San Antonio	2-1	W	34-28-4-2	28-28
31	Dec. 31	Colorado	4-1	W	13-16-2-0	27-32	69	Mar. 30	@ San Antonio	3-4	OTL	34-29-4-2	35-24
32	Jan. 2	@ San Antonio	1-3	L	13-17-2-0	32-35	70	Apr. 2	Bakersfield	3-1	W	35-28-5-2	21-41
33	Jan. 4	@ Texas	1-3	L	13-18-2-0	35-31	71	Apr. 3	Bakersfield	3-2	W	36-28-5-2	27-31
34	Jan. 5	@ Texas	3-2	SOW	14-18-2-0	34-28	72	Apr. 6	Stockton	1-0	W	37-28-5-2	31-26
35	Jan. 10	Laval	4-0	W	15-18-2-0	27-35	73	Apr. 7	Stockton	2-6	L	37-29-5-2	38-34
36	Jan. 12	Laval	5-6	SOL	15-18-2-1	34-37	74	Apr. 12	@ Grand Rapids	4-1	W	38-29-5-2	28-29
37	Jan. 14	Milwaukee	3-2	OTW	16-18-2-1	42-36	75	Apr. 13	@ Chicago	2-4	L	38-30-5-2	41-22
38	Jan. 16	Milwaukee	4-2	W	17-18-2-1	27-33	76	Apr. 14	@ Chicago	6-2	W	39-30-5-2	35-16

\* Game decided in a shootout - When two figures are given, Moose total is first

## INDIVIDUAL STATISTICS

PLAYER	POS	GP	G	A	PTS	+/-	PIM	SH	PCT	PLAYER	POS	GP	G	A	PTS	+/-	PIM	SH	PCT	
Seth Griffith	RW	69	16	41	57	-12	30	119	13.4	Ryan White	RW	27	5	2	7	-4	57	36	13.9	
Logan Shaw	C	63	27	19	46	-25	38	152	17.8	Cam MacIse	C	38	2	5	7	7	12	30	6.7	
Michael Spacek	C	74	10	31	41	-7	32	104	9.6	Charles-David Beaudoin	D	57	1	6	7	-2	44	58	1.7	
Mason Appleton	RW	40	15	17	32	-5	24	107	14	Tye McGinn	LW	26	2	4	6	-3	38	25	8	
Jansen Harkins	LW	70	15	16	31	-2	37	83	18.1	Brent Pedersen	LW	29	4	1	5	-8	15	28	14.3	
Marko Dano	LW	51	12	18	30	-6	75	125	9.6	Luke Green	D	11	1	2	3	-5	10	12	8.3	
Cameron Schilling	D	64	6	23	29	2	30	159	3.8	Chris Collins	C	9	2	0	2	3	6	7	28.6	
JC Lipon	RW	60	11	15	26	10	121	142	7.7	Johnathan Kovacevic	D	1	1	1	2	2	2	1	100	
Tucker Poolman	D	43	5	20	25	4	10	72	6.9	Kameron Nault	LW	1	1	1	2	2	2	5	20	
Logan Stanley	D	73	6	16	22	-9	70	150	4	Cole Maier	C	3	1	0	1	0	0	6	16.7	
Felix Girard	C	70	5	13	18	-3	85	89	5.6	Austin Carroll	RW	7	1	0	1	0	0	21	6	16.7
Skyler McKenzie	LW	47	8	8	16	6	28	60	13.3	Nic Kerdiles	LW	3	0	1	1	1	4	4	0	
Peter Stoykewych	D	60	5	11	16	-7	39	127	3.9	Justin Woods	D	9	0	1	1	-4	2	4	0	
Kristian Vesalainen	LW	22	4	9	13	-1	10	31	12.9	Ken Appleby	G	10	0	1	1	0	6	0	0	
C.J. Suess	C	26	8	4	12	-3	6	38	21.1	Dennis Everberg	RW	11	0	1	1	-3	4	11	0	
Alexis D'Aoust	RW	42	7	5	12	-8	20	57	12.3	Jack Glover	D	1	0	0	0	0	0	1	0	
Sami Niku	D	20	3	9	12	-6	14	38	7.9	Kale Kessy	D	1	0	0	0	0	0	0	0	
Jimmy Ollngren	D	32	2	8	10	4	35	28	7.1	Logan Roe	D	1	0	0	0	0	0	0	0	
Kristian Reichel	C	55	2	8	10	-3	14	58	3.4	Dajon Mingo	D	3	0	0	0	3	0	4	0	
Nelson Nogier	D	74	1	8	9	-9	48	117	0.9	Jacob Cederholm	D	9	0	0	0	-1	4	2	0	
Emile Poirier	LW	24	3	5	8	-6	17	27	11.1	Mikhail Berdin	G	23	0	0	0	0	8	0	0	
Hunter Fejes	LW	42	3	5	8	5	8	42	7.1	Eric Cormie	G	47	0	0	0	0	2	0	0	

## GOALTENDER STATISTICS

GOALTENDER	GP	MIN	GA	GAA	W	L	T	SVS	%	SO
Eric Cormie	47	2739	123	2.69	25	16	4	1358	0.917	2
Mikhail Berdin	23	1307	51	2.34	12	8	3	647	0.927	2
Ken Appleby	10	520	34	3.92	2	6	0	259	0.884	1
Totals	76	4613	217	2.82	39	30	5	2264	0.913	5



## ROSTER BY NUMBER

1

BRISEBOIS, Bob

1997-98

STAUBER, Robb

1998-99

SALAIKO, Jeff

1999-00

VALLEY, Mike

2000-01

SKUDRA, Peter

2002-03

VOGEL, Ron

2003-04

ZELENEWICH, Brent

2003-04

MACHYNIWICH, Drew

2008-08

DEHREING, Karl

2008-09

MACHESNEY, Daren

2009-10

ACBISCHER, Daren

2011-12

BESKOROWANY, Tyler

2013-14

COMRIE, Eric

2014-19

2

PAEK, Jim

1996-97

HAUER, Brett

1997-01

DARBY, Regan

2001-03

EDLER, Alex

2006-08

RAMSEY, Travis

2007-13

PARDY, Adam

2013-14

STOYKEWICH, Peter

2014-15

MACWILLIAM, Andrew

2015-16

KULEVICH, Jake

2016-17

GOTONETS, Kirill

2017-18

3

McCAMBRIDGE, Keith

1999-00

ROCHON, Patrick

1999-00

OLIVIER, Simon

2000-01

TEZIKOV, Alexei

2001-02

BIEKSA, Kevin

2003-06/07-08

KELLY, Matt

2007-08

MARTENS, Andrew

2008-09

EHRRHARDT, Travis

2008-09

BOYNTON, Nick

2010-11

SWEATT, Lee

2011-12

FESTERLING, Brett

2012-13

CULLITY, Patrick

2012-13

HARSTAD, Aaron

2014-15

KOSTALEK, Jan

2015-18

POOLMAN, Tucker

2018-19

4

EGERLE, Derek

1996-97

SUTTON, Ken

1996-97

STEWART, Michael

1997-00

DOLLAS, Bobby

2000-01

BONNI, Ryan

2001-02

TEZIKOV, Alexei

2002-03

HAY, Darrell

2003-06

MOUZIS, Tomas

2006-07

ROME, Reagan

2006-07

CRAIG, Matt

2006-07

DAVID, J.F.

2006-07

BOURDON, Luc

2007-08

POSTIMA, Paul

2007-08

ELLERBY, Keaton

2011-14

POSTIMA, Paul

2014-15

DALY, Tim

2015-16

SGARBOSSA, Mike

2016-17

KOVAČEVIĆ, Johnathan

2017-18

2018-19

5

TOK, Chris

1996-98

LANDMESSER, Derek

1998-00

ALLEN, Bryan

2001-03

JOKELA, Mikko

2003-10

DIPENTA, Joe

2004-05

SKINNER, Brett

2005-06

KUTIPER, Nick

2006-07

RAHIMI, Daniel

2006-07

COULOMBE, Patrick

2007-08

BAUMGARTNER, Nolan

2007-08

KING, Jason

2007-11

RAFFL, Thomas

2011-13

GREEN, Luke

2015-18

SCHILLING, Cameron

2017-19

6

EVANS, Shawn

1996-97

McQUAT, Jason

1996-97

SCHER, Kurt

1996-97

THIESSEN, Travis

1996-97

FEARNS, Kent

1996-97

WILLIAMS, Jack

1997-98

PARSONS, Don

1998-99

HAY, Darrell

2001-02

JOKELA, Mikko

2002-03

HUSKINS, Kent

2004-05

RYAN, Prestin

2005-07

RAHIMI, Daniel

2007-09

PETRIUĆ, Neil

2009-10

7

WILSON, Steve

1996-98

GIRARD, Rob

1997-98

SECORD, Brian

1997-98

BROWN, Bobby

1998-99

SEROV, Vlad

1999-00

TEZIKOV, Alexei

2001-02

DRUKEN, Harold

2001-02

BAUMGARTNER, Nolan

2002-05

RULLIER, Joe

2006-07

RAYMOND, Mason

2008-08

OUELLET, Michel

2008-09

BOOTLAND, Darryl

2009-10

SHARROW, Jimmy

2009-10

CLARK, Matt

2010-11

PARENT, Ryan

2013-15

MEECH, Derek

2013-15

FREDHEIM, Kris

2015-16

MORRISSEY, Josh

2017-18

FLOOD, Mark

2018-19

STANLEY, Logan

2018-19

8

RODGERS, Marc

1999-00

KOMARNECKI, Zenith

2001-04

CRAIG, Matt

2005-06

MCIVER, Nathan

2006-10

FLOOD, Mark

2010-12

MELCHIORI, Julian

2011-12

BURMISTROV, Alex

2012-13

KICHTON, Brenden

2013-17

NIKU, Sami

2017-19

9

CLARK, Kevin

2011-13

KIRZINGER, Matthew

2012-13

OLSEN, Ryan

2014-17

DE LEO, Chase

2017-18

MINIGO, Dajon

2018-19

10

KONTOS, Chris

1996-97

FREDERICK, Joe

1997-98

CYRENNE, Cory

1998-01

SMITH, Tim

2002-03

NIELSEN, Chris

2003-04

SMITH, Tim

2004-05

REID, Brandon

2004-05

DALEI, Josef

2007-08

KROD, Jason

2007-08

POPE, Matt

2008-09

TAMBELLINI, Jeff

2010-11

MACHACEK, Spencer

2011-13

SAPONARI, Vinny

2012-13

GORDON, Andrew

2013-14

ARMITA, Joel

2015-16

ROBINSON, Buddy

2017-18

11

ARNIEL, Scott

1996-99

RYPIEN, Rick

2004-08

VOLPATTI, Aaron

2009-10

SCHROEDER, Jordan

2010-11

WIEBE, Shayne

2011-12

ROGERS, Kyle

2011-12

GAGNON, Aaron

2012-13

12

SCHNEIDER, Andy

1996-97

CHRISTIE, Jess

1997-98

BUIR, Shawn

1999-00

MacINTYRE, Andy

1999-00

BRULE, Steve

2000-01

LUČIUK, Andrew

2001-02

BOUCK, Tyler

2001-04

PECKER, Cory

2004-05

KEANE, Mike

2005-10

13

INTRANUOVO, Ralph

2010-11

GONEAU, Daniel

2011-12

CHUBAROV, Artem

2013-14

SMITH, Nathan

2015-17

BROWN, Mike

2017-18

EZKIEL, Norm

2018-19

BALISY, Chase

1996-99

PETAN, Nic

1997-98

VESTASKI, Matt

1998-99

USTALAINEN, Kristian

1999-00

14

McCRORY, Scott

2001-02

THOMLINSON, Dave

2001-02

GORDON, Rhett

2002-05

LEONOV, Dmitri

2006-07

READY, Ryan

2008-08

JAFFRAY, Jason

2008-09

GREEN, Josh

2009-10

CHOUINARD, Marc

2010-11

SANTALA, Tommi

2010-11

YEO, Dylan

2013-15

FUNK, Mike

2013-15

HOODSON, Cody

2015-16

O'DELL, Eric

2017-18

PELUSO, Anthony

2018-19

KULEVICH, Jake

2018-19

OLIGNY, Jimmy

2018-19

15

GILHEN, Randy

1996-98

KENNEDY, Sheldon

1998-99

WINNES, Chris

1998-99

MacLEAN, John

2000-01

KAVANAGH, Pat

2001-04

MORRISON, Justin

2004-05

JAFFRAY, Jason

2005-15

HALISCHUK, Matt

2015-16

GLENNIE, Scott

2016-17

16

DUTHIE, Ryan

1996-97

MORRIS, Keith

1996-97

STEVENS, Mike

1996-97

WEINGARTNER, Rob

1996-97

DUMONT, Louis

1997-98

COLES, Bruce

1998-99

MAIJC, Xavier

1998-99

BOHONOS, Lonny

1999-00

BLANCHARD, Sean

2000-01

REMPEL, Nathan

2001-01

GUILLET, Jason

2002-03

SCHULTZ, Jesse

2003-04

HEEREMA, Jeff

2004-05

SMITH, Jeff

2005-06

GRABNER, Michael

2006-07

SLATTENGREN, Aaron

2007-08

BRUNNSTROM, Fabian

2008-09

NESBITT, Derek

2008-09

MURRAY, Marty

2009-10

OLVECK, Peter

2009-10

CRUTHERS, Ryan

2010-11

ALBERT, John

2011-16

BREWER, Phil

2016-17

GIRARD, Felix

2018-19

17

TALLAIRE, Sean

1996-97

RIDLEY, Mike

1997-98

KURTZ, Justin

1998-03

KESLER, Ryan

2003-05

DARBY, Craig

2005-06

HANSEN, Jannik

2006-09

CHRISTENSEN, Erik

2008-10

KASHIRSKY, Nikita

2009-10

VOLPATTI, Aaron

2010-11

MURRAY, Garth

2011-12

GREGOIRE, Jason

2012-13

SAMSON, Jerome

2013-14

MacLEAN, Brandon

2014-15

LODGE, Jimmy

2015-18

KEOTILES, Nic

2018-19

18

DUBOIS, Eric

1996-97

FEARNS, Kent

1997-00

PROKOPEC, Mike

1998-00

AST, Doug

2000-01

KARIYA, Steve

2001-03

SARNO, Peter

2003-05

BALEI, Jozef

2005-06

HUNTER, I.J.

2006-07

FITZGERALD, Zack

2007-08

19

ROMANIUK, Russ

1996-98

BURKETT, Michael

1997-98

HALVERSON, Trevor

1997-98

MONGEAU, Michel

1997-98

TAROFF, Patrice

1998-00

PRONGER, Sean

1999-01

SAVAGE, Andre

2001-02

FARKAS, Jeff

2002-03

PRONGER, Sean

2003-04

SMITH, Nathan

2004-07

CLASSEN, Greg

2007-08

CULLEN, Mark

2008-09

ROSA, Marco

2009-12

SIDES, Joey

2012-13

KUBALIK, Tomas

2013-13

MACKINNON, Kyle

2013-15

DE LEO, Chase

2015-17

PETAN, Nic

2017-18

NAULT, Kameron

2018-19

20

MORIN, Stephane

1996-97

PUIROE, Brad

1997-98

PERRAULT, Kelly

1998-99

ABDUT, Jaroslav

1998-99

CHANDER, Shane

1999-00

CAMPBELL, Jim

1999-00

RICHARDSON, Bruce

2000-01

VIDAREN, Rene

2001-04

LEHOU, Adam

2004-05

MORAN, Brad

2005-06

SOUTHERN, Dirk

2006-08

ORESKOVICH, Victor

2008-09

MAXWELL, Tommy

2010-11

WELLER, Shawn

2011-12

PETIT, Richard

2012-13

HARRISON, Jay

2015-16

SOUTHERN, Jordan

2015-16

FLICK, Rob

2016-17

MEURS, Garrett

2017-18

WELCHKA, Brett

2017-18

SUESS, C.J.

2018-19

21

CHRISTIE, Jason

1996-97

ROY, Jimmy

1997-06

DAVETILLA, Trent

2011-12

O'BRIEN, Zach

2011-12

WHITMORE, Dale

2012-13

MOULLEAT, Kael

2012-14

WALKER, Ben

2014-16

HOWEN, Quinton

2016-17

BEAUVILLIER, Francis

2017-18

POIRIER, Emilie

2018-19

22

CHAPMAN, Brian

1997-03

SCHULTZ, Jesse

2004-07

SHANNON, Ryan

2007-08

LUDWIG, Trevor

2008-09

SALCIDO, Brian

2009-10

PITTON, Jason

2010-11

SALO, Sami

2010-11

SEABROOK, Keith

2010-11

TELEGIN, Ivan

2011-13

KRAMER, Darren

2015-18

REICHE, Kristian

2018-19

23

CHRISTIE, Jason

1996-97

NOLAN, Brandon

2005-06

WOOD, Dustin

2006-07

SIMEK, Juraj

2007-08

GENDOUR, Dan

2008-09

HANSEN, Jannik

2009-10

SCHROEDER, Jordan

2009-10

WELLER, Shawn

2010-11

O'NEILL, Will

2011-13

FREIBERGS, Ralfs

2014-15

PANZARELLA, Andrew

2015-16

BLOMQUIST, Axel

2015-16

SPACEK, Michael

2016-19

24

NEAL, James

2008-09

PETTINGER, Matt

2008-09

ASPENLOD, Josh

2010-11

CHIARDI, Ben

2011-15

COPP, Andrew

2016-17

SUTTER, Brody

2017-18

EVERBERG, Dennis

2018-19

ROE, Logan

2018-19

24

LODER, Jeff  
CHAPMAN, Brian  
PARROTT, Jeff  
MacDONALD, Jason  
HOLLINGER, Terry  
BOUCHER, Philippe  
BOUCK, Tyler  
LINDGREN, Mats  
MORRISON, Justin  
DITG, Jason  
KEEFE, Adam  
BLIGHT, Chris  
DURAND, Chris  
LABELLE, Olivier  
SCHNEIDER, Mathieu  
McGINNIS, Ryan  
REDMOND, Zach  
KOSMACHUK, Scott  
MADLISE, Cam

25

KESA, Dan  
STASTNY, Van  
GAGNON, Aaron  
RILEY, Blair  
FRASER, Matt  
JUTZI, Jon  
SUESS, C.J.  
DANO, Marko

26

JENSEN, Chris  
CROWE, Calvin  
THOMPSON, Scott  
MONTGOMERY, Jim  
REZANSOFF, Jesse  
COPELEY, Randy  
WARRINER, Todd  
LEEB, Brad  
MARTYNYUK, Denis  
PRONGER, Sean  
FITZPATRICK, Chance  
KELLY, Matt  
KELMAN, Scott  
SLOAN, Tyler  
BROOKS, Brendan  
HESKHA, Shaun  
McCUE, Matt  
PERRAULT, Joel  
MACENAUER, Maxime  
BLANCHARD, Nicolas  
SERVALE, Brennan  
FRONK, Jiri  
TANVEY, Brandon  
HARKINS, Jansen

27

ANDERSON, Shawn  
BOWLER, Bill  
PUNCHARD, Brett  
ANGELSTAD, Mel  
BROWN, Mike  
HERPERGER, Chris  
GRENIER, Martin  
GROUX, Danny  
ZULTEK, Matt  
AFFRAY, Jason  
FORTUNES, Maxime  
OBERG, Evan  
SAWADA, Raymond  
O'NEILL, Will  
HARSTAD, Aaron  
CZUCZMAN, Kevin  
APPLETON, Mason

28

ROY, Martin  
FEARNS, Kent  
MARTIN, Craig  
BOWEN, Curtis  
HANCOCK, Quinn  
SHAPLEY, Larry  
RICHARDSON, Bruce  
HELMER, Bryan  
CABANA, Paul  
HELMER, Bryan  
CABANA, Paul  
BERNIER, Marc-Andre  
ST. CROIX, Chris  
NYCHOLAT, Lawrence  
CORMIER, Patrice

1996-97  
1997-98  
1997-98  
1998-99  
1999-00  
2000-01  
2001-02  
2002-03  
2003-04  
2004-05  
2005-06  
2006-07  
2007-08  
2007-08  
2008-09  
2009-10  
2010-11  
2011-14  
2014-17  
2017-19

1999-01  
2009-10  
2011-12  
2013-15  
2015-16  
2015-16  
2017-18  
2017-18  
2017-19

1996-97  
1997-98  
1997-98  
1998-99  
1999-00  
2000-01  
2001-02  
2001-02  
2003-03  
2003-04  
2004-05  
2005-06  
2006-06  
2007-08  
2007-09  
2009-10  
2010-11  
2011-13  
2014-15  
2015-16  
2016-17  
2016-17  
2018-19

1996-97  
1997-98  
1997-98  
2000-01  
2001-02  
2002-03  
2003-04  
2004-05  
2004-05  
2004-05  
2005-08  
2009-11  
2011-13  
2013-15  
2015-16  
2016-17  
2017-19

1996-97  
1997-98  
1997-98  
1998-99  
1999-00  
1999-00  
2000-01  
2001-02  
2001-02  
2002-03  
2003-04  
2004-05  
2005-07  
2008-09  
2009-10  
2011-18

29

RICCIARDI, Jeff  
LAFORCE, Marc  
ROGATI, Mike  
LEGACE, Manny  
HEBERG, Johan  
VASILJEV, Herbert  
MOSS, Tyler  
BAYDA, Ryan  
YETMAN, Patrick  
GENOWAY, Colby  
SAWADA, Raymond  
ROME, Aaron  
LAMMERS, John  
GALVIN, Tom  
ARSEN, Dean  
McGINNIS, Ryan  
REDMOND, Zach  
KOSMACHUK, Scott  
MADLISE, Cam

30

1996-97  
1997-98  
1997-98  
1998-99  
1999-00  
2000-01  
2001-02  
2002-03  
2003-04  
2004-05  
2005-06  
2006-07  
2007-08  
2008-09  
2009-10  
2010-11  
2011-13  
2013-14  
2014-15  
2015-16  
2016-18

1996-97  
1997-98  
1997-98  
1998-99  
1999-00  
2000-01  
2001-02  
2001-02  
2003-03  
2003-04  
2004-05  
2005-06  
2006-07  
2007-08  
2008-09  
2010-11  
2012-13  
2013-16  
2016-17  
2017-18

32

1996-97  
1997-98  
1997-98  
1998-99  
1999-00  
2000-01  
2001-02  
2002-03  
2003-04  
2004-05  
2004-05  
2004-05  
2005-08  
2009-11  
2011-13  
2013-15  
2015-16  
2016-17  
2018-19

33

1996-97  
1997-98  
1997-98  
1998-99  
1999-00  
2000-01  
2001-02  
2002-03  
2003-04  
2004-07  
2012-13  
2013-14  
2014-15  
2016-17  
2017-19

34

1999-00  
2001-02  
2001-02  
2002-03  
2003-04  
2004-06  
2006-08  
2008-09  
2013-19

1996-97  
1997-98  
1998-99  
1999-00  
2000-01  
2001-03  
2003-04  
2005-06  
2006-07  
2006-08  
2008-09  
2009-10  
2009-10  
2009-10  
2012-13  
2013-17  
2017-19

1996-97  
1998-99  
2001-02  
2002-03  
2005-07  
2006-07  
2008-09  
2008-09  
2010-11  
2011-13  
2013-14  
2014-15  
2015-16  
2016-18

1996-97  
1998-99  
1998-99  
2000-01  
2001-02  
2002-03  
2003-04  
2004-05  
2005-06  
2006-07  
2007-08  
2008-09  
2010-11  
2012-13  
2013-16  
2016-17  
2017-18

1996-97  
1998-99  
1999-00  
2000-01  
2002-06  
2009-11  
2012-13  
2013-14  
2015-16  
2015-18  
2018-19

1996-97  
1997-98  
2001-02  
2002-03  
2003-04  
2004-07  
2012-13  
2013-14  
2014-15  
2016-17  
2017-19

1999-00  
2001-02  
2001-02  
2002-03  
2003-04  
2004-06  
2006-08  
2008-09  
2013-19

35

ELDER, Brian  
PARENT, Rich  
SHULMISTRA, Richard  
ARSENAL, Dave  
GENIK, Steve  
BRIFRE, Jason  
MILLER, Aren  
BROCHU, Martin  
FICHAUD, Eric  
AULI, Alex  
OUELLET, Maxime  
SCHNEIDER, Cory  
MASON, Steve  
APPLEBY, Ken

36

1996-97  
1998-99  
2001-02  
2002-03  
2005-06  
2006-07  
2007-08  
2008-09  
2009-10  
2010-11  
2011-13  
2013-14  
2014-15  
2015-16  
2016-18

37

1996-97  
1998-99  
1998-99  
2000-01  
2000-01  
2000-01  
2001-03  
2003-04  
2004-07  
2007-08  
2008-09  
2008-09  
2009-10  
2010-11  
2011-13  
2016-18

38

1996-97  
1997-98  
1997-98  
1998-99  
1999-00  
2000-01  
2001-02  
2002-03  
2003-04  
2004-05  
2005-06  
2006-07  
2007-08  
2008-09  
2009-10  
2010-11  
2010-11  
2012-14  
2015-16  
2016-17  
2016-17  
2018-19

39

1996-97  
1999-00  
2000-01  
2001-02  
2007-08  
2007-09  
2009-10  
2009-10  
2009-10  
2011-12  
2015-17  
2017-18  
2018-19

40

2005-06  
2006-07  
2007-10  
2010-11  
2011-14  
2015-16  
2016-18  
2018-19

1997-98  
1997-98  
1998-99  
1999-00  
1999-00  
2000-01  
2001-02  
2001-02  
2002-05  
2005-06  
2007-08  
2017-18  
2018-19

1997-01  
2002-03  
2004-05  
2005-06  
2005-06  
2005-07  
2007-08  
2008-09  
2008-10  
2012-13  
2015-16  
2016-19

1996-97  
1998-99  
1998-99  
2000-01  
2000-01  
2000-01  
2001-03  
2003-04  
2004-07  
2007-08  
2008-09  
2008-09  
2009-10  
2010-11  
2011-13  
2016-18

1999-00  
2002-03  
2001-02  
2003-04  
2004-05  
2005-06  
2006-07  
2007-08  
2008-09  
2009-10  
2010-11  
2010-11  
2012-14  
2015-16  
2016-17  
2016-17  
2018-19

1996-97  
1999-00  
2000-01  
2001-02  
2007-08  
2007-09  
2009-10  
2009-10  
2009-10  
2011-12  
2015-17  
2017-18  
2018-19

2005-06  
2006-07  
2007-10  
2010-11  
2011-14  
2015-16  
2016-18  
2018-19

41

2000-01  
2002-04  
2005-06  
2006-07  
2007-08  
2008-11  
2012-12  
2012-14  
2014-15  
2015-16  
2016-18  
2017-19  
2018-19

42

1999-00  
2000-01  
2004-05  
2005-06  
2007-08  
2008-09  
2008-09  
2009-10  
2010-11  
2011-14  
2015-19

43

2003-06  
2007-09  
2008-09  
2009-10  
2010-11  
2011-12  
2016-18  
2018-19

44

1996-97  
1996-97  
1996-97  
1996-98  
1998-99  
2000-01  
2002-03  
2003-04  
2004-05  
2006-07  
2007-08  
2008-11  
2011-12  
2012-18  
2018-19

45

2003-04  
2006-07  
2007-08  
2008-09  
2009-10  
2010-11  
2011-12  
2012-13  
2013-14  
2014-15  
2015-16  
2016-17  
2016-17  
2018-19

46

2007-08  
2008-09  
2010-11  
2015-16  
2016-17  
2016-18  
2018-19

47

1999-01  
2002-04  
2006-07  
2007-08  
2007-08  
2008-09  
2009-11  
2012-13  
2014-16  
2016-17  
2017-19

48	DEGRAY, Dale	1996-98	KESSY, Kale	2018-19	55	ALLISON, Scott	1996-97	89	PANKIEWICZ, Greg	1996-98	
	ESTRADA, Kevin	2007-08	FEJES, Hunter	2018-19		BICANEK, Radim	1997-98				
	OBERG, Evan	2008-09				VELLIEUX, Eric	1999-00				
	PALINHAUD, Chad	2009-10	MOSCEVSKY, Yuri	2005-06		REID, Brandon	2002-04		94	KOROLYUK, Alex	1996-97
	HILL, Jordan	2009-10	GREGOIRE, Jason	2011-13		BLIZNAK, Mario	2008-11				
	SCHNEIDER, Stefan	2010-11	BRASSARD, Austen	2013-16							
49	KLINGBERG, Carl	2011-15	ROSLOWICZ, Jack	2016-18	71	HOLDEN, Josh	2001-02	75			
	LEMIEUX, Brendan	2011-15	WHITE, Ryan	2018-19		ANDERSSON, Jonas	2010-11				
	KOLTSOV, Kirill	2003-05	KESA, Dan	1999-00							
	LYSAK, Brett	2005-06	BUTENSCHON, Sven	2005-06							
	BOLDUC, Alexandre	2005-11	SHIROKOV, Sergei	2009-11							
50	BUSHEE, Kyle	2011-12			52	BENAZIC, Cal	2000-01	81			
	MAXWELL, Ben	2011-13									
	EHRLHARDT, Travis	2013-14									
	BROUILLETTE, Julien	2014-15	RIVARD, J.F.	1997-98							
	FRONK, Jiri	2015-16									
	DIENES, Chris	2017-18									

## ALL-TIME ROSTER

A	POS	GP	G	A	PTS	+/-	PIM	Years	B Cont.	POS	GP	G	A	PTS	+/-	PIM	Years	
AEBISCHER, David	G	31	0	0	0	0	2	2011-12	BROOKBANK, Wade	RW	72	0	10	10	2	297	2003-05	
AITKEN, Johnathan	D	46	1	6	7	4	101	2004-05	BROOKS, Brendan	RW	7	0	0	0	-3	0	2006-07	
ALBERT, John	C	283	68	87	155	5	104	2011-16	BROUILLETTE, Julien	D	49	7	11	18	-4	16	2014-15	
ALLEN, Bryan	D	75	7	19	26	4	125	2001-03	BROWN, Bobby	C	2	0	0	0	0	0	1998-99	
ALLISON, Scott	LW	42	4	12	16	-6	140	1996-97	BROWN, Mike	LW	31	7	9	16	1	155	2001-02	
AMADIO, Greg	D	1	0	0	0	0	4	2004-05	BROWN, Mike S.	RW	189	20	11	31	-2	534	2005-08	
ANDERSON, Shawn	D	17	2	7	9	-1	5	1996-97	BRULE, Steve	C	78	21	48	69	-2	22	2000-01	
ANDERSSON, Jonas	LW	20	5	6	11	5	16	2010-11	BRUNNSTROM, Fabian	LW	1	0	0	0	0	0	2008-09	
ANGELL, Darik	RW	10	1	2	3	-1	2	2015-16	BUDAJ, Peter	G	19	0	0	0	0	0	2014-15	
ANGELSTAD, Mel	LW	67	1	5	6	2	232	2000-01	BURKETT, Michael	LW	3	0	0	0	-1	0	1997-98	
APPLEBY, Ken	G	10	0	1	1	0	6	2018-19	BURMISTROV, Alex	C	22	2	9	11	-2	24	2012-13	
APPLETON, Mason	RW	116	37	61	98	9	81	2017-19	BURR, Shawn	LW	18	3	2	5	2	6	1999-00	
ARMJA, Joel	RW	39	5	11	16	3	38	2014-16	BURROWS, Alexandre	RW	107	21	35	56	4	164	2004-07	
ARNIEL, Scott	LW	222	67	104	171	-16	233	1996-99	BUSHEE, Kyle	D	10	1	2	3	2	6	2010-12	
ARSENE, Dean	D	69	1	10	11	-8	98	2012-13	BUTENSCHON, Sven	D	60	15	22	37	5	30	2005-06	
ASPEHLIND, Josh	RW	22	0	5	5	0	26	2010-11	C	POS	GP	G	A	PTS	+/-	PIM	Years	
AST, Doug	C	62	15	23	38	-6	77	2000-01	CABANA, Paul	RW	5	0	1	1	1	4	01/02/03-04	
AULD, Alex	G	148	0	3	3	0	10	2001-05	CALDER, Shane	RW	1	0	0	0	0	0	1999-00	
B	POS	GP	G	A	PTS	+/-	PIM	Years	CAMPBELL, Jim	C	10	1	3	4	-5	10	1999-00	
BAKER, Jake	D	24	1	2	3	2	59	2015-17	CARROLL, Austin	RW	7	1	0	1	0	21	2018-19	
BALEI, Jozef	RW	55	18	24	42	2	30	05/06/07-08	CARROZZI, Chris	G	5	0	1	1	0	0	2011-13	
BALISY, Chase	LW	73	21	23	44	-9	30	2014-15	CEDERHOLM, Jacob	D	10	0	0	0	-1	4	2017-19	
BAUMGARTNER, Nolan	D	385	41	144	185	20	352	02-05/07-11	CENTOMO, Sebastien	G	12	0	1	1	0	0	2005-06	
BAYDA, Ryan	RW	59	13	25	38	6	52	2005-06	CHAPMAN, Brian	D	447	23	135	158	47	725	1997-03	
BEAUCHEMIN, Rejean	G	2	0	0	0	0	0	2009-10	CHARTIER, Christian	D	1	0	0	0	0	0	2005-06	
BEAUDOIN, Charles-David	D	93	2	13	15	4	69	2017-19	CHIAROT, Ben	D	168	12	31	43	18	217	2011-15	
BEAULIEU, Corey	D	6	0	0	0	-5	14	1996-97	CHOUMINARD, Marc	C	13	3	1	4	1	5	2006-07	
BEAUVILLIER, Francis	LW	52	6	7	13	4	37	2016-18	CHRISTENSEN, Erik	C	6	2	0	0	2	2	2009-10	
BECK, Colton	LW	3	0	0	0	0	0	2013-14	CHRISTIE, Jason	RW	88	16	27	43	-4	76	1996-98	
BEECHEY, Tyler	F	5	0	0	0	-1	2	2006-07	CHUBAROV, Artem	C	19	7	12	19	8	4	2001-02	
BENAZIC, Cal	D	22	0	2	2	1	40	2000-01	CIPOLLA, Jason	C	67	12	21	33	-1	58	2001-02	
BENEDICT, Brandon	C	1	0	0	0	0	0	2007-08	CLARK, Kevin	RW	160	26	30	56	4	117	2009-13	
BERNIN, Mikhail	G	23	0	0	0	0	8	2018-19	CLARK, Mat	D	1	0	0	0	0	0	2009-10	
BERNIER, Marc-Andre	RW	39	1	1	2	-6	23	2005-07	CLASSEN, Greg	C	77	11	15	26	-10	67	2007-08	
BESKOROWANY, Tyler	G	12	0	1	1	0	0	2013-14	COLE, Phil	D	1	0	0	0	0	1	2006-07	
BICANEK, Radim	D	42	1	7	8	-2	52	1997-98	COLES, Bruce	LW	11	1	3	4	4	6	1998-99	
BIEKSA, Kevin	D	108	15	47	62	26	267	03-06/07-08	COLLINS, Chris	C	9	2	0	2	3	6	2018-19	
BLANCHARD, Nicolas	LW	63	3	11	14	-8	81	2014-15	COLLINS, Dusty	C	107	10	3	13	-8	139	2008-11	
BLANCHARD, Sean	D	7	0	0	0	0	4	2000-01	COMRIE, Eric	G	183	0	2	2	0	2	2013-19	
BLIGHT, Chris	RW	11	0	2	2	-1	4	2007-08	CONNAUTON, Kevin	D	73	11	12	23	-11	51	2010-11	
BLIZNAK, Mario	C	214	31	40	71	25	86	2008-11	CONNOR, Kyle	LW	56	28	21	49	-7	14	2016-18	
BLOMQUIST, Axel	LW	33	1	4	5	-3	8	2015-16	COPELEY, Randy	LW	3	0	1	1	0	2	2000-01	
BLOUIN, Sylvain	LW	11	1	0	1	4	22	2003-04	COPP, Andrew	C	8	0	5	5	-1	4	2016-17	
BOHONOS, Lonny	C	63	18	33	51	0	45	1999-00	CORMIER, Patrice	C	402	96	99	195	2	616	2011-18	
BOLDUC, Alexandre	C	233	45	62	107	22	327	2005-11	CORNELL, Mike	D	15	2	2	4	-4	49	2014-15	
BONNI, Ryan	D	11	0	1	1	-6	33	2001-02	COULOMBE, Patrick	D	46	3	6	9	-9	22	2006-08	
BOTLAND, Darryl	RW	26	6	5	11	5	91	2008-10	CRAIG, Matt	C	11	1	1	2	-2	4	2005-07	
BOUCHER, Philippe	D	45	10	22	32	1	39	2000-01	CRAIGHEAD, John	RW	47	5	10	15	3	109	2002-03	
BOUCK, Tyler	RW	177	26	50	76	-5	272	2001-07	CROWE, Calvin	LW	1	0	0	0	0	17	1997-98	
BOURDON, Luc	D	41	6	8	14	-3	68	2007-08	CRUTHERS, Ryan	F	12	3	1	4	-1	11	2010-11	
BOUTIN, Jonathan	G	1	0	0	0	0	0	2008-09	CULLEN, Mark	C	56	14	25	39	17	22	2008-09	
BOWEN, Curt	LW	45	10	12	22	11	54	1998-99	CULLITY, Patrick	D	14	0	2	2	-3	12	2012-13	
BOWLER, Bill	C	187	55	134	189	14	148	1997-00	CYRENNE, Cory	C	91	11	28	39	6	39	1998-01	
BOYNTON, Nick	D	9	0	4	4	-2	4	2009-10	CZUCZMAN, Kevin	D	76	9	23	32	-23	48	2016-17	
BRADY, Neil	C	13	1	5	6	4	8	1998-99	CZUY, Kelly	RW	3	0	0	0	0	0	2005-06	
BRANDT, Andy	F	8	0	2	2	1	0	2009-11	D	POS	GP	G	A	PTS	+/-	PIM	Years	
BRASSARD, Austen	RW	179	24	35	59	-23	134	2013-16	DAVETITIA, Trent	LW	2	0	0	0	0	0	2	2011-12
BRAITHWAITE, Fred	G	109	1	9	10	1	2	1996-98	DALY, TIM	D	2	0	0	0	0	0	2	2016-17
BRETTON, Justin	LW	2	0	0	0	-1	0	2015-16	DANO, Marko	LW	57	12	20	32	-12	79	16-17/18-19	
BREWER, Phil	RW	2	0	0	0	0	0	2016-17	DAoust, Alexis	RW	42	7	5	12	-8	20	2018-19	
BRIERE, Steve	G	1	0	0	0	0	0	2000-01	DARBY, Craig	C	80	16	36	52	3	44	2005-06	
BROCHU, Martin	G	29	0	1	1	0	2	2001-02	DARBY, Regan	D	49	0	1	1	-9	226	2001-03	
BRONSARD, Christian	G	33	0	2	2	0	6	1998-99	DARLING, Dion	D	72	0	7	7	-1	188	2000-01	

D Cont.	POS	GP	G	A	PTS	+/-	PIM	Years
DAVID, J.F.	D	1	0	1	1	0	2	2006-07
DE LEO, Chase	C	211	45	62	107	-42	77	2015-18
DEGRAY, Dale	D	59	9	22	31	-3	58	1996-98
DEKANICH, Mark	G	35	0	0	0	0	0	2012-13
DEMMAINS, Trevor	D	4	0	0	0	-2	0	2000-01
DEMONE, James	D	55	1	8	9	-6	121	2005-06
DENHAM, Brandon	RW	9	1	3	4	3	2	2015-16
DESALVO, Mark	LW	25	6	8	14	1	8	2007-07
DESAI, Dan	C	83	23	31	54	-15	34	2015-19
DESANTIS, Jason	D	66	11	32	43	-2	58	2011-12
DESBRES, Guillaume	RW	198	51	57	108	8	406	2008-11
DICKENSON, Lou	C	3	0	0	0	-1	0	2007-08
DIENES, Chris	D	1	0	0	0	0	0	2017-18
DIPENTA, Joe	D	73	2	10	12	18	48	2004-05
DOIG, Jason	D	18	0	4	4	1	24	2005-06
DOLLA, Bobby	D	8	1	2	3	-3	2	2000-01
DOULL, Doug	LW	45	4	4	8	-2	184	1999-00
DOWNEY, Aaron	RW	2	0	0	0	0	17	1996-97
DRIES, Danny	LW	9	1	2	3	-1	4	2011-12
DRUKEN, Harold	C	11	2	9	11	-5	4	2001-02
DUBOIS, Eric	D	80	8	17	25	-23	60	1996-97
DUBOIS, Jonathan	C	2	1	0	1	2	0	1998-99
DUMONT, Louis	C	5	0	2	2	-3	0	1997-98
DURAND, Chris	C	3	0	0	0	0	0	2007-08
DUTHIE, Ryan	C	4	0	0	0	-5	2	1996-97
E	POS	GP	G	A	PTS	+/-	PIM	Years
EAKINS, Dallas	D	64	1	7	8	0	68	2003-04
EBERLE, Derek	D	3	0	0	0	1	0	1996-97
EDLER, Alex	D	51	5	22	27	9	28	2006-08
EHRLARDT, Travis	D	11	1	0	1	-3	4	08-09/13-14
EIZENMAN, Oren	C	6	0	0	0	-3	2	2008-09
ELDER, Brian	G	2	0	0	0	0	0	1997-98
ELLERBY, Keaton	D	41	3	13	16	-10	32	2014-15
ELLINGTON, Taylor	D	20	2	3	5	-2	9	2008-10
ELLIOTT, Jason	G	43	0	0	0	0	8	1999-00
ELLIS, Julien	G	11	0	0	0	0	5	2006-09
ENGMAN, Gustav	D	5	0	1	1	2	4	2005-06
ESCOBEDO, Sean	D	10	1	4	5	1	9	2015-16
ESTRADA, Kevin	LW	9	1	1	2	5	9	2007-08
EVANS, Shawn	D	17	2	3	5	-8	4	1996-97
EVERBERG, Dennis	RW	11	0	1	1	-3	4	2018-19
EZKIEL, Norm	RW	9	0	0	0	-3	23	2012-13
F	POS	GP	G	A	PTS	+/-	PIM	Years
FARKAS, Jeff	C	39	11	14	25	-4	28	2002-03
FARKAS, Kent	D	141	25	54	79	14	104	1996-99
FEDOROV, Fedor	C	116	35	30	65	-9	119	2001-04
FEJES, Hunter	LW	42	3	5	8	5	8	2018-19
FESTERLING, Brett	D	52	3	15	18	8	50	2011-12
FICHAUD, Eric	G	5	0	0	0	0	0	2001-02
FISTRIC, Mark	D	35	0	8	8	12	26	2008-09
FITZGERALD, Rusty	C	130	48	30	78	6	66	1999-01
FITZGERALD, Zack	D	104	5	11	16	7	367	2007-09
FITZPATRICK, Chanson	RW	6	0	0	0	0	12	2004-05
FLAHERTY, Wade	G	117	0	8	8	0	12	2004-07
FLICK, Rob	LW	5	1	0	1	-1	7	2016-17
FLOOD, Mark	D	75	12	34	46	1	35	2010-12/17-18
FORNEY, Michael	LW	3	0	0	0	-1	0	2011-12
FORTUNUS, Maxime	D	271	20	53	73	29	146	2005-09
FOX, Jordan	C	5	0	1	1	-1	0	2008-09
FRASER, Matt	LW	44	5	9	14	-5	4	2015-16
FREDERICK, Joe	RW	45	20	13	33	12	55	1997-98
FREDHEIM, Kris	D	108	3	9	12	2	91	2013-15
FREIBERGS, Rafals	D	5	0	2	2	-1	2	2014-15
FRONK, Jiri	RW	34	6	2	8	1	8	2015-17
FUNK, Michael	D	19	1	6	7	-4	14	2009-10
G	POS	GP	G	A	PTS	+/-	PIM	Years
GAGNON, Aaron	C	106	25	33	58	-13	32	2011-13
GAJCIC, Milan	RW	22	5	8	13	0	4	2006-08
GALVIN, Tom	D	30	0	8	8	13	24	2009-10
GANZAK, Mitch	D	2	0	1	1	-1	0	2007-08
GAUTHIER, Danick	LW	2	1	0	1	-1	2	2016-17
GENOUR, Dan	RW	10	1	0	1	-4	2	2008-09
GENOWAY, Colby	RW	99	16	45	61	18	49	2006-08
GHERSON, Robert	G	1	0	1	1	0	2	2005-06
GILHEN, Randy	C	101	25	26	51	-31	115	1996-98
GIRARD, Felix	C	70	5	13	18	-3	85	2018-19
GIRARD, Rick	C	18	4	2	6	-10	2	1997-98
GLENNIE, Scott	RW	45	7	13	20	-9	34	2016-17
GLOVER, Jack	D	1	0	0	0	0	0	2018-19
GODFREY, Josh	D	4	0	0	0	-1	0	2012-13
GODFREY, Karl	G	26	0	0	0	0	0	2008-09
GONEAU, Daniel	LW	58	10	14	24	0	26	2000-01
GORDON, Andrew	RW	76	23	34	57	3	43	2013-14
GORDON, Rhett	RW	76	14	23	37	17	61	1998-99

G Cont.	POS	GP	G	A	PTS	+/-	PIM	Years
GOREN, Lee	RW	193	80	91	171	34	287	2004-07
GOTOVETS, Kirill	D	57	1	12	13	10	47	2017-18
GOULET, Jason	C	23	1	2	3	1	2	2002-03
GRABNER, Michael	C	180	68	52	120	27	34	2006-10
GREEN, Josh	C	102	28	43	71	6	105	2004-06
GREEN, Luke	D	15	1	3	4	0	10	2018-19
GREENOUGH, Nick	RW	2	0	0	0	0	5	2001-02
GREGOIRE, Jason	LW	104	16	16	32	-4	19	2011-13
GRENIER, Martin	D	38	5	4	9	6	145	2003-04
GRIFFITH, Seth	RW	69	16	41	57	-12	30	2018-19
GROULX, Dany	D	74	6	25	31	16	48	04-05/07-08
GRUMET-MORRIS, Dov	G	4	0	0	0	0	0	2006-07
H	POS	GP	G	A	PTS	+/-	PIM	Years
HALTSCHUK, Matt	LW	39	6	12	18	0	6	2015-16
HALVERSON, Trevor	LW	7	1	0	1	-2	20	1997-98
HANCOCK, Quinn	RW	22	2	6	8	2	6	1999-00
HANSEN, Jannik	RW	129	34	46	80	25	67	2006-10
HARKINS, Jansen	C	126	20	31	51	8	60	2015-19
HARRIS, Brant	RW	11	0	1	1	-3	0	2015-16
HARRISON, Jay	D	18	3	2	5	-6	17	2015-16
HARSTAD, Aaron	D	31	0	4	4	-1	28	2014-15
HAUER, Brett	D	322	58	193	251	17	268	1997-01
HAY, Darrell	D	96	8	18	26	4	58	2001-03
HEDBERG, Johan	G	62	0	1	1	0	18	1997-98/00-01/03-04
HEEREMA, Jeff	RW	80	14	31	45	9	67	2004-05
HELLEBUCK, Connor	G	88	0	1	1	0	0	2014-16
HELMER, Bryan	D	94	13	42	55	8	151	2001-03
HERPERGER, Chris	C	15	6	6	12	-8	12	2002-03
HESHA, Shaun	D	211	14	48	62	36	98	2006-09
HILL, Jordan	D	120	1	15	16	-19	89	09-10/13-17
HODGSON, Cody	C	52	17	13	30	-12	14	2010-11
HOLDEN, Josh	C	68	16	17	33	-1	187	2001-02
HOLLAND, Patrick	RW	21	0	2	2	-1	6	2014-15
HOLLINGER, Terry	D	18	3	10	13	-1	4	1999-00
HOLZAPFEL, Riley	C	29	8	7	15	7	8	2011-12
HOWDEN, Quinton	LW	58	13	11	24	-1	10	2016-17
HOWES, Scott	D	5	0	0	0	-1	2	2008-09
HUNTER, J.J.	C	48	11	5	16	-3	49	2006-07
HUSKINS, Kent	D	65	5	11	16	-4	41	2004-05
HUTCHINSON, Michael	G	50	0	1	1	0	2	2013-14/17-18
I	POS	GP	G	A	PTS	+/-	PIM	Years
INTRANOVO, Ralph	LW	152	55	66	121	12	138	1997-99
J	POS	GP	G	A	PTS	+/-	PIM	Years
JACKSON, Jim	D	7	0	0	0	2	0	2007-08
JAFFRAY, Jason	LW	493	158	244	402	61	397	04-09/10-15
JENSEN, Chris	RW	16	6	4	10	-4	23	1996-97
JOHNSON, Craig	RW	35	3	2	5	2	95	1996-98
JOKELA, Mikko	D	110	8	17	25	-11	69	2002-04
JUTZ, Jon	D	6	0	0	0	-2	2	2015-16
K	POS	GP	G	A	PTS	+/-	PIM	Years
KARLYA, Steve	LW	105	39	51	90	-5	66	2001-03
KASHIRSKY, Nikita	LW	16	2	1	3	-8	8	2009-10
KAUNISTO, Ray	LW	1	0	0	0	-1	0	2012-13
KAVANAGH, Pat	RW	206	51	56	107	14	265	2001-04
KEANE, Mike	RW	365	36	78	114	6	244	2005-10
KEEFE, Adam	RW	53	5	4	9	2	249	2005-07
KELLY, Matt	D	10	0	1	1	1	2	2005-08
KELMAN, Scott	C	3	0	2	2	-1	2	2005-06
KENNEDY, Sheldon	RW	24	7	7	14	-7	14	1998-99
KERDILES, Nic	LW	3	0	1	1	1	4	2018-19
KESA, Dan	RW	80	16	31	47	-10	48	1989-91
KESLER, Ryan	LW	111	33	35	68	18	134	2003-05
KESSY, Kale	C	18	0	1	1	-2	21	2016-19
KITCHTON, Brenden	D	272	30	111	141	-45	134	2013-17
KIMBLE, Darin	RW	39	3	4	7	-9	115	1996-97
KING, Jason	LW	270	100	94	194	-10	117	02-06/11-13
KIRZINGER, Matthew	C	2	0	1	1	1	0	2012-13
KLINGBERG, Carl	LW	248	63	69	132	11	162	2011-15
KOGER, Daniel	RW	3	0	0	0	0	0	2011-12
KOLESAK, Mark	C	30	1	9	10	-2	29	1997-98
KOLTOV, Kirill	D	102	10	39	49	-12	104	2003-05
KOMARNISKI, Zenith	D	140	20	28	48	-8	282	2001-04
KONTOS, Chris	LW	40	17	18	35	9	12	1996-97
KOROLYUK, Alex	C	42	20	16	36	0	71	1996-97
KOSMACHUK, Scott	RW	195	44	48	92	-50	150	2014-17
KOSTALEK, Jan	D	149	9	14	23	-11	56	2015-18
KOVACEVIC, Johnathan	D	1	1	1	2	2	2	2018-19
KRAMER, Darren	LW	129	13	6	19	-20	274	2015-18
KROG, Jason	C	74	30	56	86	25	30	2008-09
KUBALIK, Tomas	RW	10	0	3	3	3	10	2012-13
KUIPER, Nick	D	2	0	0	0	-1	2	2006-07
KULDA, Arturs	D	63	6	14	20	18	62	2011-12
KULEVICH, Jake	D	44	0	5	5	7	19	2016-18



K Cont.	POS	GP	G	A	PTS	+/-	PIM	Years
KURTZ, Justin	D	296	36	101	137	-13	325	1998-03
L	POS	GP	G	A	PTS	+/-	PIM	Years
LABELLE, Olivier	RW	6	0	2	2	0	11	2008-09
LABRIE, Pierre-Cedric	LW	175	18	21	39	-21	256	2007-10
LACK, Eddie	G	53	0	2	2	0	4	2010-11
LAFORE, Marc	D	7	0	0	0	-1	43	1997-98
LAMMERS, John	LW	11	0	0	0	-7	2	2009-10
LAMPL, Cody	D	38	0	0	0	-1	32	2013-14
LANDMESSER, Derek	D	11	0	0	0	-1	4	1998-00
LANDRESSE, Olivier	LW	3	0	0	0	-3	2	2009-10
LEBLANC, Derek	LW	11	0	1	1	-1	2	2009-10
LEEB, Brad	LW	60	17	15	32	-6	45	2001-02
LEGACE, Manny	G	42	0	0	0	0	6	1999-00
LEHOUC, Jason	LW	4	0	0	0	-1	17	2003-05
LEMIEUX, Brendan	LW	117	33	32	65	-5	306	2015-18
LEMIEUX, Francis	C	2	0	0	0	0	0	2010-11
LEONOV, Dmitri	LW	57	6	8	14	-8	67	2000-01
LINDGREN, Mats	LW	4	0	1	1	-1	6	2002-03
LIPON, JC	RW	391	67	124	191	-6	739	2013-19
LODER, Jeff	C	7	0	2	2	2	4	1996-97
LOGGE, Jimmy	RW	114	11	14	25	-23	46	2014-18
LOWRY, Adam	C	77	17	21	38	-4	55	12-14/15-16
LUCIUK, Andrew	LW	1	0	0	0	0	0	2001-02
LUOWIG, Trevor	D	16	0	0	0	0	18	2008-09
LUNDEN, Josh	LW	65	14	15	29	1	60	2011-14
LUTZ, Nathan	D	1	0	0	0	0	0	2005-06
LYNCH, Kevin	C	5	0	0	0	-1	2	2015-16
LYSAK, Brett	C	4	0	0	0	0	0	2005-06
M	POS	GP	G	A	PTS	+/-	PIM	Years
MACDONALD, Jason	RW	112	30	37	67	-14	360	1998-00
MACENAUER, Maxime	C	77	11	12	23	-31	59	2011-13
MACHECK, Spencer	RW	118	29	46	75	-12	93	2011-13
MACHESNEY, Daren	G	21	0	0	0	0	2	2009-10
MACINTYRE, Andy	LW	2	0	1	1	1	0	1999-00
MACINTYRE, Drew	G	87	1	2	3	0	10	2006-08
MACINNON, Kyle	C	118	18	48	66	20	54	2013-15
MACLEAN, Brandon	LW	40	0	2	2	-6	10	2014-15
MACLEAN, John	RW	32	6	12	18	-12	28	2000-01
MACLISE, Cam	RW	105	9	11	20	10	36	2017-19
MACQUEEN, Jamie	LW	5	0	1	1	2	2	2013-14
MACWILLIAM, Andrew	D	72	1	14	15	-17	86	2015-16
MAIER, Cole	C	3	1	0	1	0	0	2018-19
MAJIC, Xavier	C	1	0	0	0	0	0	1998-99
MANNING, Peter	G	10	0	0	0	0	4	2011-12
MARTENS, Andrew	D	11	0	5	5	-1	6	2008-09
MARTIN, Craig	RW	30	4	3	7	4	202	1997-98
MARTO, Jake	D	14	0	3	3	0	2	2011-13
MARTYNYUK, Denis	LW	23	1	2	3	2	4	2001-03
MASON, Steve	G	1	0	0	0	0	0	2017-18
MAXWELL, Ben	C	117	19	46	65	-24	87	2011-13
MAXWELL, Tommy	RW	146	7	13	20	-25	398	2008-12
MAY, Scott	C	6	0	2	2	0	0	2007-08
MCCARDLE, Kenndal	LW	35	7	5	12	2	64	2011-12
MCCAMBRIDGE, Keith	D	3	0	1	1	-2	4	1999-00
MCCRORY, Scott	C	82	24	47	71	-1	30	1996-97
McCue, Matt	LW	10	1	0	1	-1	24	2009-10
McUTCHEON, Mark	C	12	0	0	0	-6	13	2009-10
McGINN, Ty	LW	26	2	4	6	-3	38	2018-19
McGINNIS, Ryan	D	27	1	2	3	6	18	2009-10
McIVER, Nathan	D	244	6	17	23	23	570	2005-10
McKENZIE, Skyler	LW	47	8	8	16	6	28	2009-11
McQUAT, Jason	RW	2	0	0	0	0	0	1996-97
McVICAR, Rob	G	57	0	1	1	0	2	2003-06
MEECH, Derek	D	12	3	22	25	-11	38	2011-13
MELANSON, Mathieu	RW	8	1	0	1	-2	4	2007-08
MELCHIORI, Julian	D	324	12	42	54	-2	204	2011-18
MEURS, Garrett	RW	3	0	0	0	1	0	2017-18
MICHAUD, Alfie	G	32	0	1	1	0	7	2001-02
MILLER, Aren	G	1	0	0	0	0	0	2000-01
MILNER, Mike	G	1	0	0	0	0	0	2002-03
MINGO, Dajon	D	3	0	0	0	3	0	2018-19
MOJIZIS, Tomas	D	180	17	49	66	-10	164	2003-06
MONGEAU, Michel	C	43	12	22	34	-7	24	1997-98
MONTGOMERY, Jim	C	67	18	28	46	11	111	1999-00
MOORE, Barrie	LW	2	0	0	0	0	0	2000-01
MOORE, Bryan	LW	2	0	0	0	1	0	2016-17
MOORE, Dean	F	3	0	0	0	0	7	1996-97
MORAN, Brad	C	143	47	103	150	26	96	2006-08
MORIN, Stephane	C	12	3	6	9	-4	4	1996-97
MORRIS, Keith	LW	4	0	2	2	-1	0	1996-97
MORRISON, Justin	RW	231	49	43	92	-6	110	2001-05
MORRISSEY, Josh	D	65	3	20	23	-8	49	13-14/15-16
MORROW, Scott	LW	8	1	2	3	-4	6	2000-01
MOSCEVSKY, Yuri	LW	12	0	0	0	-4	76	2005-06
MOSS, Tyler	G	74	0	3	3	0	29	2002-04

M Cont.	POS	GP	G	A	PTS	+/-	PIM	Years
MOUILLERAT, Kael	LW	110	31	64	95	-3	80	2012-14
MUELLER, Brian	D	6	1	1	2	0	2	1996-97
MURPHY, Darcy	LW	8	1	1	2	-3	4	2016-17
MURRAY, Garth	C	117	9	15	24	-10	202	2010-12
MURRAY, Marty	C	59	10	20	30	-1	26	2009-10
N	POS	GP	G	A	PTS	+/-	PIM	Years
NAULT, Kameron	LW	1	1	1	2	2	2	2018-19
NEAL, James	LW	5	4	1	5	4	2	2008-09
NEGRIN, John	D	14	0	3	3	-1	6	2011-12
NESBITT, Derek	RW	5	0	4	4	2	0	2008-09
NIELSEN, Chris	C	105	7	17	24	1	34	2002-04
NIKU, Sami	D	96	19	47	66	11	44	2017-19
NOGIER, Nelson	D	147	3	20	23	-13	87	2016-19
NOLAN, Brandon	LW	114	14	26	40	3	44	2003-06
NORRIE, Jason	RW	7	0	0	0	-1	22	2001-02
NYCHOLAT, Lawrence	D	40	5	20	25	-4	53	2008-10
O	POS	GP	G	A	PTS	+/-	PIM	Years
O'BRIEN, Zach	RW	1	0	0	0	0	0	2011-12
O'CONNOR, Ian	LW	3	0	1	1	-1	0	2013-14
O'DELL, Eric	C	177	72	76	148	20	122	2011-15
O'NEILL, Will	D	206	23	84	107	-30	195	2011-15
OBBER, Evan	D	108	9	28	37	-20	92	2009-11
OBST, Jaroslav	D	127	17	39	56	14	101	98-99/02-04
OLIGNY, Jimmy	D	32	2	8	10	4	35	2018-19
OLIVIER, Simon	D	17	1	3	4	3	18	2000-01
OLKINUORA, Jussi	G	21	0	1	1	0	4	2012-16
OLSEN, Ryan	C	181	17	16	33	-46	191	2014-17
OLVECKY, Peter	LW	8	1	3	4	-2	0	2009-10
ORESKOVICH, Victor	RW	40	4	8	12	-8	38	2010-11
OUELLET, Maxime	G	16	0	0	0	0	0	2005-06
OUELLET, Michel	RW	46	13	27	40	12	30	2008-09
P	POS	GP	G	A	PTS	+/-	PIM	Years
PAEK, Jim	D	9	0	2	2	1	12	1996-97
PAINCHAUD, Chad	RW	2	0	0	0	-1	0	2009-10
PANKIEWICZ, Greg	RW	155	74	68	142	-7	468	1996-98
PANZARELLA, Andrew	RW	2	0	0	0	0	0	2014-15
PARDY, Adam	D	3	0	0	0	-4	9	2013-14
PARENT, Rich	G	26	0	0	0	0	0	1997-98
PARENT, Ryan	D	61	1	3	4	1	72	2010-11/14-15
PARROTT, Jeff	D	197	4	34	38	20	173	1997-00
PARSONS, Don	RW	2	0	0	0	0	0	1998-99
PASQUALE, Eddie	G	112	0	3	3	0	39	2011-14
PAVELEC, Ondrej	G	18	0	0	0	0	2	2016-17
PAYETTE, Andre	LW	8	0	0	0	-1	67	2002-03
PEARCE, Elgin	LW	10	1	2	3	6	6	2016-18
PECKER, Cory	RW	12	1	1	2	-2	8	2004-05
PEDERSEN, Brent	LW	29	4	1	5	-8	15	2018-19
PELUSO, Anthony	RW	22	0	2	2	2	6	2016-17
PERRAULT, Joel	C	37	5	18	23	2	43	2010-11
PERRAULT, Kelly	D	17	0	0	0	4	23	1998-99
PETAN, Nic	C	108	28	61	89	1	54	2015-18
PETERS, Andrew	LW	2	0	0	0	-1	4	2010-11
PETIT, Richard	D	24	1	2	3	-2	22	2012-13
PETRUICH, Neil	D	13	1	1	2	1	8	2009-10
PETTINGER, Matt	LW	56	17	16	33	-2	31	2008-10
PHILLIPS, Jamie	G	27	0	0	0	0	17	2016-18
PHINNEY, Colton	G	1	0	0	0	0	0	2017-18
PITTON, Jason	LW	1	0	0	0	-1	2	2010-11
PLESKACH, Adam	RW	1	0	0	0	0	2	2016-17
PODOLIAN, Jason	RW	16	5	2	7	-1	10	2000-01
POIRIER, Emile	LW	24	3	5	8	-6	17	2018-19
POOLMAN, Tucker	D	60	6	29	35	2	14	2017-19
POPE, Matt	RW	48	5	8	13	-11	29	2008-10
POSTMA, Paul	D	94	22	49	71	-22	54	11-14/15-16
PROKOPEC, Mike	RW	68	23	21	44	1	100	1999-00
PRONGER, Sean	C	164	38	41	79	4	174	99-01/03-04
PRUDEN, Josh	C	7	1	0	1	1	0	2007-08
PUNCHARD, Brett	C	8	8	14	22	-1	31	1997-98
PURDIE, Brad	C	81	29	43	72	9	73	1997-98
R	POS	GP	G	A	PTS	+/-	PIM	Years
RAFFL, Thomas	LW	31	5	5	10	-6	42	2015-16
RAHIMI, Daniel	RW	100	4	7	11	12	86	2006-09
RALLO, Greg	C	68	8	10	18	-2	19	2007-09
RAMSEY, Travis	D	305	9	49	58	10	281	2007-13
RANKIN, Evan	F	4	1	0	1	1	4	2009-10
RAYMOND, Mason	F	31	9	12	21	6	12	2006-08
READY, Ryan	LW	204	54	76	130	-15	180	2001-04
REDMOND, Zach	D	150	22	53	75	24	93	2011-14
REICHEL, Kristian	C	55	2	8	10	-3	14	2018-19
REID, Brandon	C	259	70	111	181	-6	63	01-04/06-07
REID, Brodie	RW	1	0	0	0	-2	0	2014-15
REMPEL, Nathan	RW	12	0	1	1	-4	19	2000-01
REZANSOFF, Jessie	RW	1	0	0	0	0	0	1999-00
RICCIARDI, Jeff	D	81	3	22	25	-4	271	1996-97
RICHARDSON, Bruce	C	51	8	9	17	7	131	2000-01

R Cont.	POS	GP	G	A	PTS	+/-	PIM	Years
RICHTER, Barry	D	19	5	4	9	1	6	1999-00
RIDLEY, Mike	C	4	2	2	4	0	0	1997-98
RIENDEAU, Vincent	G	41	0	0	0	0	2	1996-97
RILEY, Blair	RW	141	15	24	39	4	249	2013-15
ROBINSON, Buddy	RW	74	25	28	53	17	64	2017-18
ROCHON, Patrick	D	1	0	1	1	0	0	1999-00
RODGERS, Marc	RW	34	8	10	18	-7	77	1999-00
ROE, Logan	D	1	0	0	0	0	0	2018-19
ROGERS, Kyle	RW	2	0	0	0	0	0	2011-12
ROMANIUK, Russ	LW	51	14	14	28	-1	51	1998-99
ROME, Aaron	D	7	6	1	7	-1	15	2009-10
ROME, Reagan	D	7	0	1	1	-3	2	2006-07
ROSA, Marco	C	162	41	75	116	12	64	2009-12
ROSATI, Mike	G	8	0	1	1	0	0	1998-99
ROSLOVIC, Jack	C	97	28	55	83	-1	30	2016-18
ROY, Jimmy	LW	603	101	111	212	32	1434	1997-06
ROY, Martin	D	22	0	1	1	-3	48	1996-97
RUARK, Mike	D	280	11	28	39	-7	838	1997-01
RULLIER, Joe	D	24	2	6	8	1	62	2006-07
RYAN, Preston	D	122	16	28	44	-7	188	2005-07
RYPIEN, Rick	C	116	16	23	39	-23	252	04-08/10-11
S	POS	GP	G	A	PTS	+/-	PIM	Years
SABOURIN, Dany	G	2	0	0	0	0	0	2006-07
SALAJKO, Jeff	G	15	0	0	0	0	2	1999-02
SALCIDO, Brian	D	68	8	10	18	-11	50	2010-11
SALO, Sami	D	3	2	0	2	-2	2	2009-10
SAMSON, Jerome	RW	68	27	29	56	6	49	2013-14
SANFORD, Curtis	G	16	0	1	1	0	0	2008-09
SANTALA, Tommi	LW	6	0	3	3	0	8	2006-07
SAPONARI, Vinny	RW	7	1	1	2	0	0	2012-13
SARNO, Peter	C	103	21	75	96	3	59	2003-05
SAUVE, Yann	D	43	4	11	15	-5	24	2010-11/14-15
SAVAGE, Andre	C	76	35	26	61	14	115	2001-02
SAWADA, Raymond	RW	134	20	33	53	-12	133	2008-09/11-13
SCHILLING, Cameron	D	135	12	49	61	27	57	2017-19
SCHNEIDER, Andy	LW	79	14	37	71	-13	142	1996-97
SCHNEIDER, Cory	G	136	0	3	3	0	4	2007-10
SCHNEIDER, Mathieu	D	8	3	2	5	-5	8	2009-10
SCHNEIDER, Stefan	F	47	2	2	4	-2	9	2010-11
SCHROEDER, Jordan	C	72	14	23	37	-8	10	2009-11
SCHNELL, Ryan	LW	61	1	0	1	-3	177	2012-14
SCHULZ, David	D	1	0	0	0	0	2	2007-08
SCHULTZ, Jesse	RW	219	64	67	131	-4	133	2003-07
SCISSONS, Jeff	C	7	0	0	0	-1	2	2001-02
SEABROOK, Keith	D	15	1	2	3	-2	8	2010-11
SECORD, Keith	C	26	2	6	8	-6	54	1997-98
SEHER, Kurt	D	3	0	1	1	-3	2	1996-97
SELMER, Sean	LW	4	0	2	2	-2	12	1996-97
SEROV, Vlad	RW	51	11	9	20	14	16	1999-00
SERVILLE, Brennan	D	15	0	0	0	-6	10	2015-16
SEXTON, Dan	RW	13	5	7	12	7	2	2009-10
SGARBOSSA, Mike	C	68	16	24	40	8	88	2017-18
SHANNON, Ryan	C	13	1	7	8	7	10	2007-08
SHAPLEY, Larry	RW	18	0	0	0	-1	83	1999-00
SHARROW, Jimmy	D	62	6	22	26	5	30	2007-09
SHAW, Logan	C	63	27	19	46	-25	38	2018-19
SHIROKOV, Sergei	RW	152	44	59	103	6	83	2009-11
SHMYR, Jason	LW	61	1	1	2	0	229	98-99/02-03
SHUMILISTRA, Richard	G	44	0	2	2	0	0	1998-99
SIDES, Joey	G	6	0	2	2	1	2	2012-13
SIMEK, Juraj	RW	66	7	10	17	-4	30	2007-08
SKINNER, Brett	D	65	4	21	25	-2	33	2005-06
SKUDRA, Peter	G	1	0	0	0	0	0	2002-03
SLATTENGREN, Aaron	LW	5	0	0	0	-1	0	2007-08
SLOAN, Tyler	D	4	0	0	0	-5	0	2005-06
SMITH, Darryl	C	1	0	0	0	-1	0	2009-10
SMITH, Jeff	LW	1	0	0	0	0	12	2005-06
SMITH, Nathan	C	293	44	58	102	-37	301	2002-07
SMITH, Tim	C	33	4	0	4	-1	6	2008-09
SOARES, Josh	F	15	1	6	7	0	10	2000-05
SOL, Cody	D	27	1	3	4	0	63	2012-14
SOUTHERN, Dirk	C	17	3	1	4	0	12	2008-09
SOUTHERN, Jordan	D	2	0	0	0	0	2	2015-16
SPENCE, Michael	C	148	27	53	80	-14	64	2016-18
SPENCER, Tim	LW	4	0	0	0	-2	2	2008-09
SPRING, Corey	RW	8	2	2	4	-1	8	1999-00

S Cont.	POS	GP	G	A	PTS	+/-	PIM	Years
ST. CROIX, Chris	D	28	1	1	2	-5	22	02-04/08-09
STANLEY, Logan	D	73	6	16	22	-9	70	2018-19
STASTNY, Yan	C	16	2	4	6	-6	18	2009-10
STAUBER, Robb	G	5	0	0	0	0	0	1998-99
STEVENS, Mike	LW	22	8	4	12	-5	54	1996-97
STEWART, Michael	D	222	16	40	56	-13	425	1998-00
STOYKEWYCH, Peter	D	255	19	52	71	20	179	2014-19
STRACHAN, Wayne	C	25	3	10	13	-4	24	1996-97
STRAIT, Brian	D	58	2	12	14	-4	36	2016-17
SUESS, C.J.	LW	32	9	5	14	-1	8	2017-19
SUTTER, Brody	C	58	8	10	18	4	22	2017-18
SUTTON, Ken	D	20	3	10	13	-4	48	1996-97
SWANSON, Kevin	G	1	0	0	0	0	0	2001-02
SWEATT, Bill	LW	80	19	27	46	-9	28	2010-11
SWEATT, Lee	D	41	5	9	14	15	18	2010-11
T	POS	GP	G	A	PTS	+/-	PIM	Years
TALLAIRE, Sean	RW	74	21	29	50	-15	67	1996-97
TAMBELLINI, Jeff	LW	7	5	2	7	4	0	2010-11
TANEV, Brandon	LW	23	2	7	9	-1	13	2016-17
TANEV, Chris	D	39	1	8	9	5	16	2010-11
TAROFF, Jamie	RW	1	0	0	0	0	0	2006-07
TAROFF, Patrice	C	113	33	53	86	15	158	1998-00
TELEGIN, Ivan	LW	34	3	7	10	1	8	2012-13
TEZIKOV, Alexei	D	28	5	6	11	-4	16	2001-02
THIESSEN, Travis	D	25	0	8	8	-1	28	1996-97
THOMAS, Scott	RW	126	66	43	109	17	61	97-99/00-01
THOMLINSON, Dave	LW	28	1	4	5	-4	22	1997-98
THOMPSON, Scott	D	1	0	0	0	0	0	1997-98
TOEWS, Kristofer	G	0	0	0	0	0	0	2007-08
TOK, Chris	D	58	0	5	5	-12	95	1996-98
TOUSIGNANT, Mathieu	C	5	0	1	1	-1	17	2012-13
TREMBLAY, Hunter	LW	17	1	5	6	-5	12	2012-13
TREMBLAY, Yannick	D	45	12	21	33	5	40	2006-07
TROPPER, Marc	RW	1	0	0	0	-1	0	2000-01
TROTTER, Brock	C	2	0	0	0	0	4	2011-12
U	POS	GP	G	A	PTS	+/-	PIM	Years
USTASKI, Matt	LW	1	0	0	0	-1	0	2017-18
V	POS	GP	G	A	PTS	+/-	PIM	Years
VARLAMOV, Sergei	LW	12	4	2	6	-3	10	2003-04
VASILJEVS, Herbert	RW	100	22	43	65	-2	40	2001-03
VELLUX, Eric	C	73	14	13	27	-3	102	1999-00
VESALAINEN, Kristian	LW	22	4	9	13	-1	10	2018-19
VIGILANTE, Mike	RW	3	0	0	0	1	0	2007-08
VOLPATTI, Aaron	F	61	3	10	13	-6	91	2009-11
VYDARENYY, Rene	D	182	7	29	36	-3	77	2001-04
W	POS	GP	G	A	PTS	+/-	PIM	Years
WALKER, Ben	RW	52	2	5	7	-19	24	2014-16
WALLACE, Buddy	C	8	0	1	1	-2	2	1999-00
WALSKY, Eric	RW	42	2	11	13	4	6	2008-10
WARRINER, Todd	LW	30	7	13	20	-6	32	2001-02
WAUGH, Geoff	D	31	0	1	1	0	45	2009-11
WEIMAN, Tyler	G	29	0	0	0	0	2	2010-11
WEINGARTNER, Rob	RW	4	0	1	1	-5	11	1996-97
WELLER, Shawn	LW	111	22	25	47	6	78	2010-13
WEYCHICKA, Brett	RW	8	1	1	2	-1	2	2017-18
WHITE, Ryan	RW	27	5	2	7	-4	57	2018-19
WHITMORE, Derek	LW	7	1	3	4	-2	2	2012-13
WIEBE, Shayne	LW	12	0	4	4	0	2	2011-12
WILLIAMS, Jack	LW	4	1	1	2	2	0	1997-98
WILSON, Carey	C	7	0	4	4	-8	2	1996-97
WILSON, Tyson	D	3	0	0	0	-3	0	2015-16
WILSON, Steve	D	83	5	11	16	-2	83	1996-98
WINNES, Chris	C	11	2	0	2	-3	0	1998-99
WOOD, Dustin	D	62	4	12	16	-1	36	2006-07
WOODS, Justin	D	10	0	1	1	-4	2	2017-19
WREGETT, Ken	G	30	0	0	0	0	6	2000-01
Y	POS	GP	G	A	PTS	+/-	PIM	Years
YEO, Dylan	D	23	1	6	7	2	12	2007-09
YETMAN, Patrick	LW	4	0	1	1	-2	0	2006-07
YOUNG, B.J.	RW	33	8	7	15	0	47	2000-01
Z	POS	GP	G	A	PTS	+/-	PIM	Years
ZAJAC, Kelly	C	14	0	1	1	-2	2	2015-16
ZAJAC, Nolan	D	1	1	0	1	2	0	2016-17
ZULTEK, Matt	LW	1	0	0	0	0	2	2004-05
ZUREVINSKI, Scott	LW	8	0	0	0	-1	11	2011-12

## ALL-TIME RECORD BY OPPONENT

### MOOSE FRANCHISE VS. AHL (2001-2019)

TEAM	GP	W	L	OTL	T/SOL	PTS
Abbotsford Heat+	16	12	2	0	2	26
Lehigh Valley Phantoms*	16	9	7	0	0	18
Albany River Rats+	4	3	0	0	1	7
Bakersfield Condors	12	6	6	0	0	12
Belleville Senators*****	32	19	9	2	2	42
Binghamton Devils**	8	5	2	0	1	11
Bridgeport Sound Tigers	16	13	2	1	0	27
Charlotte Checkers	16	5	8	2	0	12
Chicago Wolves	70	36	27	5	4	81
Cincinnati Mighty Ducks+	8	6	1	1	0	13
Cleveland Barons+	24	15	5	1	3	34
Cleveland Monsters*****	36	21	13	2	0	44
Colorado Eagles	4	4	0	0	0	8
Edmonton Roadrunners***	20	10	9	0	1	21
Grand Rapids Griffins	80	28	38	11	3	70
Hamilton Bulldogs+	108	48	55	4	9	101
Hartford Wolf Pack****	28	19	8	1	0	39
Hershey Bears	30	14	14	0	2	30
Houston Aeros+	44	22	20	0	2	46
Iowa Chops+	4	3	1	0	0	6
Iowa Stars+	12	8	4	0	0	16
Iowa Wild	28	9	16	1	2	20
Laval Rocket	8	5	2	0	1	11
Lowell Lock Monsters+	4	4	0	0	0	8
Manchester Monarchs+	46	22	17	3	4	50
Milwaukee Admirals	72	34	27	4	7	83
Norfolk Admirals+	12	4	7	0	1	9
Oklahoma City Barons+	4	2	2	0	0	4
Omaha Ak-Sar-Ben Knights+	8	4	3	0	1	9
Ontario Reign	4	0	3	1	0	1
Peoria Rivermen+	24	17	6	1	0	41
Portland Pirates+	42	24	15	0	3	51
Providence Bruins	32	14	10	4	4	35
Quad City Flames+	8	6	1	0	1	13
Quebec Citadelles+	8	4	4	0	0	8
Rochester Americans	54	33	16	3	2	70
Rockford IceHogs	38	22	9	0	5	49
Saint John Flames+	16	10	5	1	0	21
San Antonio Rampage	56	33	15	3	5	74
San Diego Gulls	8	4	4	0	0	8
San Jose Barracuda	8	2	6	0	0	4
Springfield Falcons+	20	7	9	3	1	18
Springfield Thunderbirds	0	0	0	0	0	0
Syracuse Crunch	40	19	16	2	3	43
St. John's Ice Caps+	0	0	0	0	0	0
St. John's Maple Leafs+	32	15	12	2	3	35
Stockton Heat	12	7	2	2	1	17
Texas Stars	28	5	14	1	1	26
Toronto Marlies	95	44	44	3	4	95
Utah Grizzlies+	20	9	6	0	5	23
Tucson Roadrunners	4	2	2	0	0	4
Utica Comets	0	0	0	0	0	0
Wilkes-Barre/Scranton Penguins	36	11	17	5	3	30
Worcester IceCats+	4	3	1	0	0	6
Worcester Sharks+	34	15	15	2	2	15

### MOOSE FRANCHISE VS. IHL (1996-2001)

TEAM	GP	W	L	T/SOL	PTS	Years
Chicago Wolves	45	15	26	4	34	1996-01
Cincinnati Cyclones	20	12	3	5	29	1996-01
Cleveland Lumberjacks	21	12	6	3	27	1997-01
Detroit Vipers	26	13	9	4	30	1996-01
Fort Wayne Komets	4	2	2	0	4	1996-99
Grand Rapids Griffins	21	10	9	2	22	1996-01
Houston Aeros	30	13	9	8	34	1996-01
Indianapolis Ice	10	6	4	0	12	1996-99
Kansas City Blades	47	22	22	3	47	1996-01
Las Vegas Thunder	21	13	4	4	30	1996-97
Long Beach Ice Dogs	27	10	16	1	21	1996-00
Michigan K-Wings	20	13	5	2	28	1996-97
Milwaukee Admirals	29	10	11	8	28	1996-97
Orlando Solar Bears	24	11	9	4	26	1996-01
Phoenix Roadrunners	2	1	1	0	2	1996-97
Quebec Rafeales	13	4	6	3	11	1996-98
San Antonio Dragons	8	4	4	0	8	1996-98
Utah Grizzlies	42	23	13	6	52	1996-01
<b>TOTALS</b>	<b>410</b>	<b>194</b>	<b>159</b>	<b>57</b>	<b>445</b>	

### MOOSE FRANCHISE VS. AHL & IHL (1996-2019)

TEAM	GP	W	L	OTL	T/SOL	PTS
Chicago Wolves	117	51	53	5	8	115
Grand Rapids Griffins	101	38	47	11	5	90
Houston Aeros	74	35	29	0	10	72
Milwaukee Admirals	101	44	38	4	15	109
<b>TOTALS</b>	<b>393</b>	<b>168</b>	<b>167</b>	<b>20</b>	<b>38</b>	<b>386</b>

\* Defunct Team

\* Totals include Adirondack Phantoms (2010-14), Philadelphia Phantoms (2001-09)

\*\* Totals include Lowell Devils (2006-10), Albany Devils (2010-17)

\*\*\* Totals include Edmonton Roadrunners (2004-05), Toronto Roadrunners (2003-04)

\*\*\*\* Totals include Connecticut Whale (2010-2013)

\*\*\*\*\* Totals include Lake Erie Monsters (2007-16)

\*\*\*\*\* Totals include Binghamton Senators (2002-2017)

## ALL-TIME SINGLE SEASON LEADERS - SKATERS

### MOST GAMES PLAYED

PLAYER	GP	
1. Doug Ast	82	2000-01
Brian Chapman	82	2000-01
Brett Hauer	82	2000-01
Sean Pronger	82	2000-01
Bill Bowler	82	1998-99
Jason MacDonald	82	1998-99
Jeff Parrott	82	1998-99
Brett Hauer	82	1997-98
Scott McCrory	82	1996-97
10. Six tied with	81	

### MOST POWER PLAY GOALS

PLAYER	PPG	
1. Jason Jaffray	16	2006-07
Lee Goren	16	2004-05
Scott Thomas	16	1998-99
4. Logan Shaw	13	2018-19
Mike Prokopec	13	1999-00
Greg Pankewicz	13	1997-98
6. Andre Savage	12	2001-02
7. Jerome Samson	11	2013-14
Lee Goren	11	2005-06
Six more tied with	11	

### MOST PENALTY MINUTES

PLAYER	PIM	
1. Wade Brookbank	285	2004-05
2. Jason MacDonald	283	1998-99
3. Jeff Ricciardi	271	1996-97
4. Mike Ruark	261	1999-00
5. Tommy Maxwell	259	2009-10
6. Greg Pankewicz	246	1997-98
7. Mel Anceletad	232	2000-01
8. Jason Smyr	227	1998-99
9. Greg Pankewicz	222	1996-97
10. Zack Fitzgerald	209	2008-09

### MOST POINTS

PLAYER	PTS	
1. Bill Bowler	93	1998-99
2. Jason Krog	86	2008-09
3. Peter Sarno	82	2004-05
4. Jason Jaffray	81	2006-07
5. Brad Moran	77	2007-08
6. Greg Pankewicz	76	1997-98
7. Brad Moran	72	2006-07
Brad Purdie	72	1997-98
9. Brett Hauer	71	1998-99
Scott McCrory	71	1996-97

### MOST SHORTHANDED GOALS

PLAYER	SHG	
1. John Albert	6	2013-14
2. Mike Brown	5	2005-06
3. Pat Kavanagh	4	2003-04
Jimmy Roy	4	2001-02
5. Patrice Cormier	3	2017-18
Quinton Howden	3	2016-17
JC Lipon	3	2015-16
John Albert	3	2014-15
Jason Jaffray	3	2011-12
Four more tied with	3	

### MOST GOALS

PLAYER	G	
1. Scott Thomas	45	1998-99
2. Greg Pankewicz	42	1997-98
3. Jesse Schultz	37	2005-06
4. Jason Jaffray	35	2006-07
Andre Savage	35	2001-02
6. Lee Goren	32	2004-05
Greg Pankewicz	32	1996-97
8. Michael Grabner	30	2008-09
Jason Krog	30	2008-09
Ryan Kesler	30	2004-05
Rusty Fitzgerald	30	2000-01

### MOST GAME WINNING GOALS

PLAYER	GWG	
1. Jason Jaffray	9	2006-07
2. Scott Thomas	8	1998-99
Jason Krog	8	2008-09
4. Mason Appleton	7	2018-19
Nathan Smith	7	2006-07
Bill Bowler	7	1998-99
Michael Grabner	7	2008-09
7. Logan Shaw	6	2018-19
Mason Appleton	6	2017-18
JC Lipon	6	2017-18
Six more tied with	6	

### MOST ASSISTS

PLAYER	A	
1. Bill Bowler	67	1998-99
2. Peter Sarno	68	2004-05
3. Jason Krog	56	2008-09
Brett Hauer	56	1998-99
5. Brad Moran	55	2007-08
6. Steve Brule	48	2000-01
Brett Hauer	48	1997-98
8. Brad Moran	47	2006-07
Brett Hauer	47	1999-00
Scott McCrory	47	1996-97

### MOST SHOTS ON GOAL

PLAYER	SOG	
1. Greg Pankewicz	288	1997-98
2. Steve Brule	283	2000-01
3. Brett Hauer	261	1998-99
4. Greg Pankewicz	251	1996-97
5. Lee Goren	241	2006-07
Lee Goren	241	2004-05
7. Michael Grabner	238	2008-09
Brett Hauer	233	2000-01
Brett Hauer	233	1999-00
Brett Hauer	233	1997-98

## ALL-TIME CAREER LEADERS - SKATERS

### MOST GAMES PLAYED

PLAYER	GP	
1. Jimmy Roy	603	1997-06
2. Jason Jaffray	493	04-08/10-15
3. Brian Chapman	447	1997-03
4. Patrice Cormier	402	2011-18
<b>5. JC Lipon</b>	<b>391</b>	<b>2013-19</b>
6. Nolan Baumgartner	385	02-05/07-11
7. Mike Keane	365	2005-10
8. Julian Melchiori	324	2011-18
9. Brett Hauer	322	1997-01
10. Travis Ramsey	305	2007-13

### MOST POWER PLAY GOALS

PLAYER	PPG	
1. Jason Jaffray	61	04-09/10-15
2. Lee Goren	34	2004-07
3. Jason King	33	02-06/11-13
4. Brett Hauer	29	1997-01
5. Patrice Cormier	28	2011-18
6. Scott Thomas	25	97-99/00-01
7. Eric O'Dell	22	2011-15
Ryan Ready	22	2001-04
9. Bill Bowler	20	1997-00
Scott Arniel	20	1996-99

### MOST PENALTY MINUTES

PLAYER	PIM	
1. Jimmy Roy	1434	1997-06
2. Mike Ruark	838	1997-01
<b>3. JC Lipon</b>	<b>739</b>	<b>2013-19</b>
4. Brian Chapman	725	1997-03
5. Patrice Cormier	616	2011-18
6. Nathan McIver	570	2005-10
7. Mike Brown	534	2005-08
8. Greg Pankewicz	468	1996-98
9. Michael Stewart	425	1998-00
10. Guillaume Desbiens	406	2008-11

### MOST POINTS

PLAYER	PTS	
1. Jason Jaffray	402	03-09/10-15
2. Brett Hauer	251	1997-01
3. Jimmy Roy	212	1997-06
4. Patrice Cormier	195	2011-18
5. Jason King	194	02-06/11-13
<b>6. JC Lipon</b>	<b>191</b>	<b>2013-19</b>
7. Bill Bowler	189	1997-00
8. Nolan Baumgartner	185	02-05/07-11
9. Brandon Reid	181	01-04/06-07
10. Lee Goren	171	2004-07
Scott Arniel	171	1996-99

### MOST SHORTHANDED GOALS

PLAYER	SHG	
1. John Albert	11	2011-16
2. Jimmy Roy	10	1997-06
Patrice Cormier	10	2011-18
4. Jason Jaffray	8	05-09/10-15
Pat Kavanagh	8	2001-04
6. Alexandre Bolduc	6	2006-11
Mike Brown	6	2005-08
<b>8. JC Lipon</b>	<b>5</b>	<b>2013-19</b>
Tyler Bouck	5	2001-07
10. Guillaume Desbiens	4	2008-11

### BEST PLUS/MINUS

PLAYER	+/−	
1. Jason Jaffray	61	04-09/10-15
2. Brian Chapman	47	1997-03
3. Shaun Heshka	36	2006-09
4. Lee Goren	34	2004-07
5. Jimmy Roy	32	1997-06
6. Maxime Fortunus	29	2005-09
<b>7. Cameron Schilling</b>	<b>27</b>	<b>2017-19</b>
Michael Grabner	27	2007-10
9. Brad Moran	26	2006-08
Kevin Bleksa	26	03-06/07-08

### MOST GOALS

PLAYER	G	
1. Jason Jaffray	158	04-09/10-15
2. Jimmy Roy	101	1997-06
3. Jason King	100	02-06/11-13
4. Patrice Cormier	96	2011-18
5. Lee Goren	80	2004-07
6. Greg Pankewicz	74	1996-98
7. Eric O'Dell	72	2011-15
8. Brandon Reid	70	01-04/06-07
9. John Albert	68	2011-16
Michael Grabner	68	2007-10

### MOST GAME WINNING GOALS

PLAYER	GWG	
1. Jason Jaffray	23	04-09/10-15
2. Jimmy Roy	17	1997-06
3. Michael Grabner	16	2007-10
4. Patrice Cormier	15	2011-18
5. Lee Goren	14	2004-07
<b>6. Mason Appleton</b>	<b>13</b>	<b>2017-19</b>
7. Eric O'Dell	11	2011-15
Carl Klingberg	11	2011-15
Jason King	11	02-06/11-13
<b>10. JC Lipon</b>	<b>10</b>	<b>2013-19</b>
Two more tied with	10	

### MOST ASSISTS

PLAYER	A	
1. Jason Jaffray	244	04-09/10-15
2. Brett Hauer	193	1997-01
3. Nolan Baumgartner	144	02-05/07-11
4. Brian Chapman	135	1997-03
5. Bill Bowler	134	1997-00
<b>6. JC Lipon</b>	<b>124</b>	<b>2013-19</b>
7. Brenden Kichton	111	2013-17
Brandon Reid	111	01-04/06-07
Jimmy Roy	111	1997-06
10. Scott Arniel	104	1996-99

### MOST SHOTS ON GOAL

PLAYER	SOG	
1. Jason Jaffray	1107	04-09/10-15
2. Jimmy Roy	1096	1997-06
3. Brett Hauer	960	1997-01
<b>6. JC Lipon</b>	<b>786</b>	<b>2013-19</b>
4. Jason King	733	02-06/11-13
5. Patrice Cormier	674	2011-18
7. Lee Goren	623	2004-07
8. Carl Klingberg	622	2011-15
Nolan Baumgartner	622	02-05/07-11
10. Brian Chapman	619	1997-03



## ALL-TIME SINGLE SEASON LEADERS - GOALIES

### MOST GAMES PLAYED

PLAYER	GP	
1. Cory Schneider	60	2009-10
2. Connor Hellebuyck	58	2014-15
3. Fred Brathwaite	58	1996-97
4. Eddie Lack	53	2010-11
5. Eric Cormie	51	2016-17
Fred Brathwaite	51	1997-98
7. Alex Auld	50	2004-05
8. Wade Flaherty	49	2005-06
9. Eric Cormie	47	2018-19
10. Eric Cormie	46	2015-16
Two more tied with	46	

### BEST GAA (Min. 10 games)

PLAYER	GAA	
1. Curtis Sanford	1.73	2008-09
2. Cory Schneider	2.04	2008-09
3. Michael Hutchinson	2.08	2017-18
4. Drew MacIntyre	2.17	2006-07
5. Tyler Beskorowany	2.20	2013-14
6. Eddie Lack	2.26	2010-11
7. Cory Schneider	2.28	2007-08
8. Michael Hutchinson	2.30	2013-14
9. Drew MacIntyre	2.32	2007-08
10. Wade Flaherty	2.33	2004-05

### MOST WINS

PLAYER	W	
1. Cory Schneider	35	2009-10
2. Connor Hellebuyck	28	2014-15
Eddie Lack	28	2010-11
Cory Schneider	28	2008-09
5. Wade Flaherty	26	2005-06
6. Eric Cormie	25	2018-19
Drew MacIntyre	25	2007-08
Alex Auld	25	2004-05
Richard Shulmistra	25	1996-99
10. Drew MacIntyre	24	2006-07

### MOST SAVES

PLAYER	SVS	
1. Cory Schneider	1687	2009-10
2. Connor Hellebuyck	1666	2014-15
3. Fred Brathwaite	1528	1996-97
4. Eddie Lack	1474	2010-11
5. Eric Cormie	1389	2016-17
6. Eric Cormie	1358	2018-19
7. Fred Brathwaite	1354	1997-98
8. Eric Cormie	1323	2015-16
9. Wade Flaherty	1275	2005-06
10. Drew MacIntyre	1232	2007-08

### MOST LOSSES

PLAYER	L	
1. Eric Cormie	26	2016-17
2. Eric Cormie	25	2015-16
3. Eddie Pasquale	23	2012-13
Cory Schneider	23	2009-10
5. Connor Hellebuyck	22	2014-15
Fred Brathwaite	22	1996-97
Eddie Lack	21	2010-11
8. Alex Auld	19	2002-03
Drew MacIntyre	18	2007-08
Four more tied with	18	

### BEST SAVE % (Min. 10 games)

PLAYER	SV%	
1. Curtis Sanford	0.936	2008-09
2. Michael Hutchinson	0.935	2017-18
3. Tyler Beskorowany	0.932	2013-14
4. Cory Schneider	0.928	2008-09
5. Mikhail Berdin	0.927	2018-19
6. Eddie Lack	0.926	2010-11
7. Michael Hutchinson	0.923	2013-14
8. Connor Hellebuyck	0.922	2015-16
Drew MacIntyre	0.922	2006-07
Johan Hedberg	0.922	1997-98

### MOST TIES & OT/SO LOSSES

PLAYER	T/OTL/SOL	
1. Jason Elliott	9	1999-00
2. Eric Cormie	7	2015-16
Johan Hedberg	7	2000-01
Richard Shulmistra	7	1998-99
5. Eric Cormie	6	2016-17
Peter Budaj	6	2014-15
8. Connor Hellebuyck	5	2014-15
Tyler Moss	5	2003-04
Tyler Moss	5	2002-03
Three more tied with	5	

### MOST SHUTOUTS

PLAYER	SO	
1. Connor Hellebuyck	6	2014-15
Wade Flaherty	6	2005-06
3. Eddie Lack	5	2010-11
Cory Schneider	5	2008-09
5. Connor Hellebuyck	4	2015-16
Eddie Pasquale	4	2012-13
Eddie Pasquale	4	2011-12
Cory Schneider	4	2009-10
Wade Flaherty	4	2004-05
Two more tied with	4	

## ALL-TIME CAREER LEADERS - GOALTENDERS

### MOST GAMES PLAYED

PLAYER	GP	
1. <b>Eric Cormie</b>	<b>183</b>	<b>2013-19</b>
2. Alex Auld	148	2001-05
3. Cory Schneider	136	2007-10
4. Wade Flaherty	117	2004-07
5. Eddie Pasquale	112	2011-14
6. Fred Brathwaite	109	1996-98
7. Connor Hellebuyck	88	2014-16
8. Drew MacIntyre	87	2006-08
9. Tyler Moss	74	2002-04
10. Johan Hedberg	62	97-98/00-01/03-04

### BEST GAA (Min. 25 games)

PLAYER	GAA	
1. Michael Hutchinson	2.18	13-14/17-18
2. Eddie Lack	2.26	2010-11
Drew MacIntyre	2.26	2006-08
4. Cory Schneider	2.31	2007-10
5. Wade Flaherty	2.39	2004-07
6. Christian Bronsard	2.44	1998-99
7. Karl Goehring	2.52	2008-09
8. Connor Hellebuyck	2.55	2014-16
9. Eddie Pasquale	2.56	2011-14
10. Manny Legace	2.59	1999-00

### MOST WINS

PLAYER	W	
1. Cory Schneider	94	2007-10
2. <b>Eric Cormie</b>	<b>77</b>	<b>2013-19</b>
3. Alex Auld	69	2001-05
4. Wade Flaherty	62	2005-07
5. Eddie Pasquale	55	2011-14
6. Drew MacIntyre	49	2006-08
7. Fred Brathwaite	45	1996-98
8. Connor Hellebuyck	41	2014-16
9. Michael Hutchinson	34	13-14/17-18
10. Johan Hedberg	31	97-98/00-01/03-04
Tyler Moss	31	2002-04

### MOST SAVES

PLAYER	SVS	
1. <b>Eric Cormie</b>	<b>5156</b>	<b>2013-19</b>
2. Alex Auld	3687	2001-05
3. Cory Schneider	3549	2007-10
3. Fred Brathwaite	2882	1996-98
Eddie Pasquale	2866	2011-14
6. Wade Flaherty	2844	2004-07
7. Connor Hellebuyck	2516	2014-16
8. Drew MacIntyre	2213	2006-08
9. Tyler Moss	1955	2002-04
10. Johan Hedberg	1640	97-98/00-01/03-04

### MOST LOSSES

PLAYER	L	
1. <b>Eric Cormie</b>	<b>83</b>	<b>2013-19</b>
Alex Auld	62	2001-05
3. Eddie Pasquale	48	2011-14
4. Cory Schneider	45	2007-10
5. Fred Brathwaite	40	1996-98
6. Connor Hellebuyck	37	2014-16
7. Wade Flaherty	36	2004-07
8. Tyler Moss	31	2002-04
9. Drew MacIntyre	30	2006-08
10. Eddie Lack	21	2010-11

### BEST SAVE % (Min. 25 games)

PLAYER	SV%	
1. Michael Hutchinson	0.930	13-14/17-18
2. Eddie Lack	0.926	2010-11
3. Connor Hellebuyck	0.921	2014-16
Cory Schneider	0.921	2007-10
Drew MacIntyre	0.921	2006-08
6. Christian Bronsard	0.918	1998-99
7. Jason Elliott	0.917	1999-00
8. Wade Flaherty	0.916	2004-07
9. Karl Goehring	0.914	2008-09
10. Johan Hedberg	0.913	97-98/00-01/03-04
Manny Legace	0.913	1999-00

### MOST TIES & OT/SO LOSSES

PLAYER	T/OTL/SOL	
1. <b>Eric Cormie</b>	<b>20</b>	<b>2013-19</b>
2. Alex Auld	11	2001-05
3. Tyler Moss	10	2002-04
4. Wade Flaherty	9	2004-07
Jason Elliott	9	1999-00
Fred Brathwaite	9	1996-98
7. Johan Hedberg	8	97-98/00-01/03-04
8. Richard Shulmistra	7	1998-99
9. Connor Hellebuyck	6	2014-16
Peter Budaj	6	2014-15
Eddie Pasquale	6	2011-14

### MOST SHUTOUTS

PLAYER	SO	
1. Cory Schneider	12	2007-10
2. Wade Flaherty	12	2004-07
3. Connor Hellebuyck	10	2014-16
Alex Auld	10	2001-05
5. Eddie Pasquale	9	2011-14
6. <b>Eric Cormie</b>	<b>8</b>	<b>2013-19</b>
7. Tyler Moss	6	2002-04
8. Michael Hutchinson	5	13-14/17-18
Eddie Lack	5	2010-11
Drew MacIntyre	5	2006-08

Bolded players on opening night roster

## ALL-TIME ROOKIE LEADERS - SKATERS

### MOST GAMES PLAYED

PLAYER	GP	
1. Bill Sweatt	80	2010-11
Kevin Bieksa	80	2004-05
3. Mason Appleton	76	2017-18
Sami Niku	76	2017-18
Brendan Kichton	76	2013-14
6. Michael Grabner	74	2007-08
Kirill Koltsov	74	2003-04
Sean Tallaire	74	1996-97
9. Logan Stanley	73	2018-19
Four more tied at	73	

### MOST POINTS

PLAYER	PTS	
1. Mason Appleton	66	2017-18
2. Sami Niku	54	2017-18
3. Sean Tallaire	50	1996-97
4. Jack Roslovic	48	2016-17
Brendan Kichton	48	2013-14
6. Bill Sweatt	46	2010-11
7. Sergei Shirokov	45	2009-10
8. Kyle Connor	44	2016-17
Chase Bailley	44	2014-15
Michael Grabner	44	2007-08

### MOST GOALS

PLAYER	G	
1. Kyle Connor	25	2016-17
2. Mason Appleton	22	2017-18
Sergei Shirokov	22	2009-10
Michael Grabner	22	2007-08
5. Chase Bailley	21	2014-15
Sean Tallaire	21	1996-97
7. Jason King	20	2002-03
Alex Korolyuk	20	1996-97
9. Chase De Leo	19	2015-16
Bill Sweatt	19	2010-11

### MOST ASSISTS

PLAYER	A	
1. Mason Appleton	44	2017-18
2. Sami Niku	38	2017-18
Brendan Kichton	38	2013-14
4. Jack Roslovic	35	2016-17
5. JC Lipon	32	2013-14
Sean Tallaire	29	1996-97
7. Bill Sweatt	27	2010-11
Kevin Bieksa	27	2004-05
9. Kirill Koltsov	25	2003-04
10. Five tied with	23	

### MOST POWER PLAY GOALS

PLAYER	PPG	
1. Michael Spacek	10	2017-18
Sami Niku	10	2017-18
3. Kyle Connor	9	2016-17
Chase De Leo	9	2015-16
5. Mason Appleton	8	2017-18
Dan DeSalvo	8	2016-17
7. Chase Bailley	8	2014-15
8. Brendan Lemieux	5	2016-17
Zach Redmond	5	2011-12
Three more tied at	5	

### MOST SHORTHANDED GOALS

PLAYER	SHG	
1. Mike S. Brown	5	2005-06
2. Cam MacIse	2	2017-18
John Albert	2	2011-12
Carl Klingberg	2	2011-12
Alex Klingberg	2	2011-12
6. Dan DeSalvo	1	2016-17
Chase Bailley	1	2014-15
Bill Sweatt	1	2010-11
Sergei Shirokov	1	2009-10
Six more tied with	1	

### MOST GAME WINNING GOALS

PLAYER	GWG	
1. Mason Appleton	6	2017-18
2. Bill Sweatt	5	2010-11
Michael Grabner	5	2007-08
4. Kyle Connor	4	2016-17
Brandon Reid	4	2001-02
Viad Serov	4	1999-00
7. Jack Roslovic	3	2016-17
Dan DeSalvo	3	2016-17
Chase Bailley	3	2014-15
Seven more tied with	3	

### MOST SHOTS ON GOAL

PLAYER	SOG	
1. Sean Tallaire	215	1996-97
2. Chase De Leo	191	2015-16
3. Mason Appleton	190	2017-18
Kevin Bieksa	189	2004-05
5. Michael Grabner	185	2007-08
6. Bill Sweatt	173	2010-11
7. Cody Hodgson	166	2010-11
8. Sergei Shirokov	158	2009-10
9. Carl Klingberg	157	2011-12
10. Kyle Connor	151	2016-17
Jason King	151	2002-03

### MOST PENALTY MINUTES

PLAYER	PIM	
1. Kevin Bieksa	192	2004-05
2. Adam Keefe	158	2005-06
3. Mike S. Brown	139	2005-06
4. JC Lipon	136	2013-14
5. Jimmy Roy	133	1997-98
6. Brendan Lemieux	130	2016-17
7. Rick Rypien	122	2005-06
8. James Demone	121	2005-06
9. Pierre-Cedric Labrie	108	2007-08
10. Alexandre Burrows	107	2004-05

### BEST PLUS/MINUS

PLAYER	+/ -	
1. Kevin Bieksa	21	2004-05
2. Sami Niku	17	2017-18
3. Mason Appleton	14	2017-18
Viad Serov	14	1999-00
5. Raymond Sawada	12	2008-09
6. John Albert	10	2011-12
7. Jake Kulevich	9	2017-18
Zach Redmond	9	2011-12
Alex Edler	9	2006-07
10. Brenden Kichton	8	2013-14

## ALL-TIME ROOKIE LEADERS BY POSITION

### LEFT WING

SEASON	
GOALS • 25	Kyle Connor (2016-17)
ASSISTS • 27	Bill Sweatt (2010-11)
POINTS • 46	Bill Sweatt (2010-11)

### CENTRE

SEASON	
GOALS • 20	Alex Korolyuk (1996-97)
ASSISTS • 35	Jack Roslovic (2016-17)
POINTS • 48	Jack Roslovic (2016-17)

### RIGHT WING

SEASON	
GOALS • 22	Mason Appleton (2017-18) Michael Grabner (2007-08)
ASSISTS • 44	Mason Appleton (2017-18)
POINTS • 66	Mason Appleton (2017-18)

### DEFENCEMEN

SEASON	
GOALS • 16	Sami Niku (2017-18)
ASSISTS • 38	Sami Niku (2017-18) Brenden Kichton (2013-14)
POINTS • 54	Sami Niku (2017-18)

## ALL-TIME ROOKIE LEADERS - GOALTENDERS

### MOST GAMES PLAYED

PLAYER	GP	
1. Connor Hellebuyck	58	2014-15
2. Eddie Lack	53	2010-11
3. Eric Cormie	46	2015-16
4. Eddie Pasquale	38	2011-12
5. Cory Schneider	36	2007-08

### MOST WINS

PLAYER	W	
1. Connor Hellebuyck	28	2014-15
Eddie Lack	28	2010-11
3. Eddie Pasquale	23	2011-12
4. Cory Schneider	21	2007-08
5. Christian Brossard	15	1998-99

### MOST LOSSES

PLAYER	L	
1. Eric Cormie	25	2015-16
2. Connor Hellebuyck	22	2014-15
3. Eddie Lack	21	2010-11
4. Eddie Pasquale	12	2011-12
Cory Schneider	12	2007-08

### MOST TIES & OT/SO LOSSES

PLAYER	T/OT/SOL	
1. Eric Cormie	7	2015-16
2. Connor Hellebuyck	5	2014-15
3. Eddie Lack	4	2010-11
Christian Brossard	4	1998-99
5. Mikhail Berdin	3	2018-19

### BEST GAA (Min. 10 games)

PLAYER	GAA	
1. Eddie Lack	2.26	2010-11
2. Cory Schneider	2.28	2007-08
Mikhail Berdin	2.34	2018-19
Eddie Pasquale	2.41	2011-12
5. Christian Brossard	2.44	1998-99

### MOST SAVES

PLAYER	SVS	
1. Connor Hellebuyck	1686	2014-15
2. Eddie Lack	1474	2010-11
3. Eric Cormie	1323	2015-16
Eddie Pasquale	894	2011-12
5. Cory Schneider	848	2007-08

### BEST SAVE % (Min. 10 games)

PLAYER	SV%	
1. Mikhail Berdin	0.927	2018-19
2. Eddie Lack	0.926	2010-11
3. Connor Hellebuyck	0.921	2014-15
Christian Brossard	0.918	1998-99
5. Cory Schneider	0.916	2007-08

### MOST SHUTOUTS

PLAYER	SO	
1. Connor Hellebuyck	6	2014-15
2. Eddie Lack	5	2010-11
Eddie Pasquale	4	2011-12
Cory Schneider	3	1998-99
5. Mikhail Berdin	2	2018-19

## LEADERS BY SEASON

## GAMES PLAYED

SEASON	PLAYER	GP
1996-97	Scott McCrory	82
1997-98	Brett Hauer	82
1998-99	Bill Bowler, Jason MacDonald,	82
	Jeff Parrott	
1999-00	Brian Chapman	80
2000-01	Brett Hauer, Sean Pronger	82
	Doug Ast, Brian Chapman	
2001-02	Andre Savage	76
2002-03	Tyler Bouck	76
2003-04	Jimmy Roy, Mikko Jokela	78
2004-05	Peter Sarno, Jeff Heerema,	80
	Kevin Biekas, Tomas Mojzis	
2005-06	Jesse Schultz, Craig Darby	80
2006-07	Jason Jaffray	77
2007-08	Shaun Heshka, Greg Classen	77
2008-09	Guillaume Desbiens	78
2009-10	Travis Ramsey, Marco Rosa	80
2010-11	Bill Sweat	80
2011-12	Kevin Clark, Zach Redmond	72
2012-13	Ben Maxwell	74
2013-14	Jason Jaffray, Andrew Gordon,	76
	Brenden Kichton	
2014-15	Austen Brassard	75
2015-16	Austen Brassard	75
2016-17	Kevin Czuczman	76
2017-18	Mason Appleton, Sami Niku	74
2018-19	Nelson Nogier, Michael Spacek	74

## GOALS

SEASON	PLAYER	G
1996-97	Greg Pankewicz	32
1997-98	Greg Pankewicz	42
1998-99	Scott Thomas	45
1999-00	Mike Prokopec	23
2000-01	Rusty Fitzgerald	30
2001-02	Andre Savage	35
2002-03	Ryan Ready	24
2003-04	Pat Kavanagh, Fedor Fedorov	23
2004-05	Lee Goren	32
2005-06	Jesse Schultz	37
2006-07	Jason Jaffray	35
2007-08	Brad Moran, Michael Grabner	22
2008-09	Jason Krog, Michael Grabner	30
2009-10	Marco Rosa, Sergei Shirokov	22
2010-11	Sergei Shirokov	22
2011-12	Jason King	22
2012-13	Eric O'Dell	29
2013-14	John Albert	28
2014-15	Chase Baisley	21
2015-16	Scott Kosmachuk, Chase De Leo	19
2016-17	Kyle Connor	25
2017-18	Buddy Robinson	25
2018-19	Logan Shaw	27

## ASSISTS

SEASON	PLAYER	A
1996-97	Scott McCrory	47
1997-98	Brett Hauer	48
1998-99	Bill Bowler	67
1999-00	Brett Hauer	47
2000-01	Steve Brule	48
2001-02	Steve Kariya	57
2002-03	Brandon Reid	36
2003-04	Brandon Reid	39
2004-05	Peter Sarno	66
2005-06	Craig Darby	36
2006-07	Brad Moran	47
2007-08	Brad Moran	55
2008-09	Jason Krog	56
2009-10	Marco Rosa	33
2010-11	Sergei Shirokov	36
2011-12	Spencer Machacek,	32
	Jason DeSantis	
2012-13	Jason Jaffray	33
2013-14	Jason Jaffray	41
2014-15	Will O'Neill	38
2015-16	Brenden Kichton	30
2016-17	Jack Roslovic	35
2017-18	Mason Appleton	44
2018-19	Seth Griffith	41

## POINTS

SEASON	PLAYER	PTS
1996-97	Scott McCrory	71
1997-98	Greg Pankewicz	76
1998-99	Bill Bowler	93
1999-00	Bill Bowler	62
2000-01	Steve Brule	69
2001-02	Steve Kariya	62
2002-03	Brandon Reid	54
2003-04	Brandon Reid	58
2004-05	Peter Sarno	82
2005-06	Jesse Schultz	67
2006-07	Jason Jaffray	81
2007-08	Brad Moran	77
2008-09	Jason Krog	86
2009-10	Marco Rosa	55
2010-11	Sergei Shirokov	58
2011-12	Spencer Machacek	50
2012-13	Eric O'Dell	55
2013-14	Jason Jaffray	59
2014-15	Will O'Neill	48
2015-16	Brenden Kichton	41
2016-17	Jack Roslovic	48
2017-18	Mason Appleton	66
2018-19	Seth Griffith	57

## PENALTY MINUTES

SEASON	PLAYER	PIM
1996-97	Jeff Ricciardi	271
1997-98	Greg Pankewicz	246
1998-99	Jason MacDonald	263
1999-00	Mike Ruark	261
2000-01	Mel Angelstad	232
2001-02	Regan Darby	196
2002-03	John Craighead	109
2003-04	Jimmy Roy	186
2004-05	Wade Brookbank	265
2005-06	Adam Keefe	158
2006-07	Mike Brown	194
2007-08	Mike Brown	201
2008-09	Zack Fitzgerald	209
2009-10	Tommy Maxwell	256
2010-11	Guillaume Desbiens	104
2011-12	Garth Murray	112
2012-13	Dean Arsene	98
2013-14	JC Lipon	136
2014-15	JC Lipon	163
2015-16	Darren Kramer	138
2016-17	Brendan Lemieux	130
2017-18	Brendan Lemieux	170
2018-19	JC Lipon	121

## PLUS/MINUS

SEASON	PLAYER	+/-
1996-97	Chris Kontos	+9
1997-98	Brian Chapman	+17
1998-99	Brett Hauer, Kent Fearnas,	+17
	Rhett Gordon	
1999-00	Vlad Serov	+14
2000-01	Brian Chapman	+17
2001-02	Jimmy Roy	+22
2002-03	Nolan Baumgartner	+15
2003-04	Jaroslav Obsut	+9
2004-05	Lee Goren	+24
2005-06	Nathan McIver	+19
2006-07	Jason Jaffray	+12
2007-08	Jannik Hansen	+23
2008-09	Jason Krog	+25
2009-10	Peter Olvecky	+12
2010-11	Lee Sweat	+15
2011-12	Arturs Kulda	+18
2012-13	Eric O'Dell	+9
2013-14	Ben Chiarot	+29
2014-15	Kyle MacKinnon	+3
2015-16	Joel Armia, Dan DeSalvo,	+3
	Brandon Denham	
2016-17	JC Lipon	+11
2017-18	Peter Stoykewych	+28
2018-19	JC Lipon	+10

## POWER PLAY GOALS

SEASON	PLAYER	PPG
1996-97	Scott McCrory	11
1997-98	Greg Pankewicz	13
1998-99	Scott Thomas	16
1999-00	Mike Prokopec	13
2000-01	Steve Brule	11
2001-02	Andre Savage	12
2002-03	Ryan Ready	11
2003-04	Fedor Fedorov	10
2004-05	Lee Goren	16
2005-06	Jesse Schultz, Lee Goren	11
2006-07	Jason Jaffray	16
2007-08	Brad Moran, Colby Genoway	8
2008-09	Jason Krog	10
2009-10	Marco Rosa	8
2010-11	Mark Flood	5
2011-12	Jason King	9
2012-13	Eric O'Dell	10
2013-14	Jerome Samson	11
2014-15	Will O'Neill	8
2015-16	Chase De Leo	9
2016-17	Kyle Connor	9
2017-18	Michael Spacek, Sami Niku	10
2018-19	Logan Shaw	13

## SHORTHANDED GOALS

SEASON	PLAYER	SHG
1996-97	Randy Gilhen, Alexander Koryuk	2
1997-98	Reigh Intranuovo, Jason Christie	1
	Joe Frederick, Scott Thomas,	
	Brian Secord	
1998-99	Rhett Gordon, Jimmy Roy,	1
	Michael Stewart, Mike Ruark,	
1999-00	Jim Montgomery, Shawn Burr,	1
	Rusty Fitzgerald, Jimmy Roy	
2000-01	Dmitri Leonov	3
2001-02	Jimmy Roy	4
2002-03	Pat Kavanagh	3
2003-04	Pat Kavanagh	4
2004-05	Jason King	2
2005-06	Mike Brown	5
2006-07	Jason Jaffray	2
2007-08	Alexandre Bolduc	3
2008-09	Nolan Baumgartner,	2
	Guillaume Desbiens, Michel Ouellet	
2009-10	Mike Keane	2
2010-11	Garth Murray	3
2011-12	Jason Jaffray	3
2012-13	Asron Gagnon	2
2013-14	John Albert	6
2014-15	John Albert	3
2015-16	JC Lipon	3
2016-17	Quinton Howden	3
2017-18	Patrice Cormier	3
2018-19	JC Lipon	2

## GAME WINNING GOALS

SEASON	PLAYER	GWG
1996-97	Scott McCrory	5
1997-98	Kent Fearnas	6
1998-99	Scott Thomas	8
1999-00	Mike Prokopec	6
2000-01	Sean Pronger	5
2001-02	Pat Kavanagh, Brad Leeb	5
2002-03	Brandon Reid	4
2003-04	Pat Kavanagh	6
2004-05	Ryan Kesler	6
2005-06	Jesse Schultz	6
2006-07	Jason Jaffray	9
2007-08	Brad Moran	6
2008-09	Michael Grabner	8
2009-10	Peter Olvecky	5
2010-11	Sergei Shirokov, Bill Sweat,	5
	Marco Rosa	
2011-12	Spencer Machacek	4
2012-13	Eric O'Dell, Spencer Machacek	4
2013-14	Kael Mouillierat	6
2014-15	Carl Klingberg	5
2015-16	Austen Brassard	6
2016-17	Kyle Connor	4
2017-18	JC Lipon, Mason Appleton	6
2018-19	Mason Appleton	7

# LEADERS BY SEASON

## SHOTS

SEASON	PLAYER	SOG
1996-97	Greg Pankewicz	261
1997-98	Greg Pankewicz	268
1998-99	Brett Hauer	261
1999-00	Brett Hauer	233
2000-01	Steve Brule	263
2001-02	Andre Savage, Ryan Ready	182
2002-03	Ryan Ready	199
2003-04	Pat Kavanagh	173
2004-05	Lee Goren	241
2005-06	Jesse Schultz	172
2006-07	Jason Jaffray	229
2007-08	Brad Moran, Michael Grabner	185
2008-09	Michael Grabner	238
2009-10	Marco Rosa	190
2010-11	Sergei Shirokov	181
2011-12	Spencer Machacek	166
2012-13	Ben Maxwell	173
2013-14	Jerome Samson	214
2014-15	Will O'Neill	194
2015-16	Chase De Leo	191
2016-17	Kevin Czuczman	190
2017-18	Buddy Robinson	204
2018-19	Cameron Schilling	159

## GAMES PLAYED - GOALTENDERS

SEASON	PLAYER	GP
1996-97	Fred Brathwaite	58
1997-98	Fred Brathwaite	51
1998-99	Richard Shulmistra	44
1999-00	Jason Elliott	43
2000-01	Johan Hedberg	46
2001-02	Alfie Michaud	32
2002-03	Tyler Moss	42
2003-04	Alex Auld	40
2004-05	Alex Auld	50
2005-06	Wade Flaherty	49
2006-07	Drew MacIntyre	41
2007-08	Drew MacIntyre	46
2008-09	Cory Schneider	40
2009-10	Cory Schneider	60
2010-11	Eddie Lack	53
2011-12	Eddie Pasquale	38
2012-13	Eddie Pasquale	43
2013-14	Eddie Pasquale	31
2014-15	Connor Hellebuyck	58
2015-16	Eric Comrie	46
2016-17	Eric Comrie	51
2017-18	Eric Comrie	34
2018-19	Eric Comrie	47

## WINS

SEASON	PLAYER	W
1996-97	Fred Brathwaite	22
1997-98	Fred Brathwaite	23
1998-99	Richard Shulmistra	25
1999-00	Jason Elliott	19
2000-01	Johan Hedberg	23
2001-02	Alfie Michaud	16
2002-03	Tyler Moss	21
2003-04	Alex Auld	18
2004-05	Alex Auld	25
2005-06	Wade Flaherty	26
2006-07	Drew MacIntyre	24
2007-08	Drew MacIntyre	25
2008-09	Cory Schneider	26
2009-10	Cory Schneider	35
2010-11	Eddie Lack	28
2011-12	Eddie Pasquale	23
2012-13	Mark Dekanich	16
2013-14	Eddie Pasquale	17
	Michael Hutchinson	
2014-15	Connor Hellebuyck	28
2015-16	Connor Hellebuyck, Eric Comrie	13
2016-17	Eric Comrie	19
2017-18	Eric Comrie	18
2018-19	Eric Comrie	25

## GOALS AGAINST AVERAGE

SEASON	PLAYER	GAA
1996-97	Fred Brathwaite	3.40
1997-98	Johan Hedberg	2.58
1998-99	Christian Brossard	2.44
1999-00	Manny Legace	2.59
2000-01	Jeff Salajko	2.51
2001-02	Alfie Michaud	2.68
2002-03	Alex Auld	2.64
2003-04	Alex Auld	2.55
2004-05	Wade Flaherty	2.33
2005-06	Wade Flaherty	2.40
2006-07	Drew MacIntyre	2.17
2007-08	Cory Schneider	2.28
2008-09	Cory Schneider	2.04
2009-10	Cory Schneider	2.51
2010-11	Eddie Lack	2.26
2011-12	Eddie Pasquale	2.41
2012-13	Eddie Pasquale	2.79
2013-14	Tyler Beskorowany	2.20
2014-15	Eric Comrie	2.27
2015-16	Connor Hellebuyck	2.49
2016-17	Ondrej Pavelec	2.78
2017-18	Michael Hutchinson	2.08
2018-19	Mikhail Berdin	2.34

## SHUTOUTS

SEASON	PLAYER	SO
1996-97	Fred Brathwaite	1
1997-98	Rich Parent	3
1998-99	Richard Shulmistra	2
1999-00	Manny Legace	2
2000-01	Ken Wregget	2
2001-02	Alfie Michaud	4
2002-03	Tyler Moss, Alex Auld	3
2003-04	Alex Auld	4
2004-05	Wade Flaherty	4
2005-06	Wade Flaherty	6
2006-07	Drew MacIntyre	3
2007-08	Cory Schneider	3
2008-09	Cory Schneider	5
2009-10	Cory Schneider	4
2010-11	Eddie Lack	5
2011-12	Eddie Pasquale	4
2012-13	Eddie Pasquale	4
2013-14	Michael Hutchinson	3
2014-15	Connor Hellebuyck	6
2015-16	Connor Hellebuyck	4
2016-17	Eric Comrie	3
2017-18	Eric Comrie, Michael Hutchinson	2
2018-19	Mikhail Berdin, Eric Comrie	2

## LOSSES

SEASON	PLAYER	L
1996-97	Fred Brathwaite	22
1997-98	Fred Brathwaite	18
1998-99	Richard Shulmistra	11
1999-00	Manny Legace	18
2000-01	Johan Hedberg, Ken Wregget	13
2001-02	Martin Brochu	14
2002-03	Alex Auld	19
2003-04	Alex Auld, Tyler Moss	16
2004-05	Alex Auld	18
2005-06	Wade Flaherty	17
2006-07	Drew MacIntyre	12
2007-08	Drew MacIntyre	18
2008-09	Cory Schneider	10
2009-10	Cory Schneider	23
2010-11	Eddie Lack	21
2011-12	Eddie Pasquale, David Aebischer	12
2012-13	Eddie Pasquale	23
2013-14	Eddie Pasquale	13
2014-15	Connor Hellebuyck	22
2015-16	Eric Comrie	25
2016-17	Eric Comrie	26
2017-18	Eric Comrie	13
2018-19	Eric Comrie	16

## TIES AND OT/SO LOSSES

SEASON	PLAYER	T/OTL/SOL
1996-97	Fred Brathwaite	5
	Vincent Riendeau	7
1997-98	Fred Brathwaite	4
1998-99	Richard Shulmistra	7
1999-00	Jason Elliott	9
2000-01	Johan Hedberg	7
2001-02	Martin Brochu	3
2002-03	Tyler Moss	5
2003-04	Tyler Moss	5
2004-05	Alex Auld	4
2005-06	Wade Flaherty	4
2006-07	Drew MacIntyre	5
2007-08	Drew MacIntyre, Cory Schneider	2
2008-09	Cory Schneider	1
2009-10	Cory Schneider	2
2010-11	Eddie Lack	4
2011-12	David Aebischer	2
2012-13	Eddie Pasquale	4
2013-14	Tyler Beskorowany	2
2014-15	Peter Budaj	6
2015-16	Eric Comrie	7
2016-17	Eric Comrie	6
2017-18	Michael Hutchinson	4
2018-19	Eric Comrie	4

## SAVE PERCENTAGE

SEASON	PLAYER	SV%
1996-97	Fred Brathwaite	0.901
1997-98	Johan Hedberg	0.922
1998-99	Christian Brossard	0.918
1999-00	Jason Elliott	0.917
2000-01	Jeff Salajko	0.917
2001-02	Alfie Michaud	0.917
2002-03	Tyler Moss	0.909
2003-04	Alex Auld	0.915
2004-05	Wade Flaherty	0.918
2005-06	Wade Flaherty	0.919
2006-07	Dov Grumet-Morris	0.960
2007-08	Drew MacIntyre	0.921
2008-09	Cory Schneider	0.928
2009-10	Cory Schneider	0.919
2010-11	Eddie Lack	0.926
2011-12	Eddie Pasquale	0.911
2012-13	Eddie Pasquale	0.907
2013-14	Tyler Beskorowany	0.932
2014-15	Connor Hellebuyck	0.921
2015-16	Connor Hellebuyck	0.922
2016-17	Ondrej Pavelec	0.917
2017-18	Michael Hutchinson	0.935
2018-19	Mikhail Berdin	0.927

## SAVES

SEASON	PLAYER	SVS
1996-97	Fred Brathwaite	1528
1997-98	Fred Brathwaite	1354
1998-99	Richard Shulmistra	1153
1999-00	Jason Elliott	1187
2000-01	Johan Hedberg	1193
2001-02	Alfie Michaud	760
2002-03	Tyler Moss	1166
2003-04	Alex Auld	1071
2004-05	Alex Auld	1178
2005-06	Wade Flaherty	1275
2006-07	Drew MacIntyre	981
2007-08	Drew MacIntyre	1232
2008-09	Cory Schneider	1014
2009-10	Cory Schneider	1687
2010-11	Eddie Lack	1592
2011-12	Eddie Pasquale	894
2012-13	Eddie Pasquale	1109
2013-14	Eddie Pasquale	863
2014-15	Connor Hellebuyck	1666
2015-16	Eric Comrie	1323
2016-17	Eric Comrie	1389
2017-18	Eric Comrie	947
2018-19	Eric Comrie	1358



## SCORING RECORDS BY POSITION

### LEFT WING

#### SEASON

GOALS • 35  
Jason Jaffray (2006-07)

ASSISTS • 46  
Jason Jaffray (2006-07)

POINTS • 81  
Jason Jaffray (2006-07)

#### CAREER

GOALS • 158  
Jason Jaffray (2004-09/2010-15)

ASSISTS • 244  
Jason Jaffray (2004-09/2010-15)

POINTS • 402  
Jason Jaffray (2004-09/2010-15)

### CENTRE

#### SEASON

GOALS • 35  
Andre Savage (2000-01)

ASSISTS • 67  
Bill Bowler (1998-99)

POINTS • 93  
Bill Bowler (1998-99)

#### CAREER

GOALS • 96  
Patrice Cormier (2011-18)

ASSISTS • 134  
Bill Bowler (1997-2000)

POINTS • 195  
Patrice Cormier (2011-18)

### RIGHT WING

#### SEASON

GOALS • 45  
Scott Thomas (1998-99)

ASSISTS • 44  
Mason Appleton (2017-18)

POINTS • 76  
Greg Pankewicz (1997-98)

#### CAREER

GOALS • 80  
Lee Goren (2004-07)

ASSISTS • 124  
JC Lipon (2013-19)

POINTS • 191  
JC Lipon (2013-19)

### DEFENCEMEN

#### SEASON

GOALS • 17  
Brett Hauer (2000-01)

ASSISTS • 56  
Brett Hauer (1998-99)

POINTS • 71  
Brett Hauer (1998-99)

#### CAREER

GOALS • 58  
Brett Hauer (1997-2001)

ASSISTS • 193  
Brett Hauer (1997-2001)

POINTS • 251  
Brett Hauer (1997-2001)

### GOALTENDER

#### SEASON

GOALS • 1  
Drew MacIntyre (20/2/2008), Fred Brathwaite (11/19/1996)

ASSISTS • 5  
Fred Brathwaite (1996-97)

POINTS • 6  
Fred Brathwaite (1996-97)

#### CAREER

GOALS • 1  
Drew MacIntyre (2006-08), Fred Brathwaite (1996-98)

ASSISTS • 9  
Fred Brathwaite (1996-98)

POINTS • 10  
Fred Brathwaite (1996-98)

*Bolded players on opening night roster*

## PLAYER STREAKS

### SKATER STREAKS

**GOAL STREAK • 7 games**  
Jason Jaffray (12/28/2006 - 1/17/2007)

**ASSIST STREAK • 11 games**  
Seth Griffith, 14 assists (1/10/2019 - 2/2/2019)  
Brett Hauer, 14 assists (10/23/1998 - 11/20/1998)

**POINTS STREAK • 12 games**  
Aaron Gagnon, 10 goals + 9 assists (2/26/2013 - 3/30/2013)  
Sergei Shirokov, 10 goals + 5 assists (12/17/2010 - 1/15/2011)

**MULTI-POINT GAME STREAK • 7 games**  
Brad Moran, 5 goals + 11 assists (3/15/2008 - 3/28/2008)

**POINTS STREAK FROM START OF MOOSE CAREER**  
• 11 games Steve Kariya, 3 goals + 9 assists (10/5/2001 - 10/27/2001)

**GOAL STREAK FROM START OF MOOSE CAREER**  
• 5 games Chris Herperger, 5 goals (1/21/2003 - 1/28/2003)

### GOALTENDING STREAKS

**MOST CONSECUTIVE STARTS • 18**  
Eric Cormie (12/12/2015 - 1/22/2016)

**MOST CONSECUTIVE STARTS FROM SEASON START • 7**  
Jason Elliott (10/1/1999 - 10/17/1999)

**MOST CONSECUTIVE GAMES PLAYED • 21**  
Connor Hellebuyck (1/3/2015 - 2/21/2015)\*

**LONGEST WINNING STREAK • 10**  
Cory Schneider (10/17/2008 - 11/20/2008)

**LONGEST UNBEATEN STREAK • 13**  
Cory Schneider (10/17/2008 - 1/10/2009)

**LONGEST LOSING STREAK • 5**  
Ken Appleby (10/13/2018 - 12/22/2018)  
Mark Dekanich (11/17/2012 - 12/12/2012)\*

**LONGEST WINLESS STREAK • 8**  
Eric Cormie (1/16/2016 - 2/4/2016)

**CONSECUTIVE SHUTOUT MINUTES • 179:56**  
Tyler Moss:  
31:12 @ Cleveland (12/16/2003) +  
60:00 @ Albany (12/17/2003) +  
60:00 vs. Grand Rapids (12/19/2003) +  
28:44 vs. Grand Rapids (12/21/2003)

\* - Statistics accumulated while playing as the St. John's IceCaps

## TEAM STREAKS

### WINNING STREAK • 10 games

Twice: 3/2/2008 - 3/28/2008 &amp; 10/18/2000 - 11/17/2000

### WINNING STREAK AT HOME • 9 games

Twice: 10/17/2009 - 11/28/2009 &amp; 2/3/2007 - 3/10/2007

### WINNING STREAK ON ROAD • 8 games

Twice: 1/9/2009 - 1/24/2009 &amp; 2/24/2008 - 3/28/2008

### LOSING STREAK • 8 games

1/25/2001 - 2/11/2001

### LOSING STREAK @ HOME • 7 games\*

12/17/2012 - 1/12/2013

### LOSING STREAK ON ROAD • 7 games

2/7/2017 - 3/15/2004

### CONSECUTIVE GAMES GAINING A POINT • 16

11/15/2017 - 12/22/2017 (15-0-0-1)

### CONSECUTIVE GAMES GAINING A POINT @ HOME • 13

10/15/2017 - 12/22/2017 (10-0-1-2)

### CONSECUTIVE GAMES GAINING A POINT ON ROAD • 15\*

10/7/2011 - 12/31/2011

### WINLESS STREAK • 9 games

1/16/2016 - 2/4/2016

### WINLESS STREAK @ HOME • 8 games\*

2/24/2013 - 3/9/2013

### WINLESS STREAK ON ROAD • 13 games

12/2/2015 - 1/30/2016

### CONSECUTIVE SHUTOUTS STREAK • 2 games

Five times, most recently 2/7 vs. Portland &amp; 2/10/2015 vs. Hartford (Connor Hellebuyck)

### CONSECUTIVE SHUTOUT MINUTES • 179:56

31:12 (Tyler Moss @ Cleveland 12/16/2003) +  
60:00 (Tyler Moss @ Albany 12/16/2003) +  
60:00 (Tyler Moss vs. Grand Rapids 12/19/2003) +  
28:44 (Tyler Moss vs. Grand Rapids 12/21/2003)

### CONSECUTIVE 40+ SHOT GAMES • 4 games

Twice: 12/9 - 12/15/2001 @ Chicago (42), vs. Chicago (46), vs. Hamilton (47),  
vs. Hamilton (45) &  
10/25 - 10/30/2011 vs. Portland (41), vs. Portland (42), @ Springfield (41),  
@ Providence (43)

## MULTI-POINT GAMES

### SIX-POINT GAMES

PLAYER	PTS	VS	SCORE	DATE
Pankewicz, Greg	4g + 2a	MIL	6-1	April 9, 1997

### SIX-POINT GAMES : 1

### FIVE-POINT GAMES

PLAYER	PTS	VS	SCORE	DATE
McCrory, Scott	3g + 2a	MIL	7-1	March 4, 1997
Purdie, Brad	1g + 4a	UTA	9-2	February 14, 1998
Hauer, Brett	2g + 3a	KC	6-3	October 3, 1999
Bohonos, Lonny	1g + 4a	MCH	7-5	November 10, 1999
Hauer, Brett	0g + 5a	ORL	6-5	January 22, 2000
Sarno, Peter	2g + 3a	CLE	7-2	April 15, 2005
Raymond, Mason	3g + 2a	RDC	5-3	November 21, 2007
Lipon, JC	1g + 4a	TOR	6-5	February 6, 2016
Robinson, Buddy	1g + 4a	BEL	7-3	December 15, 2018
Appleton, Mason	3g + 2a	SA	6-3	October 21, 2018

### FIVE-POINT GAMES : 10

### FOUR-POINT GAMES

PLAYER	PTS	VS	SCORE	DATE
Pankewicz, Greg	2g + 2a	UTA	6-4	December 27, 1996
Kontos, Chris	2g + 2a	MIL	7-1	February 9, 1997
Arniel, Scott	2g + 2a	SAN	5-6	March 18, 1997
Tallaire, Sean	1g + 3a	SAN	5-6	March 18, 1997
McCrory, Scott	1g + 3a	MIL	6-1	April 9, 1997
Pankewicz, Greg	4g + 0a	KC	7-2	October 29, 1997
Pankewicz, Greg	3g + 1a	KC	5-0	January 10, 1998
Arniel, Scott	3g + 1a	UTA	9-2	February 14, 1998
Intranuovo, Ralph	1g + 3a	UTA	9-2	February 14, 1998
Frederick, Joe	3g + 1a	SAN	8-2	March 29, 1998
Pankewicz, Greg	1g + 3a	SAN	8-2	March 29, 1998
Tardif, Patrice	2g + 2a	KC	5-2	November 20, 1998
Gordon, Rhett	0g + 4a	KC	5-2	November 20, 1998
MacDonald, Jason	2g + 2a	KC	5-2	November 20, 1998
Bowler, Bill	3g + 1a	HOU	5-3	February 5, 1999
Bowler, Bill	2g + 2a	LVG	7-0	March 17, 1999
Intranuovo, Ralph	1g + 3a	LVG	6-4	April 6, 1999
Bowler, Bill	2g + 2a	LVG	6-4	April 6, 1999

### FOUR-POINT GAMES

PLAYER	VS	SCORE	DATE
Pankewicz, Greg	MIL	6-1	April 9, 1997
Pankewicz, Greg	KC	7-2	October 29, 1997
Reid, Brandon	SAN	5-0	February 20, 2004
Jaffray, Jason	CHI	7-4	October 24, 2006

### FOUR-POINT GAMES : 4

### FOUR-POINT GAMES VS. MOOSE

PLAYER	VS	SCORE	DATE
Felsner, Brian	CIN	6-7	March 2, 2001
Skille, Jack	SPR	7-8	April 4, 2014*

### FOUR-POINT GAMES VS MOOSE : 2

### FOUR-POINT GAMES CONT.

PLAYER	PTS	VS	SCORE	DATE
Montgomery, Jim	0g + 4a	MCH	7-5	November 10, 1999
Bohonos, Lonny	2g + 2a	DET	4-2	December 3, 1999
Chapman, Brian	0g + 4a	KC	6-2	March 4, 2000
Brule, Steve	1g + 3a	KC	5-4	December 29, 2000
Kesa, Dan	1g + 3a	KC	5-4	December 29, 2000
Hauer, Brett	2g + 2a	CIN	7-6	March 2, 2001
Chubarov, Artem	1g + 3a	QUE	6-4	November 8, 2001
Hay, Darrell	1g + 3a	WOR	6-4	October 12, 2002
Farkas, Jeff	0g + 4a	WOR	6-4	October 12, 2002
Kavanagh, Pat	3g + 1a	HOU	5-2	February 19, 2003
Koltsov, Kirill	2g + 2a	SJS	4-6	October 11, 2003
Fedorov, Fedor	1g + 3a	SJS	4-6	October 11, 2003
Kesler, Ryan	2g + 2a	SJS	6-2	October 13, 2003
Reid, Brandon	4g + 0a	SAN	5-0	February 20, 2004
Kavanagh, Pat	2g + 2a	HAM	6-3	April 10, 2004
Heerema, Jeff	0g + 4a	ROC	7-2	October 15, 2004
Goren, Lee	3g + 1a	ROC	7-2	October 15, 2004
Schultz, Jesse	3g + 1a	TOR	5-2	March 12, 2006
Goren, Lee	2g + 2a	CLE	8-1	April 15, 2006
King, Jason	2g + 2a	CLE	8-1	April 15, 2006
Jaffray, Jason	4g + 0a	CHI	7-4	October 24, 2006
Moran, Brad	1g + 3a	ROC	6-4	January 4, 2007
Hansen, Jannik	1g + 3a	SAN	4-2	March 20, 2008
Genoway, Colby	1g + 3a	TOR	6-0	April 5, 2008
Krog, Jason	3g + 1a	GRA	6-4	January 16, 2009
Shirokov, Sergei	0g + 4a	SA	5-0	February 12, 2011
Cormier, Patrice	3g + 1a	HER	6-1	March 9, 2012*
Mouillierat, Kael	0g + 4a	CT	5-1	February 20, 2013*
O'Dell, Eric	2g + 2a	MCH	4-5	March 1, 2013*
Mouillierat, Kael	3g + 1a	HFD	6-2	January 25, 2014*
Gordon, Andrew	2g + 2a	POR	7-5	February 18, 2014*
Samson, Jerome	1g + 3a	WOR	6-0	April 18, 2014*
O'Dell, Eric	3g + 1a	TOR	6-5	December 13, 2014*
Jaffray, Jason	2g + 2a	HAM	4-2	December 19, 2014*
Morrissey, Josh	0g + 4a	CHI	5-2	February 14, 2016
Roslovic, Jack	2g + 2a	CHI	6-4	November 17, 2017
Griffith, Seth	1g + 3a	CHI	5-4	November 2, 2018

### FOUR-POINT GAMES : 54

\* - Statistics accumulated while playing as the St. John's IceCaps

## HAT-TRICKS

## MOOSE HAT-TRICKS

PLAYER	VS	SCORE	DATE
Jensen, Chris	LB	5-3	October 6, 1996
Tallaire, Sean	CHI	7-2	November 22, 1996
McCorry, Scott	CLV	6-4	February 21, 1997
McCorry, Scott	MIL	7-1	March 4, 1997
Pankewicz, Greg	LVG	4-6	March 9, 1997
Pankewicz, Greg	KC	4-3	October 9, 1997
Intraruovo, Ralph	MIL	4-1	October 11, 1997
Pankewicz, Greg	CHI	4-1	January 7, 1998
Pankewicz, Greg	KC	5-0	January 10, 1998
Arniel, Scott	UTA	9-2	February 14, 1998
Thomas, Scott	LVG	6-3	February 24, 1998
Frederick, Joe	SAN	8-2	March 29, 1998
Bowler, Bill	HOU	5-3	February 5, 1999
Roy, Jimmy	MIL	7-1	November 14, 1999
Fitzgerald, Rusty	KC	6-2	March 4, 2000
Pronger, Sean	KC	5-3	October 18, 2000
Fitzgerald, Rusty	KC	4-2	November 15, 2000
Brule, Steve	DET	10-3	December 27, 2000
Ready, Ryan	LOW	5-3	November 3, 2002
Kavanagh, Pat	HOU	5-2	February 19, 2003
Bouck, Tyler	UTA	4-2	January 3, 2004
Goren, Lee	ROC	7-2	October 15, 2004
King, Jason	CLE	6-4	October 16, 2004
Goren, Lee	CIN	4-1	December 2, 2004
Roy, Jimmy	SAN	3-0	January 13, 2005
Smith, Nathan	HOU	8-1	March 19, 2005
Goren, Lee	SYR	3-1	April 5, 2005
Balej, Jozef	ROC	5-6	December 2, 2005
Schultz, Jesse	TOR	5-2	March 12, 2006
Raymond, Mason	ROC	5-3	November 21, 2007
Jaffray, Jason	SYR	4-6	November 23, 2007
Jaffray, Jason	HER	4-2	February 28, 2008
Jaffray, Jason	TOR	4-2	November 15, 2008
Cullen, Mark	SAN	5-2	November 20, 2008
Grabner, Michael	IOW	6-1	January 9, 2009
Krog, Jason	GRA	6-4	January 16, 2009
Klingberg, Carl	HAM	6-2	October 15, 2011*
Jaffray, Jason	CT	8-4	November 12, 2011*
Cormier, Patrice	HER	6-1	March 9, 2012*
Machacek, Spencer	HAM	6-0	March 14, 2012*
O'Dell, Eric	SPR	3-6	April 7, 2012*
O'Dell, Eric	CT	5-1	February 20, 2013*
O'Dell, Eric	PRO	5-1	October 5, 2013*
Mouillierat, Kael	HFD	6-2	January 25, 2014*
O'Dell, Eric	TOR	6-5	December 13, 2014*
De Leo, Chase	MIL	5-7	December 19, 2015
Cormier, Patrice	RFD	5-2	February 17, 2016
Lodge, Jimmy	SA	5-2	April 15, 2016
Connor, Kyle	SA	4-2	February 25, 2017
Lipon, JC	RFD	8-1	November 28, 2017
Robinson, Buddy	CHI	3-4	January 5, 2017
Lipon, JC	BAK	4-1	April 6, 2018
Appleton, Mason	SA	6-3	October 21, 2018
Shaw, Logan	SD	5-1	November 28, 2018
Shaw, Logan	BAK	3-4	December 5, 2018

HAT-TRICKS : 54

## HAT-TRICKS VS. MOOSE

PLAYER	VS	SCORE	DATE
Ciavaglia, Peter	DET	8-1	December 11, 1996
Boyce, Ian	KC	6-1	January 29, 1997
Christian, Jeff	CLV	4-5	February 22, 1997
Kesa, Dan	DET	7-2	April 1, 1997
Bruce, David	KC	6-4	April 13, 1997
Shafranov, Konstantine	FTW	5-4	March 24, 1998
Augusta, Patrik	LB	6-2	October 16, 1998
Darby, Craig	MIL	6-1	February 16, 1999
Loach, Lonnie	KC	3-2	March 12, 1999
Maltais, Steve	CHI	5-3	October 17, 1999
Maltby, Shawn	DET	4-5	November 23, 1999
Maltais, Steve	CHI	6-5	March 24, 2000
Maltais, Steve	CHI	6-1	April 11, 2001
House, Bobby	SJS	4-0	October 20, 2001
Botterill, Jason	SIN	3-2	October 26, 2001
Swanson, Brian	HAM	7-2	November 17, 2001
House, Bobby	SJS	7-4	February 10, 2002
Chimera, Jason	HAM	4-3	April 6, 2002
Ryder, Michael	HAM	8-5	January 25, 2003
Zalesak, Miroslav	CLE	6-1	December 13, 2003
Zalesak, Miroslav	CLE	5-2	December 31, 2003
Perezhogin, Alexander	HAM	6-1	April 8, 2004
MacLean, Donald	GRA	4-2	November 20, 2005
Larman, Dan	ROC	6-5	December 2, 2005
Durno, Chris	MIL	7-4	February 17, 2006
Paille, Daniel	ROC	6-2	March 11, 2006
Milroy, Duncan	HAM	4-5	November 21, 2006
Boyd, Dustin	HAM	0-3	January 26, 2011
Hamilton, Ryan	TOR	3-5	February 16, 2011
Rallo, Greg	TEX	1-5	March 20, 2011
Palushaj, Aaron	HAM	3-6	April 8, 2011
Palmieri, Kyle	SYR	3-5	December 7, 2011*
Sexton, Dan	SYR	4-6	March 3, 2012*
Klinkhammer, Rob	POR	8-7	October 29, 2012*
Dumont, Gabriel	HAM	3-6	December 28, 2012*
Kolarik, Chad	WB/S	4-5	April 14, 2013*
Brennan, T.J.	TOR	3-6	October 12, 2013*
Trupp, Evan	WOR	3-6	February 27, 2015*
Asuchak, Spencer	CHI	2-8	December 2, 2015
Perlini, Brendan	TUC	2-5	January 10, 2017
Pirri, Brandon	CHI	3-4	January 5, 2017
Turgeon, Dominic	GR	0-5	February 17, 2018

HAT-TRICKS vs MOOSE : 42

\* - Statistics accumulated while playing as the St. John's IceCaps

## SHUTOUTS

### MOOSE SHUTOUTS

GOALTENDER	VS	SCORE	DATE
Brathwaite, Fred	MCH	1-0	December 29, 1996
Parent, Rich	LVG	4-0	December 31, 1997
Parent, Rich	KC	5-0	January 10, 1998
Parent, Rich	UTA	2-0	February 7, 1998
Hedberg, Johan	UTA	2-0	February 27, 1998
Brathwaite, Fred	SAN	7-0	March 28, 1998
Bronsard, Christian	UTA	3-0	December 11, 1998
Shulmistra, Richard	CLV	6-0	February 14, 1999
Shulmistra, Richard	LVG	7-0	March 17, 1999
Rosati, Mike	LB	3-0	April 7, 1999
Legace, Manny	HOU	2-0	February 19, 2000
Elliott, Jason	HOU	1-0	March 10, 2000
Legace, Manny	MCH	3-0	April 7, 2000
Hedberg, Johan	GR	0-1	January 17, 2001
Wregget, Ken	KC	3-0	January 24, 2001
Wregget, Ken	KC	3-0	February 24, 2001
Fichaud, Eric	SJS	4-0	October 19, 2001
Michaud, Alfie	SJN	3-0	October 27, 2001
Auld, Alex	CHI	4-0	December 27, 2001
Brochu, Martin	GRA	4-0	January 16, 2002
Michaud, Alfie	GRA	5-0	March 15, 2002
Michaud, Alfie	SJN	6-0	March 20, 2002
Michaud, Alfie	HAR	1-0	March 29, 2002
Auld, Alex	BRI	4-0	December 6, 2002
Auld, Alex	BRI	4-0	December 28, 2002
Auld, Alex	UTA	4-0	January 2, 2003
Moss, Tyler	HAR	4-0	January 11, 2003
Moss, Tyler	SJN	3-0	March 8, 2003
Moss, Tyler	MTL	2-0	March 19, 2003
Moss, Tyler	BIN	3-0	December 10, 2003
Moss, Tyler	ALB	2-0	December 17, 2003
Moss, Tyler	GR	3-0	December 19, 2003
Auld, Alex	SAN	5-0	February 20, 2004
Auld, Alex	MTL	3-0	March 2, 2004
Auld, Alex	CLE	0-0	March 10, 2004
Auld, Alex	ALB	3-0	March 16, 2004
Flaherty, Wade	CLE	4-0	December 27, 2004
Flaherty, Wade	CHI	6-0	January 1, 2005
Flaherty, Wade	CLE	3-0	January 5, 2005
Auld, Alex	SAN	3-0	January 13, 2005
Auld, Alex	GRA	2-0	January 31, 2005
Flaherty, Wade	HOU	2-0	March 20, 2005
Flaherty, Wade	MTL	1-0	October 14, 2005
Flaherty, Wade	CLE	2-0	October 29, 2005
Flaherty, Wade	SAN	4-0	November 2, 2005
Centomo, Sebastian	CLE	3-0	November 26, 2005
Flaherty, Wade	SAN	1-0	December 17, 2005
Flaherty, Wade	TOR	1-0	December 31, 2005
Centomo, Sebastian	ROC	1-0	January 2, 2006
Flaherty, Wade	PHI	2-0	January 14, 2006
Sabourin, Dany	SVR	1-0	November 18, 2006
MacIntyre, Drew	PEO	3-0	December 10, 2006
MacIntyre, Drew	HAM	3-0	January 12, 2007
Flaherty, Wade	ROC	3-0	February 18, 2007
Flaherty, Wade	TOR	3-0	March 2, 2007
Grunet-Morris, Dov	PEO	4-0	March 18, 2007
MacIntyre, Drew	IWA	3-0	April 6, 2007
Grunet-Morris, Dov	PEO	2-0	April 7, 2007
MacIntyre, Drew	ROC	1-0	October 16, 2007
Schneider, Cory	HAM	2-0	March 7, 2008

GOALTENDER	VS	SCORE	DATE
MacIntyre, Drew	TOR	3-0	March 8, 2008
Schneider, Cory	HER	5-0	March 15, 2008
Schneider, Cory	TOR	6-0	April 5, 2008
Schneider, Cory	PEO	4-0	November 2, 2008
Schneider, Cory	MTL	4-0	January 14, 2009
Sanford, Curtis	LAK	1-0	January 17, 2009
Schneider, Cory	LAK	5-0	February 2, 2009
Schneider, Cory	PRO	4-0	February 15, 2009
Sanford, Curtis	PEO	4-0	February 27, 2009
Schneider, Cory	PRO	2-0	March 7, 2009
Schneider, Cory	CHI	1-0	October 23, 2009
Schneider, Cory	LE	1-0	December 18, 2009
Schneider, Cory	ABB	3-0	January 13, 2010
Schneider, Cory	GR	4-0	March 20, 2010
Lack, Eddie	HOU	1-0	December 18, 2010
Weiman, Tyler	ABB	4-0	January 3, 2011
Lack, Eddie	MTL	3-0	January 13, 2011
Lack, Eddie	SA	5-0	February 12, 2011
Lack, Eddie	ROC	1-0	February 23, 2011
Lack, Eddie	TOR	1-0	February 27, 2011
Mannino, Peter	MCH	1-0	October 8, 2011*
Aebischer, David	HAM	4-0	December 2, 2011*
Pasquale, Eddie	POR	3-0	January 26, 2012*
Pasquale, Eddie	PRO	2-0	February 7, 2012*
Pasquale, Eddie	HAM	6-0	March 14, 2012*
Pasquale, Eddie	WBS	2-0	March 24, 2012*
Pasquale, Eddie	PRO	6-0	November 25, 2012*
Pasquale, Eddie	ALB	1-0	November 30, 2012*
Dekanich, Mark	ROC	4-0	December 16, 2012*
Pasquale, Eddie	NOR	1-0	January 19, 2013*
Pasquale, Eddie	BNG	1-0	February 2, 2013*
Dekanich, Mark	HAM	5-0	March 15, 2013*
Pasquale, Eddie	WBS	5-0	December 6, 2013*
Olkinuora, Jussi	HAM	3-0	December 14, 2013*
Hutchinson, Michael	MCH	2-0	January 20, 2014*
Hutchinson, Michael	BNG	1-0	March 1, 2014*
Hutchinson, Michael	WOR	6-0	April 18, 2014*
Hellebuyck, Connor	TOR	2-0	November 18, 2014*
Hellebuyck, Connor	HER	2-0	November 23, 2014*
Hellebuyck, Connor	MCH	1-0	January 6, 2015*
Hellebuyck, Connor	POR	1-0	February 7, 2015*
Hellebuyck, Connor	HFD	3-0	February 10, 2015*
Hellebuyck, Connor	WOR	2-0	February 28, 2015*
Hellebuyck, Connor	CHA	3-0	November 7, 2015
Comrie, Eric	LE	4-0	January 13, 2016
Hellebuyck, Connor	SA	3-0	March 4, 2016
Hellebuyck, Connor	LE	4-0	March 18, 2016
Hellebuyck, Connor	STK	3-0	March 21, 2016
Comrie, Eric	SA	2-0	January 20, 2017
Comrie, Eric	RFD	0-1	February 22, 2017
Comrie, Eric	CLE	1-0	April 14, 2017
Comrie, Eric	MTL	3-0	November 25, 2017
Hutchinson, Michael	CLE	4-0	December 2, 2017
Comrie, Eric	CHI	2-0	February 24, 2018
Hutchinson, Michael	CLE	4-0	April 12, 2018
Comrie, Eric	COL	4-0	December 30, 2018
Comrie, Eric	LAV	4-0	January 10, 2019
Berdin, Mikhail	TEX	2-0	February 10, 2019
Appleby, Ken	COL	2-0	March 22, 2019
Berdin, Mikhail	STK	1-0	April 6, 2019

MOOSE SHUTOUTS : 120

\* - Statistics accumulated while playing as the St. John's IceCaps



## SHUTOUTS VS. MOOSE

GOALTENDER	VS	SCORE	DATE
Duffus, Parris	LVG	1-0	October 11, 1996
Racine, Bruce	SAN	4-0	November 29, 1996
Draper, Tom	LB	4-0	January 3, 1997
Fernandez, Manny	MCH	1-0	February 1, 1997
Young, Wendell	CHI	3-0	October 2, 1997
Salajko, Jeff	KC	6-0	November 29, 1997
Legace, Manny	LVG	1-0	December 7, 1997
Buzak, Mike	LB	3-0	February 25, 1998
Young, Wendell	CHI	2-0	February 9, 2000
Trefilov, Andrei	CHI	2-0	February 25, 2000
Racine, Bruce	KC	1-0	March 3, 2000
Khabibulin, Nikolai	LB	3-0	March 31, 2000
Tabaracci, Rick	UTA	2-0	April 4, 2000
Maracle, Norm	ORL	3-0	October 14, 2000
Fountain, Mike	GR	1-0	January 17, 2001
Maracle, Norm	ORL	4-0	January 25, 2001
Shulmistra, Richard	CHI	3-0	January 31, 2001
Bales, Mike	UTA	2-0	February 4, 2001
Fankhouser, Scott	ORL	1-0	February 9, 2001
Michaud, Alfie	KC	3-0	March 14, 2001
Chabot, Frederic	HOU	2-0	April 1, 2001
Shulmistra, Richard	CHI	3-0	April 15, 2001
Minard, Mike	SJS	4-0	October 20, 2001
Alban, Chad	UTH	2-0	January 19, 2002
Lamothe, Marc	GR	4-0	November 12, 2003
Fichaud, Eric	HAM	1-0	March 2, 2003
Damphousse, J-F	HAM	5-0	October 24, 2003
Michaud, Olivier	HAM	6-0	January 10, 2004
Morrison, Michael	TOR	4-0	January 23, 2004
MacDonald, Joey	GR	4-0	February 13, 2004
Leclaire, Pascal	SYR	1-0	March 6, 2004
Schaefer, Nolan	CLE	0-0	March 10, 2004
Moss, Tyler	TOR	3-0	March 13, 2004
Moss, Tyler	EDM	3-0	October 22, 2004
Lehtonen, Kari	CHI	1-0	March 12, 2005
Sanford, Curtis	PEO	4-0	October 21, 2005
Beauchemin, Rejean	PHI	3-0	October 13, 2006
Reid, Scott	MIL	2-0	October 20, 2006
Howard, Jimmy	GRA	4-0	November 3, 2006
Popperle, Tomas	SYR	1-0	January 26, 2007
Halak, Jaroslav	HAM	3-0	January 27, 2007
Popperle, Tomas	SYR	3-0	February 24, 2007
Kochan, Dieter	HOU	2-0	March 21, 2007
Ellis, Dan	IWA	1-0	April 1, 2007
Stephan, Tobias	IWA	4-0	November 30, 2007
Schaefer, Nolan	HOU	3-0	January 10, 2008
Price, Carey	HAM	2-0	February 2, 2008
Gherson, Robert	CHI	2-0	February 10, 2008
Berkhoel, Adam	LAN	1-0	February 23, 2008
Tordjman, Josh	SAN	1-0	December 7, 2008
Curry, John	WBS	1-0	October 29, 2009

GOALTENDER	VS	SCORE	DATE
Climie, Matt	TEX	4-0	November 6, 2009
Reimer, James	TOR	2-0	February 20, 2010
Pogge, Justin	SAN	4-0	February 26, 2010
MacDonald, Joey	GR	1-0	October 15, 2010
Bacashihua, Jason	LE	2-0	October 31, 2010
Toivonen, Hannu	RFD	1-0	November 18, 2010
Gerber, Martin	OKC	4-0	December 4, 2010
Sanford, Curtis	HAM	3-0	January 26, 2011
Curry, John	WBS	2-0	March 15, 2011
Lawson, Nathan	HAM	4-0	October 14, 2011*
Zatkoff, Jeff	MCH	3-0	March 18, 2012*
Tokarski, Dustin	NOR	2-0	March 28, 2012*
Johnson, Chad	POR	4-0	October 24, 2012*
Bobkov, Igor	NOR	2-0	October 28, 2012*
Johnson, Chad	POR	3-0	November 2, 2012*
Svedberg, Niklas	PRO	3-0	November 2, 2012*
Holtby, Braden	HER	4-0	December 12, 2012*
Thiessen, Brad	WBS	3-0	January 23, 2013*
Sateri, Harri	WOR	4-0	February 6, 2013*
Zatkoff, Jeff	WBS	3-0	April 13, 2013*
Grubauer, Philipp	HER	4-0	October 19, 2013*
Grosenick, Troy	WOR	3-0	November 2, 2013*
Deslauriers, Jeff	WBS	3-0	December 7, 2013*
Berube, Jean-Francois	MCH	6-0	January 18, 2014*
Murray, Matt	WBS	1-0	November 29, 2014*
Grubauer, Philipp	HER	1-0	November 5, 2014*
Dell, Aaron	WOR	1-0	December 5, 2014*
Bibeau, Antoine	TOR	4-0	December 14, 2014*
Berube, Jean-Francois	MCH	4-0	December 31, 2014*
McKenna, Mike	POR	3-0	January 16, 2015*
McKenna, Mike	POR	6-0	March 25, 2015*
Smith, Jeremy	PRO	3-0	April 3, 2015*
Budaj, Peter	ONT	1-0	October 17, 2015
Korpisalo, Joonas	LE	2-0	October 24, 2015
Copley, Pheonix	CHI	2-0	November 1, 2015
Bernier, Jonathan	TOR	9-0	December 6, 2015
Madore, Rob	TOR	3-0	January 8, 2016
Budaj, Peter	ONT	4-0	January 30, 2016
Forsberg, Anton	LE	5-0	March 19, 2016
Bibeau, Antoine	TOR	4-0	October 23, 2016
Stalock, Alex	IA	1-0	November 22, 2016
Sparks, Garrett	TOR	1-0	February 18, 2017
Johansson, Lars	RFD	1-0	February 22, 2017
Grosenick, Troy	SJ	3-0	March 31, 2017
Bow, Landon	TEX	4-0	January 19, 2018
Coreau, Jared	GR	1-0	February 15, 2018
Coreau, Jared	GR	5-0	February 17, 2018
Binnington, Jordan	SA	5-0	November 13, 2018
Starrett, Shane	BAK	4-0	December 1, 2018
McNiven, Michael	LAV	3-0	February 22, 2019
Hogberg, Marcus	BEL	4-0	March 2, 2019

## SHUTOUTS VS. MOOSE: 102

\* - Statistics accumulated while playing as the St. John's IceCaps

# ALL-TIME OVERTIME RESULTS

2000-01	OPPONENT	RESULT	SCORE	OT WINNER
November 3, 2000	@ Houston	Won	3-2	Scott Thomas (1:18)
November 4, 2000	@ Houston	Won	2-1	Brett Hauer (3:31)
January 2, 2001	@ Milwaukee	Lost	1-2	Andrew Berenzweig (2:36)
March 10, 2001	@ Milwaukee	Lost	2-3	Ville Peltonen (1:23)
April 10, 2001	@ Cincinnati	Lost	2-3	Craig MacDonald (1:22)
<b>2 wins, 3 losses, 6 SOW, 3 SCL</b>				

2001-02	OPPONENT	RESULT	SCORE	OT WINNER
October 12, 2001	St. John's	Lost	3-4	Don MacLean (1:43)
October 26, 2001	Saint John	Lost	2-3	Jason Botterill (2:36)
November 11, 2001	Utah	Won	2-1	Brad Leeb (3:25)
February 22, 2002	Hamilton	Lost	5-6	Kevin Brown (3:36)
March 30, 2002	@ Hartford	Lost	3-4	Dave MacIsaac (3:07)
April 3, 2002	@ Chicago	Won	5-4	Brandon Reid (4:08)
<b>2 wins, 4 losses, 4 ties</b>				

2002-03	OPPONENT	RESULT	SCORE	OT WINNER
October 30, 2002	@ Hartford	Won	4-3	Fedor Fedorov (1:45)
December 13, 2002	Manchester	Won	4-3	Fedor Fedorov (2:15)
February 1, 2003	@ Hamilton	Won	3-2	Justin Kurtz (0:51)
March 20, 2003	@ Grand Rapids	Lost	3-4	Stacy Rost (4:34)
March 22, 2003	@ Chicago	Lost	2-3	Ben Simon (2:16)
March 30, 2003	Providence	Won	4-3	Pat Kavanagh (1:34)
April 4, 2003	@ St. John's	Won	3-2	Jason King (10:58)
<b>5 wins, 2 losses, 8 ties</b>				

2003-04	OPPONENT	RESULT	SCORE	OT WINNER
October 16, 2003	@ Chicago	Lost	3-4	Simon Gamage (2:19)
December 5, 2003	Rochester	Won	4-3	Pat Kavanagh (4:39)
December 12, 2003	@ Syracuse	Won	5-4	Nolan Baumgartner (1:54)
January 16, 2004	@ Cincinnati	Lost	3-4	Alexei Smirnov (4:59)
February 25, 2004	Albany	Won	3-2	Pat Kavanagh (2:40)
March 19, 2004	@ Syracuse	Won	5-4	Kirill Koltsov (4:15)
<b>4 wins, 2 losses, 11 ties</b>				

2004-05	OPPONENT	RESULT	SCORE	OT WINNER
October 29, 2004	@ Rochester	Won	3-2	Nolan Baumgartner (0:23)
November 27, 2004	Milwaukee	Won	2-1	Ryan Kesler (4:58)
December 28, 2004	@ Cleveland	Lost	2-3	Ryane Clowe (1:41)
February 18, 2005	Edmonton	Won	3-2	Jason King (2:24)
March 6, 2005	Rochester	Lost	4-5	Thomas Vanek (1:37)
March 11, 2005	@ Grand Rapids	Lost	2-3	Blake Sloan (3:30)
April 1, 2005	@ Syracuse	Won	3-2	Justin Morrison (0:24)
<b>4 wins, 3 losses, 3 SOW, 7 SCL</b>				

2005-06	OPPONENT	RESULT	SCORE	OT WINNER
November 11, 2005	@ Rochester	Lost	5-6	Chris Thorburn (1:51)
December 29, 2005	Toronto	Won	3-2	Ryan Bayda (1:10)
January 6, 2006	@ Toronto	Lost	4-5	Tyler Beechey (10:40)
January 8, 2006	@ Cleveland	Lost	4-5	Matt Carls (4:42)
January 27, 2006	Philadelphia	Won	2-1	Ryan Bayda (1:28)
February 25, 2006	Wilkes-Barre	Lost	2-3	Erik Christensen (4:03)
March 3, 2006	@ Omaha	Lost	2-3	Carsen Gernym (1:05)
March 10, 2006	@ Hamilton	Lost	1-2	Maxim Lapierre (3:10)
March 29, 2006	Toronto	Won	4-3	Jesse Schultz (0:24)
March 31, 2006	Grand Rapids	Lost	4-5	Bryan Helmer (3:37)
<b>3 wins, 7 losses, 4 SOW, 5 SCL</b>				

2006-07	OPPONENT	RESULT	SCORE	OT WINNER
October 4, 2006	@ Wilkes-Barre	Lost	2-3	Erik Christensen (4:43)
November 17, 2006	@ Rochester	Lost	3-4	Kamil Kreps (0:13)
November 25, 2006	@ Milwaukee	Lost	1-2	Ramzi Abid (4:15)
November 29, 2006	@ Hershey	Won	5-4	Dustin Wood (4:52)
December 17, 2006	@ San Antonio	Lost	3-4	Donald MacLean (0:42)
December 20, 2006	Hamilton	Won	2-1	Brandon Reid (4:46)
December 30, 2006	Syracuse	Lost	4-5	Mark Hartigan (1:50)
January 26, 2007	@ Syracuse	Lost	0-1	Jamie Pushor (2:18)
February 2, 2007	Chicago	Lost	2-3	Brian Fahay (4:46)
February 16, 2007	@ Syracuse	Won	3-2	Mike Keane (1:49)
<b>3 wins, 7 losses, 4 SOW, 5 SCL</b>				

2007-08	OPPONENT	RESULT	SCORE	OT WINNER
October 13, 2007	Grand Rapids	Lost	3-4	Carl Corazzini (1:51)
November 24, 2007	@ Lake Erie	Lost	4-5	Colin Stewart (2:45) PP
December 22, 2007	Hamilton	Won	3-2	Nathan McIver (4:37)
February 7, 2008	@ Rockford	Won	3-2	Brad Moran (3:45)
February 20, 2008	@ Chicago	Won	2-1	Drew MacIntyre (4:04) EN
April 12, 2008	@ Grand Rapids	Lost	2-3	Evan McGrath (2:18)
<b>3 wins, 4 losses, 3 SOW, 4 SCL</b>				

2008-09	OPPONENT	RESULT	SCORE	OT WINNER
December 31, 2008	Chicago	Won	2-1	Guillaume Desbiens (1:47)
January 7, 2009	Hartford	Won	3-2	Nolan Baumgartner (4:58)
January 24, 2009	@ Syracuse	Won	3-2	Shaun Heshka (2:25)
March 27, 2009	Hamilton	Won	2-1	Nolan Baumgartner (1:48)
April 10, 2009	@ Toronto	Lost	3-4	Tim Stapleton (2:16)
<b>4 wins, 1 loss, 6 SOW, 6 SCL</b>				

2009-10	OPPONENT	RESULT	SCORE	OT WINNER
October 19, 2009	@ Hamilton	Won	2-1	Nolan Baumgartner (2:49)
October 24, 2009	@ Milwaukee	Lost	2-3	Ben Guite (4:12)
October 29, 2009	Wilkes-Barre	Lost	1-0	Ryan Bayda (0:39)
November 21, 2009	Hamilton	Lost	5-4	P.K. Subban (3:53)
November 27, 2009	@ Peoria	Lost	2-1	Steve Wagner (0:36)
January 12, 2010	@ Abbotsford	Won	4-3	Lawrence Nycholat (0:39)
February 5, 2010	San Antonio	Lost	5-4	Kevin Porter (0:45)
March 6, 2010	@ Grand Rapids	Won	2-1	Mario Bliznac (3:55)
<b>3 wins, 5 losses, 8 SOW, 2 SCL</b>				

2010-11	OPPONENT	RESULT	SCORE	OT WINNER
January 4, 2011	@ Abbotsford	Won	2-1	Sergei Shirokov (0:33)
January 15, 2011	Milwaukee	Lost	3-2	Linus Klassen (0:29)
<b>1 win, 1 loss, 9 SOW, 6 SCL</b>				

2011-12	OPPONENT	RESULT	SCORE	OT WINNER
October 21, 2011	Bridgeport	Lost	4-3	Jeremy Colliton (2:44)
October 29, 2011	@ Springfield	Lost	4-3	Nick Holden (2:18)
October 30, 2011	@ Providence	Lost	4-3	Andrew Bodnarchuk (0:18)
November 25, 2011	Toronto	Lost	4-3	Jeff Fichter (4:31)
January 15, 2012	WB/Scranton	Lost	4-3	Ben Street (1:33)
January 20, 2012	@ Connecticut	Won	2-1	Jason Jaffray (0:16)
February 8, 2012	Providence	Won	2-1	Jason DeSantis (2:26)
<b>2 wins, 5 losses, 4 SOW, 5 SCL</b>				

2012-13	OPPONENT	RESULT	SCORE	OT WINNER
October 23, 2012	Portland	Won	8-7	Alex Burmistrov (1:03)
November 3, 2012	@ Worcester	Won	3-2	Paul Pestina (4:48)
December 15, 2012	@ Springfield	Won	3-2	Ivan Telegen (0:56)
December 29, 2012	@ Syracuse	Won	5-4	Ben Chiarot (4:40)
January 5, 2013	Manchester	Lost	3-2	Slava Voynov (3:01)
March 30, 2013	@ Worcester	Won	5-4	Ben Maxwell (0:23)
April 5, 2013	Toronto	Lost	3-2	Greg Scott (2:20)
April 14, 2013	WB/Scranton	Lost	5-4	Chad Kolarik (2:09)
<b>5 wins, 3 losses, 2 SOW, 5 SCL</b>				

2013-14	OPPONENT	RESULT	SCORE	OT WINNER
October 4, 2013	Providence	Lost	4-3	Nick Johnson (2:04)
November 13, 2013	Worcester	Won	3-2	Jerome Samson (0:26)
March 8, 2014	Bridgeport	Won	3-2	Adam Lowry (4:35)
April 4, 2014	Springfield	Lost	8-7	Sean Collins (2:50)
<b>2 wins, 2 losses, 5 SOW, 5 SCL</b>				

2014-15	OPPONENT	RESULT	SCORE	OT WINNER
October 10, 2014	@ Providence	Won	2-1	Joe Morrow (0:56)
October 17, 2014	WB/Scranton	Lost	2-1	Reid McNeill (2:56)
October 22, 2014	Binghamton	Lost	3-2	Chris Wideman (6:19)
November 14, 2014	Hamilton	Lost	2-1	Charles Hudon (1:45)
November 22, 2014	@ Lehigh Valley	Won	2-1	Julien Brouillette (3:43)
December 9, 2014	Providence	Lost	5-4	Craig Cunningham (1:02)
December 13, 2014	@ Toronto	Won	6-5	Mike Cornell (1:22)
January 6, 2015	Manchester	Won	1-0	Ben Walker (2:58)
January 14, 2015	Portland	Won	2-1	Carl Klingberg (2:11)
January 17, 2015	Portland	Won	3-2	Carl Klingberg (0:37)
February 15, 2015	Worcester	Won	5-4	Brenden Kichton (3:25)
February 20, 2015	@ Manchester	Won	4-3	Patrice Cormier (5:02)
February 21, 2015	@ Manchester	Lost	3-2	Colin Miller (6:30)
March 6, 2015	Albany	Won	2-1	John Albert (1:42)
March 13, 2015	Manchester	Won	5-4	Jordan Hill (1:17)
March 21, 2015	@ Manchester	Lost	2-1	Brian O'Neill (3:07)
March 28, 2015	@ Worcester	Lost	3-2	Matt Taormina (2:38)
April 18, 2015	Springfield	Lost	4-3	Sean Collins (3:30)
<b>10 wins, 8 losses, 5 SOW, 2 SCL</b>				

2015-16	OPPONENT	RESULT	SCORE	OT WINNER
October 17, 2015	Ontario	Lost	0-1	Valentin Zikov (4:52)
November 13, 2015	Chicago	Won	3-2	Joel Armia (2:25)
January 16, 2016	@ Charlotte	Lost	2-3	Ethan Werek (2:34)
January 23, 2016	@ Stockton	Lost	2-3	Aaron Johnson (0:35)
February 6, 2016	Toronto	Won	6-5	Nic Petan (4:10)
February 13, 2016	Chicago	Lost	2-3	Danny Kristo (3:13)
<b>2 wins, 4 losses, 0 SOW, 5 SOL</b>				

2016-17	OPPONENT	RESULT	SCORE	OT WINNER
October 28, 2016	San Diego	Won	3-2	Scott Kosmachuk
November 22, 2016	Iowa	Lost	0-1	Teemu Pulkkinen
November 26, 2016	@ Milwaukee	Won	4-3	Chase De Leo
December 14, 2016	@ Charlotte	Lost	2-3	Phil Di Giuseppe
March 4, 2017	@ Milwaukee	Lost	2-3	Mike Ribeiro
April 5, 2017	Grand Rapids	Lost	1-2	Axel Holmstrom
April 7, 2017	Tucson	Won	4-3	Brenden Kichton
<b>3 wins, 4 losses, 2 SOW, 5 SOL</b>				

2017-18	OPPONENT	RESULT	SCORE	OT WINNER
October 28, 2017	Belleville	Lost	2-3	Filip Chlapik (0:35)
November 4, 2017	@ Bakersfield	Won	2-1	Cameron Schilling (1:42)
January 5, 2018	@ Chicago	Lost	3-4	Teemu Pulkkinen (0:49)
January 8, 2018	Grand Rapids	Lost	2-3	Filip Hronek (3:21)
February 2, 2018	@ Rockford	Won	4-3	Nic Petan (1:54)
February 11, 2018	@ Cleveland	Lost	2-3	Zac Dalpe (0:32)
March 3, 2018	Iowa	Won	5-4	Brendan Lemieux (4:51)
March 16, 2018	@ San Antonio	Won	3-2	Nic Petan (0:54)
<b>4 wins, 4 losses, 1 SOW, 4 SOL</b>				

2018-19	OPPONENT	RESULT	SCORE	OT WINNER
October 30, 2018	@ Milwaukee	Won	2-1	Mason Appleton (2:06)
November 17, 2018	@ Grand Rapids	Lost	2-3	Carter Camper (0:35)
November 23, 2018	Iowa	Won	4-3	Mason Appleton (0:29)
December 8, 2018	@ Stockton	Lost	2-3	Curtis Lazar (4:42)
January 14, 2019	Milwaukee	Won	3-2	Seth Griffith (4:00)
January 23, 2019	Grand Rapids	Lost	1-2	Carter Camper (3:37)
February 1, 2019	Milwaukee	Won	3-2	Jansen Harkins (3:10)
March 1, 2019	Belleville	Won	3-2	Seth Griffith (2:03)
March 10, 2019	Rockford	Won	2-1	Michael Spacek (0:51)
March 15, 2019	Texas	Lost	4-5	Michael Mersch (1:56)
March 19, 2019	San Diego	Won	4-3	Kristian Vesalainen (4:47)
March 23, 2019	@ Colorado	Won	3-2	Tucker Poolman (1:15)
March 30, 2019	@ San Antonio	Lost	3-4	Jake Walman (4:00)
<b>8 wins, 5 losses, 2 SOW, 2 SOL</b>				

## ALL-TIME PENALTY SHOTS

### Manitoba Moose

Date	Player	Opponent	Goaltender	Result
3/8/98	Ralph Intravuto	Milwaukee	Mike Torchia	Goal (GWG)
4/6/99	Patrice Tardiff	@ Las Vegas	Peter Franek	No Goal
11/11/01	Pat Kavanagh	Utah	Wade Flaherty	No Goal
1/5/02	Jason Cipolla	@ Milwaukee	Jon Lasak	Goal (SHG/GWG)
11/12/03	Brandon Reid	@ Utah	Jason Bacashihua	No Goal
12/21/03	Jimmy Roy	Grand Rapids	Joey MacDonald	No Goal
3/24/04	Brandon Reid	@ Binghamton	Ray Emery	Goal
10/16/04	Ryan Kesler	@ Cleveland	Nolan Schaefer	Goal
1/15/05	Jason King	Cleveland	Dimitri Patzold	No Goal
3/6/05	Ryan Kesler	Rochester	Tom Askey	Goal
12/17/05	Mike Brown	San Antonio	David LeNeveu	Goal
2/3/06	Jimmy Roy	Iowa	Mike Smith	Goal
1/4/08	Alexandre Bolduc	Rochester	Tyler Plante	No Goal
3/1/08	Alexandre Bolduc	Quad City	Curtis McElhinney	No Goal
11/15/08	Michael Grabner	Toronto	Justin Pogge	No Goal
1/17/09	Alexandre Bolduc	@ Lake Erie	Jason Bacashihua	No Goal
12/2/09	Dan Sexton	Rochester	Ryan Mior	No Goal
1/29/10	Guillaume Desbiens	@ Worcester	Alex Stalock	No Goal
3/13/10	Yan Stastny	Rockford	Corey Crawford	No Goal
1/14/12*	Carl Klingberg	WB/Scranton	Brad Thiessen	No Goal
3/23/13*	Maxime Maceneuer	@ Portland	Mark Visentin	No Goal
1/6/14*	Jerome Samson	Portland	Louis Domingue	No Goal
2/8/14*	John Albert	Worcester	Harri Sateri	Goal
2/28/14*	Eric O'Dell	Binghamton	Nathan Lawson	Goal
3/8/14*	Kyle MacKinnon	Bridgeport	Kevin Poulin	No Goal
12/9/14*	Scott Kosmachuk	Providence	Jeremy Smith	Goal
4/8/15*	Austen Brassard	Springfield	Scott Munroe	Goal
4/8/16*	John Albert	@ Bakersfield	Laurent Brossip	No Goal
11/3/16	Quinton Howden	Cleveland	Jonas Korpisalo	No Goal
12/16/16	Quinton Howden	@ Rockford	Lars Johansson	No Goal
2/28/17	Quinton Howden	@ Rockford	Jeff Glass	No Goal
10/27/17	Jack Roslovic	Belleville	Andrew Hammond	No Goal
12/30/17	Nic Petan	San Jose	Troy Grosenick	No Goal

Moose skaters have scored on 11/33 attempts (33%)

### Opponents

Date	Player	Opponent	Goaltender	Result
10/16/98	Patrick Augusta	Long Beach	Robb Stauber	Goal (PPG)
11/6/98	Don Biggs	Cincinnati	Richard Shulmistra	Goal
12/9/98	Chris Marinucci	Chicago	Christian Brunsard	No Goal
11/17/01	Peter Sarno	Hamilton	Martin Brochu	No Goal
1/6/02	Kamil Piro	@ Chicago	Alex Auld	No Goal
4/1/02	Mike Ribeiro	@ Quebec	Alfie Michaud	Goal
12/17/02	Bryan Adams	Grand Rapids	Tyler Moss	Goal (SHG)
11/23/03	Jamie Wright	Toronto	Alex Auld	Goal
4/4/04	Harold Druken	St. John's	Alex Auld	Goal
12/17/04	Steve Ott	Hamilton	Alex Auld	No Goal
2/25/07	Brett Engelhardt	Toronto	Drew MacIntyre	No Goal
12/15/07	David Jones	Lake Erie	Cory Schneider	No Goal
1/23/09	David Brine	@ Rochester	Curtis Sanford	Goal
10/19/09	Ryan White	@ Hamilton	Cory Schneider	No Goal
10/30/09	Dustin Jeffrey	WB/Scranton	Daren Machesney	Goal
1/8/10	Mathieu Perrault	Hershey	Cory Schneider	No Goal
1/21/11	Cam Cunningham	Abbotsford	Eddie Lack	Goal
11/12/11*	Carl Hagelin	Connecticut	Eddie Pasquale	Goal
12/18/11*	Dwight King	@ Manchester	David Aebischer	No Goal
12/17/11*	Matt Watkins	@ Portland	David Aebischer	No Goal
1/4/12*	Ben Street	WB/Scranton	David Aebischer	Goal (SHG)
10/20/12*	Garrett Roe	Adirondack	Eddie Pasquale	No Goal
1/13/13*	Ryan Hamilton	Toronto	Eddie Pasquale	Goal
3/22/13*	Jordan Szwarz	@ Portland	Mark Dekanich	Goal
3/30/13*	Jon Matsumoto	@ Worcester	Eddie Pasquale	Goal
4/20/13*	Spencer Abbott	@ Toronto	Mark Dekanich	No Goal
4/19/14*	Brandon Yip	@ Portland	Michael Hutchinson	Goal
11/21/14*	David Pasternack	@ Providence	Peter Budaj	No Goal
12/11/15	Ryan Haggerty	Hartford	Connor Hellebuyck	No Goal
1/20/16	Justin Auger	@ Ontario	Eric Comrie	No Goal
10/15/16	Tyler Graovac	@ Iowa	Ondrej Pavelec	No Goal
4/9/17	Jalen Smereck	Tucson	Eric Comrie	No Goal
12/30/17	Manuel Wiederer	San Jose	Michael Hutchinson	No Goal
1/18	Brandon Pirri	@ Chicago	Michael Hutchinson	Goal
1/2/19	Bobby MacIntyre	@ San Antonio	Eric Comrie	No Goal
3/1/19	Nick Paul	@ Belleville	Mikhail Berdin	No Goal

Moose goaltenders have stopped 20/36 opportunities (56%)

\* - Statistics accumulated while playing as the St. John's IceCaps

## ATTENDANCE

### MANITOBA MOOSE ATTENDANCE

SEASON	ARENA	AVERAGE	TOTAL	RANK
1996-97	Winnipeg Arena	7,436	304,889	11/19
1997-98	Winnipeg Arena	6,340	259,940	12/18
1998-99	Winnipeg Arena	7,338	300,873	7/16
1999-00	Winnipeg Arena	7,207	295,475	7/13
2000-01	Winnipeg Arena	6,846	280,688	5/11
2001-02	Winnipeg Arena	7,043	281,736	8/27
2002-03	Winnipeg Arena	7,038	281,512	8/28
2003-04	Winnipeg Arena	6,914	276,562	8/28
2004-05	MTS Centre	8,627	345,062	4/28
2005-06	MTS Centre	8,078	323,144	3/27
2006-07	MTS Centre	7,769	310,761	4/27
2007-08	MTS Centre	7,807	312,288	2/29
2008-09	MTS Centre	7,769	310,761	2/29
2009-10	MTS Centre	8,086	323,428	2/29
2010-11	MTS Centre	8,404	336,156	2/30
2015-16	MTS Centre	7,285	276,845	9/30
2016-17	MTS Centre	5,656	214,913	13/30
2017-18	Bell MTS Place	5,277	200,530	18/30
2018-19	Bell MTS Place	4,722	179,421	22/31
<b>TOTALS</b>		<b>7,131</b>	<b>5,414,984</b>	
<b>AHL TOTALS</b>		<b>7,168</b>	<b>3,973,119</b>	

### ATTENDANCE RECORDS

#### HIGHEST ATTENDANCE @ MOOSE HOME GAME • 15,015

Wednesday, November 17, 2004 vs. St. John's, 4-2W

#### HIGHEST ATTENDANCE @ HOME PLAYOFF GAME • 15,015

Friday, May 13, 2005 vs. Rochester, 5-2W

#### HIGHEST ATTENDANCE IN BACK-TO-BACK HOME GAMES • 24,805

Saturday, February 16, 2008 vs. Toronto (15,003) &

Sunday, February 17, 2008 vs. Toronto (9,802)

#### HIGHEST ATTENDANCE IN THREE CONSECUTIVE HOME GAME • 35,345

Saturday, February 28, 2009 vs. Peoria (15,003) &

Friday, March 6, 2009 vs. Providence (8,800) &

Saturday, March 7, 2009 vs. Providence (11,542)

#### HIGHEST REGULAR SEASON ATTENDANCE • 345,062

2004-05

### ST. JOHN'S ICECAPS ATTENDANCE

SEASON	ARENA	AVERAGE	TOTAL	RANK
2011-12	Mile One Centre	6,297	239,299	9/30
2012-13	Mile One Centre	6,287	238,906	11/30
2013-14	Mile One Centre	6,287	238,906	8/30
2014-15	Mile One Centre	5,778	219,559	12/30
<b>TOTALS</b>		<b>6,162</b>	<b>936,670</b>	

### TOP ATTENDED GAMES

ATTENDANCE	DATE	OPPONENT	RESULT
15,015	May 13, 2005*	Rochester	(W 5-2)
15,015	Nov. 17, 2004	St. John's	(W 4-2)
15,003	June 12, 2009*	Hershey	(L 1-4)
15,003	May 30, 2009*	Hershey	(OTL 4-5)
15,003	Feb. 16, 2008	Toronto	(L 3-5)
15,003	Feb. 28, 2009	Peoria	(W 5-2)
14,775	Feb. 19, 2011	Lake Erie	(W 4-2)
14,737	June 2, 2009*	Hershey	(W 3-1)
14,134	Nov. 19, 2010	Rockford	(W 3-1)
14,085	Nov. 6, 2004	Utah	(SOL 1-2)
14,015	Feb. 10, 2007	Syracuse	(W 5-2)
13,985	Apr. 7, 2002	Grand Rapids	(L 2-5)
13,774	Dec. 31, 2015	Iowa	(W 4-3)
13,582	Nov. 21, 2009	Hamilton	(OTL 4-5)
13,532	Feb. 13, 2010	Toronto	(L 1-2)

\* Playoff Game

### ATTENDANCE RECORDS CONT.

#### HIGHEST AVERAGE REGULAR SEASON ATTENDANCE • 8,627

2004-05

#### HIGHEST AVERAGE ATTENDANCE FOR TWO-GAME HOMESTAND • 11,901

Feb. 27-28, 2009: Total 23, 803 (2/27: 8,800) + (2/28: 15,003)

#### HIGHEST AVERAGE ATTENDANCE OVER 3+ GAME HOMESTAND • 10,368

April 9-17, 1999: Total 51,840 in five games (4/9: 10,297) + (4/11: 9,979)

+ (4/14: 9,880) + (4/16: 10,842) + (4/17: 10,842)

#### CONSECUTIVE GAMES WITH 8,000+ ATTENDANCE • 13 games

February 19 - April 17, 1999

#### CONSECUTIVE REGULAR SEASON GAMES WITH 8,000+ ATTENDANCE • 29 games

2004-05 (40 home dates)



# PLAYOFF HISTORY



# ALL-TIME PLAYOFF RECORDS

## PLAYOFF RECORD BY SEASON

SEASON	GP	W	L	PTS	PCT	GF	GA	PIM	PLAYOFF RESULT
1996-97						Did Not Qualify			
1997-98	3	0	3	0	0.000	3	10	76	Lost Conf Q
1998-99	5	2	3	4	0.400	17	18	100	Lost Conf SF
1999-00	2	0	2	0	0.000	4	8	52	Lost Conf QF
2000-01	13	6	7	12	0.462	28	36	244	Lost Conf Final
2001-02	7	3	4	6	0.429	15	21	129	Lost Conf QF
2002-03	14	8	6	16	0.571	34	33	291	Lost Conf
2003-04						Did Not Qualify			
2004-05	14	8	6	16	0.571	39	39	364	Lost Conf Final
2005-06	13	7	6	14	0.538	38	29	333	Lost Conf SF
2006-07	13	6	7	12	0.462	28	28	177	Lost Conf SF
2007-08	6	2	4	4	0.333	14	14	119	Lost Conf QF
2008-09	22	14	8	28	0.636	64	50	236	Lost C.C. F
2009-10	6	2	4	4	0.333	20	22	137	Lost Conf QF
2010-11	14	7	7	14	0.500	33	38	207	Lost Conf SF
2011-12*	15	7	8	14	0.467	33	40	184	Lost Conf Final
2012-13*						Did Not Qualify			
2013-14*	21	12	9	24	0.571	59	45	304	Lost C.C. F
2014-15*						Did Not Qualify			
2015-16						Did Not Qualify			
2016-17						Did Not Qualify			
2017-18	9	3	6	6	0.333	22	32	190	Lost Conf SF
2018-19						Did Not Qualify			
AHL TOTAL	154	79	75	158	0.513	399	391	2671	
TOTAL	177	87	90	174	0.492	451	463	3143	

## PLAYOFF HOME RECORD BY SEASON

SEASON	GP	W	L	PTS	PCT	GF	GA
1996-97						Did Not Qualify	
1997-98	1	0	1	0	0.000	0	1
1998-99	2	1	1	2	0.500	8	8
1999-00	1	0	1	0	0.000	2	5
2000-01	6	2	4	4	0.333	15	20
2001-02	2	1	1	2	0.500	6	4
2002-03	5	2	3	4	0.400	9	12
2003-04						Did Not Qualify	
2004-05	8	6	2	12	0.750	27	19
2005-06	6	4	2	8	0.667	22	14
2006-07	7	3	4	7	0.429	13	14
2007-08	3	1	2	2	0.333	8	7
2008-09	11	8	3	16	0.727	32	23
2009-10	3	2	1	4	0.667	16	9
2010-11	6	3	3	6	0.500	18	16
2011-12*	8	4	4	8	0.500	18	19
2012-13*						Did Not Qualify	
2013-14*	11	6	5	12	0.545	29	21
2014-15*						Did Not Qualify	
2015-16						Did Not Qualify	
2016-17						Did Not Qualify	
2017-18	4	1	3	2	0.250	7	15
2018-19						Did Not Qualify	
AHL TOTAL	84	44	40	89	0.530	230	207

## PLAYOFF ROAD RECORD BY SEASON

SEASON	GP	W	L	PTS	PCT	GF	GA
1996-97						Did Not Qualify	
1997-98	2	0	2	0	0.000	3	9
1998-99	3	1	2	2	0.333	9	10
1999-00	1	0	1	0	0.000	2	3
2000-01	7	4	3	8	0.571	13	16
2001-02	5	2	3	4	0.400	9	17
2002-03	9	6	3	12	0.667	25	21
2003-04						Did Not Qualify	
2004-05	6	2	4	4	0.333	12	20
2005-06	7	3	4	6	0.429	16	15
2006-07	6	3	3	6	0.500	15	14
2007-08	3	1	2	2	0.333	6	7
2008-09	11	6	5	12	0.545	32	27
2009-10	3	0	3	0	0.000	4	13
2010-11	8	4	4	8	0.500	19	20
2011-12*	7	3	4	6	0.429	15	21
2012-13*						Did Not Qualify	
2013-14*	10	6	4	12	0.600	30	24
2014-15*						Did Not Qualify	
2015-16						Did Not Qualify	
2016-17						Did Not Qualify	
2017-18	5	2	3	4	0.400	15	17
2018-19						Did Not Qualify	
AHL TOTAL	93	43	50	86	0.462	235	254

\* - Statistics accumulated while playing as the St. John's IceCaps

## PLAYOFF RESULTS BY SEASON

SEASON	Opponent	ROUND	WIN-LOSS	GOALS FOR	GOALS AGAINST
1996-97			Did Not Qualify		
1997-98	Chicago	Conference Quarter-Final	0-3	3	10
1998-99	Milwaukee	Qualifier	2-0	8	6
	Chicago	Conference Semi-Final	0-3	9	12
1999-00	Long Beach	Qualifier	0-2	4	8
2000-01	Houston	Conference Semi-Final	4-3	15	16
	Chicago	Conference Final	2-4	13	20
2001-02	Worcester	Qualifier	2-1	8	8
	Bridgeport	Conference Quarter-Final	1-3	7	13
2002-03	Portland	Qualifier	2-1	12	8
	Providence	Conference Quarter-Final	3-1	6	4
	Hamilton	Conference Semi-Final	3-4	16	21
2003-04			Did Not Qualify		
2004-05	St. John's	Division Semi-Final	4-1	18	13
	Chicago	Conference Final	0-4	6	15
	Rochester	Division Final	4-1	15	11
2005-06	Syracuse	Division Semi-Final	4-2	15	10
	Grand Rapids	Division Final	3-4	23	19
2006-07	Grand Rapids	Division Semi-Final	4-3	16	13
	Hamilton	Division Final	2-4	12	15
2007-08	Syracuse	Division Semi-Final	2-4	14	14
2008-09	Toronto	Division Semi-Final	4-2	21	12
	Grand Rapids	Division Final	4-0	10	5
	Houston	Conference Final	4-2	21	16
	Hershey	Calder Cup Final	2-4	12	17
2009-10	Hamilton	Division Semi-Final	2-4	20	22
2010-11	Lake Erie	Division Semi-Final	4-3	20	18
	Hamilton	Division Final	3-4	13	20
2011-12*	Syracuse	Conference Quarter-Final	3-1	15	10
	WB/Scranton	Conference Semi-Final	4-3	16	16
	Norfolk	Conference Final	0-4	2	14
2012-13*			Did Not Qualify		
2013-14*	Albany	Conference Quarter-Final	3-1	9	6
	Norfolk	Conference Semi-Final	4-2	20	13
	WB/Scranton	Conference Final	4-2	18	9
	Texas	Calder Cup Final	1-4	12	17
2014-15*			Did Not Qualify		
2015-16			Did Not Qualify		
2016-17			Did Not Qualify		
2017-18	Grand Rapids	Division Semi-Final	3-2	15	14
	Rockford	Division Final	0-4	7	18
2018-19			Did Not Qualify		

## PLAYOFF RECORDS VS. AHL

TEAM	GP	W	L	GF	GA	OTW	OTL	PCT	YEARS
Albany Devils	4	3	1	9	6	0	0	0.750	2014
Bridgeport Sound Tigers	4	1	3	7	13	0	0	0.250	2002
Chicago Wolves	4	0	4	6	15	0	0	0.000	2005
Grand Rapids Griffins	23	14	9	64	51	0	3	0.609	06,07,09,18
Hamilton Bulldogs	26	10	16	61	78	1	5	0.385	03,07,10, 11
Hershey Bears	6	2	4	12	17	0	1	0.333	2009
Houston Aeros	6	4	2	21	16	0	2	0.666	2009
Lake Erie Monsters	7	4	3	20	18	1	0	0.571	2011
Norfolk Admirals	10	4	6	22	27	0	1	0.400	12*, 14*
Portland Pirates	3	2	1	12	8	0	0	0.667	2003
Providence Bruins	4	3	1	6	4	1	0	0.750	2003
Rochester Americans	5	4	1	15	11	1	0	0.800	2005
Rockford IceHogs	4	0	4	7	18	0	0	0.000	2018
St. John's Maple Leafs	5	4	1	18	13	1	0	0.800	2005
Syracuse Crunch	16	9	7	44	34	4	5	0.563	06,08, 12*
Texas Stars	5	1	4	12	17	0	3	0.200	2014*
Toronto Marlies	6	4	2	21	12	0	1	0.666	2009
Wilkes-Barre/Scranton Penguins	13	8	5	34	25	2	1	0.615	12*, 14*
Worcester IceCats	3	2	1	8	8	1	0	0.667	2002
<b>TOTALS</b>	<b>154</b>	<b>79</b>	<b>75</b>	<b>399</b>	<b>391</b>	<b>12</b>	<b>22</b>	<b>0.513</b>	

## PLAYOFF RECORDS VS. IHL

TEAM	GP	W	L	GF	GA	OTW	OTL	PCT	YEARS
Chicago Wolves	12	2	10	25	42	1	1	0.167	98,99,01
Houston Aeros	7	4	3	15	16	2	1	0.571	2001
Long Beach Ice Dogs	2	0	2	4	8	0	1	0.000	2000
Milwaukee Admirals	2	2	0	8	6	1	0	1.000	1999
<b>TOTALS</b>	<b>23</b>	<b>8</b>	<b>15</b>	<b>52</b>	<b>72</b>	<b>4</b>	<b>3</b>	<b>0.348</b>	

## PLAYOFF RECORD BY GENERAL MANAGER

GENERAL MANAGER	SEASONS	GP	W	L	PTS	PCT
Randy Carlyle	1997-02	30	11	19	22	0.367
Craig Heisinger	2002-11, 2011-15*, 2015-present	147	76	71	152	0.517

## PLAYOFF RECORD BY HEAD COACH

COACH	SEASONS	GP	W	L	PTS	PCT
Randy Carlyle	1997-2001, 2005	37	16	21	32	0.432
Stan Smyl	2001-04	21	11	10	22	0.524
Alain Vigneault	2005-06	13	7	6	14	0.538
Scott Arniel	2006-10	47	24	23	48	0.510
Claude Noel	2010-11	14	7	7	14	0.500
Keith McCambridge	2011-16	36	19	17	38	0.528
Pascal Vincent	2016-present	9	3	6	6	0.333

\* - Statistics accumulated while playing as the St. John's IceCaps



## POWER PLAY BY PLAYOFFS

SEASON	HOME				ROAD				Overall			
	ADV	PPGF	PCT%	RANK	ADV	PPGF	PCT%	RANK	ADV	PPGF	PCT%	RANK
1998	8	0	0.0	16/16	20	3	15.0	8/12	28	3	10.7	13/16
1999	17	3	17.6	4/12	17	1	5.9	7/10	34	4	11.8	8/12
2000	8	1	12.5	6/10	8	1	12.5	7/8	16	2	12.5	6/10
2001	27	6	22.2	3/8	32	2	6.3	11/20	59	8	13.6	4/8
2002	7	3	42.9	1/20	23	3	13.0	11/20	30	6	20.0	6/20
2003	31	1	3.2	15/20	50	7	14.0	15/16	81	8	9.9	16/20
2005	48	7	14.6	11/16	36	1	2.8	16/16	84	8	9.5	13/16
2006	57	13	22.8	4/16	41	3	7.3	8/16	98	16	16.3	8/16
2007	47	5	10.6	12/16	37	5	13.5	11/16	84	10	11.9	13/16
2008	20	3	15.0	10/16	19	2	10.5	7/16	39	5	12.8	10/16
2009	59	11	18.6	6/16	48	8	16.7	15/16	107	19	17.8	7/16
2010	15	6	40.0	1/16	13	1	7.7	13/16	28	7	25.0	3/16
2011	25	3	12	13/16	36	3	8.3	7/16	61	6	9.8	14/16
2012*	42	7	16.7	7/16	26	4	15.4	7/16	68	11	16.2	6/16
2014*	50	6	12	11/16	49	9	18.4	7/16	99	15	15.2	11/16
2018	12	1	8.3	15/16	17	1	5.9	15/16	29	2	6.9	16/16
TOTALS	461	75	16.3		455	53	11.7		916	128	14.0	

## PENALTY KILL BY PLAYOFFS

SEASON	HOME				ROAD				Overall			
	ADV	PPGA	PCT%	RANK	ADV	PPGA	PCT%	RANK	ADV	PPGA	PCT%	RANK
1998	9	1	88.9	4/16	15	3	80	11/16	24	4	83.3	8/16
1999	9	1	88.9	2/12	18	4	77.8	12/12	27	5	81.5	10/12
2000	8	2	75	10/10	5	2	60	10/10	13	4	69.2	10/10
2001	30	4	86.7	6/8	31	8	74.2	7/8	61	12	80.3	6/8
2002	7	1	85.7	8/20	21	6	71.4	18/20	28	7	75	19/20
2003	29	3	89.7	6/20	44	6	86.4	9/20	73	9	87.7	6/20
2005	39	4	89.7	7/16	40	7	82.5	9/16	79	11	86.1	8/16
2006	31	5	83.9	8/16	45	6	86.7	7/16	76	11	85.5	3/16
2007	29	3	89.7	3/16	28	2	92.9	3/16	57	5	91.2	1/16
2008	15	2	86.7	9/16	19	3	84.2	10/16	34	5	85.3	9/16
2009	36	5	86.1	5/16	39	7	82.1	8/16	75	12	84	6/16
2010	16	3	81.2	9/16	22	6	72.7	14/16	38	9	76.3	11/16
2011	22	6	72.7	15/16	42	6	85.7	6/16	64	12	81.2	13/16
2012*	38	7	81.6	11/16	27	4	85.2	6/16	65	11	83.1	8/16
2014*	42	2	95.2	3/16	46	6	87.0	5/16	88	8	90.9	1/16
2018	21	5	76.2	12/16	20	7	65.0	15/16	41	12	70.7	14/16
TOTALS	360	49	86.4		442	76	82.8		802	125	84.4	

\* - Statistics accumulated while playing as the St. John's IceCaps

# MANITOBA MOOSE PENALTY SHOTS

Date	Player	Opponent	Goaltender	Result
5/30/09	Matt Pope	Hershey	Michal Neuvirth	No Goal
5/4/11	Guillaume Desbiens	Hamilton	Drew MacIntyre	No Goal (OT)
5/1/12*	Jason King	WB/Scranton	Brad Thiessen	No Goal

Moose skaters have scored on 0/3 attempts (0%)

# SHUTOUTS BY MOOSE

GOALTENDER	VS	SCORE	DATE
Moss/Minard	PRO	Apr. 18, 2003	October 11, 1996
Wade Flaherty	STJ	Apr. 29, 2005	November 29, 1996
Wade Flaherty	ROC	May 6, 2005	January 3, 1997
Drew MacIntyre	GRA	Apr. 19, 2007	February 1, 1997
Eddie Lack	LE	Apr. 22, 2011	October 2, 1997
Eddie Lack	HAM	May 8, 2011	November 29, 1997
Michael Hutchinson	ALB	Apr. 30, 2014*	December 7, 1997
Michael Hutchinson	WBS	May 28, 2014*	February 25, 1998
Michael Hutchinson	WBS	Jun. 3, 2014*	February 9, 2000

# MOOSE SHUTOUTS : 9

# MOOSE HAT-TRICKS

PLAYER	VS	SCORE	DATE
Bill Bowler	MIL	4-3	Apr. 23, 1999
Ryan Ready	BRI	6-2	Apr. 18, 2002
Josh Green	ROC	5-2	May 13, 2005
Jason Jaffray	GRA	4-1	May 1, 2007
Jason Jaffray	HER	3-1	Jun. 2, 2009
Jordan Schroeder	HAM	7-2	Apr. 19, 2010
Andrew Gordon	ALB	4-1	May 2, 2014*
Pankewicz, Greg	CHI	4-1	January 7, 1998

# MOOSE HAT-TRICKS : 7

# OPPONENTS PENALTY SHOTS

Date	Player	Opponent	Goaltender	Result
4/23/07	Eric Himmelfarb	Grand Rapids	Drew MacIntyre	No Goal (OT)
4/17/10	J.T. Wyman	Hamilton	Daren Machesney	Goal
5/11/18	Victor Ejdell	Rockford	Eric Comrie	Goal

Moose goaltenders have stopped 1/3 opportunities (33%)

# SHUTOUTS VS. MOOSE

GOALTENDER	VS	SCORE	DATE
Wendell Young	CHI	0-1	Apr. 22, 1998
Richard Shulmistra	CHI	0-5	May 5, 2001
Richard Shulmistra	CHI	0-1	May 13, 2001
Rick DiPietro	BRI	0-5	Apr. 14, 2002
Rick DiPietro	BRI	0-2	Apr. 19, 2002
Andrew Raycroft	PRO	0-1	Apr. 20, 2003
Kari Lehtonen	CHI	0-3	May 21, 2005
Pascal Leclaire	SYR	0-1	Apr. 21, 2006
Michal Neuvirth	HER	0-3	Jun. 6, 2009
Cedrick Desjardins	HAM	0-2	Apr. 15, 2010
Dustin Tokarski	NOR	0-1	May 21, 2012*
Dustin Tokarski	NOR	0-4	May 22, 2012*
Jared Coreau	GR	0-3	April 26, 2018

# SHUTOUTS VS. MOOSE: 13

# HAT-TRICKS VS. MOOSE

PLAYER	VS	SCORE	DATE
Bill Lindsay	HAM	2-6	May 4, 2003
Matt Ellis	GRA	1-4	Apr. 21, 2007
Alexandre Giroux	HER	4-5 (OT)	May 30, 2009

# HAT-TRICKS vs MOOSE : 3

# PLAYOFF OVERTIME GOALS

DATE	OPPONENT	RESULT	OT-WINNER
Apr. 23, 1999	Milwaukee	Won 4-3	Bill Bowler (30:29)
Apr. 30, 1999	at Chicago	Lost 5-4	J-P Dumont (4:49)
Apr. 21, 2000	at Long Beach	Lost 3-2	Pavel Rosa (21:47)
Apr. 27, 2001	Houston	Lost 3-2	Sandy Moger (4:43)
Apr. 29, 2001	Houston	Won 3-2	Jimmy Roy (36:44)
May 1, 2001	at Houston	Won 3-2	Steve Brule (23:57)
May 10, 2001	Chicago	Won 4-3	Dan Kesa (3:25)
Apr. 11, 2002	at Worcester	Won 2-1	Jimmy Roy (25:42)
Apr. 16, 2003	at Providence	Won 2-1	Nathan Smith (25:21)
May 2, 2003	Hamilton	Lost 2-1	Jani Rita (37:26)
Apr. 27, 2005	St. John's	Won 3-2	Lee Goren (2:24)
May 9, 2005	Rochester	Won 5-4	Jeff Heerema (10:22)
Apr. 22, 2006	at Syracuse	Lost 2-1	Alexandre Picard (4:06)
Apr. 28, 2006	Syracuse	Won 3-2	Lee Goren (5:24)
Apr. 30, 2006	at Syracuse	Won 3-2	Prestin Ryan (9:50)
May 9, 2006	Grand Rapids	Lost 5-4	Eric Manlow (6:38)
Apr. 23, 2007	Grand Rapids	Lost 2-1	Matt Ellis (12:39)
Apr. 27, 2007	Grand Rapids	Lost 4-3	Tony Voce (4:20)
May 14, 2007	Hamilton	Lost 3-2	Eric Manlow (5:31)
Apr. 18, 2008	at Syracuse	Lost 2-1	Joakim Lindstrom (0:30)
Apr. 19, 2008	at Syracuse	Won 3-2	Mike Brown (14:50)
Apr. 22, 2008	Syracuse	Lost 2-1	Tony Sestito (11:00)
Apr. 26, 2008	Syracuse	Lost 3-2	Derek MacKenzie (10:54)
Apr. 28, 2008	at Syracuse	Lost 3-2	Trevor Frichmon (8:35)
Apr. 15, 2009	Toronto	Lost 3-2	Bates Battaglia (5:28)
May 20, 2009	at Houston	Lost 5-4	Matt Beaudoin (2:01)
May 22, 2009	at Houston	Lost 4-3	Tony Hrkac (24:19, 20T)
May 30, 2009	Hershey	Lost 5-4	Alexandre Giroux (13:33)
Apr. 21, 2010	Hamilton	Lost 4-5	P.K. Subban (26:05, 20T)
Apr. 25, 2010	at Hamilton	Lost 2-3	Grant Stevenson (8:49)
Apr. 17, 2011	at Lake Erie	Won 3-2	Rick Rypien (8:03)

May 4, 2011	Hamilton	Won 2-1	Mario Bliznak (11:54, 20T)
May 9, 2011	at Hamilton	Lost 2-1	Dustin Boyd (0:06, 30T)
Apr. 27, 2012	Syracuse	Won 4-3	Derek Meech (5:01)*
May 5, 2012	at W-B/Scranton	Won 2-1	Brock Trotter (10:02)*
May 6, 2012	at W-B/Scranton	Won 3-2	Ben Maxwell (0:27)*
May 8, 2012	at W-B/Scranton	Lost 3-2	Simon Despres (12:06, 20T)*
May 21, 2012	Norfolk	Lost 1-0	Pierre-Cedric Labrie (1:37)*
May 13, 2014	at Norfolk	Lost 3-2	Andre Petersson (13:10)*
Jun. 11, 2014	Texas	Lost 2-1	Travis Morin (7:20)*
Jun. 16, 2014	Texas	Lost 4-3	Travis Morin (2:24)*
Jun. 17, 2014	Texas	Lost 4-3	Patrik Nemeth (14:30)*

# 16 wins, 26 losses

\* - Statistics accumulated while playing as the St. John's IceCaps

## TEAM PLAYOFF RECORDS

### PLAYOFF SEASON: MOST

#### GAMES PLAYED • 22

2009 (Toronto- 6; Grand Rapids- 4; Houston- 6; Hershey- 4)

#### WINS • 14

2009 (Toronto- 4; Grand Rapids- 4; Houston- 4; Hershey- 2)

#### LOSSES • 9

2014 (Albany - 1; Norfolk - 2; W-B/Scranton - 2; Texas - 4)\*

2009 (Toronto- 2; Houston- 2; Hershey- 4)

#### OVERTIME GAMES • 5

2008 (Syracuse- 1 win, 4 losses)

#### GOALS • 64

2009 (Toronto- 21; Grand Rapids- 10; Houston- 21; Hershey- 12)

#### GOALS AGAINST • 50

2009 (Toronto- 12; Grand Rapids- 5; Houston- 16; Hershey- 17)

#### ASSISTS • 103

2014 (Albany - 15; Norfolk - 36; W-B/Scranton - 30; Texas - 22)\*

2009 (Toronto - 37; Grand Rapids - 14; Houston - 33; Hershey - 19)

#### PENALTY MINUTES • 364

2005 (St. John's- 150; Rochester- 75; Chicago- 139)

#### PENALTY MINUTES, OPPOSITION • 406

2006 (Syracuse- 264; Grand Rapids- 142)

#### PENALTIES • 143

2005 (St. John's- 54; Rochester- 32; Chicago- 57)

#### PENALTIES, OPPOSITION • 151

2005 (St. John's- 59; Rochester- 36; Chicago- 56)

#### SHUTOUTS • 3

2014 (Albany - 1; Wilkes-Barre/Scranton - 2)\*

#### SHUTOUTS, OPPOSITION • 2

2012 (Norfolk - 2)

2002 (Bridgeport- 2)\*

2001 (Chicago- 2)

#### POWER PLAY GOALS • 19

2009 (Toronto- 7; Grand Rapids- 3; Houston- 5; Hershey- 4)

#### POWER PLAY GOALS, OPPOSITION • 12

2018 (Grand Rapids- 4; Rockford- 8)

2009 (Toronto- 2; Grand Rapids- 1; Houston- 4; Hershey- 5)

2001 (Houston- 5; Chicago- 7)

#### POWER PLAY OPPORTUNITIES • 107

2009 (Toronto- 36; Grand Rapids- 17; Houston- 26; Hershey- 28)

#### POWER PLAY OPPORTUNITIES, OPPOSITION • 88

2014 (Albany - 21; Norfolk - 25; W-B/Scranton - 32; Texas - 10)\*

#### SHORTHANDED GOALS • 4

2007 (Grand Rapids- 2; Hamilton- 2)

#### LONGEST WINNING STREAK • 10

2009 (Toronto - 3, Grand Rapids - 4, Houston - 3)

#### LONGEST LOSING STREAK • 4

2018 (Rockford)

2012 (Norfolk)\*

2005 (Chicago)

### PLAYOFF SEASON: LEAST

#### GAMES PLAYED • 2

2000 (Long Beach)

#### WINS • 0

1998 (Chicago)

2000 (Long Beach)

#### LOSSES • 2

2000 (Long Beach)

#### GOALS • 4

2000 (Long Beach)

#### GOALS AGAINST • 8

2000 (Long Beach)

#### PENALTY MINUTES • 52

2000 (Long Beach)

#### PENALTY MINUTES, OPPOSITION • 48

2000 (Long Beach)

#### POWER PLAY GOALS • 2

2000 (Long Beach)

2018 (Grand Rapids- 2; Rockford- 0)

#### POWER PLAY GOALS, OPPOSITION • 4

2000 (Long Beach)

#### POWER PLAY OPPORTUNITIES • 16

2000 (Long Beach)

#### POWER PLAY OPP., OPPOSITION • 13

2000 (Long Beach)

### TEAM PLAYOFF STREAKS

#### LONGEST WINNING STREAK • 10 GAMES

4/21/2009 to 5/18/2009

#### LONGEST WINNING STREAK AT HOME • 7 GAMES

4/17/2009 to 5/25/2009

#### LONGEST WINNING STREAK ON ROAD • 5 GAMES

4/21/2009 to 5/18/2009

#### LONGEST LOSING STREAK • 4 GAMES

Three times - 5/19/2005 to 5/25/2005, 5/17/2012 to 5/22/2012\* & 5/4/2018 to 5/11/2018

#### LONGEST LOSING STREAK AT HOME • 3 GAMES

Twice - 5/5/2007 to 5/14/2007 & 4/22/2018 to 5/5/2018

#### LONGEST LOSING STREAK ON ROAD • 3 GAMES

Twice - 4/15/2010 to 4/25/2010 & 5/8/2012 to 5/17/2012\*

\* - Statistics accumulated while playing as the St. John's IceCaps

# PLAYOFF SERIES: MOST

## GAMES PLAYED • 7

Seven times, most recently 2012 (vs. Wilkes-Barre/Scranton, won 4-3)\*

## WINS • 4

Twelve times, most recently 2014 vs. Wilkes-Barre/Scranton\*

## LOSSES • 4

Twelve times, most recently 2018 vs. Rockford

## OVERTIME GAMES • 5

2008 vs. Syracuse (1 win)

## OVERTIME WINS • 2

Three times, 2012 vs. Wilkes-Barre/Scranton

2006 vs. Syracuse

2001 vs. Houston

## OVERTIME LOSSES • 4

2008 vs. Syracuse

## GOALS • 23

2006 vs. Grand Rapids

## GOALS AGAINST • 22

2010 vs. Hamilton

## GOALS, BOTH TEAMS • 42

Two times, 2010 vs. Hamilton (Manitoba 20 - Hamilton 22);

2006 vs. Grand Rapids (Manitoba 23 - Grand Rapids 19)

## PENALTY MINUTES • 205

2006 vs. Syracuse

## PENALTY MINUTES, OPPOSITION • 270

2010 vs. Hamilton

## PENALTIES • 66

2006 vs. Syracuse

## PENALTIES, OPPOSITION • 81

2006 vs. Syracuse

## POWER PLAY GOALS • 9

2006 vs. Grand Rapids

## POWER PLAY GOALS, OPPOSITION • 9

2010 vs. Hamilton

## SHUTOUTS • 2

2014 vs. Wilkes-Barre/Scranton

## SHUTOUTS, OPPOSITION • 2

Three times: 2012 vs. Norfolk; 2002 vs. Bridgeport; & 2001 vs. Chicago

## MOST SHORTHANDED GOALS • 2

Four times: 2010 vs. Hamilton, 2009 vs. Houston

2007 vs. Grand Rapids & Hamilton

## MOST SHORTHANDED GOALS AGAINST • 2

2009 vs. Hershey

## MOST CONSECUTIVE SERIES WINS • 3

2009 (Toronto, Grand Rapids, Houston)

\* - Statistics accumulated while playing as the St. John's IceCaps

# PLAYOFF SERIES: LEAST

## GAMES PLAYED • 2

2000 vs. Long Beach (lost 0-2)

## WINS • 0

Four times: 2012 vs. Norfolk, 2005 vs. Chicago, 2000 vs. Long Beach, & 1998 vs. Chicago

## LOSSES • 0

2009 vs. Grand Rapids

## GOALS • 3

1998 vs. Chicago (lost series 0-3)

## GOALS AGAINST • 4

2003 vs. Providence (won series 3-1)

## GOALS, BOTH TEAMS • 10

2003 vs. Providence (MTB 6, PRO 4)

\* AHL record, 4-game series

## PENALTY MINUTES • 32

2009 vs. Grand Rapids (won 4-0)

## PENALTY MINUTES, OPPONENT • 36

2018 vs. Rockford, in 4 games

## POWER PLAY GOALS • 0

2005 vs. Chicago, in 4 games

## POWER PLAY GOALS, OPPONENT • 0

2014 vs. Wilkes-Barre/Scranton

# PLAYOFF SERIES: GOALS

## MOST GOALS FOR:

2-Game Series: 8

3-Game Series: 12

4-Game Series: 15

5-Game Series: 18

6-Game Series: 21

7-Game Series: 23

vs. Milwaukee, 1999

vs. Portland, 2003

vs. Syracuse, 2012\*

vs. St. John's, 2005

vs. Toronto & Houston, 2009

vs. Grand Rapids, 2006

## MOST GOALS AGAINST:

2-Game Series: 8

3-Game Series: 19

4-Game Series: 18

5-Game Series: 17

6-Game Series: 22

7-Game Series: 21

vs. Long Beach, 2000

vs. Denver, 1995

vs. Rockford, 2018

vs. Texas, 2014\*

vs. Hamilton, 2010

vs. Hamilton, 2003

## MOST GOALS, BOTH TEAMS:

2-Game Series: 14

3-Game Series: 23

4-Game Series: 25

5-Game Series: 31

6-Game Series: 44

7-Game Series: 42

vs. Milwaukee, 1999

vs. Denver, 1995

vs. Syracuse, 2012\*

vs. St. John's, 2005

vs. Lake Erie, 2011

vs. Grand Rapids, 2006

## FEWEST GOALS, BOTH TEAMS:

2-Game Series: 12

3-Game Series: 16

4-Game Series: 10

5-Game Series: 26

6-Game Series: 25

7-Game Series: 29

vs. Long Beach, 2000

vs. Worcester, 2002

vs. Providence, 2003

vs. Rochester, 2005

vs. Syracuse, 2006

vs. Grand Rapids, 2007



## PLAYOFF GAME: MOST

## DECISIVE WIN • 5 GOALS

vs. Wilkes-Barre/Scranton (6/3/2014)\*,  
@ Wilkes-Barre/Scranton (5/28/2014)\*, vs. Hamilton (4/19/2010)

## DECISIVE SHUTOUT WIN • 4-0

vs. St. John's (4/29/2005)

## DECISIVE LOSS • 6 GOALS

@ Hamilton (4/17/2010)

## DECISIVE SHUTOUT LOSS • 0-5

@ Chicago (5/5/2001)

## GOALS • 7

vs. Hamilton (4/19/2010)

## GOALS BOTH TEAMS • 10

vs. Chicago (5/15/2001), L 4-6, @ Hamilton (4/17/2010), L 2-8  
@ Lake Erie (4/16/11), L 4-6

## GOALS AGAINST • 8

@ Hamilton (4/17/2010)

## GOALS AGAINST AT HOME • 7

Three times, vs. Hamilton (4/19/2010), W 7-2;  
vs. Hamilton (5/4/2003), L 2-6; vs. Chicago (5/15/2001), L 4-6

## PENALTY MINUTES • 126

vs. Syracuse (4/26/2006), W 6-2

## PENALTY MINUTES BY OPPONENT • 180

vs. Syracuse (4/26/2006), W 6-2

## PENALTY MINUTES, BOTH TEAMS • 306

vs. Syracuse (4/26/2006), W 6-2. SYR 180 - MB 106

## POWERPLAY GOALS • 5

vs. Syracuse (4/26/2006), W 6-2

## POWERPLAY GOALS AGAINST • 4

Three times, @ Rockford (5/11/2018), L 3-6  
@ Hamilton (4/17/2010), L 2-8; @ Houston (4/20/2001), L 1-5;

## POWERPLAY GOALS BOTH TEAMS • 6

vs. Syracuse (4/26/2006)

## POWERPLAY OPPORTUNITIES • 14

vs. Syracuse (4/26/2006) (5-for-14), W 6-2

## POWERPLAY OPPORTUNITIES AGAINST • 11

@ Grand Rapids (5/06/2006) (8-for-11), L 2-3

## SHORTHANDED GOALS • 1

Seventeen times, most recently by JC Lipon  
@ Rockford (5/11/2018), L 3-6

## SHORTHANDED GOALS AGAINST • 1

Thirteen times, most recently @ Texas (6/18/2014), L 3-6

## SHOTS ON GOAL • 63

vs. Milwaukee (4/23/1999), W 4-3 (20T)

## SHOTS ON GOAL ON ROAD • 48

@ Houston (5/22/2009), OTL 3-4

## SHOTS ON GOAL BOTH TEAMS • 94

vs. Hamilton (5/2/2003), L 1-2. HAM 51 shots - MB 43 shots

## SHOTS AGAINST • 57

@ Hamilton (5/9/2011), L 1-2 (30T)

## SHOTS AGAINST ON ROAD • 57

@ Hamilton (5/9/2011), L 1-2 (30T)

## LONGEST GAME • 100:06

@ Hamilton (5/9/2011), L 1-2 (30T); Dustin Boyd scores winner

\* - Statistics accumulated while playing as the St. John's IceCaps

## PLAYOFF GAME: LEAST

## SHOTS ON GOAL • 15

vs. Chicago (5/15/2001), L 4-6

## SHOTS ON GOAL ON ROAD • 17

@ Houston (5/2/2001), W 3-1

## SHOTS AGAINST • 15

vs. Toronto (4/25/2009), W 4-2

## SHOTS AGAINST ON ROAD • 18

@ Hamilton (4/15/2010), L 0-2; @ W-B/Scranton (5/9/2014), W 2-1

## SHOTS, BOTH TEAMS • 39

@ Hamilton (4/15/2010), L 0-2

## PLAYOFF PERIOD: MOST

## GOALS • 4

Four times: vs. Hamilton (4/21/2010), 2nd period, OTL 4-5;  
vs. Syracuse (4/26/2006), 2nd period, W 6-2;  
vs. St. John's (4/25/2005), 1st period, W 5-2;  
vs. Bridgeport (4/18/2002), 2nd period, W 6-2;

## GOALS AGAINST • 5

@ Hamilton (4/17/2010), 2nd period, L 2-8

## SHOTS ON GOAL • 22

vs. Chicago (4/22/1998), 3rd period, L 0-1

## SHOTS ON GOAL ON ROAD • 18

Four times, most recently @ Worcester (4/9/2002), 2nd period, W 3-2

## SHOTS AGAINST • 21

Twice, @ Rockford (5/9/2018), 2nd period, L 1-4;  
@ Grand Rapids (4/27/2007), 3rd period, OTL 3-4

## MOST SHOTS, BOTH TEAMS • 33

vs. Syracuse (4/25/2012), 1st period, W 5-1

## PENALTY MINUTES • 94

vs. Syracuse (4/26/2006), 3rd period, W 6-2

## PENALTY MINUTES BY OPP. • 126

vs. Syracuse (4/26/2006), 2nd period, W 6-2

## PENALTY MINUTES, BOTH TEAMS • 220

vs. Syracuse (4/26/2006), 2nd period, W 6-2

## POWERPLAY GOALS • 2

Sixteen times, most recently vs. Norfolk (5/17/2014), 2nd period, W 2-1\*

## POWERPLAY GOALS AGAINST • 3

@ Rockford (5/11/2018), 2nd period, L 3-6

## POWERPLAY OPPORTUNITIES • 6

@ Houston (4/20/2001), 2nd period, L 1-5

## POWERPLAY OPPORTUNITIES AGAINST • 5

Twice, most recently @ Hamilton (4/28/2011), 2nd period, L 1-4

## PLAYOFF PERIOD: LEAST

## SHOTS ON GOAL • 0

Twice, most recently @ Wilkes-Barre/Scranton (4/4/2012),  
2nd period, W 2-1

## SHOTS ON GOAL AT HOME • 2

vs. Hamilton (5/4/2003), 2nd Period, L 2-6

## SHOTS AGAINST • 1

vs. Milwaukee (4/23/1999), 3rd Period, W 4-3

## SHOTS AGAINST ON ROAD • 2

@ Worcester (4/11/2002), 1st Overtime, W 3-2

## FEWEST SHOTS, BOTH TEAMS • 9

Four times, most recently  
@ Wilkes-Barre/Scranton (5/6/2012), 3rd period, W 5-1

## INDIVIDUAL PLAYOFF RECORDS

### INDIVIDUAL PLAYOFF SEASON

#### PLAYOFF SEASON : MOST GOALS • 10

Michael Grabner (2009)  
Lee Goren (2005)

#### ASSISTS • 15

Jason Krog (2009)

#### POINTS • 23

Jason Krog (2009)

#### PENALTY MINUTES • 52

Kevin Biekša (2005)

#### POWER PLAY GOALS • 5

Lee Goren (2005)

#### GAME-WINNING GOALS • 2

Fifteen players: Jason Jaffray (2014)\*  
Derek Beech & Brock Trotter (2012)\*;  
Alexandre Bolduc (2011);  
Maxime Fortunus, Michael Grabner, Raymond Sawada,  
Jason Jaffray & Jason Krog (2009);  
Josh Green & Lee Goren (2006);  
Lee Goren & Jimmy Roy (2005);  
Jimmy Roy (2002)  
& Bill Bowler (1999)

#### SHOTS ON GOAL • 99

Michael Grabner (2009)

#### BEST PLUS/MINUS • +12

Zach Redmond (2014)\*

### INDIVIDUAL PLAYOFF SERIES

#### GOALS • 6

Two players: Michael Grabner (2009 vs. Houston)  
& Jason Jaffray (2007 vs. Grand Rapids)

#### ASSISTS • 8

Kevin Biekša (2006 vs. Grand Rapids)

#### POINTS • 9

Guillaume Desbiens (2010 vs. Hamilton)

#### PENALTY MINUTES • 40

Garth Murray (2011 vs. Hamilton)

#### POWER PLAY GOALS • 3

Three players: Jason King (2006 vs. Grand Rapids);  
Jason Jaffray (2006 vs. Syracuse);  
& Lee Goren (2005 vs. Rochester)

#### GAME-WINNING GOALS • 2

Six players: Brock Trotter (2012 vs. Wilkes-Barre/Scranton)\*;  
Derek Meech (2012 vs. Syracuse)\*;  
Maxime Fortunus (2009 vs. Toronto);  
Michael Grabner (2009 vs. Houston);  
Lee Goren (2005 vs. St. John's)  
& Bill Bowler (1999 vs. Milwaukee)

#### SHOTS ON GOAL • 33

Brett Hauer (2001 vs. Houston)

#### BEST PLUS/MINUS • +6

Five players: Mike Sgarbossa (2018 vs. Grand Rapids),  
Ryan Kesler (2005 vs. Rochester) & Lee Goren, Jeff Heerema,  
Ryan Kesler (2005 vs. St. John's)

### INDIVIDUAL PLAYOFF GAME

#### GOALS • 3

Seven players: Andrew Gordon vs. Albany (5/2/2014)\*;  
Jordan Schroder vs. Hamilton (4/19/2010);  
Jason Jaffray vs. Hershey (6/2/2009);  
Jason Jaffray vs. Grand Rapids (5/1/2007);  
Josh Green vs. Rochester (5/13/2005);  
Ryan Ready vs. Bridgeport (4/18/2002);  
& Bill Bowler vs. Milwaukee (4/23/1999)

#### ASSISTS • 3

Six players: Chase De Leo @ Grand Rapids (4/25/2018);  
Andrew Gordon vs. Wilkes-Barre/Scranton (5/28/2014)\*;  
Guillaume Desbiens vs. Hamilton (4/19/2010);  
Kevin Biekša vs. Grand Rapids (5/11/2006);  
Kent Fearn vs. Chicago (5/1/1999);  
& Brett Hauer vs. Milwaukee (4/23/1999)

#### POINTS • 4

Seven players: Chase De Leo (1G, 3A) @ Grand Rapids (4/25/2018);  
Marco Rosa (2G, 2A) vs. Lake Erie (4/16/2011);  
Jordan Schroeder (3G, 1A) vs. Hamilton (4/19/2010);  
Guillaume Desbiens (1G, 3A) vs. Hamilton (4/19/2010);  
Jason Krog (2G, 2A) @ Toronto (4/23/2009);  
Steve Brule (2G, 2A) vs. Chicago (5/15/2001)  
& Sean Pronger (2G, 2A) vs. Chicago (5/10/2001)

#### PENALTY MINUTES • 22

Jimmy Roy @ Bridgeport (4/16/2002)

#### POWER PLAY GOALS • 2

Three players: Jordan Schroeder vs. Hamilton (4/19/2010);  
Pat Kavanagh @ Portland (4/13/2003);  
& Bill Bowler vs. Milwaukee (4/23/1999)

#### SHOTS ON GOAL • 10

Brian Chapman @ Chicago (5/13/2001)  
& Brett Hauer vs. Houston (4/29/2001)

#### SHOTS ON GOAL AGAINST • 10

Niklas Andersson vs. Chicago (5/10/2001)

#### BEST PLUS/MINUS • +3

Fifteen players, most recently Zach Redmond  
vs. Wilkes-Barre/Scranton (5/28/2014)\*

### INDIVIDUAL PLAYOFF PERIOD

#### GOALS • 3

Two players: Josh Green vs. Rochester, 2nd Period (5/13/2005)  
& Ryan Ready vs. Bridgeport, 2nd Period (4/18/2002)

#### ASSISTS • 3

Kevin Biekša vs. Grand Rapids, 1st period (5/11/2006)

#### POINTS • 3

Three players:  
Kevin Biekša (3A) vs. Grand Rapids, 1st period, (5/11/2006);  
Josh Green (3G) vs. Rochester, 2nd Period (5/13/2005);  
& Ryan Ready (3G) vs. Bridgeport, 2nd Period (4/18/2002)

#### PENALTY MINUTES • 22

Jimmy Roy @ Bridgeport, 2nd period (4/16/2002)

#### POWER PLAY GOALS • 2

Three players: Jordan Schroeder vs. Hamilton (4/19/2010);  
Pat Kavanagh @ Portland, 1st period (4/13/2003);  
& Bill Bowler vs. Milwaukee, 2nd period (4/23/1999)

\* - Statistics accumulated while playing as the St. John's IceCaps

## GOALTENDER PLAYOFF RECORDS

### GOALTENDER PLAYOFF SEASON

**MOST WINS • 14**

Cory Schneider (2009)

**MOST LOSSES • 9**

Michael Hutchinson (2014)

**MOST GAMES PLAYED • 22**

Cory Schneider (2009)

**MOST MINUTES PLAYED • 1315**

Cory Schneider (2009)

**LOWEST GAA (MIN. 2 GP) • 1.81**

Wade Flaherty (2007)

**BEST SAVE PCT (MIN. 2 GP) • .938**

Twice – Michael Hutchinson (2014)\* & Cory Schneider (2008)

**SHUTOUTS • 3**

Michael Hutchinson (2014)\*

### GOALTENDER PLAYOFF SERIES

**MOST WINS • 4**

Six players:

Michael Hutchinson (2014 vs. Norfolk & Wilkes-Barre/Scranton)\*;

Eddie Pasquale (2012 vs. Wilkes-Barre/Scranton)\*;

Cory Schneider (2009 vs. Toronto, Grand Rapids & Houston);

Drew MacIntyre (2007 vs. Grand Rapids);

Wade Flaherty (2006 vs. Syracuse & 2005 vs. St. John's & Rochester);

& Ken Wregget (2001 vs. Houston)

**MOST LOSSES • 4**

Five players: Eric Comrie (2018 vs. Rockford)

Michael Hutchinson (2014 vs. Texas)\*

Eddie Pasquale (2012 vs. Norfolk)\*

Cory Schneider (2010 vs. Hamilton; 2009 vs. Hershey; 2008 vs.

Syracuse);

Ken Wregget (2001 vs. Chicago)

**MOST GAMES PLAYED • 7**

Eddie Pasquale (2012 vs. Wilkes-Barre/Scranton)\*

Drew MacIntyre (2007 vs. Grand Rapids)

**SHUTOUTS • 2**

Michael Hutchinson (2014 vs. Wilkes-Barre/Scranton)\*

### GOALTENDER PLAYOFF GAME

**MOST GOALS ALLOWED • 6**

Three players: Wade Flaherty @ St. John's (4/22/2005), 1-6L;

Tyler Moss vs. Hamilton (5/4/2003), 2-6L;

& Ken Wregget vs. Chicago (5/15/2001), 4-6L

**MOST SHOTS FACED • 57**

Eddie Lack vs. Hamilton (5/9/2011), 1-2L (30T)

**MOST SAVES • 55**

Eddie Lack vs. Hamilton (5/9/2011), 1-2L (30T)

### GOALTENDER PLAYOFF PERIOD

**MOST GOALS ALLOWED • 4**

Cory Schneider @ Hamilton (4/17/2010), 2nd period, 2-8L;

Ken Wregget vs. Chicago (5/15/2001), 3rd period, 4-6L;

Dave Gannon @ Denver (4/13/1995), 2nd period, 0-6L

**MOST SHOTS FACED • 21**

Eric Comrie @ Rockford (5/9/2018), 2nd period, 1-4 L

Drew MacIntyre @ Grand Rapids (4/27/2007), 3rd period, 3-4 OTL

**MOST SAVES • 20**

Drew MacIntyre @ Grand Rapids (4/27/2007), 3rd period, 3-4OTL

Michael Hutchinson @ Texas\* (5/9/2014), 3rd period, 2-1 W

### GOALTENDER PLAYOFF STREAKS

**MOST CONSECUTIVE STARTS • 22**

Cory Schneider, 4/15/2009 to 6/12/2009

**MOST CONSECUTIVE STARTS FROM START OF PLAYOFF SEASON • 22**

Cory Schneider, 4/15/2009 to 6/12/2009

**MOST CONSECUTIVE GAMES PLAYED • 22**

Cory Schneider, 4/15/2009 to 6/12/2009

**LONGEST WINNING STREAK • 10 GAMES**

Cory Schneider, 4/21/2009 to 5/18/2009

**LONGEST LOSING STREAK • 4 GAMES**

Eric Comrie (5/4/2018 to 5/11/2018)

Eddie Pasquale (5/17/2012 to 5/22/2012)\*

**CONSECUTIVE SHUTOUT MINUTES • 147:18**

Wade Flaherty (4/27/2005 to 5/4/2005)

\* - Statistics accumulated while playing as the St. John's IceCaps

# ALL-TIME SERIES RESULTS

## 1998 PLAYOFF RECORD - IHL

#	DATE	OPPONENT	RESULT	SCORE	RECORD	SOG	GOALIE	GWG	PIM	PP	PK	ATT
1	Apr. 17	@ Chicago	L	1-5	0-1	29-34	Hedberg/Brathwaite	[Pearson]	30-24	1-11	6-8	5422
2	Apr. 18	@ Chicago	L	0-2	0-2	33-38	Brathwaite	[Bergland]	22-26	2-9	6-7	6808
3	Apr. 22	Chicago	L	0-1	0-3	40-33	Hedberg	[Larouche]	24-39	0-8	8-9	7670

(Chicago wins best-of-5 series 3-0)

## 1999 PLAYOFF RECORD - IHL

#	DATE	OPPONENT	RESULT	SCORE	RECORD	SOG	GOALIE	GWG	PIM	PP	PK	ATT
1	Apr. 21	@ Milwaukee	W	4-3	1-0	25-37	Rosati	Bowler	26-26	1-6	5-6	4833
2	Apr. 23	Milwaukee	OTW	4-3	2-0	63-33	Rosati	Bowler	14-28	2-11	4-4	7770

(Manitoba wins best-of-3 series 2-0)

1	Apr. 28	@ Chicago	L	1-2	2-1	22-25	Rosati	[Marinucci]	24-26	0-3	2-2	5108
2	Apr. 30	@ Chicago	OTL	4-5	2-2	31-41	Rosati	[Dumont]	26-22	0-8	7-10	8422
3	May. 1	Chicago	L	4-5	2-3	25-36	Rosati/Bronsard	[Dumont]	10-12	1-6	4-5	8046

(Chicago wins best-of-5 series 3-0)

## 2000 PLAYOFF RECORD - IHL

#	DATE	OPPONENT	RESULT	SCORE	RECORD	SOG	GOALIE	GWG	PIM	PP	PK	ATT
1	Apr. 19	Long Beach	L	2-5	0-1	41-30	Legace	[Crowley]	32-22	1-8	6-8	5285
2	Apr. 21	@ Long Beach	OTL	2-3	0-2	34-29	Legace	[Rosa]*	20-26	1-8	3-5	4747

(Long Beach wins best-of-3 series 2-0)

## 2001 PLAYOFF RECORD - IHL

#	DATE	OPPONENT	RESULT	SCORE	RECORD	SOG	GOALIE	GWG	PIM	PP	PK	ATT
1	Apr. 20	@ Houston	L	1-5	0-1	32-25	Salajko/Wregget	[Chorske]	30-36	1-9	2-6	4053
2	Apr. 21	@ Houston	W	2-1	1-1	32-21	Wregget	Young	6-10	0-3	1-1	5083
3	Apr. 26	Houston	L	1-2	1-2	29-25	Wregget	[McCann]	12-10	1-4	5-5	7112
4	Apr. 27	Houston	OTL	2-3	1-3	27-23	Salajko	[Moger]	14-12	0-5	6-6	6089
5	Apr. 29	Houston	OTW	3-2	2-3	52-36	Wregget	Roy	12-12	0-5	4-5	5021
6	May. 1	@ Houston	OTW	3-2	3-3	34-42	Wregget	Brule	14-19	0-5	6-6	4238
7	May. 2	@ Houston	W	3-1	4-3	17-26	Wregget	Pronger	8-6	1-3	4-4	3345

(Manitoba wins best-of-7 series 4-3)

1	May 4	@ Chicago	W	4-1	5-3	28-26	Wregget	Cyrenne	18-20	0-3	6-7	4131
2	May 5	@ Chicago	L	0-5	5-4	24-30	Wregget	[Larouche]	62-52	0-5	3-5	5016
3	May 10	Chicago	OTW	4-3	6-4	34-49	Wregget	Kesa	10-14	1-2	5-5	7693
4	May 11	Chicago	L	1-4	6-5	24-26	Wregget	[Larouche]	22-26	1-7	3-5	10185
5	May 13	@ Chicago	L	0-1	6-6	42-29	Wregget	[Maltais]	18-22	0-4	1-2	4844
6	May 15	Chicago	L	4-6	6-7	15-27	Wregget	[Larouche]	18-8	3-4	3-4	6109

(Chicago wins best-of-7 series 4-2)

## 2002 PLAYOFF RECORD - AHL

#	DATE	OPPONENT	RESULT	SCORE	RECORD	SOG	GOALIE	GWG	PIM	PP	PK	ATT
1	Apr. 9	@ Worcester	W	3-2	1-0	31-23	Michaud	Savage	8-11	2-5	1-3	1295
2	Apr. 10	@ Worcester	L	2-4	1-1	36-34	Michaud	[Boguniecki]	24-18	1-7	3-5	1552
3	Apr. 11	@ Worcester	OTW	3-2	2-1	47-25	Michaud	Roy	17-15	0-3	4-4	1589

(Manitoba wins best-of-3 series 2-1)

1	Apr. 14	@ Bridgeport	L	0-5	2-2	20-27	Michaud/Auld	[Kolnik]	42344	0-5	1-2	2157
2	Apr. 16	@ Bridgeport	L	1-4	2-3	18-30	Michaud	[Podollan]	42-14	0-3	5-7	2043
3	Apr. 18	Bridgeport	W	6-2	3-3	25-25	Michaud	Roy	26-16	3-5	5-5	8084
4	Apr. 19	Bridgeport	L	0-2	3-4	34-19	Michaud	[Leahy]	6-6	0-2	1-2	6490

(Bridgeport wins best-of-5 series 3-1)



[Grand Rapids wins best-of-7 series 4-3]

## 2007 PLAYOFF RECORD - AHL

#	DATE	OPPONENT	RESULT	SCORE	RECORD	SOG	GOALIE	GWG	PIM	PP	PK	ATT
1	Apr. 19	Grand Rapids	W	1-0	1-0	29-23	MacIntyre	L. Goren	10-14	0-5	4-4	5889
2	Apr. 21	Grand Rapids	L	1-4	1-1	30-27	MacIntyre	[M. Ellis]	22-13	1-9	2-3	7567
3	Apr. 23	@ Grand Rapids	OTL	2-1	1-2	25-35	MacIntyre	[M. Ellis]	28-32	0-6	4-4	2754
4	Apr. 25	@ Grand Rapids	W	4-1	2-2	28-33	MacIntyre	P. Ryan	14-14	1-6	6-6	3153
5	Apr. 27	@ Grand Rapids	OTL	3-4	2-3	23-47	MacIntyre	[T. Voce]	14-31	1-7	5-5	3598
6	Apr. 29	Grand Rapids	W	2-1	3-3	23-22	MacIntyre	J. Jaffray	6-14	1-7	3-3	6288
7	May 1	Grand Rapids	W	4-1	4-3	35-22	MacIntyre	Y. Tremblay	12-20	1-8	4-4	7741

(Manitoba wins best-of-7 series 4-3)

1	May 5	Hamilton	L	1-2	4-4	25-24	MacIntyre	[A. Benoit]	27-14	0-6	5-6	6965
2	May 6	Hamilton	L	0-2	4-5	43-23	MacIntyre	[M. D'Agostini]	16-12	1-6	3-3	6038
3	May 8	Hamilton	W	3-2	5-5	28-27	MacIntyre/Flaherty	Y. Tremblay	12-14	2-6	5-5	2177
4	May 12	@ Hamilton	W	3-2	6-5	23-29	Flaherty	P. Ryan	13-12	1-4	3-4	3270
5	May 13	@ Hamilton	L	1-3	6-6	37-28	MacIntyre	[M. Biron]	10-16	0-7	3-4	1703
6	May 14	Hamilton	OTL	2-3	6-7	42-25	Flaherty	[E. Manlow]	14-12	1-6	5-6	6055

(Hamilton wins best-of-7 series 4-2)

## 2008 PLAYOFF RECORD - AHL

#	DATE	OPPONENT	RESULT	SCORE	RECORD	SOG	GOALIE	GWG	PIM	PP	PK	ATT
1	Apr. 18	@ Syracuse	OTL	1-2	0-1	30-31	Schneider	[Lindstrom]	14-16	0-4	2-3	5107
2	Apr. 19	@ Syracuse	OTW	3-2	1-1	36-36	Schneider/MacIntyre	Brown	18-14	1-5	6-7	5562
3	Apr. 22	Syracuse	OTL	1-2	1-2	36-30	Schneider	[Sestito]	31-23	0-7	6-6	6596
4	Apr. 25	Syracuse	W	5-2	2-2	28-32	Schneider	Jaffray	14-42	2-8	3-4	8800
5	Apr. 26	Syracuse	OTL	2-3	2-3	23-33	Schneider	[MacKenzie]	20-20	1-5	4-5	7599
6	Apr. 28	@ Syracuse	OTL	2-3	2-4	32-43	Schneider	[Frischmon]	22-22	1-5	4-5	4863

(Syracuse wins best-of-7 series 4-2)

## 2009 PLAYOFF RECORD - AHL

#	DATE	OPPONENT	RESULT	SCORE	RECORD	SOG	GOALIE	GWG	PIM	PP	PK	ATT
1	Apr. 15	Toronto	OTL	2-3	0-1	39-28	Schneider	[Battaglia]	6-14	1-6	2-2	6560
2	Apr. 17	Toronto	W	4-2	1-1	21-29	Schneider	Fortunus	8-22	2-5	3-3	9111
3	Apr. 19	@ Toronto	L	1-2	1-2	31-28	Schneider	[Stapleton]	10-14	0-6	3-4	3783
4	Apr. 21	@ Toronto	W	5-1	2-2	34-21	Schneider	Fortunus	14-28	3-7	4-5	2258
5	Apr. 23	@ Toronto	W	5-2	3-2	37-40	Schneider	Jaffray	17-35	1-7	3-3	2416
6	Apr. 25	Toronto	W	4-2	4-2	33-15	Schneider	Sawada	17-10	0-5	2-2	10947

(Manitoba wins best-of-7 series 4-2)

1	May 1	Grand Rapids	W	2-1	5-2	34-22	Schneider	Keane	6-10	1-4	2-2	7572
2	May 2	Grand Rapids	W	2-1	6-2	22-29	Schneider	Krog	8-15	0-5	2-3	8444
3	May 4	@ Grand Rapids	W	3-1	7-2	28-23	Schneider	Bolduc	12-16	0-3	6-6	2541
4	May 6	@ Grand Rapids	W	3-2	8-2	20-32	Schneider	Cullen	6-10	2-5	3-3	2019

(Manitoba wins best-of-7 series 4-0)

1	May 15	Houston	W	2-1	9-2	32-18	Schneider	Bliznak	6-8	0-4	2-3	9703
2	May 16	Houston	W	5-2	10-2	32-30	Schneider	Sawada	26-38	2-8	7-7	9736
3	May 18	@ Houston	W	4-3	11-2	19-24	Schneider	Grabner	12-8	0-3	4-5	2634
4	May 20	@ Houston	OTL	4-5	11-3	22-30	Schneider	[Beaudoin]	6-6	0-3	2-2	3157
5	May 22	@ Houston	OTL	3-4	11-4	48-42	Schneider/Sanford	[Hrkac]	6-6	0-3	2-2	3157
6	May 25	Houston	W	3-1	12-4	36-17	Schneider	Grabner	8-14	1-6	2-3	9279

(Manitoba wins best-of-7 series 4-2)

1	May 30	Hershey	OTL	4-5	12-5	30-35	Schneider	[Giroux]	12-22	2-10	3-5	15003
2	Jun. 2	Hershey	W	3-1	13-5	30-28	Schneider	Jaffray	6-18	2-4	3-3	14737
3	Jun. 6	@ Hershey	L	0-3	13-6	28-24	Schneider	[Mink]	6-12	0-5	1-3	10896
4	Jun. 7	@ Hershey	L	1-2	13-7	31-33	Schneider	[Aucoin]	16-16	0-5	4-5	10739
5	Jun. 9	@ Hershey	W	3-2	14-7	26-33	Schneider	Krog	12-12	0-2	1-1	10860
6	Jun. 12	Hershey	L	1-4	14-8	25-30	Schneider	[Bourque]	8-6	0-2	1-1	15003

(Hershey wins best-of-7 series 4-2)

## 2010 PLAYOFF RECORD - AHL

#	DATE	OPPONENT	RESULT	SCORE	RECORD	SOG	GOALIE	GWG	PIM	PP	PK	ATT
1	Apr. 15	@ Hamilton	L	0-2	0-1	21-18	Schneider	[Glumac]	14-12	0-6	7-7	3688
2	Apr. 17	@ Hamilton	L	2-8	0-2	30-37	Schneider/Machesney	[Subban]	16-8	1-4	4-8	5626
3	Apr. 19	Hamilton	W	7-2	1-2	24-36	Schneider	Sexton	48-38	4-8	7-8	7546
4	Apr. 21	Hamilton	2OTL	4-5	1-3	42-45	Schneider	[Subban]	20-20	1-4	3-4	7501
5	Apr. 23	Hamilton	W	5-2	2-3	22-30	Schneider	Volpatti	8-6	1-3	3-4	6927
6	Apr. 25	@ Hamilton	OTL	2-3	2-4	27-49	Schneider	[Stevenson]	31-13	0-3	5-7	2791

(Hamilton wins best-of-7 series 4-2)

## 2011 PLAYOFF RECORD - AHL

#	DATE	OPPONENT	RESULT	SCORE	RECORD	SOG	GOALIE	GWG	PIM	PP	PK	ATT
1	Apr. 16	@ Lake Erie	L	4-6	0-1	25-27	Lack/Weiman	[Ford]	12-10	0-4	4-5	7908
2	Apr. 17	@ Lake Erie	OTW	3-2	1-1	43-36	Weiman	Rypien	12-10	0-3	3-4	8822
3	Apr. 19	Lake Erie	L	1-2	1-2	40-19	Weiman	[Walter]	6-16	0-8	3-3	7823
4	Apr. 21	Lake Erie	L	3-6	1-3	39-30	Weiman/Lack	[Mercier]	25-8	0-4	5-8	7874
5	Apr. 22	Lake Erie	W	2-0	2-3	31-26	Lack	Shirokov	4-4	0-2	2-2	7355
6	Apr. 24	@ Lake Erie	W	3-1	3-3	20-29	Lack	Seabrook	12-10	1-5	5-6	5268
7	Apr. 26	@ Lake Erie	W	4-1	4-3	18-33	Lack	Bolduc	8-10	1-4	3-3	10277

(Manitoba wins best-of-7 series 4-3)

1	Apr. 28	@ Hamilton	L	1-4	4-4	20-37	Lack	[Palushaj]	42-22	0-5	8-10	1927
2	May 1	@ Hamilton	L	2-4	4-5	26-31	Lack	[Dumont]	8-10	0-5	3-4	2911
3	May 3	Hamilton	W	5-4	5-5	28-27	Lack	Jaffray	4-6	2-3	1-2	5809
4	May 4	Hamilton	2OTW	2-1	6-5	34-44	Lack	Bliznak	4-6	0-3	1-2	6843
5	May 6	Hamilton	L	1-5	6-6	23-30	Lack	[Bonneau]	48-37	1-5	4-5	9413
6	May 8	@ Hamilton	W	1-0	7-6	34-25	Lack	Bolduc	12-12	0-6	6-6	2980
7	May 9	@ Hamilton	3OTL	1-2	7-7	30-57	Lack	[Boyd]	10-10	1-4	4-4	2553

(Hamilton wins best-of-7 series 4-3)

## 2012 PLAYOFF RECORD - AHL (ST. JOHN'S ICECAPS)

#	DATE	OPPONENT	RESULT	SCORE	RECORD	SOG	GOALIE	GWG	PIM	PP	PK	ATT
1	Apr. 20	@ Syracuse	W	3-2	1-0	29-37	Pasquale	King	6-10	0-5	2-3	4921
2	Apr. 21	@ Syracuse	L	3-4	1-1	21-40	Pasquale	[McMillan]	19-15	1-3	4-5	5423
3	Apr. 25	Syracuse	W	5-1	2-1	38-41	Pasquale	Meech	15-17	2-4	3-3	6287
4	Apr. 27	Syracuse	OTW	4-3	3-1	38-30	Pasquale	Meech*	8-14	1-7	4-4	6287

(St. John's wins best-of-5 series 3-1)

1	May 1	WB/Scranton	W	3-1	4-1	37-20	Pasquale	Trotter	6-6	0-3	2-3	6287
2	May 2	WB/Scranton	L	1-3	4-2	23-38	Pasquale	[Mormina]	19-21	1-7	5-6	6287
3	May 5	@ WB/Scranton	OTW	2-1	5-2	18-29	Pasquale	Trotter	8-2	0-1	4-4	4272
4	May 6	@ WB/Scranton	OTW	3-2	6-2	29-16	Pasquale	Maxwell	4-4	1-2	2-2	3499
5	May 8	@ WB/Scranton	2OTL	2-3	6-3	29-45	Pasquale	[Despres]	8-8	1-3	3-3	3506
6	May 11	WB/Scranton	L	2-4	6-4	31-31	Pasquale	[Sill]	14-14	2-5	4-6	6287
7	May 12	WB/Scranton	W	3-2	7-4	27-28	Pasquale	Gagnon	8-6	1-3	3-4	6287

(St. John's wins best-of-7 series 4-3)

1	May 17	@ Norfolk	L	1-6	7-5	30-33	Pasquale/Aebischer	[Ouellet]	29-33	1-7	3-5	3541
2	May 19	@ Norfolk	L	1-3	7-6	31-38	Pasquale	[Picard]	12-12	0-5	5-5	6249
3	May 21	Norfolk	OTL	0-1	7-7	25-27	Pasquale	[Labrie]	16-14	0-6	7-7	6287
4	May 22	Norfolk	L	0-4	7-8	29-42	Pasquale	[Oberg]	12-16	0-7	3-5	6287

(Norfolk wins best-of-7 series 4-0)

## 2014 PLAYOFF RECORD - AHL (ST. JOHN'S ICECAPS)

#	DATE	OPPONENT	RESULT	SCORE	RECORD	SOG	GOALIE	GWG	PIM	PP	PK	ATT
1	Apr. 25	@ Albany	W	2-1	1-0	32-26	Hutchinson	Chiarot	8-12	0-4	1-2	6572
2	Apr. 26	@ Albany	L	2-4	1-1	32-34	Hutchinson	[Tedenby]	18-10	1-5	6-9	8026
3	Apr. 30	Albany	W	1-0	2-1	35-24	Hutchinson	Mouillierat	13-17	0-6	4-4	6287
4	May 2	Albany	W	4-1	3-1	33-40	Hutchinson	Gordon	17-13	1-4	6-6	6287

(Albany wins best-of-5 series 3-1)

1	May 6	Norfolk	L	1-3	3-2	43-26	Hutchinson	[Kurtz]	6-12	0-5	2-2	6287
2	May 7	Norfolk	W	2-1	4-2	41-33	Hutchinson	Jaffray	12-12	2-6	5-6	6287
3	May 10	@ Norfolk	W	5-3	5-2	31-27	Hutchinson	Samson	8-6	1-4	4-4	3957
4	May 12	@ Norfolk	W	5-1	6-2	28-29	Hutchinson	Jaffray	15-19	1-7	5-5	2112
5	May 13	@ Norfolk	OTL	2-3	6-3	38-37	Hutchinson	[Petersson]	10-8	0-4	4-5	1736
6	May 16	Norfolk	W	5-2	7-3	39-28	Hutchinson	MacKinnon	6-12	1-5	2-3	6287

(Manitoba wins best-of-7 series 4-2)

1	May 24	WB/Scranton	L	2-3	7-4	33-32	Hutchinson	[Kostopoulos]	10-16	0-5	2-2	6287
2	May 25	WB/Scranton	W	2-1	8-4	29-35	Hutchinson	Klingberg	14-8	0-3	6-6	6287
3	May 28	@ WB/Scranton	W	5-0	9-4	32-30	Hutchinson	Cormier	23-31	2-5	6-6	3553
4	May 29	@ WB/Scranton	W	2-1	10-4	31-18	Hutchinson	Lunden	12-18	2-9	6-6	3382
5	May 31	@ WB/Scranton	L	2-4	10-5	21-34	Hutchinson	[Sill]	79-69	2-6	7-7	4660
6	Jun. 3	WB/Scranton	W	5-0	11-5	29-34	Hutchinson	O'Dell	12-22	1-5	5-5	6287

(Manitoba wins best-of-7 series 4-2)

1	Jun. 8	@ Texas	L	3-6	11-6	29-23	Hutchinson	[Morin]	9-13	0-4	1-2	5625
2	Jun. 9	@ Texas	W	2-1	12-6	35-50	Hutchinson	Riley	2-4	0-1	0-0	5224
3	Jun. 11	Texas	L	1-2	12-7	32-36	Hutchinson	[Morin]	6-10	0-5	3-3	6287
4	Jun. 16	Texas	OTL	3-4	12-8	35-38	Hutchinson	[Morin]	12-14	1-4	3-3	6287
5	Jun. 17	Texas	OTL	3-4	12-9	36-45	Hutchinson	[Nemeth]	8-8	0-2	2-2	6287

(Texas wins best-of-7 series 4-1)

## 2018 PLAYOFF RECORD - AHL

#	DATE	OPPONENT	RESULT	SCORE	RECORD	SOG	GOALIE	GWG	PIM	PP	PK	ATT
1	Apr. 21	Grand Rapids	W	3-2	1-0	31-36	Comrie	Spacek	6-6	1/3	3/3	5313
2	Apr. 22	Grand Rapids	L	1-5	1-1	22-39	Comrie	[Tangradi]	51-20	0/4	6/8	4704
3	Apr. 25	@ Grand Rapids	W	6-3	2-1	25-48	Comrie	McKenzie	53-31	1/2	2/3	7448
4	Apr. 26	@ Grand Rapids	L	0-3	2-2	25-24	Comrie	[Ford]	18-14	0/4	1/1	7357
5	Apr. 30	@ Grand Rapids	W	5-1	3-2	30-35	Comrie	Schilling	8-4	0/2	3/4	7015

(Manitoba wins best-of-5 series 3-2)

1	May 4	Rockford	L	2-4	3-3	26-31	Comrie	[Hayden]	12-4	0/2	4/6	3816
2	May 5	Rockford	L	1-4	3-4	34-22	Comrie	[DiDomenico]	8-8	0/3	3/4	3955
3	May 9	@ Rockford	L	1-4	3-5	37-41	Comrie	[Ejdsell]	8-8	0/3	2/3	3184
4	May 11	@ Rockford	L	3-6	3-6	38-36	Comrie	[Ejdsell]	26-16	0/6	5/9	4516

(Rockford wins best-of-7 series 4-0)



# LEAGUE INFORMATION

## AHL LEAGUE DIRECTORY

**American Hockey League**  
One Monarch Place  
Springfield, MA 01144  
(413) 781-2030  
Web: theahl.com  
Twitter: @TheAHL



**Colorado Eagles**  
1625 Pelican Lakes Point - Suite 100  
Windsor, CO 80550  
(970) 686-7468  
NHL Affiliation: Colorado Avalanche  
Web: coloradoeagles.com  
Twitter: @ColoradoEagles



**Bakersfield Condors**  
1001 Truxtun Ave.  
Bakersfield, CA 93301  
(661) 324-PUCK  
NHL Affiliation: Edmonton Oilers  
Web: bakersfieldcondors.com  
Twitter: @Condors



**Grand Rapids Griffins**  
130 W. Fulton, Suite 111  
Grand Rapids, MI 49503  
(616) 774-4585  
NHL Affiliation: Detroit Red Wings  
Web: griffins hockey.com  
Twitter: @GriffinsHockey



**Belleville Senators**  
265 Cannifton Road  
Belleville, ON K8N4V8  
(518) 4-DEVILS  
NHL Affiliation: Ottawa Senators  
Web: bellevillesens.com  
Twitter: @BellevilleSens



**Hartford Wolf Pack**  
One Civic Centre Plaza  
Hartford, CT 06103  
(860) 249-6333  
NHL Affiliation: New York Rangers  
Web: hartfordwolfpack.com  
Twitter: @WolfPackAHL



**Binghamton Devils**  
1 Stuart Street, 3rd floor  
Binghamton, NY 13901  
(607) 722-7367  
NHL Affiliation: New Jersey Devils  
Web: binghamtondevils.com  
Twitter: @BingDevils



**Hershey Bears**  
550 West Hersheypark Drive  
Hershey, PA 17033  
(717) 534-3380  
NHL Affiliation: Washington Capitals  
Web: hersheybears.com  
Twitter: @TheHersheyBears



**Bridgeport Sound Tigers**  
600 Main Street  
Bridgeport, CT 06604  
(203) 334-60AL  
NHL Affiliation: New York Islanders  
Web: soundtigers.com  
Twitter: @TheSoundTigers



**Iowa Wild**  
730 Third Street  
Des Moines, IA 50309  
(515) 564-8700  
NHL Affiliation: Minnesota Wild  
Web: iowawild.com  
Twitter: @IAWild



**Charlotte Checkers**  
210 E. Trade St., Suite E480  
Charlotte, NC 28202  
(704) 342-4-ICE  
NHL Affiliation: Carolina Hurricanes  
Web: gocheckers.com  
Twitter: @CheckersHockey



**Laval Rocket**  
1275 St-Antoine St West  
Montreal, QC H3C 5L2  
1-855-595-2200  
NHL Affiliation: Montreal Canadiens  
Web: rocketlaval.com  
Twitter: @RocketLaval



**Chicago Wolves**  
2301 Ravine Way  
Glenview, IL 60025  
(847) 724-60AL  
NHL Affiliation: St. Louis Blues  
Web: chicagowolves.com  
Twitter: @Chicago\_Wolves



**Lehigh Valley Phantoms**  
701 Hamilton Street  
Allentown, PA 18101  
(610) 224-60AL  
NHL Affiliation: Philadelphia Flyers  
Web: phantoms hockey.com  
Twitter: @LVPhantoms



**Cleveland Monsters**  
Quicken Loans Arena  
Cleveland, OH 44115  
(216) 420-0000  
NHL Affiliation: Columbus Blue Jackets  
Web: lakeeriemonsters.com  
Twitter: @MonstersHockey



**Manitoba Moose**  
345 Graham Avenue  
Winnipeg, MB R3C 5S6  
(204) 987-PUCK  
NHL Affiliation: Winnipeg Jets  
Web: moosehockey.com  
Twitter: @ManitobaMoose



**Milwaukee Admirals**  
510 West Kilbourne Ave, Suite B  
Milwaukee, WI 53203  
(414) 227-0550  
NHL Affiliation: Nashville Predators  
Web: milwaukeeadmirals.com  
Twitter: @mkeadmirals



**Springfield Thunderbirds**  
45 Falcons Way  
Springfield, MA 01103  
(413) 739-6040  
NHL Affiliation: Florida Panthers  
Web: springfieldthunderbirds.com  
Twitter: @thunderbirdsaahl



**Ontario Reign**  
901 Via Piemonte, Suite 370  
Ontario, CA 91764  
(909) 941-PUCK  
NHL Affiliation: Los Angeles Kings  
Web: ontarioreign.com  
Twitter: @OntarioReign



**Stockton Heat**  
248 West Fremont Street  
Stockton, CA 95203  
(209) 373-1500  
NHL Affiliation: Calgary Flames  
Web: stocktonheat.com  
Twitter: @AHLHeat



**Providence Bruins**  
1 LaSalle Square  
Providence, RI 02903  
(401) 273-5000  
NHL Affiliation: Boston Bruins  
Web: providencebruins.com  
Twitter: @AHLBruins



**Syracuse Crunch**  
800 South State Street  
Syracuse, NY 13202  
(315) 473-4444  
NHL Affiliation: Tampa Bay Lightning  
Web: syracusecrunch.com  
Twitter: @SyracuseCrunch



**Rochester Americans**  
1 War Memorial Square  
Rochester, NY 14614  
(585) 454-5335  
NHL Affiliation: Buffalo Sabres  
Web: amerks.com  
Twitter: @AmerksHockey



**Texas Stars**  
2100 Avenue of the Stars  
Cedar Park, TX 78613  
(512) 60-STARs  
NHL Affiliation: Dallas Stars  
Web: texasstarshockey.com  
Twitter: @TexasStars



**Rockford Icehogs**  
300 Elm Street  
Rockford, IL 61101  
(815) 986-6465  
NHL Affiliation: Chicago Blackhawks  
Web: icehogs.com  
Twitter: @GoIcehogs



**Toronto Marlies**  
45 Manitoba Drive  
Toronto, ON M6K 3C3  
(416) 597-PUCK  
NHL Affiliation: Toronto Maple Leafs  
Web: marlies.ca  
Twitter: @TorontoMarlies



**San Antonio Rampage**  
One AT&T Center  
San Antonio, TX 78219  
(210) 444-5554  
NHL Affiliation: Colorado Avalanche  
Web: sarampage.com  
Twitter: @SARampage



**Tucson Roadrunners**  
175 W. Broadway Blvd.  
Tucson, AZ 85701-2011  
866-77-HOCKEY  
NHL Affiliation: Arizona Coyotes  
Web: tucsonroadrunners.com  
Twitter: @RoadrunnersAHL



**San Diego Gulls**  
7676 Hazard Center Drive, Suite 1075  
San Diego, CA 92108  
(619) 359-4700  
NHL Affiliation: Anaheim Ducks  
Web: sandiegogulls.com  
Twitter: @SDGullsAHL



**Utica Comets**  
400 Driskany Street West  
Utica, NY 13502  
(315) 790-9070  
NHL Affiliation: Vancouver Canucks  
Web: uticacomets.com  
Twitter: @UticaComets



**San Jose Barracuda**  
525 West Santa Clara Street  
San Jose, CA 95113  
(408) 287-7070  
NHL Affiliation: San Jose Sharks  
Web: sjbarracuda.com  
Twitter: @SJBarracuda



**Wilkes-Barre/Scranton Penguins**  
40 Coal Street  
Wilkes-Barre, PA 18702  
(570) 208-PENS  
NHL Affiliation: Pittsburgh Penguins  
Web: wbspenguins.com  
Twitter: @WBSPenguins



AHL TEAM MAP

# 2019-20 AHL TEAM LANDSCAPE



Bakersfield Condors • Belleville Senators • Binghamton Devils • Bridgeport Sound Tigers • Charlotte Checkers  
 Chicago Wolves • Cleveland Monsters • Colorado Eagles • Grand Rapids Griffins • Hartford Wolf Pack  
 Hershey Bears • Iowa Wild • Laval Rocket • Lehigh Valley Phantoms • Manitoba Moose • Milwaukee Admirals  
 Ontario Reign • Providence Bruins • Rochester Americans • Rockford IceHogs • San Antonio Rampage  
 San Diego Gulls • San Jose Barracuda • Springfield Thunderbirds • Stockton Heat • Syracuse Crunch  
 Texas Stars • Toronto Marlies • Tucson Roadrunners • Utica Comets • Wilkes-Barre/Scranton Penguins



# IN THE COMMUNITY





## COMMITMENT TO THE COMMUNITY

The Manitoba Moose Hockey Club participates in a variety of events every year that allow the organization and players to connect with our community. The team is active in the community by visiting schools, local hospitals and health centres, through numerous player and team mascot appearances, and by maintaining an open and interactive relationship with the team's supportive and passionate fan base.

True North's Community Relations and Promotions Team participated in 148 events last year, including Tim Hortons Camp Day, the Children's Hospital Teddy Bear Picnic, the Pride Parade, the Brain Tumour Foundation Walk, Canada Day celebrations, the Manitoba Stampede in Morris, Man., and so much more.

In addition to supporting the True North Youth Foundation, True North Sports + Entertainment is proud to contribute to many worthwhile events and causes in our community. Last season more than 600 packages were donated, which included jerseys, autographed memorabilia, team clothing, and specialty merchandise, benefitting more than 550 community groups and organizations. More than in charitable proceeds were donated to a variety of deserving community groups while also raising awareness for their worthwhile causes.

Each year the Winnipeg Jets and Manitoba Moose celebrate their fans at Fan Fest, a free event that gives fans of all ages an opportunity to watch on-ice training sessions and engage in live Q & A sessions with select players, coaches, and management, as well as participate in a number of other activities, win prizes, and get autographs. Last year's event welcomed more than 5,000 fans to the Bell MTS Iceplex.

### Share the Warmth

#### Share the Warmth

Fans are invited to bring gently used adult winter clothing to the Moose game in support of Siloam Mission. Moose fans donated 1,446 lbs. of winter clothing at the 2018 event. This season's Share the Warmth game is Sunday, Nov. 3 when the Moose host the Grand Rapids Griffins at Bell MTS Place.



#### Hockey Fights Cancer

The Moose, along with their American Hockey League peers and the National Hockey League, will honor those who have been impacted by cancer during the Hockey Fights Cancer campaign throughout the month of November. The month will be highlighted when the Moose face off against the Iowa Wild on Saturday, Nov. 2 in the club's Hockey Fights Cancer game.



#### Shutout Hunger

The Moose host a yearly food drive, taking place on the club's annual New Year's Eve game. Fans are invited to support Winnipeg Harvest, a local food bank, by donating non-perishable food items at the game. Last year, fans donated 6,118 lbs. of food.



#### Teddy Bear Toss

Now an annual tradition across hockey, the Moose host their Teddy Bear Toss, Saturday, Dec. 7 in support of the Christmas Cheer Board. Fans are invited to bring a new plush toy to throw on the ice during the first intermission. Last season saw 2,930 toys launched down to the ice, and \$2,196 donated by Moose fans.



#### Autism Awareness

The Moose Autism Awareness campaign takes place throughout the month of March. This season's campaign kicks off Sunday, March 1 when the Moose host the Chicago Wolves for the club's annual Autism Awareness game. Fans support the campaign by purchasing autism awareness themed autographed items, with proceeds supporting the St. Amant Foundation. The 2019 campaign raised \$9,4381 for the foundation.



#### Stick to Reading

As a wrap up to 'I Love to Read' month in February, the Moose visit schools throughout the city as part of the Stick to Reading program. Groups of players visit classrooms, read to the students and answer their questions in an effort to promote literacy.



# TRUE NORTH YOUTH FOUNDATION

The True North Youth Foundation (TNYF) is the charitable entity of True North Sports + Entertainment and the Winnipeg Jets. The foundation primarily supports three core self-run programs: Winnipeg Jets Hockey Academy (WJHA), Camp Manitou, and Project 11. The foundation was established in October 1996 as the Manitoba Moose Yearling Foundation, which it remained until prior to the 2011-12 hockey season.

Major events that help to fund the TNYF include the Winnipeg Jets Gala Dinner, the annual Winnipeg Jets Skills Competition, the Mike Keane Celebrity Hockey Classic, and the Flatlanders Beer Festival. Since inception, True North's charitable efforts have raised and disbursed nearly \$21 million. The contributions of every sponsor, donor, volunteer, employee, and partner resulted in the TNYF's ability to positively impact more than 42,000 Manitobans last year.

Guided by the shared mission, strategy, and values of True North Sports + Entertainment, the TNYF operates under the direction of a committed team of employees in partnership with a dedicated board of directors.



## PROJECT 11

Project 11 honours the memory of Rick "Ryp" Rypien, who was a valuable member of the Manitoba Moose, Winnipeg Jets, and of the True North family.<sup>1</sup>

Developed in collaboration with a variety of organizations and experts, Project 11 is an engaging cross-curricular prevention program targeting Manitoba's English Language Arts and Physical/Health Education outcomes. Using concepts such as practicing focusing the mind, increasing self-awareness of feelings and strengths, and building positive relationships, the goal of Project 11 is to help students develop positive coping skills to deal with the daily stressors of life while also enhancing their academic performance. Lessons and activities are designed to be easily adapted into teachers' yearly plans.

The program is available for free to all Manitoba teachers of Grades 5 to 8 classrooms, and following the pilot of kindergarten through Grade 4 curriculum in 2018-19, Project 11's K-4 program will fully launch in the fall of 2019 in both English and French. With the addition of the K-4 pilot, program participation grew immensely to include 325 schools, 1,200 teachers, and 30,000 students in 2018-19.

Following the success of the inaugural P11 Mental Wellness Summit in January 2018, the 2019 summit was moved from the Burton Cummings Theatre to Bell MTS Place to accommodate even more students. Despite inclement weather that prevented many students from coming, nearly 3,000 students took in the event which, through a variety of speakers, highlighted mental wellness as a community issue and showed students they are not alone in their stresses, worries, and challenges. Winnipeg Jets players Nikolaj Ehlers and Bryan Little returned to the event with several new and returning musicians, TV personalities, and athletes joining them to promote mental wellness.



## CAMP MANITOU

Camp Manitou is a year-round outdoor recreation facility operated by the True North Youth Foundation. With its forests, large grass playing field, and the Assiniboine River on three sides, the 28-acre property provides lots of space in which to enjoy nature, while being conveniently located just outside of Winnipeg in Headingley, Man.

The TNYF has been operating Camp Manitou since January 2014 and continued to invest in the grounds and amenities in 2018-19, building a new Welcome Centre and state of the art covered outdoor rink. The new structures will enhance camp programming, which is delivered with the goal of providing accessible and meaningful camp experiences to Manitoba children, youth, and community groups. Camp Manitou's attendance continued to grow with 913 campers attending summer camp in 2019, and 105 and 151 campers attending the season's new winter and spring break camps, respectively. Camp Manitou also welcomed 136 non-profit, school, community, and corporate groups to their grounds this past year, including through initiatives like Welcome to Winnipeg and the Canadian Deaf-Blind Camp.

## MAJOR FUNDRAISERS

The True North Youth Foundation relies on a variety of fundraisers to reinvest into its own community programs as well as into other local non-profit organizations. The TNYF's four main fundraisers are:

### Winnipeg Jets Gala Dinner

The Winnipeg Jets Gala Dinner is an unforgettable event for hockey enthusiasts and friends of the True North Youth Foundation. The dinner attracts professionals and corporations from both private and public sectors and includes a silent auction with the chance to win once-in-a-lifetime interactions with Winnipeg Jets players, among other unique prizes. This year's gala will take place on Oct. 23, 2019 on the event level of Bell MTS Place.

### Mike Keane Celebrity Hockey Classic


The Mike Keane Celebrity Hockey Classic allows rec hockey players to team up with former NHL greats to play hockey and raise funds for two great Manitoba causes. Proceeds from the event are shared between the True North Youth Foundation and Continuity Care. The event raised \$437,000 in 2019 and will celebrate its tenth anniversary on March 18 and 19, 2020.

### Flatlander's Beer Festival

Presented by Manitoba Liquor Marts, the Flatlander's Beer Festival celebrates the art of beer and provides an opportunity for many different breweries to showcase their products to Manitobans, all in support of the True North Youth Foundation. The 17th annual festival in 2018 was the biggest yet with more than 5,500 patrons sampling 375 beers and ciders and more than \$190,000 raised.

### 50/50

A staple at all Winnipeg Jets and Manitoba Moose home games, last year's regular season 50/50 draws raised \$3.84 million in support of the True North Youth Foundation and its youth-focused programming. Fan generosity raised an additional \$212,180 during the playoffs, which included #WPGWhiteout Street Parties and viewing parties.



## WINNIPEG JETS HOCKEY ACADEMY



The TSNF recognizes that challenges exist for many families to participate in the great game of hockey. The Winnipeg Jets Hockey Academy (WJHA) was created (formerly Lil' Moose) to provide children with the chance to play hockey while surrounded by their peers and positive role models. Participation barriers have been removed by providing programming staff, equipment, transportation, ice rentals, nutrition, and qualified on-ice instruction to all participants. Program extras include character development curriculum, tutoring, resume and job coaching, exposure to local post-secondary options and career opportunities, as well as field trips and guest speakers.

By providing children with an opportunity to experience the positive benefits of hockey, the foundation believes that students will have increased confidence to pursue their goals on and off the ice. The WJHA helps to encourage academic achievement and increase children's sense of belonging within their school community. WJHA students are shown to academically outperform the rest of their school population, which is an encouraging outcome that demonstrates the impact and value of this program.

Now in its 14th year, the WJHA continues to grow with 825 student athletes in Grades 2 through 12, from 24 schools in St. James-Assiniboia, Winnipeg One, and River East Transcona school divisions, and from Gonzaga Middle School, participating in the academy during the 2018-19 academic year. Over the years, full-circle benefits have been realized with WJHA students getting summer jobs at Camp Manitou and with TSNF partner organizations whose volunteers work closely with the program. The 2018-19 school year marked the second year of graduates who have journeyed through the entire WJHA program, the majority of whom started with the program in elementary school. This milestone affirms the program's long-standing vision of using hockey as a vehicle to help students engage in academics and ultimately graduate.

The program benefits from local businesses and organizations who have partnered with the WJHA to provide many volunteers and hours of service through its Living Philanthropy Program. This year's Living Philanthropy partners include Price Industries, Maple Leaf Construction, Birchwood Automotive Group, True North Sports + Entertainment, Princess Auto, Winnipeg Police Service, the RCMP, New Flyer, and Payworks.

## LEARN TO PLAY

The TSNF partnered with three Winnipeg school divisions to deliver a third season of the NHL/NHLPA's Learn to Play program last year which, with the help of Winnipeg Jets alumni, provides children who have never experienced hockey with the opportunity to play. Carefully chosen by their schools, more than 1,000 Grade 3 students each attended 10 Learn to Play sessions at their local community arena last year, with head-to-toe equipment provided by the program. Hockey Canada and Hockey Manitoba are also partners of the initiative, measuring individual progress during the program, as well as measuring the rate at which these students continue to pursue hockey following its completion. Building on the initiative, a two-month developmental program was offered to kids who showed interest in pursuing hockey beyond the program.

## MICK E. MOOSE

Mick E. Moose has always been an important member of the True North Sports + Entertainment family. Arriving in Winnipeg along with the Manitoba Moose in 1997, Mick E. has helped bring energy and excitement to live hockey games and community events all year long.

While Mick E.'s original jersey was retired in 2011 following the final season of the Manitoba Moose, the Winnipeg Jets proudly called him up to the NHL for their inaugural season in 2011-12. Mick E. remains a popular addition to the gameday experience at Bell MTS Place and last year made 150 community appearances at events across the province.





# **FACILITIES**



**UNTAMED**



# Bell MTS Place

As one of the modern facilities in Winnipeg's growing sports, hospitality and entertainment district (SHED), Bell MTS Place is a 15,000-plus-seat multi-purpose sports and entertainment arena.

Bell MTS Place boasts excellent sightlines from every seat, superb acoustics for concerts, and the best ambience and amenities for all kinds of sports such as NBA exhibition games, professional bull riding, Monster Jam, professional wrestling, and professional indoor soccer exhibitions, all which have played to audiences at Bell MTS Place. Winnipeg's busiest entertainment venue can accommodate up to 17,000 concert-goers and can just as easily be curtained down to create an intimate concert setting for audiences as small as 2,500.







## BELL MTS PLACE UPGRADES

True North Sports + Entertainment strives to offer superior patron experience at Bell MTS Place, constantly investing in renovations and upgrades every year. This year the Bell MTS Place skywalk connecting Portage Place and Cityplace along Hargrave Street, including the Cityplace bridge, received a complete makeover. New flooring, an LED lighting upgrade, and a new colour scheme now aligns the skywalk with the fit and finish of Bell MTS Place and the concourse renovation unveiled in October 2017. The result is a brighter and more durable space designed to withstand the heavy volume of foot traffic. These improvements are part of True North's multi-year venue improvement plan that in 2016 brought new ergonomic seating, improved sightlines, updated concessions and new digital technology that brings all the action to hundreds of big screens on all levels of Bell MTS Place.

Also new for the 2019-20 season is a full LED lighting replacement in the bowl. The latest technology in sport lighting brings new energy efficiency to the arena as well as improved lighting quality and features that will enhance all events hosted at Bell MTS Place and bring crisper colours and even higher definition to home viewers via HD broadcasts.

## RESTAURANTS AND LOUNGES


Bell MTS Place provides many exciting food and beverage options to choose from such as Freshii, Gourmet Burger, Carvery & Melts, Aviator's Grill, and much more. Patrons can enjoy a variety of beverage selections at the contemporary bar locations on the main south concourse and upper west and north concourses. Located on the northeast corner of event level of Bell MTS Place, the Exchange Restaurant is a full-service and fully licensed restaurant, perfect for meeting a few friends or a large group.



## BUDWEISER KING CLUB

The Budweiser King Club is a premium seating club lounge located at the north end of the lower bowl and including sections 124 to 127 and 223 to 228. The Budweiser King Club features exclusive "at your seat" bar and restaurant service and restrooms reserved just for those seated in the club section.

## BELL MTS PLACE SEATING CHART (MOOSE)



# Bell MTS Iceplex

## BELL MTS ICEPLEX

Bell MTS Iceplex is a 200,000-square-foot facility that serves as the official practice facility of the Winnipeg Jets and Manitoba Moose. It is also the home of the True North Youth Foundation's Winnipeg Jets Hockey Academy, which provides hockey programming to kids who otherwise couldn't afford to play. Consisting of four NHL regulation size rinks and the Ice Lab, a dedicated goalie training centre, Bell MTS Iceplex provides between 11,000 and 13,000 hours of ice time annually to minor hockey associations, adult recreation leagues, tournaments, summer camps, casual rentals, the Jets, Moose, and to the foundation. Bell MTS Iceplex is also a year-round multipurpose facility featuring high performance fitness and training facilities, a full-service pro shop, licensed restaurant and lounge, and conference facilities. Bell MTS Iceplex has been recognized as a Hockey Canada Centre of Excellence.



## ICEPLEX ADULT HOCKEY LEAGUE

The adult hockey league that operates out of the Bell MTS Iceplex, formerly known as the Winnipeg Jets Hockey League, was rebranded as the Iceplex Adult Hockey League in 2018-19. The league enters its ninth season of operation and is the official adult recreational hockey league of Bell MTS Iceplex, providing a pro experience to amateur adult hockey. The IAHL offers regularly scheduled games, online recorded stats and standings, four available regulation-sized NHL ice sheets, as well as in-game music before each game and during stoppages in play.

Spanning all 12 months of the year, the IAHL also offers a spring/summer season. All IAHL divisions bear the names of Winnipeg's hockey ambassadors including Joe Daley, Mike Keane, and Jimmy Roy.



## FOCUS FITNESS

Focus Fitness is a 6,600-square-foot facility located on the upper level of Bell MTS Iceplex that features the latest in exercise and sports conditioning equipment. Focus Fitness prides itself on training the highest number of professional athletes in the city as well as accommodating athletes from all sports and all levels of fitness and performance.

Focus Fitness features treadmills, spin bikes, cable columns, free weights, Olympic lifting platforms and over 3,200 square feet of turf. Focus Fitness incorporates proven old school tools and methods like tractor tires, sleds, battle ropes and kettle balls to ensure athletes are challenged to improve their total body strength and overall conditioning. From developmental ages to the pros, Focus Fitness is the premier training facility for helping you reach your goals and become the best version of yourself.



## THE PRESS BOX RESTAURANT & SPORTS BAR

The Press Box Restaurant & Sports Bar provides perfect above-the-action sightlines facing the Canadian Tire and RE/MAX ice sheets at Bell MTS Iceplex. With a licensed bar and full menu, the Press Box is a great place to take in the action and relive the memories after the games.

In addition to restaurant services, the Press Box Restaurant & Sports Bar proudly caters functions from 20 to 500 people, specializing in team windups, holiday parties, birthday parties, fundraisers, and corporate events. From corporate to casual, the Press Box catering team will make any event a success.



# BURTON CUMMINGS THEATRE

## BURTON CUMMINGS THEATRE FOR PERFORMING ARTS

Located on the edge of Winnipeg's Exchange District is one of Canada's most acclaimed live music and performance venues, the Burton Cummings Theatre for the Performing Arts. The theatre is named after the famed Winnipeg frontman of The Guess Who, Burton Cummings, and is now affectionately known as "the Burt". It is an immediate draw with its unique appeal, both visually and sonically. The 1,581 reserved-seat theatre, both a National Historic Site of Canada and Provincial Heritage site, was built in 1906. True North Sports + Entertainment assumed management and operating control of the venue in 2014 and purchased it in 2016. Over the decades, the vaudeville era theatre has staged ballets, operas, and Broadway-style shows to now modern-day concerts and events. Offering a vintage, yet carefully maintained interior space that includes a 70' vaulted ceiling and three levels of audience seating, the Burt provides an up-close and personal experience for both audiences and performers.

In April 2017, True North, along with Burton Cummings himself, announced a 15-year extension of the theatre's naming rights as well as a commitment from Cummings to perform a minimum of four concerts during this period, with proceeds going toward True North's long-term investment into the theatre and to patron experiences at the Burt. To date, True North has invested over \$1.2 million into the venue, including on air conditioning, seating, flooring, lighting, backstage renovations, accessibility upgrades, and digital display and signage additions.

## TRUE NORTH SQUARE

## TRUE NORTH SQUARE

True North Square is a transformative mixed-use development located kitty-corner to Bell MTS Place that will feature more than 1.5 million square feet of office, hotel, residential, retail, parking, and public plaza space in five towers, creating a new dynamic epicentre for Winnipeg's downtown. 242 Hargrave, a 17-storey office tower, opened in July 2018 and is currently home to lead tenants Thompson Dorfman Sweatman and Scotiabank, and will welcome MNP and Ceridian in fall 2019. 225 Carlton is a 25-storey premium residential tower featuring 194 rental suites that welcomed its first residents in July 2019. Phase two of the development is under construction and will include the Sutton Place Hotel & Residences located on Carlton Street with anticipated completion in late 2021/early 2022. The third phase of True North Square will see the development of the 19-storey tower that will serve as the North American headquarters for Manitoba-made insurance company Wawanesa.

One of the newest and most innovative additions to Winnipeg's food scene, Hargrave St. Market is set to open at True North Square in fall 2019. Inspired by cutting-edge food halls located across North America and Europe, the locally focused and chef-driven offerings include a full-service restaurant, a microbrewery, six culinary concepts and a boutique grocery store. Gusto North, Lake of the Woods Brewing Company, Yard Burger, The Good Fight Taco, Rose Bar, Saburo Kitchen, Miss Browns, Fools + Horses, and Mottola Grocery will offer something for everyone at True North Square.

