

MANCHESTER

MONARCHS



2013-14
MEDIA GUIDE

2013-14 SCHEDULE

OCTOBER

Sun	Mon	Tue	Wed	Thu	Fri	Sat
		1	2	3	4	5 SPR 7:00
6	7	8	9 POR 7:00	10	11 PRO 7:05	12 BRI 7:00
13	14	15	16	17	18 HFD 7:00	19 PRO 7:00
20 WBS 3:00	21	22	23 WOR 7:00	24	25 STJ 7:00	26 STJ 3:00
27	28	29	30	31		

NOVEMBER

Sun	Mon	Tue	Wed	Thu	Fri	Sat
					1 PRO 7:05	2 PRO 7:00
3	4	5	6	7	8 STJ 6:00	9 STJ 6:00
10	11	12	13 NOR 10:00 AM	14	15 POR 7:30	16 NOR 7:00
17	18	19	20	21	22 WOR 7:00	23 PRO 7:00
24 WOR 3:00	25	26	27	28	29 SPR 7:00	30 HFD 7:00

DECEMBER

Sun	Mon	Tue	Wed	Thu	Fri	Sat
1 BRI 3:00	2	3	4	5	6 PRO 7:05	7 POR 7:00
8 WOR 3:00	9	10	11	12	13 WOR 7:30	14 ADK 7:00
15 BRI 3:00	16	17	18	19	20 POR 7:00	21 BRI 7:00
22	23	24	25	26 POR 7:00	27	28 STJ 7:00
29 HFD 3:00	30	31 PRO 7:00				

JANUARY

Sun	Mon	Tue	Wed	Thu	Fri	Sat
			1	2	3 BNG 7:05	4 WBS 7:05
5 HER 5:00	6	7	8	9	10 BRI 7:00	11 ALB 5:00
12 PRO 3:05	13	14	15	16	17 STJ 6:00	18 STJ 6:00
19	20 STJ 6:00	21	22	23	24 WOR 7:00	25 POR 7:00
26 WOR 3:00	27	28	29	30	31 BNG 7:00	

FEBRUARY

Sun	Mon	Tue	Wed	Thu	Fri	Sat
						1 STJ 7:00
2 POR 1:00	3	4	5	6	7	8 PRO 7:00
9 ALB 3:00	10	11	12	13	14 WOR 7:00	15 HFD 7:00
16 STJ 3:00	17	18	19	20	21 SPR 7:00	22 POR 7:00
23 WOR 3:00	24	25	26	27	28 NOR 7:30	

MARCH

Sun	Mon	Tue	Wed	Thu	Fri	Sat
						1 NOR 7:15
2	3	4	5	6	7 ADK 7:00	8 PRO 3:00
9 HFD 3:00	10	11	12	13	14 BRI 7:00	15
16 WOR 3:00	17	18	19	20	21	22 SPR 7:00
23 HER 3:00	24	25	26	27	28 WOR 7:00	29 POR 7:00
30	31					

APRIL

Sun	Mon	Tue	Wed	Thu	Fri	Sat
		1	2	3	4 HFD 7:00	5 POR 3:00
6 WOR 3:00	7	8	9	10	11	12 POR 7:00
13 PRO 3:05	14	15	16	17	18 PRO 7:05	19
20 POR 4:00	21	22	23	24	25	26
27	28	29	30			



HOME



AWAY



TABLE OF CONTENTS

2013-14 Schedule	Inside Front Cover
Manchester Monarchs Staff Directory.....	4
Manchester Monarchs Team Information	5
Manchester Monarchs Management Bios	6
Los Angeles Kings Roster	18
Manchester Monarchs Roster	19
Manchester Monarchs 2013-14 Player Bios.....	20
Los Angeles Kings Prospects	58
Los Angeles Kings Team Information	62
Ontario Reign Team Information	63
American Hockey League Staff Directory & Rule Changes	63
AHL “A Tradition of Excellence”	64
Letter from AHL President/CEO Dave Andrews.....	66
AHL Alignment & Member Teams	67
Manchester Monarchs 2012-13 Season In Review	76
Manchester Monarchs All-Time Roster.....	83
Manchester Monarchs Roster By Number	86
Manchester Monarchs History & Records.....	88
Playoff History & Records	128
Monarchs Care Foundation	147
Media Procedures.....	150

Writer/Editor:	Kimberly Mueller
Design/Layout:	Kimberly Mueller, Everett Duke
Editorial and Layout Assistant:	Nick Chacos, Erik Simonsen
Photography:	Los Angeles Kings, Steve Babineau, Julianne Rainone
Some Data Collected From:	American Hockey League, hockeydb.com, LeagueStat.com, Los Angeles Kings
Copyright 2013 by:	Manchester Monarchs 66 Hanover Street, Suite 200 Manchester, NH 03101 www.manchestermonarchs.com Tel: 603-626-7825 • Fax: 603-626-7022



The Official Orthopaedic
Partner of the
Manchester Monarchs.



Visit us Online!
nhoc.com
603.883.0091

NASHUA
MANCHESTER
LONDONDERRY
AMHERST
SALEM





THE UNITED STATE OF NEW HAMPSHIRE

We are the people of PSNH. We are born of a spirit of collaboration, a rugged independence and a commitment to innovative ideas. Ideas that deliver reliable, clean and reasonably priced energy solutions for the families, businesses and communities of New Hampshire. Our Northern Wood Power biomass facility replaced a coal-fired boiler. Our commitment to Lempster Wind supports New Hampshire's first commercial wind farm. And the Northern Pass promises clean, renewable, reliable energy from the vast hydroelectric resources in Canada. Providing fuel diversity, stabilizing energy costs and lessening our reliance on fossil fuels, for our state and for our region. Since 1926, there's been one leading energy company dedicated to the public good in New Hampshire. And you're looking at it.

To learn more, visit www.psnh.com



**Public Service
of New Hampshire**

A Northeast Utilities Company

STAFF DIRECTORY

MANCHESTER MONARCHS

66 Hanover St., Ste. 200, Manchester, NH 03101

Ph: 603-626-7825 • Fax: 603-626-7022

www.manchestermonarchs.com

VERIZON WIRELESS ARENA

555 Elm Street, Manchester, NH 03101

www.verizonwirelessarena.com



ROB BLAKE
General
Manager/
Alternate
Governor



DARREN ABBOTT
President/
Governor



LUC ROBITAILLE
Alternate
Governor



MATT WELCH
Executive Vice
President



KIMBERLY MUELLER
Vice President of
Public Affairs



JASON JONES
Senior Director
of Ticket Sales



ASHLEY HOFFMAN
Director of
Season Ticket
Retention and
Service



DANIEL LYNCH
Director of
Finance
and Staff
Development



STEPHANIE LOEBL
Senior Manager
of Premium
Services



NICHOLAS VOLSKO
Business
Development
Manager



EVERETT DUKE
Marketing and
Digital Content
Manager



CODY MCGILICUDDY
Merchandise
Manager



ANDREW SAMEL
Video and Game
Operations
Coordinator



KAYLA ARGUIN
Community
Relations
and Event
Coordinator



BRENDAN DOYLE
New Business
Development
Executive



ANDREW YARNELL
Group Sales
Account
Executive



MATTHEW LABELLE
Group Sales
Account
Executive



RYAN LEACH
Group Sales
Account
Executive



GREGORY TROXELL
Ticket Package
Retention
Account
Executive



JESSICA GILLETTE
Ticket Service
and Operations
Representative



NATHAN DOWNER
Inside Sales
Representative



SIMON KRAUSS
Inside Sales
Representative



JOHN PAYNE
Inside Sales
Representative

STAFF DIRECTORY/TEAM INFORMATION

MEDICAL STAFF

Team Physician/Medical Director/Orthopedic Surgeon	Dr. James Vailas
Family Medicine	Dr. Brian Claussen
Neurologist	Dr. Keith McAvoy M.D.
Neuropsychologist.....	Dr. Art Maerlender
Chiropractor	Dr. Thomas Pratt
Dentist	Dr. Rick Vachon
Dentist	Dr. Joseph Sheehan
Oral & Maxillofacial Surgeon	Dr. Mark Hochberg
Periodontist	Dr. Douglas Katz
Dermatologist	Dr. Robert Posnick
Ear, Nose and Throat Surgeon	Dr. Jeffrey Byer
ER MD	Dr. Tom Scott
General/Vascular Surgeon	Dr. William Clutterbuck
Ophthalmologist.....	Dr. Randall Brown
Urologist	Dr. Alfred Bertagnoli
Physicians Assistant (Orthopedics)	Scott Evans, PA-C
Physicians Assistant (Family Medicine)	Dave Pendleton, PA-C

BROADCASTER

Radio Play-by-Play Announcer	Ken Cail
------------------------------------	----------

TEAM INFORMATION

2012-13 Record	37-32-3-4, 81 pts
	3rd/Atlantic Division
	7th/Eastern Conference
Founded	June 2000
Home Ice	Verizon Wireless Arena
Opened	November 15, 2001
Seats for Hockey	9,852
Rink Dimensions	200' x 85'
Press Box Location	Second Suite Level, Suite #27
Press Box Phone	(603) 626-4625
Team Colors	Purple, Gold, Silver, Black, White
Radio Flagship	WGIR 610 AM
NHL Affiliate	Los Angeles Kings
ECHL Affiliate	Ontario Reign

EXECUTIVE OFFICE

OWNERSHIP

PHILLIP F. ANSCHUTZ

Owner - Los Angeles Kings, Manchester Monarchs, AEG

Philip F. Anschutz assumed ownership of the Los Angeles Kings in October of 1995. Mr. Anschutz, 73, is owner of The Anschutz Corporation, Denver, Colorado. The company's major business interests are in the fields of natural resources, transportation, real estate development, lodging, entertainment and communications.

EDWARD P. ROSKI, JR.

Owner - Los Angeles Kings, Manchester Monarchs, AEG



As President and Chairman of the Board of one of the oldest and largest privately held real estate companies in the United States, Edward P. Roski, Jr., took over ownership of the Los Angeles Kings with Philip F. Anschutz in October, 1995. Mr. Roski's expertise in real estate development played a key role as he helped lead the L.A. Arena Company's efforts to create STAPLES Center in Los Angeles.

His company, Southern California-based Majestic Reality Co., was built upon the entrepreneurial vision of his father, Edward P. Roski, Sr., who founded the company in 1948. Majestic, whose corporate offices are located in Los Angeles, has long been a top developer in the area, owning approximately 70 million square feet of commercial real estate across the United States.

A graduate of the University of Southern California in 1962 with a Bachelor of Science degree in finance and real estate, Mr. Roski served as an officer in the United States Marines from 1962 to 1966. Born and raised in Southern California, he is also a graduate of Loyola High School.

Mr. Roski's other involvements include serving on the Board of Governors of the Bowers Museum of Cultural Art; Natural History Museum of Los Angeles County; Board of Trustees of the Los Angeles County Museum of Art; Board of Trustees of the California Science Center; Board of Trustees of National Geographic Society; Board of Directors of the Los Angeles Sports & Entertainment Commission; Board of Regents, Loyola High School and Chairman Emeritus of the Board of Trustees at the University of Southern California.

An avid cyclist and mountain climber, Mr. Roski and his wife, Gayle, live in Los Angeles.

KINGS MANAGEMENT

DAN BECKERMAN

President, CEO - AEG

Alternate Governor - Los Angeles Kings



Dan Beckerman serves as President and Chief Executive Officer for AEG, one of the world's leading presenters of sports and entertainment programming, and as Alternate Governor of the Los Angeles Kings.

In addition to oversight of key AEG divisions such as AEG Facilities, AEG Live, AEG Sports, AEG Global Partnerships, AEG Europe, AEG China and AEG Digital (including the AXS platform), Beckerman, who reports directly to AEG Founder and Chairman Philip Anschutz, oversees long range planning, acquisitions, financial oversight and corporate governance while serving on the six member committee that constitutes AEG's Office of the Chairman.

Beckerman most recently served as Chief Operating Officer and Chief Financial Officer for AEG. In this capacity, his responsibilities included overseeing the day-to-day operations for AEG and fiscal planning for its subsidiaries including STAPLES Center, the Los Angeles Kings, both of the company's MLS franchises (where he will continue to serve as a member of the league's Board of Governors), two minor league hockey franchises, international holdings and AEG Live, the firm's "live" entertainment division. He was also responsible for the financial oversight, long range planning and debt financing for AEG's development projects throughout the world, including The O2 arena and sports & entertainment district (London), The O2 World arena (Berlin), Sprint Center (Kansas City), Nokia Theatre L.A. LIVE and L.A. LIVE (a \$3 billion downtown Los Angeles sports & entertainment district) among others.

Since joining the organization in August 1997 as CFO of the Los Angeles Kings, Beckerman has played a key role in the investment of over \$5 billion to develop facilities such as STAPLES Center, LA LIVE, The O2 in London, O2 World in Berlin, the Marriott/Ritz-Carlton hotels, The StubHub Center and BBVA Compass stadium; the operations of over one dozen sports franchises worldwide; and the creation of AEG Live, the country's second largest live entertainment promotion entity. In each case, he was responsible for financial planning, budgeting, financial reporting and overall analysis for all matters pertaining to

each division or company's business plan.

Prior to joining AEG, Beckerman served as Vice President, Finance for the Los Angeles Clippers for two seasons where he was responsible for all financial matters. Previously, he worked as a senior accountant at Arthur Andersen in Los Angeles where he specialized in corporate taxation.

Beckerman received his MBA in Finance from the Anderson School at UCLA. In 1992, he graduated with honors from UCLA with a Bachelors Degree in Economics. He lives in Westwood with his wife and two daughters.

LUC ROBITAILLE

President, Business Operations – Los Angeles Kings

Alternate Governor – Manchester Monarchs



Luc Robitaille – a member of the Hockey Hall of Fame – is the highest scoring left wing in NHL history and the all-time Kings leader in goals scored. He is in his seventh season as Kings President, Business Operations.

Robitaille, who had his popular No. 20 jersey retired by the Kings on January 20, 2007, is one of the greatest players in NHL history. He played 19 seasons in the NHL – including 14 with the Kings – and in 1,431 career regular season games with the Kings, Detroit Red Wings (where he won a Stanley Cup in 2002), New York Rangers and Pittsburgh Penguins, had 1,394 points (668-726=1,394). In 159 playoff games, he had 127 points (58-69=127).

Since retiring as a player and assuming his current front office executive position, Robitaille has had a tremendous impact on the Kings business operations department, especially in the areas of sponsorship sales and renewal, fan and customer relations, game entertainment, media relations and broadcasting. Since 2007-08, the Kings have increased their number of sellouts at STAPLES Center each full season, and the team entered the 2013-14 season with 68 consecutive home sellouts while enjoying record revenues. Robitaille has been at the front of a revamped Kings community relations department including the club's strategic Kings Care community partnerships, which is highlighted by the Kings' \$500,000 commitment to the Children's Hospital Los Angeles' blood program. Last season, the Kings Care Foundation raised a record \$1.3 million dollars. He has also helped direct the reorganization of the LA Kings Alumni Association while helping spearhead the popular Legends Night Series.

Serving as an Alternate Governor with the Kings, he is an active liaison when it comes to the Kings' communication with the National Hockey League. He has been a driving force behind unique events including LA Kings Hockey Fest and the 2010 NHL Entry Draft at STAPLES Center. On January 25, 2014, the Kings will host the Anaheim Ducks in a regular-season outdoor NHL game at Dodger Stadium as part of the 2014 Coors Light NHL Stadium Series. The event – with a capacity of approximately 53,000 seats – will be the first outdoor regular season NHL game played in the U.S. west of the Mississippi River and the first in California.

Robitaille, as a player, was honored with several awards and he set numerous records throughout his long and distinguished career. In addition to being the highest scoring left wing in NHL history, a mark he set in a Kings uniform with his 1,370th point to pass Hall-of-Famer John Bucyk on March 22, 2004, Robitaille holds the NHL record for left wingers for most goals (668). He is also 12th overall in NHL goal scoring with 668 goals (he was second among active players at the time of his retirement to former Red Wings teammate Steve Yzerman), 21st overall in NHL scoring with 1,394 points and he is the only left wing in NHL history to record eight consecutive 40-goal seasons (all with the Kings).

With the Kings, Robitaille ranks second all-time in games played (1,077), second in points (1,154) and fourth in assists (597). On January 19, 2006, Robitaille set the Kings all-time record for goals when his 551st goal as a King surpassed Marcel Dionne. In 1,077 total regular season games as a King, Robitaille had 557 goals and 1,154 points.

Robitaille, 47, was selected by the Kings in the ninth round (171st overall) of the 1984 NHL Entry Draft. As a rookie, the Montreal native became the first King to win the Calder Memorial Trophy and he was named to the NHL's All-Rookie Team. Later he helped lead the Kings to the club's first trip to the Stanley Cup Final in 1993 and that season, Robitaille set NHL records for the most goals (63) by a left wing and for the most points (125) by a left wing, a mark that still stands.

Robitaille would go on to reach other milestones in a Kings uniform, including his 500th career goal in 1999 and his 1,000th game as a King in 2004. When Robitaille had his jersey retired by the Kings, he became just the fifth player to be so honored (joining Wayne Gretzky, Dave Taylor, Dionne and Rogie Vachon). On June 23, 2009, Robitaille – an eight-time All-Star – was selected for the Hockey Hall of Fame. He was inducted into the Hall with former teammates Steve Yzerman, Brett Hull and Brian Leetch in Toronto along with Lou Lamoriello.

Robitaille has also immersed himself into the Southern California community. Always one of hockey's most active and accessible Kings, Luc and his wife Stacia are the co-founders of a non-profit organization, Echoes of Hope. Founded in 2007, Echoes of Hope strives to awaken the spirit of hope in the lives of at-risk and emancipated foster youth by providing the resources, knowledge, skills, love and support they need to reach their full potential (www.echoesofhope.org).

Luc and Stacia have two sons, Steven and Jesse. They reside in Santa Monica.

EXECUTIVE OFFICE

DEAN LOMBARDI

President, General Manager – Los Angeles Kings



The Kings entered into a new executive era on April 21, 2006, when the club named Dean Lombardi as the eighth General Manager in Kings history. Now a veteran of 26 NHL seasons in the front office as an executive and a pro scout, Lombardi's well-earned reputation for being one of hockey's true visionaries was instrumental in the Kings winning their first Stanley Cup in franchise history.

Lombardi – formerly a member of the San Jose Sharks front office for 13 years, including seven seasons as General Manager and, prior to joining the Kings, a Pro Scout for the Philadelphia Flyers – brought to the Kings a solid track record of success, building from within, and of development on the ice and infrastructure off the ice. As the club's President/General Manager, he is responsible for all hockey operations decisions, including all NHL player-personnel moves, directing the professional and amateur scouting staffs, negotiating all contract matters and overseeing the Manchester Monarchs.

Lombardi is now in his eighth season with the Kings, and due to the hard and patient work of Lombardi and his staff, the Kings are established and in a position where they are among the NHL's elite teams annually. This is the direct result of Lombardi's first actions on the job with the Kings as he immediately went to work on building his club's reserve list, a methodical process that initially focused heavily on the need to improve the backend.

At the draft table, the Kings used 38 overall selections from 2006-09 and 62 total since Lombardi was appointed to his position, including eight in the first round, eight in second round and 10 in the third round.

Lombardi has clearly valued the draft more than any other GM in Kings history and the talent the Kings have drafted is the envy of hockey clubs around the league. Kings players selected by Lombardi and staff include: Drew Doughty, Jonathan Bernier, Wayne Simmonds, Alec Martinez, Dwight King, Trevor Lewis, Brayden Schenn, Kyle Clifford, Slava Voynov and Jordan Nolan. During the early days of Lombardi's tenure, he resisted altering his plan as he also complimented the Kings' roster with another good young player – and defenseman – in Jack Johnson.

While the Kings were garnering top talent at the annual NHL Draft and beyond, they were honored. The Kings were graded as the club with the most successful drafts in the "Future Watch" category of the March 31, 2010 edition of The Hockey News. This marked the second straight season the Kings were selected by The Hockey News as the top-ranked NHL club in that category. The Hockey's Future website tabbed the Kings as the top organization in the NHL in terms of prospects in their spring 2011 rankings.

Meanwhile, Lombardi was also identifying a core group of players in Los Angeles to build around – a group that ultimately helped bring the Stanley Cup to Los Angeles in 2012 followed by a return trip the Western Conference Finals last year, the first time the Kings have reached the third round two years in a row. Anze Kopitar and Dustin Brown are elite NHL forwards who continue to improve their all-around games and grow together at this level. They have helped carry the offensive load for the Kings the past few seasons, supporting Jonathan Quick in net, while some of the younger prospects matured and gained valuable experience.

With a young, solid core in place – a core that also features great character – Lombardi has been able to compliment that group with key veterans who sport a winning track record. Players such as Mike Richards, Jeff Carter, Jarret Stoll, Matt Greene, Rob Scuderi, Justin Williams, Robyn Regehr and Willie Mitchell have all been acquired by the Kings and Lombardi through trade or free agency.

In 2009-10, the hard work and effort started to pay off. The Kings earned 101 points, which was 22 more points than the year before and the fourth straight year they had improved their point total. Lombardi's hiring of veteran Head Coach Terry Murray in 2008 also helped the Kings develop a defensive-first mentality as the club's shots-against-average improved by decreasing for three straight years.

In 2011, the Kings again qualified for the playoffs and during the 2009-10 and 2010-11 seasons the Kings totaled 199 points, the most ever by the franchise in two consecutive seasons. During those three seasons the Kings registered 294 points, a franchise record, and last year the Kings again had a winning record. Lombardi also made the move during December of 2011 to hire Darryl Sutter as Head Coach, as the veteran bench boss went 25-13-11 during the regular season and 16-4 during their historic playoff run.

The Kings roster, as constructed by Lombardi, also features several core players who want to play in Los Angeles, as noted in their most recent contract signings: Brown (six years and then an eight year contract extension this past summer), Greene (five), Kopitar (seven), Stoll (four years and then three more years), Williams (four), Doughty (eight), Regehr (two), Colin Fraser (two), Voynov (six) and Quick (franchise-record 10 years). In addition, Richards has seven years left on his contract and Carter has nine years left on his contract.

Lombardi is aided by a talented staff, which is led by Rob Blake (who replaced Ron Hextall in the summer of 2013), Jack Ferreira and Jeff Solomon on the hockey operations side, and Mark Yannetti, Michael Futa, Rob Laird and Christian Ruuttu on the scouting side. The Kings scouting staff has grown as a unit over the years as they have built incredible cohesiveness and continuity. Once the annual draft is completed, the work by the club's development staff – led by Nelson Emerson, Mike O'Connell, Kim Dillabaugh, Mike Donnelly, Daryl Evans and Glen Murray – begins, as the Kings look to help young prospects develop and find their identity as they take part in summer development camps and the team's rookie camp/tournament. The development team also works with prospects year-round at Manchester and with drafted players while the team stresses conditioning and off-ice training more than ever before.

During his tenure as GM in San Jose from 1996-03, Lombardi helped build the Sharks into one of the premier NHL teams as they reached the playoffs five times – highlighted by two trips to the Western Conference Semifinals – and one Pacific Division title in 2002 after his club earned franchise-record 99 points. The Lombardi-led Sharks in 2002 also tied an NHL-record with six consecutive seasons of improved point totals (Bill Torrey/New York Islanders) while building a roster that became progressively younger in age each season.

EXECUTIVE OFFICE

One of the fore runners in engineering three-way trades, Lombardi's history in San Jose as it relates to trades/free agency is impressive too, and he hired Sutter to be the club's Head Coach in 1997 and Ron Wilson in 2002. From the NHL Draft, Lombardi was one of the first GMs in the NHL to consistently and aggressively maneuver up and down the draft boards, making multiple trades to enhance and improve his club's draft position.

An executive in the San Jose front office beginning in 1990, Lombardi first served as Assistant General Manager, a post he held the previous two seasons with the Minnesota North Stars, for the expansion Sharks before being elevated to Vice President, Director of Hockey Operations in 1992. Four years later, he was named Executive Vice President and General Manager and given the responsibility of turning around the young franchise.

In his first season at the helm, the 1996-97 campaign, the Sharks finished with the fourth most improved victory total in the NHL to begin Lombardi's impressive streak of year-by-year improvement, which included the five straight postseason appearances from 1998-02 when the Sharks were just one of seven NHL clubs to each qualify for the playoffs during that five-year stretch.

Prior to taking over as the club's GM, Lombardi helped the Sharks construct a team that posted the greatest single-season turnaround in NHL history when the 1993-94 Sharks earned 82 points and the franchise's first berth in the playoffs after the team improved by 58 points from the prior season. Another one of Lombardi's many highlights was the Sharks' 2000 first round playoff upset of St. Louis when San Jose, as the eighth seed, won a seven-game series over the Presidents' Trophy-winning Blues.

Born in Holyoke, Massachusetts, and raised in nearby Ludlow, Lombardi received his undergraduate degree from the University of New Haven where he finished third in his class. He was the hockey team's captain his final two seasons and he received a full athletic scholarship and the school's Student-Athlete of the Year Award. In 1985, Lombardi earned his Law Degree (with honors) from Tulane Law School where he specialized in Labor Law.

Prior to joining Minnesota, Lombardi spent three seasons as a player representative, including the representation of five members of the 1988 United States Olympic Team, and at the time he joined Minnesota's front office Lombardi was only the second former player agent to be employed in an NHL front office (Brian Burke/Vancouver Canucks was the other). He has also recently played an integral role for USA Hockey as a member of the Men's National Team Advisory Group to help select the staff and players for various international tournaments, including the 2014 and the 2010 Winter Olympics.

Dean and his wife Wandamae reside in Manhattan Beach.

KELLY CHEESEMAN

Chief Operating Officer - Los Angeles Kings



Kelly Cheeseman serves as the Chief Operating Officer (COO) for the Los Angeles Kings. In addition to the Kings, Cheeseman also serves as COO for AEG Sports which oversees multiple sports teams and events including the LA Galaxy (four-time MLS Champions), Amgen Tour of California (America's most successful cycling race), Bay to Breakers (a historic foot race founded in 1912) and several European hockey and soccer franchises.

Currently in his 12th year with the organization, Cheeseman's day-to-day role as COO for the Kings includes overseeing the Kings' various business departments with the goal of maximizing club revenues. His areas of oversight include Ticket Sales and Service, CRM and Analytics, Marketing, Digital, Game Presentation, Public Relations/Communications, Broadcasting, Fan Development, Community Relations and Human Resources.

As part of the senior executive leadership team within the Kings, Cheeseman has helped play an integral role in achieving record organizational success and setting a number of franchise records in Ticket Sales, Sponsorship and On-line Digital Metrics.

Prior to his role as COO, Cheeseman, most recently served as Senior Vice President of Ticket Sales and Service for the Kings and AEG Sports. He played an integral role within the Kings' business operations division as the club enjoyed unprecedented ticket sales and revenue. Cheeseman led the Kings Ticket Sales department that achieved records in many categories including number of sell outs in 2009-10, 2010-11 and 2011-12. Under his leadership since 2008, the Kings Season Ticket base has grown by 80 percent and achieved record renewal rates.

In addition to his focus on ticket sales, Cheeseman directed all Customer Retention and Service, Database Marketing and CRM initiatives, as well as Ticket Operations. He served as a member of the NHL Ticket Advisory Board and he is currently a Board Member for the Kings Care and LA Galaxy Foundations. He has also served as a guest speaker on numerous NHL and industry panels in recent years, speaking on Customer Retention, Database, New Business and Dynamic Pricing.

During his 12-year tenure at AEG, Cheeseman has been an integral part of the success of numerous high profile events in Los Angeles including championship boxing, tennis, lacrosse, soccer, cycling, track and field as well as the NHL All-Star Game, NHL Draft, NHL Premier in Europe and MLS Cup.

Before joining the Kings and AEG, Cheeseman worked for the Rancho Cucamonga Quakes (California League) as Marketing Manager with a focus on marketing and ticket sales.

A graduate of Northwood University in West Palm Beach, FL, Cheeseman earned a Bachelor of Arts degree in Marketing Management in 2000. At Northwood, he minored in Advertising and MIS. In 1996, he attended Seton Hall University in South Orange, NJ. In school, Cheeseman served as Senior Class President; was a Member of the Men's Varsity Baseball Team at both universities; was the 2000 Student Athlete of the Year (Northwood University) and was a member of Who's Who in College Students in North America in 2000.

Kelly and his wife, Andrea, reside in Redondo Beach.

EXECUTIVE OFFICE

MONARCHS MANAGEMENT

ROB BLAKE

Assistant General Manager - Los Angeles Kings

General Manager, Alternate Governor - Manchester Monarchs



Rob Blake is in his first season with the Kings as the club's Assistant General Manager as he was officially appointed to the position on July 18, 2013. He also serves as General Manager of the Manchester Monarchs, the Kings' primary affiliate in the American Hockey League.

In his new role with the Kings, Blake assists Dean Lombardi in all facets of the Kings Hockey Operations department, including contract negotiations, player personnel and overseeing the organization's top prospects.

On the ice, Blake played 14 of his 20 NHL seasons with the Kings (1990-01 and 2006-08), the San Jose Sharks (2008-10) and the Colorado Avalanche (2001-06), where he won a Stanley Cup in 2001. He recorded 777 points (240-537=777) in 1,270 regular season games while in 146 playoff games, he registered 73 points (26-47=73).

Blake, 43, served as the Kings captain from 1996-01 and again from 2007-08 (six total seasons). He helped lead the Kings to the Stanley Cup Final in 1993; won the franchise's first Norris Trophy in 1998; captured a gold medal at the 2002 Olympics; and he made seven trips to the NHL All-Star Game including four as a King.

He also is a two-time winner of the Kings Most Valuable Player Award (1997-98 and 1999-00); a six-time winner of the Kings Outstanding Defenseman Award (1990-91, 1991-92, 1992-93, 1993-94, 1997-98 and 1999-00); a winner of the Most Popular Player Award (1997-98); a winner of the Most Inspirational Award (1997-98); and he is a three-time winner of the Kings Community Service Award (1995-96, 1998-99 and 1999-00). He was named to the NHL's All-Rookie Team in 1991; named to NHL's First All-Star Team in 1998; and he was named to the NHL's Second All-Star Team three times including twice with the Kings.

Blake was originally selected by the Kings in the fourth round (70th overall) of the 1988 NHL Entry Draft. A native of Simcoe, Ontario, Blake played college hockey at Bowling Green State University. He made his NHL debut with the Kings during the 1989-90 season and his final game came in the 2010 postseason with the Sharks.

Most recently, Blake worked in the NHL's Player Safety department the last three years. He and his wife, Brandy, live in Manhattan Beach with their children Jack, Brooke and Max.

DARREN ABBOTT

President - Manchester Monarchs



Darren Abbott joined the Monarchs in February of 2010 after holding the position of President for the 2008-09 Kelly Cup champion South Carolina Stingrays for four seasons. Named to the position in South Carolina in April of 2006, Abbott was the recipient of the ECHL Executive of the Year for the 2007-08 season after being a finalist for the award following the 2006-07 season.

Prior to being named President of the Stingrays, Abbott was the Director of Public Relations and Broadcasting for seven seasons with the team. As the "Voice of the Stingrays", he was honored as the ECHL Broadcaster of the Year for the 2002-03 season and was the recipient of the ECHL Public Relations Award for the 1999-00 and 2000-01 seasons. He was also honored by the Charleston Metro Sports Council with the 2003 Charleston Area Sports Business Professional of the Year award.

The native of Canton, New York graduated from Mount Allison University in New Brunswick with a Bachelor of Arts Degree in Political Science and History in 1991. Following graduation, Abbott worked at the radio station, WSNN, in Potsdam, NY as the Assistant Sports Director before beginning his hockey career in 1996 with the Stingrays.

Abbott and his wife Claire live in Exeter, New Hampshire with their three sons, Charlie, Harry and Max.

HUBIE McDONOUGH

Director of Hockey Operations - Manchester Monarchs



Hubie McDonough, a native of Manchester, New Hampshire, is in his 13th season as the Director of Hockey Operations for the Manchester Monarchs. His responsibilities include overseeing all player movement between Manchester and their respective affiliates in Los Angeles, California, and Ontario, California, player immigration and team services. In all, McDonough worked with 14 members of the 2012 Stanley Cup Champion Los Angeles Kings team during their time in Manchester. Those 14 players include Jonathan Bernier, Dustin Brown, Kyle Clifford, Davis Drewiske, Dwight King, Trevor Lewis, Andrei Loktionov, Alec Martinez, Jordan Nolan, Scott Parse, Jonathan Quick, Brad Richardson, Slava Voynov and Kevin Westgarth.

McDonough, 50, served as the Director of Hockey Operations for the International Hockey League's Orlando Solar Bears before his appointment with the Monarchs in 2001. He helped guide the Solar Bears to the 2001 Turner Cup. Prior to that post, he served as an Assistant Coach for the Solar Bears during the 1999-00 season.

One of the most prolific goal scorers in small college ice hockey history while attending nearby Saint Anselm College, McDonough captured the small college Hobey Baker Memorial Award in 1985. At Manchester Memorial High School, McDonough, who remains Saint Anselm's all-time leading scorer, played for his father, Hubie Jr., before moving on to play at New Hampton Prep.

Signed by the Kings as a free agent in 1988, McDonough enjoyed a 13-year pro career that spanned 955 games, including 195 NHL contests with the Kings, the New York Islanders and the San Jose Sharks. He was named to the All-IHL Second Team twice (1992-93 and 1994-95) and played in two IHL All-Star Games (1994 and 1995). McDonough was selected as the Most Valuable Player in the 1995 IHL All-Star Game.

McDonough enjoyed nearly four seasons as a player in Orlando and was one of the team's most consistent performers. With him at center, the Solar Bears twice advanced to the Turner Cup finals (1996 and 1999), and they appeared in the IHL post-season during all four of his seasons there.

Hubie and his wife, Amy, reside in Bedford, New Hampshire, with their four children, Hayley, Ryan, Luke and Jack.

HOCKEY OPERATIONS

MARK MORRIS

Head Coach - Manchester Monarchs



Morris, 55, has been the bench boss for the Manchester Monarchs for seven seasons and holds titles for the winningest coach in team history with 290 regular season victories and 23 playoff wins as well as the title as the longest tenured coach in team history having coached 552 regular season games. Morris completed his first season as the Head Coach of the Monarchs by tying a franchise record for the most wins (51) and points (110) in team history. He and his staff have led the team to the club's most successful post-seasons to date, the Eastern Conference Final of the 2007 and 2010 Calder Cup Playoffs. Morris, along with former Assistant Coach Scott Pellerin, was selected to coach the PlanetUSA All-Star team at the 2010 AHL All-Star Classic held in Portland, Maine.

Morris recorded his 250th professional win as the Monarchs Head Coach with a 4-0 victory over the Worcester Sharks on March 31, 2012.

Morris coached 13 players from the 2012 Stanley Cup Champion Los Angeles Kings roster while they skated with the Monarchs. Jonathan Bernier, Kyle Clifford, Davis Drewiske, Dwight King, Trevor Lewis, Andrei Loktionov, Alec Martinez, Jordan Nolan, Scott Parse, Jonathan Quick, Brad Richardson, Slava Voynov and Kevin Westgarth all had their NHL careers aided by Morris' direction while in Manchester. Kings Stanley Cup Champion Willie Mitchell was also coached by Morris at Clarkson University.

There are numerous current NHL players that have also honed their skills as members of the Monarchs during Morris' tenure including Richard Clune (Nashville Predators), Thomas Hickey (New York Islanders), Matt Moulson (New York Islanders), Peter Harrold (New Jersey Devils), Tim Jackman (Calgary Flames), Jason LaBarbera (Phoenix Coyotes), Brian Boyle (New York Rangers) and Teddy Purcell (Tampa Bay Lightning).

Prior to being named Head Coach of the Monarchs, Morris began his professional hockey coaching career when he served as the Special Assistant Coach/Interim Strength and Conditioning Coach for the Vancouver Canucks from February 2003 to April 2003 under former NHL Head Coach Marc Crawford. Morris moved on to be the Interim Assistant Coach for the Saginaw Spirit Hockey Club of the Ontario Hockey League from November 2003 to March 2004.

A majority of Morris' amateur coaching career was spent in NCAA Hockey in the Eastern Collegiate Athletic Conference (ECAC) with the Clarkson University Golden Knights. He led the Golden Knights to 10 consecutive 20-plus win seasons during his 14 year reign as the Head Coach. Hired by Clarkson in 1988, Morris compiled an overall record of 306-156-42 in 504 regular season games and a playoff record of 39-19-1. His teams appeared in 14 Eastern Collegiate Athletic Conference tournaments, five ECAC League championships, three ECAC tournament championships, nine NCAA tournament appearances, one Frozen Four appearance, three Quarterfinal appearances and five First Round appearances. He is the winningest coach in the history of Clarkson University. His teams won eight ECAC titles in his 14 seasons as Head Coach. Morris received the ECAC Coach of the Year Award in 1991 and 2001. Twice he was a finalist for the prestigious Spenser Penrose Award, an honor bestowed upon the nation's top collegiate hockey coach. In 1999, his team won the first ever Humanitarian Award for their part in assisting their community with the devastating ice storm which hit the Northeast that winter. For the 2010-11 season, Morris was honored as a committee member to select the Top 50 ECAC Players of all time in celebration of the 50th year as a conference. The committee consisted of several noteworthy personalities who made their mark in hockey collegiately and professionally.

Morris has also served as a mentor to two current AHL Head Coaches. Pellerin was mentored by Morris for six seasons before he became the Head Coach for the Bridgeport Sound Tigers in 2012. Buffalo Sabres Head Coach Ron Rolston was also mentored by Morris at Clarkson University.

Prior to joining the Monarchs in July of 2006, Morris was the Director of Boy's Hockey, the Boy's Junior Hockey Coach and an Administrator (Admissions and Advancement) at Northwood School for two seasons. In 2004-05, Northwood finished the season with a record of 32-11-4. The following season, his team set a new school record for most wins in a season with a record of 40-8-0.

HOCKEY OPERATIONS

Morris is a 1977 graduate of Northwood School and a 1981 graduate of Colgate University. He lettered in hockey and golf. After graduation, Morris played three years of professional hockey after signing an NHL contract with the Kings. As a defenseman, he played for both the Central Hockey League's Dallas Black Hawks and the King's AHL affiliate, the New Haven Nighthawks, between 1981-1984. He began his coaching with Union College as the Men's Varsity Hockey Assistant Coach and Junior Varsity Coach for the 1984-85 season. That season the Dutchmen won the ECAC West Division II Championship. They were also Semi-Finalists in the NCAA Division III Championship.

Preceding his 14-year reign at Clarkson University, Morris served as the Men's Varsity Hockey Assistant Coach for the St. Lawrence University Saints for three seasons, 1985-88. The team made two ECAC playoff appearances, two NCAA playoff appearances and lost a double-overtime thriller to Lake Superior State University in the Frozen Four finals in 1988 at Lake Placid. Morris was inducted into the St. Lawrence Hall of Fame with the 1988 team. He is also an honored member of the Massena High School Hall of Fame.

Morris and his wife Cecily, a Family Court Judge, reside in Massena, New York and Manchester, New Hampshire. They are proud parents of four children, Michael, Emily, Leah and Kevin.

FREDDY MEYER

Assistant Coach - Manchester Monarchs



Meyer, 32, enters his second season with the Manchester Monarchs as the Assistant Coach after retiring from playing professional hockey as a defenseman in April 2012. Meyer is a veteran of 418 NHL and AHL games during a nine-year professional career from 2003-12. The native of Sanbornville, New Hampshire collected 20 goals and 53 assists for 73 points in 281 NHL games with the Philadelphia Flyers, the New York Islanders, the Phoenix Coyotes and the Atlanta Thrashers. He also registered 23 goals and 28 assists for 51 points in 137 career AHL games with the Philadelphia Phantoms and San Antonio Rampage. Meyer scored three goals and nine assists for 12 points in 31 games for Modo Hockey of the Swedish Elite League during the 2011-12 season before hanging up the skates and moving on to coaching.

Meyer was a member of the 2005 Calder Cup winning Phantoms that included current Kings forwards Mike Richards and Jeff Carter. The team was led on the bench by current Kings Assistant Coach John Stevens.

As a 2003 graduate of Boston University, Meyer was named to the Hockey East All-Rookie Team in 2000, was named to the NCAA East First All-American Team and to the Hockey East First All-Star Team in 2003. He signed his first professional contract as an undrafted free agent with the Flyers in 2003. In four seasons on the Terriers' blueline, Meyer scored 17 goals and 55 assists for 72 points in 126 games while recording 288 penalty minutes.

Meyer also represented the United States internationally on several occasions throughout his playing career. He skated with the 1999 U.S. Men's National Under-18 Team, the 2001 U.S. National Junior Team, the 2006 U.S. Men's National Team and the 2011 U.S. Men's Select Team.

Meyer is married to his wife Lindsey and they have two sons, Freddy (five) and Carter (four), and reside in Winchester, Massachusetts.

HOCKEY SUPPORT

MIKE HOLDEN

Equipment Manager - Manchester Monarchs



Mike Holden, 38, is in his 19th season of professional hockey and his 13th with the Manchester Monarchs. The native of Binghamton, New York, has worked on minor league equipment staffs for the New York Rangers, the New York Islanders and the Los Angeles Kings organizations. Holden worked his 1,000th professional hockey game when the Monarchs topped the Norfolk Admirals, 4-3, on February 27, 2007.

Mike and his wife, Kelly, have one son, Grayson, and reside in Weare, New Hampshire.

TREVOR SIMPSON

Assistant Equipment Manager - Manchester Monarchs



Trevor Simpson, 29, is entering his fourth season as the Assistant Equipment Manager for the Manchester Monarchs. Prior to joining the Monarchs, Simpson worked as the Equipment Manager for the Syracuse University's women's hockey team from 2008-10.

A native of Manchester, New Hampshire, Simpson is a 2008 graduate of the University of New Hampshire and worked as a student manager for the university's athletic department from 2006-08.

Trevor resides in Manchester, New Hampshire.

MICHAEL MUIR, CAT(C), ATC, CSCS

Head Athletic Trainer/Strength & Conditioning Coach - Manchester Monarchs



Michael Muir is entering his eighth season as the Athletic Trainer/Strength and Conditioning Coach for the Manchester Monarchs. Originally from Ottawa, Ontario, he is a graduate of Sheridan College in Oakville, Ontario, and Virginia Commonwealth University in Richmond, Virginia. With over 25 years of experience in the athletic training field and 16 of them with hockey, Muir provides a wealth of experience. He is certified with the Canadian Athletic Therapists Association, National Athletic Trainers Association and National Strength and Conditioning Association.

Michael and his wife Kim have two boys, Bohdi and Brady.

MATT LANE

Team Video Coordinator - Manchester Monarchs



Matt Lane, 29, is entering his seventh season as the Team Video Coordinator with the Manchester Monarchs. His daily duties include making highlights of each player from game night footage and to record games to show opponents tendencies at both intermission and during practices to coaches and players.

A native of Ipswich, Massachusetts, Lane graduated from Southern New Hampshire University in 2007 where he received a Bachelor of Science degree in Sport Management and a minor in Public Relations. During the 2006-07 season, Lane interned in the Monarchs Public Relations Department.


Matt resides in Hooksett, New Hampshire.

Block the light. Taste the difference.

Hood® Milk in the LightBlock Bottle®

Other milk bottles let in light that destroys your milk's taste and quality. But Hood's LightBlock Bottle protects your milk from the light, helping to keep it fresh, delicious, and full of the vitamins your family needs.

Always good.
Always



Visit us at **Hood.com** and become a fan
on Facebook at facebook.com/hphood



*he's ready to hit the slopes
we're ready to keep him healthy*

primary care

CMC's Primary Care medical professionals offer a full spectrum of services for your **entire family** and are ready to offer you the personalized, expert attention you deserve.

call today: **603.314.4750**
CatholicMedicalCenter.org

*caring for our community
in your community*

bedford

Family Health & Wellness Center
Granite State Internal Medicine
Willowbend Family Practice

goffstown

Goffstown Primary Care

hooksett

Hooksett Primary Care

manchester

Amoskeag Primary Care
Family Physicians of Manchester
Queen City Medical Associates
Webster Street Internal Medicine

+plus

Urgent Care
5 Washington Place, Bedford
Open 7 days a week;
No appointments necessary



PLAYER INFORMATION



LOS ANGELES KINGS ROSTER

No.	Player	Pos	S/C	Ht	Wt	DOB	Birthplace
23	Dustin Brown	RW	R	6-0	207	11/4/84	Ithaca, NY
17	Daniel Carcillo	LW	L	6-0	200	1/28/85	King City, ON
77	Jeff Carter	RW	R	6-4	212	1/1/85	London, ON
13	Kyle Clifford	LW	L	6-2	211	1/13/91	Ayr, ON
8	Drew Doughty	D	L	6-1	213	12/8/89	London, ON
5	Keaton Ellerby	D	L	6-5	220	11/5/88	Strathmore, AB
24	Colin Fraser	C	L	6-1	190	1/28/85	Sicamous, BC
21	Matt Frattin	RW	R	6-0	205	1/3/88	Edmonton, AB
2	Matt Greene	D	R	6-3	234	5/13/83	Grand Ledge, MI
74	Dwight King	LW	L	6-4	230	7/5/89	Meadow Lake, SK
11	Anze Kopitar	C	L	6-3	224	8/24/87	Jesenice, SVN
22	Trevor Lewis	C	R	6-1	198	1/8/87	Salt Lake City, UT
27	Alec Martinez	D	L	6-1	209	7/26/87	Rochester Hills, MI
33	Willie Mitchell	D	L	6-3	210	4/23/77	Port McNeill, BC
6	Jake Muzzin	D	L	6-3	214	2/21/89	Woodstock, ON
71	Jordan Nolan	C	L	6-3	221	6/23/89	St. Catharines, ON
32	Jonathan Quick	G	L	6-1	220	1/21/86	Milford, CT
44	Robyn Regehr	D	L	6-3	222	4/19/80	Recife, Brazil
10	Mike Richards	C	L	5-11	196	2/11/85	Kenora, ON
55	Jeff Schultz	D	L	6-6	225	2/25/86	Calgary, AB
54	Ben Scrivens	G	L	6-2	193	9/11/86	Spruce Grove, AB
28	Jarret Stoll	C	R	6-1	213	6/24/82	Melville, SK
26	Slava Voynov	D	R	6-0	194	1/15/90	Chelyabinsk, Russia
14	Justin Williams	RW	R	6-1	189	10/4/81	Cobourg, ON



MANCHESTER MONARCHS ROSTER

No.	Player	Pos	S/C	Ht	Wt	DOB	Birthplace
12	Andy Andreoff	LW	L	6-1	217	5/17/89	Pickering, ON
16	Sean Backman	RW	R	5-8	165	4/29/86	White Plains, NY
35	Jean-Francois Berube	G	L	6-1	170	7/13/91	Repentigny, QC
11	Hunter Bishop	F	L	6-0	196	9/5/87	Fairbanks, AK
7	Andrew Bodnarchuk	D	L	5-11	172	7/11/88	Drumheller, AB
2	Andrew Campbell	D	L	6-4	206	2/4/88	Caledonia, ON
27	Robbie Czarnik	C	R	6-0	188	1/25/90	Detroit, MI
4	Nick Deslauriers	D	L	6-1	230	2/22/91	LaSalle, QC
3	Derek Forbort	D	L	6-4	218	3/4/92	Duluth, MN
31	Martin Jones	G	L	6-4	189	1/10/90	North Vancouver, BC
48	Maxim Kitsyn	LW	L	6-2	192	12/24/91	Novokuznetsk, Russia
15	Brandon Kozun	RW	R	5-8	162	3/8/90	Los Angeles, CA
5	Vincent LoVerde	D	R	5-11	205	4/14/89	Chicago, IL
6	Colin Miller	D	R	6-0	173	10/29/92	Sault St. Marie, ON
1	Mathias Niederberger	G	L	5-11	170	11/26/92	Duesseldorf, Germany
23	Brian O'Neill	RW	R	5-8	165	6/1/88	Yardley, PA
41	Alex Roach	D	L	6-4	227	4/19/93	Quensel, BC
25	Scott Sabourin	RW	R	6-3	203	7/30/92	Orleans, ON
37	Nick Shore	F	R	6-0	195	9/26/92	Denver, CO
19	Jordan Weal	C	R	5-10	171	4/15/92	North Vancouver, BC





Andy ANDREOFF

LEFT WING

AGE: 22 (Turns 23 on May 17, 2014)
BORN: Pickering, Ontario
SHOOTS: Left
HEIGHT: 6'1"
WEIGHT: 217 lbs.


#12

2012-13 SEASON: Registered 26 points (13-13=26) while playing in a career-high 69 games... Led the team and posted a career-high with 111 penalty minutes...Tallied three points (0-3=3) in four games against the Springfield Falcons during the 2013 Calder Cup Eastern Conference Quarterfinals...Ranked first in assists on the Monarchs with three assists during the playoffs.

CAREER HIGHLIGHTS: Made his professional debut with the Monarchs on April 6, 2012...Scored his first professional goal with the Monarchs in a 4-2 victory against the St. John's IceCaps on April 15, 2012... Collected one point (1-0=1) in five regular season games with the Monarchs...Tallied two goals and registered two penalty minutes in four games against the Norfolk Admirals during the 2012 Calder Cup Eastern Conference Quarterfinals...Registered 58 points (22-36=58) and 88 penalty minutes in 57 games with the Ontario Hockey League's Oshawa Generals during the 2011-12 season...Recorded his 200th career OHL point, an assist, in a 4-3 shootout victory against the Kingston Frontenacs on February 11, 2012...Posted career-highs in goals (33), assists (42), points (75), penalty minutes (109) and plus/minus (plus-34) in the 2010-11 season...Finished second on the team in points with 75 (33-42=75) and tied for second in assists (42)...Tied for the team lead with 66 games played and led the Generals in penalty minutes (109)...Tallied 11 points (3-8=11) in 10 playoff games in the 2011 OHL Playoffs...Set a career-high in games played (67) during the 2009-10 season...Finished the 2009-10 season second on the team with 33 assists... Played in 66 games and tallied 25 points (11-14=25) and 37 penalty minutes with Oshawa during the 2008-09 season...Finished the 2008-09 season tied for fourth on the Generals in power play goals (five)...Split his rookie season (2007-08) between Oshawa and the Pickering Panthers of the Ontario Junior A Hockey League...Helped Oshawa advance to the OHL's Eastern Conference Semifinals in 2009.

TRANSACTIONS: Selected by the Los Angeles Kings in the third-round (80th overall) in the 2011 NHL Entry Draft...Signed a three-year entry level contract with the Los Angeles Kings on October 12, 2011.

Season	Team	Lge	REGULAR SEASON					PLAYOFFS				
			GP	G	A	Pts	PIM	GP	G	A	Pts	PIM
2007-08	Oshawa Generals	OHL	25	0	1	1	8	9	0	0	0	2
2007-08	Pickering Panthers	OPIHL	40	12	15	27	58	--	--	--	--	--
2008-09	Oshawa Generals	OHL	66	11	14	25	37	--	--	--	--	--
2009-10	Oshawa Generals	OHL	67	15	33	48	70	--	--	--	--	--
2010-11	Oshawa Generals	OHL	66	33	42	75	109	10	3	8	11	16
2011-12	Manchester Monarchs	AHL	5	1	0	1	4	4	2	0	2	2
2011-12	Oshawa Generals	OHL	57	22	36	58	88	6	1	3	4	4
2012-13	Manchester Monarchs	AHL	69	13	13	26	111	4	0	3	3	0
PRO Totals			74	14	13	27	115	8	2	3	5	2
NHL Totals			0	0	0	0	0	0	0	0	0	0
AHL Totals			74	14	13	27	115	8	2	3	5	2



Sean BACKMAN

RIGHT WING

AGE: 27 (Turns 28 on April 29, 2014)
BORN: White Plains, New York
SHOOTS: Right
HEIGHT: 5'8"
WEIGHT: 165 lbs.


#16

2012-13 SEASON: Collected 21 points (11-10=21) in 67 games for the American Hockey League's Bridgeport Sound Tigers...Recorded professional career-highs in both penalty minutes (40) and plus/minus (plus-4)...Tied for fifth on the team with 11 tallies...Finished fifth on the team in overall plus/minus (plus-4).

CAREER HIGHLIGHTS: Recorded 18 points (7-11=18) and 20 penalty minutes in 66 games for the Sound Tigers during the 2011-12 regular season...Appeared in three games for the Sound Tigers during the 2012 playoffs...Registered four points (2-2=4) in five games with the ECHL's Idaho Steelheads during the 2010-11 season...Tallied 23 points (7-16=23) and 20 penalty minutes in his first professional season playing for the AHL's Texas Stars in 2010-11...Scored his first professional goal and point against the Lake Erie Monsters on October 22, 2010...Recorded career-highs in assists (16) and points (23) with the Stars...Collected six penalty minutes in six games during the 2011 Calder Cup West Division Semifinals...Recorded 126 points (77-49=126) and 110 penalty minutes in 122 games with the Yale Bulldogs from 2006-10...Finished second on the Bulldogs in goals (21) and fifth on the team in total points (35) during the 2009-10 season...Awarded First-Team All-ECAC for the 2009-10 season...Led Yale in goals (20), finished second in penalty minutes (44), and placed third in total points (33) during the 2008-09 season...Led the Bulldogs in both goals (18) and points (27) during the 2007-08 season...Led the team in goals (18) and points (31) while placing second in assists (13) during his freshman year at Yale...Named to the All-ECAC Hockey Rookie Team for the 2006-07 season.

TRANSACTIONS: Signed to first professional contract with the Dallas Stars on March 30, 2010...Signed a one-year contract with the New York Islanders on August 8, 2011...Resigned a one-year contract with the Islanders on July 16, 2012...Signed to a one-year contract with the Monarchs on August 21, 2013.

Season	Team	Lge	REGULAR SEASON					PLAYOFFS				
			GP	G	A	Pts	PIM	GP	G	A	Pts	PIM
2005-06	Green Bay Gamblers	USHL	57	29	27	56	30	3	0	0	0	6
2006-07	Yale University	ECAC	29	18	13	31	38					--
2007-08	Yale University	ECAC	32	18	9	27	16					--
2008-09	Yale University	ECAC	32	20	13	33	44					--
2009-10	Yale University	ECAC	29	21	14	35	12					16
2010-11	Texas Stars	AHL	67	7	16	23	20	6	0	0	0	6
2010-11	Idaho Steelheads	ECHL	5	2	2	4	4	--	--	--	--	--
2011-12	Bridgeport Sound Tigers	AHL	66	7	11	18	20	3	0	0	0	0
2012-13	Bridgeport Sound Tigers	AHL	67	11	10	21	40	--	--	--	--	--
PRO Totals			205	27	39	66	84	9	0	0	0	6
NHL Totals			0	0	0	0	0	0	0	0	0	0
AHL Totals			200	25	37	62	80	9	0	0	0	6



Jean-Francois BERUBE

GOALTENDER

AGE: 22 (Turns 23 on July 13, 2014)
BORN: Repentigny, Quebec
CATCHES: Left
HEIGHT: 6'1"
WEIGHT: 170 lbs.

#35

2012-13 SEASON: Registered a 15-6-2 record, a 2.24 goals-against-average, a .910 save percentage and one shutout with the ECHL's Ontario Reign in 24 games during the 2012-13 season...One of seven goaltenders to play for the Reign...Posted a 0-2-0 record with a 4.32 goals-against-average and .870 save percentage in two games with the Monarchs 2012-13 campaign.

CAREER HIGHLIGHTS: Collected a record of 17-13-4 in 37 appearances for the ECHL's Ontario Reign... Finished the season with a 2.87 goals-against-average and a 0.907 save percentage...Tied for second in the league with four shutouts...Appeared in 50 games with the Quebec Major Junior Hockey League's Montreal Juniors during the 2010-11 season...Collected a record of 32-7-8 with a 2.60 goals-against-average, a .902 save percentage and three shutouts with the Juniors...Ranked second in the QMJHL with 32 wins, fourth with a 2.60 goals-against-average, tied for fifth with three shutouts and ranked sixth with a .902 save percentage...Led QMJHL goaltenders with 10 shootout appearances, collecting a 5-5 record...Named the Vaughn Canadian Hockey League Goaltender of the Week for the week ending January 23, 2011 by registering two wins, one shutout, a 0.50 goals-against-average, a .977 save percentage and stopping 42-of-43 shots...Collected a 6-4-0-0 record, a 2.79 goals-against-average, a .901 save percentage and two shutouts in 10 games during the 2011 playoffs...Led the QMJHL in the playoffs with two shutouts...Made his professional debut with the Monarchs against the Bridgeport Sound Tigers on April 2, 2010...Collected his first professional win in his debut against the Sound Tigers, stopping 23-of-24 shots and allowing just one goal...Posted a 2-1-0 record, a 3.67 goals-against-average and a .855 save percentage in three games with the Monarchs during the 2009-10 season...Appeared in 45 games for the Juniors that same year...Posted a 17-23-0 record, 3.03 goals-against-average, .897 save percentage and one shutout with the Juniors...Served as the back-up goaltender for the Juniors during the 2008-09...Registered a 6-7-2 record, a 2.66 goals-against-average, a .907 save percentage and one shutout in 20 games that season.

TRANSACTIONS: Selected by the Los Angeles Kings in the fourth-round (95th overall) in the 2009 NHL Entry Draft...Signed an amateur tryout agreement with the Monarchs on April 2, 2010...Signed a three-year entry-level contract with the Los Angeles Kings on May 23, 2011.

Season	Team	Lge	GP	Min	GA	EN	SO	GAA	W	L	T/SOL	Svs	Pct
2008-09	Montreal Juniors	QMJHL	20	1059	47	1	1	2.66	6	7	2	456	0.907
2009-10	Manchester Monarchs	AHL	3	180	11	0	0	3.67	2	1	0	65	0.855
2009-10	Montreal Juniors	QMJHL	45	2393	121	5	1	3.03	17	23	0	1057	0.897
2010-11	Montreal Juniors	QMJHL	50	2935	127	0	3	2.6	32	7	8	1168	0.902
2011-12	Ontario Reign	ECHL	37	2091	100	2	4	2.87	17	13	4	974	0.907
2012-13	Ontario Reign	ECHL	24	1418	53	1	1	2.24	15	6	2	534	0.91
2012-13	Manchester Monarchs	AHL	2	97	7	0	0	4.32	0	2	0	47	0.87
PRO Totals			66	3786	171	3	5	2.71	34	22	6	1620	0.905
NHL Totals			0	0	0	0	0	0.00	0	0	0	0	0.000
AHL Totals			5	277	18	0	0	3.90	2	3	0	112	0.862



FlyManchester.com



MASTERING HASSLE-FREE TRAVEL



Manchester·Boston
REGIONAL AIRPORT

With easy access, affordable parking and free Wi-Fi, Manchester-Boston Regional Airport is the perfect choice for travelers seeking a hassle-free experience from roadway to runway.



UNITED



SOUTHWEST



DELTA



Official Wireless Provider of the Manchester Monarchs

GET CHARGED UP FOR THE GAME!

Visit the Verizon Wireless
charging station behind sections 104/105
for a FREE Charge.

Verizon Wireless now offers
select accessories at the
Arena Charging Booth.



Droid Ultra by  **MOTOROLA**
Powered by 4G LTE.

Chargers not available on-site for all models; Visit the Verizon Wireless table for more details.

DROID is a trademark of Lucasfilm, Ltd. and its related companies. Used under license.

Unauthorized use or duplication of these marks is strictly prohibited by law. © 2013 Verizon Wireless.



New Hampshire
**ORTHOPAEDIC
CENTER**™

Visit us Online!

nhoc.com

603.883.0091

The Official Orthopaedic
Partner of the
Manchester Monarchs.



NASHUA
MANCHESTER
LONDONDERRY
AMHERST
SALEM





Hunter BISHOP

FORWARD

AGE: 26 (Turns 27 on September 5, 2014)
BORN: Fairbanks, Alaska
SHOOTS: Left
HEIGHT: 6'0"

#11

2012-13 SEASON: Tallied five points (3-2=5) and 22 penalty minutes in 24 games for the Monarchs...Appeared in four games with Manchester during the 2013 Calder Cup Eastern Conference Quarterfinals...Held scoreless in three games with the American Hockey League's Lake Erie Monsters and one game with the AHL's Rochester Americans...Registered 24 goals and 25 assists for 49 points in 48 games with the ECHL's South Carolina Stingrays.

CAREER HIGHLIGHTS: Missed the entire 2011-12 season due to injury...Tallied four goals and four assists for eight points in 34 games with the AHL's Hamilton Bulldogs during 2010-11 season...Recorded two goals and three assists for five points in eight games with the Bulldogs during the 2009-10 season...Also, collected five points (2-3=5) and four points in nine games with the ECHL's Wheeling Nailers...Played two years for NCAA's Ohio State University Buckeyes registering 29 goals and 29 assists for 58 points and 40 penalty minutes in 75 games...Ranked second on the Buckeyes with 14 goals and tied for third place with 31 points during the 2008-09 season.

TRANSACTIONS: Signed a two-year entry level contract with the Montreal Canadiens on March 18, 2010...Signed a professional tryout agreement by the Lake Erie Monsters on January 8, 2013...Signed to a professional tryout agreement by the Rochester Americans on January 25, 2013...Signed a professional tryout agreement with the Monarchs on February 22, 2013...Inked a one-year contract with the Monarchs on August 21, 2013.

Season	Team	Lge	REGULAR SEASON					PLAYOFFS				
			GP	G	A	Pts	PIM	GP	G	A	Pts	PIM
2002-03	Fairbanks Ice Dogs	AHL	1	1	0	1	0	--	--	--	--	--
2003-04	Fairbanks Ice Dogs	NAHL	52	7	14	21	33	--	--	--	--	--
2004-05	Cedar Rapids RoughRiders	USHL	50	2	10	12	17	1	0	0	0	2
2005-06	Vernon Vipers	BCHL	56	25	29	54	39	10	1	4	5	8
2006-07	Vernon Vipers	BCHL	24	11	15	26	16	22	14	7	21	26
2006-07	University of North Dakota	WCHA	4	0	1	1	4	--	--	--	--	--
2007-08	Vernon Vipers	BCHL	60	57	40	97	45	10	5	9	14	4
2008-09	Ohio State University	CCHA	42	14	17	31	18	--	--	--	--	--
2009-10	Ohio State University	CCHA	33	15	12	27	22	--	--	--	--	--
2009-10	Hamilton Bulldogs	AHL	9	2	3	5	0	12	0	1	1	6
2010-11	Wheeling Nailers	ECHL	9	2	3	5	4	--	--	--	--	--
2010-11	Hamilton Bulldogs	AHL	34	4	4	8	10	--	--	--	--	--
2012-13	South Carolina Stingrays	ECHL	48	24	25	49	20	--	--	--	--	--
2012-13	Lake Erie Monsters	AHL	3	0	0	0	0	--	--	--	--	--
2012-13	Rochester Americans	AHL	1	0	0	0	0	--	--	--	--	--
2012-13	Manchester Monarchs	AHL	24	3	2	5	22	4	0	0	0	0
PRO Totals			128	35	37	72	56	16	0	1	1	6
NHL Totals			0	0	0	0	0	0	0	0	0	0
AHL Totals			71	9	9	18	32	16	0	1	1	6



Andrew BODNARCHUK

DEFENSEMAN

AGE: 25 (Turns 26 on July 11, 2014)
BORN: Drumheller, Alberta
SHOOTS: Left
HEIGHT: 5'11"
WEIGHT: 172 lbs.

#7

2012-13 SEASON: Tied career-highs with five goals and 15 assists for a career-high 20 points while playing in 69 games for the Monarchs...Registered a career-high plus/minus rating with a plus-17...Finished third on the team in plus/minus...Finished fourth on the team with 77 penalty minutes...Appeared in four games with the Monarchs during the 2013 Calder Cup Eastern Conference Quarterfinals.

CAREER HIGHLIGHTS: Collected 17 points (5-12=17) and 44 penalty minutes in 63 games for the American Hockey League's Providence Bruins during the 2011-12 season...Tied a career-high with five goals...Tied for the team-lead amongst defensemen with five goals...Recorded 16 points (1-15=16) and 91 penalty minutes in 75 games with the Bruins during the 2010-11 season...Set professional career-highs in games (75), assists (15) and penalty minutes (91)...Collected 15 points (5-10=15) and 51 penalty minutes with the Bruins during the 2009-10 season...Made his NHL debut with the Boston Bruins against the Toronto Maple Leafs on April 3, 2010...Collected two penalty minutes in five games with Boston...Named Providence's Best Defenseman and the club's Player of the Month for December 2009...Scored first professional goal against the Hartford Wolf Pack on November 30, 2008...Recorded first professional point, an assist, against the Springfield Falcons on October 17, 2008...Made his professional debut with the Bruins during the 2007 Calder Cup Playoffs against the Monarchs on May 14, 2007...Earned Best Defenseman honors with the Quebec Major Junior Hockey League's Halifax Mooseheads for the 2007-08 campaign...Led Mooseheads blueliners in scoring with 43 points (10-33=43) during the 2007-08 season...Named to QMJHL All-Rookie Team during the 2005-06 season.

TRANSACTIONS: Selected by the Boston Bruins in the fifth-round (128rd overall) in the 2006 NHL Entry Draft...Signed a one-year contract with the Los Angeles Kings on July 6, 2012...Inked a two-year contract with the Kings on July 29, 2013.

Season	Team	Lge	REGULAR SEASON					PLAYOFFS				
			GP	G	A	Pts	PIM	GP	G	A	Pts	PIM
2005-06	Halifax Mooseheads	QMJHL	68	6	17	23	136	11	0	2	2	22
2006-07	Halifax Mooseheads	QMJHL	63	16	41	57	96	12	1	10	11	25
2006-07	Providence Bruins	AHL	--	--	--	--	--	1	0	0	0	0
2007-08	Halifax Mooseheads	QMJHL	65	10	33	43	89	14	0	9	9	16
2008-09	Providence Bruins	AHL	62	1	9	10	33	15	0	2	2	22
2009-10	Providence Bruins	AHL	70	5	10	15	51	--	--	--	--	--
2009-10	Boston Bruins	NHL	5	0	0	0	2	--	--	--	--	--
2010-11	Providence Bruins	AHL	75	1	15	16	91	--	--	--	--	--
2011-12	Providence Bruins	AHL	63	5	12	17	44	--	--	--	--	--
2012-13	Manchester Monarchs	AHL	69	5	15	20	77	4	0	0	0	0
PRO Totals			344	17	61	78	298	20	0	2	2	22
NHL Totals			5	0	0	0	2	0	0	0	0	0
AHL Totals			339	17	61	78	296	20	0	2	2	22



Andrew CAMPBELL

DEFENSEMAN

AGE: 25 (Turns 26 on February 4, 2014)
BORN: Caledonia, Ontario
SHOOTS: Left
HEIGHT: 6'4"
WEIGHT: 206 lbs.



2012-13 SEASON: Tallied 11 points (2-9=11) and 40 penalty minutes in 47 games for the Monarchs...Set a career-high with a plus/minus rating of plus-15...Collected two penalty minutes in four games during the 2013 Calder Cup Eastern Conference Quarterfinals...Awarded the Monarchs Community Service Award for the second consecutive season.

CAREER HIGHLIGHTS: Finished the 2011-12 season with 19 points (2-17=19) and 54 penalty minutes in 76 games...Set career-highs with 17 assists and 19 points for the Monarchs...Tied a previous career-high with 76 games played...Was one of two players (Thomas Hickey) to appear in every game for the Monarchs...Awarded the Mark Bavis Unsung Hero Award, voted on by his teammates, for the second consecutive season...Awarded the Monarchs Community Service Award along with teammate, Thomas Hickey...Appeared in four games during the 2012 Calder Cup Eastern Conference Quarterfinals against the Norfolk Admirals...Collected one goal and 11 assists for 12 points in 76 games for the Monarchs during the 2010-11 season...Led Monarchs defensemen in the 2010-11 season with 68 penalty minutes...Picked up a plus/minus rating of plus-12 which finished third among club blueliners for the 2010-11 season...Awarded the Mark Bavis Unsung Hero Award for the 2010-11 season...Scored two goals and nine assists for 11 points (2-9=11) in 74 games during the 2009-10 season...Tallied a goal and four assists for five points (1-4=5) in 16 games during the 2010 Calder Cup Playoffs...Recorded eight points (3-5=8) and 72 penalty minutes in 72 games with Manchester during the 2008-09 season...His 72 penalty minutes ranked second and 72 games played tied for first among Manchester rookies...Recorded his first points (1-1=2) as a pro at Rochester against the Americans on November 21, 2008...Made his professional debut versus the Springfield Falcons on October 19, 2008...Appeared in 68 games with the Ontario Hockey League's Sault Ste. Marie Greyhounds during the 2007-08 season...Finished second among defensemen on the team with 13 goals, 22 assists and 35 points...Collected five points (2-3=5) and 13 penalty minutes in 14 playoff games with the Greyhounds...Appeared in 162 games with the Greyhounds from 2005-08...Registered 18 goals and 39 assists for 57 career points in the OHL...Recorded six points (2-4=6) and 23 penalty minutes in 30 playoff games with the Greyhounds over three seasons.

TRANSACTIONS: Selected by the Los Angeles Kings in the third-round (74th overall) in the 2008 NHL Entry Draft...Signed an amateur tryout agreement with the Monarchs on October 8, 2008...Inked a three-year entry-level contract with the Kings on October 17, 2008...Signed a one-year contract with the Kings on July 15, 2011...Signed a two-year contract with Los Angeles on July 3, 2012.

		REGULAR SEASON						PLAYOFFS					
Season	Team	Lge	GP	G	A	Pts	PIM	GP	G	A	Pts	PIM	
2005-06	Sault Ste. Marie Greyhounds	OHL	31	1	3	4	23	3	0	0	0	4	
2006-07	Sault Ste. Marie Greyhounds	OHL	63	4	14	18	75	13	0	1	1	6	
2007-08	Sault Ste. Marie Greyhounds	OHL	68	13	22	35	64	14	2	3	5	13	
2008-09	Manchester Monarchs	AHL	72	3	5	8	72	--	--	--	--	--	
2009-10	Manchester Monarchs	AHL	74	2	9	11	68	16	1	4	5	6	
2010-11	Manchester Monarchs	AHL	76	1	11	12	68	7	0	0	0	0	
2011-12	Manchester Monarchs	AHL	76	2	17	19	54	4	0	0	0	9	
2012-13	Manchester Monarchs	AHL	47	2	9	11	40	4	0	0	0	2	
	PRO Totals		345	10	51	61	302	31	1	4	5	17	
	NHL Totals		0	0	0	0	0	0	0	0	0	0	
	AHL Totals		345	10	51	61	302	31	1	4	5	17	

ICED AND READY

*Nothing goes with Monarchs hockey like the just-right
taste of Bud Light. It's the sure sign of gametime.*

HERE WE GO



ENJOY RESPONSIBLY

©2011 Anheuser-Busch, Bud Light® Beer, St. Louis, MO



THE UNITED STATE OF NEW HAMPSHIRE

We are the people of PSNH. We are born of a spirit of collaboration, a rugged independence and a commitment to innovative ideas. Ideas that deliver reliable, clean and reasonably priced energy solutions for the families, businesses and communities of New Hampshire. Our Northern Wood Power biomass facility replaced a coal-fired boiler. Our commitment to Lempster Wind supports New Hampshire's first commercial wind farm. And the Northern Pass promises clean, renewable, reliable energy from the vast hydroelectric resources in Canada. Providing fuel diversity, stabilizing energy costs and lessening our reliance on fossil fuels, for our state and for our region. Since 1926, there's been one leading energy company dedicated to the public good in New Hampshire. And you're looking at it.

To learn more, visit www.psnh.com



**Public Service
of New Hampshire**

A Northeast Utilities Company

Come in early, because it's going to get very busy around here.



How far do you have to go to find a place that offers you great food, great drinks and a fun, family atmosphere? Right around the corner at JD's Tavern. It's a great place before or after an event at the Verizon Wireless Arena, or any night out with family or friends.

JD'S TAVERN of Manchester

Food • Drink • Friends

Radisson Hotel Manchester
at the Center of New Hampshire
700 Elm Street
625-1000

AUTOFAIR

Makes It Happen!



YOU'RE IN
MONARCHS
COUNTRY

GET IN THE GAME!

AUTOFAIR.com



Robbie CZARNIK

CENTER

AGE: 23 (Turns 24 on January 25, 2014)
BORN: Detroit, Michigan
SHOOTS: Right
HEIGHT: 6'0"
WEIGHT: 188 lbs.

#27

2012-13 SEASON: Recorded four goals and two assists for six points 22 penalty minutes in 51 games played with the Monarchs.

CAREER HIGHLIGHTS: Recorded eight goals, 15 assists and 23 points in 49 games with the Monarchs in 2011-12, his first season professionally...Tallied his first professional point, an assist, in his professional debut against the Portland Pirates on October 28...Scored first professional goal in a 5-4 victory against the Pirates on December 11...Finished the season ranked second among rookies on the team in goals (eight), assists (15) and points (23)...Tallied two goals while appearing in all four games of the 2012 Calder Cup Eastern Conference Quarterfinals against the Norfolk Admirals...Missed the first nine games of the season with a lower body injury...Missed nine games from January 20 to February 7 with an upper body injury...Tied for the team-lead in the 2010-11 season with points (77) for the Ontario Hockey League's Plymouth Whalers...Led the Whalers with 44 assists for the 2010-11 season...Recorded a career-high in goals (33), assists (44), points (77) and penalty minutes (46) during 61 games in Plymouth that same season...Picked up five points (2-3=5), including the overtime game-winning goal, in the season opener against the Kingston Frontenacs on October 10, 2010...Scored a hat trick, including the game-winning goal, and two assists against the Sault Ste. Marie Greyhounds on January 2, 2011...Finished third on the team with nine points (4-5=9) in the 2011 OHL post-season...Ranked fourth on the Whalers with 32 assists and 49 points (17-32=49) during the 2009-10 season...Began the 2009-10 season at the University of Michigan...Recorded six points (3-3=6) and four penalty minutes in 12 games at the University of Michigan before joining the Whalers in November 2009...Named Central College Hockey Association's Rookie of the Week ending on March 2, 2009 by recording a goal and an assist for two points...Made college debut versus St. Lawrence on October 10, 2008...Collected 22 points (8-14=22) and 36 penalty minutes in 51 games over parts of two seasons (2008-10) with the University of Michigan.

INTERNATIONAL: Earned a bronze medal with Team USA at the 2008 World U18 Championships...Tied for the club lead with eight points (3-5=8) in seven games...Earned a gold medal with Team USA at the 2008 U18 Five Nations Tournament.

TRANSACTIONS: Selected by the Los Angeles Kings in the third-round (63rd overall) in the 2008 NHL Entry Draft...Signed a professional tryout agreement with the Monarchs on October 7, 2011...Signed a three-year entry-level contract with the Kings on October 12, 2011.

Season	Team	Lge	REGULAR SEASON					PLAYOFFS				
			GP	G	A	Pts	PIM	GP	G	A	Pts	PIM
2007-08	Team USA	WU18	7	3	5	8	10	--	--	--	--	--
2008-09	University of Michigan	CCHA	39	5	11	16	32	--	--	--	--	--
2009-10	University of Michigan	CCHA	12	3	3	6	4	--	--	--	--	--
2009-10	Plymouth Whalers	OHL	43	17	32	49	28	9	0	4	4	6
2010-11	Plymouth Whalers	OHL	61	33	44	77	46	11	4	5	9	6
2011-12	Manchester Monarchs	AHL	49	8	15	23	32	4	2	0	2	2
2012-13	Manchester Monarchs	AHL	51	4	2	6	22	1	0	0	0	0
PRO Totals			100	12	17	29	54	5	2	0	2	2
NHL Totals			0	0	0	0	0	0	0	0	0	0
AHL Totals			100	12	17	29	54	5	2	0	2	2



Nick DESLAURIERS

DEFENSEMAN

AGE: 22 (Turns 23 on February 22, 2014)
BORN: LaSalle, Quebec
SHOOTS: Left
HEIGHT: 6'1"
WEIGHT: 230 lbs.

#4

2012-13 SEASON: Recorded 23 points (4-19=23) and 80 penalty minutes in 63 games with the Monarchs...Led team defensemen with 80 penalty minutes...Set career-highs in goals (four), assists (19), points (23), shots on goal (131), and penalty minutes (80)...Tied for first on the team with two goals, both on the power play, and led the Monarchs with four points (2-2=4) in four games during the 2013 Calder Cup Eastern Conference Quarterfinals...Tied for second on the Monarchs with two assists in the playoffs.

CAREER HIGHLIGHTS: Registered a goal and 13 assists for 14 points in 68 games with the Monarchs during his rookie season in 2011-12...Made his professional debut against the Springfield Falcons on October 7, 2011...Recorded his first professional points, two assists, against the Providence Bruins on December 3, 2011...Scored his first professional goal and collected a season-high six shots on goal against the Portland Pirates on January 15, 2012...Collected seven penalty minutes in four games during the 2012 Calder Cup Eastern Conference Quarterfinals...Recorded 43 points (13-30=43) in 48 games with the Quebec Major Junior Hockey League's Gatineau Olympiques during the 2010-11 season...Led Olympiques defensemen in goals (13), assists (30), points (43), power play goals (six) and plus/minus rating (plus-22)...Ranked fourth on the team with 43 points...Set a career-high in goals (13)...Tied a career-high in plus/minus (plus-22)...Registered 20 points (5-15=20) in 24 playoff games in 2011...Ranked first in points (20), tied for third in goals (five), ranked first in assists (15), tied for second in power play assists (eight), and ranked fourth in plus-minus rating (plus-9) among QMJHL defensemen in the playoffs...Finished the 2009-10 season with nine goals and 36 assists for 45 points and 72 penalty minutes while skating with the QMJHL's Rouyn-Noranda Huskies...Ranked second in points (45), first in assists (36), tied for third in goals (nine), ranked third in power play goals (4), second in plus-minus (plus-22) and first in shots (192) amongst the Huskies defensemen during the 2009-10 season...Helped Rouyn-Noranda advance to the 2010 QMJHL Quarterfinals with eight points (2-6=8)...Led the club in plus-minus (plus-3) during the playoffs...Ranked second among Rouyn-Noranda defensemen in goals (11), assists (19), points (30), power play goals (4) and plus-minus (plus-3) during the 2008-09 season...Finished third overall on the club with 80 penalty minutes and 134 shots...Tied for third on the club with two shorthanded goals during the 2008-09 season...Registered 84 points (22-62=84) and 190 penalty minutes in 175 games with the Huskies from 2007-10.

TRANSACTIONS: Selected by the Los Angeles Kings in the third-round (84th overall) in the 2009 NHL Entry Draft...Inked a three-year entry-level contract with the Los Angeles Kings on May 31, 2011.

Season	Team	Lge	REGULAR SEASON					PLAYOFFS				
			GP	G	A	Pts	PIM	GP	G	A	Pts	PIM
2007-08	Rouyn-Noranda Huskies	QMJHL	42	2	7	9	38	4	0	0	0	0
2008-09	Rouyn-Noranda Huskies	QMJHL	68	11	19	30	80	6	2	2	4	8
2009-10	Rouyn-Noranda Huskies	QMJHL	65	9	36	45	72	11	2	6	8	2
2010-11	Gatineau Olympiques	QMJHL	48	13	30	43	53	24	5	15	20	19
2011-12	Manchester Monarchs	AHL	65	1	13	14	67	4	0	0	0	7
2012-13	Manchester Monarchs	AHL	63	4	19	23	80	4	2	2	4	2
PRO Totals			128	5	32	37	147	8	2	2	4	9
NHL Totals			0	0	0	0	0	0	0	0	0	0
AHL Totals			128	5	32	37	147	8	2	2	4	9



Derek FORBORT

DEFENSEMAN

AGE: 21 (Turns 22 on March 4, 2014)
BORN: Duluth, Minnesota
SHOOTS: Left
HEIGHT: 6'4"
WEIGHT: 218 lbs.

#3

2012-13 SEASON: Made his professional debut with the Monarchs against the Connecticut Whale on April 12, 2013...Recorded his first professional point, an assist, against the Hershey Bears on April 13, 2013...Collected one point (0-1=1) and a plus/minus rating of plus-5 in six games with the Monarchs...Held scoreless in four games during the 2013 Calder Cup Eastern Conference Quarterfinals...Completed his junior year at the University of North Dakota with four goals and 13 assists for 17 points and 22 penalty minutes in 42 games...Recorded a collegiate career-high with 17 points.

CAREER HIGHLIGHTS: Tallied two goals and 11 assists for 13 points and 28 penalty minutes for the University of North Dakota during the 2011-12 season...Named to the WCHA Final Five All-Tournament Team and All-WCHA Academic Team during his sophomore season...Collected 15 points (0-15=15) and 26 penalty minutes in 38 games during the 2010-11 season...Received the team's Rookie of the Year Award...Named to Athletics Director's Fall Honor Roll in 2010...Led all WCHA rookie defensemen with a plus-21...Led all UND freshmen with 15 assists, the most by a rookie blueliner for the school since current Ottawa Senator Brian Lee had 23 during the 2005-06...His 15 points ranked fourth among WCHA freshman defensemen...Recorded 45 points (6-39=45), 76 penalty minutes and a plus-33 rating in 115 collegiate games with the University of North Dakota from 2010-13.

INTERNATIONAL: Earned a bronze medal in six games at the 2011 World Junior Championships...Helped lead the Team USA to its second straight gold medal at the 2010 Under-18 World Championship in Belarus...Collected a plus-9 and had a pair of assists in seven tournament games for the 2010 Under-18 World Championship.

TRANSACTIONS: Selected by the Kings in the first-round (15th overall) in the 2010 NHL Entry Draft...Inked a three-year entry-level contract with the Los Angeles Kings on April 5, 2013.

Season	Team	Lge	REGULAR SEASON						PLAYOFFS			
			GP	G	A	Pts	PIM	GP	G	A	Pts	PIM
2009-10	Team USA	WCU18	7	0	2	2	6	-	-	-	-	-
2010-11	University of North Dakota	WCHA	38	0	15	15	26	-	-	-	-	-
2010-11	Team USA	WJC	6	0	0	0	0	-	-	-	-	-
2011-12	University of North Dakota	WCHA	35	2	11	13	28	-	-	-	-	-
2012-13	University of North Dakota	WCHA	42	4	13	17	22	-	-	-	-	-
2012-13	Manchester Monarchs	AHL	6	0	1	1	0	4	0	0	0	4
PRO Totals			6	0	1	1	0	4	0	0	4	4
NHL Totals			0	0	0	0	0	0	0	0	0	0
AHL Totals			6	0	1	1	0	4	0	0	4	4



Martin JONES

GOALTENDER

AGE: 23 (Turns 24 on January 10, 2014)
BORN: North Vancouver, British Columbia
CATCHES: Left
HEIGHT: 6'4"
WEIGHT: 189 lbs.

#31

2012-13 SEASON: Played in career-high, ranked second in the American Hockey League, with 56 games...Collected a 27-25-4 record with a 2.53 goals-against-average, a .919 save percentage and five shutouts...Ranked fourth in the AHL with 27 wins...Ranked second with 3,347 minutes played and 1,601 saves on 1,742 shots...Recorded a career-high three assists...Made 16 consecutive starts from February 2 - March 16, 2013...Stopped 137 shots in four games during the 2013 Calder Cup Eastern Conference Quarterfinals against the Springfield Falcons...Registered a 1-3-0 record, a 2.16 goals-against-average and a .932 save percentage in the playoffs.

CAREER HIGHLIGHTS: Collected a record of 18-17-2, a 2.60 goals-against-average and a 0.919 save percentage with the Monarchs during the 2011-12 season...Posted a 2.33 goals-against-average and .933 save percentage in three games against the Norfolk Admirals during the 2012 Calder Cup Eastern Conference Quarterfinals...Recorded one win with a goals-against-average of 3.76 and a .867 save percentage in his only game with the ECHL's Ontario Reign during the 2010-11 season...Made his professional debut with the Reign against the Stockton Thunder on October 16, 2010...Collected a 23-12-1 record, a 2.25 goals-against-average, a .924 save percentage and four shutouts in 39 games with the Monarchs during the 2010-11 season...Ranked sixth in the AHL in goals-against-average (2.25), eighth in save percentage (.924) and 10th in wins (23) for the 2010-11 season...Won his AHL debut with the Monarchs against the Charlotte Checkers on October 24, 2010...Named Reebok/AHL Rookie of the Month for December 2010 after posting a 7-1-0 record with a 1.99 goals-against-average and a .935 save percentage...Represented the Eastern Conference at the 2011 AHL All-Star Classic presented by Capital BlueCross January 30-31, 2011...Stopped 15-of-19 shots in just over 30 minutes of playing time as the Eastern Conference topped the Western Conference 11-8 at the 2011 AHL All-Star Classic presented by Capital BlueCross...Collected a record of 2-1 with a 2.54 goals-against-average and a .921 save percentage in four games during the 2011 Calder Cup Playoffs...Named Western Hockey League Goaltender of the Year (Del Wilson Trophy) and WHL First-Team All-Star during the 2009-10 season...Led the Calgary Hitmen to best regular season record (52-17-3) in the WHL...Ranked first in goals-against-average (2.21), first in shutouts (eight), second in wins (36), fourth in save percentage (.919) and ninth in minutes (2851) among WHL goaltenders...Recorded two shorthanded assists (three assists total)...Helped the Hitmen capture the WHL Championship and a bid in the Memorial Cup...Named WHL Playoffs Most Valuable Player...Ranked first in wins (16), first in goals-against-average (2.36), tied for first in shutouts (two) and third in save percentage (.915) among WHL goaltenders during the 2010 post-season...Posted a 2-2 record with 3.71 goals-against-average and a .907 save percentage in four Memorial Cup appearances (Calgary lost to Brandon in Semifinals)...Named Outstanding Goaltender at Memorial Cup (Hap Emms Memorial Trophy) and selected to the Memorial Cup All-Star Team...Led Calgary to the best regular season record in WHL (59-9-4) during the 2008-09 season...His 45 wins set a single-season club record (previous mark was 39 wins)...Ranked first in wins (45), tied for first in shutouts (seven), third in goals-against-average (2.08), tied for third in save percentage (.915) and fourth in minutes (3295) among WHL goaltenders...Named WHL Second-Team All-Star...Tied WHL record with 12 straight playoff wins in 2009...Ranked second in wins (14), second in goals-against-average (1.86), second in shutouts (two) and third in save percentage (.921) among WHL goaltenders during the 2009 playoffs...Ranked fourth in the WHL in goals-against-average (2.12), tied for 11th in save percentage (.911) during the 2007-08 season with Calgary...Collected 108 wins and 16 shutouts during his four-year tenure with Calgary, the most in team history.

INTERNATIONAL: Earned silver medal for Team Canada at 2010 World Junior Championships...Collected a record of 1-1-0 with a 2.30 goals-against-average and a .917 save percentage in two games during the tournament...Was one of two Los Angeles Kings to play for the team (Brandon Kozun).

TRANSACTIONS: Signed a three-year entry-level contract with the Kings as an unrestricted free agent on October 2, 2008...Inked a two-year contract with the Kings on September 10, 2013.

Season	Team	Lge	GP	Min	GA	EN	SO	GAA	W	L	T/SOL	Svs	Pct
2006-07	Calgary Hitmen	WHL	18	1029	52	0	0	3.03	9	4	3	398	0.884
2007-08	Calgary Hitmen	WHL	27	1529	54	1	1	2.12	18	8	1	551	0.911
2008-09	Calgary Hitmen	WHL	55	3295	114	1	7	2.08	45	5	4	1233	0.915
2009-10	Calgary Hitmen	WHL	48	2851	105	2	8	2.21	36	11	1	1192	0.919
2009-10	Team Canada	WJC	2	78	3	0	0	2.30	1	1	0	33	0.917
2010-11	Ontario Reign	ECHL	1	64	4	0	0	3.76	1	0	0	26	0.867
2010-11	Manchester Monarchs	AHL	39	2187	82	3	4	2.25	23	12	1	996	0.924
2011-12	Manchester Monarchs	AHL	41	2166	94	4	1	2.60	18	17	2	1062	0.919
2012-13	Manchester Monarchs	AHL	56	3347	141	8	5	2.53	27	25	4	1601	0.919
PRO Totals			137	7764	321	15	10	2.48	69	54	7	3685	0.920
NHL Totals			0	0	0	0	0	0.00	0	0	0	0	0.000
AHL Totals			136	7700	317	15	10	2.47	68	54	7	3659	0.920



Maxim KITSYN

LEFT WING

AGE: 21 (Turns 22 on December 24, 2013)
BORN: Novokuznetsk, Russia
SHOOTS: Left
HEIGHT: 6'2"
WEIGHT: 192 lbs.

#48

2012-13 SEASON: Collected 12 points (9-3=12) and 63 penalty minutes in 29 games for the Vysshaya Liga's (VHL) HC Sarov of the Supreme League of the Russian Ice Hockey Championship...Skated in eight games for the Kontinental Hockey League's Nizhny Novgorod Torpedo...Registered four penalty minutes and a plus/minus rating of minus-1 with Torpedo.

CAREER HIGHLIGHTS: Tallied three points (1-2=3) and 13 penalty minutes for the KHL's Novokuznetsk Metallurg during the 2011-12 season...Also collected four points (2-2=4) in six games with the VHL's Yermak Angarsk...Ended the 2011-12 season with eight points (7-1=8) and 10 penalty minutes in 10 games with Russia's Minor Hockey League's (MHL) Kuznetskie Medvedi...Recorded 26 points (9-17=26) and 24 penalty minutes for the Mississauga St. Michael's Majors in the Ontario Hockey League during the 2010-11 season...Contributed 19 points (10-9=19) and 14 penalty minutes in 20 games during the Majors 2011 playoff run...Tied for second in postseason points (19) and placed third in postseason goals (10) for the Majors in 2011...Registered seven points (3-4=7) and eight penalty minutes for the KHL's Novokuznetsk Metallurg in 18 games during their 2010-11 campaign...Collected two points (1-1=2) and two penalty minutes in three games with the Medvedi during the 2010-11 season...Recorded two points (1-1=2) and 12 penalty minutes for the Metallurg during the 2009-10 season...Compiled six goals and 12 assists for 18 points and 26 penalty minutes in 11 games with the Medvedi during the 2009-10 season...Recorded 21 points (9-12=21) and 42 penalty minutes in 17 games with Medvedi during the 2010 playoffs...Tallied seven points (5-2=7) and 26 penalty minutes with the Metallurg in 31 games during the 2008-09 season.

TRANSACTIONS: Selected by the Los Angeles Kings in the sixth round (158th overall) in the 2010 NHL Entry Level Draft...Signed to a three-year entry level contract with the Kings July 10, 2013.

Season	Team	Lge	REGULAR SEASON					PLAYOFFS				
			GP	G	A	Pts	PIM	GP	G	A	Pts	PIM
2008-09	Novokuznetsk Metallurg	KHL	31	5	2	7	26	--	--	--	--	--
2009-10	Novokuznetsk Metallurg	KHL	21	1	1	2	12	--	--	--	--	--
2009-10	Kuznetskie Medvedi	MHL	11	6	12	18	26	17	9	12	21	42
2010-11	Novokuznetsk Metallurg	KHL	18	3	4	7	8	--	--	--	--	--
2010-11	Kuznetskie Medvedi	MHL	3	1	1	2	2	--	--	--	--	--
2010-11	Mississauga St. Michael's Majors	OHL	32	9	17	26	24	20	10	9	19	14
2011-12	Novokuznetsk Metallurg	KHL	32	1	2	3	13	--	--	--	--	--
2011-12	Yermak Angarsk	VHL	6	2	2	4	0	4	0	0	0	4
2011-12	Kuznetskie Medvedi	MHL	10	7	1	8	10	7	3	3	6	8
2012-13	Nizhny Novgorod Torpedo	KHL	8	0	0	0	4	--	--	--	--	--
PRO Totals			0	0	0	0	0	0	0	0	0	0
NHL Totals			0	0	0	0	0	0	0	0	0	0
AHL Totals			0	0	0	0	0	0	0	0	0	0



Champion *in the making.*

For all of life's special moments, Dead River Company is committed to keeping you comfortable year-round with products and services you can depend on:

- Propane and Heating Oil Delivery
- Price Protection Programs
- Heating System Installation and Maintenance
- Service Plans
- Air Conditioning

As a local company, we are also here to support the communities we serve and are proud to sponsor the Manchester Monarchs, the AHL affiliate of the 2012 Stanley Cup Champion, Los Angeles Kings.

Delivering on **A promise.**[™]



Manchester (603) 625-8531

Bristol (603) 744-5456

Portsmouth (603) 430-8444

www.deadriver.com



Bellman's

IT'S A MATTER OF TRUST

*Making
Diamond Wishes
Come True*



1650 ELM STREET • MANCHESTER, NH • PH. 603.625.4653
www.bellmans.com • [Facebook.com/bellmanjewelers](https://www.facebook.com/bellmanjewelers)



Brandon KOZUN

RIGHT WING

AGE: 23 (Turns 24 on March 8, 2014)
BORN: Los Angeles, California
SHOOTS: Right
HEIGHT: 5'8"
WEIGHT: 162 lbs.

#15

2012-13 SEASON: Recorded career-highs with 26 goals, 30 assists and 56 points in 74 games...Tied for the team lead with 74 games...Ranked second on the team with 26 goals, 30 assists, 56 points and 162 shots on goal... Led the team with seven power play goals and seven game-winning goals...Ranked seventh on the team with a plus/minus rating of plus-12...Recorded 2 assists in four games during the 2013 Calder Cup Eastern Conference Quarterfinals.

CAREER HIGHLIGHTS: Recorded 46 points (20-26=46) and 58 penalty minutes in 74 games for the Monarchs during the 2011-12 season...Tied for the team lead with seven power play goals...Finished second on the team in assists (26), points (46), first goals of the game (six) and tied for third in games played (74)...Tallied a goal and an assist in three games during the 2012 Calder Cup Eastern Conference Quarterfinals...Collected 48 points (23-25=28) and 48 penalty minutes in 73 games with the Monarchs for the 2010-11 season...Led team's rookies in goals (23), assists (25), points (48), power play goals (10), power play assists (eight) and game-winning goals (six)...Tied for second on the team with 10 power play goals and tied for third with 23 goals...Ranked fifth on the Monarchs with 48 points and sixth with 25 assists...Finished eighth in the American Hockey League among rookies in points (48)...Ranked second among AHL rookies with 10 power play goals...Tied for second among AHL rookies with six game-winning goals...Made his professional debut with the Monarchs against the Portland Pirates on October 9, 2010...Registered his first professional point, an assist, against the Bridgeport Sound Tigers on October 10, 2010...Recorded his first professional goal, scored on a penalty shot, against the Providence Bruins on October 16, 2010...Scored on the first of two penalty shots awarded to the Monarchs, the first time two penalty shots were awarded to the team in one game, on October 16, 2010...Named the Reebok/AHL Rookie of the Month for February for scoring 15 points (8-7=15) in 13 games during the month...Tied for sixth place on the Monarchs with four points (1-3=4) and two penalty minutes in seven games during the 2011 Calder Cup Atlantic Division Semifinals...Registered 107 points (32-75=107) and 50 penalty minutes in 65 games with the Western Hockey League's Calgary Hitmen during the 2009-10 season...Led the WHL in points (107)...Recipient of the WHL Leading Scorer Award (Bobby Clarke Trophy)...Ranked first in assists (75), tied for second with 10 game-winning goals, ranked first with 39 power play assists in the WHL...Ranked second on Calgary in goals and plus/minus rating (plus-20)...Named to the WHL First-Team All-Star...Collected 30 points (8-22=30) and 12 penalty minutes in 23 playoff games with Calgary...Helped the Hitmen capture the WHL Championship and bid in the 2010 Memorial Cup...Ranked first in points (30) and assists (22), tied for first in power play goals (five) and ranked second in power play assists (nine) in the WHL during the playoffs...Tallied a career-high 108 points (40-68=108) and 58 penalty minutes in 72 games with the Hitmen during the 2008-09 season...Ranked second in points (108), second in assists (68), tied for seventh in goals (40), third in power play assists (34), sixth in plus/minus rating (plus-50) and tied for sixth in game-winning goals (eight) in the WHL...Named to the WHL First-Team All-Star...Collected 19 points (7-12=19) and eight penalty minutes in 18 playoff games with Calgary in 2009...Appeared in 217 games with the Hitmen over four seasons (2006-10)...Recorded 270 points (92-178=270) and 158 penalty minutes with Calgary over the four seasons.

INTERNATIONAL: Earned a silver medal for Team Canada at the 2010 World Junior Championships...Collected seven points (3-4=7) and a plus-6 rating in six games during the tournament...Was one of two Los Angeles Kings to play for the team (Martin Jones).

TRANSACTIONS: Selected by the Kings in the sixth-round (179th overall) in the 2009 NHL Entry Draft...Signed a three-year entry-level contract with the Kings on April 3, 2010...Inked a one-year contract with the Kings on June 19, 2013.

REGULAR SEASON										PLAYOFFS				
Season	Team	Lge	GP	G	A	Pts	PIM	GP	G	A	Pts	PIM		
2006-07	Calgary Hitmen	WHL	11	1	1	2	4	-	-	-	-	-		
2006-07	Calgary Royals	AJHL	39	20	22	42	38	4	2	1	3	2		
2007-08	Calgary Hitmen	WHL	69	19	34	53	46	16	4	14	18	6		
2008-09	Calgary Hitmen	WHL	72	40	68	108	58	18	7	12	19	8		
2009-10	Calgary Hitmen	WHL	65	32	75	107	50	23	8	22	30	12		
2009-10	Team Canada	WJC	6	3	4	7	6	-	-	-	-	-		
2010-11	Manchester Monarchs	AHL	73	23	25	48	48	7	1	3	4	2		
2011-12	Manchester Monarchs	AHL	74	20	26	46	58	3	1	1	2	2		
2012-13	Manchester Monarchs	AHL	74	26	30	56	52	4	0	2	2	0		
PRO Totals			221	69	81	150	158	14	2	6	8	4		
NHL Totals			0	0	0	0	0	0	0	0	0	0		
AHL Totals			221	69	81	150	158	14	2	6	8	4		



Vincent LoVERDE

DEFENSEMAN

AGE: 24 (Turns 25 on April 14, 2014)
BORN: Chicago, Illinois
SHOOTS: Right
HEIGHT: 5'11"
WEIGHT: 205 lbs.

#5

2012-13 SEASON: Collected two goals and 11 assists for 13 points and 30 penalty minutes in 51 games with the Monarchs...Tied for third on the Monarchs with a plus/minus rating of plus-17...Recorded two penalty minutes in four games during the 2013 Calder Cup Eastern Conference Quarterfinals...Registered 17 points (7-10=17) and 15 penalty minutes in 27 games with the ECHL's Ontario Reign.

CAREER HIGHLIGHTS: Registered five goals and 19 assists for 24 points and 54 penalty minutes in 64 games with the Reign...Recorded his first professional point, an assist, against Las Vegas Wranglers on October 21, 2011...Scored his first professional goal against the Alaska Aces on November 11, 2011...Recorded 36 points (6-30=36) in 159 games over four seasons (2007-11) with NCAA's Miami University (Ohio) Red Hawks...Recorded a plus/minus rating of plus-67 over four years at Miami...Led Red Hawks in blocked shots each of his four seasons...Named CCHA Defenseman of the Week for the week of February 21-28, 2011.

TRANSACTIONS: Signed to a Professional Tryout Agreement with the Monarchs on Friday, November 9, 2012...Inked a one-year contract with the Monarchs on August 21, 2013.


Season	Team	Lge	REGULAR SEASON					PLAYOFFS				
			GP	G	A	Pts	PIM	GP	G	A	Pts	PIM
2007-08	Miami University (Ohio)	CCHA	42	0	8	8	20	--	--	--	--	--
2008-09	Miami University (Ohio)	CCHA	38	1	7	8	40	--	--	--	--	--
2009-10	Miami University (Ohio)	CCHA	40	3	8	11	48	--	--	--	--	--
2010-11	Miami University (Ohio)	CCHA	39	2	7	9	28	--	--	--	--	--
2011-12	Ontario Reign	ECHL	64	5	19	24	54	5	0	1	1	0
2012-13	Ontario Reign	ECHL	27	7	10	17	15	--	--	--	--	--
2012-13	Manchester Monarchs	AHL	51	2	11	13	30	4	0	0	0	2
PRO Totals			142	14	40	54	99	9	0	1	1	2
NHL Totals			0	0	0	0	0	0	0	0	0	0
AHL Totals			51	2	11	13	30	4	0	0	0	2

Block the light. Taste the difference.

Hood® Milk in the LightBlock Bottle®

Other milk bottles let in light that destroys your milk's taste and quality. But Hood's LightBlock Bottle protects your milk from the light, helping to keep it fresh, delicious, and full of the vitamins your family needs.

Always good.
Always



Visit us at **Hood.com** and become a fan
on Facebook at **facebook.com/hphood**



Colin Miller

DEFENSEMAN

AGE: 20 (Turns 21 on October 29, 2013)
BORN: Sault Ste. Marie, Ontario
SHOOTS: Right
HEIGHT: 6'0"
WEIGHT: 173 lbs.

#6

2012-13 SEASON: Collected 55 points (20-35=55) and 78 penalty minutes in 54 with the Ontario Hockey League's Sault Ste. Marie Greyhounds...Recorded career-highs in goals (20), assists (35), points (55), and plus/minus (13)...Finished fifth on the team and second among defensemen with 35 assists...Ranked third on team and second among defensemen with 55 points and 78 penalty minutes...Tied for third on the team and placed second among defensive players in the plus/minus rating with a plus-13...Led the Greyhounds with six assists and seven points (1-6=7) during their 2013 playoffs.

CAREER HIGHLIGHTS: Collected eight goals and 20 assists for 28 points and 79 penalty minutes in 54 games for the Greyhounds during the 2011-12 season...Ranked second amongst team defensemen in goals (eight), assists (20), points (28) and plus/minus rating (plus-9)...Finished fifth on the team and first among club defensemen with 79 penalty minutes...Tallied three goals and 19 assists for 22 points and 44 penalty minutes in 66 games for the Greyhounds during the 2010-11 season...Tied for second on the team in plus/minus (plus-2)...Ranked second among team defensemen with three goals...Tied for third among club blueliners in games (68), assists (19) and points (22).

TRANSACTIONS: Selected by the Los Angeles Kings in the fifth-round (151th overall) in the 2012 NHL Entry Draft...Signed a three-year entry level contract with the Kings on July 29, 2013.

Season	Team	Lge	REGULAR SEASON					PLAYOFFS				
			GP	G	A	Pts	PIM	GP	G	A	Pts	PIM
2010-11	Sault Ste. Marie Greyhounds	OHL	66	3	19	22	44	--	--	--	--	--
2011-12	Sault Ste. Marie Greyhounds	OHL	54	8	20	28	79	--	--	--	--	--
2012-13	Sault Ste. Marie Greyhounds	OHL	54	20	35	55	78	6	1	6	7	0
PRO Totals			0	0	0	0	0	0	0	0	0	0
NHL Totals			0	0	0	0	0	0	0	0	0	0
AHL Totals			0	0	0	0	0	0	0	0	0	0



Mathias NIEDERBERGER

GOALTENDER

AGE: 20 (Turns 21 on November 26, 2013)
BORN: Duesseldorf, Germany
CATCHES: Left
HEIGHT: 5'11"
WEIGHT: 170 lbs.

#1

2012-13 SEASON: Collected a 35-12-3 record, a 2.34 goals-against-average and a .933 save percentage in 56 games as the starting goaltender for the Ontario Hockey League's Barrie Colts...Recorded career-highs in games played (56), wins (35), goals-against-average (2.34), save percentage (.933), and shutouts (four).

CAREER HIGHLIGHTS: Collected a 29-14-3 record with a goals-against-average of 2.68, a .918 save percentage and three shutouts in 49 games with the Colts during the 2011-12 season...Appeared in eight games with the DEG Metro Stars of the German Elite League during the 2010-11 season...Registered a 2-4-0 record, a 3.43 goals-against-average and a .874 save percentage for the Metro Stars.

TRANSACTIONS: Signed to a one-year contract with the Monarchs July 19, 2013.

Season	Team	Lge	GP	Min	GA	EN	SO	GAA	W	L	T/SOL	Svs	Pct
2010-11	DEG Metro Stars	DEL	8	385	22	0	0	3.43	2	4	0	152	0.874
2011-12	Barrie Colts	OHL	49	2839	127	3	3	2.68	29	14	3	1424	0.918
2012-13	Barrie Colts	OHL	56	3128	122	6	4	2.34	35	12	3	1692	0.933
PRO Totals			0	0	0	0	0	0.00	0	0	0	0	0.000
NHL Totals			0	0	0	0	0	0.00	0	0	0	0	0.000
AHL Totals			0	0	0	0	0	0.00	0	0	0	0	0.000



FlyManchester.com



MASTERING HASSLE-FREE TRAVEL



Manchester·Boston
REGIONAL AIRPORT

With easy access, affordable parking and free Wi-Fi, Manchester-Boston Regional Airport is the perfect choice for travelers seeking a hassle-free experience from roadway to runway.



UNITED 



 DELTA



Brian O'NEILL

RIGHT WING

AGE: 25 (Turns 26 on June 1, 2014)
BORN: Yardley, Pennsylvania
SHOOTS: Right
HEIGHT: 5'8"
WEIGHT: 165 lbs.

#23

2012-13 SEASON: Recorded 15 points (3-12=15) and 18 penalty minutes in 49 games with the Monarchs...Collected one goal and two penalty minutes in four games during the 2013 Calder Cup Eastern Conference Quarterfinals.

CAREER HIGHLIGHTS: Registered two points (1-1=2) and four penalty minutes in 12 games with the Monarchs during the 2011-12 season...Made his professional debut with the Monarchs against the St. John's IceCaps on March 17, 2012...Registered his first professional point, the game-winning goal, against the IceCaps on March 17, 2012...Collected first professional assist against the IceCaps on March 18, 2012...Tallied an assist and six penalty minute in four games for the Monarchs during the 2012 Calder Cup Eastern Conference Quarterfinals... Recorded 21 goals and 25 assists for 46 points and 26 penalty minutes in 35 games with the Yale University's Bulldogs during the 2011-12 season...Set a collegiate career-high with 21 goals and tied his career-high with 46 points during his senior season...Led Yale in goals (21) and points (46)...Named Ivy League Player of the Year, First-Team All-New England, Academic All-ECAC Hockey, ECAC Player of the Month for both January 2012 (8-6=14) and February 2012 (6-9=15) and was ECAC Player Of The Week for January 9, 2012...Led the Bulldogs with 20 goals and 46 points (20-26=46) during his junior season (2010-11)...Named to First-Team All-ECAC for the 2010-11 season...Named to First-Team All-New England for the 2010-11 season...Led the Bulldogs with 45 points (16-29=45) during the 2009-10 season...Recorded a career-best 29 assists in 34 games for the 2009-10 season...Appeared in all but one game as a freshman for the Bulldogs for the 2008-09 season...Recorded 12 goals and 14 assists for 26 points and 37 penalty minutes during the 2008-09 season...Named ECAC Rookie of the Week on two occasions for the week of January 12, 2009 and the week of March 3, 2009... Completed his collegiate career ranked second on Yale's all-time points list (163) and assist list (94), sixth in goals scored (69) and tied for the most games played in Bulldogs history with 138.

TRANSACTIONS: Signed a one-year entry level contract with the Los Angeles Kings on March 15, 2012...Inked a one-year contract with the Kings on July 10, 2013.

Season	Team	Lge	REGULAR SEASON					PLAYOFFS				
			GP	G	A	Pts	PIM	GP	G	A	Pts	PIM
2008-09	Yale University	ECAC	33	12	14	26	37	--	--	--	--	--
2009-10	Yale University	ECAC	34	16	29	45	20	--	--	--	--	--
2010-11	Yale University	ECAC	36	20	26	46	39	--	--	--	--	--
2011-12	Yale University	ECAC	35	21	25	46	26	--	--	--	--	--
2011-12	Manchester Monarchs	AHL	12	1	1	2	4	4	0	1	1	6
2012-13	Manchester Monarchs	AHL	49	3	12	15	18	4	1	0	1	2
PRO Totals			61	4	13	17	22	8	1	1	2	8
NHL Totals			0	0	0	0	0	0	0	0	0	0
AHL Totals			61	4	13	17	22	8	1	1	2	8



Tanner PEARSON

LEFT WING

AGE: 21 (Turns 22 on August 10, 2014)
BORN: Kitchener, Ontario
SHOOTS: Right
HEIGHT: 6'0"
WEIGHT: 205 lbs.

#14

2012-13 SEASON: Made his professional debut with the Monarchs against the Providence Bruins on October 12, 2012...Registered his first professional points, two goals and an assist, against the Portland Pirates on October 20, 2012...Collected 19 goals and 28 assists for 47 points and 14 penalty minutes in 64 games with the Monarchs...Ranked fourth on the team with 19 goals and 47 points...Finished third on the team with 28 assists and tied for third with a plus/minus rating of plus-17...Tied for seventh among American Hockey League rookies with 47 points...Tied for seventh among AHL rookies with 19 goals...Tied for seventh among AHL rookies with 28 assists...Recorded one assist and four penalty minutes in four games during the 2013 Calder Cup Eastern Conference Quarterfinals...Made his National Hockey League debut with the Los Angeles Kings against the San Jose Sharks on May 18, 2013...Held scoreless in his lone NHL game during the 2013 Stanley Cup Playoffs.

CAREER HIGHLIGHTS: Collected 37 goals and 54 assists for 91 points 37 penalty minutes in 60 games for the Ontario Hockey League's Barrie Colts during the 2011-12 season...Led the team in goals (37), assists (54) and points (91)...Tied for the team-lead in plus minus/rating (plus-21)...Finished third in the OHL in scoring with 91 points, fifth in the league with 54 assists, and tied for fourth in the league with 25 power play assists...Missed all of the 2012 OHL Playoffs with a lower body injury...Tallied 15 goals and 27 assists for 42 points and 35 penalty minutes in 66 games with the Colts during the 2010-11 season...Ranked fifth on the team in scoring with 42 points and fourth on the team with 27 assists...Tied for third on the team with 66 games played for the 2010-11 season.

TRANSACTIONS: Selected by the Los Angeles Kings in the first-round (30th overall) in the 2012 NHL Entry Draft...Inked a three-year entry level contract with the Kings on August 3, 2012.

Season	Team	Lge	REGULAR SEASON					PLAYOFFS				
			GP	G	A	Pts	PIM	GP	G	A	Pts	PIM
2010-11	Barrie Colts	OHL	66	15	27	42	35	--	--	--	--	--
2011-12	Barrie Colts	OHL	60	37	54	91	37	--	--	--	--	--
2012-13	Manchester Monarchs	AHL	64	19	28	47	14	4	0	1	1	4
2012-13	Los Angeles Kings	NHL	--	--	--	--	--	1	0	0	0	0
PRO Totals			64	19	28	47	14	5	0	1	1	4
NHL Totals			0	0	0	0	0	1	0	0	0	0
AHL Totals			64	19	28	47	14	4	0	1	1	4



Alex ROACH

DEFENSEMAN

AGE: 20 (Turns 21 on April 19, 2014)
BORN: Quensel, British Columbia
SHOOTS: Left
HEIGHT: 6'4"
WEIGHT: 227 lbs.

#41

2012-13 SEASON: Tallied 49 points (15-34=49) and 72 penalty minutes for the Western Hockey League's Calgary Hitmen...Led the team with a plus/minus total of plus-42...Recorded career-highs in goals (15), assists (34), points (49), and plus/minus (plus-42)...Finished fourth on the team in assists (34) and tied for fourth in points (49)...Collected six points (2-4=6) and 12 penalty minutes in 17 playoff games for the Hitmen.

CAREER HIGHLIGHTS: Recorded 18 points (4-14=18) and a career-high 78 penalty minutes in 61 games for the Hitmen during the 2011-12 regular season...Ranked fifth on the team in penalty minutes (78)...Tallied three points (1-2=3) and two penalty minutes in five games with the Hitmen during the 2012 WHL's playoffs...Collected 16 points (4-12=14) and 77 penalty minutes in 61 games for the Hitmen during the 2010-11 season.

TRANSACTIONS: Signed by the Los Angeles Kings to a three-year entry level contract on September 26, 2011.

Season	Team	Lge	REGULAR SEASON					PLAYOFFS				
			GP	G	A	Pts	PIM	GP	G	A	Pts	PIM
2010-11	Calgary Hitmen	WHL	61	4	12	16	77	--	--	--	--	--
2011-12	Calgary Hitmen	WHL	61	4	14	18	78	5	1	2	3	2
2012-13	Calgary Hitmen	WHL	62	15	34	49	72	17	2	4	6	12
PRO Totals			0	0	0	0	0	0	0	0	0	0
NHL Totals			0	0	0	0	0	0	0	0	0	0
AHL Totals			0	0	0	0	0	0	0	0	0	0



Scott SABOURIN

RIGHT WING

AGE: 21 (Turns 22 on July 30, 2014)
BORN: Orleans, Ontario
SHOOTS: Right
HEIGHT: 6'3"
WEIGHT: 203 lbs.

#25

2012-13 SEASON: Recorded career-highs in goals (30), assists (20), points (50), penalty minutes (142), and plus/minus (plus-14) in 65 games for the Ontario Hockey League's Oshawa Generals...Made his professional debut with the Monarchs against the Hershey Bears on April 13, 2013...Collected his first professional point, an assist, against the Bears on April 13, 2013...Totaled one point (0-1=1) and four penalty minutes in five games with the Monarchs...Registered seven penalty minutes in three games with the Monarchs during the 2013 Calder Cup Eastern Conference Quarterfinals.

CAREER HIGHLIGHTS: Appeared in 55 games for the Generals during the 2011-12 season...Registered 10 goals and nine assists for 19 points and 111 penalty minutes for Oshawa...Registered six goals and four assists for 10 points and 75 penalty minutes in 42 games for the Generals during the 2010-11 season...Collected one assist and two penalty minutes in four games with the Generals during the 2009-10 season.

TRANSACTIONS: Signed a two-year American Hockey League contract with the Manchester Monarchs on Wednesday, April 10.

Season	Team	Lge	REGULAR SEASON					PLAYOFFS				
			GP	G	A	Pts	PIM	GP	G	A	Pts	PIM
2009-10	Oshawa Generals	OHL	4	0	1	1	2	--	--	--	--	--
2010-11	Oshawa Generals	OHL	42	6	4	10	75	10	1	2	3	15
2011-12	Oshawa Generals	OHL	55	10	9	19	111	6	0	0	0	10
2012-13	Oshawa Generals	OHL	65	30	20	50	142	9	4	3	7	12
2012-13	Manchester Monarchs	AHL	5	0	1	1	4	3	0	0	0	7
PRO Totals			5	0	1	1	4	3	0	0	7	0
NHL Totals			0	0	0	0	0	0	0	0	0	0
AHL Totals			5	0	1	1	4	3	0	0	7	0



Open net.

▶ We're there for the heart-stopping wins and heart-breaking losses.

From the minor leagues to the big leagues, we've got the best pictures and most comprehensive sports coverage in the state. We cover opening night to the championships, and everything in between. Open up the New Hampshire Union Leader and you'll find the scores, plays and players you're looking for. We'll give you something to cheer about.

NEW HAMPSHIRE
UNION LEADER

Open up New Hampshire.

To subscribe: 668-1210 • UnionLeader.com



Champion *in the making.*

For all of life's special moments, Dead River Company is committed to keeping you comfortable year-round with products and services you can depend on:

- Propane and Heating Oil Delivery
- Price Protection Programs
- Heating System Installation and Maintenance
- Service Plans
- Air Conditioning

As a local company, we are also here to support the communities we serve and are proud to sponsor the Manchester Monarchs, the AHL affiliate of the 2012 Stanley Cup Champion, Los Angeles Kings.

Delivering on **A promise.**[™]




Manchester (603) 625-8531

Bristol (603) 744-5456

Portsmouth (603) 430-8444

www.deadriverriver.com



Nick SHORE

FORWARD

AGE: 21 (Turns 22 on September 26, 2014)
BORN: Denver, Colorado
SHOOTS: Right
HEIGHT: 6'0"
WEIGHT: 195 lbs.

#37

2012-13 SEASON: Tallied 34 points (14-20=34) in 39 games for the University of Denver Pioneers...Led the Pioneers in points (34)...Tied for first in assists (20) and second in goals (14)...Ranked fourth on the team and set a career-high with 47 penalty minutes.

CAREER HIGHLIGHTS: Recorded a career-high 41 points (13-28=41) in 43 games for the Pioneers during the 2011-12 season...Ranked third on the team in goals (13), assists (28), and total points (41)...Collected 18 points (7-11=18) and 37 penalty minutes during his freshman year with the Pioneers during the 2010-11 season.

INTERNATIONAL: Won a gold medal at the 2010 World Under-18 Championships with Team USA...Collected 10 points (3-7=10) in seven games during the championship.

TRANSACTIONS: Selected by the Los Angeles Kings in the third round (82nd overall) in the 2011 NHL Entry Draft...Signed to a three-year entry level contract with the Kings April 13, 2013.

REGULAR SEASON														PLAYOFFS			
Season	Team	Lge	GP	G	A	Pts	PIM	GP	G	A	Pts	PIM					
2009-10	Team USA	WCU18	7	3	7	10	0	--	--	--	--	--					
2010-11	University of Denver	WCHA	33	7	11	18	37	--	--	--	--	--					
2011-12	University of Denver	WCHA	43	13	28	41	16	--	--	--	--	--					
2012-13	University of Denver	WCHA	39	14	20	34	47	--	--	--	--	--					
PRO Totals			0	0	0	0	0	0	0	0	0	0					
NHL Totals			0	0	0	0	0	0	0	0	0	0					
AHL Totals			0	0	0	0	0	0	0	0	0	0					



Tyler TOFFOLI

RIGHT WING

AGE: 21 (Turns 22 on April 24, 2014)
BORN: Scarborough, Ontario
SHOOTS: Right
HEIGHT: 6'1"
WEIGHT: 187 lbs.

#26

2012-13 SEASON: Finished third amongst Monarchs players with 51 points (28-23=51)...Led the team with 28 goals and 178 shots on goal...Ranked fourth among American Hockey League rookies with 51 points...Ranked second among AHL rookies with 28 goals...Led AHL rookies and the Monarchs with three shorthanded goals...Collected two hat tricks against the Portland Pirates on November 20, 2012 and December 22, 2012...Represented the Monarchs and the Eastern Conference at the 2013 AHL All Star Classic in Providence, Rhode Island January 27-28, 2013...Recorded two points (1-1=2) for the Eastern Conference as they fell 7-6 in the 2013 AHL All-Star Classic on January 28, 2013...Named the Dudley "Red" Garrett Memorial Award winner as the AHL's Outstanding Rookie for the 2012-13 season...Made his National Hockey League debut with the Los Angeles Kings against the San Jose Sharks on March 16, 2013...Scored first NHL points, a goal and an assist, against the Phoenix Coyotes on March 18, 2013...Tallied five points (2-3=5) and two penalty minutes in 10 games with the Kings...Collected six points (2-4=6) in 12 games for the Kings during the 2013 Stanley Cup Playoffs.

CAREER HIGHLIGHTS: Recorded 52 goals and 48 assists for 100 points in 65 games for the Ontario Hockey League's Ottawa 67's during the 2011-12 season...Led the OHL in goals (52) and finished second in the league's scoring race with 100 points...Tied for fourth in the OHL with seven shorthanded goals...Tallied 11 goals and seven assists for 18 points and 21 penalty minutes in 18 games during the 2012 playoff games for the 67's...Made his professional debut with the Monarchs against the Providence Bruins on April 10, 2011...Scored his first professional goal in his debut against the Bruins on April 10, 2011...Recorded one point (1-0=1) and zero penalty minutes in one game with the Monarchs during the 2010-11 season...Tallied one goal and six penalty minutes in five games during the 2011 Calder Cup Atlantic Division Semifinals...Collected 57 goals and 51 assists for 108 points and 33 penalty minutes in 68 games for the Ottawa 67's in the 2010-11 season...Recorded a career-best plus/minus (plus 54)...Led 67's in goals (57) and points (108) for the 2010-11 season...Tied for the OHL lead with 108 points, led the league in goals (57) and finished tied for fifth in the league in plus/minus rating (plus-44)...Recorded 37 goals and 42 assists for 79 points (37-42=79) in 65 games for the 67's during their 2009-10 campaign...Totalled a career-high 54 penalty minutes...Ranked second on the 67's in goals scored and points and led the 67's with 10 power play goals...Skated in the 2009-10 All-Star Classic representing the 67's, recording five assists for the Eastern Conference All-Stars during the contest...Scored 17 goals and recorded 29 assists for 46 points during the 2008-09 season with the 67's...Finished 12th in the league in rookie scoring (17-29=46) in 54 games and was named to the 2008-09 OHL All-Rookie Team.

TRANSACTIONS: Selected by the Los Angeles Kings in the second-round (47th overall) in the 2010 NHL Entry Draft...Inked a three-year entry level contract with the Kings on April 18, 2011.

Season	Team	Lge	REGULAR SEASON					PLAYOFFS				
			GP	G	A	Pts	PIM	GP	G	A	Pts	PIM
2008-09	Ottawa 67's	OHL	54	17	29	46	16	7	2	6	8	4
2009-10	Ottawa 67's	OHL	65	37	42	79	54	12	7	6	13	10
2010-11	Ottawa 67's	OHL	68	57	51	108	33	4	3	5	8	4
2010-11	Manchester Monarchs	AHL	1	1	0	1	0	5	1	0	1	6
2011-12	Ottawa 67's	OHL	65	52	48	100	22	18	11	7	18	21
2012-13	Manchester Monarchs	AHL	58	28	23	51	18	-	-	-	-	-
2012-13	Los Angeles Kings	NHL	10	2	3	5	2	12	2	4	6	0
PRO Totals			69	31	26	57	20	17	3	4	7	6
NHL Totals			10	2	3	5	2	12	2	4	6	0
AHL Totals			59	29	23	52	18	5	1	0	1	6



*he's ready to hit the slopes
we're ready to keep him healthy*

primary care

CMC's Primary Care medical professionals offer a full spectrum of services for your **entire family** and are ready to offer you the personalized, expert attention you deserve.

call today: **603.314.4750**
CatholicMedicalCenter.org

*caring for our community
in your community*

bedford

Family Health & Wellness Center
Granite State Internal Medicine
Willowbend Family Practice

goffstown

Goffstown Primary Care

hooksett

Hooksett Primary Care

manchester

Amoskeag Primary Care
Family Physicians of Manchester
Queen City Medical Associates
Webster Street Internal Medicine

+plus

Urgent Care
5 Washington Place, Bedford
Open 7 days a week;
No appointments necessary



Linden VEY

RIGHT WING

AGE: 22 (Turns 23 on July 17, 2014)
BORN: Wakaw, Saskatchewan
SHOOTS: Right
HEIGHT: 6'0"
WEIGHT: 200 lbs.

#9

2012-13 SEASON: Led the Monarchs with 45 assists and 67 points (22-45=67) in 74 games...Ranked third on the team with 22 goals...Ranked second on the team with a plus-18 rating...Set career-highs with 22 goals, 45 assists and 67 points...Tied a career-high with 74 games played...Collected a season-high four assists in a single game for the Monarchs against the Portland Pirates on November 20, 2012 and against the Albany Devils on January 11, 2013...Tied for the team-lead with two goals in four games during the 2013 Calder Cup Eastern Conference Quarterfinals.

CAREER HIGHLIGHTS: Registered 19 goals and 24 assists for 43 points in a career-high 74 games with the Monarchs during the 2011-12 season...Made his professional debut against the Springfield Falcons on October 7, 2011...Tallied first professional points, two assists, against the Providence Bruins on October 14, 2011...Recorded first professional goal against the Portland Pirates on October 19, 2011...Finished third on the team in points (43), tied for third on the team with 24 assists and tied for third with 74 games played...Set a single-game club record with a plus-5 rating against the Wilkes-Barre/Scranton Penguins on February 23, 2012...Named Reebok/AHL Rookie of the Month for February 2012 by tallying six goals and eight assists for 14 points and a plus-9 rating in 12 games...Tied for first among team forwards in games played (74)...Led the Monarchs with six points (2-4=6) in four games during the 2012 Calder Cup Eastern Conference Quarterfinals...Tied for the team lead in goals (two) and assists (four) in the playoffs...Collected 46 goals and 70 assists for a career-best 116 points in 69 games for the Western Hockey League's Medicine Hat Tigers during the 2010-11 season...Led the WHL in points (116)...Recipient of the WHL's Leading Scorer Award (Bobby Clarke Trophy) with 116 points during the 2010-11 season...Led the Canadian Hockey League with 116 points that same season...Named to the WHL's First-Team All-Star...Tied for third in the WHL in goals (46), ranked second in assists (70), tied for fourth in shorthanded goals (five), tied for seventh in game-winning goals (seven) and tied for 13th in plus-minus (plus-37) during the 2010-11 campaign...Ranked eighth in points (25), fourth in goals (12) and tied for eighth in assists (13) in the 2010-11 WHL Playoffs...Assisted Medicine Hat in advancing to the WHL's 2011 Eastern Conference Finals...Led Medicine Hat in points (75) and assists (51), ranked second in shorthanded goals (three) and ranked third in overall goals (24) for the 2009-10 season...Helped Medicine Hat advance to the 2010 WHL's Eastern Conference Semifinals...Tied for second on the club in points (eight) and tied for first in assists (six) during the 2010 playoffs...Led Medicine Hat in assists (48), ranked second in points (72) and finished third in goals (24) during the 2008-09 season...Tied for 11th in WHL in power play goals (24) for the 2008-09 season...Helped Medicine Hat advance to the 2009 WHL's Eastern Conference Semifinals...Posted eight goals and nine assists for 17 points (8-9=17) in 48 games with the Tigers during the 2007-08 season...Recorded 280 points (102-178=280) and 111 penalty minutes in 262 games with Medicine Hat over five seasons (2006-11).

TRANSACTIONS: Selected by the Los Angeles Kings in the fourth-round (96th) of the 2009 NHL Entry Draft...Signed a three-year entry-level contract with the Kings on May 23, 2011.

Season	Team	Lge	REGULAR SEASON					PLAYOFFS				
			GP	G	A	Pts	PIM	GP	G	A	Pts	PIM
2006-07	Medicine Hat Tigers	WHL	2	0	0	0	2	-	-	-	-	-
2007-08	Medicine Hat Tigers	WHL	48	8	9	17	21	5	0	1	1	2
2008-09	Medicine Hat Tigers	WHL	71	24	48	72	20	11	2	5	7	2
2009-10	Medicine Hat Tigers	WHL	72	24	51	75	34	12	2	6	8	8
2010-11	Medicine Hat Tigers	WHL	69	46	70	116	36	15	12	13	25	8
2011-12	Manchester Monarchs	AHL	74	19	24	43	16	4	2	4	6	0
2012-13	Manchester Monarchs	AHL	74	22	45	67	32	4	2	0	2	4
PRO Totals			148	41	69	110	48	8	4	4	8	4
NHL Totals			0	0	0	0	0	0	0	0	0	0
AHL Totals			148	41	69	110	48	8	4	4	8	4



Official Wireless Provider of the Manchester Monarchs

GET CHARGED UP FOR THE GAME!

Visit the Verizon Wireless
charging station behind sections 104/105
for a FREE Charge.

Verizon Wireless now offers
select accessories at the
Arena Charging Booth.



Droid Ultra by  **MOTOROLA**
Powered by 4G LTE.

Chargers not available on-site for all models; Visit the Verizon Wireless table for more details.

DROID is a trademark of Lucasfilm, Ltd. and its related companies. Used under license.

Unauthorized use or duplication of these marks is strictly prohibited by law. © 2013 Verizon Wireless.

Jordan Weal

CENTER

AGE: 21 (Turns 22 on April 15, 2014)
BORN: North Vancouver, British Columbia
SHOOTS: Right
HEIGHT: 5'10"
WEIGHT: 171 lbs.

#19

2012-13 SEASON: Recorded 33 points (15-18=33) and 38 penalty minutes in 63 games for the Monarchs... Collected his first professional goal against the Springfield Falcons on November 30, 2012...Set career-highs in games played (63), goals (15), assists (18), points (33), penalty minutes (38), and plus/minus (plus-8)... Ranked fifth on the team in assists (18)...Tied for second on the team with six power play goals...Recorded two points (0-2=2) and four penalty minutes in four games during the 2013 Calder Cup Eastern Conference Quarterfinals.

CAREER HIGHLIGHTS: Skated in two games with the Monarchs during the 2011-12 season...Collected 41 goals and 75 assists for 116 points in 70 games for the Western Hockey League's Regina Pats...Set amateur career-highs in assists (75), points (116), and plus-minus (plus-31)...Tied for fourth in the WHL in scoring (116) and fourth in the league in assists (75)...Recorded five points (1-4=5) in five WHL playoff games...Collected his first professional point, an assist, against the Portland Pirates on April 6, 2011...Made his professional debut against the Norfolk Admirals on March 25, 2011...Registered one point (0-1=1) in seven games with the Monarchs during the 2010-11 season...Led the Regina Pats with 43 goals and 53 assists for 96 points in 72 games during their 2010-11 campaign...Finished tied for fifth in the WHL in scoring with 96 points that season... Recorded 35 goals and 67 assists for 102 points for the Pats during the 2009-2010 season... Ranked first on the team in assists (67) and second in points (102)...Ranked second in assists (67) and third in points (102) in the WHL that year...Became the first 17-year-old player in 10 years to record 100 points in a WHL season with an assist against Saskatoon on March 10, 2010...Appeared in 65 games during the 2008-09 WHL season for the Pats, scoring 16 goals and 54 assists for 70 points...Led all WHL 16-year-olds with 70 points in 65 games...Led the team and was tied for first among WHL rookies in assists (54) during his first full season of junior hockey...Ranked second on the team and second among rookies in the league with 70 points, four points behind right wing Kellan Tochkin of the Everett Silvertips...Made three regular season appearances for Regina during the 2007-08 season, recording an assist against the Portland Winter Hawks in his first game...Appeared in four playoff games during the 2008 WHL post-season...Finished Pats career with 385 points (135-250=385) in 282 games...Ranked fourth on Regina's all-time scoring list with 385 points.

TRANSACTIONS: Selected by the Los Angeles Kings in the third-round (70th overall) in the 2010 NHL Entry Draft...Signed a three-year, entry level contract with the Kings on April 18, 2011.

Season	Team	Lge	REGULAR SEASON					PLAYOFFS				
			GP	G	A	Pts	PIM	GP	G	A	Pts	PIM
2007-08	Regina Pats	WHL	3	0	1	1	0	4	0	0	0	0
2008-09	Regina Pats	WHL	65	16	54	70	26	--	--	--	--	--
2009-10	Regina Pats	WHL	72	35	67	102	54	--	--	--	--	--
2010-11	Regina Pats	WHL	72	43	53	96	70	--	--	--	--	--
2010-11	Manchester Monarchs	AHL	7	0	1	1	0	--	--	--	--	--
2011-12	Regina Pats	WHL	70	41	75	116	36	5	1	4	5	0
2011-12	Manchester Monarchs	AHL	2	0	0	0	0	--	--	--	--	--
2012-13	Manchester Monarchs	AHL	63	15	18	33	38	4	0	2	2	4
PRO Totals			72	15	19	34	38	4	0	2	2	4
NHL Totals			0	0	0	0	0	0	0	0	0	0
AHL Totals			72	15	19	34	38	4	0	2	2	4

LOS ANGELES KINGS PROSPECTS

Player	Pos	S/C	Ht	Wt	DOB	Birthplace
Justin Auger	RW	R	6-7	229	5/14/1994	Kitchener, ON
Patrik Bartosak	G	L	6-1	193	3/29/1993	Novy Jicin, Czech
Jonny Brodzinski	C	L	6-0	202	6/19/1993	Ham Lake, MN
Nic Dowd	C	R	6-1	175	5/27/1990	Huntsville, AL
Nick Ebert	D	R	6-0	200	5/11/1994	Red Bank, NJ
Hudson Fasching	RW	R	6-2	213	7/28/1995	Milwaukee, WI
Christopher Gibson	G	L	6-1	187	12/27/1992	Karkkila, FIN
Kevin Gravel	D	L	6-4	185	3/6/1992	Marquette, MI
Tomas Hyka	RW	R	5-11	160	3/23/1993	Mlada Boleslav, Czech
Dominik Kubalik	LW	L	6-2	179	8/21/1995	Pizen, Czech
Paul Ladue	D	R	6-1	186	9/6/1992	Bemidji, MN
Zachary Leslie	D	L	6-0	175	1/31/1994	Ottawa, ON
Joel Lowry	LW	L	6-1	180	11/15/1991	Calgary, MO
Kurtis MacDermid	D	L	6-5	208	3/25/1994	Sauble Beach, QC
Michael Mersch	LW	L	6-2	198	10/2/1992	Park Ridge, IL
Andrei Shefer	LW	L	6-1	194	7/26/1981	Yekaterinburg, Russia
Valentin Zykov	LW	R	6-0	209	5/15/1995	St. Petersburg, Russia



ICED AND READY

*Nothing goes with Monarchs hockey like the just-right
taste of Bud Light. It's the sure sign of gametime.*

HERE WE GO



ENJOY RESPONSIBLY

©2011 Anheuser-Busch, Bud Light® Beer, St. Louis, MO



Open net.

▶ We're there for the heart-stopping wins and heart-breaking losses.

From the minor leagues to the big leagues, we've got the best pictures and most comprehensive sports coverage in the state. We cover opening night to the championships, and everything in between. Open up the New Hampshire Union Leader and you'll find the scores, plays and players you're looking for. We'll give you something to cheer about.

NEW HAMPSHIRE
UNION LEADER

Open up New Hampshire.

To subscribe: 668-1210 • UnionLeader.com

Come in early, because it's going to get very busy around here.



How far do you have to go to find a place that offers you great food, great drinks and a fun, family atmosphere? Right around the corner at JD's Tavern. It's a great place before or after an event at the Verizon Wireless Arena, or any night out with family or friends.

JD'S TAVERN

of Manchester

Food • Drink • Friends

Radisson Hotel Manchester
at the Center of New Hampshire
700 Elm Street
625-1000

KINGS TEAM INFORMATION

HOME ICE Staples Center

1111 S. Figueroa Street
Los Angeles, CA 90015
Tel: 213-742-7100

TRAINING CENTER Toyota Sports Center

555 N. Nash Street
El Segundo, CA 90245
Tel: 310-535-4500
GM Fax: 310-535-4525

BUSINESS OFFICE Continental Building

300 N. Continental Blvd., Ste. 500
El Segundo, CA 90245
Tel: 310-535-4500



OWNERSHIP

Owner	Philip F. Anschutz
Owner	Edward P. Roski, Jr.
Alternate Governor	Dan Beckerman
Executive Assistant to Alternate Governor	Tanya Brice
Executive Assistant, Office of the Chairman	Carla Garcia

EXECUTIVE

President/General Manager,	
Alternate Governor	Dean Lombardi
President, Business Operations,	
Alternate Governor	Luc Robitaille
Chief Operating Officer	Kelly Cheeseman

HOCKEY OPERATIONS

Vice President/Assistant General Manager	Rob Blake
Special Assistant to the General Manager	Jack Ferreira
Vice President/Hockey Operations and	
Legal Affairs	Jeff Solomon
Director of Team Operations	Marshall Dickerson

COACHES

Head Coach	Darryl Sutter
Assistant Coach	John Stevens
Assistant Coach	Davis Payne
Goaltending Coach	Bill Ranford
Video Coordinator	Zach Ziegler

PLAYER DEVELOPMENT

Player Development	Nelson Emerson
Senior Advisor/Development Coach	Mike O'Connell
Goaltender Development	Kim Dillabaugh
Development Consultant	Glen Murray

TRAINERS - MEDICAL

Head Athletic Trainer	Chris Kingsley
Assistant Athletic Trainer	Myles Hirayama
Massage Therapist	Chris Pikosky
Strength and Conditioning Coach	Ryan van Asten

TRAINERS - EQUIPMENT

Head Equipment Manager	Darren Granger
Assistant Equipment Manager	Dana Bryson
Assistant Equipment Manager	Denver Wilson
Equipment	Bobby Halfacre

MEDICAL

Team Physician	Dr. Ronald Kvitne
Team Internist	Dr. Michael Mellman
Team Dentist	Dr. Ken Ochi
Team Ophthalmologist	Dr. Howard Lazerson

SCOUTS/HOCKEY OPERATIONS

Scouting Operations Coordinator/Assistant to the General Manager	Lee Callans
Senior Pro Scout	Rob Laird
Pro Scout	Alyn McCauley
Pro Scout	Joe Paterson
Director of Amateur Scouting	Mark Yannetti
Director of Amateur Scouting	Michael Futa
Director of European Scouting	Christian Ruuttu
Amateur Scout-Western Canada	Brent McEwen
Amateur Scout-United States	Tony Gasparini
Amateur Scout-Quebec/Maritimes	Denis Fugere
Amateur Scout-Northeastern US	Bob Crocker
Amateur Scout-Ontario	Clay Leibel
Amateur Scout-Europe	Niklas Andersson
Collegiate Scout-Western	Mike Donnelly
Collegiate Scout-Eastern	Mark Mullen
Video Technician	Bob Friedlander
Video Technician	Bill Gurney

BROADCASTERS

TV Play-by-Play Announcer	Bob Miller
Radio Play-by-Play Announcer	Nick Nickson
TV Color Commentator	Jim Fox
Radio Color Commentator	Daryl Evans

COMMUNICATIONS

Vice President, Communications and Broadcasting	Michael Altieri
Senior Director, Communications/Content	Jeff Moeller
Director of Production	Aaron Brenner
Senior Manager, Communications	Mike Kalinowski
Manager, Communications and Broadcasting	Jeremy Zager
Associate Producer	Rob McPherson
Beat Reporter	Jon Rosen

TEAM INFORMATION

2012-13 Record	27-16-5, 59 Points 2nd/Pacific Division 5th/Western Conference
Home Ice	STAPLES Center
Opened	October, 1999
Seats for Hockey	18,118
Rink Dimensions	200' by 85'
Training Center	Toyota Sports Center
Opened	March, 2000
Team Colors	Silver, Black, White
Radio Flagship	KTLK AM 1150
Television	FS West
AHL Affiliate	Manchester Monarchs
ECHL Affiliate	Ontario Reign



REIGN TEAM INFORMATION

HOME ICE

Citizens Business Bank Arena

4000 Ontario Center Parkway

Ontario, CA 91764

Tel: 909-244-5500

OFFICES

901 Via Piemonte, Suite 370

Ontario, CA 91764

Tel: 909-941-7825

Fax: 909-204-5555

EXECUTIVE

Governor	Barry Kemp
President	Justin Kemp
Executive Vice President of Sales and Marketing	David Oldham

COACH

Head Coach/Director of Hockey Operations ... Jason Christie

TRAINER

Head Athletic Trainer/Equipment Manager ... Bobby Walls

COMMUNICATIONS

Senior Director of PR/Community/Corporate Relations Laura Tolbirt

TEAM INFORMATION

2012-13 Record	46-19-3-4, 99 pts
Home Ice	Citizens Business Bank Arena
Opened	October 2008
Seats for Hockey	9,616
Rick Dimensions	200' by 85'
Team Colors	Navy, Grey, Burnt Orange
Webcast	America One
NHL Affiliate	Los Angeles Kings
AHL Affiliate	Manchester Monarchs

AHL INFORMATION

THE AMERICAN HOCKEY LEAGUE

One Monarch Place, Suite 2400

Springfield, MA 01144

Tel: 413-781-2030

Fax: 413-733-4767

www.theahl.com



FRONT OFFICE DIRECTORY

President/Chief Executive Officer	David Andrews	Director, Finance & Administration	Drew Griffin
Executive Vice President, Marketing & Business Development	Chris Nikolis	Director, Hockey Administration/ AHL Central Registry	Melissa Caruso
Vice President, Hockey Operations...	Michael Murray	Director, Team Business Analytics	Maria Lauring
Vice President, Communications	Jason Chaimovitch	Manager, Team Business Services.....	Jonathan Forsberg
General Counsel	Joe Rodio	Manager, Marketing Services	Kristen Krasinskas
Vice President, Licensing & Corporate Sales ..	Sean Lavoine	Coordinator, Digital Media Communications	Alyssa Dombrowski
Vice President, Team Business Services	Nathan Costa	Executive Assistant, Hockey Operations.....	Kelly Flanagan

2013-14 AHL RULE CHANGES

Fighting (Helmets): No player may remove his helmet prior to engaging in a fight. If he should do so, he shall be assessed a two minute front penalty for unsportsmanlike conduct. Helmets that come off in the course of and resulting from the altercation will not result in a penalty to either player.

Goal Frame: AHL goal frames will now be 40 inches in depth as opposed to the previous 44 inch measurement. The newly approved goal frame will be utilized in League play at a date to be determined by the League.

Goalkeeper's Equipment (Leg Guards): The previous rule, instituted prior to the 2010-11 season, stated that a goalie's leg pads could not go higher on his leg than 55% of the distance between the center of his knee and his pelvis. For the upcoming 2013-14 season, this measurement has been reduced to 45%.

Fighting (Instigator): An instigator of an altercation shall be a player who by his actions or demeanor demonstrates any/some of the following criteria: distance traveled; gloves off first; first punch thrown; menacing attitude or posture; verbal instigation or threats; conduct in retaliation to a prior game (or season) incident; obvious retribution for a previous incident in the game or season.

Illegal Check to the Head: A hit resulting in contact with an opponent's head where the head was the main point of contact and such contact to the head was avoidable is not permitted. In determining whether contact with an opponent's head was avoidable, the circumstances of the hit including the following shall be considered.



A Tradition of Excellence
Est. 1936

the HISTORY

The American Hockey League is enjoying its 78th season of play in 2013-14, continuing a tradition of excellence that began in 1936 when the Canadian-American Hockey League merged with the International Hockey League to form what is today known as the AHL. Eight teams hit the ice that first season, playing in Buffalo, Cleveland, New Haven, Philadelphia, Pittsburgh, Providence, Springfield and Syracuse.

Frank Calder, the National Hockey League's president at the time, was instrumental in the forming of the new league, and his name would be given to its championship trophy. The first Calder Cup was won by the Syracuse Stars in 1937; the 77th championship was captured by the Grand Rapids Griffins last spring.

the LEGENDS

Over the past three-quarters of a century, the American Hockey League has been home to some of the greatest players in the history of our sport. In fact, more than 100 honored members of the Hockey Hall of Fame have been affiliated with the AHL during their careers. All-time greats like **George Armstrong, Toe Blake, Gump Worsley, Terry Sawchuk, Glenn Hall, Brad Park, Ken Dryden and Brett Hull** came through the AHL ranks and now find themselves enshrined in Toronto, and the coveted Calder Cup trophy is inscribed with the names of legendary AHL alumni like **Patrick Roy, Larry Robinson, Gerry Cheevers, Andy Bathgate, Tim Horton, Al Arbour, Emile Francis, Doug Harvey and Billy Smith.**




Adam Oates

Honored Member, Hockey Hall of Fame
1986 Calder Cup Champion

The American Hockey League has created its own legends as well, and in 2006 began honoring them with the formation of the AHL Hall of Fame. The eighth class of inductees, recognized in 2013, included **Harvey Bennett, Ken Gernander, Jim Morrison and Peter White.** They join the likes of **Johnny Bower, Fred Glover, Jody Gage, Mitch Lamoureux, Willie Marshall, Frank Mathers, Eddie Shore, Bruce Boudreau, Tim Tookey, Zellio Toppazzini** and others as distinguished members of the American Hockey League Hall of Fame.

In today's National Hockey League more than 87 percent of the players are AHL alumni, including 2013 Norris Trophy winner **P.K. Subban** of the Montreal Canadiens and 2013 Lady Byng and Art Ross Trophy recipient **Martin St. Louis** of the Tampa Bay Lightning. The 2013 Stanley Cup champion Chicago Blackhawks were stocked with AHL graduates as well, among them **Duncan Keith, Patrick Sharp, Corey Crawford, Bryan Bickell, Brandon Saad, Dave Bolland** and head coach **Joel Quenneville.**



Corey Crawford
2013 Stanley Cup Champion

the PLAYERS

During the 2012-13 season, more than 800 AHL alumni played in the National Hockey League, including 346 who skated in both leagues last year alone. Philadelphia's **Claude Giroux**, Boston's **Brad Marchand**, Anaheim's **Ryan Getzlaf** and Minnesota's **Zach Parise** were among the 21 AHL graduates who led their NHL teams in scoring, and former AHL All-Stars **Pekka Rinne**, **Tuukka Rask**, **Cory Schneider**, **Braden Holtby** and **Jimmy Howard** were among the 27 AHL goaltending alumni who paced their NHL clubs in victories. More than 270 former first- and second-round draft picks developed their skills in the AHL last season, including 2013 AHL scoring champion **Brandon Pirri** and 2013 Calder Cup Playoffs MVP **Tomas Tatar**.




Photo: Steven Chirsky

Edmonton Oilers defenseman **Justin Schultz** was an All-Rookie Team selection in both the NHL and the AHL in 2012-13.

the COACHES

At the start of the 2013-14 season, the National Hockey League featured 23 head coaches who were former AHL bench bosses, including recent Stanley Cup champions **Joel Quenneville** (Chicago, 2010, 2013), **Claude Julien** (Boston, 2011), **Dan Bylsma** (Pittsburgh, 2009), **Mike Babcock** (Detroit, 2008), **Randy Carlyle** (Anaheim, 2007), **Peter Laviolette** (Carolina, 2006) and **John Tortorella** (Tampa Bay, 2004).

"The American Hockey League has been essential in developing my potential both as a player and as a coach. Being able to hone my skills and improve at a high level of competition was key to reaching my goals of playing in the NHL, becoming a head coach and winning the Stanley Cup."

-- Dan Bylsma, Head Coach, Pittsburgh Penguins and 2014 U.S. Olympic Team
2011 Jack Adams Award Winner, 2009 Stanley Cup Champion



Greg Ahe Photography

The Toronto Marlies and Hamilton Bulldogs squared off at a sold-out Air Canada Centre on Boxing Day last season.

the FANS

For just the second time in league history, more than 6.5 million fans attended regular-season AHL games in 2012-13, and the average of 5,710 fans per game was the third-largest ever. The Hershey Bears paced the league for the seventh year in a row, averaging 10,046 fans per game last season, and showcase games in Philadelphia, Buffalo, Toronto, Washington and Montreal all drew better than 18,500 fans each.

the STARS

The AHL All-Star Classic showcases the league's top talent each year in an All-Star Skills Competition and All-Star Game. The 2013 Dunkin' Donuts AHL All-Star Classic was held in front of capacity crowds in Providence, R.I., and televised live across the U.S. and Canada.

Of the 630 players to take part in the AHL All-Star Classic since 1995, more than 93 percent have competed in the National Hockey League, including **Patrice Bergeron**, **Daniel Briere**, **Ryan Callahan**, **Zdeno Chara**, **Niklas Kronwall**, **Chris Kunitz**, **Ryan Miller**, **Bobby Ryan**, **Jason Spezza** and **Eric Staal**.



Photo: Alan Sullivan/AHL

Ryan Hamilton
2013 AHL All-Star Game MVP



/TheAHL



theahl.com



@TheAHL



DAVID A. ANDREWS

PRESIDENT AND CHIEF EXECUTIVE OFFICER,
AMERICAN HOCKEY LEAGUE



American Hockey League

One Monarch Place – Springfield, MA 01144

Phone: (413) 781-2030 Fax: (413) 733-4767

Dear Fans,

It is my great pleasure to welcome you to another exciting season of American Hockey League action. We are proud to be entering our 78th season of continuous play, bringing a tradition of excellence and an entertaining, physical, and highly skilled level of play to more than 6 million hockey fans annually across North America.

Once again in 2013-14, there are 30 teams competing for the historic Calder Cup championship and all 30 National Hockey League clubs are developing their top prospects and draft picks in the AHL. Last season more than 270 first- and second-round NHL draft picks competed in the American Hockey League, and 346 players took the ice in both the AHL and the NHL.

We continue to be proud of our tradition of developing the best hockey talent in the world, with over 87 percent of today's NHL players, coaches and officials having honed their skills in the American Hockey League. Our loyal and passionate fans through the years have enjoyed cheering for more than 100 future Hockey Hall of Famers, and have rooted for more than 100 Calder Cup champions who would go on to have their names engraved on the Stanley Cup as well.

In this Olympic year we are excited to bring an international twist to our schedule: In December, the Rochester Americans will represent the AHL at the prestigious Spengler Cup tournament in Davos, Switzerland. And in February, Färjestad BK – one of the top teams in the Swedish Hockey League – will face off against the AHL's best at the 2014 AHL All-Star Classic in St. John's, N.L.

We're pleased to welcome the fans in Iowa and Utica back to the AHL as the Iowa Wild and Utica Comets begin play this fall, joining the rest of the league in looking to dethrone the defending Calder Cup champion Grand Rapids Griffins in the chase for the AHL's 2014 crown.

On behalf of all of our teams, thank you again for your continuing support and I wish you the utmost enjoyment in following your club through what is sure to be another terrific season.

Sincerely,

David A. Andrews
President & Chief Executive Officer
American Hockey League



DIVISION ALIGNMENT

EASTERN CONFERENCE

Atlantic Division

Manchester Monarchs (*Los Angeles Kings*)
 Portland Pirates (*Phoenix Coyotes*)
 Providence Bruins (*Boston Bruins*)
 St. John's IceCaps (*Winnipeg Jets*)
 Worcester Sharks (*San Jose Sharks*)

Northeast Division

Adirondack Phantoms (*Philadelphia Flyers*)
 Albany Devils (*New Jersey Devils*)
 Bridgeport Sound Tigers (*New York Islanders*)
 Hartford Wolf Pack (*New York Rangers*)
 Springfield Falcons (*Columbus Blue Jackets*)

East Division

Binghamton Senators (*Ottawa Senators*)
 Hershey Bears (*Washington Capitals*)
 Norfolk Admirals (*Anaheim Ducks*)
 Syracuse Crunch (*Tampa Bay Lightning*)
 Wilkes-Barre/Scranton Penguins (*Pittsburgh Penguins*)

WESTERN CONFERENCE

North Division

Hamilton Bulldogs (*Montreal Canadiens*)
 Lake Erie Monsters (*Colorado Avalanche*)
 Rochester Americans (*Buffalo Sabres*)
 Toronto Marlies (*Toronto Maple Leafs*)
 Utica Comets (*Vancouver Canucks*)

Midwest Division

Chicago Wolves (*St. Louis Blues*)
 Grand Rapids Griffins (*Detroit Red Wings*)
 Iowa Wild (*Minnesota Wild*)
 Milwaukee Admirals (*Nashville Predators*)
 Rockford IceHogs (*Chicago Blackhawks*)

West Division

Abbotsford Heat (*Calgary Flames*)
 Charlotte Checkers (*Carolina Hurricanes*)
 Oklahoma City Barons (*Edmonton Oilers*)
 San Antonio Rampage (*Florida Panthers*)
 Texas Stars (*Dallas Stars*)

TEAM DIRECTORY

ABBOTSFORD HEAT



General Manager: Jay Feaster
Director of Player Personnel: John Weisbrod
Head Coach: Troy G. Ward
Assistant Coach: Robbie Fiolek
Athletic Therapist: Vince Fedorowich
Equipment Manager: Peter Bureauux
Goaltending Coach: Jordan Sigalek
Strength and Cond.: Michael Thompson
Media Contacts: Adam Fritz, Brandon Astle

Arena: Abbotsford Entertainment and Sports Centre

NHL Affiliation: Calgary Flames
Conference/Division: Western/North

Capacity: 7,046

Entered AHL: 2009

Monarchs All-Time Record vs. Abbotsford (0-0-0-0)

*W-L-OTL-T/SOL

33800 King Road • Abbotsford, BC V2S 8H8
 Ph: (604) 743-4328 • Fax: (604) 743-5069 • www.abbotsfordheat.com

Year	Total*	Home*	Away*
2001-02	Not Member of AHL		
2002-03	Not Member of AHL		
2003-04	Not Member of AHL		
2004-05	Not Member of AHL		
2005-06	Not Member of AHL		
2006-07	Not Member of AHL		
2007-08	Not Member of AHL		
2008-09	Not Member of AHL		
2009-10	Did not play		
2010-11	Did not play		
2011-12	Did not play		
2012-13	Did not play		
Totals			

ADIRONDACK PHANTOMS



General Manager: Paul Holmgren
Assistant General Managers: Ron Hextall, Barry Hanrahan
Director of Player Personnel: John Paddock
Head Coach: Terry Murray
Assistant Coach: Riley Cote
Assistant Coach: Kjell Samuelsson
Athletic Trainer: Greg Lowden
Strength and Conditioning Coach: Jeff Shockey
Equipment Manager: Damien Parmelee
Media Contact: Bob Rotruck

Arena: Glens Falls Civic Center

Capacity: 4,806

Entered AHL: 1996

Monarchs All-Time Record vs. Adirondack (10-11-0-1)

NHL Affiliation: Philadelphia Flyers
Conference/Division: Eastern/Northeast

*W-L-OTL-T/SOL

1 Civic Center Plaza • Glens Falls, NY 12801
 Ph: (518) 480-3355 • Fax: (518) 480-3357 • www.phantomshockey.com

Year	Total*	Home*	Away*
2001-02	Did not play		
2002-03	1-1-0-0	1-0-0-0	0-1-0-0
2003-04	1-1-0-0	1-0-0-0	0-1-0-0
2004-05	0-2-0-0	0-1-0-0	0-1-0-0
2005-06	2-0-0-0	1-0-0-0	1-0-0-0
2006-07	Did not play		
2007-08	1-1-0-0	0-1-0-0	1-0-0-0
2008-09	0-1-0-1	0-0-0-1	0-1-0-0
2009-10	1-1-0-0	1-0-0-0	0-1-0-0
2010-11	2-0-0-0	1-0-0-0	1-0-0-0
2011-12	1-3-0-0	1-1-0-0	0-2-0-0
2012-13	1-1-0-0	0-1-0-0	1-0-0-0
Totals	10-11-0-1	6-4-0-1	4-7-0-0

TEAM DIRECTORY

ALBANY DEVILS



General Manager: Chris Lamoriello
Head Coach: Rick Kowalsky
Goaltending Coach: Dave Caruso
Assistant Coach: Tommy Albelin
Assistant Coach: Sergei Brylin
Athletic Trainer: Scott Stanhbel
Equipment Manager: Andrew Schmidt
Asst. Equipment Manager: Elliot Newton
Media Contact: Kevin Zalaznik

Arena: Times Union Center
Capacity: 6,982 (lower bowl)
Entered AHL: 2006

NHL Affiliation: New Jersey Devils
Conference/Division: Eastern/Northeast
Monarchs All-Time Record vs. Albany (26-16-13)

*W-L-OTLT/SOL

51 South Pearl Street • Albany, NY 12207
 Ph: (518) 867-1667 • Fax: (518) 433-8457 • www.thealbanydevils.com

Year	Total*	Home*	Away*
2001-02	Not Member Of AHL		
2002-03	Not Member Of AHL		
2003-04	Not Member Of AHL		
2004-05	Not Member Of AHL		
2005-06	Not Member Of AHL		
2006-07	8-0-1-1	4-0-1-0	4-0-0-1
2007-08	3-6-0-1	1-3-0-1	2-3-0-0
2008-09	6-3-0-1	2-2-0-1	4-1-0-0
2009-10	4-6-0-0	1-4-0-0	3-2-0-0
2010-11	2-0-0-0	1-0-0-0	1-0-0-0
2011-12	1-1-0-0	0-1-0-0	1-0-0-0
2012-13	2-0-0-0	1-0-0-0	1-0-0-0
Totals	26-16-1-3	10-10-1-2	16-6-0-1

BINGHAMTON SENATORS



President: Tim Smith
Executive Vice President, Operations: Thomas Mitchell
Head Coach: Luke Richardson
Assistant Coach: Steve Stirling
Athletic Therapist: Jeff Andrews
Equipment Manager: Tom Severance
Asst. Equipment Manager: John Crawley
Media Contact: Joe Battaglini

Arena: Broome County Veterans Memorial Arena

NHL Affiliation: Ottawa Senators
Conference/Division: Eastern/East

Capacity: 4,679
Entered AHL: 2002

Monarchs All-Time Record vs. Binghamton (9-7-1-1)

*W-L-OTLT/SOL

One Stuart Street, Third Floor • Binghamton, NY 13901
 Ph: (607) 722-7367 • Fax: (607) 722-7424 • www.binghamtonsenators.com

Year	Total*	Home*	Away*
2001-02	Did not play		
2002-03	Did not play		
2003-04	1-1-0-0	1-0-0-0	0-1-0-0
2004-05	0-2-0-0	0-1-0-0	0-1-0-0
2005-06	2-0-0-0	1-0-0-0	1-0-0-0
2006-07	0-1-1-0	0-0-1-0	0-1-0-0
2007-08	1-0-0-1	0-0-0-1	1-0-0-0
2008-09	Did not play		
2009-10	1-1-0-0	0-1-0-0	1-0-0-0
2010-11	1-1-0-0	0-1-0-0	1-0-0-0
2011-12	1-1-0-0	1-0-0-0	0-1-0-0
2012-13	2-0-0-0	1-0-0-0	1-0-0-0
Totals	9-7-1-1	4-3-1-1	5-4-0-0

BRIDGEPORT SOUND TIGERS



Owner: Charles Wang
President: Howard Saffan
General Manager: Garth Snow
Head Coach: Scott Pellerin
Assistant Coach: Eric Boguniecki
Assistant Coach: Doug Holewa
Athletic Trainer: David Stickney
Equipment Manager: Leni DiConstanzo
Media Contact: Corey Hersch

Arena: Webster Bank Arena
Capacity: 8,412
Entered AHL: 2001

NHL Affiliation: New York Islanders
Conference/Division: Eastern/Northeast

Monarchs All-Time Record vs. Bridgeport (30-14-7-3)

*W-L-OTLT/SOL

600 Main Street • Bridgeport, CT 06604
 Ph: (203) 334-4625 • Fax: (203) 335-1719 • www.soundtigers.com

Year	Total*	Home*	Away*
2001-02	2-1-0-1	1-1-0-0	1-0-0-1
2002-03	1-1-1-1	1-0-0-1	0-1-1-0
2003-04	1-2-0-1	0-1-0-1	1-1-0-0
2004-05	1-2-1-0	1-1-0-0	0-2-0-0
2005-06	2-0-0-0	1-0-0-0	1-0-0-0
2006-07	1-0-1-0	1-0-0-0	0-0-1-0
2007-08	2-0-0-0	1-0-0-0	1-0-0-0
2008-09	Did not play		
2009-10	5-2-1-0	3-0-1-0	2-2-0-0
2010-11	9-1-2-0	5-0-1-0	4-1-1-0
2011-12	3-2-1-0	1-2-0-0	2-0-1-0
2012-13	3-3-0-0	2-1-0-0	1-2-0-0
Totals	30-14-7-3	17-5-3-2	13-9-4-1

CHARLOTTE CHECKERS



Owner/CEO/Governor: Michael Kahn
Senior Vice President of Hockey Business Operations: Derek Wilkinson
General Manager / Head Coach: Jeff Daniels
Assistant Coach: Georgie Kinnear
Athletic Trainer: Brian Maddox
Equipment Manager: Steve Latin
Assistant Equipment Manager: Donny White
Media Contacts: Mike Lappan

Arena: Time Warner Cable Arena
Capacity: 6,800
Entered AHL: 2010

NHL Affiliation: Carolina Hurricanes
Conference/Division: Western/South

Monarchs All-Time Record vs. Charlotte (2-1-0-1)

*W-L-OTLT/SOL

210 E. Trade Street, Suite E480 • Charlotte, NC 28202
 Ph: (704) 342-4423 • Fax: (704) 377-4595 • www.gocheckers.com

Year	Total*	Home*	Away*
2001-02	Not Member of AHL		
2002-03	Not Member of AHL		
2003-04	Not Member of AHL		
2004-05	Not Member of AHL		
2005-06	Not Member of AHL		
2006-07	Not Member of AHL		
2007-08	Not Member of AHL		
2008-09	Not Member of AHL		
2009-10	Not Member of AHL		
2010-11	2-1-0-1	1-1-0-0	1-0-1-0
2011-12	Did not play		
2012-13	Did not play		
Totals	2-1-0-1	1-1-0-0	1-0-0-1

TEAM DIRECTORY

CHICAGO WOLVES



Governor: Don Levin
President of Business Operations: Mike Gordon
General Manager: Wendell Young
Head Coach: John Anderson
Assistant Coach: Dave Allison
Assistant Coach: Scott Allen
Skating/Skills Coach: Kenny McCudden
Athletic Trainer: Kevin Kacer
Equipment Manager: Craig Kogut
Media Contacts: Lindsey Willhite, Justin Skelnik

Arena: Allstate Arena
Capacity: 16,692
Entered AHL: 2001
Monarchs All-Time Record vs. Chicago (2-1-0-1)

NHL Affiliation: St. Louis Blues
Conference/Division: Western/Midwest

*W-L-OTLT/SOL

2301 Ravine Way • Glenview, IL 60025
 Ph: (847) 724-4625 • Fax: (847) 724-1652 • www.chicagowolves.com

Year	Total*	Home*	Away*
2001-02	Did not play		
2002-03	Did not play		
2003-04	Did not play		
2004-05	Did not play		
2005-06	Did not play		
2006-07	Did not play		
2007-08	1-1-0-0	1-0-0-0	0-1-0-0
2008-09	1-0-0-1	0-0-0-1	1-0-0-0
2009-10	Did not play		
2010-11	Did not play		
2011-12	Did not play		
2012-13	Did not play		
Totals	2-1-0-1	1-0-0-1	1-1-0-0

GRAND RAPIDS GRIFFINS



Owner/President/CEO: Dan DeVos
Head Coach: Jeff Blashill
Assistant Coach: Jim Paek
Assistant Coach: Spiros Anastas
Athletic Trainer: John Bernal
Equipment Manager: Brad Thompson
Asst. Equipment Manager: Andrew Stegehuis
Media Contacts: Randy Cleves, Alan Cross

Arena: Van Andel Arena
Capacity: 10,834
Entered AHL: 2001
Monarchs All-Time Record vs. Grand Rapids (1-1-0-0)

NHL Affiliation: Detroit Red Wings
Conference/Division: Western/Midwest

*W-L-OTLT/SOL

130 West Fulton, Suite. 111 • Grand Rapids, MI 49503
 Ph: (616) 774-4585 • Fax: (616) 336-5464 • www.griffins-hockey.com

Year	Total*	Home*	Away*
2001-02	Did not play		
2002-03	Did not play		
2003-04	Did not play		
2004-05	Did not play		
2005-06	Did not play		
2006-07	Did not play		
2007-08	Did not play		
2008-09	1-1-0-0	0-1-0-0	1-0-0-0
2009-10	Did not play		
2010-11	Did not play		
2011-12	Did not play		
2012-13	Did not play		
Totals	1-1-0-0	0-1-0-0	1-0-0-0

HAMILTON BULLDOGS



Owner/Chairman: Michael Andlaur
President: Stephen Ostaszewicz
Head Coach: Sylvain Lefebvre
Assistant Coach: Donald Dufresne
Athletic Therapist: Jon Geller
Equipment Manager: Eric Levesque
Media Contact: Derek Wills, Justin Dickie

Arena: Copps Coliseum
Capacity: 8,819 (lower bowl)
Entered AHL: 1996
Monarchs All-Time Record vs. Hamilton (2-2-2-0)

NHL Affiliation: Montreal Canadiens
Conference/Division: Western/North

*W-L-OTLT/SOL

101 York Boulevard • Hamilton, ON L8R 3L4
 Ph: (905) 529-8500 • Fax: (905) 777-2360 • www.hamiltonbulldogs.com

Year	Total*	Home*	Away*
2001-02	Did not play		
2002-03	1-1-0-0	0-1-0-0	1-0-0-0
2003-04	Did not play		
2004-05	Did not play		
2005-06	0-0-2-0	0-0-1-0	0-0-1-0
2006-07	Did not play		
2007-08	Did not play		
2008-09	1-1-0-0	0-1-0-0	1-0-0-0
2009-10	Did not play		
2010-11	Did not play		
2011-12	Did not play		
2012-13	Did not play		
Totals	2-2-2-0	0-2-1-0	2-0-1-0

HARTFORD WOLF PACK



General Manager: Jim Schoenfeld
Head Coach: Ken Gernander
Assistant Coach/GM: Pat Bolter
Assistant Coach: Jeff Beukeboom
Athletic Trainer: Damien Hess
Equipment Manager: Russ Holdredge
Asst. Equipment Manager: Craig Lewis
Strength/Conditioning Coach: Mark Cesari
Media Contacts: Bob Crawford

Arena: XL Center
Capacity: 15,635
Entered AHL: 1997
Monarchs All-Time Record vs. Hartford (39-33-7-3)

NHL Affiliation: New York Rangers
Conference/Division: Eastern/Northeast

*W-L-OTLT/SOL

One Civic Center Plaza • Hartford, CT 06103
 Ph: (860) 249-6333 • Fax: (860) 241-4226 • www.ctwhale.com

Year	Total*	Home*	Away*
2001-02	0-0-1-1	0-0-1-0	0-0-0-1
2002-03	2-1-0-1	1-1-0-0	1-0-0-1
2003-04	4-4-0-0	3-1-0-0	1-3-0-0
2004-05	4-2-2-0	2-0-2-0	2-2-0-0
2005-06	4-4-0-0	3-1-0-0	1-3-0-0
2006-07	5-3-0-0	3-1-0-0	2-2-0-0
2007-08	4-3-1-0	2-2-0-0	2-1-1-0
2008-09	2-5-0-1	1-3-0-0	1-2-0-1
2009-10	5-1-2-0	4-0-0-0	1-1-2-0
2010-11	6-2-0-0	3-1-0-0	3-1-0-0
2011-12	1-4-1-0	0-3-0-0	1-1-1-0
2012-13	2-4-0-0	2-1-0-0	0-3-0-0
Totals	39-33-7-3	24-14-3-0	15-19-4-3

TEAM DIRECTORY

HERSHEY BEARS



President/General Manager: Doug Yingst
Head Coach: Mike Haviland
Assistant Coach: Ryan Mouglenel
Athletic Trainer: Dan Stuck
Equipment Manager: Justin Kullman
Media Contact: Scott Stuccio

Arena: Giant Center
Capacity: 10,500
Entered AHL: 1938
Monarchs All-Time Record vs. Hershey (11-14-1-2)

NHL Affiliation: Washington Capitals
Conference/Division: Eastern/East

*W-L-OTLT/SOL

550 W. Hersheypark Drive • Hershey, PA 170331
 Ph: (717) 534-3380 • Fax: (717) 534-3383 • www.hersheybears.com

Year	Total*	Home*	Away*
2001-02	1-1-0-0	1-0-0-0	0-1-0-0
2002-03	0-2-0-0	0-1-0-0	0-1-0-0
2003-04	1-1-0-0	0-1-0-0	1-0-0-0
2004-05	1-0-1-0	1-0-0-0	0-0-1-0
2005-06	1-1-0-0	1-0-0-0	0-1-0-0
2006-07	0-2-0-0	0-1-0-0	0-1-0-0
2007-08	1-1-0-0	0-1-0-0	1-0-0-0
2008-09	0-1-0-1	0-0-0-1	0-1-0-0
2009-10	1-1-0-0	0-1-0-0	1-0-0-0
2010-11	0-1-0-1	0-1-0-0	0-1-0-0
2011-12	3-1-0-0	1-1-0-0	2-0-0-0
2012-13	2-2-0-0	2-0-0-0	0-2-0-0
Totals	11-14-1-2	6-6-0-2	5-8-1-0

IOWA WILD



General Manager: Jim Mill
Head Coach: Kurt Kleinendorst
Assistant Coach: Steve Poapst
Athletic Trainer: Jody Green
Equipment Manager: Mike Lefczik
Assistant Equipment Manager: Nathan Belliveau
Media Contact: Josh Fisher

Arena: Wells Fargo Arena
Capacity: 8,162 (lower bowl)
Entered AHL: 2013
Monarchs All-Time Record vs. Iowa (0-0-0-0)

NHL Affiliation: Minnesota Wild
Conference/Division: Western/Midwest

*W-L-OTLT/SOL

730 Third Street • Des Moines, IA 50309
 Ph: (515) 564-8700 • Fax: (515) 564-8701 • www.iowawild.com

Year	Total*	Home*	Away*
2001-02	Not Member Of AHL		
2002-03	Not Member Of AHL		
2003-04	Not Member Of AHL		
2004-05	Not Member Of AHL		
2005-06	Not Member Of AHL		
2006-07	Not Member Of AHL		
2007-08	Not Member Of AHL		
2008-09	Not Member Of AHL		
2009-10	Not Member Of AHL		
2010-11	Not Member Of AHL		
2011-12	Not Member Of AHL		
2012-13	Not Member Of AHL		
Totals	0-0-0-0	0-0-0-0	0-0-0-0

LAKE ERIE MONSTERS



General Manager: David Oliver
Head Coach: Dean Chynoweth
Assistant Coach: Randy Ladouceur
Athletic Trainer: Brent Woodside
Equipment Manager: Dusty Halstead
Asst. Equipment Manager: Phil Simon
Media Contact: Sarah Jamieson

Arena: Quicken Loans Arena
Capacity: 20,093
Entered AHL: 2007
Monarchs All-Time Record vs. Lake Erie (2-0-0-0)

NHL Affiliation: Colorado Avalanche
Conference/Division: Western/North

*W-L-OTLT/SOL

1 Center Ice • Cleveland, OH 44115
 Ph: (216) 420-0000 • Fax: (216) 420-2298 • www.lakeeriemonsters.com

Year	Total*	Home*	Away*
2001-02	Not Member Of AHL		
2002-03	Not Member Of AHL		
2003-04	Not Member Of AHL		
2004-05	Not Member Of AHL		
2005-06	Not Member Of AHL		
2006-07	Not Member Of AHL		
2007-08	Did not play		
2008-09	2-0-0-0	1-0-0-0	1-0-0-0
2009-10	Did not play		
2010-11	Did not play		
2011-12	Did not play		
2012-13	Did not play		
Totals	2-0-0-0	1-0-0-0	1-0-0-0

MILWAUKEE ADMIRALS



Governor: Harris Turer
President: Jon Greenberg
Head Coach: Dean Evason
Assistant Coach: Stan Drulia
Athletic Trainer: Doug Agnew
Equipment Manager: Dave Randolph
Strength/Conditioning Coach: Jason Nordty
Media Contact: Charlie Larson

Arena: Bradley Center
Capacity: 17,845
Entered AHL: 2001
Monarchs All-Time Record vs. Milwaukee (2-0-0-0)

NHL Affiliation: Nashville Predators
Conference/Division: Western/Midwest

*W-L-OTLT/SOL

1001 North Fourth Street • Milwaukee, WI 53203
 Ph: (414) 227-0550 • Fax: (414) 227-0568 • www.milwaukeeadmirals.com

Year	Total*	Home*	Away*
2001-02	Did not play		
2002-03	Did not play		
2003-04	Did not play		
2004-05	Did not play		
2005-06	Did not play		
2006-07	Did not play		
2007-08	2-0-0-0	1-0-0-0	1-0-0-0
2008-09	Did not play		
2009-10	Did not play		
2010-11	Did not play		
2011-12	Did not play		
2012-13	Did not play		
Totals	2-0-0-0	1-0-0-0	1-0-0-0

TEAM DIRECTORY

NORFOLK ADMIRALS



Asst. General Manager: Bob Ferguson
Head Coach: Trent Yawney
Assistant Coach: Marty Wilford
Head Athletic Trainer: Quentin Higgins
Equipment Manager: Joe Guilmet
Assistant Equipment Manager: Matt Brayfield
Strength/Conditioning Coach: Mark Cinq-Mars
Media Contact: Alex Reed

Arena: Norfolk Scope
Capacity: 8,700
Entered AHL: 2000

NHL Affiliation: Anaheim Ducks
Conference/Division: Eastern/East

Monarchs All-Time Record vs. Norfolk (16-13-2-5)

*W-L-OTLT/SOL

201 E. Brambleton Ave. • Norfolk, VA 23510
 Ph:(757) 640-1212 • Fax: (757) 622-0552 • www.norfolkadmirals.com

Year	Total*	Home*	Away*
2001-02	2-1-0-1	1-1-0-0	1-0-0-1
2002-03	2-1-0-1	2-0-0-0	0-1-0-1
2003-04	2-0-0-0	1-0-0-0	1-0-0-0
2004-05	1-0-0-1	1-0-0-0	0-0-0-1
2005-06	1-3-0-0	0-2-0-0	1-1-0-0
2006-07	2-0-2-0	1-0-1-0	1-0-1-0
2007-08	2-1-0-1	1-0-0-1	1-1-0-0
2008-09	1-3-0-0	1-1-0-0	0-2-0-0
2009-10	1-2-0-1	0-1-0-1	1-1-0-0
2010-11	2-2-0-0	1-1-0-0	1-1-0-0
2011-12	Did not play		
2012-13	Did not play		
Totals	16-13-2-5	9-6-1-2	7-7-1-3

OKLAHOMA CITY BARONS



General Manager: Bill Scott
Head Coach: Todd Nelson
Assistant Coach: Gerry Fleming
Assistant Coach: Rocky Thompson
Athletic Trainer: Josh Bennett
Equipment Manager: Matt Mitchell
Assistant Equipment Manager: Alan Oman
Strength/Conditioning Coach: Kevin Hanlon
Media Contact: Josh Evans

Arena: Cox Convention Center
Capacity: 7,500
Entered AHL: 2010

NHL Affiliation: Edmonton Oilers
Conference/Division: Western/South

Monarchs All-Time Record vs. Oklahoma City (0-0-0-0)

*W-L-OTLT/SOL

615 N. Hudson, Suite 100 • Oklahoma City, OK 73102
 Ph:(405) 232-4625 • Fax: (405) 232-4622 • www.okcbarons.com

Year	Total*	Home*	Away*
2001-02	Not Member Of AHL		
2002-03	Not Member Of AHL		
2003-04	Not Member Of AHL		
2004-05	Not Member Of AHL		
2005-06	Not Member Of AHL		
2006-07	Not Member Of AHL		
2007-08	Not Member Of AHL		
2008-09	Not Member Of AHL		
2009-10	Not Member Of AHL		
2010-11	Did not play		
2011-12	Did not play		
2012-13	Did not play		
Totals	0-0-0-0	0-0-0-0	0-0-0-0

PORTLAND PIRATES



Chairman/Governor: Lyman G. Bullard, Jr.
Managing Owner/CEO: Brian Petrovek
General Manager, Phoenix Coyotes: Don Maloney
General Manager, Portland Pirates: Brad Treiving
Head Coach: Ray Edwards
Assistant Coach: John Slaney
Assistant Coach: Mike Minard
Athletic Trainer: Mike Booi
Equipment Manager: John Krouse
Media Contact: Chris Knoblock

Arena: Cumberland County Civic Center
Capacity: 6,733
Entered AHL: 1993

NHL Affiliation: Phoenix Coyotes
Conference/Division: Eastern/Atlantic

Monarchs All-Time Record vs. Portland (63-42-6-15)

*W-L-OTLT/SOL

94 Free Street • Portland, ME 04101
 Ph: (207) 828-4665 • Fax: (207) 773-3278 • www.portlandpirates.com

Year	Total*	Home*	Away*
2001-02	4-4-0-2	2-2-0-1	2-2-0-1
2002-03	5-3-0-2	2-1-0-2	3-2-0-0
2003-04	5-2-1-2	3-1-0-1	2-1-1-1
2004-05	9-0-0-1	5-0-0-0	4-0-0-1
2005-06	2-4-0-2	1-2-0-1	1-2-0-1
2006-07	7-5-0-0	4-2-0-0	3-3-0-0
2007-08	6-1-2-1	3-1-1-0	3-0-1-1
2008-09	4-5-0-1	3-2-0-0	1-3-0-1
2009-10	3-4-0-3	2-1-0-2	1-3-0-1
2010-11	6-4-1-1	4-2-0-0	2-2-1-1
2011-12	7-5-0-0	3-3-0-0	4-2-0-0
2012-13	5-5-2-0	3-2-1-0	2-3-1-0
Totals	63-42-6-15	35-19-2-7	28-23-4-8

PROVIDENCE BRUINS



CEO: Jeff Fear
President: Matt Poore
General Manager: Peter Chiarelli
Head Coach: Bruce Cassidy
Assistant Coach: Kevin Dean
Athletic Trainer: Mark Grotzinger
Strength/Conditioning Coach: Mike Macchioni
Equipment Manager: Jason Berger
Media Contact: Kevin Boryczki

Arena: Dunkin' Donuts Center
Capacity: 11,075
Entered AHL: 1992

NHL Affiliation: Boston Bruins
Conference/Division: Eastern/Atlantic

Monarchs All-Time Record vs. Providence (56-43-3-10)

*W-L-OTLT/SOL

One LaSalle Square • Providence, RI 02903
 Ph: (401) 273-5000 • Fax: (401) 273-5004 • www.providencebruins.com

Year	Total*	Home*	Away*
2001-02	4-2-0-0	2-1-0-0	2-1-0-0
2002-03	3-4-0-3	1-2-0-2	2-2-0-1
2003-04	5-4-1-0	2-2-1-0	3-2-0-0
2004-05	6-3-0-1	4-0-0-1	2-3-0-0
2005-06	5-5-0-0	3-2-0-0	2-3-0-0
2006-07	5-2-1-0	3-1-0-0	2-1-1-0
2007-08	2-4-1-1	0-3-1-0	2-1-0-1
2008-09	5-3-0-0	4-0-0-0	1-3-0-0
2009-10	9-1-0-0	5-0-0-0	4-1-0-0
2010-11	2-6-0-2	2-2-0-1	0-4-0-1
2011-12	6-2-0-2	4-0-0-1	2-2-0-1
2012-13	4-7-0-1	3-2-0-1	1-5-0-0
Totals	56-43-3-10	33-15-2-6	23-28-1-4

TEAM DIRECTORY

ROCHESTER AMERICANS



General Manager: Darcy Regier
Head Coach: Chadd Cassidy
Assistant Coach: Chris Taylor
Assistant Coach: John Wroblewski
Goaltending Coach: Bob Janosz
Strength and Conditioning Coach: Jason Kilijanski
Athletic Trainer: Rob Frost
Assistant Athletic Trainer: Kent Weisbeck
Equipment Manager: Ben Laing
Assistant Equipment Manager: Thomas Anderson
Media Contact: Rob Crean, Warren Kosel

Arena: The Blue Cross Arena
Capacity: 10,662
Entered AHL: 1956

NHL Affiliation: Buffalo Sabres
Conference/Division: Western/North

Monarchs All-Time Record vs. Rochester (2-4-0-0)

*W-L-OTLT/SOL

One War Memorial Square • Rochester, NY 14614
 Ph: (585) 454-5335 • Fax: (585) 454-3954 • www.amerks.com

Year	Total*	Home*	Away*
2001-02	Did not play		
2002-03	Did not play		
2003-04	Did not play		
2004-05	Did not play		
2005-06	Did not play		
2006-07	0-2-0-0	0-1-0-0	0-1-0-0
2007-08	1-1-0-0	0-1-0-0	1-0-0-0
2008-09	1-1-0-0	0-1-0-0	1-0-0-0
2009-10	Did not play		
2010-11	Did not play		
2011-12	Did not play		
2012-13	Did not play		
Totals	2-4-0-0	0-3-0-0	2-1-0-0

ROCKFORD ICEHOGS



General Manager, Alt. Governor: Mark Bernard
Head Coach: Ted Dent
Assistant Coach: Mark Osiecki
Developmental Goalie Coach: Andrew Allen
Strength and Conditioning Coach: Shane Lawson
Athletic Trainer: D.J. Jones
Equipment Manager: Russ Holden
Asst. Equipment Manager: D.J. Kogut
Media Contact: Mike Peck

Arena: BMO Harris Bank Center
Capacity: 5,767
Entered AHL: 2007

NHL Affiliation: Chicago Blackhawks
Conference/Division: Western/Midwest

Monarchs All-Time Record vs. Rockford (1-1-0-0)

*W-L-OTLT/SOL

300 Elm Street • Rockford, IL 61101
 Ph: (815) 986-6465 • Fax: (815) 963-0974 • www.icehogs.com

Year	Total*	Home*	Away*
2001-02	Not Member Of AHL		
2002-03	Not Member Of AHL		
2003-04	Not Member Of AHL		
2004-05	Not Member Of AHL		
2005-06	Not Member Of AHL		
2006-07	Not Member Of AHL		
2007-08	1-1-0-0	1-0-0-0	0-1-0-0
2008-09	Did not play		
2009-10	Did not play		
2010-11	Did not play		
2011-12	Did not play		
2012-13	Did not play		
Totals	1-1-0-0	1-0-0-0	0-1-0-0

SAN ANTONIO RAMPAGE



Florida General Manager: Dale Tallon
San Antonio General Manager: Mike Santos
Head Coach: Peter Horachek
Associate Head Coach: Chuck Weber
Athletic Trainer: Chris Walker
Equipment Manager: Steve Passineau
Media Contact: Alex DiFilippo

Arena: AT&T Center
Capacity: 6,374
Entered AHL: 2002

NHL Affiliation: Florida Panthers
Conference/Division: Western/South

Monarchs All-Time Record vs. San Antonio (2-1-0-1)

*W-L-OTLT/SOL

One AT&T Center • San Antonio, TX 78219
 Ph: (210) 444-5554 • Fax: (210) 444-5699 • www.sarampage.com

Year	Total*	Home*	Away*
2001-02	Not Member Of AHL		
2002-03	Did not play		
2003-04	Did not play		
2004-05	Did not play		
2005-06	1-0-0-1	1-0-0-0	0-0-0-1
2006-07	1-1-0-0	0-1-0-0	1-0-0-0
2007-08	Did not play		
2008-09	Did not play		
2009-10	Did not play		
2010-11	Did not play		
2011-12	Did not play		
2012-13	Did not play		
Totals	2-1-0-1	1-1-0-0	1-0-0-1

SPRINGFIELD FALCONS



President/Governor: Bruce Landon
General Manager: Chris MacFarland
Head Coach: Brad Larsen
Assistant Coach: Jared Bendnar
Assistant Coach: Nolan Pratt
Strength and Conditioning Coach: Jeff Conkle
Athletic Trainer: Tom Bourdon
Equipment Manager: Ralph Calvanese
Media Contact: Josh Tannenbaum

Arena: MassMutual Center
Capacity: 6,789
Entered AHL: 1994

NHL Affiliation: Columbus Blue Jackets
Conference/Division: Eastern/Northeast

Monarchs All-Time Record vs. Springfield (67-23-6-4)

*W-L-OTLT/SOL

45 Falcons Way. • Springfield, MA 01103
 Ph: (413) 739-4625 • Fax: (413) 739-3389 • www.falconsahl.com

Year	Total*	Home*	Away*
2001-02	4-2-0-0	2-1-0-0	2-1-0-0
2002-03	2-0-1-1	2-0-0-0	0-0-1-1
2003-04	5-4-1-0	4-0-1-0	1-4-0-0
2004-05	10-0-0-0	5-0-0-0	5-0-0-0
2005-06	6-3-1-0	3-1-1-0	3-2-0-0
2006-07	9-0-1-0	4-0-1-0	5-0-0-0
2007-08	7-2-1-0	5-0-0-0	2-2-1-0
2008-09	6-2-0-2	4-1-0-0	2-1-0-2
2009-10	6-2-0-0	4-0-0-0	2-2-0-0
2010-11	7-2-1-0	4-1-0-0	3-1-1-0
2011-12	3-3-0-0	2-1-0-0	1-2-0-0
2012-13	2-3-0-1	0-2-0-1	2-1-0-0
Totals	67-23-6-4	39-7-3-1	28-16-3-3

TEAM DIRECTORY

ST. JOHN'S ICECAPS



General Manager: Craig Hesinger
Head Coach: Keith McCambridge
Assistant Coach: Mark Morrison
Assistant Coach: Jason King
Athletic Therapist: Scott MacLeod
Equipment Manager: Ian Cox
Media Contact: David Salter

Arena: Mile One Centre
Capacity: 6,287
Entered AHL: 2011
Monarchs All-Time Record vs. St. John's (9-7-0-0)

NHL Affiliation: Winnipeg Jets
Conference/Division: Eastern/Atlantic

*W-L-OTLT/SOL

P.O. Box 1880, Station 'C', 354 Water St. • St. John's, NL A1C 5R4
 Ph: (709) 576 - 2277 • Fax: (709) 576-6546 • www.stjohnsicecaps.com

Year	Total*	Home*	Away*
2001-02	Not Member Of AHL		
2002-03	Not Member Of AHL		
2003-04	Not Member Of AHL		
2004-05	Not Member Of AHL		
2005-06	Not Member Of AHL		
2006-07	Not Member Of AHL		
2007-08	Not Member Of AHL		
2008-09	Not Member Of AHL		
2009-10	Not Member Of AHL		
2010-11	Not Member Of AHL		
2011-12	3-5-0-0	1-3-0-0	2-2-0-0
2012-13	6-2-0-0	2-2-0-0	4-0-0-0
Totals	9-7-0-0	3-5-0-0	6-2-0-0

SYRACUSE CRUNCH



President/CEO: Howard Dolgon
General Manager: Julien Brisebois
Head Coach: Rob Zettler
Assistant Coach: Trent Cull
Athletic Trainer: Brad Chavis
Strength/Conditioning Coach: Mark Powell
Equipment Manager: J.W. Aiken
Goaltending/Video Coach: David Alexander
Media Contact: Maggie Walters

Arena: War Memorial Arena
Capacity: 6,159
Entered AHL: 1994
Monarchs All-Time Record vs. Syracuse (1-1-0-0)

NHL Affiliation: Tampa Bay Lightning
Conference/Division: Eastern/East

*W-L-OTLT/SOL

800 South State Street • Syracuse, NY 13202
 Ph: (315) 473-4444 • Fax: (315) 473-4449 • www.syracusecrunch.com

Year	Total*	Home*	Away*
2001-02	Did not play		
2002-03	Did not play		
2003-04	Did not play		
2004-05	Did not play		
2005-06	Did not play		
2006-07	Did not play		
2007-08	Did not play		
2008-09	Did not play		
2009-10	1-1-0-0	1-0-0-0	0-1-0-0
2010-11	Did not play		
2011-12	Did not play		
2012-13	Did not play		
Totals	1-1-0-0	1-0-0-0	0-1-0-0

TEXAS STARS



Owner: Thomas O. Hicks
President/Alternate Governor: Rick McLaughlin
General Manager: Scott White
Head Coach: Willie Desjardins
Assistant Coach: Doug Lidster
Athletic Trainer: Jason Wallace
Equipment Manager: Brian Garcia
Media Contact: Owen Newkirk

Arena: Cedar Park Center
Capacity: 6,863
Entered AHL: 2009
Monarchs All-Time Record vs. Texas (0-0-0-0)

NHL Affiliation: Dallas Stars
Conference/Division: Western/West

*W-L-OTLT/SOL

2100 Avenue of the Stars • Cedar Park, TX 78613
 Ph: (512) 467-8277 • Fax: (512) 260-2590 • www.texasstars hockey.com

Year	Total*	Home*	Away*
2001-02	Not Member Of AHL		
2002-03	Not Member Of AHL		
2003-04	Not Member Of AHL		
2004-05	Not Member Of AHL		
2005-06	Not Member Of AHL		
2006-07	Not Member Of AHL		
2007-08	Not Member Of AHL		
2008-09	Not Member Of AHL		
2009-10	Did not play		
2010-11	Did not play		
2011-12	Did not play		
2012-13	Did not play		
Totals	0-0-0-0	0-0-0-0	0-0-0-0

TORONTO MARLIES



General Manager/Governor: Dave Poulin
Head Coach: Steve Spott
Assistant Coach: Gord Dineen
Assistant Coach: Derek King
Strength/Conditioning Coach: Mark Fitzgerald
Head Athletic Therapist: Luc Leblanc
Equipment Manager: Henning Svendsen
Asst. Equipment Manager: William Burns
Media Contact: Ian Meagher

Arena: Ricoh Coliseum
Capacity: 7,851
Entered AHL: 2005
Monarchs All-Time Record vs. Toronto (4-2-0-0)

NHL Affiliation: Toronto Maple Leafs
Conference/Division: Western/North

*W-L-OTLT/SOL

100 Princes' Boulevard • Toronto, ON M6K 3C3
 Ph: (416) 263-3900 • Fax: (416) 263-3901 • www.torontomarlies.com

Year	Total*	Home*	Away*
2001-02	Not Member Of AHL		
2002-03	Not Member Of AHL		
2003-04	Not Member Of AHL		
2004-05	Not Member Of AHL		
2005-06	1-1-0-0	0-1-0-0	1-0-0-0
2006-07	3-1-0-0	2-0-0-0	1-1-0-0
2007-08	Did not play		
2008-09	Did not play		
2009-10	Did not play		
2010-11	Did not play		
2011-12	Did not play		
2012-13	Did not play		
Totals	4-2-0-0	2-1-0-0	2-1-0-0

TEAM DIRECTORY

UTICA COMETS



President: Robert Esche
Director of Hockey Operations: Pat Conacher
Head Coach: Travis Green
Assistant Coach: Nolan Baumgartner
Athletic Trainer: Dustin Flynn
Equipment Manager: John Forget
Media Contact: Brendan Burke

Arena: Utica Memorial Auditorium

Capacity: 4,000

Entered AHL: 2013

Monarchs All-Time Record vs. Utica (0-0-0-0)

NHL Affiliation: Vancouver Canucks
Conference/Division: Western/North

*W-L-OTL-T/SOL

400 Oriskany St. W • Utica, NY 13502
 Ph: (315) 790-9070 • Fax: (315) 507-3136 • www.uticacomets.com

Year	Total*	Home*	Away*
2001-02	Not Member Of AHL		
2002-03	Not Member Of AHL		
2003-04	Not Member Of AHL		
2004-05	Not Member Of AHL		
2005-06	Not Member Of AHL		
2006-07	Not Member Of AHL		
2007-08	Not Member Of AHL		
2008-09	Not Member Of AHL		
2009-10	Not Member Of AHL		
2010-11	Not Member Of AHL		
2011-12	Not Member Of AHL		
2012-13	Not Member Of AHL		
Totals	0-0-0-0	0-0-0-0	0-0-0-0

WB/SCRANTON PENGUINS



CEO: Jeff Barrett
General Manager: Ray Shero
Head Coach: John Hynes
Assistant Coach: Alain Nasreddine
Athletic Trainer: Kyle Moore
Equipment Manager: Paul DeFazio
Asst. Equipment Manager: Jared Myck
Strength/Conditioning Coach: Joe Lorincz
Media Contact: Mike O'Brien

Arena: Mohegan Sun Arena at Casey Plaza

Capacity: 8,049

Entered AHL: 1999

Monarchs All-Time Record vs. WB/Scranton (6-12-0-2)

NHL Affiliation: Pittsburgh Penguins
Conference/Division: Eastern/East

*W-L-OTL-T/SOL

670 North River Street, Ste. 210 • Wilkes-Barre, PA 18705
 Ph: (570) 208-7367 • Fax: (570) 208-5432 • www.wbcpenguins.com

Year	Total*	Home*	Away*
2001-02	Did not play		
2002-03	Did not play		
2003-04	0-2-0-0	0-1-0-0	0-1-0-0
2004-05	2-0-0-0	1-0-0-0	1-0-0-0
2005-06	0-2-0-0	0-1-0-0	0-1-0-0
2006-07	Did not play		
2007-08	0-2-0-0	0-1-0-0	0-1-0-0
2008-09	1-1-0-0	1-0-0-0	0-1-0-0
2009-10	1-1-0-0	0-1-0-0	1-0-0-0
2010-11	Did not play		
2011-12	1-2-0-1	1-1-0-0	0-1-0-1
2012-13	1-2-0-1	0-1-0-1	1-1-0-0
Totals	6-12-0-2	3-6-0-1	3-6-0-1

WORCESTER SHARKS



Governor: John Tortora
Vice President/Alt. Governor: Jon Gustafson
General Manager/Alt. Governor: Joe Will
Head Coach: Roy Sommer
Associate Coach: David Cunniff
Head Athletic Trainer: Matthew White
Equipment Manager: Chris Davidson-Adams
Assistant Equipment Manager: Mike Blomgren
Strength and Conditioning Asst.: Ken Hetzel
Media Contact: Eric Lindquist

Arena: DCU Center

Capacity: 5,400 (curtained)

Entered AHL: 2006

Monarchs All-Time Record vs. Worcester (39-29-1-3)

NHL Affiliation: San Jose Sharks
Conference/Division: Eastern/Atlantic

*W-L-OTL-T/SOL

50 Foster Street • Worcester, MA 01608
 Ph: (508) 929-0500 • Fax: (508) 929-0510 • www.sharksahl.com

Year	Total*	Home*	Away*
2001-02	Not Member Of AHL		
2002-03	Not Member Of AHL		
2003-04	Not Member Of AHL		
2004-05	Not Member Of AHL		
2005-06	Not Member Of AHL		
2006-07	6-4-0-0	4-1-0-0	2-3-0-0
2007-08	5-5-0-0	2-3-0-0	3-2-0-0
2008-09	4-4-0-0	2-2-0-0	2-2-0-0
2009-10	3-4-0-1	3-1-0-0	0-3-0-1
2010-11	5-6-0-1	3-3-0-0	2-3-0-1
2011-12	9-3-0-0	6-0-0-0	3-3-0-0
2012-13	7-3-1-1	3-2-1-0	4-1-0-1
Totals	39-29-1-3	23-12-1-0	16-17-0-3

MONARCHS RECORD VS. TEAMS NO LONGER COMPETING IN THE AHL

ALBANY RIVER RATS

Monarchs All-Time Record vs. Albany (16-4-1-1)

Year	Total*	Home*	Away*
2001-02	0-1-0-1	0-0-0-1	0-1-0-0
2002-03	3-0-1-0	2-0-0-0	1-0-1-0
2003-04	2-0-0-0	1-0-0-0	1-0-0-0
2004-05	2-0-0-0	1-0-0-0	1-0-0-0
2005-06	6-0-0-0	3-0-0-0	3-0-0-0
2006-07	2-0-0-0	1-0-0-0	1-0-0-0
2007-08	0-2-0-0	0-1-0-0	0-1-0-0
2008-09	1-1-0-0	0-1-0-0	1-0-0-0
2009-10	2-1-0-1	1-0-0-0	0-1-0-0
Totals	18-5-1-2	9-1-0-1	8-3-1-0

CINCINNATI MIGHTY DUCKS

All-Time Record vs. Cincinnati (0-0-0-0)

Year	Total*	Home*	Away*
2001-02	Did not play		
2002-03	Did not play		
2003-04	Did not play		
2004-05	Did not play		
Totals			

MONARCHS RECORD VS. TEAMS NO LONGER COMPETING IN THE AHL

CLEVELAND BARONS

All-Time Record vs. Cleveland (0-2-0-0)

Year	Total*	Home*	Away*
2001-02	0-2-0-0	0-1-0-0	0-1-0-0
2002-03	Did not play		
2003-04	Did not play		
2004-05	Did not play		
2005-06	Did not play		
Totals	0-2-0-0	0-1-0-0	0-1-0-0-0

EDMONTON ROAD RUNNERS

All-Time Record vs. Edmonton (0-0-0-0)

Year	Total*	Home*	Away*
2001-02	Did not play		
2002-03	Did not play		
2003-04	Did not play		
Totals			

IOWA CHOPS

All-Time Record vs. Iowa (0-0-0-0)

Year	Total*	Home*	Away*
2008-09	Did not play		
Totals			

IOWA STARS

All-Time Record vs. Iowa (0-2-0-0)

Year	Total*	Home*	Away*
2005-06	0-2-0-0	0-1-0-0	0-1-0-0
2006-07	Did not play		
2007-08	Did not play		
Totals	0-2-0-0	0-1-0-0	0-1-0-0

LOWELL LOCK MONSTERS

All-Time Record vs. Lowell (34-20-1-3)

Year	Total*	Home*	Away*
2001-02	6-5-0-1	4-2-0-0	2-3-0-1
2002-03	10-2-0-0	5-1-0-0	5-1-0-0
2003-04	8-3-1-0	4-1-1-0	4-2-0-0
2004-05	4-7-0-1	1-4-0-1	3-3-0-0
2005-06	6-3-0-1	3-1-0-1	3-2-0-0
Totals	34-20-1-3	17-9-1-2	17-11-0-1

MANITOBA MOOSE

All-Time Record vs. Manitoba (3-3-1-1)

Year	Total*	Home*	Away*
2001-02	Did not play		
2002-03	2-0-1-1	1-0-0-1	1-0-1-0
2003-04	Did not play		
2004-05	Did not play		
2005-06	Did not play		
2006-07	Did not play		
2007-08	Did not play		
2008-09	1-3-0-0	1-1-0-0	0-2-0-0
2009-10	Did not play		
2010-11	Did not play		
2011-12	Not Member Of AHL		
Totals	3-3-1-1	2-1-0-1	1-2-1-0

OMAHA AK-SAR-BEN KNIGHTS

All-Time Record vs. Omaha (1-1-0-0)

Year	Total*	Home*	Away*
2005-06	1-1-0-0	0-1-0-0	1-0-0-0
2006-07	Did not play		
Totals	1-1-0-0	0-1-0-0	1-0-0-0

PEORIA RIVERMEN

All-Time Record vs. Peoria (1-1-0-0)

Year	Total*	Home*	Away*
2001-02	Not Member Of AHL		
2002-03	Not Member Of AHL		
2003-04	Not Member Of AHL		
2004-05	Not Member Of AHL		
2005-06	1-1-0-0	1-0-0-0	0-1-0-0
2006-07	Did not play		
2007-08	Did not play		
2008-09	Did not play		
2009-10	Did not play		
2010-11	Did not play		
2011-12	Did not play		
2012-13	Did not play		
Totals	1-1-0-0	1-0-0-0	0-1-0-0

QUAD CITY FLAMES

All-Time Record vs. Quad City (0-0-0-0)

Year	Total*	Home*	Away*
2007-08	Did not play		
2008-09	Did not play		
Totals			

QUEBEC CITADELLES

All-Time Record vs. Quebec (5-4-0-1)

Year	Total*	Home*	Away*
2001-02	5-4-0-1	3-2-0-0	2-2-0-1
2002-03	Did not play		
Totals	5-4-0-1	3-2-0-0	2-2-0-1

SAINT JOHN FLAMES

All-Time Record vs. Saint John (7-4-1-2)

Year	Total*	Home*	Away*
2001-02	4-1-1-2	3-1-0-0	1-0-1-2
2002-03	3-3-0-0	1-2-0-0	2-1-0-0
Totals	7-4-1-2	4-3-0-0	3-1-1-2

ST. JOHN'S MAPLE LEAFS

All-Time Record vs. St. John's (4-2-1-1)

Year	Total*	Home*	Away*
2001-02	2-1-0-1	1-0-0-1	1-1-0-0
2002-03	2-1-1-0	2-0-0-0	0-1-1-0
2003-04	Did not play		
2004-05	Did not play		
Totals	4-2-1-1	3-0-0-1	1-2-1-0

UTAH GRIZZLIES

All-Time Record vs. Utah (5-1-1-1)

Year	Total*	Home*	Away*
2001-02	Did not play		
2002-03	Did not play		
2003-04	1-1-1-1	0-0-1-1	1-1-0-0
2004-05	4-0-0-0	2-0-0-0	2-0-0-0
Totals	5-1-1-1	2-0-1-1	3-1-0-0

WORCESTER ICECATS

All-Time Record vs. Worcester (18-12-2-4)

Year	Total*	Home*	Away*
2001-02	4-3-1-0	3-1-0-0	1-2-1-0
2002-03	3-3-1-1	2-2-0-0	1-1-1-1
2003-04	4-3-0-3	3-2-0-0	1-1-0-3
2004-05	7-3-0-0	4-1-0-0	3-2-0-0
Totals	18-12-2-4	12-6-0-0	6-6-2-4

*W-L-OTL-T/SOL



SEASON IN REVIEW



AHL STATISTICS

2012-13 AHL FINAL STANDINGS

EASTERN CONFERENCE

Atlantic Division		GP	W	L	OTL	SOL	GF	GA	PTS
Providence Bruins		76	50	21	0	5	222	183	105
Portland Pirates		76	41	30	3	2	230	203	87
Manchester Monarchs		76	37	32	3	4	219	209	81
Worcester Sharks		76	31	34	4	7	191	228	73
St. John's IceCaps		76	32	36	3	5	195	237	72
Northeast Division		GP	W	L	OTL	SOL	GF	GA	PTS
Springfield Falcons		76	45	22	5	4	235	186	99
Connecticut Whale		76	35	32	6	3	213	222	79
Bridgeport Sound Tigers		76	32	32	7	5	218	242	76
Albany Devils		76	31	32	1	12	193	225	75
Adirondack Phantoms		76	31	38	3	4	187	223	69
East Division		GP	W	L	OTL	SOL	GF	GA	PTS
Syracuse Crunch		76	43	22	6	5	247	201	97
Binghamton Senators		76	44	24	1	7	227	188	96
WB/Scranton Penguins		76	42	30	2	2	185	178	88
Hershey Bears		76	36	31	3	6	204	196	81
Norfolk Admirals		76	37	34	4	1	188	207	79

WESTERN CONFERENCE

North Division		GP	W	L	OTL	SOL	GF	GA	PTS
Toronto Marlies		76	43	23	3	7	237	199	96
Rochester Americans		76	43	29	3	1	234	209	90
Lake Erie Monsters		76	35	31	3	7	211	220	80
Abbotsford Heat		76	34	32	4	6	171	198	78
Hamilton Bulldogs		76	29	41	1	5	159	228	64
Midwest Division		GP	W	L	OTL	SOL	GF	GA	PTS
Grand Rapids Griffins		76	42	26	4	4	234	205	92
Milwaukee Admirals		76	41	28	4	3	197	200	89
Rockford IceHogs		76	42	31	2	1	246	225	87
Chicago Wolves		76	37	30	5	4	204	207	83
Peoria Rivermen		76	33	35	5	3	183	218	74
West Division		GP	W	L	OTL	SOL	GF	GA	PTS
Texas Stars		76	43	22	5	6	235	201	97
Charlotte Checkers		76	42	26	4	4	226	202	92
Oklahoma City Barons		76	40	25	2	9	240	228	91
Houston Aeros		76	40	26	5	5	212	199	90
San Antonio Rampage		76	29	38	2	7	195	241	67

2012-13 AHL SCORING LEADERS

No.	Points	Team	GP	G	A	PTS
1	Brandon Pirri	RFD	76	22	53	75
2	Jeff Taffe	HER	73	18	53	71
3	Chad Kolarik	WBS	76	31	37	68
4	Mark Arcobello	OKC	74	22	46	68
5	Linden Vey	MCH	74	22	45	67
6	Jonathan Audy-Marchessault	SPR	74	21	46	67
7	T.J. Hensick	PEO	76	19	48	67
8	Tyler Johnson	SYR	62	37	28	65
9	Brett Connolly	SYR	71	31	32	63
10	Kris Newbury	CT	70	20	42	62
11	Mark Mancari	RCH	76	22	39	61
12	Chris Terry	CHA	70	25	35	60
13	Gustav Nyquist	GR	58	23	37	60
14	Martin St. Pierre	RFD	76	26	33	59
15	Jeremy Morin	RFD	67	30	28	58
16	Darren Haydar	CHI	71	20	37	57
17	Ryan Spooner	PRO	59	17	40	57
18	Brandon Kozun	MCH	74	26	30	56
19	Justin Fontaine	HOU	64	23	33	56
20	Eric O'Dell	STJ	59	29	26	55

No. Top Power Play Goals		Team	GP	PPG
1	Matt Fraser	TEX	62	17
2	Chad Kolarik	WBS	76	15
3	Chris Brown	POR	68	14
4	Jamie Tardif	PRO	62	13
Five players tied at				12

No. Top Short Handed Goals		Team	GP	SHG
1	Derek Grant	BNG	63	5
2	Colton Scaviour	TEX	62	4
11 players tied at				3

No. Top 5 Goals		Team	GP	G
1	Tyler Johnson	SYR	62	37
2	Matt Fraser	TEX	62	33
3	Chad Kolarik	WBS	76	31
4	Brett Connolly	SYR	71	31
Three players tied at				30

No. Top 5 Assists		Team	GP	A
1	Jeff Taffe	HER	73	53
2	Brandon Pirri	RFD	76	53
3	T.J. Hensick	PEO	76	48
4	Mark Arcobello	OKC	74	46
5	Jonathan Audy-Marchessault	SPR	74	46

No. Top Penalty Minutes		Team	GP	PIM
1	Bobby Robins	PRO	74	316
2	Nathan McIver	BRI	62	287
3	Bobby Farnham	WBS	65	274
4	Zack Stortini	HAM	73	241
5	Matt Pelech	WOR	58	238

No. Top Game-Winning Goals		Team	GP	GWG
1	Brett Connolly	SYR	71	8
2	Chris Terry	CHA	70	8
3	Jason Zucker	HOU	55	8
4	Ben Smith	RFD	54	8
Four players tied at				7

No. Top Plus/Minus		Team	GP	+/-
1	Radko Gudas	SYR	57	32
2	Eric Gryba	BNG	38	28
3	Jean-Philippe Cote	SYR	74	27
4	Ondrej Palat	SYR	56	26
5	Tyler Johnson	SYR	62	26

No.	Goaltending Leaders	TEAM	GP	MINS	W	L	SOL	SO	GA	GAA	SA	SVS	SV%
1	Jeff Zatkoff	WBS	49	2799:19	26	20	0	5	90	1.93	1131	1041	0.920
2	Danny Taylor	ABB	40	2108:22	18	10	2	3	72	2.05	927	855	0.922
3	Robin Lehner	BNG	31	1841:15	18	10	2	3	65	2.12	1046	981	0.938
4	Magnus Hellberg	MIL	39	2107:14	22	13	0	6	75	2.14	991	916	0.924
5	Niklas Svedberg	PRO	48	2872:36	37	8	2	4	104	2.17	1384	1280	0.925
6	Frederik Andersen	NOR	47	2684:34	24	18	1	4	98	2.19	1387	1289	0.929
7	Philipp Grubauer	HER	28	1623:46	15	9	2	2	61	2.25	756	695	0.919
8	Justin Peters	CHA	37	2071:49	22	12	1	6	79	2.29	1006	927	0.921
9	Michael Hutchinson	PRO	30	1748:56	13	13	3	3	67	2.30	778	711	0.914
10	Curtis McElhinney	SPR	49	2926:26	29	16	3	9	113	2.32	1462	1349	0.923

AHL STATISTICS

2012-13 ROOKIE LEADERS

No.	Points	Team	GP	G	A	PTS
1	Ryan Spooner	PRO	59	17	40	57
2	Brock Nelson	BRI	66	25	27	52
3	Andrew Agozzino	LE	76	20	32	52
4	Tyler Toffoli	MCH	58	28	23	51
5	Jason Zucker	HOU	55	24	26	50
6	Justin Schultz	OKC	34	18	30	48
7	Chris Brown	POR	68	29	18	47
8	Tanner Pearson	MCH	64	19	28	47
9	Adam Clendening	RFD	73	9	37	46
10	Toni Rajala	OKC	46	17	28	45
11	Torey Krug	PRO	63	13	32	45
12	Sami Vatanen	NOR	62	9	36	45
13	Mike Sgarbossa	LE	57	19	25	44
14	Paul Carey	LE	72	19	22	41
15	Johan Larsson	RCH	69	16	25	41
16	Alex Killorn	SYR	44	16	22	38
17	Mark Stone	BNG	54	15	23	38
18	Austin Watson	MIL	72	20	17	37
19	Chad Billins	GR	76	10	27	37
20	Riley Sheahan	GR	72	16	20	36

No.	Power Play Goals	Team	GM	PPG
1	Chris Brown	POR	68	14
2	Jason Zucker	HOU	55	12
3	Brock Nelson	BRI	66	11
4	Mike Sgarbossa	LE	57	8
5	Ryan Spooner	PRO	59	8

No.	Game-Winning Goals	Team	GM	GWG
1	Jason Zucker	HOU	55	8
2	Chris Brown	POR	68	7
3	Brock Nelson	BRI	66	6
4	Tyler Rueggesser	ABB	67	5
Nine players tied at				4

No.	Goals	Team	GP	G
1	Chris Brown	POR	68	29
2	Tyler Toffoli	MCH	58	28
3	Brock Nelson	BRI	66	25
4	Jason Zucker	HOU	55	24
Two players tied at				20

No.	Assists	Team	GP	A
1	Ryan Spooner	PRO	59	40
2	Adam Clendening	RFD	73	37
3	Sami Vatanen	NOR	62	36
4	Torey Krug	PRO	63	32
5	Andrew Agozzino	LE	76	32

No.	Penalty Minutes	Team	GP	PIM
1	Bobby Farnham	WBS	65	274
2	Dalton Smith	SPR	67	128
3	Dylan McIlrath	CT	45	125
4	Daniel Maggio	LE	26	112
Two players tied at				111

No.	Shorthanded Goals	Team	GM	SHG
1	Tyler Toffoli	MCH	58	3
Eight players tied at				2

No.	Plus-Minus	Team	GM	+/-
1	Mark Stone	BNG	54	21
2	Tyler Toffoli	MCH	58	20
3	Dmitry Korobov	SYR	65	20
4	Martin Marincin	OKC	69	20
Two players tied at				19

2012-13 ATTENDANCE REPORT

Team	Total	Games	Average
Hershey	381,764	38	10,046
Chicago	312,732	38	8,230
Providence	311,127	38	8,188
Lake Erie	291,828	38	7,680
Grand Rapids	291,690	38	7,676
San Antonio	268,560	38	7,067
Houston	258,122	38	6,793
Charlotte	257,688	38	6,781
Toronto	253,868	38	6,681
Rochester	239,914	38	6,314
St. John's	238,906	38	6,287
W-B/Scranton	229,453	38	6,038
Manchester	216,816	38	5,706
Milwaukee	213,700	38	5,624
Norfolk	207,156	38	5,451
Syracuse	205,155	38	5,399
Hamilton	203,012	38	5,342
Bridgeport	201,402	38	5,300
Texas	195,533	38	5,146
Peoria	191,024	38	5,027
Rockford	173,292	38	4,560
Connecticut	172,506	38	4,540
Portland	168,890	38	4,444
Worcester	166,203	38	4,374
Adirondack	151,553	38	3,988
Springfield	148,442	38	3,906
Albany	146,696	38	3,860
Abbotsford	143,571	38	3,778
Binghamton	135,260	38	3,559
Oklahoma City	134,030	38	3,527
League	6,509,893	1140	5,710

TEAM HIGHS & LOWS

GAME: MOST

GOALS SCORED • 9

vs. Connecticut, 12/8/12, 9-2 W

GOALS, OPPONENT • 7

vs. Springfield, 1/15/13, 7-5 L

GOALS, COMBINED • 12

vs. Springfield, 1/15/13, 7-5 L

SHOTS ON GOAL • 45@ Portland, 3/29/13, 6-3 L
vs. Connecticut, 4/12/13, 3-1 W**SHOTS ON GOAL, OPPONENT • 50**

vs. Portland, 11/25/12, 3-2 OTL

SHOTS ON GOAL, COMBINED • 89

vs. Portland, 11/25/12, 3-2 OTL

POWER PLAY GOALS • 3vs. St. John's, 11/7/12, 4-1 W
@ Springfield, 11/24/12, 4-3 SOW
vs. Portland, 12/22/12, 5-3 W**POWER PLAY GOALS, AGAINST • 3**vs. Providence, 10/19/12, 4-3 L
vs. Albany, 1/11/13, 7-4 W
@ St. John's, 3/1/13, 5-4 SOW**PENALTY MINUTES • 27**

@ Portland, 3/29/13, 6-3 L

PENALTY MINUTES, OPPONENT • 39

vs. St. John's, 11/7/12, 4-1 W

PENALTY MINUTES, COMBINED • 61

vs. St. John's, 11/7/12, 4-1 W

LARGEST MARGIN OF VICTORY • 7

vs. Connecticut, 12/8/12, 9-2 W

LARGEST MARGIN OF DEFEAT • 4@ Bridgeport, 11/17/12, 4-0 L
vs. Portland, 12/2/12, 4-0 L

PERIOD: MOST

GOALS SCORED - 5

@ Worcester, 2/22/13, 2nd period, 7-2 W

GOALS, OPPONENT - 5

vs. Springfield, 11/30/12, 3rd period, 5-4 L

GOALS, COMBINED - 6vs. Springfield, 11/30/12, 3rd period, 5-4 L
vs. Albany, 1/11/13, 3rd period, 7-4 W
@ Worcester, 2/22/13, 2nd period, 7-2 W
@ St. John's, 3/1/13, 2nd period, 5-4 SOW**SHOTS ON GOAL - 20**

vs. Connecticut, 12/21/12, 2nd period, 5-2 L

SHOTS ON GOAL, OPPONENT - 21

vs. Bridgeport, 11/9/12, 1st period, 5-2 L

SHOTS ON GOAL, COMBINED - 33

vs. Connecticut, 12/21/12, 2nd period, 5-2 L

PENALTY MINUTES - 17

vs. Providence, 4/6/13, 1st period, 4-3 L

PENALTY MINUTES, OPPONENT - 24

@ Worcester, 11/4/12, 1st period, 1-0 SOL

PENALTY MINUTES, COMBINED - 36

@ Worcester, 11/4/12, 1st period, 1-0 SOL

PERIOD: FEWEST

SHOTS ON GOAL - 3vs. Worcester, 12/26/12, 3rd period, 2-1 W
@ Providence, 1/13/13, 3rd period, 2-1 L
@ Worcester, 4/7/13, 1st period, 4-3 OTW**SHOTS ON GOAL, OPPONENT - 2**

vs. St. John's, 11/7/12, 1st period, 4-1 W

GAME: FEWEST

GOALS SCORED • 0vs. WB/Scranton, 11/2/12, 3-0 L
@ Worcester, 11/4/12, 1-0 SOL
@ Bridgeport, 11/17/12, 4-0 L
@ Portland, 12/2/12, 4-0 L
@ Connecticut, 3/16/13, 3-0 L
@ Springfield, 3/20/13, 2-0 L**GOALS, OPPONENT • 0**vs. Binghamton, 10/28/12, 4-0 W
vs. Providence, 11/10/12, 3-0 W
vs. Providence, 1/23/13, 3-0 W
vs. Worcester, 4/14/13, 3-0 W**SHOTS ON GOAL • 20**@ Worcester, 1/18/13, 3-1 W
@ WB/Scranton, 4/20/13, 3-1 W**SHOTS ON GOAL, OPPONENT • 17**

vs. Providence, 10/19/12, 4-3 L

SHOTS ON GOAL, COMBINED • 43

@ WB/Scranton, 2/1/13, 4-1 L

PENALTY MINUTES • 2

vs. Connecticut, 4/12/13, 3-1 W

PENALTY MINUTES, OPPONENT • 2vs. Connecticut, 12/8/12, 9-2 W
@ Portland, 12/14/12, 4-2 L
@ Bridgeport, 12/29/12, 4-1 L
@ Providence, 2/10/13, 3-2 L
@ Providence, 3/17/13, 3-1 L
vs. Hershey, 3/23/13, 6-4 W
@ Binghamton, 4/19/13, 2-1 W**PENALTY MINUTES, COMBINED • 6**vs. Connecticut, 12/8/12, 9-2 W
@ Binghamton, 4/19/13, 2-1 W

PERIOD: FASTEST

OPENING GOAL - 1:19

Dwight King @ Portland, 12/14/12, 4-2 L

OPENING GOAL, OPPONENT - 0:16

Chay Genoway @ Hershey, 4/21/13, 4-2 L

GOAL FROM START OF PERIOD - 0:16

Marc-Andre Cliche vs. Worcester, 10/27/12, 2nd period, 5-1 W

GOAL FROM START OF PERIOD, OPPONENT - 0:12

Eric O'Dell @ St. John's, 3/1/13, 2nd period, 5-4 SOW

TWO GOALS - 0:16

Brandon Kozun - MCH (14:12) & Linden Vey - MCH (14:28) vs. Connecticut, 12/8/12, 3rd period, 9-2 W

TWO GOALS, OPPONENT - 0:16

Steve Eminger - CT (17:17) & Brandon Mashinter - CT (17:33) @ Connecticut, 2/17/13, 3rd period, 3-2 L

TWO GOALS, COMBINED - 1:11

Robbie Czarnik - MCH (11:47) & Dalton Smith - SPR (11:58) vs. Springfield, 11/30/12, 3rd period, 5-4 L

THREE GOALS COMBINED - 1:41

Brian O'Neill - MCH (11:44), Marc-Andre Cliche - MCH (12:22) & Jamie Tardif - PRO (13:25), (2nd period) @ Providence, 11/16/12, 3-2 L

OVERTIME GOAL - 1:50

David Kolomatsis @ Worcester, 4/7/13, 4-3 OTW

OVERTIME GOAL, OPPONENT - 0:07

Chirs Conner @ Portland, 2/24/13, 4-3 OTL

SITUATIONS & INDIVIDUAL HIGHS

SITUATIONS

WHEN SCORING	CONFERENCE	FIRST TO LIGHT THE LAMP	MONTHLY
0 goals0-5-0-1	Eastern37-32-3-4	Scoring first22-9-2-1	October5-10-0
1 goal0-9-0-0	Western0-0-0-0	Opponent scoring first15-23-1-3	November4-6-2-1
2 goals5-11-1-1			December5-8-0-1
3 goals14-5-2-0	DIVISION	FIRST PERIOD	January7-4-0-0
4 goals7-10-2	Atlantic22-17-3-2	Leading after one14-5-1-1	February3-5-1-1
5+ goals11-1-0-0	Northeast10-11-0-1	Trailing after one10-18-0-1	March7-5-0-1
	East5-4-0-1	Tied after one13-9-2-2	April6-3-0-0
	North0-0-0-0		
	Midwest0-0-0-0	SECOND PERIOD	DAILY
	West0-0-0-0	Leading after two25-3-1-1	Monday0-10-0
		Trailing after two3-20-1-2	Tuesday1-10-1
		Tied after two9-9-1-1	Wednesday5-20-0
			Thursday0-0-0-0
			Friday11-13-1-0
			Saturday16-7-0-0
			Sunday4-8-2-3
GOAL SEPARATION	EXTRA, EXTRA	SHORTHANDED	
In 1 goal games15-13-3-4	In overtime4-3	Scoring shorthanded9-1-0-0	
In 2 goal games9-8-0-0	In a shootout2-4	Allowing a shorthanded goal1-5-0-0	
In 3 goal games8-9-0-0			
In 4 goal games3-2-0-0	SHOOTING		
In 5+ goal games2-0-0-0	Outshooting opponent15-14-0-2		
	Outshot by opponent22-15-3-2		
	Shots are tied0-3-0-0		
RECORD			
Overall37-32-3-4			
Home19-14-2-3			
Road18-18-1-1			

SEASON: MOST

GAMES PLAYED - 74
Brandon Kozun
Linden Vey
GOALS - 28
Tyler Toffoli
ASSISTS - 45
Linden Vey
POINTS - 67
Linden Vey
PENALTY MINUTES - 111
Andy Andreoff

GAME: MOST

GOALS - 3
Tyler Toffoli @ Portland, 11/20/12, 5-1 W
Tyler Toffoli vs. Portland, 12/22/12, 5-3 W
GOALS AGAINST - 3
Jordan Caron vs. Providence, 10/19/12, 4-3 L
Brayden Schenn vs. Adirondack, 11/14/12, 4-1 L
Jonathan Audy-Marchessault vs. Springfield, 1/15/13, 7-5 L
ASSISTS - 4
Linden Vey @ Portland, 11/20/12, 5-1 W
Linden Vey vs. Albany, 1/11/13, 7-4, W
POINTS - 4
Linden Vey (4a) @ Portland, 11/20/12, 5-1 W
Linden Vey (4a) vs. Albany, 1/11/13, 7-4, W

PERIOD: MOST

GOALS - 2
David Kolomatis @ Albany, 10/13/12, 1st period, 2-1 W
Tanner Pearson vs. Portland, 10/20/12, 2nd period, 6-4 W
Tyler Toffoli @ Portland, 11/20/12, 1st period, 5-1 W
Linden Vey vs. Connecticut, 12/8/12, 3rd period, 9-2 W
Marc-Andre Cliche vs. Connecticut, 12/21/12, 2nd period, 5-2 L
Tyler Toffoli vs. Portland, 12/22/12, 3rd period, 5-3 W
Tyler Toffoli @ St. John's, 1/4/13, 1st period, 3-2 W
Brandon Kozun vs. St. John's, 2/15/13, 3rd period, 5-2 W
Linden Vey vs. Hershey, 3/23/13, 3rd period, 6-4 W
Andy Andreoff vs. Hershey, 4/13/13, 1st period, 4-3 W
Tanner Pearson @ Hershey, 4/21/13, 3rd period, 4-2 L
PENALTY MINUTES - 15
Andy Andreoff vs. Providence, 1st period, 4/6/13, 4-3 L

GAME-WINNING GOALS - 7
Brandon Kozun
POWER PLAY GOALS - 7
Brandon Kozun
SHORTHANDED GOALS - 3
Tyler Toffoli
FIRST GOALS OF THE GAME - 5
Brandon Kozun
SHOTS ON GOAL - 178
Tyler Toffoli
PLUS/MINUS - +20
Tyler Toffoli

SHOTS ON GOAL - 7
Slava Voynov vs. Worcester, 11/23/12, 4-3 OTL
Tyler Toffoli @ Springfield, 11/24/12, 4-3 SOW
Tanner Pearson @ Portland, 3/29/13, 6-3 L
SHOTS ON GOAL AGAINST - 10
Carter Camper @ Providence, 1/13/13, 2-1 L
PENALTY MINUTES - 15
Andy Andreoff vs. Providence, 4/6/13, 4-3 L
PLUS/MINUS - +4
Tyler Toffoli @ Portland, 11/20/12, 5-1 W
Jake Muzzin vs. Connecticut, 12/8/12, 9-2 W
Andrei Loktionov vs. Connecticut, 12/8/12, 9-2 W
Slava Voynov vs. Connecticut, 12/8/12, 9-2 W
Linden Vey vs. Albany, 1/11/13, 7-4, W
Chris Huxley vs. St. John's, 2/15/13, 5-2 W
ASSISTS - 2
David Kolomatis vs. Portland, 10/20/12, 2nd period, 6-4 W
Richard Clune vs. Worcester, 10/27/12, 2nd period, 5-1 W
Linden Vey @ Portland, 11/20/12, 1st period, 5-1 W
Linden Vey @ Springfield, 11/24/12, 1st period, 4-3 SOW
Tanner Pearson vs. Connecticut, 12/8/12, 3rd period, 9-2 W
Dwight King vs. Connecticut, 12/8/12, 3rd period, 9-2 W
Tanner Pearson vs. Worcester, 12/31/12, 2nd period, 3-2 L
Linden Vey @ St. John's, 1/4/13, 1st period, 3-2 W
Linden Vey vs. Albany, 1/11/13, 2nd period, 7-2 W
Brian O'Neill vs. Portland , 1/20/13, 2nd period, 5-2 W
Nick Deslauriers @ Worcester, 2/22/13, 2nd period, 7-2 W
Linden Vey @ Worcester, 2/22/13, 2nd period, 7-2 W
Linden Vey vs. Bridgeport, 3/15/13, 3rd period, 3-2 W
Nick Deslauriers vs. Hershey, 3/23/13, 3rd period, 6-4 W
Linden Vey vs. Connecticut, 4/12/13, 2nd period, 3-1 W
Andrew Bodnarchuk vs. Worcester, 4/14/13, 3rd period, 3-0 W

INDIVIDUAL & GOALIE HIGHS, STREAKS

PERIOD: MOST

POINTS - 2

David Kolomatsis (2g) @ Albany, 10/13/12, 1st period, 2-1 W
 Tanner Pearson (2g) vs. Portland, 10/20/12, 2nd period, 6-4 W
 David Kolomatsis (2a) vs. Portland, 10/20/12, 2nd period, 6-4 W
 Slava Voynov (1g, 1a) vs. Portland, 10/20/12, 2nd period, 6-4 W
 Brandon Kozun (1g, 1a) vs. Worcester, 10/27/12, 1st period, 5-1 W
 Richard Clune (2a) vs. Worcester, 10/27/12, 2nd period, 5-1 W
 Marc-Andre Cliche (1g, 1a) @ Providence, 11/16/12, 2nd period, 3-2 L
 Tyler Toffoli (2g) @ Portland, 11/20/12, 1st period, 5-1 W
 Linden Vey (2a) @ Portland, 11/20/12, 1st period, 5-1 W
 Tyler Toffoli (1g, 1a) @ Springfield, 11/24/12, 1st period, 4-3 SOW
 Linden Vey (2a) @ Springfield, 11/24/12, 1st period, 4-3 SOW
 Jordan Nolan (1g, 1a) vs. Connecticut, 12/8/12, 1st period, 9-2 W
 Richard Clune (1g, 1a) vs. Connecticut, 12/8/12, 1st period, 9-2 W
 Andrew Bodnarchuk (1g, 1a) vs. Connecticut, 12/8/12, 1st period, 9-2 W
 Andrei Loktionov (1g, 1a) vs. Connecticut, 12/8/12, 2nd period, 9-2 W
 Brandon Kozun (1g, 1a) vs. Connecticut, 12/8/12, 3rd period, 9-2 W
 Linden Vey (2g) vs. Connecticut, 12/8/12, 3rd period, 9-2 W
 Tanner Pearson (2a) vs. Connecticut, 12/8/12, 3rd period, 9-2 W
 Dwight King (2a) vs. Connecticut, 12/8/12, 3rd period, 9-2 W
 Marc-Andre Cliche (2g) vs. Connecticut, 12/21/12, 2nd period, 5-2 L
 Tyler Toffoli (2g) vs. Portland, 12/22/12, 3rd period, 5-3 W
 Tanner Pearson (2a) vs. Worcester, 12/31/12, 2nd period, 3-2 L
 Tyler Toffoli (2g) @ St. John's, 1/4/13, 1st period, 3-2 W
 Linden Vey (2a) @ St. John's, 1/4/13, 1st period, 3-2 W
 Linden Vey (2a) vs. Albany, 1/11/13, 2nd period, 7-4 W
 Tyler Toffoli (1g, 1a) vs. Albany, 1/11/13, 2nd period, 7-4 W
 Andy Andreoff (1g, 1a) vs. Portland, 1/20/13, 2nd period, 5-2 W
 Brian O'Neill (2a) vs. Portland, 1/20/13, 2nd period, 5-2 W
 Andrew Campbell (1g, 1a) vs. Providence, 2/12/13, 3rd period, 5-4 SOL
 Brandon Kozun (2g) vs. St. John's, 2/15/13, 3rd period, 5-2 W
 Nick Deslauriers (2a) @ Worcester, 2/22/13, 2nd period, 7-2 W
 Linden Vey (2a) @ Worcester, 2/22/13, 2nd period, 7-2 W
 Jordan Weal (1g, 1a) @ Worcester, 2/22/13, 2nd period, 7-2 W
 Tyler Toffoli (1g, 1a) @ Worcester, 2/22/13, 2nd period, 7-2 W
 Linden Vey (2a) vs. Bridgeport, 3/15/13, 3rd period, 3-2 W
 Linden Vey (2g) vs. Hershey, 3/23/13, 3rd period, 6-4 W
 Nick Deslauriers (2a) vs. Hershey, 3/23/13, 3rd period, 6-4 W
 Tanner Pearson (1g, 1a) @ Portland, 3/29/13, 1st period, 6-3 L
 Jordan Weal (1g, 1a) vs. Providence, 4/6/13, 2nd period, 4-3 L
 Linden Vey (2a) vs. Connecticut, 4/12/13, 2nd period, 3-1 W
 Andy Andreoff (2g) vs. Hershey, 4/13/13, 1st period, 4-3 W
 Andrew Bodnarchuk (2a) vs. Worcester, 4/14/13, 3rd period, 3-0 W
 David Kolomatsis (1g, 1a) @ WB/Scranton, 4/20/13, 3rd period, 3-1 W
 Tanner Pearson (1g, 1a) @ WB/Scranton, 4/20/13, 3rd period, 3-1 W
 Tanner Pearson (2g) @ Hershey, 4/21/13, 3rd period, 4-2 L

TEAM STREAKS: LONGEST

WINNING STREAK - 6

6-0-0-0 4/7/13 - 4/20/13

WINNING STREAK AT HOME - 3

3-0-0-0 10/20/10 - 10/28/12

3-0-0-0 1/19/13 - 1/23/13

3-0-0-0, 4/12/13 - 4/14/13

WINNING STREAK ON THE ROAD - 3

3-0-0-0, 11/20/12 - 12/1/12

3-0-0-0, 3/1/13 - 3/8/13

3-0-0-0, 4/7/13 - 4/20/13

WINLESS STREAK - 6

0-5-0-1, 1-25/13 - 2/12/13

WINLESS STREAK AT HOME - 5

0-3-2-0, 11/14/12 - 12/2/12

WINLESS STREAK ON THE ROAD - 6

0-6-0-0, 2/25/13 - 2/17/13

LOSING STREAK - 5

0-5-0-0, 1-25/13 - 2/10/13

LOSING STREAK AT HOME - 5

0-3-2-0, 11/14/12 - 12/2/12

LOSING STREAK ON THE ROAD - 6

0-6-0-0, 1/25/13 - 2/17/13

CONSECUTIVE GAMES GAINING A POINT - 9

7-0-1-1, 2/25/13 - 3/15/13

CONSECUTIVE GAMES GAINING A POINT AT HOME - 5

4-0-0-1 1/19/13 - 2/15/13

CONSECUTIVE GAMES GAINING A POINT ON THE ROAD - 6

5-0-1-0, 2/22/12 - 3/8/13

GOALTENDING STREAKS

MOST CONSECUTIVE STARTS - 16

Martin Jones, 2/2/13 - 3/16/13

MOST CONSECUTIVE GAMES PLAYED - 16

Martin Jones, 2/2/13 - 3/16/13

LONGEST WINNING STREAK - 6

Martin Jones, 4/7/13 - 4/20/13

LONGEST LOSING STREAK - 9

Martin Jones, 11/23/12 - 12/29/12

CONSECUTIVE SHUTOUT MINUTES - 105:20

Martin Jones, 1/20/13 - 1/26/13

GOALTENDING: GAME HIGHS

MOST GOALS ALLOWED - 5

Martin Jones vs. Bridgeport, 11/9/12, 5-2 L

Martin Jones vs. Springfield, 11/30/12, 5-4 L

Martin Jones @ Portland, 3/29/13, 6-3 L

MOST SHOTS FACED - 50

Martin Jones vs. Portland, 11/25/12, 3-2 OTL

Most Saves - 47

Martin Jones vs. Portland, 11/25/12, 3-2 OTL

MOST SAVES - 20

Martin Jones vs. Bridgeport, 11/9/12, 1st period, 5-2 L

MOST GOALS ALLOWED - 5

Martin Jones vs. Springfield, 11/30/12, 3rd period, 5-4 L

MOST SHOTS FACED - 21

Martin Jones vs. Bridgeport, 11/9/12, 1st period, 5-2 L



HISTORY & RECORDS



ALL-TIME ROSTER

-A-	POS	GP	G	A	PTS	PIM	YEARS
ALDOUS, Chris	D	95	5	13	18	30	2001-03
ANDREOFF, Andy	C	74	14	13	27	115	2011-13
ARDELAN, Mark	D	62	9	21	30	36	2005-06
ARMSTRONG, Derek	C	2	3	0	3	4	2002-03
ATHERTON, P.J.	D	9	0	3	3	8	2007-08
AUBIN, Jean-Sebastien	G	1	0	0	0	0	2007-08
AULIN, Jared	C	44	12	32	44	21	2002-03
*AVERY, Sean	C	0	0	0	0	0	2002-03
AZEVEDO, Justin	C	237	72	94	166	170	2008-12
-B-	POS	GP	G	A	PTS	PIM	YEARS
BAGNALL, Drew	D	191	3	27	30	378	2007-10
BARNEY, Scott	C	101	33	19	52	102	2002-05
BARR, Chris	D	5	0	0	0	7	2005-06
BATES, Shawn	C	10	0	1	1	8	2009-10
BEDNAR, Jaroslav	LW	48	16	21	37	16	2001-02
BEKAR, Derek	LW	125	46	39	85	91	2001-03
BELAN, Kris	F	8	0	1	1	7	2012-13
BELZA, Anthony	D	3	0	0	0	4	2002-03
BERNAKEVITCH, Brendan	F	42	8	9	17	20	2005-06
BERNIER, Jonathan	G	115	0	0	0	10	2007-10
BERUBE, Jean-Francois	G	5	0	0	0	0	2009-10, 2011-13
BISHOP, Hunter	LW	24	3	2	5	22	2012-13
BODNARCHUK, Andrew	D	69	5	15	20	77	2012-13
BOGAS, Chris	D	12	1	2	3	13	2002-03
BORZECKI, Adam	D	6	0	0	0	10	2004-05
**BOUTIN, Jonathan	G	0	0	0	0	0	2008-09
BOXMA, B.J.	G	1	0	0	0	0	2002-03
BOYLE, Brian	C	114	41	42	83	162	2006-09
BRENNAN, Kip	LW	81	7	3	10	470	2001-04
BRENNAN, Rich	D	16	2	5	7	6	2001-02
BROOKS, Brendan	C	9	0	2	2	10	2001-02
BROWN, Dustin	LW	79	29	45	74	96	2004-05
BRUST, Barry	G	53	0	0	0	12	2004-07
BUCKLEY, Brendan	D	63	2	7	9	107	2006-07
-C-	POS	GP	G	A	PTS	PIM	YEARS
CAMMALLERI, Michael	C	133	71	97	168	100	2002-05
CAMPBELL, Andrew	D	345	10	51	61	302	2008-13
CASE, Matt	D	5	0	0	0	4	2012-13
CAVANAGH, Tom	C	17	3	5	8	10	2009-10
CHARLEBOIS, Joe	D	11	0	0	0	0	2011-12
CHARTRAND, Brad	RW	22	10	12	22	31	2001-02
CHOQUINARD, Mathieu	G	22	0	0	0	0	2003-04
CHRISTIANSEN, Doug	F	5	0	0	0	19	2004-05, 2006-07
CHURCH, Brad	LW	11	5	6	11	0	2003-04
CLARKE, Noah	LW	267	85	114	199	108	2002-07
CLICHE, Marc-Andre	C	341	68	83	151	205	2007-13
*CLIFFORD, Kyle	LW	0	0	0	0	0	2009-10
CLOUD, Chris	LW	10	0	0	0	19	2011-12
CLOUTIER, Dan	G	14	0	0	0	15	2007-08
CLUNE, Richard	LW	236	23	44	67	786	2008-13
COLLINS, Dusty	C	16	4	2	6	15	2008-09
CORVO, Joe	D	106	21	55	76	38	2001-03
COUSINEAU, Marcel	G	28	0	2	2	16	2001-02
CROSTY, Paul	D/F	130	3	10	13	451	2006-09
CROWDER, Paul	C	5	0	0	0	0	2011-12
CZARNIK, Robbie	C	100	12	17	29	54	2011-13
-D-	POS	GP	G	A	PTS	PIM	YEARS
DAIGLE, Alexandre	RW	16	6	8	14	4	2005-06
DALLMAN, Kevin	D	8	5	4	9	6	2006-08
DAMEWORTH, Chad	D	10	0	1	1	4	2003-04
DARLING, Curtis	G	1	0	0	0	0	2007-08
DAVYDUKE, Kent	C	13	1	0	1	9	2002-03
**DENIKE, Terry	G	0	0	0	0	0	2003-04
DESLAURIERS, Nick	D	128	14	26	40	147	2011-13
DIETRICH, Brandon	C	28	3	8	11	15	2002-03
DILAURO, Ray	D	1	0	0	0	0	2002-03
DONATO, Ted	LW	36	18	25	43	19	2001-02
DRAVECKY, Vladimir	RW	111	9	27	36	61	2007-09
DREWSKE, Davis	D	66	1	13	14	101	2007-09
-E-	POS	GP	G	A	PTS	PIM	YEARS
ELKINS, Corey	C	149	39	48	87	53	2009-11
ERSBERG, Erik	G	32	0	0	0	2	2007-08, 2010-11
-F-	POS	GP	G	A	PTS	PIM	YEARS
FAST, Brad	D	62	5	13	18	38	2005-06
FISET, Stephane	G	23	0	0	0	2	2001-02

*Skated for the Monarchs only in the playoffs

**Suited up for the Monarchs as an emergency goaltender but did not appear in a game

ALL-TIME ROSTER

-F- (cont.)	POS	GP	G	A	PTS	PIM	YEARS
FLINN, Ryan	LW	143	6	10	16	522	2001-06
FORBORT, Derek	D	6	0	1	1	0	2012-13
FRANCISCO, Jon	C	1	0	0	0	0	2005-06
FTOREK, Sam	RW	52	6	9	15	63	2003-04
FUKUFUJI, Yutaka	G	7	0	1	1	0	2005-07
-G-	POS	GP	G	A	PTS	PIM	YEARS
GARON, Mathieu	G	52	0	3	3	4	2004-05
GAUTHIER, Gabe	C	270	57	122	179	165	2006-10
GEISLER, Beau	D	11	1	1	2	0	2004-05
GIULIANO, Jeff	LW	273	30	58	88	103	2002-08
GLEASON, Tim	D	89	10	22	32	131	2003-05
GOULET, Louis	C	5	0	0	0	0	2002-03
GREBESHKOV, Denis	D	166	9	76	85	180	2003-06
-H-	POS	GP	G	A	PTS	PIM	YEARS
HANCHUCK, Tyler	D	1	0	0	0	0	2005-06
HARNDEN, Zach	RW	6	1	0	1	2	2010-11
HARROLD, Peter	D	111	14	63	77	68	2006-08
HAUER, Brett	D	29	2	11	13	38	2001-02
HAUSER, Adam	G	120	0	1	1	22	2003-06
HAYWARD, Leon	F	52	3	8	11	45	2002-05
HEALEY, Eric	LW	140	66	65	131	92	2001-03
HEINZE, Steve	C	18	8	9	17	12	2002-03
HERSLEY, Patrik	D	42	1	8	9	27	2007-08
HICKEY, Thomas	D	212	14	61	75	100	2008-13
HIEBERT, James	RW	6	0	0	0	16	2006-07
HILL, Jordan	D	58	2	3	5	64	2010-12
HNILICKA, Milan	G	20	0	1	1	0	2003-04
HOFFMAN, Mike	RW	35	6	7	13	96	2006-07
HOGEBOOM, Greg	C	74	10	12	22	34	2003-07
HOLLAND, Jason	D	185	14	54	68	156	2001-03, 2004-05
HOLLOWAY, Bud	RW	191	54	66	120	90	2008-11
HUDSON, Alex	F	15	0	0	0	9	2011-12
HUNTER, Trent	RW	20	4	6	10	8	2011-12
HUET, Cristobal	G	30	0	1	1	2	2002-03
HUXLEY, Chris	D	27	1	5	6	30	2012-13
HYMOVITZ, David	C	2	0	1	1	0	2004-05
-I-	POS	GP	G	A	PTS	PIM	YEARS
INSANA, Jon	D	2	0	0	0	2	2002-03
-J-	POS	GP	G	A	PTS	PIM	YEARS
JACKMAN, Tim	RW	87	21	17	38	176	2005-07
JACKSON, Dane	LW	139	22	35	57	173	2001-03
**JAKAITIS, Jeff	G	0	0	0	0	0	2008-09
JAMES, Connor	LW	91	19	26	45	53	2004-06
JARRETT, Patrick	C	8	2	0	2	0	2007-08
JAY, Bobby	D	4	0	0	0	0	2001-02
JOHNSON, Chaz	RW	4	0	0	0	2	2010-11
** JOHNSON, JOSH	G	0	0	0	0	0	2009-10
JOHNSON, Justin	RW	103	4	7	11	392	2010-13
JOHNSTON, Denny	C	10	1	1	2	32	2008-09
JONES, Martin	G	136	0	5	5	2	2010-13
-K-	POS	GP	G	A	PTS	PIM	YEARS
KANKO, Petr	LW	220	34	41	75	274	2003-08
KAUNISTO, Ray	LW	131	15	21	36	115	2010-12
KELLY, Steve	C	162	50	114	164	349	2001-04
KEMP, T.J.	D	65	5	33	38	56	2006-07
KIDD, Josh	D	42	2	8	10	27	2007-09
KINASEWICH, Ryan	LW	29	2	6	8	4	2004-05
KING, Dwight	LW	202	50	74	124	133	2009-13
KLEMM, Jon	D	41	0	6	6	38	2007-08
KOEHLE, Greg	C	23	1	15	16	32	2002-04
KOLOMATIS, David	D	250	29	81	110	118	2009-13
KOMPON, Mike	C	2	0	1	1	4	2005-06
KOSTOPOULOS, Tom	RW	64	25	46	71	99	2004-05
KOZUN, Brandon	RW	221	69	81	150	158	2010-13
KROLL, Johann	D	12	0	1	1	8	2009-10
KUZNETSOV, Maxim	D	39	2	8	10	57	2003-04
-L-	POS	GP	G	A	PTS	PIM	YEARS
LABARBERA, Jason	G	65	0	2	2	4	2005-07
**LAURENDEAU, Rick	G	0	0	0	0	0	2002-04, 2007-08, 2009-10
LEHOUX, Yanick	C	213	63	86	149	87	2002-06
LEGEIN, Stefan	RW	114	19	23	42	76	2011-13

*Skated for the Monarchs only in the playoffs

**Sued up for the Monarchs as an emergency goaltender but did not appear in a game

ALL-TIME ROSTER

-L- (cont.)	POS	GP	G	A	PTS	PIM	YEARS
LEVEILLE, Michel	C	20	1	6	7	11	2008-09
LEWIS, Trevor	C	182	41	51	92	81	2006-10
LIKENS, Jeff	D	66	5	24	29	30	2006-08
LILJA, Andreas	D	4	0	1	1	4	2001-02
LISABETH, Travis	RW	8	0	0	0	0	2003-04
LOACH, Lonnie	LW	3	0	1	1	0	2002-03
LOKTIONOV, Andrei	C	132	29	68	97	34	2009-13
LOPES, Matt	G	1	0	0	0	0	2009-10
LoVERDE, Vincent	D	51	2	11	13	30	2012-13
LUKACEVIC, Ned	LW	12	1	0	1	9	2006-07
-M-	POS	GP	G	A	PTS	PIM	YEARS
MAIR, Adam	RW	27	10	9	19	48	2001-02
MANNINO, Peter	G	20	0	0	0	2	2012-13
MARTIN, P.J.	D	2	0	0	0	0	2003-04
MARTINEZ, Alec	D	147	20	49	69	82	2008-11
MATCZAK, Mike	D	7	0	0	0	0	2012-13
MCALPINE, Chris	D	3	0	0	0	0	2002-03
MCCULLOUGH, Brian	C	6	0	0	0	2	2002-03
MCDONOUGH, Hubie	C	5	0	0	0	0	2001-02
MECKLER, David	LW	381	77	67	144	123	2007-13
MEDAK, Judd	RW	3	0	0	0	0	2003-04
MIGNARDI, Rob	RW	23	2	1	3	18	2011-12
MIKUS, Juraj	C	56	4	9	13	31	2009-10
MILAM, Troy	D	124	15	37	52	98	2003-05, 2007-08
MILES, Jeff	C	28	5	1	6	6	2004-05
MILLER, Nate	RW	58	2	8	10	34	2001-02
MOLLER, Oscar	RW	110	40	48	88	60	2007-11
MORMINA, Joey	D	123	2	22	24	178	2005-07
MOSIENKO, Tyler	C	9	1	3	4	2	2008-09
MOULSON, Matt	LW	188	74	86	160	87	2006-09
MUIR, Bryan	D	73	13	37	50	141	2003-04
MULLEN, Patrick	D	180	20	51	71	93	2009-12
**MUNCE, Ryan	G	0	0	0	0	0	2004-05
MURPHY, Ryan	RW	119	17	14	31	73	2004-07, 2008-09
MURRAY, Brady	C	58	14	13	27	50	2007-08
MURRAY, Marty	C	110	27	67	94	61	2006-07, 2008-09
MUZZIN, Jake	D	146	12	49	61	103	2009-13
-N-	POS	GP	G	A	PTS	PIM	YEARS
NAULT, Francis	D	9	0	0	0	4	2003-04
NOLAN, Doug	D	260	5	24	29	450	2002-07, 2009-10
NOLAN, Jordan	RW	136	16	29	45	255	2010-13
-O-	POS	GP	G	A	PTS	PIM	YEARS
O'CONNOR, Ian	F	17	2	0	2	9	2012-13
O'NEILL, Brian	RW	61	4	13	17	22	2011-13
O'SULLIVAN, Patrick	C	41	18	21	39	12	2006-07
-P-	POS	GP	G	A	PTS	PIM	YEARS
PADDOCK, Cam	C	39	2	3	5	44	2011-12
PARROS, George	RW	133	17	15	32	380	2002-05
PARSE, Scott	C	102	19	38	57	63	2007-10
PAYETTE, Andre	LW	20	3	0	3	86	2001-02
PEARSON, Tanner	LW	64	19	28	47	14	2012-13
PELECH, Michael	C	5	0	0	0	6	2010-11
PERRY, Randy	D	24	1	5	6	12	2003-04
PETERS, Colin	D	1	0	0	0	0	2004-05
PETIOT, Richard	D	116	7	16	23	133	2005-08
PHILLIPS, Greg	RW	10	3	1	4	18	2001-02
PIRNES, Esa	C	4	3	1	4	2	2003-04
PISKULA, Joe	D	194	2	29	31	148	2007-10
POMICHTER, Mike	LW	1	0	0	0	0	2001-02
PREISSING, Tom	D	14	2	4	6	6	2008-09
PROKHORKIN, Nikolay	LW	8	0	1	1	6	2012-13
PUDLICK, Mike	D	132	16	23	39	94	2001-03
PURCELL, Teddy	RW	105	41	80	121	46	2007-09
PUSHKAREV, Konstantin	RW	112	23	30	53	124	2005-07
-Q-	POS	GP	G	A	PTS	PIM	YEARS
QUICK, Jonathan	G	33	0	2	2	2	2007-09
-R-	POS	GP	G	A	PTS	PIM	YEARS
RHEAULT, Jon	RW	59	5	6	11	26	2008-10
RHEAUME, Pascal	C	1	0	0	0	0	2009-10
RICHARDSON, Brad	RW	3	1	2	3	0	2008-09
RIMMER, Ty	G	1	0	0	0	0	2012-13

*Skated for the Monarchs only in the playoffs

**Suiited up for the Monarchs as an emergency goaltender but did not appear in a game

ALL-TIME ROSTER

-R- (cont.)	POS	GP	G	A	PTS	PIM	YEARS
RIVA, Dan	C	48	6	2	8	18	2001-03
ROBITAILLE, Randy	C	6	7	3	10	0	2001-02
RODNEY, Bryan	D	44	4	11	15	10	2012-13
ROME, Reagan	D	13	0	4	4	23	2005-06
ROSA, Pavel	RW	138	67	84	151	52	2002-04
ROUSSIN, Dany	LW	44	8	4	12	33	2005-07
RULLIER, Joe	D	284	13	34	47	844	2001-06
RYAN, Matt	C	266	37	49	86	262	2004-08
-S-	POS	GP	G	A	PTS	PIM	YEARS
SABOURIN, Scott	RW	5	0	1	1	4	2012-13
SANGER, Jeff	G	4	0	0	0	0	2002-03
SCHENN, Brayden	C	7	3	4	7	4	2010-11
SCHMIDT, Bryan	D	58	5	13	18	44	2006-07
SCHMIDT, Chris	LW	249	32	52	84	247	2001-05
SCHUELLER, Doug	D	3	0	0	0	0	2002-03
SCOTT, Travis	G	89	0	3	3	33	2001-03
SEELEY, Richard	D	249	11	46	57	394	2001-04, 2005-06
SEGAL, Brandon	RW	21	6	8	14	34	2009-10
SMITHSON, Jerred	C	182	16	47	63	156	2001-04
SMYTH, Brad	RW	125	50	70	120	123	2004-06
SNESRUD, Mat	D	30	0	3	3	14	2002-04
STECKEL, David	C	63	10	7	17	26	2004-05
STEPHENSON, Shay	C	61	11	10	21	71	2005-07
STEWART, Anthony	RW	30	4	3	7	31	2012-13
STRBAK, Martin	D	12	0	1	1	25	2003-04
-T-	POS	GP	G	A	PTS	PIM	YEARS
TAMBELLINI, Jeff	LW	56	25	31	56	26	2005-06
TAYLOR, Daniel	G	38	0	1	1	4	2007-09
**TEBBS, Kris	G	0	0	0	0	0	2010-11
TEUBERT, Colten	D	39	2	8	10	57	2010-11
THOMAS, Scott	RW	56	14	29	43	6	2001-02
TOEWS, Lorne	LW	1	0	1	1	0	2001-02
TOFFOLI, Tyler	C	59	29	23	52	18	2010-11, 2012-13
TREMBLAY, Simon	D	2	0	0	0	0	2001-02
TRIPP, John	RW	24	8	7	15	33	2003-04
TUKONEN, Lauri	RW	185	36	67	103	74	2005-08
TYERDOVSKY, Oleg	D	14	5	8	13	2	2006-07
-U-	POS	GP	G	A	PTS	PIM	YEARS
UNDERHILL, Matt	G	4	0	0	0	0	2003-04
-V-	POS	GP	G	A	PTS	PIM	YEARS
VALICEVIC, Rob	RW	59	11	23	34	25	2001-02
VAN OENE, Darren	LW	4	0	0	0	10	2004-05
VEY, Linden	RW	148	41	69	110	48	2011-13
VOYNOV, Slava	D	266	42	81	123	151	2008-13
-W-	POS	GP	G	A	PTS	PIM	YEARS
WALKER, Geoff	RW	37	5	9	14	55	2009-10
WATT, J.D.	RW	19	2	1	3	27	2011-12
WEAL, Jordan	C	72	15	19	34	38	2010-13
WEAVER, Mike	D	86	2	25	27	63	2004-05, 2006-07
WELCH, Dan	RW	132	12	25	37	89	2002-05
WERNER, Eric	D	89	6	33	39	51	2005-07, 2008-09
WESTGARTH, Kevin	F	224	22	28	50	580	2006-10
WILFORD, Marty	D	79	5	36	41	81	2005-06
-Y-	POS	GP	G	A	PTS	PIM	YEARS
YELLOW HORN, Colton	LW	28	6	12	18	18	2012-13
-Z-	POS	GP	G	A	PTS	PIM	YEARS
ZATKOFF, Jeff	G	114	0	3	3	2	2008-12
ZEILER, John	C	237	38	50	88	231	2006-11
ZION, Jonathan	D	8	0	2	2	6	2003-04
ZIZKA, Tomas	D	177	21	71	92	103	2001-04

*Skated for the Monarchs only in the playoffs **Suited up for the Monarchs as an emergency goaltender but did not appear in a game

ROSTER BY NUMBER

1	2 (cont.)	3 (cont.)	5
Milan Hnilicka 2003-04	Jon Insana 2002-03	Marty Wilford 2005-06	Jason Holland 2001-03
Adam Hauser 2003-06	Bryan Muir 2003-04	Peter Harrold 2006-08	2004-05
Ryan Munce 2006-07	Colin Peters 2004-05	Jake Muzzin 2009-13	Joey Mormina 2005-07
Jonathan Bernier 2007-08	Richard Petiot 2005-08	Derek Forbort 2012-13	Jeff Likens 2007-08
Jean-Francois Berube 2009-10	Andrew Campbell 2008-13		Jordan Hill 2011-12
2011-13			Vincent LoVerde 2012-13
2	3	4	6
Brett Hauer 2001-02	Chris Aldous 2001-02	Richard Seeley 2001-04	Joe Corvo 2001-03
Doug Schueller 2002-03	Doug Nolan 2002-03	2005-06	Maxim Kuznetsov 2003-04
	Tim Gleason 2003-04	Bryan Schmidt 2006-07	Adam Borzecki 2004-05
		Drew Bagnall 2007-10	
		Nick Deslauriers 2011-13	

ROSTER BY NUMBER

6 (cont.)		
Doug Christiansen	2004-05	
Troy Milam	2007-08	
David Kolomatsis	2009-13	
7		
Joe Rullier	2001-06	
Rich Brennan	2001-02	
Tyler Hanchuck	2005-06	
Brendan Buckley	2006-07	
Josh Kidd	2007-09	
Patrick Mullen	2009-11	
Andrew Bodnarchuk	2012-13	
8		
Andreas Lilja	2001-02	
Lorne Toews	2001-02	
Greg Koehler	2002-03	
Martin Strbak	2003-04	
Chad Dameworth	2003-04	
Troy Milam	2004-05	
Eric Werner	2005-07	
Alexandre Daigle	2005-06	
Geoff Walker	2009-10	
Chaz Johnson	2010-11	
Chris Huxley	2012-13	
9		
Bobby Jay	2001-02	
Louis Goulet	2002-03	
Leon Hayward	2002-03	
Yanick Lehoux	2003-05	
Connor James	2005-06	
Lauri Tukonen	2006-08	
Bud Holloway	2008-11	
Linden Vey	2011-13	
10		
Hubie McDonough	2001-02	
Brandon Dietrich	2002-03	
Petr Kanko	2004-08	
Oscar Moller	2008-11	
J.D. Watt	2011-12	
Matt Case	2012-13	
11		
Steve Kelly	2001-04	
Brad Smyth	2004-06	
Joe Rullier	2005-06	
Marty Murray	2006-07	
Trevor Lewis	2007-10	
Brayden Schenn	2010-11	
Cam Paddock	2011-12	
Paul Crowder	2011-12	
Hunter Bishop	2012-13	
12		
Dan Riva	2001-02	
Rob Valicevic	2001-02	
Anthony Belza	2002-03	
George Parros	2002-03	
Sam Ftocek	2003-04	
Tim Jackman	2005-06	
Patrick O'Sullivan	2006-07	
Davis Drewiske	2007-08	
Marty Murray	2008-09	
Brandon Segal	2009-10	
Alex Hudson	2011-12	
Andy Andreoff	2011-13	
13		
Nate Miller	2001-02	
Michael Cammalleri	2002-05	
Konstantin Pushkarev	2006-07	
John Zeiler	2010-11	
Richard Clune	2011-13	
14		
Yanick Lehoux	2002-03	
Reagan Rome	2005-06	
T.J. Kemp	2006-07	
Brady Murray	2007-08	
Patrick Mullen	2010-12	
Tanner Pearson	2012-13	
15		
Tomas Zizka	2001-04	
Jeff Tambellini	2005-06	
Tim Jackman	2005-07	
Kevin Westgarth	2007-10	
Justin Azevedo	2010-12	
Brandon Kozun	2012-13	
16		
Randy Robitaille	2001-02	
Dan Riva	2001-02	
Jeff Giuliano	2002-08	
16 (cont.)		
Richard Clune	2008-09	
Corey Elkins	2009-10	
Zach Hamden	2010-11	
Tyler Toffoli	2010-11	
Stefan Legein	2011-13	
17		
Adam Mair	2001-02	
Derek Armstrong	2002-03	
Brad Church	2003-04	
Brad Richardson	2008-09	
Richard Clune	2009-12	
Nikolay Prokhorkin	2012-13	
Colton Yellow Horn	2012-13	
18		
Greg Phillips	2001-02	
Mike Pomichter	2001-02	
Ryan Kinasevich	2004-05	
Ryan Murphy	2005-07	
Patrick Jarrett	2008-09	
Michel Leveille	2008-09	
Andrei Loktionov	2009-11	
	2012-13	
19		
Brendan Brooks	2001-02	
Mat Snesrud	2003-04	
Greg Hogeboom	2003-07	
Brian Boyle	2007-09	
Shawn Bates	2009-10	
Jordan Weal	2010-13	
20		
Simon Tremblay	2001-02	
Mat Snesrud	2002-03	
Doug Nolan	2003-04	
Connor James	2004-05	
Oleg Tverdokovsky	2006-07	
Colten Teubert	2010-11	
21		
Ted Donato	2001-02	
Lonnie Loach	2002-03	
Francis Nault	2003-04	
Esa Pimes	2003-04	
Matt Ryan	2004-08	
Alec Martinez	2008-09	
Dwight King	2009-13	
Anthony Stewart	2012-13	
22		
Mike Pudlick	2001-03	
Jonathan Zion	2003-04	
Troy Milam	2003-04	
Jon Francisco	2005-06	
Doug Christiansen	2006-07	
Trevor Lewis	2006-07	
Marc-Andre Cliche	2007-13	
23		
Derek Bekar	2001-03	
Dan Welch	2003-04	
Dustin Brown	2004-05	
Ned Lukacevic	2006-07	
Scott Boyle	2006-07	
Scott Parse	2007-10	
Brian O'Neill	2011-13	
24		
Noah Clarke	2002-07	
Vladimir Dravecky	2007-09	
Pascal Rheaume	2009-10	
Ray Kaunisto	2010-12	
Ian O'Connor	2012-13	
25		
Jerred Smithson	2001-04	
Shay Stephenson	2005-07	
Tim Jackman	2005-06	
Matt Moulson	2007-08	
Justin Azevedo	2008-10	
Scott Sabourin	2012-13	
26		
Chris Schmidt	2001-05	
Mike Kompon	2005-06	
Paul Crosty	2006-09	
John Mori	2009-10	
Johann Kroll	2009-10	
Brandon Kozun	2010-12	
Tyler Toffoli	2012-13	
27		
Jaroslav Bednar	2001-02	
Chris Bogas	2002-03	
27 (cont.)		
Randy Perry	2003-04	
David Hymovitz	2004-05	
Brad Fast	2005-06	
Kevin Westgarth	2006-07	
Juraj Mikus	2009-10	
Michael Pelech	2010-11	
Robbie Czarnik	2011-13	
28		
Ryan Flinn	2001-03	
Dan Welch	2004-05	
Lauri Tukonen	2005-07	
Gabe Gauthier	2006-10	
29		
Brad Chartrand	2001-02	
Dan Welch	2002-03	
Greg Koehler	2003-04	
Tom Kostopoulos	2004-05	
Yanick Lehoux	2005-06	
Jonathan Quick	2007-09	
Rob Mignardi	2011-12	
30		
Erik Ersberg	2007-08	
Jeff Jakaitis	2008-09	
Martin Jones	2010-11	
31		
Jared Aulin	2002-03	
Mathieu Garon	2004-05	
Matt Lopes	2009-10	
Erik Ersberg	2010-11	
Martin Jones	2011-13	
32		
Scott Thomas	2001-02	
Doug Nolan	2004-07	
	2009-10	
33		
Eric Healey	2001-03	
Barry Brust	2005-07	
Eric Werner	2008-09	
Bryan Rodney	2012-13	
34		
Marcel Cousineau	2001-02	
35		
Stephane Fiset	2001-02	
Cristobal Huet	2002-03	
Jason LaBarbera	2005-07	
Peter Mannino	2012-13	
36		
Dane Jackson	2001-03	
Matt Underhill	2003-04	
Jeff Zatkoff	2009-12	
37		
Kip Brennan	2001-04	
Denis Grebeshkov	2004-06	
Mike Hoffman	2006-07	
Jean-Sebastien Aubin	2007-08	
Jeff Zatkoff	2008-09	
Thomas Hickey	2008-13	
38		
Travis Scott	2001-03	
Denis Grebeshkov	2003-04	
Kevin Dallman	2006-08	
39		
David Steckel	2004-05	
Matt Moulson	2006-07	
Dan Cloutier	2007-08	
39 (cont.)		
Corey Elkins	2010-11	
Chris Cloud	2011-12	
Ty Rimmer	2012-13	
40		
Chris Aldous	2001-02	
John Zeiler	2006-10	
41		
P.J. Martin	2003-04	
Jeff Likens	2006-07	
Patrik Hersley	2007-08	
Dusty Collins	2008-09	
Tom Cavanagh	2009-10	
42		
John Tripp	2003-04	
Tim Gleason	2004-05	
Jon Klemm	2007-08	
Tom Preissing	2008-09	
43		
Mike Weaver	2004-05	
	2006-07	
43 (cont.)		
Joe Piskula	2007-10	
Kris Belan	2012-13	
44		
Chris McAlpine	2002-03	
Ray DiLauro	2002-03	
Kent Dabadyuke	2002-03	
Scott Barney	2003-04	
Yutaka Fukufuji	2005-07	
Davis Drewiske	2008-09	
Jordan Nolan	2010-13	
45		
B.J. Boxma	2002-03	
Rick Laurendeau	2002-03	
Adam Hauser	2003-04	
Jonathan Bernier	2008-10	
Kris Tebbis	2010-11	
46		
Chris Aldous	2002-03	
Mathieu Chouinard	2003-04	
Jason Poirier	2006-07	
Daniel Taylor	2007-09	
Jonathan Boutin	2008-09	
47		
Dan Riva	2002-03	
Darren Van Oene	2004-05	
Mark Ardelan	2005-06	
James Hiebert	2006-07	
P.J. Atherton	2007-08	
Trent Hunter	2011-12	
48		
Brian McCullough	2002-03	
Judd Medak	2003-04	
Petr Kanko	2003-04	
Oscar Moller	2007-08	
Andrei Loktionov	2011-12	
49		
Andre Payette	2001-02	
Ryan Flinn	2003-06	
Justin Johnson	2010-13	
50		
Jeff Sanger	2002-03	
Rick Laurendeau	2007-08	
Jon Rheault	2008-10	
51		
Joe Charlebois	2011-12	
52		
Matt Moulson	2008-09	
53		
Alec Martinez	2009-11	
54		
Jeff Miles	2004-05	
Jordan Hill	2010-11	
Mike Matczak	2012-13	
55		
Joe Rullier	2001-02	
Pavel Rosa	2002-04	
Beau Geisler	2004-05	
David Meckler	2007-13	
57		
Steve Heinze	2002-03	
58		
Denny Johnston	2008-09	
60		
Curtis Darling	2007-08	
61		
Tyler Mosienko	2008-09	
62		
Scott Barney	2002-03	
Teddy Purcell	2007-09	
64		
Chris Barr	2005-06	
70		
Brendan Bernakevitch	2005-06	
72		
Leon Hayward	2003-05	
73		
George Parros	2003-05	
74		
Travis Lisabeth	2003-04	
75		
Dany Roussin	2005-07	
76		
Slava Voynov	2008-13	
81		
Konstantin Pushkarev	2005-07	

2012-13 TEAM STATS

No.	Player	Pos	GP	G	A	PTS	+/-	PIM	PPG	SHG	GWG	FG	Shots	SPCT
9	Linden Vey	C	74	22	45	67	18	32	2	2	5	3	124	17.7
15	Brandon Kozun	RW	74	26	30	56	12	52	7	0	7	5	162	16
26	Tyler Toffoli	RW	58	28	23	51	20	18	6	3	2	2	178	15.7
14	Tanner Pearson	LW	64	19	28	47	17	14	5	0	1	2	137	13.9
19	Jordan Weal	C	63	15	18	33	8	38	6	0	3	3	103	14.6
6	David Kolomatis	D	46	8	20	28	-1	18	4	0	3	3	87	9.2
12	Andy Andreoff	C	69	13	13	26	1	111	3	0	3	1	106	12.3
4	Nick Deslauriers	D	63	4	19	23	-14	80	3	0	1	0	131	3.1
18	Andrei Loktionov	C	37	7	15	22	6	6	1	2	2	1	81	8.6
22	Marc-Andre Cliche	LW	57	10	10	20	1	46	1	1	1	0	124	8.1
7	Andrew Bodnarchuk	D	69	5	15	20	17	77	0	0	0	0	78	6.4
17	Colton Yellow Horn	LW	28	6	12	18	5	18	0	0	0	0	45	13.3
21	Dwight King	LW	28	5	12	17	4	13	0	1	0	2	58	8.6
16	Stefan Legein	RW	51	5	12	17	-8	32	0	1	1	0	77	6.5
76	Slava Voynov	D	35	7	9	16	-1	22	2	1	2	1	106	6.6
33	Bryan Rodney	D	44	4	11	15	-3	10	1	0	0	2	68	5.9
23	Brian O'Neill	RW	49	3	12	15	-2	18	0	0	1	0	60	5
5	Vincent LoVerde	D	51	2	11	13	17	30	0	0	0	1	32	6.3
37	Thomas Hickey	D	33	3	9	12	4	12	2	0	0	1	61	4.9
3	Jake Muzzin	D	29	2	9	11	3	24	0	0	0	1	55	3.6
2	Andrew Campbell	D	47	2	9	11	15	40	0	0	0	1	44	4.5
55	David Meckler	LW	39	3	6	9	-6	8	0	0	0	0	56	5.4
21	Anthony Stewart	RW	30	4	3	7	-5	31	1	0	0	1	35	11.4
13	Richard Clune	LW	35	2	5	7	-2	98	0	0	1	0	41	4.9
27	Robert Czarnik	C	51	4	2	6	-4	22	0	1	0	1	56	7.1
44	Jordan Nolan	LW	21	2	4	6	-3	21	0	0	0	1	31	6.5
8	Chris Huxley	D	27	1	5	6	11	30	0	0	0	0	26	3.8
11	Hunter Bishop	LW	24	3	2	5	4	22	0	1	2	1	32	9.1
31	Martin Jones	G	56	0	3	3	0	2	0	0	0	0	0	0
24	Ian O'Connor	F	17	2	0	2	-6	9	0	0	0	1	15	13.3
25	Scott Sabourin	RW	5	0	1	1	1	4	0	0	0	0	6	0
3	Derek Forbort	D	6	0	1	1	5	0	0	0	0	0	2	0
43	Kris Belan	F	8	0	1	1	-7	7	0	0	0	0	4	0
17	Nikolay Prokhorkin	LW	8	0	1	1	2	6	0	0	0	0	17	0
39	Ty Rimmer	G	1	0	0	0	0	0	0	0	0	0	0	0
1	Jean-Francois Berube	G	2	0	0	0	0	0	0	0	0	0	0	0
10	Matt Case	D	5	0	0	0	-5	4	0	0	0	0	3	0
54	Mike Matczak	D	7	0	0	0	-1	0	0	0	0	0	4	0
49	Justin Johnson	RW	12	0	0	0	-1	19	0	0	0	0	2	0
35	Peter Mannino	G	20	0	0	0	0	2	0	0	0	0	0	0
TOTALS			76	219	376	593	102	1022	44	13	35	34	2249	0.097

No.	Goaltender	GP	MIN	W	L	SOL	SO	EN	GA	GAA	SVS	SV%
35	Peter Mannino	20	1069:19	10	7	0	0	1	44	2.47	498	0.919
31	Martin Jones	56	3346:51	27	25	4	5	8	141	2.53	1601	0.919
39	Ty Rimmer	1	58:19	0	1	0	0	0	4	4.12	36	0.900
1	Jean-Francois Berube	2	97:08	0	2	0	0	0	7	4.32	47	0.870
TOTALS		76	4605:02	37	35	4	5	9	205	2.67	2182	0.914

2012-13 GAME-BY-GAME RESULTS

Date	Opponent	Result	Record	Score	GWG	Goaltender	Opposing Goaltender	Attendance
Oct. 12	at Providence	W	1-0-0-0	3-1	Andreoff	Jones	Hutchinson	10,665
Oct. 13	at Albany	W	2-0-0-0	2-1	Kolomatis	Jones	Kinkaid	5,072
Oct. 19	Providence	L	2-1-0-0	4-3		Jones	Svedberg	7,002
Oct. 20	Portland	W	3-1-0-0	6-4	Vey	Jones	Johnson	4,969
Oct. 27	Worcester	W	4-1-0-0	5-1	Kozun	Jones	Sateri/Stalock	3,602
Oct. 28	Binghamton	W	5-1-0-0	4-0	Kozun	Jones	Bishop	3,609
Nov. 2	WB/Scranton	L	5-2-0-0	3-0		Jones	Zatkoff	4,105
Nov. 4	at Worcester	SOL	5-2-0-1	1-0**		Jones	Stalock	2,647
Nov. 7	St. John's	W	6-2-0-1	4-1	Kozun	Mannino	Dekanich	2,253
Nov. 9	Bridgeport	L	6-3-0-1	5-2		Jones	Nilsson	5,295
Nov. 10	Providence	W	7-3-0-1	3-0	Loktionov	Jones	Svedberg	8,203
Nov. 14	Adirondack	L	7-4-0-1	4-1		Jones/Mannino	Heeter	4,989
Nov. 16	at Providence	L	7-5-0-1	3-2		Mannino	Svedberg	7,385
Nov. 17	at Bridgeport	L	7-6-0-1	4-0		Jones	Nilsson	4,570
Nov. 20	at Portland	W	8-6-0-1	5-1	Toffoli	Jones	Johnson	2,746
Nov. 23	Worcester	OTL	8-6-1-1	4-3*		Jones	Sateri	5,443
Nov. 24	at Springfield	W	9-6-1-1	4-3**		Mannino	McElhinney	4,165
Nov. 25	Portland	OTL	9-6-2-1	3-2*		Jones	Johnson	3,814
Nov. 30	Springfield	L	9-7-2-1	5-4		Jones	McElhinney	3,864
Dec. 1	at Springfield	W	10-7-2-1	2-1	Vey	Mannino	Dainton	3,722
Dec. 2	Portland	L	10-8-2-1	4-0		Jones	Johnson/Visentin	3,547
Dec. 7	at Providence	L	10-9-2-1	3-2		Jones	Svedberg	6,313
Dec. 8	Connecticut	W	11-9-2-1	9-2	Clune	Mannino	Talbot/Missiaen	5,245
Dec. 9	Worcester	L	11-10-2-1	3-2		Mannino	Sateri	4,386
Dec. 14	at Portland	L	11-11-2-1	4-2		Jones	Johnson	3,735
Dec. 15	at Adirondack	W	12-11-2-1	3-2	Voynov	Mannino	Heeter	3,747
Dec. 16	Springfield	SOL	12-11-2-2	3-2**		Jones	McElhinney	6,704
Dec. 21	Connecticut	L	12-12-2-2	5-2		Jones/Mannino	Talbot	3,906
Dec. 22	Portland	W	13-12-2-2	5-3	Toffoli	Mannino	Johnson	4,382
Dec. 26	Worcester	W	14-12-2-2	2-1	Andreoff	Mannino	Stalock	4,933
Dec. 28	at Worcester	L	14-13-2-2	2-1		Mannino	Sateri	5,008
Dec. 29	at Bridgeport	L	14-14-2-2	4-1		Jones	Nilsson	5,929
Dec. 31	Worcester	L	14-15-2-2	3-2		Mannino	Sateri	9,051
Jan. 4	at St. John's	W	15-15-2-2	3-2	Loktionov	Jones	Pasquale	6,287
Jan. 5	at St. John's	W	16-15-2-2	3-2*	Voynov	Mannino	Dekanich	6,287
Jan. 11	Albany	W	17-15-2-2	7-4	O'Neill	Mannino	Frazee	6,784
Jan. 13	at Providence	L	17-16-2-2	2-1		Mannino	Svedberg	6,234
Jan. 15	Springfield	L	17-17-2-2	7-5		Mannino/Berube	York	2,855
Jan. 18	at Worcester	W	18-17-2-2	3-1	Weal	Jones	Sateri	3,437
Jan. 19	Providence	W	19-17-2-2	3-1	Kozun	Mannino	Hutchinson	9,862
Jan. 20	Portland	W	20-17-2-2	5-2	Cliche	Jones	Johnson	4,593
Jan. 23	Providence	W	21-17-2-2	3-0	Vey	Jones	Hutchinson	3,796
Jan. 25	at Connecticut	L	21-18-2-2	4-1		Mannino	Talbot	4,168
Jan. 26	at Portland	L	21-19-2-2	3-1		Jones	Lee	5,625
Feb. 1	at WB/Scranton	L	21-20-2-2	4-1		Mannino	Zatkoff	4,824
Feb. 2	at Hershey	L	21-21-2-2	2-1		Jones	Grubauer	10,672
Feb. 10	at Providence	L	21-22-2-2	3-2		Jones	Svedberg	8,752
Feb. 12	Providence	SOL	21-22-2-3	5-4**		Jones	Svedberg	7,817
Feb. 15	St. John's	W	22-22-2-3	5-2	Kozun	Jones	Dekanich	6,739
Feb. 16	St. John's	L	22-23-2-3	5-3		Jones	Dekanich/Carrozzini	7,947
Feb. 17	at Connecticut	L	22-24-2-3	3-2		Jones	Missiaen	5,143
Feb. 22	at Worcester	W	23-24-2-3	7-2	Kozun	Jones	Sateri	3,978
Feb. 23	at Bridgeport	W	24-24-2-3	3-2	Weal	Jones	Reiter	4,315
Feb. 24	at Portland	OTL	24-24-3-3	4-3*		Jones	Lee	4,664
Mar. 1	at St. John's	W	25-24-3-3	5-4**		Jones	Pasquale	6,287
Mar. 2	at St. John's	W	26-24-3-3	4-1	Bishop	Jones	Pasquale	6,287
Mar. 6	Bridgeport	W	27-24-3-3	3-2*	Weal	Jones	DiPietro	3,406
Mar. 8	at Portland	W	28-24-3-3	4-3*	Leggin	Jones	Johnson	3,969
Mar. 10	WB/Scranton	SOL	28-24-3-4	5-4**		Jones	Zatkoff	9,105
Mar. 15	Bridgeport	W	29-24-3-4	3-2	Deslauriers	Jones	DiPietro	5,707
Mar. 16	at Connecticut	L	29-25-3-4	3-0		Jones	Missiaen	5,924
Mar. 17	at Providence	L	29-26-3-4	3-1		Berube	Hutchinson	8,473
Mar. 20	at Springfield	L	29-27-3-4	2-0		Jones	McElhinney	2,588
Mar. 23	Hershey	W	30-27-3-4	6-4	Vey	Jones	Grubauer	7,755
Mar. 24	St. John's	L	30-28-3-4	4-3		Jones	Dekanich	5,336
Mar. 27	at Worcester	W	31-28-3-4	3-1	Kolomatis	Jones	Sateri/Heemscherk	1,908
Mar. 29	at Portland	L	31-29-3-4	6-3		Jones	Visentin	3,948
Apr. 5	Portland	L	31-30-3-4	4-2		Jones	Lee	4,916
Apr. 6	Providence	L	31-31-3-4	4-3		Jones	Hutchinson	9,594
Apr. 7	at Worcester	W	32-31-3-4	4-3*	Kolomatis	Jones	Sateri	3,715
Apr. 12	Connecticut	W	33-31-3-4	3-1	Pearson	Jones	Talbot	5,423
Apr. 13	Hershey	W	34-31-3-4	4-3	Bishop	Jones	Sabourin	6,860
Apr. 14	Worcester	W	35-31-3-4	3-0	Kozun	Jones	Stalock	9,019
Apr. 19	at Binghamton	W	36-31-3-4	2-1	Vey	Jones	Lawson/Cheverie	3,386
Apr. 20	at WB/Scranton	W	37-31-3-4	3-1	Andreoff	Jones	Thiessen	8,151
Apr. 21	at Hershey	L	37-32-3-4	4-2		Rimmer	Grubauer	10,984

* Overtime Game **Shootout Game

2011-12 TEAM STATS

No.	Player	Pos	GP	G	A	PTS	+/-	PIM	PPG	SHG	GWG	FG	Shots	SPCT
15	Justin Azevedo	C	63	28	22	50	-12	37	7	3	3	7	170	16.5
26	Brandon Kozun	RW	74	20	26	46	-3	58	7	0	3	6	134	14.9
9	Linden Vey	RW	74	19	24	43	5	16	1	1	4	2	118	16.1
22	Marc-Andre Cliche	C	72	17	24	41	9	35	4	1	5	3	148	11.5
14	Patrick Mullen	D	69	13	28	41	-7	45	4	1	3	1	114	11.4
3	Jake Muzzin	D	71	7	24	31	-3	40	4	0	1	2	156	4.5
21	Dwight King	LW	50	11	18	29	6	20	1	1	2	3	110	10
37	Thomas Hickey	D	76	3	23	26	16	36	2	0	0	0	139	2.2
16	Stefan Legein	RW	63	14	11	25	-10	44	4	5	3	3	113	12.4
6	David Kolomatis	D	58	5	20	25	-3	12	1	0	1	1	99	5.1
27	Robert Czarnik	C	49	8	15	23	7	32	3	0	0	1	90	8.9
44	Jordan Nolan	RW	40	9	13	22	6	119	2	2	1	2	81	11.1
24	Ray Kaunisto	LW	74	7	15	22	-1	65	0	0	1	2	91	7.7
48	Andrei Loktionov	C	32	5	15	20	4	10	1	0	1	0	88	5.7
2	Andrew Campbell	D	76	2	17	19	14	54	0	0	1	0	65	3.1
55	David Meckler	LW	44	10	7	17	10	13	2	0	0	3	98	10.2
13	Richard Clune	LW	56	6	9	15	-1	253	0	0	1	2	68	8.8
4	Nick Deslauriers	D	65	1	13	14	-14	67	1	0	0	0	86	1.2
47	Trent Hunter	RW	20	4	6	10	-5	8	2	0	0	0	64	6.3
11	Cam Paddock	C	39	2	3	5	-10	44	0	0	0	0	26	7.7
76	Slava Voynov	D	15	2	2	4	1	4	0	1	1	0	35	5.7
10	J.D. Watt	RW	19	2	1	3	-3	27	1	0	0	0	16	12.5
29	Rob Mignardi	RW	23	2	1	3	-1	18	0	0	1	1	27	7.4
5	Jordan Hill	D	41	1	2	3	-6	35	0	0	0	0	32	3.1
49	Justin Johnson	RW	44	1	2	3	-2	187	0	0	0	1	17	5.9
23	Brian O'Neill	F	12	1	1	2	3	4	0	0	1	0	15	6.7
31	Martin Jones	G	41	0	2	2	0	0	0	0	0	0	0	0
12	Andy Andreoff	LW	5	1	0	1	0	4	0	0	0	1	8	12.5
19	Jordan Weal	C	2	0	0	0	-1	0	0	0	0	0	4	0
11	Paul Crowder	C	5	0	0	0	-1	0	0	0	0	0	4	0
39	Chris Cloud	LW	10	0	0	0	-1	19	0	0	0	0	8	0
51	Joe Charlebois	D	11	0	0	0	-1	0	0	0	0	0	7	0
12	Alex Hudson	F	15	0	0	0	-6	9	0	0	0	0	8	0
36	Jeff Zatkoff	G	44	0	0	0	0	0	0	0	0	0	0	0
TOTALS			76	207	344	545	-10	1325	47	15	33	41	2245	0.09

No.	Goaltender	GP	MIN	W	L	SOL	SO	EN	GA	GAA	SVS	SV%
36	Jeff Zatkoff	44	2432:26	21	17	1	3	6	101	2.49	1161	0.920
31	Martin Jones	41	2166:15	18	17	2	1	4	94	2.60	1062	0.919
TOTALS		76	4598:41	39	34	3	4	10	195	2.66	2223	0.916

2011-12 GAME-BY-GAME RESULTS

Date	Opponent	Result	Record	Score	GWG	Goaltender	Opposing Goaltender	Attendance
Oct. 7	Springfield	W	1-0-0-0	5-2	Cliche	Jones	Dainton	6,266
Oct. 8	St. John's	L	1-1-0-0	1-0		Jones	Mannino	5,808
Oct. 14	at Providence	W	2-1-0-0	7-1	Clune	Jones	Khudobin/St. Laurent	6,436
Oct. 15	at Portland	W	3-1-0-0	5-1	Loktionov	Jones	McElhinney	5,411
Oct. 16	at Springfield	L	3-2-0-0	5-3		Zatkoff	Taylor	2,152
Oct. 19	at Portland	L	3-3-0-0	5-3		Jones	Pogge	5,285
Oct. 21	at Connecticut	L	3-4-0-0	5-0		Jones/Zatkoff	Talbot	3,272
Oct. 22	at Worcester	L	3-5-0-0	4-2		Zatkoff	Sateri	2,925
Oct. 26	Springfield	L	3-6-0-0	2-1		Jones	Taylor	3,103
Oct. 28	at Portland	W	4-6-0-0	5-2	Cliche	Zatkoff	McElhinney	6,749
Oct. 29	WB/Scranton	L	4-7-0-0	4-1		Jones/Zatkoff	Thiessen	5,007
Nov. 11	at Providence	W	5-7-0-0	2-1	Mullen	Jones	Khudobin	6,463
Nov. 15	Providence	SOL	5-7-0-1	3-2**		Zatkoff	Khudobin	5,126
Nov. 16	Portland	L	5-8-0-1	4-1		Jones	Pogge	3,153
Nov. 9	Portland	W	6-8-0-1	4-3	Vey	Zatkoff	McElhinney	5,015
Nov. 11	at Providence	L	6-9-0-1	1-0		Jones	Khudobin	10,212
Nov. 12	at Worcester	W	7-9-0-1	2-1	Voynov	Zatkoff	Sexsmith	3,405
Nov. 18	Worcester	OTW	8-9-0-1	3-2*	Campbell	Jones	Sateri	6,192
Nov. 19	WB/Scranton	SOW	9-9-0-1	4-3**		Zatkoff	Thiessen	7,508
Nov. 23	Worcester	W	10-9-0-1	2-1	Cliche	Jones	Sexsmith	2,950
Nov. 26	Bridgeport	SOW	11-9-0-1	2-1**		Zatkoff	Nilsson	5,177
Nov. 27	at Bridgeport	OTW	12-9-0-1	5-4*	Kolomatis	Jones	Poulin	4,201
Dec. 2	at Binghamton	L	12-10-0-1	4-1		Zatkoff	Lehner	2,915
Dec. 3	Providence	SOW	13-10-0-1	5-4**		Jones	Khudobin	5,917
Dec. 4	Worcester	SOW	14-10-0-1	2-1**		Zatkoff	Sexsmith	4,012
Dec. 9	at Providence	SOL	14-10-0-2	2-1**		Jones	Hutchinson	7,233
Dec. 10	at Springfield	W	15-10-0-2	3-2	Mignardi	Zatkoff	Legace	3,265
Dec. 11	Portland	SOW	16-10-0-2	5-4**		Jones	Pogge	6,497
Dec. 14	at Portland	W	17-10-0-2	2-1	Mullen	Zatkoff	McElhinney	5,573
Dec. 16	St. John's	L	17-11-0-2	4-2		Jones	Aebischer	4,031
Dec. 18	Worcester	W	18-11-0-2	3-1	King	Zatkoff	Nittymaki	3,802
Dec. 26	Providence	W	19-11-0-2	4-1	Vey	Jones	Khudobin	6,178
Dec. 28	at Worcester	L	19-12-0-2	3-1		Zatkoff	Sateri	4,069
Dec. 30	at Albany	OTW	20-12-0-2	5-4*	Vey	Jones	Kinkaid	5,823
Dec. 31	Providence	W	21-12-0-2	2-1	King	Zatkoff	Khudobin	9,665
Jan. 4	Bridgeport	L	21-13-0-2	4-0		Jones	Poulin	3,471
Jan. 6	at St. John's	L	21-14-0-2	4-2		Zatkoff	Aebischer	6,297
Jan. 7	at St. John's	L	21-15-0-2	3-2		Jones	Aebischer	6,287
Jan. 13	Bridgeport	L	21-16-0-2	4-2		Zatkoff/Jones	Nilsson	5,364
Jan. 14	at Adirondack	L	21-17-0-2	5-3		Jones/Zatkoff	Leighton	3,986
Jan. 15	Portland	L	21-18-0-2	4-1		Zatkoff	McElhinney/Pogge	5,389
Jan. 20	at WB/Scranton	L	21-19-0-2	4-1		Zatkoff/Jones	Thiessen	5,834
Jan. 21	at Hershey	W	22-19-0-2	5-4	Cliche	Jones	Sabourin	10,860
Jan. 22	at Hershey	W	23-19-0-2	4-2	Leggin	Zatkoff	Holtby	9,611
Jan. 25	Adirondack	W	24-19-0-2	5-1	Nolan	Zatkoff	Leighton/Bacashihua	3,505
Jan. 27	St. John's	L	24-20-0-2	3-2		Jones/Zatkoff	Aebischer	4,624
Jan. 28	Worcester	OTW	25-20-0-2	3-2*	Muzzin	Zatkoff	Sexsmith	7,545
Feb. 3	Binghamton	OTW	26-20-0-2	3-2*	Cliche	Zatkoff	McKenna	5,117
Feb. 4	at Bridgeport	W	27-20-0-2	3-2	Azevedo	Jones	Poulin	5,277
Feb. 7	Portland	L	27-21-0-2	4-2		Zatkoff	Pogge	3,304
Feb. 10	Worcester	W	28-21-0-2	3-1	Kozun	Zatkoff	Sateri	4,292
Feb. 11	Connecticut	L	28-22-0-2	4-1		Jones	Johnson	9,852
Feb. 12	at Springfield	L	28-23-0-2	5-1		Zatkoff	Dainton	2,896
Feb. 17	at Adirondack	L	28-24-0-2	5-1		Zatkoff	Bacashihua	4,079
Feb. 18	Hershey	L	28-25-0-2	2-1		Jones	Holtby	8,973
Feb. 19	Adirondack	L	28-26-0-2	5-2		Zatkoff	Leighton	5,220
Feb. 23	at WB/Scranton	SOL	28-26-0-3	7-6**		Zatkoff/Jones	Munroe	5,011
Feb. 25	Albany	L	28-27-0-3	3-1		Jones	Fraze	5,413
Feb. 26	Providence	W	29-27-0-3	4-3	Vey	Zatkoff	Hutchinson	6,869
Mar. 4	Connecticut	L	29-28-0-3	3-2		Zatkoff	Johnson	4,573
Mar. 9	Springfield	W	30-28-0-3	3-0	Kozun	Zatkoff	Dainton	5,365
Mar. 10	at Portland	W	31-28-0-3	5-2	Azevedo	Jones	Pogge	6,251
Mar. 11	Connecticut	L	31-29-0-3	5-3		Zatkoff	Johnson	6,100
Mar. 17	at St. John's	W	32-29-0-3	3-1	O'Neill	Jones	Pasquale	6,287
Mar. 18	at St. John's	W	33-29-0-3	3-0	Kaunisto	Zatkoff	Pasquale	6,287
Mar. 23	at Providence	L	33-30-0-3	5-2		Jones	Khudobin	9,981
Mar. 24	Portland	W	34-30-0-3	5-0	Leggin	Zatkoff	Mannino	9,174
Mar. 25	Worcester	W	35-30-0-3	5-1	Kozun	Zatkoff	Sateri/Heemskerck	6,048
Mar. 28	at Portland	L	35-31-0-3	4-1		Zatkoff/Jones	Mannino	3,341
Mar. 31	at Worcester	W	36-31-0-3	4-0	Azevedo	Jones	Sateri/Heemskerck	4,209
Apr. 1	at Bridgeport	OTL	36-31-1-3	3-2*		Zatkoff	Poulin	4,473
Apr. 6	at Connecticut	OTL	36-31-2-3	2-1*		Jones	Johnson	4,294
Apr. 10	at Worcester	L	36-32-2-3	4-1		Zatkoff	Sateri	1,906
Apr. 13	at Connecticut	SOW	37-32-2-3	5-4**		Jones	Johnson	5,639
Apr. 14	Hershey	W	38-32-2-3	5-1	Leggin	Zatkoff	Machesney/Greenham	7,501
Apr. 15	St. John's	W	39-32-2-3	4-2	Mullen	Jones	Pasquale	7,808

* Overtime Game **Shootout Game

2010-11 TEAM STATS

No.	Player	Pos	GP	G	A	PTS	+/-	PIM	PPG	SHG	GWG	FG	Shots	SPCT
9	Bud Holloway	RW	78	28	33	61	8	58	14	0	4	8	206	0.136
15	Justin Azevedo	C	79	18	35	53	6	71	3	0	8	1	196	0.092
21	Dwight King	LW	72	24	28	52	12	58	10	0	3	5	163	0.147
76	Slava Voynov	D	76	15	36	51	21	36	7	0	1	3	189	0.079
10	Oscar Moller	RW	59	23	27	50	13	34	3	4	6	1	180	0.128
26	Brandon Kozun	RW	73	23	25	48	4	48	10	0	6	2	151	0.152
39	Corey Elkins	C	76	18	26	44	2	29	5	1	2	3	143	0.126
22	Marc-Andre Cliche	C	63	14	21	35	6	35	4	0	2	3	116	0.121
55	David Meckler	LW	75	16	17	33	3	28	4	0	3	2	165	0.097
18	Andrei Loktionov	C	34	8	23	31	16	6	0	1	3	1	104	0.077
13	John Zeiler	C	69	9	19	28	10	86	0	2	0	0	85	0.106
6	David Kolomatis	D	70	8	20	28	-13	58	2	0	1	0	157	0.051
37	Thomas Hickey	D	77	6	18	24	9	38	0	1	0	1	125	0.048
17	Richard Clune	LW	66	8	14	22	-3	222	0	1	1	1	85	0.094
14	Patrick Mullen	D	67	3	17	20	0	32	0	0	1	0	65	0.046
3	Jake Muzzin	D	45	3	15	18	20	39	2	0	0	1	93	0.032
44	Jordan Nolan	RW	75	5	12	17	-2	115	1	1	2	0	77	0.065
53	Alec Martinez	D	20	5	11	16	4	14	4	0	0	0	58	0.086
24	Ray Kaunisto	LW	57	8	6	14	-6	50	1	0	0	2	59	0.136
2	Andrew Campbell	D	76	1	11	12	12	68	0	0	0	0	55	0.018
20	Colten Teubert	D	39	2	8	10	7	57	0	0	0	0	23	0.087
49	Justin Johnson	RW	47	3	5	8	0	186	1	0	0	0	17	0.176
11	Brayden Schenn	C	7	3	4	7	3	4	0	0	0	1	14	0.214
36	Jeff Zatkoff	G	45	0	3	3	0	2	0	0	0	0	0	0.000
54	Jordan Hill	D	17	1	1	2	-2	29	0	0	0	0	11	0.091
16	Tyler Toffoli	C	1	1	0	1	0	0	0	0	0	0	4	0.250
16	Zach Harnden	RW	6	1	0	1	2	2	0	0	0	0	6	0.167
19	Jordan Weal	C	7	0	1	1	1	0	0	0	0	0	11	0.000
31	Erik Ersberg	G	2	0	0	0	0	0	0	0	0	0	0	0.000
8	Chaz Johnson	RW	4	0	0	0	-2	2	0	0	0	0	4	0.000
27	Michael Pelech	C	5	0	0	0	0	6	0	0	0	0	2	0.000
30	Martin Jones	G	39	0	0	0	0	0	0	0	0	0	0	0.000
TOTALS			80	255	436	690	131	1423	71	11	43	35	2565	0.099

No.	Goaltender	GP	MIN	W	L	SOL	SO	EN	GA	GAA	SVS	SV%
31	Erik Ersberg	2	119:02	1	1	0	0	0	4	2.02	50	0.926
30	Martin Jones	39	2187:28	23	12	1	4	3	82	2.25	996	0.924
36	Jeff Zatkoff	45	2507:40	20	17	5	3	2	112	2.68	1142	0.911
TOTALS		80	4814:10	44	30	6	7	5	198	2.47	2188	0.917

2010-11 GAME-BY-GAME RESULTS

Date	Opponent	Result	Record	Score	GWG	Goaltender	Opposing Goaltender	Attendance
Oct. 9	at Portland	L	0-1-0-0	6-5		Zatkoff	Enroth	4,631
Oct. 10	at Bridgeport	W	1-1-0-0	2-1	Azevedo	Ersberg	Koskinen	4,039
Oct. 16	Providence	W	2-1-0-0	5-2	Meckler	Zatkoff	Schaefer	9,035
Oct. 17	Springfield	L	2-2-0-0	3-1		Ersberg	Taylor	2,609
Oct. 19	at Portland	SOL	2-2-0-1	3-2**		Zatkoff	Leggio	2,194
Oct. 22	Bridgeport	W	3-2-0-1	6-3	Kozun	Zatkoff	Lawson	3,112
Oct. 23	at Springfield	W	4-2-0-1	3-1	Azevedo	Zatkoff	LeNeveu	2,755
Oct. 24	Charlotte	W	5-2-0-1	2-1	Elkins	Jones	Murphy	2,737
Oct. 29	Bridgeport	OTL	5-2-1-1	3-2*		Zatkoff	Poulin	5,018
Oct. 31	at Hershey	L	5-3-1-1	7-3		Zatkoff/Jones	Ford	10,502
Nov. 3	at Connecticut	W	6-3-1-1	4-1	Meckler	Zatkoff	Johnson	2,016
Nov. 5	Connecticut	W	7-3-1-1	3-2	Holloway	Jones	Johnson	3,772
Nov. 6	at Worcester	L	7-4-1-1	3-2		Zatkoff	Stalock	3,419
Nov. 12	Worcester	L	7-5-1-1	3-1		Zatkoff	Stalock	4,014
Nov. 13	Providence	L	7-6-1-1	3-1		Jones	Hutchinson	6,012
Nov. 14	Springfield	W	8-6-1-1	4-2	Loktionov	Zatkoff	Wesslau	3,509
Nov. 17	Connecticut	W	9-6-1-1	4-3	Azevedo	Zatkoff	Johnson	4,508
Nov. 19	Worcester	W	10-6-1-1	3-1	Kozun	Zatkoff	Stalock	4,003
Nov. 20	at Bridgeport	W	11-6-1-1	1-0	Cliche	Jones	Lawson	3,090
Nov. 21	Providence	L	11-7-1-1	4-1		Zatkoff/Jones	Hutchinson	4,022
Nov. 24	at Springfield	W	12-7-1-1	3-2	Clune	Jones	LeNeveu	2,621
Nov. 26	Albany	W	13-7-1-1	7-2	Cliche	Zatkoff	Caruso	4,156
Nov. 27	Portland	W	14-7-1-1	6-1	Moller	Jones	Leggio	5,014
Nov. 28	at Worcester	W	15-7-1-1	5-2	Moller	Zatkoff	Stalock	2,396
Dec. 3	Norfolk	L	15-8-1-1	7-2		Zatkoff/Jones	Desjardins	4,122
Dec. 4	Springfield	W	16-8-1-1	7-2	Loktionov	Jones	Wesslau	4,550
Dec. 5	at Providence	L	16-9-1-1	2-1		Zatkoff	Hutchinson	5,286
Dec. 10	Worcester	W	17-9-1-1	4-1	King	Jones	Stalock	4,539
Dec. 11	at Connecticut	L	17-10-1-1	5-1		Zatkoff	Johnson	5,321
Dec. 12	Portland	L	17-11-1-1	4-2		Jones	Leggio	5,561
Dec. 17	Portland	W	18-11-1-1	4-3	Loktionov	Zatkoff	Enroth	4,049
Dec. 18	at Portland	W	19-11-1-1	2-1*	Azevedo	Jones	Enroth	4,477
Dec. 19	Worcester	W	20-11-1-1	2-1	Kozun	Jones	Stalock	4,018
Dec. 21	Connecticut	W	21-11-1-1	5-4		Jones	Talbot	3,578
Dec. 29	at Adirondack	W	22-11-1-1	6-2	Nolan	Jones	Riopol	3,570
Dec. 31	Providence	W	23-11-1-1	7-3	Kolomatis	Jones	Schaefer	9,207
Jan. 1	at Springfield	L	23-12-1-1	3-1		Zatkoff	Wesslau	4,196
Jan. 2	at Connecticut	W	24-12-1-1	3-0	Kozun	Jones	Johnson	4,367
Jan. 7	at Providence	L	24-13-1-1	3-0		Jones	Dalton	8,597
Jan. 8	at Portland	L	24-14-1-1	4-3		Zatkoff	Enroth	4,597
Jan. 9	at Bridgeport	W	25-14-1-1	4-3*	Voynov	Jones	Koskinen	2,014
Jan. 13	at Charlotte	W	26-14-1-1	6-4	Elkins	Jones	Pogge	3,972
Jan. 14	at Charlotte	SOL	26-14-1-2	6-5**		Zatkoff	Murphy	10,221
Jan. 15	at Binghamton	W	27-14-1-2	4-3	Meckler	Jones	Lehner	3,626
Jan. 21	at Providence	L	27-15-1-2	5-2		Jones/Zatkoff	Dalton	8,489
Jan. 22	Binghamton	L	27-16-1-2	4-2		Jones	Brust	9,852
Jan. 23	at Providence	SOL	27-16-1-3	2-1**		Zatkoff	Schaefer	6,577
Jan. 26	Norfolk	W	28-16-1-3	4-2	Moller	Zatkoff	Tokarski	3,544
Jan. 28	at Connecticut	W	29-16-1-3	4-2	Holloway	Jones	Johnson	5,802
Jan. 29	Bridgeport	W	30-16-1-3	3-2	Moller	Zatkoff	Martin	7,529
Feb. 4	at Worcester	SOL	30-16-1-4	4-3**		Jones	Hutton	3,581
Feb. 5	at Albany	W	31-16-1-4	4-0	King	Jones	McKenna	4,631
Feb. 9	Hershey	SOL	31-16-1-5	2-1**		Zatkoff	Ford	4,927
Feb. 11	Portland	L	31-17-1-5	3-1		Jones	Enroth	5,182
Feb. 12	Bridgeport	W	32-17-1-5	6-2	Azevedo	Zatkoff	Martin	6,379
Feb. 13	Springfield	W	33-17-1-5	5-3	Kozun	Jones	LeNeveu	7,807
Feb. 18	at Springfield	OTL	33-17-2-5	5-4*		Zatkoff/Jones	Wesslau	2,932
Feb. 19	Portland	W	34-17-2-5	5-4	Holloway	Jones	Enroth	7,669
Feb. 20	at Bridgeport	L	34-18-2-5	4-2		Zatkoff	Koskinen	5,058
Feb. 22	at Springfield	W	35-18-2-5	5-0	Moller	Jones	Wesslau	3,393
Feb. 25	Bridgeport	W	36-18-2-5	4-3	Azevedo	Jones	Koskinen	5,121
Feb. 26	at Bridgeport	W	37-18-2-5	5-0	Holloway	Zatkoff	Koskinen	4,899
Feb. 27	at Worcester	L	37-19-2-5	5-2		Jones	Sexsmith	5,052
Mar. 4	at Worcester	W	38-19-2-5	3-2*	Moller	Zatkoff	Sexsmith	3,993
Mar. 6	Charlotte	L	38-20-2-5	3-2		Jones	Pogge	5,816
Mar. 9	Providence	SOL	38-20-2-6	3-2**		Zatkoff	Khudobin	4,360
Mar. 11	Worcester	L	38-21-2-6	3-1		Jones	Hutton	5,184
Mar. 12	Bridgeport	W	39-21-2-6	7-0	Azevedo	Zatkoff	Martin	7,825
Mar. 13	at Portland	W	40-21-2-6	4-2	Nolan	Zatkoff	Leggio	5,487
Mar. 16	Springfield	W	41-21-2-6	4-2	Kozun	Zatkoff	LeNeveu	4,313
Mar. 18	Connecticut	L	41-22-2-6	1-0		Zatkoff	Grumet-Morris	7,490
Mar. 19	at Bridgeport	OTL	41-22-3-6	2-1*		Jones	Lawson	5,206
Mar. 20	Worcester	L	41-23-3-6	3-2		Zatkoff	Hutton	7,011
Mar. 25	at Norfolk	W	42-23-3-6	4-0	King	Zatkoff	Tokarski	4,025
Mar. 26	at Norfolk	L	42-24-3-6	2-1		Zatkoff	Tokarski	5,301
Apr. 1	at Worcester	L	42-25-3-6	2-0		Jones	Hutton	3,508
Apr. 2	Portland	W	43-25-3-6	5-2	Azevedo	Zatkoff	Leggio	9,127
Apr. 6	at Portland	OTL	43-25-4-6	6-5*		Zatkoff	Jakaitis	3,565
Apr. 8	Adirondack	W	44-25-4-6	4-1	Mullen	Jones	Backlund	8,163
Apr. 10	at Providence	L	44-26-4-6	3-2		Zatkoff	Khudobin	9,550

* Overtime Game ** Shootout Game

2009-10 TEAM STATS

No.	Player	Pos	GP	G	A	PTS	+/-	PIM	PPG	SHG	GWG	FG	Shots	SPCT
9	Bud Holloway	LW	75	19	28	47	1	26	7	1	5	6	173	0.110
16	Corey Elkins	C	73	21	22	43	4	24	8	2	4	8	144	0.146
28	Gabe Gauthier	C	71	8	27	35	-21	36	2	1	0	3	127	0.063
10	Oscar Moller	C	43	15	18	33	6	20	6	0	5	3	114	0.132
53	Alec Martinez	D	55	7	23	30	12	26	4	0	2	1	101	0.069
76	Slava Voynov	D	79	10	19	29	0	43	5	0	2	0	134	0.075
6	David Kolomatis	D	76	8	21	29	0	30	5	0	1	1	111	0.072
25	Justin Azevedo	C	46	14	13	27	5	31	2	1	3	3	91	0.154
21	Dwight King	LW	52	10	16	26	5	42	3	0	2	2	93	0.108
22	Marc-Andre Cliche	C	66	11	14	25	-6	45	2	3	4	2	115	0.096
15	Kevin Westgarth	RW	76	11	14	25	6	180	1	0	0	1	92	0.120
18	Andrei Loktionov	C	29	9	15	24	8	12	0	0	0	1	67	0.134
40	John Zeiler	RW	65	11	9	20	7	31	1	0	5	3	100	0.110
55	David Meckler	LW	73	11	9	20	-1	22	2	0	2	1	162	0.068
23	Scott Parse	RW	14	4	11	15	11	21	1	0	0	0	30	0.133
12	Brandon Segal	RW	21	6	8	14	0	34	1	0	0	3	63	0.095
8	Geoff Walker	RW	37	5	9	14	-9	55	1	0	1	3	87	0.057
17	Richard Clune	LW	44	4	10	14	2	126	0	0	0	1	60	0.067
27	Juraj Mikus	C	56	4	9	13	-8	31	1	0	1	1	89	0.045
4	Drew Bagnall	D	58	2	10	12	5	113	0	0	0	1	42	0.048
43	Joe Piskula	D	72	2	10	12	10	51	0	1	1	0	87	0.023
2	Andrew Campbell	D	74	2	9	11	-16	68	1	0	0	0	60	0.033
7	Patrick Mullen	D	44	4	6	10	-9	16	3	0	0	2	35	0.114
41	Tom Cavanagh	C	17	3	5	8	-5	10	2	0	1	1	20	0.150
11	Trevor Lewis	RW	23	5	2	7	-6	6	1	1	1	0	63	0.079
50	Jon Rheault	RW	35	3	3	6	0	14	0	2	0	0	63	0.048
37	Thomas Hickey	D	19	1	5	6	-4	12	0	0	0	1	35	0.029
32	Doug Nolan	D	19	0	3	3	0	31	0	0	0	0	3	0.000
3	Jacob Muzzin	D	1	0	1	1	1	0	0	0	0	0	0	0.000
19	Shawn Bates	C	10	0	1	1	-5	8	0	0	0	0	11	0.000
26	Johann Kroll	D	12	0	1	1	1	8	0	0	0	0	7	0.000
31	Matt Lopes	G	1	0	0	0	0	0	0	0	0	0	0	0.000
26	John Mori	F	1	0	0	0	0	0	0	0	0	0	0	0.000
24	Pascal Rheume	C	1	0	0	0	0	0	0	0	0	0	0	0.000
1	Jean-Francois Berube	G	3	0	0	0	0	0	0	0	0	0	0	0.000
36	Jeff Zatkoff	G	22	0	0	0	0	0	0	0	0	0	0	0.000
45	Jonathan Bernier	G	58	0	0	0	0	4	0	0	0	0	0	0.000
TOTALS			80	210	351	561		1176	59	12	40	48	2379	0.088

No.	Goaltender	GP	MIN	W	L	SOL	SO	EN	GA	GAA	SVS	SV%
31	Matt Lopes	1	54:19	1	0	0	0	0	1	1.10	42	0.977
45	Jonathan Bernier	58	3424:14	30	21	6	9	5	116	2.03	1707	0.936
36	Jeff Zatkoff	22	1170:02	10	9	0	2	4	57	2.92	612	0.915
1	Jean-Francois Berube	3	179:45	2	1	0	0	0	11	3.67	65	0.855
TOTALS		80	4828:20	43	31	6	11	9	185	2.30	2426	0.929

2009-10 GAME-BY-GAME RESULTS

Date	Opponent	Result	Record	Score	GWG	Goaltender	Opposing Goaltender	Attendance
Oct. 3	at Albany	W	1-0-0-0	6-3	Piskula	Bernier	Peters	6,507
Oct. 9	at Norfolk	W	2-0-0-0	2-1	Moller	Bernier	Helenius	4,002
Oct. 10	at Norfolk	L	2-1-0-0	2-0		Zatkoff	Tokarski	2,948
Oct. 11	at Hershey	W	3-1-0-0	2-1	Moller	Bernier	Holtby	10,223
Oct. 16	at Springfield	L	3-2-0-0	4-1		Bernier	Dubnyk	2,235
Oct. 17	Portland	W	4-2-0-0	4-0	Holloway	Bernier	Lamoureux	8,605
Oct. 18	Springfield	W	5-2-0-0	6-1	Mikus	Zatkoff	Sorochan	3,603
Oct. 23	Bridgeport	W	6-2-0-0	2-0	Zeiler	Bernier	Lawson	3,568
Oct. 24	Providence	W	7-2-0-0	3-0	Cliche	Zatkoff	Sabourin	5,715
Oct. 30	Providence	W	8-2-0-0	2-1	Moller	Bernier	Sabourin	5,015
Oct. 31	Worcester	W	9-2-0-0	4-1	Azevedo	Zatkoff	Stalock	3,162
Nov. 1	at Hartford	OTL	9-2-1-0	3-2*		Bernier	Johnson	2,801
Nov. 6	at Worcester	SOL	9-2-1-1	2-1**		Bernier	Stalock	2,214
Nov. 7	Hershey	L	9-3-1-1	4-1		Bernier	Neuvirth	5,532
Nov. 11	Hartford	W	10-3-1-1	2-1	Voynov	Bernier	Johnson	3,019
Nov. 13	at Hartford	L	10-4-1-1	2-0		Bernier	Johnson	4,551
Nov. 14	at Binghamton	W	11-4-1-1	6-5**		Zatkoff	Brodeur	3,992
Nov. 18	Norfolk	SOL	11-4-1-2	2-1**		Bernier	Helenius	3,614
Nov. 20	Albany	W	12-4-1-2	2-1	Holloway	Bernier	Murphy	5,012
Nov. 21	at Lowell	L	12-5-1-2	5-3		Zatkoff	Frazee	2,320
Nov. 22	at Providence	L	12-6-1-2	5-4		Bernier	Sabourin	4,455
Nov. 25	at Bridgeport	W	13-6-1-2	3-1	Elkins	Bernier	Lawson	1,972
Nov. 27	Springfield	W	14-6-1-2	4-2	Cliche	Bernier	Sorochan	5,612
Nov. 28	at Springfield	W	15-6-1-2	3-2**		Zatkoff	Perugini	3,761
Dec. 2	Portland	L	15-7-1-2	2-0		Bernier	Enroth	3,013
Dec. 4	Hartford	W	16-7-1-2	7-1	Voynov	Bernier	Valiquette	4,012
Dec. 5	Worcester	W	17-7-1-2	5-4**		Zatkoff	Sexsmith	4,336
Dec. 6	at Lowell	W	18-7-1-2	6-5	King	Bernier	McKenna	1,610
Dec. 11	Worcester	W	19-7-1-2	6-3	Holloway	Bernier	Stalock	3,808
Dec. 12	Lowell	L	19-8-1-2	3-2		Bernier/Zatkoff	McKenna	5,304
Dec. 13	at Providence	W	20-8-1-2	2-0	Elkins	Bernier	Regan	4,920
Dec. 18	at Worcester	L	20-9-1-2	3-1		Bernier	Stalock	2,432
Dec. 19	Lowell	W	21-9-1-2	2-0	Moller	Bernier	McKenna	4,606
Dec. 26	at Portland	W	22-9-1-2	2-1*	Kolomatis	Bernier	Enroth	4,134
Dec. 27	Providence	W	23-9-1-2	2-0	Holloway	Zatkoff	Regan	5,819
Dec. 29	at Worcester	L	23-10-1-2	5-2		Bernier	Stalock	3,836
Dec. 31	Lowell	L	23-11-1-2	5-2		Zatkoff/Bernier	Frazee	7,210
Jan. 2	Portland	SOL	23-11-1-3	4-3**		Bernier	Enroth	6,414
Jan. 6	Springfield	W	24-11-1-3	2-1	Cliche	Bernier	Levasseur	3,713
Jan. 8	at Albany	SOL	24-11-1-4	3-2**		Bernier	Peters	2,599
Jan. 9	at W-B/Scranton	W	25-11-1-4	3-1	Zeiler	Zatkoff	Curry	6,403
Jan. 15	Lowell	L	25-12-1-4	5-2		Bernier	Frazee	5,137
Jan. 16	at Worcester	L	25-13-1-4	5-2		Zatkoff	Stalock	5,139
Jan. 17	Hartford	W	26-13-1-4	4-1	Cavanagh	Bernier	Zaba	5,613
Jan. 22	at Hartford	OTL	26-13-2-4	3-2*		Bernier	Johnson	4,967
Jan. 23	Norfolk	L	26-14-2-4	5-3		Zatkoff	Janus	7,745
Jan. 24	Hartford	W	27-14-2-4	6-1	Holloway	Bernier	Valiquette	4,131
Jan. 26	at Portland	SOL	27-14-2-5	3-2**		Bernier	Enroth	2,620
Jan. 29	at Providence	W	28-14-2-5	2-0	Walker	Bernier	Sabourin	9,116
Jan. 30	at Hartford	W	29-14-2-5	2-0	Zeiler	Bernier	Zaba	8,539
Feb. 2	at Portland	L	29-15-2-5	6-1		Zatkoff	Enroth	4,814
Feb. 5	at Adirondack	L	29-16-2-5	3-1		Bernier	Backlund	3,341
Feb. 6	at Bridgeport	L	29-17-2-5	6-4		Bernier	Biron	5,386
Feb. 12	at Springfield	W	30-17-2-5	4-1	Azevedo	Bernier	Dubnyk	3,352
Feb. 13	Syracuse	W	31-17-2-5	2-0	Elkins	Bernier	Lalande	6,250
Feb. 14	Worcester	L	31-18-2-5	5-2		Bernier	Stalock	5,012
Feb. 19	at Lowell	L	31-19-2-5	5-0		Bernier	McKenna	2,534
Feb. 20	Providence	W	32-19-2-5	4-0	Cliche	Bernier	Regan	9,007
Feb. 21	W-B/Scranton	L	32-20-2-5	4-2		Zatkoff	Curry	4,641
Feb. 24	Springfield	W	33-20-2-5	5-2	Meckler	Bernier	Dubnyk	4,143
Feb. 26	Lowell	L	33-21-2-5	3-2		Bernier	McKenna	4,736
Feb. 27	Albany	L	33-22-2-5	5-2		Zatkoff	Peters	5,226
Mar. 5	at Providence	W	34-22-2-5	2-1	Meckler	Bernier	Regan	7,459
Mar. 7	Bridgeport	OTL	34-22-3-5	2-1*		Bernier	Lawson	7,107
Mar. 10	Binghamton	L	34-23-3-5	5-3		Bernier	Holt	4,507
Mar. 12	at Portland	L	34-24-3-5	4-0		Zatkoff	Enroth	5,556
Mar. 17	at Syracuse	L	34-25-3-5	2-0		Bernier	Lalande	3,717
Mar. 19	Portland	SOL	34-25-3-6	4-3**		Bernier	Lamoureux	5,642
Mar. 20	at Bridgeport	W	35-25-3-6	4-3*	Lewis	Zatkoff	Lawson	4,881
Mar. 21	at Portland	L	35-26-3-6	2-1		Bernier	Ford	3,074
Mar. 24	at Lowell	W	36-26-3-6	2-1	King	Bernier	McKenna	1,326
Mar. 26	Bridgeport	W	37-26-3-6	4-1	Zeiler	Bernier	Lawson	4,845
Mar. 27	Adirondack	W	38-26-3-6	4-3	Azevedo	Zatkoff	Hutton	6,838
Mar. 28	at Providence	W	39-26-3-6	4-3*	Martinez	Bernier	Sabourin	10,005
Mar. 31	at Lowell	W	40-26-3-6	4-3	Zeiler	Zatkoff/Lopes	McKenna	1,212
Apr. 2	Bridgeport	W	41-26-3-6	4-1	Elkins	Berube	Munroe	4,653
Apr. 3	Providence	W	42-26-3-6	2-0	Moller	Bernier	Sabourin	8,264
Apr. 9	Portland	W	43-26-3-6	4-3	Martinez	Berube	Lamoureux	7,511
Apr. 10	at Bridgeport	L	43-27-3-6	2-0		Bernier	Munroe	4,702
Apr. 11	at Springfield	L	43-28-3-6	7-3		Berube	Roy	5,678

* Overtime Game ** Shootout Game

2008-09 TEAM STATS

No.	Player	Pos	GP	G	A	PTS	+/-	PIM	PPG	SHG	GWG	FG	Shots	SPCT
12	Marty Murray	C	76	15	39	54	-10	37	4	1	3	1	146	0.103
11	Trevor Lewis	RW	75	20	31	51	-12	30	7	4	5	3	192	0.104
52	Matt Moulson	LW	54	21	26	47	3	35	11	1	1	7	180	0.117
28	Gabe Gauthier	C	69	12	30	42	2	32	3	0	1	3	134	0.090
23	Scott Parse	LW	74	15	24	39	6	38	3	0	2	5	113	0.133
62	Teddy Purcell	RW	38	16	22	38	1	12	6	1	6	2	132	0.121
25	Justin Azevedo	C	49	12	24	36	-5	31	3	0	1	2	104	0.115
55	David Meckler	RW	74	14	15	29	-15	28	5	1	1	3	176	0.080
24	Vladimir Dravecky	LW	80	6	18	24	-12	42	0	0	0	0	132	0.045
76	Slava Voynov	D	61	8	15	23	-3	46	3	0	2	2	111	0.072
21	Alec Martinez	D	72	8	15	23	-1	42	3	0	2	0	143	0.056
19	Brian Boyle	C	42	10	11	21	0	73	6	1	0	4	138	0.072
44	Davis Drewiske	D	61	1	13	14	5	95	0	0	0	0	60	0.017
9	Bud Holloway	RW	38	7	5	12	-5	6	2	1	2	1	58	0.121
43	Joe Piskula	D	67	0	12	12	11	40	0	0	0	0	58	0.000
15	Kevin Westgarth	RW	65	4	6	10	-1	165	1	0	0	0	73	0.055
22	Marc-Andre Cliche	C	31	5	4	9	0	19	0	0	1	0	46	0.109
16	Richard Clune	LW	35	3	6	9	2	87	1	0	0	0	22	0.136
2	Andrew Campbell	D	72	3	5	8	-15	72	0	1	0	2	46	0.065
18	Ryan (C.) Murphy	RW	17	5	2	7	5	6	0	0	0	0	38	0.132
37	Thomas Hickey	D	7	1	6	7	-1	2	1	0	0	0	16	0.063
18	Michel Leveille	C	20	1	6	7	-3	11	1	0	0	0	33	0.030
41	Dusty Collins	C	16	4	2	6	0	15	0	0	0	1	22	0.182
42	Tom Preissing	D	14	2	4	6	-1	6	1	0	0	1	36	0.056
7	Josh Kidd	D	33	1	5	6	-3	27	1	0	0	0	42	0.024
4	Drew Bagnall	D	79	0	6	6	-8	150	0	0	0	0	55	0.000
10	Oscar Moller	C	8	2	3	5	1	6	0	0	0	0	21	0.095
50	Jon Rheault	RW	24	2	3	5	-4	12	0	0	1	0	26	0.077
61	Tyler Mosienko	C	9	1	3	4	0	2	1	0	0	0	7	0.143
26	Paul Crosty	LW	49	1	3	4	-4	116	0	0	1	0	21	0.048
17	Brad Richardson	RW	3	1	2	3	-3	0	0	0	0	0	9	0.111
33	Eric Werner	D	15	1	2	3	-6	10	0	0	0	0	9	0.111
58	Denny Johnston	C	10	1	1	2	-5	32	0	0	0	0	12	0.083
40	John Zeiler	RW	2	0	1	1	-1	4	0	0	0	0	2	0.000
29	Jonathan Quick	G	14	0	1	1	0	2	0	0	0	0	0	0.000
37	Jeff Zatkoff	G	3	0	0	0	0	0	0	0	0	0	0	0.000
46	Daniel Taylor	G	15	0	0	0	0	0	0	0	0	0	0	0.000
45	Jonathan Bernier	G	54	0	0	0	0	6	0	0	0	0	0	0.000
TOTALS			80	203	371	574		1337	63	11	31	37	2413	0.088

No.	Goaltender	GP	MIN	W	L	SOL	SO	EN	GA	GAA	SVS	SV%
37	Jeff Zatkoff	3	181:50	1	2	0	0	0	7	2.31	78	0.918
45	Jonathan Bernier	54	3100:37	23	24	4	5	7	124	2.40	1311	0.914
46	Daniel Taylor	15	743:50	7	4	2	0	2	33	2.66	329	0.909
29	Jonathan Quick	14	827:30	6	5	2	0	0	37	2.68	421	0.919
TOTALS		80	4852:47	37	35	8	5	9	201	2.48	2139	0.914

2008-09 GAME-BY-GAME RESULTS

Date	Opponent	Result	Record	Score	GWG	Goaltender	Opposing Goaltender	Attendance
Oct. 11	at Portland	L	0-1-0-0	6-3		Quick	Dennis	5,136
Oct. 17	at Lowell	W	1-1-0-0	6-4	Crosty	Bernier	Clemmensen	1,229
Oct. 18	Lowell	L	1-2-0-0	2-1		Quick	Clemmensen	8,432
Oct. 19	Springfield	L	1-3-0-0	4-1		Bernier	Dubnyk	3,661
Oct. 24	W-B/Scranton	W	2-3-0-0	3-2	Martinez	Quick	Berkhoel	5,801
Oct. 25	at Hartford	L	2-4-0-0	4-1		Quick	Wiikman	2,893
Oct. 29	Lowell	SOL	2-4-0-1	4-3**		Bernier	Clemmensen	3,505
Nov. 1	at Worcester	L	2-5-0-1	4-1		Quick	Greiss	3,303
Nov. 7	Philadelphia	SOL	2-5-0-2	3-2**		Bernier	Munroe	6,048
Nov. 9	Chicago	SOL	2-5-0-3	3-2**		Quick	Gherson	5,008
Nov. 14	Norfolk	W	3-5-0-3	5-4**		Bernier	Ramo	4,284
Nov. 15	Norfolk	L	3-6-0-3	2-1		Quick	McKenna	5,816
Nov. 19	at Hamilton	W	4-6-0-3	4-2	Voynov	Bernier	Denis	3,042
Nov. 21	at Rochester	W	5-6-0-3	4-2	Purcell	Quick	Shantz	3,397
Nov. 22	at Lake Erie	W	6-6-0-3	1-0**		Bernier	Weiman	3,359
Nov. 25	at Chicago	W	7-6-0-3	7-2	Purcell	Quick	Turple	4,417
Nov. 26	at Grand Rapids	W	8-6-0-3	3-2**		Bernier	Howard	3,129
Nov. 28	Portland	W	9-6-0-3	3-1	Holloway	Quick	Dennis	6,328
Nov. 29	at Hartford	L	9-7-0-3	2-1		Bernier	Zaba	5,819
Nov. 30	at Portland	L	9-8-0-3	4-0		Bernier	Enroth	2,997
Dec. 5	Worcester	W	10-8-0-3	3-2	Martinez	Quick	Dakers	4,613
Dec. 6	at Springfield	L	10-9-0-3	3-2		Bernier	Dubnyk	3,715
Dec. 9	at Portland	SOL	10-9-0-4	4-3**		Quick	Dennis	2,797
Dec. 12	Albany	L	10-10-0-4	7-1		Bernier	Manzato	5,903
Dec. 13	Providence	W	11-10-0-4	5-4**		Bernier	Regan	6,011
Dec. 14	at Providence	W	12-10-0-4	3-1	Lewis	Quick	Rask	3,957
Dec. 16	at Manitoba	L	12-11-0-4	4-2		Bernier	Goehring	5,763
Dec. 17	at Manitoba	L	12-12-0-4	3-2		Zatkoff	Goehring	6,099
Dec. 19	Hamilton	L	12-13-0-4	2-0		Bernier	Desjardins	4,018
Dec. 20	at Worcester	L	12-14-0-4	3-1		Bernier	Greiss	2,841
Dec. 26	at Springfield	W	13-14-0-4	3-1	Holloway	Bernier	Dubnyk	2,843
Dec. 27	Portland	W	14-14-0-4	3-2	Parse	Bernier	Enroth	5,605
Dec. 28	Springfield	W	15-14-0-4	4-2	Rheault	Bernier	Dubnyk	5,012
Dec. 31	Providence	W	16-14-0-4	4-2	Murray	Bernier	Rask	7,708
Jan. 2	at Springfield	SOL	16-14-0-5	3-2**		Bernier	Drouin-Deslauriers	2,762
Jan. 3	Grand Rapids	L	16-15-0-5	2-1		Zatkoff	Howard	7,181
Jan. 4	at Lowell	L	16-16-0-5	4-1		Bernier	Frazee	2,029
Jan. 7	Providence	W	17-16-0-5	3-2*	Lewis	Zatkoff	Rask	4,809
Jan. 9	at Norfolk	L	17-17-0-5	4-3		Bernier	McKenna	4,318
Jan. 10	at Norfolk	L	17-18-0-5	4-2		Bernier	McKenna	4,379
Jan. 16	Rochester	L	17-19-0-5	5-3		Bernier	Brodeur	5,605
Jan. 17	at Portland	W	18-19-0-5	3-2	Meckler	Taylor	Enroth	5,698
Jan. 21	at W-B/Scranton	L	18-20-0-5	4-1		Taylor	Curry	6,255
Jan. 23	at Philadelphia	L	18-21-0-5	2-1		Bernier	Munroe	7,193
Jan. 24	at Hershey	L	18-22-0-5	2-1		Bernier	Neuvirth	10,649
Jan. 30	at Lowell	W	19-22-0-5	3-0	Parse	Bernier	Caruso	2,018
Jan. 31	Hartford	L	19-23-0-5	4-3		Bernier	Zaba	8,314
Feb. 4	at Hartford	W	20-23-0-5	6-3	Murray	Taylor	Zaba	1,771
Feb. 6	Worcester	W	21-23-0-5	3-2	Purcell	Bernier	Greiss	5,015
Feb. 8	Manitoba	L	21-24-0-5	3-2		Bernier	Sanford	6,017
Feb. 11	Springfield	W	22-24-0-5	5-2	Purcell	Taylor/Bernier	Dubnyk	4,625
Feb. 13	Manitoba	W	23-24-0-5	3-2**		Taylor	Sanford	5,132
Feb. 14	Lake Erie	W	24-24-0-5	6-2	Purcell	Taylor	Weiman	5,314
Feb. 16	at Albany	W	25-24-0-5	4-3	Purcell	Taylor	Peters	2,580
Feb. 20	at Providence	L	25-25-0-5	5-2		Taylor/Bernier	Rask	8,707
Feb. 21	Lowell	W	26-25-0-5	7-2	Moulson	Bernier	Caruso	6,850
Feb. 22	Hartford	L	26-26-0-5	3-2		Bernier	Zaba	5,137
Feb. 24	Providence	W	27-26-0-5	3-2**		Taylor	Rask	6,814
Feb. 27	at Hartford	SOL	27-26-0-6	2-1**		Taylor	Zaba	6,636
Feb. 28	at Lowell	W	28-26-0-6	2-1**		Bernier	Frazee	5,058
Mar. 1	at Springfield	W	29-26-0-6	2-1	Gauthier	Bernier	Dubnyk	2,595
Mar. 4	Springfield	W	30-26-0-6	5-1	Cliche	Bernier	Dubnyk	5,665
Mar. 6	Hartford	W	31-26-0-6	1-0*	Voynov	Bernier	Zaba	5,148
Mar. 7	Portland	W	32-26-0-6	2-1	Murray	Bernier	Enroth	7,226
Mar. 8	at Worcester	W	33-26-0-6	4-3	Lewis	Bernier	Dakers	3,827
Mar. 13	Lowell	L	33-27-0-6	3-1		Bernier	Frazee	5,014
Mar. 14	Worcester	L	33-28-0-6	2-4		Bernier	Greiss	7,705
Mar. 18	Portland	L	33-29-0-6	5-2		Bernier/Taylor	Enroth	5,903
Mar. 20	at Springfield	SOL	33-29-0-7	4-3**		Taylor	Dubnyk	3,161
Mar. 22	Hershey	SOL	33-29-0-8	3-2**		Bernier	Neuvirth	7,526
Mar. 24	at Lowell	W	34-29-0-8	3-0	Azevedo	Bernier	Frazee	1,047
Mar. 27	at Providence	L	34-30-0-8	3-1		Bernier	Rask	7,759
Mar. 28	at Portland	L	34-31-0-8	5-2		Bernier	Enroth	6,505
Apr. 1	Lowell	W	35-31-0-8	3-2**		Bernier	Frazee	3,951
Apr. 3	Springfield	W	36-31-0-8	3-0	Lewis	Bernier	Dubnyk	5,430
Apr. 4	Worcester	L	36-32-0-8	3-2		Bernier	Greiss	9,118
Apr. 5	at Providence	L	36-33-0-8	3-2		Taylor	Nastjuk	6,851
Apr. 8	Hartford	L	36-34-0-8	4-3		Bernier	Zaba	6,017
Apr. 10	at Worcester	W	37-34-0-8	3-1	Lewis	Bernier	Greiss	3,979
Apr. 11	Portland	L	37-35-0-8	5-4		Taylor	Briggs	8,020

* Overtime Game **Shootout Game

2007-08 TEAM STATS

No.	Player	Pos	GP	G	A	PTS	+/-	PIM	PPG	SHG	GWG	FG	Shots	SPCT
62	Teddy Purcell	RW	67	25	58	83	0	34	13	0	4	4	177	0.141
19	Brian Boyle	C	70	31	31	62	-2	87	16	1	6	6	236	0.131
28	Gabe Gauthier	C	61	23	37	60	-13	43	15	1	5	3	175	0.131
25	Matt Moulson	LW	57	28	28	56	5	29	14	0	4	3	157	0.178
3	Peter Harrold	D	49	7	36	43	-13	25	2	0	0	2	105	0.067
6	Troy Milam	D	75	12	25	37	-4	64	7	0	2	4	166	0.072
55	David Meckler	C	76	23	13	36	4	24	5	2	1	4	211	0.109
9	Lauri Tukonen	RW	62	9	26	35	4	24	2	0	1	1	85	0.106
11	Trevor Lewis	C	76	12	16	28	3	43	5	2	0	2	194	0.062
14	Brady Murray	C	58	14	13	27	9	50	2	2	3	5	100	0.140
5	Jeff Likens	D	56	2	21	23	10	28	1	0	1	1	70	0.029
22	Marc-Andre Cliche	C	52	11	10	21	9	25	0	0	1	2	89	0.124
21	Matt Ryan	C	65	8	6	14	-4	74	2	0	0	1	117	0.068
15	Kevin Westgarth	RW	69	6	6	12	-7	191	0	0	1	1	64	0.094
24	Vladimir Dravecky	RW	31	3	9	12	2	19	0	0	2	1	55	0.055
4	Drew Bagnall	D	54	1	11	12	4	115	0	1	0	0	41	0.024
40	John Zeiler	RW	45	6	5	11	-3	40	1	0	0	0	58	0.103
41	Patrik Hersley	D	42	1	8	9	1	27	1	0	0	0	55	0.018
10	Petr Kanko	LW	36	3	4	7	-1	47	0	0	2	2	48	0.063
2	Richard Petiot	D	40	2	5	7	7	56	0	0	0	1	44	0.045
26	Paul Crosty	LW	49	1	6	7	0	203	0	0	1	0	30	0.033
43	Joe Piskula	D	55	0	7	7	5	57	0	0	0	0	56	0.000
42	Jon Klemm	D	41	0	6	6	2	38	0	0	0	0	38	0.000
38	Kevin Dallman	D	5	1	4	5	-2	2	1	0	0	0	25	0.040
16	Jeff Giuliano	LW	23	3	1	4	-7	14	0	1	0	1	45	0.067
7	Josh Kidd	D	9	1	3	4	9	0	0	0	0	0	14	0.071
47	P.J. Atherton	D	9	0	3	3	2	8	0	0	0	0	17	0.000
23	Scott Parse	C	14	0	3	3	4	4	0	0	0	0	10	0.000
18	Patrick Jarrett	C	8	2	0	2	-1	0	0	0	0	0	9	0.222
29	Jonathan Quick	G	19	0	1	1	0	0	0	0	0	0	0	0.000
46	Daniel Taylor	G	23	0	1	1	0	4	0	0	0	0	0	0.000
37	Jean-Sebastien Aubin	G	1	0	0	0	0	0	0	0	0	0	0	0.000
60	Curtis Darling	G	2	0	0	0	0	0	0	0	0	0	0	0.000
1	Jonathan Bernier	G	3	0	0	0	0	0	0	0	0	0	0	0.000
12	Davis Drewiske	D	5	0	0	0	1	6	0	0	0	0	5	0.000
39	Dan Cloutier	G	14	0	0	0	0	15	0	0	0	0	0	0.000
30	Erik Ersberg	G	30	0	0	0	0	2	0	0	0	0	0	0.000
TOTALS			80	235	403	638		1398	87	10	34	44	2496	0.086

No.	Goaltender	GP	MIN	W	L	SOL	SO	EN	GA	GAA	SVS	SV%
60	Curtis Darling	2	47:20	0	0	0	0	0	0	0.00	16	1.000
1	Jonathan Bernier	3	184:00	1	1	1	0	1	5	1.63	88	0.946
29	Jonathan Quick	19	1085:01	11	8	0	3	1	42	2.32	494	0.922
46	Daniel Taylor	23	1274:50	13	5	2	4	0	51	2.40	592	0.921
30	Erik Ersberg	30	1539:42	10	13	2	1	2	75	2.92	653	0.897
39	Dan Cloutier	14	719:01	4	9	0	0	0	42	3.50	278	0.869
37	Jean-Sebastien Aubin	1	8:40	0	0	0	0	0	4	27.69	3	0.429
TOTALS		80	4858:34	39	36	5	8	4	228	2.71	2120	0.906

2007-08 GAME-BY-GAME RESULTS

Date	Opponent	Result	Record	Score	GWG	Goaltender	Opposing Goaltender	Attendance
Oct. 6	Providence	L	0-1-0-0	2-1		Cloutier	Rask	8,827
Oct. 7	at Springfield	OTL	0-1-1-0	3-2*		Ersberg	Dubnyk	2,013
Oct. 12	Hartford	W	1-1-1-0	5-4**		Cloutier	Montoya	4,642
Oct. 13	Springfield	W	2-1-1-0	4-3	Gauthier	Ersberg	Deslauriers	5,627
Oct. 19	at Albany	L	2-2-1-0	5-2		Cloutier/Ersberg	Nastiuk	2,882
Oct. 20	at Portland	SOL	2-2-1-1	4-3**		Ersberg	McKenna	3,481
Oct. 26	Lowell	L	2-3-1-1	2-1		Cloutier	Doyle	5,359
Oct. 27	Portland	W	3-3-1-1	3-2*	Gauthier	Ersberg	Hiller	6,012
Nov. 2	at Lowell	L	3-4-1-1	3-2		Cloutier	Doyle	1,636
Nov. 3	at Springfield	W	4-4-1-1	5-3	Tukonen	Ersberg	Dubnyk	3,005
Nov. 4	Hartford	W	5-4-1-1	2-1	Boyle	Ersberg	Holt	4,702
Nov. 9	Hartford	L	5-5-1-1	5-4		Ersberg	Montoya	5,548
Nov. 10	Lowell	L	5-6-1-1	5-3		Ersberg	Parise	6,435
Nov. 16	Portland	L	5-7-1-1	5-3		Cloutier/Ersberg	McKenna	5,806
Nov. 17	Springfield	W	6-7-1-1	4-3*	Boyle	Cloutier	Dubnyk	6,468
Nov. 21	at Springfield	L	6-8-1-1	4-1		Cloutier	Deslauriers	2,488
Nov. 23	Worcester	L	6-9-1-1	3-1		Cloutier	Patzold	6,435
Nov. 24	at Portland	OTL	6-9-2-1	5-4*		Quick	Coleman	5,614
Nov. 25	at Providence	W	7-9-2-1	5-1	Milam	Quick	Brown	2,987
Nov. 30	Rochester	L	7-10-2-1	3-1		Quick	Dennis	5,506
Dec. 1	Rockford	W	8-10-2-1	3-2**		Cloutier	Crawford	6,387
Dec. 2	at Lowell	L	8-11-2-1	6-3		Cloutier	Doyle	1,679
Dec. 7	at Worcester	W	9-11-2-1	4-3**		Taylor	Greiss	3,113
Dec. 8	Chicago	W	10-11-2-1	7-4	Moulson	Taylor	Pavelec	6,108
Dec. 14	Portland	W	11-11-2-1	4-0	Purcell	Ersberg	Coleman	5,611
Dec. 15	at Hartford	OTL	11-11-3-1	2-1*		Taylor	Montoya	4,051
Dec. 16	Worcester	L	11-12-3-1	5-1		Ersberg/Taylor	Dakers	4,693
Dec. 18	at Portland	W	12-12-3-1	6-2	Purcell	Ersberg	Coleman	3,587
Dec. 21	at W-B/Scranton	L	12-13-3-1	2-1		Ersberg	Curry	7,226
Dec. 22	at Bridgeport	W	13-13-3-1	5-1	Crosty	Ersberg	Morrison	2,444
Dec. 27	Portland	OTL	13-13-4-1	3-2*		Ersberg	Coleman	6,769
Dec. 29	at Worcester	W	14-13-4-1	3-2*	Gauthier	Ersberg	Greiss	5,011
Dec. 30	Hartford	L	14-14-4-1	5-2		Taylor/Ersberg	Wiikman	8,021
Dec. 31	Worcester	L	14-15-4-1	3-2		Ersberg	Greiss	8,148
Jan. 4	at Worcester	W	15-15-4-1	5-3	Boyle	Ersberg	Greiss	4,471
Jan. 5	Binghamton	SOL	15-15-4-2	5-4**		Ersberg	Glass	8,453
Jan. 9	Albany	L	15-16-4-2	3-1		Ersberg	Grahame	4,834
Jan. 11	at Rochester	W	16-16-4-2	3-2	Moulson	Ersberg	Dennis	8,112
Jan. 12	at Binghamton	W	17-16-4-2	3-2**		Taylor	Glass	4,710
Jan. 13	at Philadelphia	W	18-16-4-2	6-2	Moulson	Taylor	Boucher	6,451
Jan. 16	at Rockford	L	18-17-4-2	4-1		Ersberg/Taylor	Crawford	2,055
Jan. 18	at Milwaukee	W	19-17-4-2	1-0	Kanko	Taylor	Rinne	4,909
Jan. 19	at Chicago	L	19-18-4-2	5-2		Ersberg	Gherson	12,022
Jan. 23	Worcester	W	20-18-4-2	2-0	Kanko	Taylor	Dakers	4,810
Jan. 25	Lowell	W	21-18-4-2	4-0	Gauthier	Taylor	Parise	6,809
Jan. 26	W-B/Scranton	L	21-19-4-2	3-2		Cloutier	Brown	8,715
Feb. 1	at Portland	W	22-19-4-2	4-2	Dravecky	Taylor	McKenna	3,936
Feb. 2	at Worcester	L	22-20-4-2	3-1		Taylor	Patzold	6,897
Feb. 4	Milwaukee	W	23-20-4-2	5-4	Dravecky	Cloutier	Rinne	5,287
Feb. 6	at Hartford	L	23-21-4-2	3-1		Ersberg	Montoya	2,236
Feb. 9	Philadelphia	L	23-22-4-2	3-2		Taylor/Ersberg	Munroe	8,771
Feb. 13	at Providence	L	23-23-4-2	6-4		Aubin/Ersberg	Sigalet	4,027
Feb. 15	Lowell	SOL	23-23-4-3	4-3**		Taylor	Doyle	6,816
Feb. 16	at Lowell	L	23-24-4-3	5-1		Ersberg	Caruso	3,535
Feb. 18	at Springfield	W	24-24-4-3	2-1*	Milam	Taylor	Dubnyk	3,522
Feb. 22	Norfolk	SOL	24-24-4-4	3-2**		Taylor	Boutin	5,890
Feb. 23	Norfolk	W	25-24-4-4	7-6**		Taylor	Denis	7,019
Feb. 26	Lowell	L	25-25-4-4	7-3		Taylor	Caruso	7,116
Feb. 29	at Worcester	L	25-26-4-4	2-1		Quick	Greiss	7,048
Mar. 1	at Hartford	W	26-26-4-4	2-1	Moulson	Quick	LeNeveu	4,565
Mar. 2	Springfield	W	27-26-4-4	5-2	Gauthier	Quick	Deslauriers	7,225
Mar. 7	Hershey	L	27-27-4-4	4-3		Quick	Macchesney	8,355
Mar. 8	Providence	L	27-28-4-4	5-2		Quick/Taylor	Rask	9,036
Mar. 12	Springfield	W	28-28-4-4	3-1	Boyle	Quick	Deslauriers	5,260
Mar. 14	Providence	OTL	28-28-5-4	4-3*		Quick	Rask	6,924
Mar. 15	at Hartford	W	29-28-5-4	3-1	Meckler	Taylor	LeNeveu	6,946
Mar. 16	at Lowell	W	30-28-5-4	1-0	Murray	Quick	Caruso	3,028
Mar. 19	at Springfield	L	30-29-5-4	4-3		Quick	Deslauriers	2,138
Mar. 22	at Portland	W	31-29-5-4	7-3	Boyle	Taylor	McKenna	5,677
Mar. 23	Springfield	W	32-29-5-4	4-2	Likens	Quick	Deslauriers	5,359
Mar. 26	Portland	W	33-29-5-4	2-0	Murray	Taylor	McKenna	6,038
Mar. 28	at Norfolk	W	34-29-5-4	4-0	Boyle	Quick	Boutin	4,155
Mar. 29	at Norfolk	L	34-30-5-4	4-3		Quick/Darling	Munce	4,087
Mar. 30	at Hershey	W	35-30-5-4	5-2	Purcell	Quick	Cassivi	8,373
Apr. 2	Bridgeport	W	36-30-5-4	5-1	Westgarth	Quick	Morrison	8,564
Apr. 4	at Lowell	W	37-30-5-4	7-3	Murray	Quick	Caruso	2,864
Apr. 5	Worcester	W	38-30-5-4	4-1	Purcell	Bernier	Patzold	9,932
Apr. 6	at Providence	SOL	38-30-5-5	3-2**		Bernier	Courchaine	5,967
Apr. 11	at Providence	W	39-30-5-5	2-0	Cliche	Quick	Rask	6,791
Apr. 12	Providence	L	39-31-5-5	3-0		Bernier	Regan	9,932

* Overtime Game ** Shootout Game

2006-07 FINAL TEAM STATS

No.	Player	Pos	GP	G	A	PTS	+/-	PIM	PPG	SHG	GWG	FG	Shots	SPCT
39	Matt Moulson	LW	77	25	32	57	26	23	11	2	1	3	173	0.145
24	Noah Clarke	LW	63	24	33	57	9	27	11	2	5	4	176	0.136
11	Marty Murray	C	45	14	41	55	12	28	8	1	1	3	103	0.136
28	Gabe Gauthier	C	69	14	28	42	16	54	1	1	5	2	150	0.093
12	Patrick O'Sullivan	C	41	18	21	39	7	12	7	0	4	6	149	0.121
14	T.J. Kemp	D	65	5	33	38	17	56	3	0	2	0	84	0.060
3	Peter Harrold	D	62	7	27	34	16	43	5	0	1	0	134	0.052
15	Tim Jackman	RW	69	19	14	33	10	143	6	1	4	4	146	0.130
9	Lauri Tukonen	RW	61	13	19	32	-4	30	5	0	2	4	104	0.125
8	Eric Werner	D	59	5	24	29	3	31	2	0	2	1	96	0.052
40	John Zeiler	RW	56	12	16	28	15	70	8	0	1	3	118	0.102
21	Matt Ryan	C	56	8	16	24	13	50	0	1	2	3	89	0.090
25	Shay Stephenson	F	55	11	10	21	-1	67	2	1	3	2	63	0.175
10	Petr Kanko	LW	58	11	8	19	-1	57	1	0	1	2	92	0.120
4	Bryan Schmidt	D	58	5	13	18	10	44	4	1	2	0	63	0.079
13	Konstantin Pushkarev	RW	35	4	11	15	-5	29	0	0	1	1	51	0.078
16	Jeff Giuliano	LW	35	4	10	14	10	27	0	0	0	2	64	0.063
37	Mike Hoffman	RW	35	6	7	13	6	96	1	0	0	1	40	0.150
20	Oleg Tverdovsky	D	14	5	8	13	3	2	2	0	0	0	41	0.122
5	Joey Mormina	D	62	2	9	11	15	108	0	0	0	0	46	0.043
32	Doug Nolan	D	64	2	9	11	6	124	1	0	1	2	33	0.061
18	Ryan (C.) Murphy	RW	29	5	5	10	3	33	2	0	1	3	45	0.111
7	Brendan Buckley	D	63	2	7	9	7	107	0	0	1	0	63	0.032
22	Trevor Lewis	C	8	4	2	6	0	2	3	0	2	0	23	0.174
75	Dany Roussin	LW	15	4	2	6	-1	9	1	0	2	0	24	0.167
41	Jeff Likens	D	10	3	3	6	7	2	0	0	2	0	14	0.214
38	Kevin Dallman	D	3	4	0	4	3	4	1	0	2	1	21	0.190
43	Mike Weaver	D	7	1	3	4	2	2	0	0	0	0	4	0.250
27	Kevin Westgarth	F	14	1	2	3	2	44	1	0	0	0	18	0.056
2	Richard Petiot	D	13	1	1	2	-3	25	0	0	0	0	30	0.033
26	Paul Crosty	D	32	1	1	2	-1	132	0	0	0	0	16	0.063
35	Jason LaBarbera	G	62	0	2	2	0	4	0	0	0	0	0	0.000
23	Ned Lukacevic	LW	12	1	0	1	-2	9	0	0	0	0	14	0.071
44	Yutaka Fukufuji	G	5	0	1	1	0	0	0	0	0	0	0	0.000
19	Greg Hogeboom	C	15	0	1	1	-3	6	0	0	0	0	19	0.000
23	Brian Boyle	C	2	0	0	0	-1	2	0	0	0	0	3	0.000
22	Doug Christiansen	F	3	0	0	0	-1	12	0	0	0	0	2	0.000
47	James Hiebert	RW	6	0	0	0	-1	16	0	0	0	0	3	0.000
33	Barry Brust	G	18	0	0	0	0	8	0	0	0	0	0	0.000
TOTALS			80	241	419	660		1538	86	10	48	47	2314	0.095

No.	Goaltender	GP	MINS	W	L	SOL	SO	EN	GA	GAA	SVS	SV%
44	Yutaka Fukufuji	5	261:17	3	1	0	1	0	4	0.92	111	0.965
35	Jason LaBarbera	62	3618:59	39	20	1	7	5	133	2.21	1862	0.933
33	Barry Brust	18	950:36	9	7	0	2	1	38	2.40	458	0.923
TOTALS		80	4830:52	51	28	1	10	6	182	2.17	2431	0.933

2006-07 GAME-BY-GAME RESULTS

Date	Opponent	Result	Record	Score	GWG	Goaltender	Opposing Goaltender	Attendance
Oct. 7	Worcester	W	1-0-0-0	5-4**		LaBarbera	Patzold	9,535
Oct. 14	Providence	L	1-1-0-0	1-0		LaBarbera	Finley	7,315
Oct. 15	Portland	L	1-2-0-0	5-4		Brust	Wall	5,621
Oct. 20	at Springfield	W	2-2-0-0	4-2	Kanko	LaBarbera	Ramo	4,527
Oct. 21	at Providence	W	3-2-0-0	3-2*	Tukonen	LaBarbera	Finley	6,173
Oct. 28	at Worcester	L	3-3-0-0	5-4		LaBarbera	Patzold	3,538
Oct. 29	Binghamton	OTL	3-3-1-0	5-4*		LaBarbera	Guard	5,783
Nov. 3	Lowell	W	4-3-1-0	2-1**		LaBarbera	Doyle	6,644
Nov. 4	Rochester	L	4-4-1-0	2-1		LaBarbera	Dennis	8,776
Nov. 8	San Antonio	L	4-5-1-0	6-3		LaBarbera	Sauve	5,420
Nov. 10	at Lowell	SOL	4-5-1-1	3-2**		LaBarbera	Doyle	2,325
Nov. 11	at Springfield	W	5-5-1-1	4-2	O'Sullivan	Brust	Burke	2,701
Nov. 12	Norfolk	OTL	5-5-2-1	2-1*		Brust	Crawford	6,070
Nov. 15	Toronto	W	6-5-2-1	4-2	Roussin	LaBarbera	Racine	5,332
Nov. 17	Lowell	OTL	6-5-3-1	4-3*		Brust	Parise	7,597
Nov. 18	Toronto	W	7-5-3-1	5-0	O'Sullivan	LaBarbera	Pogge	6,605
Nov. 19	at Portland	L	7-6-3-1	2-1		LaBarbera	Wall	5,061
Nov. 21	at Norfolk	OTL	7-6-4-1	3-2*		LaBarbera	Crawford	2,439
Nov. 22	at Norfolk	W	8-6-4-1	2-1*	Clarke	LaBarbera	Crawford	3,031
Nov. 25	at Hershey	L	8-7-4-1	5-4		LaBarbera/Brust	Daigneault	8,895
Nov. 26	Portland	W	9-7-4-1	3-0	Jackman	LaBarbera	Leighton	6,007
Dec. 1	Springfield	OTL	9-7-5-1	3-2*		LaBarbera	Boutin	6,193
Dec. 2	at Hartford	L	9-8-5-1	3-0		LaBarbera	Valiquette	4,422
Dec. 3	Bridgeport	W	10-8-5-1	5-3	Zeiler	LaBarbera	Thompson	5,957
Dec. 8	Lowell	W	11-8-5-1	2-0	Murphy	LaBarbera	Parise	6,328
Dec. 9	Portland	W	12-8-5-1	3-2*	Gauthier	LaBarbera	Marsters	7,047
Dec. 15	at Portland	L	12-9-5-1	3-1		LaBarbera	Marsters	6,064
Dec. 16	at Worcester	W	13-9-5-1	3-2	Pushkarev	LaBarbera	Schaefer	4,112
Dec. 17	Hartford	W	14-9-5-1	2-1	O'Sullivan	LaBarbera	Valiquette	6,002
Dec. 20	at Lowell	W	15-9-5-1	3-2	Werner	LaBarbera	Doyle	1,554
Dec. 22	at Worcester	L	15-10-5-1	6-4		LaBarbera/Fukufuji	Greiss	2,728
Dec. 23	at Bridgeport	OTL	15-10-6-1	2-1*		LaBarbera	Thompson	3,082
Dec. 27	at Lowell	W	16-10-6-1	3-1	Kemp	LaBarbera	Doyle	3,895
Dec. 29	Worcester	W	17-10-6-1	5-3	Schmidt	LaBarbera	Patzold	8,021
Dec. 30	at Hartford	W	18-10-6-1	5-2	Jackman	Fukufuji	Valiquette	6,491
Dec. 31	Springfield	W	19-10-6-1	3-0	Clarke	LaBarbera	Boutin	9,561
Jan. 5	at Hartford	W	20-10-6-1	3-2*	Tukonen	LaBarbera	Montoya	4,384
Jan. 6	Providence	W	21-10-6-1	2-1	Clarke	Fukufuji	Sigalet	9,932
Jan. 7	at Portland	L	21-11-6-1	4-1		LaBarbera	Wall	4,344
Jan. 12	Portland	W	22-11-6-1	2-1	Ryan	LaBarbera	Wall	7,835
Jan. 14	Hartford	L	22-12-6-1	4-1		LaBarbera	Valiquette	9,273
Jan. 15	at Springfield	W	23-12-6-1	5-2	O'Sullivan	LaBarbera	Boutin	2,621
Jan. 17	at Portland	W	24-12-6-1	6-0	Ryan	LaBarbera	Grunet-Morris	4,608
Jan. 19	at Houston	W	25-12-6-1	3-2	Murray	LaBarbera	Harding	10,656
Jan. 21	at San Antonio	W	26-12-6-1	5-4**		LaBarbera	LeNeveu	3,591
Jan. 24	Springfield	W	27-12-6-1	4-2	Schmidt	LaBarbera	Ramo	5,991
Jan. 26	Houston	W	28-12-6-1	3-2	Stephenson	Brust	Kochan	7,269
Jan. 27	Albany	W	29-12-6-1	2-1	Clarke	LaBarbera	Weiman	9,169
Feb. 2	at Lowell	W	30-12-6-1	4-3*	Clarke	LaBarbera	Parise	2,926
Feb. 3	Providence	W	31-12-6-1	3-1	Gauthier	LaBarbera	Sigalet	8,517
Feb. 9	Lowell	W	32-12-6-1	2-0	Dallman	LaBarbera	Doyle	7,743
Feb. 10	Worcester	W	33-12-6-1	3-0	Stephenson	Brust	Greiss	9,932
Feb. 11	Springfield	W	34-12-6-1	3-2	Dallman	LaBarbera	Coleman	7,731
Feb. 16	at Rochester	L	34-13-6-1	3-2		LaBarbera	Anderson	7,465
Feb. 17	at Toronto	W	35-13-6-1	5-2	Gauthier	LaBarbera	Racine	3,731
Feb. 18	at Toronto	L	35-14-6-1	4-2		Brust	Pogge	2,386
Feb. 21	at Binghamton	L	35-15-6-1	3-2		LaBarbera	Glass	4,710
Feb. 23	Providence	W	36-15-6-1	1-0	Gauthier	LaBarbera	Sauve	7,910
Feb. 24	Worcester	L	36-16-6-1	2-1		LaBarbera	Greiss	8,885
Feb. 27	Norfolk	W	37-16-6-1	4-3	Harrold	LaBarbera	Crawford	8,224
Mar. 3	at Portland	W	38-16-6-1	5-1	Gauthier	Brust	Coleman	6,163
Mar. 7	Hartford	W	39-16-6-1	4-1	Roussin	LaBarbera	Montoya	6,712
Mar. 9	Hershey	L	39-17-6-1	5-3		LaBarbera	Daigneault	9,822
Mar. 10	at Worcester	L	39-18-6-1	3-1		Brust	Greiss	4,717
Mar. 18	at Providence	L	39-19-6-1	5-0		LaBarbera/Brust	Toivonen	4,571
Mar. 23	at Providence	W	40-19-6-1	2-1	Buckley	LaBarbera	Toivonen	8,741
Mar. 24	at Lowell	W	41-19-6-1	4-0	Jackman	Brust	Parise	3,953
Mar. 25	at Springfield	W	42-19-6-1	4-3	Werner	Brust	Beech	2,161
Mar. 28	Portland	L	42-20-6-1	3-0		LaBarbera	McKee	6,332
Mar. 30	at Albany	W	43-20-6-1	5-1	Moulson	LaBarbera	Weiman	4,118
Mar. 31	at Hartford	L	43-21-6-1	5-4		Brust/LaBarbera	Montoya	7,846
Apr. 1	Hartford	W	44-21-6-1	4-2	Jackman	LaBarbera	Montoya	8,817
Apr. 4	at Worcester	W	45-21-6-1	5-3	Stephenson	LaBarbera	Greiss	3,742
Apr. 6	Lowell	W	46-21-6-1	3-1	Lewis	LaBarbera	Parise	7,669
Apr. 7	Portland	W	47-21-6-1	6-3	Likens	LaBarbera/Brust	McKee	9,350
Apr. 10	at Portland	W	48-21-6-1	3-1	Lewis	Brust	Coleman	4,623
Apr. 11	Springfield	W	49-21-6-1	6-4	Likens	Brust	Beech	6,864
Apr. 13	at Springfield	W	50-21-6-1	7-0	Nolan	Fukufuji	Boutin	3,453
Apr. 14	Worcester	W	51-21-6-1	4-1	Kemp	Brust	Patzold	9,932
Apr. 15	at Providence	OTL	51-21-7-1	1-0*		Fukufuji	Sigalet	7,615

* Overtime Game

** Shootout Game

2005-06 FINAL TEAM STATS

No.	Player	POS	GP	G	A	PTS	+/-	PIM	PPG	SHG	GWG	FG	SHOTS	SPCT
11	Brad Smyth	RW	64	27	37	64	16	49	8	0	4	4	220	0.120
15	Jeff Tambellini	LW	56	25	31	56	17	26	6	0	2	2	202	0.120
24	Noah Clarke	LW	69	14	30	44	6	33	6	1	4	3	187	0.080
9	Connor James	C	77	17	25	42	9	43	1	2	3	6	136	0.130
3	Marty Wilford	D	79	5	36	41	7	81	5	0	1	2	121	0.040
81	Konstantin Pushkarev	RW	77	19	19	38	-1	95	6	0	3	7	109	0.170
28	Lauri Tukonen	RW	62	14	22	36	0	20	6	0	2	3	117	0.120
7	Joe Rullier	D	67	8	23	31	-1	160	6	0	1	2	180	0.040
47	Mark Ardelan	D	62	9	21	30	-5	36	5	0	0	1	92	0.100
10	Petr Kanko	LW	60	15	12	27	-8	52	4	4	2	2	138	0.110
37	Denis Grebeshkov	D	48	2	25	27	7	59	1	0	0	1	58	0.040
15	Tim Jackman	RW	68	9	16	25	-11	160	3	0	0	2	115	0.080
21	Matt Ryan	C	68	12	12	24	4	79	0	2	5	1	135	0.090
19	Greg Hogeboom	C	42	9	10	19	-2	18	1	0	2	2	70	0.130
27	Brad Fast	D	62	5	13	18	-12	38	3	0	0	2	99	0.050
70	Brendan Bernakevitch	F	42	8	9	17	3	20	0	0	1	0	63	0.130
29	Yanick Lehoux	C	31	10	6	16	-3	23	5	0	2	1	66	0.150
4	Richard Seeley	D	63	3	13	16	-4	109	0	0	0	1	51	0.060
18	Ryan (C.) Murphy	RW	68	7	7	14	5	34	0	2	0	3	102	0.070
8	Alexandre Daigle	RW	16	6	8	14	-7	4	2	0	0	1	44	0.140
2	Richard Petiot	D	63	4	10	14	15	52	0	0	1	0	62	0.070
5	Joey Mormina	D	61	0	13	13	4	70	0	0	0	0	55	0.000
16	Jeff Giuliano	LW	19	5	6	11	10	17	0	1	0	0	35	0.140
8	Eric Werner	D	15	0	7	7	-5	10	0	0	0	0	19	0.000
75	Dany Roussin	LW	29	4	2	6	-1	24	2	0	0	3	43	0.090
32	Doug Nolan	D	58	1	3	4	8	92	0	0	0	0	29	0.040
14	Reagan Rome	D	13	0	4	4	9	23	0	0	0	0	3	0.000
26	Mike Kompon	C	2	0	1	1	1	4	0	0	0	0	2	0.000
49	Ryan Flinn	LW	6	0	1	1	0	38	0	0	0	0	4	0.000
22	Jon Francisco	C	1	0	0	0	0	0	0	0	0	0	0	0.000
7	Tyler Hanchuck	D	1	0	0	0	0	0	0	0	0	0	2	0.000
44	Yutaka Fukufuji	G	2	0	0	0	0	0	0	0	0	0	0	0.000
35	Jason LaBarbera	G	3	0	0	0	0	0	0	0	0	0	0	0.000
64	Chris Barr	D	5	0	0	0	-1	7	0	0	0	0	2	0.000
25	Shay Stephenson	C	6	0	0	0	-2	4	0	0	0	0	1	0.000
33	Barry Brust	G	35	0	0	0	0	4	0	0	0	0	0	0.000
1	Adam Hauser	G	45	0	0	0	0	8	0	0	0	0	0	0.000
TOTALS			80	238	422	660		1492	70	12	33	49	2562	0.090

No.	Goaltender	GP	MIN	W	L	SOL	SO	EN	GA	GAA	SVS	SV%
1	Adam Hauser	45	2600:29	22	17	2	3	7	111	2.56	1260	0.919
33	Barry Brust	35	1971:13	19	14	1	2	3	89	2.71	971	0.916
44	Yutaka Fukufuji	2	120:00	1	1	0	0	0	6	3.00	72	0.923
35	Jason LaBarbera	3	184:51	1	1	1	0	0	10	3.25	98	0.907
TOTALS		80	4876:33	43	33	4	5	9	229	2.66	2401	0.917

2005-06 GAME-BY-GAME RESULTS

Date	Opponent	Result	Record	Score	GWG	Goaltender	Opposing Goaltender	Attendance
Oct. 8	at Hartford	L	0-1-0-0	4-3		Hauser	Montoya	7,823
Oct. 14	at Lowell	L	0-2-0-0	4-2		Hauser	Kolesnik	6,424
Oct. 15	Springfield	W	1-2-0-0	3-2*	Kanko	Hauser	Coleman	9,916
Oct. 21	at San Antonio	SOL	1-2-0-1	4-3**		Hauser	Passmore	4,824
Oct. 22	at Houston	W	2-2-0-1	2-1*	Wilford	Brust	Harding	4,691
Oct. 29	Philadelphia	W	3-2-0-1	5-1	Smyth	Hauser	Beauchemin	8,685
Oct. 30	Hartford	W	4-2-0-1	4-3**		Brust	Holt	6,583
Nov. 4	at Bridgeport	W	5-2-0-1	7-5	Tambellini	Hauser	Dubielewicz	3,730
Nov. 5	Norfolk	L	5-3-0-1	4-2		Brust	Munro	7,776
Nov. 10	at Springfield	W	6-3-0-1	6-5**		Hauser	Eklund	2,212
Nov. 11	Lowell	W	7-3-0-1	5-4**		Brust	Nastiuk	8,424
Nov. 12	Hershey	W	8-3-0-1	6-5*	Tukonen	Hauser	Daubenspeck	7,797
Nov. 18	at Providence	W	9-3-0-1	4-3	Smyth	Brust	Thomas	7,394
Nov. 19	Lowell	SOL	9-3-0-2	3-2**		Brust	Nastiuk	8,995
Nov. 20	at Lowell	W	10-3-0-2	5-4*	Tambellini	Hauser	Kolesnik	3,850
Nov. 23	at Portland	SOL	10-3-0-3	5-4**		Hauser	Naumenko	4,661
Nov. 25	Hartford	W	11-3-0-3	2-1**		Hauser	Gherson	8,678
Nov. 26	at Springfield	W	12-3-0-3	6-3	Lehoux	Fukufuji	Eklund	3,565
Nov. 27	Providence	W	13-3-0-3	4-3**		Hauser	Sigalet	8,591
Nov. 29	at Albany	W	14-3-0-3	3-2**		Hauser	Doyle	2,781
Dec. 2	Hartford	W	15-3-0-3	2-1*	Petiot	Hauser	Gherson	6,914
Dec. 3	Springfield	OTL	15-3-1-3	1-0*		Hauser	Coleman	8,643
Dec. 4	at Portland	L	15-4-1-3	3-2		Fukufuji	Marsters	3,087
Dec. 9	Portland	W	16-4-1-3	3-1	James	Hauser	Marsters	7,291
Dec. 10	at Springfield	L	16-5-1-3	5-4		Hauser	Coleman	2,875
Dec. 14	at Hartford	L	16-6-1-3	4-1		Hauser	Montoya	3,459
Dec. 16	Albany	W	17-6-1-3	3-0	Pushkarev	Hauser	Doyle	7,698
Dec. 17	at Lowell	W	18-6-1-3	3-0	Clarke	Hauser	Ward	3,182
Dec. 21	at Providence	L	18-7-1-3	4-1		Hauser	Thomas	2,424
Dec. 23	at Portland	W	19-7-1-3	3-2**		Hauser	Kochan	3,375
Dec. 28	Portland	L	19-8-1-3	5-2		Hauser	Kochan	8,923
Dec. 30	at Springfield	W	20-8-1-3	4-0	James	Brust	Coleman	3,697
Dec. 31	Albany	W	21-8-1-3	4-3	Smyth	Brust	Doyle	9,916
Jan. 6	at Providence	L	21-9-1-3	3-2		Brust	Thomas	7,741
Jan. 7	Hartford	L	21-10-1-3	5-1		Hauser	Montoya	9,002
Jan. 8	Springfield	W	22-10-1-3	5-3	Bernakevitch	Brust	Coleman	9,916
Jan. 11	Portland	SOL	22-10-1-4	3-2**		LaBarbera	Marsters	6,827
Jan. 13	Lowell	L	22-11-1-4	5-3		LaBarbera	Kolesnik	9,581
Jan. 14	at Albany	W	23-11-1-4	1-0	Tukonen	Brust	Doyle	5,811
Jan. 15	Providence	W	24-11-1-4	4-3	Smyth	LaBarbera	Sigalet	9,916
Jan. 18	at Hartford	W	25-11-1-4	6-3	Clarke	Brust	Montoya	2,493
Jan. 20	at Omaha	W	26-11-1-4	4-1	Pushkarev	Brust	Krahn	2,969
Jan. 21	at Iowa	L	26-12-1-4	4-2		Brust	Smith	6,042
Jan. 22	at Peoria	L	26-13-1-4	4-1		Hauser	Lalime	3,707
Jan. 27	Toronto	L	26-14-1-4	6-4		Brust/Hauser	Aubin	9,629
Jan. 28	at Albany	W	27-14-1-4	4-2	Lehoux	Hauser	Naumenko	5,161
Feb. 3	Springfield	W	28-14-1-4	4-2	Ryan	Hauser/Brust	Coleman	8,113
Feb. 4	Hamilton	OTL	28-14-2-4	2-1*		Brust	Danis	9,916
Feb. 8	San Antonio	W	29-14-2-4	6-1	Clarke	Brust	LeNeveu	6,287
Feb. 10	Houston	W	30-14-2-4	4-2	Clarke	Brust	Kotyk	8,824
Feb. 11	Providence	W	31-14-2-4	6-3	Ryan	Brust	Eklund	9,916
Feb. 15	at Norfolk	L	31-15-2-4	5-2		Brust/Hauser	Crawford	2,969
Feb. 17	at Norfolk	W	32-15-2-4	4-1	Ryan	Hauser	Crawford	5,243
Feb. 18	at Hershey	L	32-16-2-4	2-0		Brust	Cassivi	8,388
Feb. 19	at Philadelphia	W	33-16-2-4	5-4**		Hauser	Storr	7,226
Feb. 22	Omaha	L	33-17-2-4	2-1		Brust	Krahn	7,700
Feb. 24	at Portland	L	33-18-2-4	4-2		Hauser	Marsters	6,774
Feb. 25	at Providence	W	34-18-2-4	4-3**		Brust	Eklund	7,845
Feb. 26	at Providence	L	34-19-2-4	7-2		Brust	Sigalet	7,379
Feb. 28	Norfolk	L	34-20-2-4	3-2		Hauser	Crawford	9,539
Mar. 4	at WB/Scranton	L	34-21-2-4	4-2		Hauser	Sabourin	8,311
Mar. 5	at Binghamton	W	35-21-2-4	3-1	Pushkarev	Brust	Guard	4,710
Mar. 10	Binghamton	W	36-21-2-4	3-2*	Kanko	Brust	Glass	8,653
Mar. 11	WB/Scranton	L	36-22-2-4	2-0		Brust	Chido	9,916
Mar. 15	Iowa	L	36-23-2-4	5-2		Brust/Hauser	Smith	7,118
Mar. 17	Peoria	W	37-23-2-4	2-1*	Hogeboom	Hauser	Naumenko	8,982
Mar. 18	Lowell	W	38-23-2-4	2-1**		Hauser	Weiman	9,844
Mar. 19	at Lowell	L	38-24-2-4	4-2		Hauser	Weiman	4,517
Mar. 22	at Hartford	L	38-25-2-4	3-1		Brust	Montoya	3,191
Mar. 24	Bridgeport	W	39-25-2-4	2-1**		Hauser	Dubielewicz	9,841
Mar. 25	Providence	L	39-26-2-4	3-1		Hauser	Gustafson	9,916
Mar. 29	Portland	L	39-27-2-4	3-0		Brust	Hurme	6,703
Mar. 31	at Toronto	W	40-27-2-4	6-1	Hogeboom	Hauser	Racine	3,729
Apr. 1	at Hamilton	OTL	40-27-3-4	2-1*		Hauser	Danis	4,910
Apr. 5	Springfield	L	40-28-3-4	6-3		Hauser	Boutin	6,978
Apr. 7	at Springfield	L	40-29-3-4	7-4		Brust	Coleman	2,841
Apr. 8	Albany	W	41-29-3-4	2-0	Ryan	Hauser	Ahonen	9,916
Apr. 12	Providence	L	41-30-3-4	4-2		Hauser	Gustafson	7,705
Apr. 14	Lowell	W	42-30-3-4	4-1	Ryan	Brust	Kowalski	9,502
Apr. 15	at Lowell	W	43-30-3-4	2-1	James	Brust	Mayotte	6,713

* Overtime Game

** Shootout Game

2004-05 FINAL TEAM STATS

No.	Player	POS	GP	G	A	PTS	+/-	PIM	PPG	SHG	GWG	FG	SHOTS	SPCT
13	Mike Cammalleri	C	79	46	63	109	25	60	17	2	7	8	308	0.149
23	Dustin Brown	LW	79	29	45	74	7	96	12	0	6	9	263	0.110
29	Tom Kostopoulos	RW	64	25	46	71	30	99	9	2	8	4	128	0.195
11	Brad Smyth	RW	61	23	33	56	20	74	10	0	3	10	166	0.139
9	Yanick Lehoux	C	38	23	31	54	13	16	8	0	2	5	91	0.253
37	Denis Grebeshkov	D	75	5	44	49	21	87	3	0	1	0	118	0.042
24	Noah Clarke	LW	61	21	24	45	24	24	6	4	1	5	130	0.162
42	Tim Gleason	D	67	10	14	24	17	112	2	1	3	0	106	0.094
21	Matt Ryan	C	77	9	15	24	-7	59	0	0	3	1	116	0.078
16	Jeff Giuliano	LW	69	8	16	24	16	21	0	1	2	0	93	0.086
43	Mike Weaver	D	79	1	22	23	35	61	0	0	0	1	59	0.017
73	George Parros	RW	67	14	8	22	2	247	4	1	4	2	81	0.173
26	Chris Schmidt	LW	80	5	14	19	5	107	2	1	1	2	76	0.066
10	Petr Kanko	LW	60	4	14	18	-5	118	1	0	0	1	88	0.045
39	David Steckel	C	63	10	7	17	4	26	2	0	2	2	104	0.096
7	Joe Rullier	D	71	3	13	16	23	322	1	0	0	1	123	0.024
8	Troy Milam	D	42	2	12	14	-2	34	2	0	1	1	50	0.040
28	Dan Welch	RW	59	3	10	13	0	49	0	0	1	1	65	0.046
5	Jason Holland	D	53	1	9	10	10	64	0	1	0	0	81	0.012
18	Ryan Kinasewich	LW	29	2	6	8	1	4	0	0	1	0	43	0.047
54	Jeff Miles	C	28	5	1	6	0	6	0	0	0	1	44	0.114
32	Doug Nolan	D	60	1	5	6	1	167	0	0	0	0	34	0.029
20	Connor James	LW	14	2	1	3	3	10	0	0	0	1	7	0.286
31	Mathieu Garon	G	52	0	3	3	0	4	0	0	0	0	0	0.000
49	Ryan Flinn	LW	14	1	1	2	-1	112	1	0	0	0	15	0.067
55	Beau Geisler	D	11	1	1	2	-1	0	0	0	1	0	11	0.091
19	Greg Hogeboom	RW	14	1	0	1	-2	10	0	0	1	0	17	0.059
1	Adam Hauser	G	32	0	1	1	0	12	0	0	0	0	0	0.000
27	David Hymovitz	C	3	0	1	1	1	0	0	0	0	0	3	0.000
6	Adam Borzecki	D	6	0	0	0	3	10	0	0	0	0	4	0.000
17	Ryan (C.) Murphy	RW	5	0	0	0	0	0	0	0	0	0	3	0.000
47	Darren VanOene	LW	4	0	0	0	-1	10	0	0	0	0	3	0.000
72	Leon Hayward	RW	3	0	0	0	-1	0	0	0	0	0	4	0.000
6	Doug Christiansen	F	2	0	0	0	0	7	0	0	0	0	2	0.000
2	Colin Peters	D	1	0	0	0	3	0	0	0	0	0	0	0.000
TOTALS			80	255	460	715		2028	80	13	51	55	2436	0.106

No.	Goaltender	GP	MIN	W	L	SOL	EN	SO	GA	GAA	SVS	SV%
31	Mathieu Garon	52	2969:10	32	14	4	5	8	105	2.12	1338	0.927
1	Adam Hauser	32	1867:02	19	11	0	2	5	60	1.93	838	0.933
TOTALS		80	4836:12	51	25	4	7	13	176	2.20	2176	0.925

2004-05 GAME-BY-GAME RESULTS

Date	Opponent	Result	Record	Score	GWG	Goaltender	Opposing Goaltender	Attendance
Oct. 15	Worcester	W	1-0-0-0	5-2	Cammalleri	Garon	Bacashihua	9,916
Oct. 16	WB/Scranton	W	2-0-0-0	7-3	Smyth	Hauser	Flcury	7,641
Oct. 20	at Utah	W	3-0-0-0	5-3	Hogeboom	Garon	Pelletier	2,974
Oct. 23	at Utah	W	4-0-0-0	5-0	Milam	Hauser	LeNeveu	10,074
Oct. 29	Bridgeport	W	5-0-0-0	5-0	Schmidt	Garon	Dubielewicz	8,010
Oct. 30	at Springfield	W	6-0-0-0	4-2	Giuliano	Hauser	Eklund	2,444
Oct. 31	at Portland	W	7-0-0-0	3-0	Kostopoulos	Garon	Ouellet	1,842
Nov. 05	at Worcester	L	7-1-0-0	2-4		Garon	Sanford	2,576
Nov. 06	Albany	W	8-1-0-0	5-2	Kostopoulos	Garon	Clemmensen	9,579
Nov. 12	at Springfield	W	9-1-0-0	2-0	Cammalleri	Garon	Storr	2,692
Nov. 13	Hershey	W	10-1-0-0	5-0	Kostopoulos	Hauser	Budaj	9,916
Nov. 14	Springfield	W	11-1-0-0	6-1	Cammalleri	Garon	Storr	8,978
Nov. 18	at Worcester	W	12-1-0-0	6-0	Lehoux	Garon	Sanford	2,146
Nov. 19	Lowell	W	13-1-0-0	5-5**	Brown	Garon	Ward	8,396
Nov. 21	at Worcester	W	14-1-0-0	5-4	Cammalleri	Garon	Bacashihua	2,701
Nov. 24	Norfolk	W	15-1-0-0	4-1	Kostopoulos	Garon	Munro	7,073
Nov. 26	Portland	W	16-1-0-0	6-0	Ryan	Hauser	Ouellet	9,916
Nov. 27	at Springfield	W	17-1-0-0	4-3*	Ryan	Hauser	Storr	3,147
Nov. 28	at Lowell	W	18-1-0-0	5-4	Kostopoulos	Garon	Krahn	3,121
Dec. 03	at Providence	W	19-1-0-0	3-2	Lehoux	Garon	Toivonen	7,572
Dec. 04	Providence	W	20-1-0-0	2-0	Brown	Hauser	Rudkowsky	9,661
Dec. 05	Hartford	OTL	20-1-1-0	3-4*		Garon	LaBarbera	8,221
Dec. 10	at Bridgeport	L	20-2-1-0	2-4		Garon	Dubielewicz	4,047
Dec. 11	at Hartford	L	20-3-1-0	2-3		Hauser	LaBarbera	3,804
Dec. 12	Springfield	W	21-3-1-0	4-3	Ryan	Garon	Storr	8,602
Dec. 15	at Norfolk	SOL	21-3-1-1	4-5**		Garon	Leighton	2,920
Dec. 17	at Philadelphia	L	21-4-1-1	0-1		Garon	Niittymaki	4,954
Dec. 18	at Hershey	OTL	21-4-2-1	2-3*		Hauser	Budaj	6,300
Dec. 19	at WB/Scranton	W	22-4-2-1	3-1	Clarke	Garon	Flcury	8,044
Dec. 26	Portland	W	23-4-2-1	2-1	Brown	Garon	Ouellet	8,269
Dec. 28	Utah	W	24-4-2-1	6-0	Brown	Hauser	LeNeveu	8,789
Dec. 29	at Lowell	L	24-5-2-1	2-4		Garon	Ward	5,168
Dec. 31	Lowell	L	24-6-2-1	1-4		Garon	Krahn	9,916
Jan. 01	Providence	W	25-6-2-1	5-3	Gleason	Hauser	Rudkowsky	9,125
Jan. 05	Utah	W	26-6-2-1	5-1	Giuliano	Garon	Doyle	6,776
Jan. 07	Lowell	L	26-7-2-1	1-3		Hauser	Krahn	9,916
Jan. 09	Hartford	OTL	26-7-3-1	2-3*		Garon	LaBarbera	9,916
Jan. 14	Worcester	W	27-7-3-1	7-4	Gleason	Garon	Sanford	9,634
Jan. 15	Providence	W	28-7-3-1	2-1	Brown	Hauser	Toivonen	9,916
Jan. 16	at Portland	W	29-7-3-1	3-1	Smyth	Garon	Ouellet	4,860
Jan. 19	Worcester	W	30-7-3-1	2-0	Brown	Garon	Bacashihua	7,113
Jan. 21	at Binghamton	L	30-8-3-1	1-4		Hauser	Emery	4,710
Jan. 22	at Albany	W	31-8-3-1	6-2	Parros	Garon	Ahonen	2,546
Jan. 26	at Lowell	L	31-9-3-1	2-5		Garon	Ward	3,127
Jan. 28	Portland	W	32-9-3-1	4-1	Parros	Hauser	Ouellet	9,916
Jan. 30	Lowell	SOL	32-9-3-2	2-3**		Garon	Ward	9,916
Feb. 02	Hartford	W	33-9-3-2	5-2	Parros	Garon	Valiquette	6,843
Feb. 04	at Springfield	W	34-9-3-2	3-0	Welch	Garon	Eklund	2,631
Feb. 05	at Portland	SOL	34-9-3-3	2-3**		Garon	Daubenspeck	5,476
Feb. 09	Worcester	W	35-9-3-3	4-1	Parros	Hauser	Sanford	8,848
Feb. 11	at Providence	L	35-10-3-3	0-3		Hauser	Toivonen	8,583
Feb. 18	Lowell	L	35-11-3-3	2-3		Garon	Ward	9,916
Feb. 19	Binghamton	L	35-12-3-3	2-7		Hauser	Thompson	9,916
Feb. 20	at Lowell	W	36-12-3-3	2-1**	Cammalleri	Hauser	Ward	6,755
Feb. 23	at Worcester	L	36-13-3-3	1-2		Garon	Bacashihua	5,610
Feb. 26	at Hartford	W	37-13-3-3	4-1	Kostopoulos	Garon	Valiquette	7,928
Feb. 27	at Providence	L	37-14-3-3	1-2		Hauser	Madden	7,993
Mar. 01	Worcester	L	37-15-3-3	1-2		Hauser	Sanford	9,413
Mar. 02	at Hartford	L	37-16-3-3	2-4		Garon	LaBarbera	4,156
Mar. 06	Providence	W	38-16-3-3	4-2	Geisler	Hauser	Madden	9,916
Mar. 09	Springfield	W	39-16-3-3	3-1	Steckel	Hauser	Pelletier	6,900
Mar. 11	Philadelphia	L	39-17-3-3	2-4		Hauser	Niittymaki	9,916
Mar. 12	Springfield	W	40-17-3-3	6-3	Cammalleri	Garon	Eklund	9,210
Mar. 13	at Lowell	W	41-17-3-3	4-2	Cammalleri	Hauser	Ward	5,290
Mar. 18	Hartford	W	42-17-3-3	2-1**	Brown	Garon	LaBarbera	9,183
Mar. 19	Bridgeport	OTL	42-17-4-3	3-4*		Hauser	Dubielewicz	9,916
Mar. 20	at Providence	W	43-17-4-3	1-0	Kostopoulos	Garon	Toivonen	6,794
Mar. 25	Portland	W	44-17-4-3	3-0	Steckel	Garon	Daubenspeck	9,658
Mar. 26	at Portland	W	45-17-4-3	2-1*	Gleason	Hauser	Daubenspeck	5,856
Mar. 30	at Lowell	L	45-18-4-3	3-4		Garon	Ward	3,491
Apr. 01	Providence	SOL	45-18-4-4	2-3**		Garon	Toivonen	9,611
Apr. 02	Springfield	W	46-18-4-4	3-2*	Brown	Hauser	Eklund	9,916
Apr. 03	at Providence	L	46-19-4-4	2-3		Garon	Toivonen	6,728
Apr. 06	Portland	W	47-19-4-4	5-4*	Cammalleri	Garon	Daubenspeck	9,916
Apr. 08	at Portland	W	48-19-4-4	4-1	Kostopoulos	Hauser	Daubenspeck	5,073
Apr. 09	at Springfield	W	49-19-4-4	4-3	Smyth	Garon	Eklund	4,282
Apr. 13	at Hartford	W	50-19-4-4	5-1	Kinasevich	Garon	LaBarbera	3,574
Apr. 15	Lowell	L	50-20-4-4	1-4		Garon	Ward	9,916
Apr. 16	at Bridgeport	L	50-21-4-4	1-2		Hauser	Dubielewicz	5,232
Apr. 17	at Worcester	W	51-21-4-4	2-1	Grebeshkov	Garon	Sanford	10,211

* Overtime Game ** Shootout Game

2003-04 FINAL TEAM STATS

No.	Player	POS	GP	G	A	PTS	+/-	PIM	PPG	SHG	GWG	FG	SHOTS	SPCT
55	Pavel Rosa	RW	77	39	49	88	38	34	8	0	6	6	310	0.126
11	Steve Kelly	C	59	21	49	70	32	117	5	0	1	6	148	0.142
24	Noah Clarke	LW	71	25	26	51	20	24	6	0	2	2	166	0.151
2	Bryan Muir	D	73	13	36	49	24	141	5	0	3	4	239	0.540
9	Yanick Lehoux	C	66	14	28	42	5	22	1	0	2	4	127	0.110
13	Michael Cammalleri	C	41	20	18	38	13	28	4	0	6	4	103	0.194
44	Scott Barney	RW	44	20	14	34	12	28	8	0	4	4	123	0.163
15	Tomas Zizka	D	58	4	24	28	2	31	2	0	0	0	112	0.360
25	Jerred Smithson	C	66	7	13	20	-2	51	1	1	1	0	99	0.710
26	Chris Schmidt	LW	54	6	13	19	18	39	2	0	1	1	93	0.650
16	Jeff Giuliano	LW	80	6	13	19	-5	16	0	1	2	1	133	0.450
7	Joe Rullier	D	73	3	13	16	19	186	0	0	1	0	96	0.310
42	John Tripp	RW	24	8	7	15	0	33	4	0	1	1	94	0.850
12	Sam Florek	RW	52	6	9	15	5	63	0	0	3	1	90	0.670
23	Dan Welch	RW	31	6	6	12	1	18	0	1	1	2	33	0.182
17	Brad Church	LW	11	5	6	11	1	0	1	0	1	0	30	0.167
4	Richard Seeley	D	56	2	9	11	10	80	1	0	1	0	61	0.330
6	Maxim Kuznetsov	D	39	2	8	10	10	57	0	0	0	1	21	0.950
73	George Parros	RW	57	3	6	9	-9	126	0	1	1	1	55	0.550
72	Leon Hayward	RW	42	2	7	9	-3	30	0	0	1	0	39	0.510
38	Denis Grebeshkov	D	43	2	7	9	6	34	0	0	0	0	54	0.370
49	Ryan Flinn	LW	59	3	5	8	-7	164	0	0	1	0	53	0.570
3	Tim Gleason	D	22	0	8	8	10	19	0	0	0	0	29	0.000
27	Randy Perry	D	24	1	5	6	1	12	0	0	0	0	25	0.400
8	Greg Koehler	RW	24	1	4	5	-4	12	1	0	1	0	42	0.240
21	Esa Pirnes	C	4	3	1	4	2	2	0	0	1	0	17	0.176
48	Petr Kancko	RW	6	1	3	4	4	0	1	0	0	1	11	0.910
20	Doug Nolan	D	49	0	3	3	6	30	0	0	0	0	22	0.000
22	Jonathan Zion	D	8	0	2	2	2	6	0	0	0	0	18	0.000
22	Troy Milam	D	7	1	0	1	2	0	0	1	0	0	14	0.710
19	Greg Hogeboom	RW	3	0	1	1	1	0	0	0	0	0	8	0.000
8	Chad Dameworth	D	10	0	1	1	2	4	0	0	0	0	6	0.000
8	Martin Strbak	D	12	0	1	1	-1	25	0	0	0	0	22	0.000
1	Milan Hnilicka	G	20	0	1	1	0	0	0	0	0	0	0	0.000
19	Mat Snedrud	D	1	0	0	0	-2	2	0	0	0	0	1	0.000
41	P.J. Martin	D	2	0	0	0	-1	0	0	0	0	0	1	0.000
37	Kip Brennan	LW	2	0	0	0	0	6	0	0	0	0	1	0.000
48	Judd Medak	RW	3	0	0	0	-1	0	0	0	0	0	3	0.000
36	Matt Underhill	G	4	0	0	0	0	0	0	0	0	0	0	0.000
74	Travis Lisabeth	RW	8	0	0	0	1	0	0	0	0	0	4	0.000
21	Francis Nault	D	9	0	0	0	2	4	0	0	0	0	2	0.000
46	Mathieu Chouinard	G	22	0	0	0	0	0	0	0	0	0	0	0.000
45	Adam Hauser	G	43	0	0	0	0	2	0	0	0	0	0	0.000
TOTALS			80	224	397	621		1444	50	7	41	39	2505	0.900

No.	Goaltender	GP	MIN	W	L	T	SO	EN	GA	GAA	SVS	SV%
45	Adam Hauser	43	2538:29	20	15	7	7	0	82	1.94	1022	0.926
46	Mathieu Chouinard	22	1093:20	10	6	0	4	0	41	2.25	428	0.913
1	Milan Hnilicka	20	1021:47	8	10	0	1	0	44	2.58	434	0.908
36	Matt Underhill	4	185:55	2	2	0	0	0	9	2.90	84	0.903
TOTALS		80	4839:31	40	33	7	12	0	176	2.18	1968	0.918

2003-04 GAME-BY-GAME RESULTS

Date	Opponent	Result	Record	Score	GW Goal	Goaltender	Opposing Goaltender	Attendance
Oct. 10	Worcester	L	0-1-0-0	3-2		Hnilicka	Divis	9,916
Oct. 11	Lowell	L	0-2-0-0	4-2		Hnilicka/Chouinard	DesRochers	7,758
Oct. 15	Portland	W	1-2-0-0	3-1	Rullier	Chouinard	Ouellet	6,428
Oct. 17	at Springfield	L	1-3-0-0	4-3		Chouinard/Underhill	Pelletier	2,707
Oct. 18	at Portland	OTL	1-3-0-1	2-1*		Chouinard	Ouellet	2,936
Oct. 19	Hershey	L	1-4-0-1	5-3		Underhill/Chouinard	Lawson	9,214
Oct. 24	at Lowell	W	2-4-0-1	6-3	Welch	Chouinard	DesRochers	3,993
Oct. 25	at Hartford	L	2-5-0-1	2-0		Hnilicka/Chouinard	Osaer	4,271
Oct. 26	at Providence	W	3-5-0-1	3-0	Muir	Hauser	Thomas	5,247
Nov. 1	Lowell	W	4-5-0-1	5-3	Barney	Underhill	DesRochers	9,682
Nov. 2	Norfolk	W	5-5-0-1	5-0	Barney	Hauser	Passmore	7,094
Nov. 7	at Worcester	T	5-5-1-1	1-1*		Hauser	Divis	3,389
Nov. 8	Portland	W	6-5-1-1	5-1	Finn	Underhill	Ouellet	9,916
Nov. 9	Albany	W	7-5-1-1	2-1	Barney	Hauser	Clemmensen	9,687
Nov. 14	Hartford	W	8-5-1-1	5-2	Cammalleri	Hauser	LaBarbera	8,355
Nov. 15	Springfield	OTL	8-5-1-2	4-3*		Hauser	LeNeveu	8,555
Nov. 21	at Binghamton	L	8-6-1-2	2-0		Hnilicka	Thompson	4,203
Nov. 22	at Springfield	W	9-6-1-2	6-3	Seeley	Hauser	LeNeveu	3,461
Nov. 23	Springfield	W	10-6-1-2	5-2	Barney	Hnilicka	Pelletier	7,891
Nov. 26	at Hartford	L	10-7-1-2	4-2		Hauser	Osaer	5,618
Nov. 28	at Lowell	L	10-8-1-2	4-1		Chouinard	Sabourin	3,868
Nov. 29	Providence	W	11-8-1-2	7-0	Parros	Hauser	Toivonen	9,916
Nov. 30	at Worcester	L	11-9-1-2	5-3		Hnilicka	Divis	3,133
Dec. 3	Hartford	W	12-9-1-2	4-2	Giuliano	Hnilicka	LaBarbera	7,595
Dec. 5	Lowell	W	13-9-1-2	4-2	Hayward	Hnilicka	Sabourin	8,611
Dec. 6	Providence	L	13-10-1-2	2-1		Hauser	Thomas	9,455
Dec. 12	Utah	T	13-10-2-2	2-2*		Hauser	Bacashihua	8,153
Dec. 13	at Bridgeport	L	13-11-2-2	2-1		Hauser	Kochan	3,898
Dec. 19	at Utah	L	13-12-2-2	6-0		Hnilicka/Hauser	Ellis	3,919
Dec. 20	at Utah	W	14-12-2-2	3-2*	Rosa	Hnilicka	Ellis	5,218
Dec. 26	at Providence	L	14-13-2-2	3-2		Hauser	Hamerlik	6,983
Dec. 27	Worcester	W	15-13-2-2	6-4	Church	Chouinard	Sanford	9,916
Dec. 28	Hartford	W	16-13-2-2	4-0	Clarke	Chouinard	Osaer	9,045
Dec. 30	at Lowell	L	16-14-2-2	5-1		Chouinard	DesRochers	3,061
Dec. 31	Lowell	OTL	16-14-2-3	4-3*		Hauser	DesRochers	9,916
Jan. 2	Providence	W	17-14-2-3	2-1	Ftorek	Hauser	Thomas	9,916
Jan. 4	Lowell	W	18-14-2-3	4-1	Rosa	Hauser	Krahn	9,916
Jan. 7	Wilkes-Barre	L	18-15-2-3	2-1		Hauser	Chiodo	7,312
Jan. 9	at Portland	W	19-15-2-3	2-1*	Pirnie	Hauser	Ouellet	3,191
Jan. 10	Lowell	W	20-15-2-3	3-1	Clarke	Chouinard	DesRochers	9,514
Jan. 11	Hartford	L	20-16-2-3	5-0		Hauser/Chouinard	LaBarbera	9,916
Jan. 16	at Portland	L	20-17-2-3	2-0		Adam Hauser	Ouellet	2,818
Jan. 17	Portland	W	21-17-2-3	6-0	Cammalleri	Chouinard	Yeats	9,916
Jan. 23	at Providence	W	22-17-2-3	4-3*	Cammalleri	Hauser	Toivonen	3,650
Jan. 24	at Hartford	W	23-17-2-3	2-0	Lehoux	Chouinard	Osaer	8,200
Jan. 25	at Hartford	L	23-18-2-3	4-2		Hauser	Osaer	5,447
Jan. 30	Bridgeport	L	23-19-2-3	5-2		Chouinard	Kochan	9,916
Jan. 31	at Worcester	T	23-19-3-3	3-3*		Hauser	Sanford	1,090
Feb. 6	at Springfield	L	23-20-3-3	4-0		Chouinard	Pelletier	2,932
Feb. 7	Worcester	W	24-20-3-3	3-1	Tripp	Hauser	Sanford	9,916
Feb. 11	at Worcester	T	24-20-4-3	4-4*		Hauser	Johnson	2,238
Feb. 14	at Albany	W	25-20-4-3	3-0	Ftorek	Chouinard	Kostur	5,514
Feb. 15	at Providence	L	25-21-4-3	3-1		Hauser	Toivonen	8,234
Feb. 18	at Lowell	W	26-21-4-3	3-0	Cammalleri	Hnilicka	Sabourin	3,832
Feb. 20	at Providence	W	27-21-4-3	3-1	Smithson	Hauser/Hnilicka	Thomas	9,810
Feb. 21	at Portland	T	27-21-5-3	1-1*		Hauser	Ouellet	6,742
Feb. 23	Binghamton	W	28-21-5-3	2-0	Giuliano	Hauser	Emery	7,623
Feb. 25	Portland	T	28-21-6-3	0-0*		Hauser	Ouellet	9,046
Feb. 28	Utah	OTL	28-21-6-4	3-2*		Hauser	Bacashihua	9,916
Feb. 29	Providence	OTL	28-21-6-5	3-2*		Hauser	Thomas	9,916
Mar. 5	at Lowell	W	29-21-6-5	5-3	Schmidt	Hnilicka	Storr	3,971
Mar. 6	at Portland	W	30-21-6-5	3-1	Lehoux	Hauser	Ouellet	6,323
Mar. 10	Springfield	W	31-21-6-5	3-0	Rosa	Hauser	Pelletier	7,792
Mar. 12	Worcester	W	32-21-6-5	3-2	Rosa	Hauser	Sanford	9,916
Mar. 13	Philadelphia	W	33-21-6-5	3-1	Ftorek	Chouinard	Niittymaki	9,916
Mar. 14	at Bridgeport	W	34-21-6-5	2-1	Rosa	Hauser	Kochan	6,367
Mar. 19	at Lowell	W	35-21-6-5	4-3*	Muir	Hauser	DesRochers	5,522
Mar. 20	Providence	L	35-22-6-5	1-0		Hnilicka	Thomas	9,916
Mar. 21	Springfield	W	36-22-6-5	8-3	Rosa	Chouinard	Pelletier	9,916
Mar. 24	at Wilkes-Barre	L	36-23-6-5	4-3		Hnilicka	Chiodo	8,237
Mar. 26	at Norfolk	W	37-23-6-5	5-3	Cammalleri	Hauser/Hnilicka	Anderson	3,488
Mar. 27	at Hershey	W	38-23-6-5	3-0	Muir	Hauser	Sauve	9,116
Mar. 28	at Philadelphia	L	38-24-6-5	3-1		Hnilicka	Little	7,026
Apr. 2	Bridgeport	T	38-24-7-5	2-2*		Hauser	Kochan	9,916
Apr. 3	at Springfield	L	38-25-7-5	5-3		Hauser/Chouinard	Pelletier	3,497
Apr. 4	Portland	L	38-26-7-5	4-3		Chouinard	Stana	9,707
Apr. 7	Springfield	W	39-26-7-5	6-1	Kelly	Hnilicka	LeNeveu	9,916
Apr. 9	at Worcester	W	40-26-7-5	4-1	Cammalleri	Hnilicka	Sanford	4,536
Apr. 10	at Springfield	L	40-27-7-5	2-1		Hauser	Pelletier	4,736
Apr. 11	Worcester	L	40-28-7-5	3-2		Hnilicka	Sanford	8,715

* Overtime Game

2002-03 FINAL TEAM STATS

No.	Player	POS	GP	G	A	PTS	+/-	PIM	PPG	SHG	GWG	FG	SHOTS	SPCT
33	Eric Healey	LW	75	42	31	73	4	47	14	1	10	10	186	0.226
55	Pavel Rosa	LW	61	28	35	63	10	20	11	3	6	4	232	0.121
11	Steve Kelly	C	54	19	44	63	9	144	8	1	2	2	125	0.152
31	Jared Aulin	C	44	12	32	44	-2	21	2	0	3	2	93	0.129
15	Tomas Zizka	D	61	13	30	43	15	50	6	0	1	6	123	0.106
8	Greg Koehler	C	56	17	23	40	9	77	8	0	2	2	135	0.126
23	Derek Bekar	LW	51	19	19	38	6	49	3	4	1	5	168	0.113
14	Yanick Lehoux	C	78	16	21	37	-6	26	6	1	2	1	146	0.110
5	Jason Holland	D	67	4	27	31	0	53	3	0	0	0	95	0.420
6	Joe Corvo	D	26	8	18	26	7	8	4	0	0	1	82	0.980
26	Chris Schmidt	C	53	12	13	25	9	58	1	2	1	1	80	0.150
25	Jerred Smithson	C	38	4	21	25	16	60	1	0	0	1	51	0.780
22	Mike Pudlick	D	68	7	17	24	9	52	2	0	1	3	125	0.560
36	Dane Jackson	RW	63	6	14	20	5	80	2	0	1	1	91	0.660
13	Michael Cammalleri	C	13	5	15	20	-4	12	1	1	0	1	50	0.100
62	Scott Barney	C	57	13	5	18	-11	74	5	0	7	0	129	0.101
4	Richard Seeley	D	69	4	14	18	9	127	2	0	0	1	79	0.510
57	Steve Heinze	C	18	8	9	17	2	12	6	0	0	0	65	0.123
16	Jeff Giuliano	LW	47	4	11	15	1	8	0	0	0	1	51	0.780
46	Chris Aldous	D	61	5	9	14	2	16	1	0	1	0	65	0.770
29	Dan Welch	F	42	3	9	12	0	22	0	1	1	0	55	0.550
10	Brandon Dietrich	C	28	3	8	11	5	15	0	0	0	0	39	0.770
7	Joe Rullier	D	62	3	6	9	2	166	0	0	1	0	99	0.300
44	Kent Davyduke	C	25	3	3	6	1	9	0	0	0	0	35	0.860
37	Kip Brennan	LW	35	3	2	5	-2	195	0	0	0	2	30	0.100
28	Ryan Flinn	LW	27	2	2	4	0	95	0	0	0	0	16	0.125
17	Derek Armstrong	C	2	3	0	3	0	4	1	1	1	1	13	0.231
1	Dan Riva	C	19	2	1	3	-3	10	0	1	0	0	16	0.125
9	Leon Hayward	F	7	1	2	3	-1	15	0	0	0	0	6	0.167
27	Chris Bogas	D	12	1	2	3	1	13	0	0	1	0	11	0.910
20	Mat Shesrud	D	29	0	3	3	7	12	0	0	0	0	24	0.000
24	Noah Clarke	F	3	1	1	2	-1	0	0	0	0	0	9	0.111
3	Doug Nolan	D	12	1	1	2	2	6	0	0	0	0	2	0.500
38	Travis Scott	G	50	0	2	2	0	15	0	0	0	0	0	0.000
21	Lonnie Loach	LW	3	0	1	1	1	0	0	0	0	0	4	0.000
12	George Parros	F	9	0	1	1	2	7	0	0	0	0	4	0.000
35	Cristobal Huet	G	30	0	1	1	0	4	0	0	0	0	0	0.000
44	Ray DiLauro	D	1	0	0	0	0	0	0	0	0	0	1	0.000
45	B.J. Boxma	G	1	0	0	0	0	0	0	0	0	0	0	0.000
2	Jon Insana	D	2	0	0	0	0	2	0	0	0	0	1	0.000
12	Anthony Belz	D	3	0	0	0	-1	4	0	0	0	0	2	0.000
44	Chris McAlpine	D	3	0	0	0	-5	0	0	0	0	0	5	0.000
2	Doug Schueller	D	3	0	0	0	-1	0	0	0	0	0	0	0.000
30	Jeff Sanger	G	4	0	0	0	0	0	0	0	0	0	0	0.000
9	Louis Goulet	C	5	0	0	0	-2	0	0	0	0	0	2	0.000
48	Brian McCullough	C	6	0	0	0	-1	2	0	0	0	0	5	0.000
TOTALS			80	272	453	725		1590	87	16	42	45	2550	0.105

No.	Goaltender	GP	MIN	W	L	T	SO	EN	GA	GAA	SVS	SV%	
35	Cristobal Huet	30	1783:52	16	8	5	1	1	68	2.29	800	0.922	
38	Travis Scott	50	2829:08	23	19	5	4	5	116	2.46	1360	0.921	
30	Jeff Sanger	4	241:18	1	1	1	0	1	14	3.48	111	0.888	
45	B.J. Boxma	1	24:31	0	1	0	0	0	4	9.79	10	0.714	
TOTALS			80	4893:50	40	29	11	5	7	209	2.56	2281	0.916

2002-03 GAME-BY-GAME RESULTS

Date	Opponent	Result	Record	Score	GW Goal	Goaltender	Opposing Goaltender	Attendance
Oct. 11	Lowell	L	0-1-0-0	7-3		Scott	Pelletier	9,893
Oct. 12	at Lowell	W	1-1-0-0	6-3	Armstrong	Huet	Pelletier	6,875
Oct. 18	Portland	T	1-1-1-0	3-3*		Huet	Charpentier	7,614
Oct. 19	at Hartford	W	2-1-1-0	3-2	Barney	Scott	Meyer	8,914
Oct. 23	Springfield	W	3-1-1-0	6-1	Aulin	Huet	Konstantinov	6,042
Oct. 25	Hartford	W	4-1-1-0	8-7	Barney	Huet	Meyer	8,213
Oct. 26	at Portland	W	5-1-1-0	4-3*	Barney	Scott	Ouellet	3,689
Nov. 1	at Worcester	W	6-1-1-0	3-2	Healey	Huet	Osauer	3,129
Nov. 2	at Portland	W	7-1-1-0	2-1*	Aulin	Scott	Ouellet	3,731
Nov. 8	Worcester	W	8-1-1-0	4-3*	Rosa	Huet	Rudkowski	8,425
Nov. 9	Albany	W	9-1-1-0	6-3	Healey	Scott	Ahonen	9,893
Nov. 10	at Portland	L	9-2-1-0	4-0		Huet	Charpentier	3,112
Nov. 15	Saint John	L	9-3-1-0	5-2		Scott	Sabourin	8,867
Nov. 17	at Providence	T	9-3-2-0	1-1*		Huet	Thomas	5,571
Nov. 20	Lowell	W	10-3-2-0	6-1	Kelly	Huet	Petruk	6,543
Nov. 23	Providence	L	10-4-2-0	5-2		Huet	Thomas	9,893
Nov. 24	Lowell	W	11-4-2-0	7-1	Rosa	Huet	Petruk	8,922
Nov. 27	at Bridgeport	OTL	11-4-2-1	3-2*		Huet	Valiquette	3,450
Nov. 29	at Worcester	T	11-4-3-1	2-2*		Scott	Osauer	3,553
Nov. 30	Philadelphia	W	12-4-3-1	4-1	Jackson	Huet	Niittymaki	8,765
Dec. 1	Hamilton	L	12-5-3-1	3-1		Huet	Conklin	6,799
Dec. 4	at Hamilton	W	13-5-3-1	4-3*	Rosa	Scott	Garon	2,707
Dec. 6	at Albany	OTL	13-5-3-2	4-3*		Huet	Clemmensen	3,032
Dec. 7	Providence	W	14-5-3-2	5-1	Schmidt	Scott	Raycroft	9,893
Dec. 8	at Lowell	W	15-5-3-2	3-1	Lehoux	Huet	Petruk	3,028
Dec. 11	at Manitoba	W	16-5-3-2	2-1	Bekar	Scott	Auld	6,205
Dec. 13	at Manitoba	OTL	16-5-3-3	4-3*		Huet	Moss	5,621
Dec. 15	at Lowell	W	17-5-3-3	5-1	Barney	Scott	Rhodes	3,978
Dec. 20	Saint John	W	18-5-3-3	3-2	Barney	Scott	Szuper	8,960
Dec. 21	at Saint John	W	19-5-3-3	7-4	Barney	Huet	Sabourin	3,599
Dec. 27	at Lowell	W	20-5-3-3	5-4	Aldous	Scott	Rhodes	5,854
Dec. 28	Saint John	L	20-6-3-3	1-0		Huet	Szuper	9,893
Dec. 29	at Providence	L	20-7-3-3	3-2		Scott	Thomas	5,862
Dec. 31	Lowell	W	21-7-3-3	5-1	Bogas	Huet	Rhodes	9,908
Jan. 5	Hershey	L	21-8-3-3	2-1		Scott	Sauve	9,893
Jan. 8	at Albany	W	22-8-3-3	4-3*	Healey	Huet	Ahonen	2,713
Jan. 10	Springfield	W	23-8-3-3	6-1	Healey	Scott	Konstantinov	9,893
Jan. 12	at Providence	L	23-9-3-3	4-2		Huet	Thomas	7,190
Jan. 17	Worcester	W	24-9-3-3	3-2*	Rosa	Scott	Sanford	9,231
Jan. 18	Bridgeport	T	24-9-4-3	4-4*		Huet	DiPietro	9,691
Jan. 19	St. John's	W	25-9-4-3	5-1	Lehoux	Scott	Centomo	9,131
Jan. 21	Lowell	W	26-9-4-3	3-0	Healey	Huet	DesRochers	7,834
Jan. 24	at Portland	L	26-10-4-3	4-0		Scott	Ouellet	3,573
Jan. 25	at Springfield	T	26-10-5-3	3-3*		Huet	Pelletier	6,735
Jan. 31	Hartford	L	26-11-5-3	4-2		Scott	Holmqvist	9,893
Feb. 1	Portland	W	27-11-5-3	5-2	Welch	Huet	Ouellet	9,796
Feb. 5	Manitoba	T	27-11-6-3	2-2*		Scott	Auld	6,601
Feb. 7	Manitoba	W	28-11-6-3	5-1	Healey	Scott	Auld	9,893
Feb. 8	Providence	L	28-12-6-3	3-2		Scott	Thomas	9,893
Feb. 12	Portland	T	28-12-7-3	1-1*		Huet	Ouellet	6,820
Feb. 14	at Saint John	L	28-13-7-3	3-2		Huet	Szuper	3,273
Feb. 15	at Saint John	W	29-13-7-3	5-1	Barney	Huet	Szuper	4,307
Feb. 17	St. John's	W	30-13-7-3	6-2	Healey	Huet	Hodson	7,350
Feb. 19	at Lowell	L	30-14-7-3	2-1		Scott	Irbe	4,430
Feb. 21	Portland	L	30-15-7-3	3-1		Scott	Ouellet	9,916
Feb. 22	Worcester	L	30-16-7-3	3-0		Scott	Sanford	9,916
Feb. 23	at Hartford	T	30-16-8-3	2-2*		Scott	Holmqvist	5,032
Feb. 26	at Norfolk	T	30-16-9-3	3-3*		Scott	Andersson	3,608
Feb. 28	at Norfolk	L	30-17-9-3	4-1		Scott	Andersson	7,056
Mar. 1	at Hershey	L	30-18-9-3	6-2		Boxman/Scott	Budaj	9,105
Mar. 2	at Philadelphia	L	30-19-9-3	5-1		Scott	Niittymaki	9,853
Mar. 5	at Portland	W	31-19-9-3	5-3	Kelly	Scott	Ouellet	2,644
Mar. 7	at Bridgeport	L	31-20-9-3	3-1		Scott	DiPietro	3,953
Mar. 8	at Springfield	OTL	31-20-9-4	2-1*		Scott	Pelletier	4,734
Mar. 11	at St. John's	L	31-21-9-4	3-2		Scott	Tellqvist	3,759
Mar. 12	at St. John's	OTL	31-21-9-5	4-3*		Scott	Tellqvist	3,715
Mar. 14	Lowell	W	32-21-9-5	2-0	Rosa	Scott	Irbe	9,916
Mar. 15	Norfolk	W	33-21-9-5	4-1	Healey	Scott	Andersson	9,916
Mar. 16	at Providence	W	34-21-9-5	5-3	Zizka	Scott	Thomas	2,610
Mar. 19	Norfolk	W	35-21-9-5	3-0	Pudlick	Scott	Andersson	6,944
Mar. 21	at Providence	W	36-21-9-5	3-0	Healey	Scott	Thomas	9,534
Mar. 22	Providence	T	36-21-10-5	3-3*		Scott	Underhill	9,916
Mar. 23	Albany	W	37-21-10-5	4-3*	Rullier	Sanger	Clemmensen	9,916
Mar. 28	Worcester	L	37-22-10-5	5-3		Scott	Divis	9,916
Mar. 29	Bridgeport	W	38-22-10-5	3-0	Healey	Scott	Valiquette	9,916
Mar. 30	at Worcester	OTL	38-22-10-6	7-6*		Sanger/Scott	Sanford	7,512
Apr. 2	Portland	W	39-22-10-6	4-1	Aulin	Scott	Ouellet	8,834
Apr. 4	at Worcester	L	39-23-10-6	5-2		Sanger	Sanford	5,332
Apr. 5	Providence	T	39-23-11-6	3-3*		Sanger	Hauser	9,916
Apr. 6	at Lowell	W	40-23-11-6	3-1	Rosa	Scott	Zepp	7,048

* Overtime Game

2001-02 FINAL TEAM STATS

No.	Player	POS	GP	G	A	PTS	+/-	PIM	PPG	SHG	GWG	FG	SHOTS	SPCT
33	Eric Healey	C	65	24	34	58	-2	45	6	0	3	5	146	0.164
6	Joe Corvo	D	80	13	37	50	6	30	7	0	1	3	234	0.560
23	Derek Bekar	LW	74	27	20	47	4	42	4	4	4	7	230	0.117
21	Ted Donato	LW	37	18	25	43	2	19	7	2	5	3	83	0.217
32	Scott Thomas	RW	56	14	29	43	-1	6	5	0	3	1	115	0.122
27	Jaroslav Bednar	LW	48	16	21	37	16	16	3	0	4	4	126	0.127
36	Dane Jackson	RW	76	16	21	37	7	93	4	2	3	3	137	0.117
12	Rob Valicevic	RW	59	11	23	34	-2	25	4	0	3	2	113	0.970
11	Steve Kelly	LW	49	10	21	31	-1	88	2	3	0	5	95	0.105
5	Jason Holland	D	65	9	18	27	2	39	2	1	1	2	120	0.750
29	Brad Chartrand	RW	22	10	12	22	2	31	2	3	0	2	64	0.156
26	Chris Schmidt	C	62	9	12	21	9	43	0	0	1	2	92	0.980
15	Tomas Zizka	D	58	4	17	21	4	22	2	1	0	2	122	0.330
17	Adam Mair	RW	27	10	9	19	3	48	4	1	1	3	78	0.128
7	Rich Brennan	D	39	6	13	19	-10	33	5	0	1	1	130	0.460
25	Jerred Smithson	C	78	5	13	18	-8	45	0	0	1	0	65	0.770
22	Mike Pudlick	D	64	9	6	15	-13	42	6	0	2	1	134	0.670
2	Brett Hauer	D	29	2	11	13	-11	38	1	0	0	1	79	0.250
4	Richard Seeley	D	61	2	10	12	5	78	0	0	1	0	81	0.250
16	Randy Robitaille	C	6	7	3	10	1	0	2	0	0	2	36	0.194
13	Nate Miller	RW	58	2	8	10	-11	34	0	0	1	1	61	0.330
16	Dan Riva	C	29	4	1	5	2	8	0	0	0	1	32	0.125
37	Kip Brennan	LW	44	4	1	5	-2	269	0	0	1	2	24	0.167
18	Greg Phillips	RW	10	3	1	4	1	18	1	0	1	0	18	0.167
55	Joe Rullier	D	62	2	2	4	11	133	0	0	1	0	71	0.280
3	Chris Aldous	D	37	0	4	4	3	18	0	0	0	0	28	0.000
49	Andre Payette	LW	20	3	0	3	2	86	0	0	0	1	19	0.158
19	Brendan Brooks	C	9	0	2	2	0	10	0	0	0	0	5	0.000
34	Marcel Cousineau	G	28	0	2	2	0	16	0	0	0	0	0	0.000
8	Lorne Toews	LW	1	0	1	1	1	0	0	0	0	0	2	0.000
8	Andreas Lilja	D	4	0	1	1	1	4	0	0	0	0	7	0.000
28	Ryan Flinn	LW	37	0	1	1	-6	113	0	0	0	0	26	0.000
38	Travis Scott	G	39	0	1	1	0	18	0	0	0	0	1	0.000
18	Mike Pomichter	LW	1	0	0	0	0	0	0	0	0	0	0	0.000
20	Simon Tremblay	D	2	0	0	0	2	0	0	0	0	0	1	0.000
9	Bobby Jay	D	4	0	0	0	-1	0	0	0	0	0	2	0.000
10	Hubie McDonough	C	5	0	0	0	-1	0	0	0	0	0	3	0.000
35	Stephane Fiset	G	23	0	0	0	0	2	0	0	0	0	1	0.000
TOTALS			80	240	380	620		1572	67	17	38	54	2581	0.940

No.	Goaltender	GP	MIN	W	L	T	SO	EN	GA	GAA	SVS	SV%
38	Travis Scott	39	2169:44	21	12	3	6	2	83	2.30	1095	0.930
34	Marcel Cousineau	28	1455:49	10	12	2	1	4	70	2.88	658	0.904
35	Stephane Fiset	23	1227:43	7	7	6	0	2	64	3.13	589	0.902
TOTALS		80	4873:15	38	31	11	7	8	225	2.77	2342	0.912

2001-02 GAME-BY-GAME RESULTS

Date	Opponent	Result	Record	Score	GW Goal	Goaltender	Opposing Goaltender	Attendance
Oct. 5	at Lowell	L	0-1-0-0	6-3		Fiset	Pelletier	5,837
Oct. 12	at Norfolk	T	0-1-0-1	3-3*		Fiset	Leighton	3,582
Oct. 13	at Norfolk	W	1-1-0-1	6-3	Thomas	Fiset	Andersson	3,646
Oct. 18	at Portland	L	1-2-0-1	4-3		Scott	Charpentier	3,305
Oct. 19	at Bridgeport	W	2-2-0-1	5-2	Pudlick	Fiset	DiPietro	2,715
Oct. 20	at Lowell	L	2-3-0-1	4-3		Cousineau	Moss	3,722
Oct. 24	at Worcester	L	2-4-0-1	6-2		Fiset	Rudkowsky	2,472
Oct. 27	at Hartford	T	2-4-0-2	2-2*		Cousineau	LaBarbera	5,455
Nov. 3	at Springfield	L	2-5-0-2	5-4		Scott	DesRochers	3,829
Nov. 8	at Cleveland	L	2-6-0-2	4-2		Cousineau	Toskala	2,055
Nov. 10	at Hershey	L	2-7-0-2	4-3		Scott	Sauve	6,125
Nov. 13	at St. John's	L	2-8-0-2	5-4		Cousineau	Minard	4,132
Nov. 14	at St. John's	W	3-8-0-2	4-3	Corvo	Scott	Telloqvist	4,253
Nov. 16	Lowell	W	4-8-0-2	3-1	Healey	Scott	Moss	10,057
Nov. 17	at Quebec	L	4-9-0-2	4-2		Scott	Belanger	3,913
Nov. 18	Portland	W	5-9-0-2	5-4	Jackson	Cousineau	Hirsch	7,111
Nov. 21	at Worcester	OTL	5-10-1-2	3-2*		Cousineau	Divis	2,902
Nov. 23	Norfolk	L	5-11-1-2	3-2		Scott	Leighton	8,213
Nov. 24	at Saint John	T	5-11-1-3	2-2*		Scott	Szuper	4,811
Nov. 28	St. John's	W	6-11-1-3	7-2	Donato	Scott	Telloqvist	4,427
Nov. 30	at Quebec	W	7-11-1-3	3-2	Phillips	Scott	Garon	4,783
Dec. 1	Providence	W	8-11-1-3	3-1	Bednar	Cousineau	Maud	9,847
Dec. 2	Worcester	W	9-11-1-3	3-1	Valicevic	Scott	Sanford	5,282
Dec. 5	at Saint John	OTL	9-12-2-3	4-3*		Cousineau	Szuper	4,366
Dec. 7	Worcester	W	10-12-2-3	4-1	Thomas	Scott	Divis	7,230
Dec. 8	at Lowell	W	11-12-2-3	4-1	Seeley	Scott	Moss	4,698
Dec. 9	Quebec	L	11-13-2-3	6-3		Cousineau	Garon	7,645
Dec. 14	at Quebec	T	11-13-2-4	5-5*		Scott	Garon	5,260
Dec. 15	at Lowell	W	12-13-2-4	3-1	Donato	Scott	Moss	5,043
Dec. 21	at Saint John	W	13-13-2-4	4-2	Jackson	Cousineau	Whitmore	4,509
Dec. 22	Saint John	W	14-13-2-4	1-0	Bednar	Scott	Whitmore	7,703
Dec. 23	at Portland	W	15-13-2-4	3-0	Brennan	Scott	Charpentier	5,922
Dec. 26	at Lowell	T	15-13-2-5	3-3*		Cousineau	Pelletier	3,607
Dec. 28	Bridgeport	W	16-13-2-5	3-0	Donato	Scott	DiPietro	9,872
Dec. 29	Saint John	L	16-14-2-5	4-0		Scott	Szuper	8,234
Dec. 31	Hartford	OTL	16-15-3-5	4-3*		Cousineau	Holmqvist	9,847
Jan. 4	at Albany	L	16-16-3-5	5-1		Scott	Ahonen	3,010
Jan. 5	at Providence	W	17-16-3-5	2-1	Donato	Cousineau	Raycroft	7,742
Jan. 6	Hershey	W	18-16-3-5	2-1	Pudlick	Scott	Cassivi	7,134
Jan. 9	Providence	W	19-16-3-5	7-4	Schmidt	Cousineau	Raycroft	7,155
Jan. 11	Lowell	L	19-17-3-5	6-3		Cousineau	Pelletier	9,847
Jan. 12	Quebec	W	20-17-3-5	3-2*	Valicevic	Scott	Garon	9,509
Jan. 16	Saint John	W	21-17-3-5	2-1	Holland	Cousineau	Whitmore	5,816
Jan. 18	Cleveland	L	21-18-3-5	4-1		Fiset	Toskala	7,676
Jan. 20	St. John's	T	21-18-3-6	3-3*		Fiset	Minard	7,946
Jan. 21	at Springfield	W	22-18-3-6	5-3	Jackson	Scott	Kochan	3,216
Jan. 25	at Quebec	W	23-18-3-6	3-2	Bekar	Fiset	Garon	8,025
Jan. 27	at Bridgeport	T	23-18-3-7	1-1*		Fiset	DiPietro	4,034
Jan. 30	Springfield	W	24-18-3-7	5-2	Donato	Cousineau	DesRochers	5,446
Feb. 1	Quebec	W	25-18-3-7	5-2	Bednar	Fiset	Garon	9,442
Feb. 2	Lowell	L	25-19-3-7	4-3		Fiset	Moss	9,847
Feb. 3	at Portland	L	25-20-3-7	5-0		Scott	Hirsch	3,257
Feb. 6	Bridgeport	L	25-21-3-7	5-1		Scott	DiPietro	5,435
Feb. 8	at Portland	T	25-21-3-8	2-2*		Fiset	Hirsch	3,502
Feb. 9	at Quebec	L	25-22-3-8	5-3		Cousineau	Tarasov	4,142
Feb. 10	Saint John	W	26-22-3-8	3-1	Miller	Fiset	Szuper	7,676
Feb. 15	Portland	W	27-22-3-8	3-2*	Bednar	Cousineau	Charpentier	9,847
Feb. 17	Quebec	W	28-22-3-8	5-3	Thomas	Fiset	Tarasov	9,686
Feb. 18	at Providence	W	29-22-3-8	3-1	Mair	Scott	Raycroft	6,148
Feb. 20	Springfield	W	30-22-3-8	8-4	Bekar	Fiset	DesRochers	5,511
Feb. 22	Lowell	W	31-22-3-8	5-1	Rullier	Cousineau	Moss	9,735
Feb. 24	Portland	L	31-23-3-8	3-2		Scott	Charpentier	6,803
Feb. 27	Portland	T	31-23-3-9	2-2*		Fiset	Charpentier	6,556
Mar. 1	Albany	T	31-23-3-10	4-4*		Fiset	Ahonen	7,589
Mar. 2	Norfolk	W	32-23-3-10	2-0	Healey	Cousineau	Leighton	9,230
Mar. 8	Portland	L	32-24-3-10	5-1		Fiset	Hirsch	7,269
Mar. 9	Lowell	W	33-24-3-10	3-1	Valicevic	Scott	Pelletier	9,847
Mar. 10	Worcester	L	33-25-3-10	6-0		Cousineau	Divis	9,847
Mar. 13	at Providence	L	33-26-3-10	4-2		Fiset	Raycroft	5,464
Mar. 15	Quebec	L	33-27-3-10	5-3		Fiset	Tarasov	8,239
Mar. 16	Worcester	W	34-27-3-10	4-0	Bekar	Scott	Divis	9,847
Mar. 17	at Worcester	L	34-28-3-10	4-1		Cousineau	Divis	5,713
Mar. 22	at Saint John	T	34-28-3-11	2-2*		Scott	Szuper	4,532
Mar. 23	Providence	L	34-29-3-11	3-2		Cousineau	Maud	9,867
Mar. 24	at Lowell	L	34-30-3-11	3-2		Scott	Moss	6,866
Mar. 28	at Portland	W	35-30-3-11	3-2*	Smithson	Scott	Charpentier	2,927
Mar. 30	at Springfield	W	36-30-3-11	2-1	Healey	Scott	Konstantinov	6,002
Apr. 3	Springfield	L	36-31-3-11	5-3		Scott	DesRochers	9,847
Apr. 5	at Worcester	W	37-31-3-11	2-1	Brennan	Scott	Divis	5,742
Apr. 6	Lowell	W	38-31-3-11	2-0	Bekar	Scott	Pelletier	9,847

* Overtime Game

RECORDS BY SEASON

REGULAR SEASON RECORDS

Season	GP	W	L	OTL	T/SOL	PTS	PCT	GF	GA	PIM	Div Finish	Playoffs
2001-02	80	38	28	3	11	90	0.563	236	225	1491	2nd North	Lost Conf. QF
2002-03	80	40	23	6	11	97	0.606	254	209	1563	2nd North	Lost Conf. QF
2003-04	80	40	28	5	7	92	0.575	223	181	1448	2nd Atlantic	Lost Div. SF
2004-05	80	51	21	4	4	110	0.688	258	176	2044	1st Atlantic	Lost Div. SF
2005-06	80	43	30	3	4	93	0.581	236	230	1264	3rd Atlantic	Lost Div. SF
2006-07	80	51	21	7	1	110	0.688	242	182	1566	1st Atlantic	Lost Conf. F
2007-08	80	39	31	5	5	88	0.550	240	228	1416	4th Atlantic	Lost Div. SF
2008-09	80	37	35	0	8	82	0.512	211	218	1349	5th Atlantic	Did not qualify
2009-10	80	43	28	3	6	95	0.594	213	200	1182	3rd Atlantic	Lost Conf. F
2010-11	80	44	26	4	6	98	0.613	255	209	1423	2nd Atlantic	Lost Div. SF
2011-12	76	39	32	2	3	83	0.546	207	208	1325	2nd Atlantic	Lost Conf. QF
2012-13	76	37	32	3	4	81	0.533	219	209	1022	3rd Atlantic	Lost Conf. QF
TOTALS	952	502	335	45	70	1119	0.588	2794	2475	17093		

HOME RECORDS

Home	GP	W	L	OTL	T/SOL	PTS	GF	GA
2001-02	40	23	13	1	3	50	124	106
2002-03	40	23	11	0	6	52	140	92
2003-04	40	23	10	4	3	53	128	81
2004-05	40	28	7	3	2	61	144	87
2005-06	40	23	13	2	2	50	113	106
2006-07	40	28	8	4	0	60	118	83
2007-08	40	18	17	2	3	41	119	121
2008-09	40	20	16	0	4	44	112	108
2009-10	40	25	11	1	3	54	122	86
2010-11	40	25	12	1	2	53	137	101
2011-12	38	21	16	0	1	43	102	95
2012-13	38	19	14	2	3	43	130	113
TOTALS	476	276	148	20	32	604	1489	1179

ROAD RECORDS

Road	GP	W	L	OTL	T/SOL	PTS	GF	GA
2001-02	40	15	15	2	8	40	112	119
2002-03	40	17	12	6	5	45	114	117
2003-04	40	17	18	1	4	39	95	100
2004-05	40	23	14	1	2	49	114	89
2005-06	40	20	17	1	2	43	123	124
2006-07	40	23	13	3	1	50	124	99
2007-08	40	21	14	3	2	47	121	107
2008-09	40	17	19	0	4	38	99	110
2009-10	40	18	17	2	3	41	91	114
2010-11	40	19	14	3	4	45	118	108
2011-12	38	18	16	2	2	40	105	113
2012-13	38	18	18	1	1	38	89	96
TOTALS	476	226	187	25	38	515	1305	1296

GENERAL MANAGER RECORDS

Seasons	GP	W	L	OTL	T/SOL	PTS	PCT	GF	GA	GM
2001-06	400	212	130	21	37	482	0.603	1207	1021	Kevin Gilmore
2006-13	552	290	205	24	33	637	0.577	1587	1454	Ron Hextall
TOTALS	952	502	335	45	70	1119	0.588	2794	2475	

COACH RECORDS

Seasons	GP	W	L	OTL	T/SOL	PTS	PCT	GF	GA	Coach
2001-05	320	169	100	18	33	389	0.608	971	791	Bruce Boudreau
2005-06	80	43	30	3	4	93	0.581	236	230	Jim Hughes
2006-13	552	290	205	24	33	637	0.577	1587	1454	Mark Morris
TOTALS	952	502	335	45	70	1119	0.588	2794	2475	

SPECIAL TEAMS

POWER PLAY

HOME				
Season	ADV	PPGF	PCT%	RANK
2001-02	170	38	0.224	1/27
2002-03	211	40	0.190	8/28
2003-04	170	27	0.159	14/28
2004-05	238	48	0.202	5/28
2005-06	209	26	0.124	26/27
2006-07	200	36	0.180	9/27
2007-08	182	45	0.247	1/29
2008-09	175	37	0.211	2/29
2009-10	146	32	0.219	5/29
2010-11	198	41	0.207	9/30
2011-12	154	26	0.169	19/30
2012-13	161	27	0.168	15/30

ROAD				
Season	ADV	PPGF	PCT%	RANK
2001-02	164	26	0.159	16/27
2002-03	208	39	0.188	2/28
2003-04	178	22	0.124	18/28
2004-05	221	32	0.145	16/28
2005-06	240	37	0.154	21/27
2006-07	219	49	0.224	1/27
2007-08	184	42	0.228	3/29
2008-09	183	26	0.142	20/29
2009-10	153	27	0.176	9/29
2010-11	186	30	0.161	19/30
2011-12	149	21	0.141	26/30
2012-13	133	17	0.128	25/30

OVERALL				
Season	ADV	PPGF	PCT%	RANK
2001-02	334	64	0.192	4/27
2002-03	419	79	0.189	2/28
2003-04	348	49	0.141	19/28
2004-05	459	80	0.174	6/28
2005-06	449	63	0.140	26/27
2006-07	419	85	0.203	4/27
2007-08	366	87	0.238	1/29
2008-09	358	63	0.176	12/29
2009-10	299	59	0.197	6/29
2010-11	384	71	0.185	16/30
2011-12	303	47	0.155	21/30
2012-13	294	44	0.150	23/30

PENALTY KILLING

HOME				
Season	ADV	PPGA	PCT%	RANK
2001-02	176	33	0.813	24/27
2002-03	195	25	0.872	5/28
2003-04	172	23	0.866	14/28
2004-05	195	23	0.882	5/28
2005-06	229	38	0.834	11/27
2006-07	217	28	0.871	5/27
2007-08	194	38	0.804	23/29
2008-09	190	27	0.858	10/29
2009-10	151	16	0.894	2/29
2010-11	173	26	0.850	5/30
2011-12	173	28	0.838	11/30
2012-13	168	33	0.804	26/30

ROAD				
Season	ADV	PPGA	PCT%	RANK
2001-02	169	28	0.834	13/27
2002-03	207	30	0.855	7/28
2003-04	191	29	0.848	16/28
2004-05	204	29	0.858	9/28
2005-06	241	40	0.834	7/27
2006-07	213	39	0.817	20/27
2007-08	207	44	0.787	27/29
2008-09	188	29	0.846	8/29
2009-10	178	31	0.826	11/29
2010-11	172	25	0.855	6/30
2011-12	159	25	0.843	6/30
2012-13	171	24	0.860	4/30

OVERALL				
Season	ADV	PPGA	PCT%	RANK
2001-02	345	61	0.823	19/27
2002-03	402	55	0.863	5/28
2003-04	363	52	0.857	14/28
2004-05	399	52	0.870	6/28
2005-06	470	78	0.834	9/27
2006-07	430	67	0.844	8/27
2007-08	401	82	0.796	26/29
2008-09	378	56	0.852	5/29
2009-10	329	47	0.857	5/29
2010-11	345	51	0.852	4/30
2011-12	332	53	0.840	8/30
2012-13	339	57	0.832	14/30

SHORTHANDED GOALS FOR

HOME			
Season	ADV	SHGF	RANK
2001-02	176	12	1/27
2002-03	195	11	2/28
2003-04	172	4	19/28
2004-05	195	7	5/28
2005-06	229	7	15/27
2006-07	217	5	14/27
2007-08	194	3	23/29
2008-09	190	4	21/29
2009-10	151	8	5/29
2010-11	173	7	4/30
2011-12	173	9	1/30
2012-13	168	8	3/30

ROAD			
Season	ADV	SHGF	RANK
2001-02	169	5	8/27
2002-03	207	5	15/28
2003-04	191	3	17/28
2004-05	204	6	6/28
2005-06	241	5	13/27
2006-07	213	4	20/27
2007-08	207	7	7/29
2008-09	188	7	5/29
2009-10	178	4	15/29
2010-11	172	4	17/30
2011-12	159	6	4/30
2012-13	171	5	15/30

OVERALL			
Season	ADV	SHGF	RANK
2001-02	345	17	1/27
2002-03	402	16	4/28
2003-04	363	7	21/28
2004-05	399	13	6/28
2005-06	470	12	15/27
2006-07	430	9	18/27
2007-08	401	10	13/29
2008-09	378	11	11/29
2009-10	329	12	7/29
2010-11	345	11	7/30
2011-12	332	15	1/30
2012-13	339	13	3/30

SHORTHANDED GOALS AGAINST

HOME			
Season	ADV	SHGA	RANK
2001-02	170	2	5/27
2002-03	211	3	10/28
2003-04	170	3	10/28
2004-05	238	9	27/28
2005-06	209	6	18/27
2006-07	200	4	4/27
2007-08	182	4	9/29
2008-09	175	3	10/29
2009-10	146	3	6/29
2010-11	198	3	13/30
2011-12	154	2	7/30
2012-13	161	4	19/30

ROAD			
Season	ADV	SHGA	RANK
2001-02	164	8	21/27
2002-03	208	10	26/28
2003-04	178	5	12/28
2004-05	221	8	27/28
2005-06	240	3	1/27
2006-07	219	8	21/27
2007-08	184	2	3/29
2008-09	183	5	16/29
2009-10	153	2	3/29
2010-11	186	5	22/30
2011-12	149	3	7/30
2012-13	133	3	12/30

OVERALL			
Season	ADV	SHGA	RANK
2001-02	334	10	15/27
2002-03	419	13	20/28
2003-04	348	8	10/28
2004-05	459	17	27/28
2005-06	449	9	6/27
2006-07	419	12	13/27
2007-08	366	6	4/29
2008-09	358	8	9/29
2009-10	299	5	4/29
2010-11	384	8	16/30
2011-12	303	5	5/30
2012-13	294	7	11/30

LEADERS BY SEASON

GAMES PLAYED

Season	Player(s)	GP
2001-02	Joe Corvo	80
2002-03	Yanick Lehoux	78
2003-04	Jeff Giuliano	80
2004-05	Chris Schmidt	80
2005-06	Marty Wilford	79
2006-07	Matt Moulson	77
2007-08	Trevor Lewis, David Meckler	76
2008-09	Vladimir Dravecky	80
2009-10	Slava Voynov	79
2010-11	Justin Azevedo	79
2011-12	Andrew Campbell, Thomas Hickey	76
2012-13	Brandon Kozun, Linden Vey	74

GOALS

Season	Player(s)	Goals
2001-02	Derek Bekar	27
2002-03	Eric Healey	42
2003-04	Pavel Rosa	39
2004-05	Michael Cammalleri	46
2005-06	Brad Smyth	27
2006-07	Matt Moulson	25
2007-08	Brian Boyle	31
2008-09	Matt Moulson	21
2009-10	Corey Elkins	21
2010-11	Bud Holloway	28
2011-12	Justin Azevedo	28
2012-13	Tyler Toffoli	28

ASSISTS

Season	Player(s)	Assists
2001-02	Joe Corvo	37
2002-03	Steve Kelly	44
2003-04	Steve Kelly, Pavel Rosa	49
2004-05	Michael Cammalleri	63
2005-06	Brad Smyth	37
2006-07	Noah Clarke, T.J. Kemp	33
2007-08	Teddy Purcell	58
2008-09	Marty Murray	39
2009-10	Bud Holloway	28
2010-11	Slava Voynov	36
2011-12	Patrick Mullen	28
2012-13	Linden Vey	45

POINTS

Season	Player(s)	Points
2001-02	Eric Healey	58
2002-03	Eric Healey	73
2003-04	Pavel Rosa	88
2004-05	Michael Cammalleri	109
2005-06	Brad Smyth	64
2006-07	Noah Clarke, Matt Moulson	57
2007-08	Teddy Purcell	83
2008-09	Marty Murray	54
2009-10	Bud Holloway	47
2010-11	Bud Holloway	61
2011-12	Justin Azevedo	50
2012-13	Linden Vey	67

POWER PLAY GOALS

Season	Player(s)	PPG
2001-02	Joe Corvo, Ted Donato	7
2002-03	Eric Healey	14
2003-04	Scott Barney, Pavel Rosa	8
2004-05	Michael Cammalleri	17
2005-06	Brad Smyth	8
2006-07	Noah Clarke, Matt Moulson	11
2007-08	Brian Boyle	16
2008-09	Matt Moulson	11
2009-10	Corey Elkins	8
2010-11	Bud Holloway	14
2011-12	Justin Azevedo, Brandon Kozun	7
2012-13	Brandon Kozun	7

SHORTHANDED GOALS

Season	Player(s)	SHG
2001-02	Derek Bekar	4
2002-03	Derek Bekar	4
2003-04	Jeff Giuliano, Troy Milam, George Parros, Jerred Smithson, Dan Welch*	1
2004-05	Noah Clarke	4
2005-06	Petr Kanko	4

GAME-WINNING GOALS

Season	Player(s)	GWG
2001-02	Ted Donato	5
2002-03	Eric Healey	10
2003-04	Michael Cammalleri, Pavel Rosa	6
2004-05	Tom Kostopoulos	8
2005-06	Matt Ryan	5
2006-07	Noah Clarke, Gabe Gauthier	5
2007-08	Brian Boyle	6
2008-09	Teddy Purcell	6
2009-10	Bud Holloway, Oscar Moller, John Zeiler	5
2010-11	Justin Azevedo	8
2011-12	Marc-Andre Cliche	5
2012-13	Brandon Kozun	7

FIRST GOALS

Season	Player(s)	FG
2001-02	Derek Bekar	7
2002-03	Eric Healey	10
2003-04	Steve Kelly, Pavel Rosa	6
2004-05	Brad Smyth	10
2005-06	Konstantin Pushkarev	7
2006-07	Patrick O'Sullivan	6
2007-08	Brian Boyle	6
2008-09	Matt Moulson	7
2009-10	Corey Elkins	8
2010-11	Bud Holloway	8
2011-12	Justin Azevedo	7
2012-13	Brandon Kozun	5

SHOTS

Season	Player(s)	Shots
2001-02	Joe Corvo	234
2002-03	Pavel Rosa	232
2003-04	Pavel Rosa	310
2004-05	Michael Cammalleri	308
2005-06	Brad Smyth	220
2006-07	Noah Clarke	176
2007-08	Brian Boyle	236
2008-09	Trevor Lewis	192
2009-10	Bud Holloway	173
2010-11	Bud Holloway	206
2011-12	Justin Azevedo	170
2012-13	Tyler Toffoli	178

PLUS/MINUS

Season	Player(s)	+/-
2001-02	Jaroslav Bednar	+16
2002-03	Jerred Smithson	+16
2003-04	Pavel Rosa	+38
2004-05	Mike Weaver	+35
2005-06	Jeff Tambellini	+17
2006-07	Matt Moulson	+26
2007-08	Jeff Likens	+10
2008-09	Joe Piskula	+11
2009-10	Alec Martinez	+12
2010-11	Slava Voynov	+21
2011-12	Thomas Hickey	+16
2012-13	Tyler Toffoli	+20

PENALTY MINUTES

Season	Player(s)	PIM
2001-02	Kip Brennan	269
2002-03	Kip Brennan	195
2003-04	Joe Rullier	186
2004-05	Joe Rullier	322
2005-06	Richard Seeley	109
2006-07	Tim Jackman	143
2007-08	Paul Crosty	203
2008-09	Kevin Westgarth	165
2009-10	Kevin Westgarth	180
2010-11	Richard Clune	222
2011-12	Richard Clune	253
2012-13	Andy Andreoff	111

Season	Player(s)	SHG
2006-07	Noah Clarke, Matt Moulson	2
2007-08	Trevor Lewis, David Meckler, Brady Murray	2
2008-09	Trevor Lewis	4
2009-10	Marc-Andre Cliche	3
2010-11	Oscar Moller	4
2011-12	Stefan Legein	5
2012-13	Tyler Toffoli	3

GOALTENDING LEADERS BY SEASON

GAMES PLAYED

Season	Goaltender(s)	GP
2001-02	Travis Scott	39
2002-03	Travis Scott	50
2003-04	Adam Hauser	43
2004-05	Mathieu Garon	52
2005-06	Adam Hauser	45
2006-07	Jason LaBarbera	62
2007-08	Erik Ersberg	30
2008-09	Jonathan Bernier	54
2009-10	Jonathan Bernier	58
2010-11	Jeff Zatkoff	45
2011-12	Jeff Zatkoff	44
2012-13	Martin Jones	56

WINS

Season	Goaltender(s)	Wins
2001-02	Travis Scott	21
2002-03	Travis Scott	23
2003-04	Adam Hauser	20
2004-05	Mathieu Garon	32
2005-06	Adam Hauser	22
2006-07	Jason LaBarbera	39
2007-08	Daniel Taylor	13
2008-09	Jonathan Bernier	23
2009-10	Jonathan Bernier	30
2010-11	Martin Jones	23
2011-12	Jeff Zatkoff	21
2012-13	Martin Jones	27

SHUTOUTS

Season	Goaltender(s)	SO
2001-02	Travis Scott	6
2002-03	Travis Scott	4
2003-04	Adam Hauser	7
2004-05	Mathieu Garon	8
2005-06	Adam Hauser	3
2006-07	Jason LaBarbera	7
2007-08	Daniel Taylor	4
2008-09	Jonathan Bernier	5
2009-10	Jonathan Bernier	9
2010-11	Martin Jones	4
2011-12	Jeff Zatkoff	3
2012-13	Martin Jones	5

GOALS-AGAINST-AVERAGE

Season	Goaltender(s)	GAA
2001-02	Travis Scott	2.30
2002-03	Cristobal Huet	2.29
2003-04	Adam Hauser	1.94
2004-05	Adam Hauser	1.93
2005-06	Adam Hauser	2.56
2006-07	Jason LaBarbera	2.21
2007-08	Jonathan Quick	2.32
2008-09	Jonathan Bernier	2.40
2009-10	Jonathan Bernier	2.03
2010-11	Martin Jones	2.25
2011-12	Jeff Zatkoff	2.49
2012-13	Peter Mannino	2.47

LOSSES

Season	Goaltender(s)	Losses
2001-02	Marcel Cousineau, Travis Scott	12
2002-03	Travis Scott	19
2003-04	Adam Hauser	15
2004-05	Mathieu Garon	14
2005-06	Adam Hauser	17
2006-07	Jason LaBarbera	20
2007-08	Erik Ersberg	13
2008-09	Jonathan Bernier	24
2009-10	Jonathan Bernier	21
2010-11	Jeff Zatkoff	17
2011-12	Jeff Zatkoff, Martin Jones	17
2012-13	Martin Jones	25

SHOOTOUT LOSSES/TIES

Season	Goaltender(s)	SOL/T
2001-02	Stephane Fiset	6
2002-03	Cristobal Huet, Travis Scott	5
2003-04	Adam Hauser	7
2004-05	Mathieu Garon	4
2005-06	Adam Hauser	2
2006-07	Jason LaBarbera	1
2007-08	Erik Ersberg, Daniel Taylor	2
2008-09	Jonathan Bernier	4
2009-10	Jonathan Bernier	6
2010-11	Jeff Zatkoff	5
2011-12	Martin Jones	2
2012-13	Martin Jones	4

SAVES

Season	Goaltender(s)	SVS
2001-02	Travis Scott	1095
2002-03	Travis Scott	1360
2003-04	Adam Hauser	1022
2004-05	Mathieu Garon	1338
2005-06	Adam Hauser	1260
2006-07	Jason LaBarbera	1862
2007-08	Erik Ersberg	653
2008-09	Jonathan Bernier	1311
2009-10	Jonathan Bernier	1707
2010-11	Jeff Zatkoff	1142
2011-12	Jeff Zatkoff	1161
2012-13	Martin Jones	1601

SAVE PERCENTAGE

Season	Goaltender(s)	SV%
2001-02	Travis Scott	0.930
2002-03	Cristobal Huet	0.922
2003-04	Adam Hauser	0.926
2004-05	Adam Hauser	0.933
2005-06	Yutaka Fukufuji	0.923
2006-07	Jason LaBarbera	0.933
2007-08	Jonathan Quick	0.922
2008-09	Jonathan Quick	0.919
2009-10	Jonathan Bernier	0.936
2010-11	Martin Jones	0.924
2011-12	Jeff Zatkoff	0.920
2012-13	Martin Jones, Peter Mannino	0.919

HAT TRICKS & PENALTY SHOTS

HAT TRICKS - 24

Player	Vs	Score	Date
Armstrong, Derek	Lowell	6-3 W	Oct. 12, 2002
Healey, Eric	Saint John	7-4 W	Dec. 21, 2002
Healey, Eric	Saint John	5-1 W	Feb. 15, 2003
Healey, Eric	St. John's	6-2 W	Feb. 17, 2003
Clarke, Noah	Springfield	5-2 W	Nov. 23, 2003
Rosa, Pavel	Lowell	4-1 W	Jan. 4, 2004
Cammalleri, Michael	Norfolk	5-3 W	Mar. 26, 2004
Lehoux, Yanick	WB/Scranton	7-3 W	Oct. 16, 2004
Brown, Dustin	Albany	5-2 W	Nov. 6, 2004
Cammalleri, Michael	Lowell	5-4 W	Nov. 19, 2004
Pushkarev, Konstantin	San Antonio	6-1 W	Feb. 8, 2006
O'Sullivan, Patrick	Toronto	5-0 W	Nov. 18, 2006

Player	Vs	Score	Date
Moulson, Matt	Albany	5-1 W	Mar. 30, 2007
Lewis, Trevor	Chicago	7-4 W	Dec. 8, 2007
Boyle, Brian	Bridgeport	5-1 W	Dec. 22, 2007
Gauthier, Gabe	Worcester	3-2 OTW	Dec. 29, 2007
Moulson, Matt	Lowell	7-2 W	Feb. 21, 2009
Loktionov, Andrei	Albany	6-3 W	Oct. 3, 2009
Holloway, Bud	Portland	4-3 W	Dec. 17, 2010
King, Dwight	Norfolk	4-0 W	Mar. 25, 2011
Cliche, Marc-Andre	Springfield	5-2 W	Oct. 7, 2011
Azevedo, Justin	Portland	5-2 W	Mar. 10, 2012
Toffoli, Tyler	Portland	5-1 W	Nov. 20, 2012
Toffoli, Tyler	Portland	5-3 W	Dec. 22, 2012

HAT TRICKS VS. MONARCHS - 20

Player	Vs	Score	Date
Ritchie, Byron	Lowell	4-3 L	Feb. 2, 2002
Tripp, John	Hartford	8-7 W	Oct. 5, 2002
Ekman, Nils	Hartford	4-2 L	Jan. 31, 2003
Panzer, Jeff	Worcester	7-6 L	Mar. 30, 2003
Skalde, Jarrod	Utah	6-0 L	Dec. 19, 2003
LaCouture, Dan	Providence	5-3 W	Jan. 1, 2005
Lundmark, Jamie	Hartford	4-2 L	Mar. 2, 2005
Darche, Mathieu	Worcester	6-4 L	Dec. 22, 2006
MacLean, Donald	San Antonio	5-4 W	Jan. 21, 2007
Byers, Dane	Hartford	5-4 L	Mar. 31, 2007

Player	Vs	Score	Date
Gionta, Stephen	Lowell	6-3 L	Dec. 2, 2007
Mondou, Benoit	Lowell	7-3 L	Feb. 26, 2008
Mancari, Mark	Portland	6-3 L	Oct. 11, 2008
Ryan, Michael	Albany	7-1 L	Dec. 12, 2008
DaSilva, Dan	Worcester	5-2 L	Feb. 14, 2010
Wick, Roman	Binghamton	4-2 L	Jan. 22, 2011
Ullstrom, David	Bridgeport	4-2 L	Feb. 20, 2011
Caron, Jordan	Providence	4-3 L	Oct. 19, 2012
Schenn, Brayden	Adirondack	4-1 L	Nov. 14, 2012
Audy-Marchessault, Jonathan	Springfield	7-5 L	Jan. 15, 2013

PENALTY SHOTS FOR - 33

Date	Opponent	Result
December 5, 2001	Saint John	Rob Valicevic failed vs. Levente Szuper at 15:27 of the 3rd period, 4-3OTL
December 27, 2003	Worcester	Chris Schmidt scored vs. Reinhard Divis at 2:23 of the 2nd period, 6-4 W
February 28, 2004	Utah	Jeff Giuliano failed vs. Jason Bacashihua at 17:49 of the 1st period, 3-2 OTL
April 7, 2004	Springfield	Yanick Lehoux failed vs. David LeNeve at 6:14 of the 3rd period, 6-1 W
April 11, 2004	Worcester	Jeff Giuliano failed vs. Jake Moreland at 18:59 of the 2nd period, 3-2 L
November 28, 2004	Lowell	Michael Cammalleri failed vs. Brent Krahn at 13:16 of the 1st period, 5-4 W
December 3, 2004	Providence	Dustin Brown failed vs. Hannu Toivonen at 13:24 of the 3rd period, 3-2 W
January 1, 2005	Providence	Jason Holland scored vs. Cody Rukowsky at 11:42 of the 3rd period, 5-3 W
January 21, 2005	Binghamton	Chris Schmidt failed vs. Ray Emery at 11:36 of the 2nd period, 4-1 L
January 30, 2005	Lowell	Noah Clarke scored vs. Cam Ward at 14:37 of the 2nd period, 3-2 SOL
February 11, 2005	Providence	Dan Welch failed vs. Hannu Toivonen at 15:59 of the 1st period, 3-0 L
February 18, 2005	Lowell	Michael Cammalleri failed vs. Cam Ward at 19:22 of the 3rd period, 3-2 L
February 26, 2005	Hartford	Matt Ryan scored vs. Steve Valiquette at 14:22 of the 2nd period, 4-1 W
March 12, 2005	Springfield	Ryan Kinasewich failed vs. Brian Eklund at 1:42 of the 3rd period, 6-3 W
April 2, 2005	Springfield	Matt Ryan failed vs. Brian Eklund at 5:51 of the 3rd period, 3-2 OTW
April 6, 2005	Portland	Brad Smyth failed vs. Kirk Daubenspeck at 19:36 of the 2nd period, 5-4 OTW
April 15, 2005	Lowell	George Parros failed vs. Cam Ward at 11:11 of the 1st period, 4-1 L
October 22, 2005	Houston	Connor James failed vs. Josh Harding at 6:41 of the 1st period, 2-1 OTW
November 5, 2005	Norfolk	Konstantin Pushkarev failed vs. Adam Munro at 5:34 of the 3rd period, 4-2 L
December 14, 2005	Hartford	Brad Smyth failed vs. Al Montoya at 5:04 of the 2nd period, 4-1 L
January 12, 2007	Portland	Mike Weaver failed vs. Mike Wall at 14:35 of the 3rd period, 2-1 W
November 10, 2007	Lowell	Troy Milam failed vs. Jordan Parise at 13:37 of the 1st period, 5-3 L
January 4, 2009	Lowell	David Meckler failed vs. Jeff Frazee at 6:40 of the 3rd period, 4-1 L
January 18, 2009	Portland	Trevor Lewis failed vs. Jhonas Enroth at 19:59 of the 2nd period, 3-2 W
April 4, 2009	Worcester	Matt Moulson failed vs. Thomas Greiss at 19:54 of the 3rd period, 3-2 L
October 30, 2009	Providence	Oscar Moller scored vs. Dany Sabourin at 18:09 of the 3rd period, 2-1 W
October 16, 2010	Providence	Brandon Kozun scored vs. Nolan Schaefer at 19:26 of the 2nd period, 5-2 W
October 16, 2010	Providence	Justin Azevedo failed vs. Nolan Schaefer at 3:50 of the 3rd period, 5-2 W
November 21, 2010	Providence	David Meckler failed vs. Michael Hutchinson at 13:33 of the 2nd period, 4-1 L
December 19, 2010	Worcester	Corey Elkins failed vs. Alex Stalock at 2:47 of the 3rd period, 2-1 W
January 1, 2011	Springfield	Andrei Loktionov failed vs. Gustaf Wesslau at 6:41 of the 3rd period, 3-1 L
March 12, 2011	Bridgeport	Oscar Moller scored vs. Joel Martin at 17:52 of the 2nd period, 7-0 W
December 16, 2011	St. John's	Dwight King failed vs. David Aebischer at 16:59 of the 1st period, 4-2 L

The Monarchs have scored seven goals on 33 opportunities (21.21%).

PENALTY SHOTS AGAINST - 24

Date	Opponent	Result
February 10, 2002	Saint John	Jason Morgan scored vs. Stephane Fiset at 15:49 of the 2nd period, 3-1 W
December 6, 2002	Albany	Scott Cameron scored vs. Cristobal Huet at 20:00 of the 2nd period, 4-3 L
February 26, 2003	Norfolk	Igor Korolev scored vs. Travis Scott at 6:14 of the 2nd period, 3-3 T
March 13, 2004	Philadelphia	P.J. Stock failed vs. Mathieu Chouinard at 19:22 of the 2nd period, 3-1 W
March 26, 2004	Norfolk	Igor Radulov scored vs. Milan Hnilek at 1:20 of the 1st period, 5-3 W
November 4, 2005	Bridgeport	Rob Collins scored vs. Adam Hauser at 15:47 of the 1st period, 7-5 W
November 23, 2005	Portland	Kip Brennan failed vs. Adam Hauser at 7:49 of the 2nd period, 5-4 SOL
April 1, 2006	Hamilton	Duncan Milroy scored vs. Adam Hauser at 2:32 of overtime, 2-1 OTL
November 12, 2006	Norfolk	Carl Corazzini failed vs. Barry Brust at 14:04 of the 2nd period, 2-1 OTL
November 15, 2006	Toronto	John Mitchell failed vs. Jason LaBarbera at 3:11 of the 2nd period, 4-2 W
December 27, 2006	Lowell	Ryan J. Murphy failed vs. Jason LaBarbera at 3:20 of the 2nd period, 3-1 W
February 21, 2007	Binghamton	Josh Hennessy scored vs. Jason LaBarbera at 3:46 of the 3rd period, 3-2 L
March 3, 2007	Portland	Drew Miller failed vs. Barry Brust at 11:02 of the 1st period, 5-1 W
November 9, 2007	Hartford	Pierre-Alexandre Parenteau failed vs. Erik Ersberg at 17:36 of the 3rd period, 5-4 L
March 23, 2008	Springfield	Jacob Mifflin failed vs. Jonathan Quick at 14:51 2nd period, 4-2 W
January 9, 2009	Norfolk	Justin Keller failed vs. Jonathan Bernier at 10:42 of the 3rd period, 4-3 L
April 1, 2009	Lowell	Matt Halischuck failed vs. Jonathan Bernier at 13:03 of the 3rd period, 3-2 SOW
April 5, 2009	Providence	Brad Marchand failed vs. Daniel Taylor at 8:17 of the 1st period, 3-2 L
April 11, 2010	Springfield	Colin McDonald failed vs. Jean-Francois Berube at 17:11 of the 2nd period, 7-3 L
February 27, 2011	Worcester	Jamie McGinn failed vs. Martin Jones at 0:59 of the 1st period, 5-2 L
January 20, 2012	WB/Scranton	Ben Street failed vs. Martin Jones at 12:53 of the 3rd period, 4-1 L
February 10, 2012	Worcester	Tim Kennedy failed vs. Jeff Zatko at 11:47 of the first period, 3-1 W
February 23, 2012	WB/Scranton	Jason Williams failed vs. Jeff Zatko at 14:29 of the 2nd period, 7-6 SOL
February 22, 2013	Worcester	Daniil Tarasov failed vs. Martin Jones at 4:17 of the 3rd period, 7-2 W
The Monarchs have allowed seven goals on 24 opportunities (70.8%).		



Grow with the Pros!

VISIT PHPA.com

Your source for PHPA news, officially licensed collectors items, and PHPA merchandise.

★ PROUD TO REPRESENT PLAYERS IN THE AHL, CHL, AND ECHL ★

SHUTOUTS

SHUTOUTS FOR - 92

Goaltender	Vs	Score	Date
Scott, Travis	Saint John	1-0	December 22, 2001
Scott, Travis	Portland	3-0	December 23, 2001
Scott, Travis	Bridgeport	3-0	December 28, 2001
Scott, Travis	Providence	3-0	February 18, 2002
Cousineau, Marcel	Norfolk	2-0	March 2, 2002
Scott, Travis	Worcester	4-0	March 16, 2002
Scott, Travis	Lowell	2-0	April 6, 2002
Huet, Cristobal	Lowell	3-0	January 21, 2003
Scott, Travis	Lowell	2-0	March 14, 2003
Scott, Travis	Norfolk	3-0	March 19, 2003
Scott, Travis	Providence	3-0	March 21, 2003
Scott, Travis	Bridgeport	3-0	March 29, 2003
Hauser, Adam	Providence	3-0	October 26, 2003
Hauser, Adam	Norfolk	5-0	November 2, 2003
Hauser, Adam	Providence	7-0	November 29, 2003
Choinard, Mathieu	Hartford	4-0	December 28, 2003
Choinard, Mathieu	Portland	6-0	January 17, 2004
Choinard, Mathieu	Hartford	2-0	January 24, 2004
Choinard, Mathieu	Albany	3-0	February 14, 2004
Hnilicka, Milan	Lowell	3-0	February 18, 2004
Hauser, Adam	Binghamton	2-0	February 23, 2004
Hauser, Adam	Portland	0-0	February 25, 2004
Hauser, Adam	Springfield	3-0	March 10, 2004
Hauser, Adam	Hershey	3-0	March 27, 2004
Hauser, Adam	Utah	5-0	October 23, 2004
Garon, Mathieu	Bridgeport	5-0	October 29, 2004
Garon, Mathieu	Portland	3-0	October 31, 2004
Garon, Mathieu	Springfield	2-0	November 12, 2004
Hauser, Adam	Hershey	5-0	November 13, 2004
Garon, Mathieu	Worcester	6-0	November 18, 2004
Hauser, Adam	Portland	6-0	November 26, 2004
Hauser, Adam	Providence	2-0	December 4, 2004
Hauser, Adam	Utah	6-0	December 28, 2004
Garon, Mathieu	Worcester	2-0	January 19, 2005
Garon, Mathieu	Springfield	3-0	February 4, 2005
Garon, Mathieu	Providence	1-0	March 20, 2005
Garon, Mathieu	Portland	3-0	March 25, 2005
Hauser, Adam	Albany	3-0	December 16, 2005
Hauser, Adam	Lowell	3-0	December 17, 2005
Brust, Barry	Springfield	4-0	December 30, 2005
Brust, Barry	Albany	1-0	January 14, 2006
Hauser, Adam	Albany	2-0	April 8, 2006
LaBarbera, Jason	Toronto	5-0	November 18, 2006
LaBarbera, Jason	Portland	3-0	November 26, 2006
LaBarbera, Jason	Lowell	2-0	December 8, 2006
LaBarbera, Jason	Springfield	3-0	December 31, 2006

SHUTOUTS AGAINST - 47

Goaltender	Vs	Score	Date
Szuper, Levente	Saint John	4-0	December 29, 2001
Hirsch, Corey	Portland	5-0	February 3, 2002
Divis, Reinhard	Worcester	6-0	March 10, 2002
Charpentier, Sebastian	Portland	4-0	November 10, 2002
Szuper, Levente	Saint John	1-0	December 28, 2002
Ouellet, Maxime	Portland	4-0	January 24, 2003
Sanford, Curtis	Worcester	3-0	February 22, 2003
Osae, Phil	Hartford	2-0	October 25, 2003
Thompson, Billy	Binghamton	2-0	November 21, 2003
Ellis, Dan	Utah	6-0	December 19, 2003
LaBarbera, Jason	Hartford	5-0	January 11, 2004
Ouellet, Maxime	Portland	2-0	January 16, 2004
Pelletier, Jean-Marc	Springfield	4-0	February 6, 2004
Ouellet, Maxime	Portland	0-0	February 25, 2004
Thomas, Tim	Providence	1-0	March 20, 2004
Niittymaki, Antero	Philadelphia	1-0	December 17, 2004
Toivonen, Hannu	Providence	3-0	February 11, 2005
Coleman, Gerald	Springfield	1-0	December 3, 2005
Cassivi, Frederic	Hershey	2-0	February 18, 2006
Chiodo, Andy	WB/Scranton	2-0	March 11, 2006
Hume, Jani	Portland	3-0	March 29, 2006
Finley, Brian	Providence	1-0	October 14, 2006
Vaiquette, Steve	Hartford	3-0	December 2, 2006
Toivonen, Hannu	Providence	5-0	March 18, 2007

Goaltender	Vs	Score	Date
LaBarbera, Jason	Portland	6-0	January 17, 2007
LaBarbera, Jason	Lowell	2-0	February 9, 2007
Brust, Barry	Worcester	3-0	February 10, 2007
LaBarbera, Jason	Providence	1-0	February 23, 2007
Brust, Barry	Lowell	4-0	March 24, 2007
Fukufuji, Yutaka	Springfield	7-0	April 13, 2007
Ersberg, Erik	Portland	4-0	December 14, 2007
Taylor, Daniel	Milwaukee	1-0	January 18, 2008
Taylor, Daniel	Worcester	2-0	January 23, 2008
Taylor, Daniel	Lowell	4-0	January 25, 2008
Quick, Jonathan	Lowell	1-0	March 16, 2008
Taylor, Daniel	Portland	2-0	March 26, 2008
Quick, Jonathan	Norfolk	4-0	March 28, 2008
Quick, Jonathan	Providence	2-0	April 11, 2008
Bernier, Jonathan	Lake Erie	1-0	November 22, 2008
Bernier, Jonathan	Lowell	3-0	January 30, 2009
Bernier, Jonathan	Hartford	1-0 OT	March 6, 2009
Bernier, Jonathan	Lowell	3-0	March 24, 2009
Bernier, Jonathan	Springfield	3-0	April 3, 2009
Bernier, Jonathan	Portland	4-0	October 17, 2009
Bernier, Jonathan	Bridgeport	2-0	October 23, 2009
Zatkoff, Jeff	Providence	3-0	October 24, 2009
Bernier, Jonathan	Providence	2-0	December 13, 2009
Bernier, Jonathan	Lowell	2-0	December 19, 2009
Zatkoff, Jeff	Providence	2-0	December 27, 2009
Bernier, Jonathan	Providence	2-0	January 29, 2010
Bernier, Jonathan	Hartford	2-0	January 30, 2010
Bernier, Jonathan	Syracuse	2-0	February 13, 2010
Bernier, Jonathan	Providence	4-0	February 20, 2010
Bernier, Jonathan	Providence	2-0	April 3, 2010
Jones, Martin	Bridgeport	1-0	November 20, 2010
Jones, Martin	Connecticut	3-0	January 2, 2011
Jones, Martin	Albany	4-0	February 5, 2011
Jones, Martin	Springfield	5-0	February 22, 2011
Zatkoff, Jeff	Bridgeport	5-0	February 26, 2011
Zatkoff, Jeff	Bridgeport	7-0	March 12, 2011
Zatkoff, Jeff	Norfolk	4-0	March 25, 2011
Zatkoff, Jeff	Springfield	3-0	March 9, 2012
Zatkoff, Jeff	St. John's	3-0	March 18, 2012
Zatkoff, Jeff	Portland	5-0	March 24, 2012
Jones, Martin	Worcester	4-0	March 31, 2012
Jones, Martin	Binghamton	4-0	October 28, 2012
Jones, Martin	Worcester	1-0 SOL	November 4, 2012
Jones, Martin	Providence	3-0	November 10, 2012
Jones, Martin	Providence	3-0	January 23, 2013
Jones, Martin	Worcester	3-0	April 14, 2013

Goaltender	Vs	Score	Date
McKee, Dave	Portland	3-0	March 28, 2007
Sigalet, Jordan	Providence	1-0	April 15, 2007
Regan, Kevin	Providence	3-0	April 12, 2008
Enroth, Jhonas	Portland	4-0	November 30, 2008
Desjardins, Cedrick	Hamilton	2-0	December 19, 2008
Tokarski, Dustin	Norfolk	2-0	October 10, 2009
Johnson, Chad	Hartford	2-0	November 13, 2009
Enroth, Jhonas	Portland	2-0	December 2, 2009
McKenna, Mike	Lowell	5-0	February 19, 2010
Enroth, Jhonas	Portland	4-0	March 12, 2010
Lalande, Kevin	Syracuse	2-0	March 17, 2010
Munroe, Scott	Bridgeport	2-0	April 10, 2010
Dalton, Matt	Providence	3-0	January 7, 2011
Grumet-Morris, Dov	Connecticut	1-0	March 18, 2011
Hutton, Carter	Worcester	2-0	April 1, 2011
Mannino, Peter	St. John's	1-0	October 8, 2011
Talbot, Cam	Connecticut	5-0	October 21, 2011
Khudobin, Anton	Providence	1-0	November 11, 2011
Poulin, Kevin	Bridgeport	4-0	January 4, 2012
Zatkoff, Jeff	WB/Scranton	3-0	November 2, 2012
Stalock, Alex	Worcester	1-0	November 4, 2012
Nilsson, Andres	Bridgeport	4-0	November 17, 2012
Missiaen, Jason	Connecticut	3-0	March 16, 2013



TheAHL.com

STAY CONNECTED

THEAHL.COM IS YOUR ONE-STOP SOURCE FOR ALL THE LATEST HIGHLIGHTS, NEWS, STATS AND LIVE UPDATES FOR ALL 30 TEAMS.



TALK

Join the conversation and get behind-the-scenes access via AHL social media.



WATCH

Don't miss a minute with live game streaming on AHLLive.com.



WEAR

Look like the pros with apparel and AHL memorabilia only available at AHLStore.com and AHL Authentic.



ALL-TIME LEADERS

MOST GAMES PLAYED

SEASON

	Player	GP	Season
1	Corvo, Joe	80	2001-02
	Giuliano, Jeff	80	2003-04
	Schmidt, Chris	80	2004-05
5	Dravecky, Vladimir	80	2008-09
	Brown, Dustin	79	2004-05
	Cammalleri, Michael	79	2004-05
	Weaver, Mike	79	2004-05
	Wilford, Marty	79	2005-06
	Voynov, Slava	79	2009-10
	Azevedo, Justin	79	2010-11

MOST GOALS

SEASON

	Player	Goals	Season
1	Cammalleri, Michael	46	2004-05
2	Healey, Eric	42	2002-03
3	Rosa, Pavel	39	2003-04
4	Boyle, Brian	31	2007-08
5	Brown, Dustin	29	2004-05
6	Rosa, Pavel	28	2002-03
	Moulson, Matt	28	2007-08
	Holloway, Bud	28	2010-11
	Azevedo, Justin	28	2011-12
	Toffoli, Tyler	28	2012-13

MOST ASSISTS

SEASON

	Player	Assists	Season
1	Cammalleri, Michael	63	2004-05
2	Purcell, Teddy	58	2007-08
3	Kelly, Steve	49	2003-04
	Rosa, Pavel	49	2003-04
	Kostopoulos, Tom	46	2004-05
6	Brown, Dustin	45	2004-05
	Vey, Linden	45	2012-13
8	Kelly, Steve	44	2002-03
	Grebeshkov, Denis	44	2004-05
10	Murray, Marty	41	2006-07

MOST POINTS

SEASON

	Player	Points	Season
1	Cammalleri, Michael	109	2004-05
2	Rosa, Pavel	88	2003-04
3	Purcell, Teddy	83	2007-08
4	Brown, Dustin	74	2004-05
5	Healey, Eric	73	2002-03
6	Kostopoulos, Tom	71	2004-05
7	Kelly, Steve	70	2003-04
8	Vey, Linden	67	2012-13
9	Smyth, Brad	64	2005-06
10	Two players tied at	63	

MOST PENALTY MINUTES

SEASON

	Player	PIM	Season
1	Rullier, Joe	322	2004-05
2	Brennan, Kip	269	2001-02
3	Clune, Richard	253	2011-12
4	Parros, George	247	2004-05
5	Clune, Richard	222	2010-11
6	Crosty, Paul	203	2007-08
7	Brennan, Kip	195	2002-03
8	Westgarth, Kevin	191	2007-08
9	Johnson, Justin	187	2011-12
10	Two players tied at	186	

CAREER

	Player	GP	Season
1	Meckler, David	381	2007-13
2	Campbell, Andrew	345	2008-13
3	Cliche, Marc-Andre	341	2007-13
4	Rullier, Joe	284	2001-06
5	Giuliano, Jeff	273	2002-08
6	Gauthier, Gabe	270	2006-10
7	Clarke, Noah	267	2002-07
8	Ryan, Matt	266	2004-08
	Voynov, Slava	266	2008-13
10	Nolan, Doug	260	2002-07, 2009-10

CAREER

	Player	Goals	Season
1	Clarke, Noah	85	2002-07
2	Meckler, David	77	2007-13
3	Moulson, Matt	74	2006-09
4	Azevedo, Justin	72	2008-12
5	Cammalleri, Michael	71	2002-05
6	Kozun, Brandon	69	2010-13
7	Cliche, Marc-Andre	68	2007-13
8	Rosa, Pavel	67	2002-04
9	Healey, Eric	66	2001-03
10	Lehoux, Yanick	63	2002-06

CAREER

	Player	Assists	Season
1	Gauthier, Gabe	122	2006-10
2	Kelly, Steve	114	2001-04
	Clarke, Noah	114	2002-07
4	Cammalleri, Michael	97	2002-05
5	Azevedo, Justin	94	2008-12
6	Lehoux, Yanick	86	2002-06
	Moulson, Matt	86	2006-09
8	Rosa, Pavel	84	2002-04
9	Cliche, Marc-Andre	83	2007-13
10	Three players tied at	81	

CAREER

	Player	Points	Season
1	Clarke, Noah	199	2002-07
2	Gauthier, Gabe	179	2006-10
3	Cammalleri, Michael	168	2002-05
4	Azevedo, Justin	166	2007-12
5	Kelly, Steve	164	2001-04
6	Moulson, Matt	160	2006-09
7	Rosa, Pavel	151	2002-04
	Cliche, Marc-Andre	151	2007-13
9	Kozun, Brandon	150	2010-13
10	Lehoux, Yanick	149	2002-06

CAREER

	Player	PIM	Season
1	Rullier, Joe	844	2001-06
2	Clune, Richard	786	2008-13
3	Westgarth, Kevin	580	2006-10
4	Finn, Ryan	522	2001-06
5	Brennan, Kip	470	2001-04
6	Crosty, Paul	451	2006-09
7	Nolan, Doug	450	2002-07, 2009-10
8	Seeley, Richard	394	2001-04, 2005-06
9	Johnson, Justin	392	2010-13
10	Parros, George	380	2002-05

ALL-TIME LEADERS

MOST POWER PLAY GOALS

SEASON

Player	PPG	Season
1 Cammalleri, Michael	17	2004-05
2 Boyle, Brian	16	2007-08
3 Gauthier, Gabe	15	2007-08
4 Healey, Eric	14	2002-03
Moulson, Matt	14	2007-08
Holloway, Bud	14	2010-11
7 Purcell, Teddy	13	2007-08
8 Brown, Dustin	12	2004-05
9 Four players tied at	11	

MOST SHORTHANDED GOALS

SEASON

Player	SHG	Season
1 Legein, Stefan	5	2011-12
2 Bekar, Derek	4	2001-02
Bekar, Derek	4	2002-03
Clarke, Noah	4	2004-05
Kanko, Petr	4	2005-06
Lewis, Trevor	4	2008-09
Moller, Oscar	4	2010-11
8 Six players tied at	3	

MOST GAME-WINNING GOALS

SEASON

Player	GWG	Season
1 Healey, Eric	10	2002-03
2 Kostopoulos, Tom	8	2004-05
Azevedo, Justin	8	2010-11
4 Barney, Scott	7	2002-03
Cammalleri, Michael	7	2004-05
Kozun, Brandon	7	2012-13
7 Eight players tied at	6	

MOST SHOTS

SEASON

Player	Shots	Season
1 Rosa, Pavel	310	2003-04
2 Cammalleri, Michael	308	2004-05
3 Brown, Dustin	263	2004-05
4 Muir, Bryan	239	2003-04
5 Boyle, Brian	236	2007-08
6 Corvo, Joe	234	2001-02
7 Rosa, Pavel	232	2002-03
8 Bekar, Derek	230	2001-02
9 Smyth, Brad	220	2005-06
10 Meckler, David	211	2007-08

BEST PLUS/MINUS

SEASON

Player	+/-	Season
1 Rosa, Pavel	+38	2003-04
2 Weaver, Mike	+35	2004-05
3 Kelly, Steve	+32	2003-04
4 Kostopoulos, Tom	+30	2004-05
5 Moulson, Matt	+26	2006-07
6 Cammalleri, Michael	+25	2004-05
7 Muir, Bryan	+24	2003-04
Clarke, Noah	+24	2004-05
9 Rullier, Joe	+23	2004-05
10 Two players tied at	+21	

CAREER

Player	PPG	Season
1 Moulson, Matt	36	2006-09
2 Clarke, Noah	29	2002-07
3 Kozun, Brandon	24	2010-13
4 Holloway, Bud	23	2008-11
5 Boyle, Brian	22	2006-09
Cammalleri, Michael	22	2002-05
7 Gauthier, Gabe	21	2006-10
8 Healey, Eric	20	2001-02
Lehoux, Yanick	20	2002-06
10 Two players tied at	19	

CAREER

Player	SHG	Season
1 Bekar, Derek	8	2001-03
2 Clarke, Noah	7	2002-07
Lewis, Trevor	7	2007-10
4 Legein, Stefan	6	2011-13
5 Cliche, Marc-Andre	5	2007-13
6 Kelly, Steve	4	2001-04
Giuliano, Jeff	4	2002-08
Kanko, Petr	4	2003-08
Moller, Oscar	4	2008-11
Azevedo, Justin	4	2008-12

CAREER

Player	GWG	Season
1 Kozun, Brandon	16	2010-13
2 Azevedo, Justin	15	2008-12
3 Cliche, Marc-Andre	14	2007-13
4 Healey, Eric	13	2001-03
Cammalleri, Michael	13	2002-05
6 Rosa, Pavel	12	2002-04
Clarke, Noah	12	2002-07
8 Five players tied at	11	

CAREER

Player	Shots	Season
1 Meckler, David	868	2007-13
2 Clarke, Noah	668	2002-07
3 Cliche, Marc-Andre	638	2007-13
4 Gauthier, Gabe	586	2006-10
5 Voynov, Slava	575	2008-13
6 Rullier, Joe	569	2001-06
7 Azevedo, Justin	561	2008-12
8 Rosa, Pavel	542	2002-04
9 Moulson, Matt	510	2006-09
10 Lewis, Trevor	472	2006-10

CAREER

Player	+/-	Season
1 Clarke, Noah	+58	2002-07
2 Rullier, Joe	+54	2001-06
3 Rosa, Pavel	+48	2002-04
4 Schmidt, Chris	+41	2001-05
5 Kelly, Steve	+40	2001-04
6 Weaver, Mike	+37	2004-05, 2006-07
7 Smyth, Brad	+36	2004-06
8 Cammalleri, Michael	+34	2002-05
Grebeskov, Denis	+34	2003-06
Moulson, Matt	+34	2006-09

GOALTENDING LEADERS

MOST GAMES PLAYED

	Goaltender	GP	Season
1	LaBarbera, Jason	62	2006-07
2	Bernier, Jonathan	58	2009-10
3	Bernier, Jonathan	54	2008-09
4	Garon, Mathieu	52	2004-05
5	Scott, Travis	50	2002-03
6	Hauser, Adam	45	2005-06
	Zatkoff, Jeff	45	2010-11
8	Zatkoff, Jeff	44	2011-12
9	Hauser, Adam	43	2003-04
10	Jones, Martin	41	2011-12

	Goaltender	GP	Season
1	Jones, Martin	136	2010-13
2	Hauser, Adam	120	2003-06
3	Bernier, Jonathan	115	2007-10
4	Zatkoff, Jeff	114	2008-12
5	Scott, Travis	89	2001-04
6	LaBarbera, Jason	65	2005-07
7	Brust, Barry	53	2004-07
8	Garon, Mathieu	52	2004-05
9	Taylor, Daniel	38	2007-09
10	Quick, Jonathan	33	2007-09

MOST WINS

	Goaltender	Wins	Season
1	LaBarbera, Jason	39	2006-07
2	Garon, Mathieu	32	2004-05
3	Bernier, Jonathan	30	2009-10
4	Scott, Travis	23	2002-03
	Bernier, Jonathan	23	2008-09
	Jones, Martin	23	2010-11
7	Hauser, Adam	22	2005-06
8	Scott, Travis	21	2001-02
	Zatkoff, Jeff	21	2011-12
10	Two players tied at	20	

	Goaltender	Wins	Season
1	Jones, Martin	68	2010-13
2	Hauser, Adam	61	2003-06
3	Bernier, Jonathan	54	2007-10
4	Zatkoff, Jeff	52	2008-12
5	Scott, Travis	44	2001-03
6	LaBarbera, Jason	40	2005-07
7	Garon, Mathieu	32	2004-05
8	Brust, Barry	28	2004-07
9	Taylor, Daniel	20	2007-09
10	Quick, Jonathan	17	2007-09

MOST LOSSES

	Goaltender	Losses	Season
1	Bernier, Jonathan	24	2008-09
2	Bernier, Jonathan	21	2009-10
3	LaBarbera, Jason	20	2006-07
4	Scott, Travis	19	2002-03
5	Hauser, Adam	17	2005-06
	Zatkoff, Jeff	17	2010-11
	Zatkoff, Jeff	17	2011-12
	Jones, Martin	17	2011-12
9	Hauser, Adam	15	2003-04
10	Two players tied at	14	

	Goaltender	Losses	Season
1	Jones, Martin	54	2010-13
2	Bernier, Jonathan	46	2007-10
3	Zatkoff, Jeff	45	2008-12
4	Hauser, Adam	43	2003-06
5	Scott, Travis	31	2001-03
6	Brust, Barry	21	2004-07
	LaBarbera, Jason	21	2005-07
8	Garon, Mathieu	14	2004-05
	Ersberg, Erik	14	2007-08, 2010-11
10	Quick, Jonathan	13	2007-09

MOST TIES/SHOOTOUT LOSSES

	Goaltender	T/SOL	Season
1	Hauser, Adam	7	2003-04
2	Fiset, Stephane	6	2001-02
	Bernier, Jonathan	6	2009-10
4	Huet, Cristobal	5	2002-03
	Scott, Travis	5	2002-03
	Zatkoff, Jeff	5	2010-11
7	Garon, Mathieu	4	2004-05
	Bernier, Jonathan	4	2008-09
9	Scott, Travis	3	2001-02
10	Seven players tied at	2	

	Goaltender	T/SOL	Season
1	Bernier, Jonathan	11	2007-10
2	Hauser, Adam	9	2003-06
3	Scott, Travis	8	2001-03
4	Jones, Martin	7	2010-13
5	Fiset, Stephane	6	2001-02
	Zatkoff, Jeff	6	2008-12
7	Huet, Cristobal	5	2002-03
8	Garon, Mathieu	4	2004-05
	Taylor, Daniel	4	2007-09
10	Four players tied at	2	

GOALTENDING LEADERS

LOWEST GAA (MIN. 15 GAMES)

Goaltender	GAA	Season
1 Hauser, Adam	1.93	2004-05
2 Hauser, Adam	1.94	2003-04
3 Bernier, Jonathan	2.03	2009-10
4 Garon, Mathieu	2.12	2004-05
5 LaBarbera, Jason	2.21	2006-07
6 Chouinard, Mathieu	2.25	2003-04
Jones, Martin	2.25	2010-11
8 Huet, Cristobal	2.29	2002-03
9 Scott, Travis	2.30	2001-02
10 Quick, Jonathan	2.32	2007-08

Goaltender	GAA	Season
1 Garon, Mathieu	2.12	2004-05
2 Hauser, Adam	2.17	2003-06
3 Bernier, Jonathan	2.19	2007-10
4 Chouinard, Mathieu	2.25	2003-04
5 LaBarbera, Jason	2.26	2005-07
6 Huet, Cristobal	2.29	2002-03
7 Scott, Travis	2.39	2001-04
8 Jones, Martin	2.47	2010-13
Mannino, Peter	2.47	2012-13
10 Quick, Jonathan	2.48	2007-09

HIGHEST SAVE PERCENTAGE (MIN. 15 GAMES)

Goaltender	SV%	Season
1 Bernier, Jonathan	0.936	2009-10
2 Hauser, Adam	0.933	2004-05
LaBarbera, Jason	0.933	2006-07
4 Scott, Travis	0.930	2001-02
5 Garon, Mathieu	0.927	2004-05
6 Hauser, Adam	0.926	2003-04
7 Jones, Martin	0.924	2010-11
8 Brust, Barry	0.923	2006-07
9 Huet, Cristobal	0.922	2002-03
Quick, Jonathan	0.922	2007-08

Goaltender	SV%	Season
1 LaBarbera, Jason	0.932	2005-07
2 Garon, Mathieu	0.927	2004-05
Bernier, Jonathan	0.927	2007-10
4 Scott, Travis	0.925	2001-03
Hauser, Adam	0.925	2003-06
6 Huet, Cristobal	0.922	2002-03
7 Quick, Jonathan	0.921	2007-09
8 Jones, Martin	0.920	2010-13
9 Mannino, Peter	0.919	2012-13
10 Brust, Barry	0.918	2004-07

MOST SHUTOUTS

Goaltender	SO	Season
1 Bernier, Jonathan	9	2009-10
2 Garon, Mathieu	8	2004-05
3 Hauser, Adam	7	2003-04
LaBarbera, Jason	7	2006-07
5 Scott, Travis	6	2001-02
6 Hauser, Adam	5	2004-05
Bernier, Jonathan	5	2008-09
8 Four players tied at	4	

Goaltender	SO	Season
1 Hauser, Adam	15	2003-06
2 Bernier, Jonathan	14	2007-10
3 Scott, Travis	10	2001-03
Jones, Martin	10	2010-13
5 Garon, Mathieu	8	2004-05
Zatkoff, Jeff	8	2008-12
7 LaBarbera, Jason	7	2005-07
8 Chouinard, Mathieu	4	2003-04
Brust, Barry	4	2004-07
Taylor, Daniel	4	2007-09

MOST SAVES

Goaltender	Saves	Season
1 LaBarbera, Jason	1862	2006-07
2 Bernier, Jonathan	1707	2009-10
3 Scott, Travis	1360	2002-03
4 Garon, Mathieu	1338	2004-05
5 Bernier, Jonathan	1311	2008-09
6 Hauser, Adam	1260	2005-06
7 Zatkoff, Jeff	1161	2011-12
8 Zatkoff, Jeff	1142	2010-11
9 Scott, Travis	1095	2001-02
10 Jones, Martin	1062	2011-12

Goaltender	Saves	Season
1 Jones, Martin	3659	2010-13
2 Hauser, Adam	3120	2003-06
3 Bernier, Jonathan	3106	2007-10
4 Zatkoff, Jeff	2993	2008-12
5 Scott, Travis	2455	2001-03
6 LaBarbera, Jason	1960	2005-07
7 Brust, Barry	1429	2004-07
8 Garon, Mathieu	1338	2004-05
9 Taylor, Daniel	921	2007-09
10 Quick, Jonathan	915	2007-09

MULTI-POINT GAMES, VS. & GOALIE RECORDS

FIVE-POINT GAMES - 3

Player	PTS	VS	Score	Date
Aulin, Jared	5a	Saint John	7-4 W	December 21, 2002
Moller, Oscar	1g + 4a	Providence	7-3 W	December 31, 2010
Azevedo, Justin	4g + 1a	Portland	5-2 W	March 10, 2012

FOUR-POINT GAMES - 29

Player	PTS	VS	Score	Date
Jackson, Dane	1g + 3a	Bridgeport	5-2 W	Oct. 19, 2001
Donato, Ted	4a	Worcester	4-1 W	Dec. 7, 2001
Healey, Eric	2g + 2a	Quebec	5-5 T	Dec. 14, 2001
Kelly, Steve	1g + 3a	Providence	7-4 W	Jan. 9, 2002
Thomas, Scott	2g + 2a	Springfield	8-4 W	Feb. 20, 2002
Healey, Eric	1g + 3a	Springfield	6-1 W	Oct. 23, 2002
Healey, Eric	3g + 1a	Saint John	7-4 W	Dec. 21, 2002
Kelly, Steve	4a	St. John's	6-2 W	Feb. 17, 2003
Rosa, Pavel	2g + 2a	Providence	5-3 W	Mar. 16, 2003
Kelly, Steve	4a	Lowell	4-1 W	Jan. 4, 2004
Cammalleri, Michael	3g + 1a	Norfolk	5-3 W	Mar. 26, 2004
Cammalleri, Michael	2g + 2a	Providence	4-2 W	Mar. 6, 2005
Daigle, Alexandre	2g + 2a	Toronto	6-1 W	Mar. 31, 2006
O'Sullivan, Patrick	3g + 1a	Toronto	5-0 W	Nov. 18, 2006

MONARCHS VS. AHL

Team	GP	W	L	T	OTL	SOL	PTS
Abbotsford Heat	0	0	0	0	0	0	0
Adirondack Phantoms	10	5	5	0	0	0	10
Albany Devils	6	5	1	0	0	0	10
* Albany River Rats	26	18	5	1	1	1	39
Binghamton Senators	18	9	7	0	1	1	20
Bridgeport Sound Tigers	54	30	14	3	7	0	70
Charlotte Checkers	4	2	1	0	0	1	5
Chicago Wolves	4	2	1	0	0	1	5
* Cincinnati Mighty Ducks	0	0	0	0	0	0	0
* Cleveland Barons	2	0	2	0	0	0	0
Connecticut Whale	20	9	10	0	1	0	19
* Edmonton Road Runners	0	0	0	0	0	0	0
Grand Rapids Griffins	2	1	1	0	0	0	2
Hamilton Bulldogs	6	2	2	0	2	0	6
* Hartford Wolf Pack	62	30	23	2	6	1	69
Hershey Bears	28	11	14	0	1	2	25
* Houston Aeros	4	4	0	0	0	0	8
* Iowa Chops	0	0	0	0	0	0	0
* Iowa Stars	2	0	2	0	0	0	0
Lake Erie Monsters	2	2	0	0	0	0	4
* Lowell Devils	40	21	15	0	1	3	46
* Lowell Lock Monsters	58	34	20	1	1	2	72
* Manitoba Moose	8	3	3	1	1	0	8
Milwaukee Admirals	2	2	0	0	0	0	4
Norfolk Admirals	36	16	13	2	2	3	39
Oklahoma City Barons	0	0	0	0	0	0	0
* Omaha AK-Sar-Ben Knights	2	1	1	0	0	0	2
* Peoria Rivermen	2	1	1	0	0	0	2
* Philadelphia Phantoms	12	5	6	0	0	1	11
Portland Pirates	126	63	42	6	6	9	147
Providence Bruins	112	56	43	3	3	7	125
* Quad City Flames	0	0	0	0	0	0	0
* Quebec Citadelles	10	5	4	1	0	0	11
Rochester Americans	6	2	4	0	0	0	4
Rockford IceHogs	2	1	1	0	0	0	2
* Saint John Flames	14	7	4	2	1	0	17
San Antonio Rampage	4	2	1	0	0	1	5
Springfield Falcons	100	67	23	1	6	3	144
St. John's IceCaps	16	9	7	0	0	0	18
* St. John's Maple Leafs	8	4	2	1	1	0	10
Syracuse Crunch	2	1	1	0	0	0	2
Texas Stars	0	0	0	0	0	0	0
Toronto Marlies	6	4	2	0	0	0	8
* Utah Grizzlies	8	5	1	1	1	0	12
WB/Scranton Penguins	20	6	12	0	0	2	14
* Worcester IceCats	36	18	12	4	2	0	42
Worcester Sharks	72	39	29	0	1	3	82
Totals	952	502	335	29	45	41	1119

* Defunct Team

Player	PTS	VS	Score	Date
O'Sullivan, Patrick	1g + 3a	Springfield	7-0 W	Apr. 13, 2007
Purcell, Teddy	2g + 2a	Hartford	5-4 SOW	Oct. 12, 2007
Lewis, Trevor	3g + 1a	Chicago	7-4 W	Dec. 8, 2007
Moulson, Matt	1g + 3a	Chicago	7-4 W	Dec. 8, 2007
Moulson, Matt	2g + 2a	Binghamton	5-4 SOL	Jan. 5, 2008
Purcell, Teddy	1g + 3a	Philadelphia	6-2 W	Jan. 13, 2008
Dallman, Kevin	4a	Milwaukee	5-4 W	Feb. 4, 2008
Boyle, Brian	2g + 2a	Portland	7-3 W	Mar. 22, 2008
Purcell, Teddy	2g + 2a	Lake Erie	6-2 W	Feb. 14, 2009
Azevedo, Justin	1g + 3a	Lowell	7-2 W	Feb. 21, 2009
Loktionov, Andrei	3g + 1a	Albany	6-3 W	Oct. 3, 2009
Cliche, Marc-Andre	2g + 2a	Springfield	7-2 W	Dec. 4, 2010
Azevedo, Justin	2g + 2a	Worcester	5-1 W	Mar. 25, 2012
Vey, Linden	4a	Portland	5-1 W	Nov. 20, 2012
Vey, Linden	4a	Albany	7-4 W	Jan. 11, 2013

GOALIE RECORDS

SEASON HIGHS

MOST GAMES PLAYED - 62 Jason LaBarbera (2006-07)	MOST MINUTES PLAYED - 3618:11 Jason LaBarbera (2006-07)
CONSECUTIVE APPEARANCES - 19 Travis Scott, 2/19/03 - 3/22/03 Jason LaBarbera, 11/18/06 - 12/29/06	HIGHEST SAVE PERCENTAGE - .936 Jonathan Bernier (2009-10)
MOST WINS - 39 Jason LaBarbera (2006-07)	MOST LOSSES - 25 Martin Jones (2012-13)
MOST TIES/SHOOTOUT LOSSES - 7 Adam Hauser (2003-04)	MOST SAVES - 1,862 Jason LaBarbera (2006-07)
LOWEST GAA (MIN. 15 GAMES) - 1.93 Adam Hauser (2004-05)	MOST PENALTY MINUTES - 18 Travis Scott (2001-02)
MOST SHUTOUTS - 9 Jonathan Bernier (2009-10)	LONGEST SHUTOUT STREAK - 219:37 Travis Scott, 12/15/01 - 12/29/01

GAME HIGHS

MOST GOALS ALLOWED - 7 Travis Scott vs. Lowell, 10/11/02, 7-3 L Barry Brust @ Springfield, 4/7/06, 7-4 L Daniel Taylor vs. Lowell, 2/26/08, 7-3 L Jean-Francois Berube @ Springfield, 4/11/10, 7-3 L	MOST SHOTS FACED - 61 Jason LaBarbera @ Hartford, 1/5/07, 3-2 OTW
MOST SAVES - 59 Jason LaBarbera @ Hartford, 1/5/07, 3-2 OTW	

PERIOD HIGHS

MOST GOALS ALLOWED - 5 Travis Scott vs. Lowell, 1/11/02, 1st period, 6-3 L Travis Scott @ Worcester, 3/30/03, 3rd period, 7-6 OTL Barry Brust vs. Toronto, 1/27/06, 1st period, 6-4 L Dan Cloutier @ Lowell, 12/2/07, 3rd period, 6-3 L Martin Jones vs. Springfield, 11/30/12, 3rd period, 5-4 L	MOST SHOTS FACED - 30 Jason LaBarbera @ Hartford, 1/5/07, 3rd period, 3-2 OTW
MOST SAVES - 29 Jason LaBarbera @ Hartford, 1/5/07, 3rd period, 3-2 OTW	

INDIVIDUAL RECORDS & STREAKS

INDIVIDUAL RECORDS

SEASON: MOST

GAMES PLAYED - 80

Joe Corvo (2001-02)
 Jeff Giuliano (2003-04)
 Chris Schmidt (2004-05)
 Vladimir Dravecky (2008-09)

GOALS - 46

Michael Cammalleri (2004-05)

ASSISTS - 63

Michael Cammalleri (2004-05)

POINTS - 109

Michael Cammalleri (2004-05)

GAME: MOST

GOALS - 4

Justin Azevedo @ Portland, 3/10/12, 5-2 W

ASSISTS - 5

Jared Aulin @ Saint John, 12/21/02, 7-4 W

POINTS - 5

Jared Aulin, 5 assists, @ Saint John, 12/21/02, 7-4 W
 Oscar Moller, 1 goal, 4 assists, vs. Providence, 12/31/10, 7-0 W
 Justin Azevedo, 4 goals, 1 assist, @ Portland, 3/10/12, 5-2 W

PERIOD: MOST

GOALS - 3

Noah Clarke vs. Springfield, 11/23/03, 3rd period, 5-2 W
 Pavel Rosa vs. Lowell, 1/4/04, 1st period, 4-1 W

PENALTY MINUTES - 322

Joe Rullier (2004-05)

POWER PLAY GOALS - 17

Michael Cammalleri (2004-05)

PLUS/MINUS - +38

Pavel Rosa (2003-04)

GAME-WINNING GOALS - 10

Eric Healey (2002-03)

SHOTS ON GOAL - 310

Pavel Rosa (2003-04)

SHORTHANDED GOALS - 5

Stefan Legein (2011-12)

FIRST GOALS OF THE GAME - 10

Eric Healey (2002-03)
 Brad Smyth (2004-05)

POWER PLAY GOALS - 3

Michael Cammalleri @ Lowell, 11/19/04, 5-4 SOW
 Trevor Lewis vs. Chicago, 12/8/07, 7-4 W
 Brian Boyle @ Bridgeport, 12/22/07, 5-1 W

SHORTHANDED GOALS - 2

Dane Jackson vs. Portland, 11/18/01, 5-4 W
 Derek Bekar vs. Providence, 4/5/03, 3-3 T
 Jordan Nolan vs. Worcester, 11/18/11, 3-2 OTW

PENALTY MINUTES - 37

Kip Brennan @ St. John's, 3/11/03, 3rd period, 3-2 L

ASSISTS - 4

Jared Aulin @ Saint John, 12/21/02, 1st period, 7-4 W

STREAKS

TEAM STREAKS: LONGEST

WINNING STREAK - 13

13-0-0-0, 11/6/04 - 12/4/04

WINNING STREAK AT HOME - 10

10-0-0-0, 10/15/04 - 12/4/04

WINNING STREAK ON THE ROAD - 6

6-0-0-0, 11/12/04 - 12/3/04
 6-0-0-0, 12/22/07 - 1/13/08

WINLESS STREAK - 8

0-6-0-2, 2/19/03 - 3/2/03

WINLESS STREAK AT HOME - 6

0-4-1-1, 12/16/07 - 1/9/08

WINLESS STREAK ON THE ROAD - 7

0-6-0-1, 10/20/01 - 11/13/01

LOSING STREAK - 7

0-7-0-0, 1/4/12 - 1/20/12

LOSING STREAK AT HOME - 5

0-5-0-0, 2/7/12 - 2/25/12

LOSING STREAK ON THE ROAD - 5

0-5-0-0, 11/26/03 - 12/19/03

CONSECUTIVE GAMES GAINING A POINT - 13

13-0-0-0, 11/6/04 - 12/4/04

CONSECUTIVE GAMES GAINING A POINT AT HOME - 14

13-0-1-0, 10/15/04 - 12/28/04
 11-0-3-0, 11/12/06 - 1/12/07

CONSECUTIVE GAMES GAINING A POINT ON THE ROAD - 9

7-0-0-2, 10/21/05 - 11/29/05

PLAYER STREAKS: LONGEST

GOAL STREAK - 7

Michael Cammalleri, 11/14/04 - 11/27/04, 10 goals

ASSIST STREAK - 9

Linden Vey, 12/28/12 - 1/18/13, 13 assists

POINT STREAK - 14

Michael Cammalleri, 10/29/04 - 11/27/04,
 25 points (14g, 11a)

GOALTENDING STREAKS

MOST CONSECUTIVE STARTS - 19

Travis Scott, 2/19/03 - 3/22/03
 Jason LaBarbera, 11/18/06 - 12/29/06

CONSECUTIVE SHUTOUT MINUTES - 219:37

Travis Scott, 12/15/01 - 12/29/01

MOST CONSECUTIVE GAMES PLAYED - 19

Travis Scott, 2/19/03 - 3/22/03
 Jason LaBarbera, 11/18/06 - 12/29/06

LONGEST WINNING STREAK - 10

Jason LaBarbera, 1/5/07 - 2/11/07

LONGEST LOSING STREAK - 9

Martin Jones, 11/23/12 - 12/29/12

TEAM RECORDS

SEASON: MOST

WINS - 51 2004-05 2006-07	HOME WINS - 28 2004-05 2006-07
ROAD WINS - 23 2004-05 2006-07	POINTS - 110 2004-05 2006-07
LOSSES - 35 2008-09	HOME LOSSES - 17 2003-04
ROAD LOSSES - 19 2008-09	TIES - 11 2001-02 2002-03
HOME TIES - 6 2002-03	ROAD TIES - 8 2001-02
OVERTIME LOSSES - 7 2006-07	SHOOTOUT LOSSES - 8 2008-09
SHUTOUTS - 13 2004-05	SHUTOUTS, OPPONENT - 8 2003-04
GOALS - 258 2004-05	GOALS, OPPONENT - 228 2007-08
POWER PLAY GOALS - 87 2007-08	POWER PLAY GOALS, OPPONENT - 82 2007-08
SHORTHANDED GOALS - 17 2001-02	SHORTHANDED GOALS, OPPONENT - 17 2004-05
SHOTS ON GOAL - 2,565 2010-11	SHOTS ON GOAL, OPPONENT - 2,631 2005-06
PENALTY MINUTES - 2,044 2004-05	PENALTY MINUTES, OPPONENT - 2,248 2004-05

SEASON: FEWEST

WINS - 37 2008-09 2012-13	HOME WINS - 18 2007-08
ROAD WINS - 15 2001-02	POINTS - 81 2012-13
LOSSES - 21 2004-05 2006-07	HOME LOSSES - 7 2004-05
ROAD LOSSES - 12 2003-04	TIES - 7 2003-04
HOME TIES - 3 2001-02 2003-04	ROAD TIES - 3 2004-05
OVERTIME LOSSES - 0 2008-09	SHOOTOUT LOSSES - 1 2006-07
SHUTOUTS - 4 2011-12	SHUTOUTS, OPPONENT - 1 2007-08
GOALS - 207 2011-12	GOALS, OPPONENT - 176 2004-05
POWER PLAY GOALS - 47 2011-12	POWER PLAY GOALS, OPPONENT - 44 2012-13
SHORTHANDED GOALS - 7 2003-04	SHORTHANDED GOALS, OPPONENT - 5 2009-10 2011-12
SHOTS ON GOAL - 2,245 2011-12	SHOTS ON GOAL, OPPONENT - 2,149 2003-04
PENALTY MINUTES - 1,022 2012-13	PENALTY MINUTES, OPPONENT - 986 2012-13

GAME: MOST

GOALS SCORED - 9 vs. Connecticut, 12/8/12, 9-2 W	GOALS, OPPONENT - 7 vs. Lowell, 10/11/02, 7-3 L @ Worcester, 3/30/03, 7-6 OTL vs. Binghamton, 2/19/05, 7-2 L @ Providence, 2/26/06, 7-2 L @ Springfield, 4/7/06, 7-4 L vs. Lowell, 2/26/08, 7-3 L vs. Albany, 12/12/08, 7-1 L @ Springfield, 4/11/10, 7-3 L @ Hershey, 10/31/10, 7-3 L vs. Norfolk, 12/3/10, 7-2 L @ WB/Scranton, 2/23/12, 7-6 SOL vs. Springfield, 1/15/13, 7-5 L
GOALS, COMBINED - 13 @ Worcester, 3/30/03, 7-6 OTL vs. Norfolk, 2/23/08, 7-6 W @ WB/Scranton, 2/23/12, 7-6 SOL	SHOTS ON GOAL, OPPONENT - 61 @ Hartford, 1/5/07, 3-2 OTW
SHOTS ON GOAL - 52 @ Lowell, 10/20/01, 4-3 L	PENALTY MINUTES - 114 @ Hartford, 4/13/05, 5-1 W
SHOTS ON GOAL, COMBINED - 89 vs. Hershey, 3/22/09, 3-2 SOL vs. Portland, 11/25/12, 3-2 OTL	PENALTY MINUTES, COMBINED - 262 @ Hartford, 4/13/05, 5-1 W
PENALTY MINUTES, OPPONENT - 148 @ Hartford, 4/13/05, 5-1 W	POWER PLAY GOALS, AGAINST - 5 vs. Lowell, 2/26/08, 7-3 L
POWER PLAY GOALS - 6 @ Springfield, 4/13/07, 7-0 W	LARGEST MARGIN OF DEFEAT - 6 vs. Worcester, 3/10/02, 6-0 L @ Utah, 12/19/03, 6-0 L vs. Albany, 12/12/08, 7-1 L
LARGEST MARGIN OF VICTORY - 7 vs. Providence, 11/29/03, 7-0 W @ Springfield, 4/13/07, 7-0 W vs. Bridgeport, 3/12/11, 7-0 W vs. Connecticut, 12/8/12, 9-2 W	

GAME: FEWEST

SHOTS ON GOAL - 14 @ Springfield, 3/30/02, 2-1 W	SHOTS ON GOAL, OPPONENT - 15 vs. Portland, 2/25/04, 0-0 T
SHOTS ON GOAL, COMBINED - 39 @ WB/Scranton, 12/19/04, 4-2 W	PENALTY MINUTES, OPPONENT - 0 @ Lowell, 3/16/08, 1-0 W
PENALTY MINUTES - 2 vs. Hershey, 1/5/03, 2-1 L @ Portland, 1/9/04, 2-1 W vs. Springfield, 3/10/04, 3-0 W @ Worcester, 4/17/05, 2-1 W @ Lowell, 3/16/08, 1-0 W vs. Bridgeport, 4/2/10, 4-1 W vs. Connecticut, 4/12/13, 3-1 W	PENALTY MINUTES, COMBINED - 2 @ Lowell, 3/16/08, 1-0 W

PERIOD: MOST

GOALS SCORED - 5 vs. Saint John, 12/21/02, 1st period, 7-4 SW vs. Hartford, 12/4/09, 1st period, 7-1 W vs. Bridgeport, 2/12/11, 2nd period, 6-2 W @ Worcester, 2/22/13, 2nd period, 7-2 W	GOALS, OPPONENT - 5 @ Worcester, 3/30/03, 3rd period, 7-6 OTL vs. Toronto, 1/27/06, 1st period, 6-4 L vs. Hartford, 12/30/07, 2nd period, 5-2 L @ Lowell, 12/2/07, 3rd period, 6-3 L vs. Springfield, 11/30/12, 3rd period, 5-4 L
GOALS, COMBINED - 7 vs. Hartford, 10/25/02, 1st period, 8-7 W @ Lowell, 12/2/07, 3rd period, 6-3 L	SHOTS ON GOAL - 31 @ Bridgeport, 11/4/05, 2nd period, 7-5 W
SHOTS ON GOAL, OPPONENT - 30 @ Hartford, 1/5/07, 3rd period, 3-2 OTW	SHOTS ON GOAL, COMBINED - 41 vs. Portland, 11/6/11, 1st period, 4-1 L
PENALTY MINUTES - 93 @ Hartford, 4/13/05, 3rd period, 5-1 W	PENALTY MINUTES, OPPONENT - 127 @ Hartford, 4/13/05, 3rd period, 5-1 W
PENALTY MINUTES, COMBINED - 220 @ Hartford, 4/13/05, 3rd period, 5-1 W	

TEAM RECORDS & PLAYER AWARDS

PERIOD: FEWEST

SHOTS ON GOAL - 1

vs. Worcester, 10/15/04, 3rd period, 5-2 W
 @ Philadelphia, 2/19/06, 3rd period, 5-4 SOW
 vs. Worcester, 12/5/08, 3rd period, 3-2 W

PERIOD: FASTEST

OPENING GOAL - 0:18

Noah Clarke vs. Lowell, 11/17/06, 4-3 OTL

GOAL FROM START OF PERIOD - 0:10

Marty Murray vs. Lake Erie, 2/14/09, 2nd period, 6-2 W

TWO GOALS - 0:09

Steve Kelly (8:54) & Noah Clarke (9:03) vs. Springfield, 3/21/04, 1st period, 8-3 W

TWO GOALS, COMBINED - 0:09

Scott Thomas-MCH (10:44) & Jason Morgan-STJ (10:53) @ Saint John, 12/5/01, 2nd period, 4-3 OTL

Matt Moulson-MCH (19:00) & Petr Vrana-LOW (19:09) vs. Lowell, 4/6/07, 3rd period, 3-1 W

OVERTIME GOAL - 0:31

David Kolomatits @ Portland, 12/26/09, 2-1 OTW

SHOTS ON GOAL, OPPONENT - 0

vs. WB/Scranton, 1/26/08, 3rd period, 3-2 L

SHOTS ON GOAL, COMBINED - 6

vs. Springfield, 12/31/06, 3rd period, 3-0 W

OPENING GOAL, OPPONENT - 0:08

Zenon Konopka @ Norfolk, 1/9/09, 4-3 L

GOAL FROM START OF PERIOD, OPPONENT - 0:08

Martin Samuelsson @ Providence, 1/12/03, 2nd period, 4-2 L

TWO GOALS, OPPONENT - 0:05

Jeff Panzer (11:59) & Aris Brimanis (12:04) @ Worcester, 3/30/03, 3rd period, 7-6 OTL

THREE GOALS COMBINED - 0:43

Linden Vey-MCH (4:05), Jason Williams-WBS (4:32) & Zach Sill-WBS (4:48) @ WB/Scranton, 2/23/12, 3rd period, 7-6 SOL

OVERTIME GOAL, OPPONENT - 0:16

Stephen Dixon @ Portland, 11/24/07, 5-4 OTL

ALL-TIME AWARD WINNERS

AHL ALL-STAR APPEARANCES

Year	Player	Pos	Year	Player	Pos	Year	Player	Pos
2001-02	Rich Brennan	D	2004-05	Dustin Brown	LW	2006-07	Patrick O'Sullivan (LA)	C
	Eric Healey	C		Michael Cammalleri	C	2007-08	Gabe Gauthier	C
	Travis Scott	G		Mathieu Garon	G		Peter Harrold	D
2002-03	Jared Aulin	C		Denis Grebeshkov	D		Teddy Purcell	RW
	Joe Corvo	D		Tom Kostopoulos (inj.)	RW	2008-09	Teddy Purcell	RW
	Tomas Zizka	D		Yanick Lehoux (inj.)	C	2009-10	Jonathan Bernier	G
2003-04	Noah Clarke	LW	2005-06	Denis Grebeshkov	D		Slava Voynov	D
	Steve Kelly	C		Jeff Tambellini	LW	2010-11	Martin Jones	G
	Bryan Muir	D	2006-07	Peter Harrold	D		Slava Voynov	D
	Pavel Rosa	RW		T.J. Kemp	D	2011-12	Thomas Hickey	D
				Jason LaBarbera	G		Jeff Zatkoff	G
						2012-13	Tyler Toffoli	RW

AHL PLAYER OF THE WEEK

Year	Week	Player	Pos
2001-02	Dec. 10	Ted Donato	LW
2002-03	Mar. 23	Travis Scott	G
2003-04	Feb. 22	Noah Clarke	LW
2004-05	Nov. 7	Dustin Brown	LW
	Jan. 16	Michael Cammalleri	C
	Mar. 6	Michael Cammalleri	C
2007-08	Jan. 27	Daniel Taylor	G
2009-10	Oct. 4	Andrei Loktionov	C
	Jan. 31	Jonathan Bernier	G
2011-12	Mar. 25	Justin Azevedo	C

AHL GOALTENDER OF THE MONTH

Year	Month	Player
2001-02	Dec.	Travis Scott
2006-07	Jan.	Jason LaBarbera
2007-08	Jan.	Daniel Taylor
2008-09	Mar.	Jonathan Bernier
2009-10	Oct.	Jonathan Bernier
2010-11	Mar.	Jeff Zatkoff
2011-12	Dec.	Jeff Zatkoff

AHL ROOKIE OF THE MONTH

Year	Month	Player	Pos
2005-06	Nov.	Jeff Tambellini	LW
2007-08	Jan.	Brian Boyle	C
2010-11	Dec.	Martin Jones	G
	Feb.	Brandon Kozun	RW
2011-12	Feb.	Linden Vey	RW

AHL'S OUTSTANDING GOALTENDER

ALDEGE "BAZ" BASTIEN MEMORIAL AWARD

Year	Player	Pos
2006-07	Jason LaBarbera	G
2009-10	Jonathan Bernier	G

AHL'S OUTSTANDING ROOKIE

DUDLEY "RED" GARRETT MEMORIAL AWARD

Year	Player	Pos
2007-08	Teddy Purcell	RW
2012-13	Tyler Toffoli	RW

AHL MILESTONE OF THE MONTH

Year	Month	Player	Pos
2005-06	Nov.	Brad Smyth	RW

MONARCHS TEAM AWARDS

ACE BAILEY MVP

Year	Player	Pos
2001-02	Joe Corvo	D
2002-03	Eric Healey	C
2003-04	Pavel Rosa	RW
2004-05	Michael Cammalleri	D
2005-06	Marty Wilford	C
2006-07	Jason LaBarbera	G
2007-08	Gabe Gauthier	C
2008-09	Marty Murray	C
2009-10	Jonathan Bernier	G
2010-11	Bud Holloway	RW
2011-12	Marc-Andre Cliche	C
2012-13	Linden Vey	C

MARK BAVIS UNSUNG HERO

Year	Player	Pos
2001-02	Jerred Smithson	D
2002-03	Joe Rullier	D
2003-04	Joe Rullier	D
2004-05	Tim Gleason	D
2005-06	Ryan Murphy	RW
2006-07	Tim Jackman	RW
2007-08	Matt Ryan	C
2008-09	Vladimir Dravecky	RW
2009-10	Marc-Andre Cliche	C
2010-11	Andrew Campbell	D
2011-12	Andrew Campbell	D
2012-13	Andy Andreoff	C

COMMUNITY SERVICE AWARD

Year	Player	Pos
2001-02	Richard Seeley	D
2002-03	Richard Seeley	D
2003-04	Bryan Muir	D
2004-05	Jeff Giuliano	LW
2005-06	Adam Hauser	G
2006-07	Gabe Gauthier	C
2007-08	Gabe Gauthier	C
2008-09	Davis Drewske	D
2009-10	Drew Bagnall	D
2010-11	Bud Holloway	RW
2011-12	Andrew Campbell	D
	Thomas Hickey	D
2012-13	Andrew Campbell	D



PLAYOFF HISTORY & RECORDS



2013 CALDER CUP PLAYOFFS

GAME-BY-GAME RESULTS

Date	Opponent	Result	Record	Score	GW Goal	Goaltender	Opposing Goaltender	Attendance
Apr. 27	at Springfield	OTL	0-1	2-1*		Jones	McElhinney	3,705
Apr. 28	at Springfield	OTL	0-2	3-2*		Jones	McElhinney	2,369
May. 2	Springfield	W	1-2	2-1	Meckler	Jones	McElhinney	5,312
May. 4	Springfield	OTL	1-3	4-3*		Jones	McElhinney	5,694

* Overtime Game

FINAL TEAM STATS

No.	Player	Pos.	GP	G	A	PTS	+/-	PIM	PP	SHG	GWG	FG	Shots	SPCT
4	Nick Deslauriers	D	4	2	2	4	-1	2	2	0	0	1	12	0.167
12	Andy Andreoff	C	4	0	3	3	2	0	0	0	0	0	11	0.000
9	Linden Vey	C	4	2	0	2	-1	4	0	0	0	0	10	0.200
55	David Meckler	LW	4	1	1	2	0	4	1	0	1	0	13	0.077
17	Colton Yellow Horn	LW	4	1	1	2	-1	0	0	0	0	0	7	0.143
15	Brandon Kozun	RW	4	0	2	2	0	0	0	0	0	0	11	0.000
19	Jordan Weal	C	4	0	2	2	-2	4	0	0	0	0	8	0.000
23	Brian O'Neill	RW	4	1	0	1	0	2	0	0	0	0	6	0.167
21	Anthony Stewart	RW	4	1	0	1	0	0	0	0	0	0	7	0.143
31	Martin Jones	G	4	0	1	1	0	0	0	0	0	0	0	0.000
14	Tanner Pearson	LW	4	0	1	1	-2	4	0	0	0	0	16	0.000
27	Robert Czarnik	C	1	0	0	0	-1	0	0	0	0	0	0	0.000
16	Stefan Legein	RW	1	0	0	0	0	0	0	0	0	0	1	0.000
22	Marc-Andre Cliche	LW	3	0	0	0	0	4	0	0	0	0	9	0.000
25	Scott Sabourin	RW	3	0	0	0	0	7	0	0	0	0	6	0.000
11	Hunter Bishop	LW	4	0	0	0	-2	0	0	0	0	0	12	0.000
7	Andrew Bodnarchuk	D	4	0	0	0	-1	0	0	0	0	0	3	0.000
2	Andrew Campbell	D	4	0	0	0	2	2	0	0	0	0	0	0.000
3	Derek Forbort	D	4	0	0	0	-2	4	0	0	0	0	4	0.000
6	David Kolomatis	D	4	0	0	0	-1	6	0	0	0	0	3	0.000
5	Vincent LoVerde	D	4	0	0	0	0	2	0	0	0	0	2	0.000
TOTALS			4	8	13	21	-10	49	3	0	1	1	141	0.057

No.	Goaltender	GP	MIN	W	L	SO	EN	GA	GAA	SVS	SV%
31	Martin Jones	4	277:10	1	3	0	0	10	2.16	137	0.932
TOTALS		4	277:26	1	3	0	0	10	2.16	137	0.932

2012 CALDER CUP PLAYOFFS

GAME-BY-GAME RESULTS

Date	Opponent	Result	Record	Score	GW Goal	Goaltender	Opposing Goaltender	Attendance
Apr. 20	at Norfolk	L	0-1	3-2		Zatkoff/Jones	Janus	5,720
Apr. 21	at Norfolk	W	1-1	5-2	Czarnik	Jones	Janus	5,774
Apr. 25	Norfolk	L	1-2	5-2		Jones	Tokarski	2,807
Apr. 27	Norfolk	OTL	1-3	4-3*		Zatkoff	Tokarski	6,102

* Overtime Game

FINAL TEAM STATS

No.	Player	Pos.	GP	G	A	PTS	+/-	PIM	PP	SHG	GWG	FG	Shots	SPCT
9	Linden Vey	RW	4	2	4	6	0	0	0	0	0	1	5	0.400
37	Thomas Hickey	D	4	0	4	4	4	2	0	0	0	0	7	0.000
14	Patrick Mullen	D	4	1	2	3	2	8	0	0	0	0	8	0.125
12	Andy Andreoff	LW	4	2	0	2	-4	2	1	0	0	0	11	0.182
27	Robert Czarnik	C	4	2	0	2	1	2	0	0	1	0	5	0.400
16	Stefan Legein	RW	4	2	0	2	3	15	0	1	0	0	9	0.222
26	Brandon Kozun	RW	3	1	1	2	2	2	0	0	0	0	2	0.500
15	Justin Azevedo	C	4	1	1	2	-1	4	0	0	0	1	15	0.067
22	Marc-Andre Cliche	C	4	1	0	1	0	6	0	0	0	0	10	0.100
3	Jake Muzzin	D	3	0	1	1	0	2	0	0	0	0	7	0.000
47	Trent Hunter	RW	4	0	1	1	0	0	0	0	0	0	9	0.000
24	Ray Kaunisto	LW	4	0	1	1	0	0	0	0	0	0	2	0.000
6	David Kolomatis	D	4	0	1	1	-1	4	0	0	0	0	5	0.000
23	Brian O'Neill	F	4	0	1	1	-2	6	0	0	0	0	4	0.000
5	Jordan Hill	D	1	0	0	0	-1	2	0	0	0	0	0	0.000
49	Justin Johnson	RW	1	0	0	0	0	2	0	0	0	0	0	0.000
36	Jeff Zatkoff	G	2	0	0	0	0	0	0	0	0	0	0	0.000
31	Martin Jones	G	3	0	0	0	0	0	0	0	0	0	0	0.000
2	Andrew Campbell	D	4	0	0	0	-1	9	0	0	0	0	4	0.000
13	Richard Clune	LW	4	0	0	0	0	14	0	0	0	0	4	0.000
4	Nick Deslauriers	D	4	0	0	0	-2	7	0	0	0	0	2	0.000
55	David Meckler	LW	4	0	0	0	0	0	0	0	0	0	2	0.000
TOTALS			4	12	17	29		89	1	1	1	2	111	0.108

No.	Goaltender	GP	MIN	W	L	SO	EN	GA	GAA	SVS	SV%
31	Martin Jones	3	154:44	1	1	0	1	6	2.33	84	0.933
36	Jeff Zatkoff	2	96:51	0	2	0	0	7	4.34	45	0.865
TOTALS		5	251:35	1	3	0	1	13	3.31	236	0.902

2011 CALDER CUP PLAYOFFS

GAME-BY-GAME RESULTS

Date	Opponent	Result	Record	Score	GW Goal	Goaltender	Opposing Goaltender	Attendance
Apr. 14	Binghamton	W	1-0	2-1	Kolomatis	Zatkoff	Brust	2,006
Apr. 15	Binghamton	OTL	1-1	4-3*		Zatkoff	Brust	8,588
Apr. 17	at Binghamton	OTW	2-1	5-4*	Holloway	Zatkoff/Jones	Brust	3,229
Apr. 19	at Binghamton	W	3-1	6-3	Azevedo	Jones	Brust	2,534
Apr. 20	at Binghamton	OTL	3-2	5-4*		Zatkoff	Lehner	2,039
Apr. 22	Binghamton	OTL	3-3	2-1**		Jones	Lehner	3,517
Apr. 23	Binghamton	OTL	3-4	6-5*		Jones/Zatkoff	Lehner	3,090

* Overtime Game

** Double Overtime Game

FINAL TEAM STATS

No.	Player	Pos.	GP	G	A	PTS	+/-	PIM	PP	SHG	GWG	FG	Shots	SPCT
9	Bud Holloway	RW	7	4	7	11	6	10	1	0	1	0	25	0.160
15	Justin Azevedo	C	7	3	7	10	-2	10	0	1	1	1	19	0.158
39	Corey Elkins	C	7	2	3	5	-2	2	1	0	0	1	20	0.100
21	Dwight King	LW	7	2	3	5	1	2	1	0	0	0	18	0.111
76	Slava Voynov	D	7	2	3	5	1	6	2	0	0	1	19	0.105
3	Jake Muzzin	D	7	3	1	4	4	2	1	0	0	0	18	0.167
6	David Kolomatis	D	7	2	2	4	-4	2	1	0	1	0	18	0.111
11	Brayden Schenn	C	5	1	3	4	2	0	0	0	0	0	8	0.125
26	Brandon Kozun	RW	7	1	3	4	2	2	0	0	0	0	14	0.071
24	Ray Kaunisto	LW	7	2	1	3	-2	4	0	0	0	0	11	0.182
17	Richard Clune	LW	7	0	3	3	-2	6	0	0	0	0	6	0.000
55	David Meckler	LW	7	2	0	2	1	0	0	0	0	0	20	0.100
13	John Zeiler	C	5	1	1	2	0	4	0	0	0	0	3	0.333
37	Thomas Hickey	D	7	0	2	2	0	0	0	0	0	0	15	0.000
44	Jordan Nolan	RW	7	0	2	2	-2	4	0	0	0	0	6	0.000
16	Tyler Toffoli	C	5	1	0	1	-2	6	1	0	0	1	6	0.167
5	Jordan Hill	D	2	0	1	1	2	0	0	0	0	0	3	0.000
14	Patrick Mullen	D	7	0	1	1	-5	4	0	0	0	0	8	0.000
49	Justin Johnson	RW	4	0	0	0	-1	4	0	0	0	0	2	0.000
30	Martin Jones	G	4	0	0	0	0	0	0	0	0	0	0	0.000
36	Jeff Zatkoff	G	5	0	0	0	0	0	0	0	0	0	0	0.000
2	Andrew Campbell	D	7	0	0	0	-2	0	0	0	0	0	0	0.000
TOTALS			7	26	43	69		68	8	1	3	4	239	0.109

No.	Goaltender	GP	MIN	W	L	SO	EN	GA	GAA	SVS	SV%
30	Martin Jones	4	212:40	2	1	0	0	9	2.54	105	0.921
36	Jeff Zatkoff	5	252:34	1	3	0	0	16	3.80	131	0.891
TOTALS		7	465:32	3	4	0	0	25	3.22	236	0.904

2010 CALDER CUP PLAYOFFS

GAME-BY-GAME RESULTS

Date	Opponent	Result	Record	Score	GW Goal	Goaltender	Opposing Goaltender	Attendance
Apr. 16	at Portland	W	1-0	2-1	Holloway	Bernier	Lamoureux	2,634
Apr. 17	at Portland	W	2-0	3-1	Holloway	Bernier	Lamoureux	3,606
Apr. 19	Portland	OTW	3-0	2-1*	Holloway	Bernier	Lamoureux	2,130
Apr. 20	Portland	W	4-0	7-2	Holloway	Bernier	Ford	2,136
Apr. 25	at Worcester	L	4-1	4-3		Bernier	Stalock	1,708
Apr. 28	at Worcester	OTW	5-1	3-2*	Holloway	Bernier	Stalock	1,360
Apr. 30	Worcester	W	6-1	5-0	Gauthier	Bernier	Stalock	2,606
May. 1	Worcester	L	6-2	3-2		Bernier	Stalock	3,343
May. 5	at Worcester	W	7-2	1-0	Holloway	Bernier	Stalock	1,510
May. 7	Worcester	OTW	8-2	2-1*	Voynov	Bernier	Stalock	2,708
May. 12	at Hershey	L	8-3	4-2		Bernier	Neuvirth	7,718
May. 15	at Hershey	OTL	8-4	3-2*		Bernier	Neuvirth	10,726
May. 17	Hershey	OTW	9-4	3-2*	Azevedo	Bernier	Neuvirth	2,372
May. 18	Hershey	W	10-4	1-0	King	Bernier	Neuvirth	2,386
May. 20	Hershey	OTL	10-5	3-2*		Bernier	Neuvirth	2,803
May. 22	at Hershey	OTL	10-6	3-2*		Bernier	Neuvirth	10,026

* Overtime Game

FINAL TEAM STATS

No.	Player	Pos.	GP	G	A	PTS	+/-	PIM	PP	SHG	GWG	FG	Shots	SPCT
9	Bud Holloway	LW	16	7	7	14	7	9	2	0	6	2	51	0.137
28	Gabe Gauthier	C	16	7	4	11	2	8	3	0	1	1	40	0.175
11	Trevor Lewis	RW	16	5	4	9	-2	10	3	0	0	1	52	0.096
25	Justin Azevedo	C	16	3	6	9	5	12	0	0	1	0	29	0.103
21	Dwight King	LW	16	2	7	9	4	4	0	0	1	1	29	0.069
18	Andrei Loktionov	C	16	1	8	9	4	2	0	0	0	0	38	0.026
16	Corey Elkins	C	14	3	5	8	1	0	1	0	0	2	19	0.158
40	John Zeiler	RW	16	4	3	7	1	4	0	0	0	1	14	0.286
10	Oscar Moller	C	16	2	5	7	0	0	0	0	0	1	34	0.059
2	Andrew Campbell	D	16	1	4	5	1	6	0	0	0	0	11	0.091
43	Joe Piskula	D	16	2	2	4	6	12	0	0	0	0	8	0.250
76	Slava Voynov	D	9	1	3	4	-1	0	0	0	1	0	15	0.067
3	Jacob Muzzin	D	13	1	3	4	4	6	1	0	0	0	8	0.125
37	Thomas Hickey	D	4	0	3	3	0	0	0	0	0	0	6	0.000
4	Drew Bagnall	D	16	0	3	3	5	21	0	0	0	0	13	0.000
53	Alec Martinez	D	16	0	3	3	2	10	0	0	0	0	29	0.000
22	Marc-Andre Cliche	C	12	1	1	2	-1	8	0	0	0	1	13	0.077
12	Kyle Clifford	LW	7	0	2	2	1	12	0	0	0	0	10	0.000
15	Kevin Westgarth	RW	6	1	0	1	3	10	0	0	0	0	4	0.250
55	David Meckler	LW	14	1	0	1	2	2	0	0	0	0	29	0.034
6	David Kolomatis	D	15	0	1	1	-1	2	0	0	0	0	21	0.000
7	Patrick Mullen	D	2	0	0	0	1	2	0	0	0	0	1	0.000
45	Jonathan Bernier	G	16	0	0	0	0	2	0	0	0	0	0	0.000
TOTALS			16	42	74	116		144	10	0	10	10	474	0.089

No.	Goaltender	GP	MIN	W	L	SO	EN	GA	GAA	SVS	SV%
45	Jonathan Bernier	16	996:11	10	6	3	0	30	1.81	458	0.939
TOTALS		16	996:11	10	6	3	0	30	1.81	458	0.939

2008 CALDER CUP PLAYOFFS

GAME-BY-GAME RESULTS

Date	Opponent	Result	Record	Score	GW Goal	Goaltender	Opposing Goaltender	Attendance
Apr. 16	at Providence	OTL	0-1	3-2*		Bernier	Rask (2 GA, 25 SV)	3,260
Apr. 18	at Providence	L	0-2	2-0		Quick	Rask (0 GA, 21 SV)	5,897
Apr. 19	Providence	OTL	0-3	3-2*		Bernier	Rask (2 GA, 33 SV)	3,448
Apr. 21	Providence	OTL	0-4	3-2*		Bernier	Rask (2 GA, 22 SV)	2,166

* Overtime Game

** Double Overtime Game

FINAL TEAM STATS

No.	Player	Pos.	GP	G	A	PTS	+/-	PIM	PP	SHG	GWG	FG	Shots	SPCT
62	Teddy Purcell	RW	4	0	3	3	-9	0	0	0	0	0	11	0.000
25	Matt Moulson	LW	4	2	0	2	-9	4	2	0	0	0	11	0.182
55	David Meckler	C	4	1	1	2	-1	2	0	0	0	1	10	0.100
6	Troy Milam	D	4	1	1	2	-6	0	1	0	0	0	7	0.143
40	John Zeiler	RW	4	0	2	2	-2	8	0	0	0	0	3	0.000
10	Petr Kanko	LW	4	1	0	1	1	2	0	0	0	1	5	0.200
14	Brady Murray	C	4	1	0	1	0	2	0	0	0	0	7	0.143
48	Oscar Moller	C	2	0	1	1	1	0	0	0	0	0	0	0.000
22	Marc-Andre Cliche	C	4	0	1	1	-1	2	0	0	0	0	11	0.000
12	Davis Drewiske	D	4	0	1	1	-3	6	0	0	0	0	6	0.000
3	Peter Harrold	D	4	0	1	1	-8	4	0	0	0	0	2	0.000
21	Matt Ryan	C	4	0	1	1	1	2	0	0	0	0	3	0.000
26	Paul Crosty	LW	1	0	0	0	0	0	0	0	0	0	0	0.000
29	Jonathan Quick	G	1	0	0	0	0	0	0	0	0	0	0	0.000
9	Lauri Tukonen	RW	2	0	0	0	0	0	0	0	0	0	3	0.000
1	Jonathan Bernier	G	3	0	0	0	0	0	0	0	0	0	0	0.000
28	Gabe Gauthier	C	3	0	0	0	-6	4	0	0	0	0	5	0.000
4	Drew Bagnall	D	4	0	0	0	0	4	0	0	0	0	3	0.000
11	Trevor Lewis	C	4	0	0	0	-1	2	0	0	0	0	8	0.000
5	Jeff Likens	D	4	0	0	0	0	6	0	0	0	0	5	0.000
43	Joe Piskula	D	4	0	0	0	1	4	0	0	0	0	1	0.000
15	Kevin Westgarth	RW	4	0	0	0	1	6	0	0	0	0	6	0.000
TOTALS			4	6	12	18		60	3	0	0	2	107	0.053

No.	Goaltender	GP	MIN	W	L	SO	EN	GA	GAA	SVS	SV%
29	Jonathan Quick	1	58:50	0	1	0	1	1	1.02	38	0.974
1	Jonathan Bernier	3	195:21	0	3	0	0	9	2.76	89	0.908
TOTALS		4	254:11	0	4	0	1	11	2.36	127	0.927

2007 CALDER CUP PLAYOFFS

GAME-BY-GAME RESULTS

Date	Opponent	Result	Record	Score	GWG	Goaltender	Opposing Goaltender	Attendance
Apr 18	Worcester	W	1-0-0-0	5-2	Zeller	Brust	Greiss	3,182
Apr 20	Worcester	OTW	2-0-0-0	4-3**	Zeller	LaBarbera	Greiss	4,147
Apr 21	at Worcester	W	3-0-0-0	5-0	Ryan	LaBarbera	Greiss	2,127
Apr 25	at Worcester	L	3-1-0-0	3-2		LaBarbera	Patzold	1,543
Apr 27	Worcester	L	3-2-0-0	4-1		LaBarbera	Patzold	4,679
Apr 28	at Worcester	OTW	4-2-0-0	3-2**	Boyle	LaBarbera	Patzold	1,828
May 1	Providence	L	4-3-0-0	6-3		LaBarbera	Toivonen	3,321
May 2	Providence	W	5-3-0-0	4-1	Murray	Brust	Toivonen	3,511
May 8	at Providence	L	5-4-0-0	2-1		Brust	Toivonen	3,465
May 9	at Providence	W	6-4-0-0	3-2	Gauthier	LaBarbera	Toivonen	3,575
May 12	Providence	W	7-4-0-0	4-3	O'Sullivan	LaBarbera	Toivonen	6,622
May 14	at Providence	W	8-4-0-0	2-1	Jackman	LaBarbera	Toivonen	3,109
May 19	at Hershey	L	8-5-0-0	7-2		LaBarbera	Cassivi	9,001
May 20	at Hershey	L	8-6-0-0	4-1		LaBarbera	Cassivi	8,346
May 23	Hershey	L	8-7-0-0	4-1		LaBarbera	Cassivi	4,227
May 26	Hershey	L	8-8-0-0	3-1		LaBarbera	Cassivi	5,149

* Overtime Game ** Double Overtime Game

FINAL TEAM STATS

No.	Player	Pos	GP	G	A	PTS	+/-	PIM	PP	SH	GW	FG	Shots	SPCT
12	Patrick O'Sullivan	C	16	8	9	17	2	10	3	0	1	1	66	0.121
11	Marty Murray	C	16	6	8	14	7	11	1	0	1	0	22	0.273
3	Peter Harrold	D	16	3	8	11	2	18	2	0	0	0	28	0.107
20	Oleg Tverdovsky	D	14	2	9	11	5	14	1	0	0	1	35	0.057
23	Brian Boyle	C	16	3	5	8	3	13	2	0	1	1	28	0.107
21	Matt Ryan	C	16	3	5	8	-1	13	0	0	1	1	28	0.107
14	T.J. Kemp	D	14	2	5	7	0	12	2	0	0	0	31	0.065
16	Jeff Giuliano	LW	16	3	3	6	-1	12	0	1	0	0	25	0.120
15	Tim Jackman	RW	16	3	3	6	0	26	1	0	1	2	34	0.088
40	John Zeiler	RW	16	3	2	5	-5	14	1	0	2	0	26	0.115
39	Matt Moulson	LW	16	2	3	5	-2	8	0	0	0	0	34	0.059
28	Gabe Gauthier	C	16	1	4	5	-1	14	0	0	1	0	15	0.067
24	Noah Clarke	LW	16	1	3	4	4	4	0	0	0	0	33	0.030
9	Lauri Tukonen	RW	6	0	3	3	2	0	0	0	0	0	6	0.000
7	Brendan Buckley	D	16	0	3	3	1	13	0	0	0	0	13	0.000
32	Doug Nolan	D	16	0	3	3	2	25	0	0	0	0	12	0.000
10	Petr Kanko	LW	11	1	1	2	1	12	0	0	0	0	14	0.071
41	Jeff Likens	D	6	0	2	2	1	4	0	0	0	0	9	0.000
25	Shay Stephenson	F	5	1	0	1	1	4	0	0	0	1	4	0.250
35	Jason LaBarbera	G	13	0	1	1	0	2	0	0	0	0	0	0.000
44	Yutaka Fukufuji	G	1	0	0	0	0	0	0	0	0	0	0	0.000
5	Joey Mormina	D	1	0	0	0	1	2	0	0	0	0	1	0.000
22	Trevor Lewis	C	2	0	0	0	0	0	0	0	0	0	3	0.000
2	Richard Petiot	D	2	0	0	0	0	2	0	0	0	0	4	0.000
33	Barry Brust	G	5	0	0	0	0	0	0	0	0	0	1	0.000
18	Ryan (C.) Murphy	RW	8	0	0	0	-1	2	0	0	0	0	10	0.000
4	Bryan Schmidt	D	11	0	0	0	-4	8	0	0	0	0	8	0.000
TOTALS			16	42	80	122		243	13	1	8	7	490	0.079

No.	Goaltender	GP	MINS	W	L	SO	EN	GA	GAA	SVS	SV%
44	Yutaka Fukufuji	1	0	0	0	0	0	0	0.00	1	1.000
33	Barry Brust	5	198:37	2	1	0	1	6	1.81	88	0.936
35	Jason LaBarbera	13	824:03	6	7	1	2	38	2.77	391	0.911
TOTALS		16	1022:40	8	8	1	3	44	2.58	480	0.916

2006 CALDER CUP PLAYOFFS

GAME-BY-GAME RESULTS

Date	Opponent	Result	Record	Score	GWG	Goaltender	Opposing Goaltender	Attendance
Apr. 18	at Hartford	W	1-0	1-0	Daigle	Brust	Montoya	1,582
Apr. 19	at Hartford	OTL	1-1	3-2*		Brust	Montoya	1,846
Apr. 21	Hartford	OTW	2-1	6-5**	Giuliano	Brust	Gherson	3,895
Apr. 23	Hartford	L	2-2	7-0		Brust	Montoya	4,360
Apr. 25	at Hartford	W	3-2	8-6	Ryan	Hauser	Gherson	1,936
Apr. 27	Hartford	L	3-3	3-1		Hauser	Holt	4,524
Apr. 29	at Hartford	L	3-4	2-1		Hauser	Holt	4,357

*Overtime Game ** Double Overtime Game

FINAL TEAM STATS

No.	Player	POS	GP	G	A	PTS	+/-	PIM	PPG	SHG	GWG	FG	SHOTS	SPCT
8	Daigle, Alexandre	RW	7	4	7	11	1	6	1	0	1	1	22	0.182
24	Clarke, Noah	LW	7	4	4	8	-1	2	3	0	0	0	17	0.235
16	Giuliano, Jeff	LW	7	3	1	4	-2	2	0	0	1	0	15	0.200
15	Jackman, Tim	RW	7	0	3	3	-1	20	0	0	0	0	11	0.000
7	Rullier, Joe	D	7	0	3	3	-5	14	0	0	0	0	10	0.000
3	Wilford, Marty	D	7	0	3	3	2	19	0	0	0	0	10	0.000
47	Ardelan, Mark	D	7	2	0	2	2	0	2	0	0	0	11	0.182
75	Roussin, Dany	LW	3	1	1	2	1	0	0	0	0	0	3	0.333
10	Kanko, Petr	LW	7	1	1	2	-1	5	0	0	0	0	20	0.050
81	Pushkarev, Konstantin	RW	7	1	1	2	0	4	0	0	0	0	3	0.333
21	Ryan, Matt	C	7	1	1	2	-3	8	0	0	1	0	19	0.053
27	Fast, Brad	D	7	0	2	2	1	8	0	0	0	0	11	0.000
23	Lukacevici, Ned	LW	7	1	0	1	0	4	0	0	0	0	12	0.083
2	Petiot, Richard	D	7	1	0	1	0	6	0	0	0	0	10	0.100
18	Murphy, Ryan (C.)	RW	7	0	1	1	-3	2	0	0	0	0	10	0.000
32	Nolan, Doug	D	7	0	1	1	-2	13	0	0	0	0	4	0.000
19	Hogeboom, Greg	C	1	0	0	0	0	0	0	0	0	0	0	0.000
1	Hauser, Adam	G	3	0	0	0	0	0	0	0	0	0	0	0.000
4	Seeley, Richard	D	3	0	0	0	0	19	0	0	0	0	3	0.000
33	Brust, Barry	G	5	0	0	0	0	2	0	0	0	0	0	0.000
5	James, Connor	C	7	0	0	0	-2	2	0	0	0	0	9	0.000
5	Mormina, Joey	D	7	0	0	0	-5	4	0	0	0	0	8	0.000
TOTALS			7	19	29	48		140	6	0	3	1	208	0.084

No.	Goaltender	GP	MIN	W	L	SO	EN	GA	GAA	SVS	SV%
1	Adam Hauser	3	177:04	1	2	0	0	9	3.05	95	0.913
33	Barry Brust	5	278:38	2	2	1	0	17	3.66	151	0.899
TOTALS		7	455:42	3	4	1	0	26	3.42	246	0.904

2005 CALDER CUP PLAYOFFS

GAME-BY-GAME RESULTS

Date	Opponent	Result	Record	Score	GWG	Goaltender	Opposing Goaltender	Attendance
Apr. 22	Providence	L	0-1-0-0	5-1		Hauser	Toivonen	5,337
Apr. 23	Providence	W	1-1-0-0	4-2	Clarke	Garon	Toivonen	5,597
Apr. 25	at Providence	L	1-2-0-0	6-3		Garon	Toivonen	4,715
Apr. 27	at Providence	W	2-2-0-0	3-2	Holland	Garon	Toivonen	7,764
Apr. 28	Providence	L	2-3-0-0	4-2		Garon	Toivonen	5,330
Apr. 30	at Providence	L	2-4-0-0	3-1		Garon	Toivonen	3,051

FINAL TEAM STATS

No.	Player	POS	GP	G	A	PTS	+/-	PIM	PPG	SHG	GWG	FG	SHOTS	SPCT
23	Brown, Dustin	LW	6	5	2	7	1	10	0	0	0	0	16	.313
29	Kostopoulos, Tom	RW	6	0	7	7	-2	10	0	0	0	0	17	.000
31	Cammalleri, Mike	C	6	1	5	6	3	0	1	0	0	0	21	.048
37	Grebeskov, Denis	D	6	0	4	4	-3	2	0	0	0	0	6	.000
11	Smyth, Brad	RW	6	2	1	3	-6	4	2	0	0	1	18	.111
5	Holland, Jason	D	6	1	1	2	0	0	0	0	1	0	7	.143
39	Steckel, David	C	6	1	1	2	-1	4	1	0	0	0	11	.091
73	Parros, George	RW	6	1	1	2	0	27	0	0	0	0	9	.111
7	Rullier, Joe	D	6	0	2	2	-3	27	0	0	0	0	12	.000
24	Clarke, Noah	LW	6	1	0	1	-5	4	0	0	1	0	18	.056
26	Schmidt, Chris	LW	6	1	0	1	0	4	0	0	0	0	4	.250
8	Milam, Troy	D	3	1	0	1	-1	2	1	0	0	0	1	.429
21	Ryan, Matt	C	6	0	1	1	-3	4	0	0	0	0	10	.000
43	Weaver, Mike	D	6	0	1	1	0	0	0	0	0	0	6	.000
10	Kanko, Petr	LW	6	0	0	0	1	18	0	0	0	0	4	.000
31	Garon, Mathieu	G	6	0	0	0	0	0	0	0	0	0	0	.000
42	Gleason, Tim	D	5	0	0	0	1	4	0	0	0	0	3	.000
27	Hymowitz, David	C	4	0	0	0	-5	4	0	0	0	0	11	.000
32	Nolan, Doug	D	4	0	0	0	-2	26	0	0	0	0	2	.000
20	James, Connor	LW	3	0	0	0	0	0	0	0	0	0	2	.000
1	Hauser, Adam	G	2	0	0	0	0	0	0	0	0	0	0	.000
16	Giuliano, Jeff	LW	2	0	0	0	0	0	0	0	0	0	1	.000
17	Murphy, Ryan C.	RW	2	0	0	0	0	2	0	0	0	0	0	.000
28	Welch, Dan	RW	1	0	0	0	0	0	0	0	0	0	0	.000
TOTALS			6	14	26	40		154	5	1	2	2	183	.077

No.	Goaltender	GP	MIN	W	L	SO	EN	GA	GAA	SVS	SV%
31	Garon, Mathieu	6	284:58	2	4	0	0	2	3.58	142	.893
1	Hauser, Adam	2	70:13	0	0	0	0	1	2	1.71	.905
TOTALS		6	355:11	2	4	0	0	3	3.21	161	.894

2004 CALDER CUP PLAYOFFS

GAME-BY-GAME RESULTS

Date	Opponent	Result	Record	Score	GWG	Goaltender	Opposing Goaltender	Attendance
Apr. 15	Worcester	L	0-1	2-1		Hnilicka	Moreland	4,233
Apr. 17	Worcester	OTL	0-2	3-2*		Hnilicka	Sanford	6,589
Apr. 18	at Worcester	W	1-2	2-0	Barney	Hauser	Sanford	2,260
Apr. 20	at Worcester	W	2-2	6-0	Kanko	Hauser	Sanford	1,743
Apr. 22	Worcester	OTL	2-3	3-2*		Hauser	Sanford	4,652
Apr. 24	at Worcester	L	2-4	6-1		Hauser	Sanford	2,577

* Overtime Game

FINAL TEAM STATS

No.	Player	POS	GP	G	A	PTS	+/-	PIM	PPG	SHG	GWG	FG	SHOTS	SPCT
55	Rosa, Pavel	RW	6	3	6	9	2	6	1	1	0	1	21	0.143
9	Lehoux, Yanick	C	5	2	3	5	1	16	1	0	0	0	11	0.182
2	Muir, Bryan	D	6	2	3	5	1	12	1	0	0	0	21	0.095
44	Barney, Scott	RW	6	2	3	5	3	8	1	0	1	2	18	0.111
24	Clarke, Noah	LW	6	3	1	4	0	4	1	0	0	0	14	0.214
48	Kanko, Petr	RW	6	1	3	4	2	2	0	0	1	1	9	0.111
15	Zizka, Tomas	D	5	0	3	3	1	10	0	0	0	0	7	0.000
72	Hayward, Leon	RW	6	1	0	1	-3	14	1	0	0	0	6	0.167
13	Cammalleri, Michael	C	1	0	1	1	1	0	0	0	0	0	1	0.000
3	Gleason, Tim	D	6	0	1	1	2	4	0	0	0	0	14	0.000
25	Smithson, Jerred	C	6	0	1	1	0	10	0	0	0	0	7	0.000
26	Schmidt, Chris	LW	6	0	1	1	1	4	0	0	0	0	6	0.000
38	Grebeskov, Denis	D	6	0	1	1	1	6	0	0	0	0	6	0.000
23	Welch, Dan	RW	1	0	0	0	0	0	0	0	0	0	2	0.000
11	Kelly, Steve	C	1	0	0	0	-1	2	0	0	0	0	2	0.000
16	Giuliano, Jeff	LW	1	0	0	0	-1	0	0	0	0	0	1	0.000
1	Hnilicka, Milan	G	2	0	0	0	0	0	0	0	0	0	0	0.000
6	Kuznetsov, Maxim	D	2	0	0	0	-1	4	0	0	0	0	1	0.000
8	Koehler, Greg	RW	4	0	0	0	0	2	0	0	0	0	7	0.000
45	Hauser, Adam	G	4	0	0	0	0	0	0	0	0	0	0	0.000
12	Florek, Sam	RW	5	0	0	0	-2	0	0	0	0	0	15	0.000
73	Parros, George	RW	5	0	0	0	0	4	0	0	0	0	6	0.000
4	Seeley, Richard	D	6	0	0	0	-1	0	0	0	0	0	13	0.000
7	Rullier, Joe	D	6	0	0	0	-1	4	0	0	0	0	10	0.000
49	Flinn, Ryan	LW	6	0	0	0	0	4	0	0	0	0	10	0.000
TOTALS			6	14	27	41		116	6	1	2	4	208	0.067

No.	Goaltender	GP	MIN	W	L	SO	EN	GA	GAA	SVS	SV%
45	Hauser, Adam	4	286:00	2	2	2	0	9	1.89	94	0.913
1	Hnilicka, Milan	2	126:35	0	2	0	0	5	2.37	53	0.914
TOTALS		6	412:35	2	4	2	0	14	2.03	147	0.913

2003 CALDER CUP PLAYOFFS

GAME-BY-GAME RESULTS

Date	Opponent	Result	Record	Score	GWG	Goaltender	Opposing Goaltender	Attendance
Apr. 12	Bridgeport	L	0-1	2-1		Scott	Valiquette	7,432
Apr. 13	Bridgeport	L	0-2	6-3		Huet	Valiquette	6,010
Apr. 18	At Bridgeport	L	0-3	6-3		Scott	Valiquette	3,455

FINAL TEAM STATS

No.	Player	POS	GP	G	A	PTS	+/-	PIM	PPG	SHG	GWG	FG	SHOTS	SPCT
55	Rosa, Pavel	LW	3	3	1	4	1	4	0	0	0	0	9	0.333
31	Aulin, Jared	C	3	0	4	4	0	0	0	0	0	0	6	0.000
19	Avery, Sean	C	3	2	1	3	-2	8	1	0	0	1	10	0.200
15	Zizka, Tomas	D	3	0	2	2	0	2	0	0	0	0	3	0.000
16	Giuliano, Jeff	LW	3	1	0	1	-1	0	0	0	0	0	6	0.167
33	Healey, Eric	LW	3	1	0	1	1	2	0	0	0	1	5	0.200
26	Schmidt, Chris	C	2	0	1	1	0	4	0	0	0	0	3	0.000
4	Seeley, Richard	D	3	0	1	1	2	0	0	0	0	0	4	0.000
11	Kelly, Steve	C	3	0	1	1	-2	0	0	0	0	0	6	0.000
36	Jackson, Dane	RW	3	0	1	1	1	0	0	0	0	0	3	0.000
35	Huet, Cristobal	G	1	0	0	0	0	0	0	0	0	0	0	0.000
14	Lehoux, Yanick	C	1	0	0	0	0	0	0	0	0	0	1	0.000
22	Pudlick, Mike	D	1	0	0	0	0	0	0	0	0	0	0	0.000
46	Aldous, Chris	D	2	0	0	0	-3	2	0	0	0	0	0	0.000
5	Holland, Jason	D	3	0	0	0	2	0	0	0	0	0	6	0.000
6	Corvo, Joe	D	3	0	0	0	0	0	0	0	0	0	5	0.000
7	Rullier, Joe	D	3	0	0	0	-5	2	0	0	0	0	3	0.000
23	Bekar, Derek	LW	3	0	0	0	-2	2	0	0	0	0	9	0.000
25	Smithson, Jerred	C	3	0	0	0	0	4	0	0	0	0	3	0.000
37	Welch, Dan	F	3	0	0	0	-1	0	0	0	0	0	1	0.000
29	Brennan, Kip	LW	3	0	0	0	-1	0	0	0	0	0	1	0.000
38	Scott, Travis	G	3	0	0	0	0	0	0	0	0	0	1	0.000
TOTALS			3	7	12	19		30	1	0	0	2	87	0.080

No.	Goaltender	GP	MIN	W	L	SO	EN	GA	GAA	SVS	SV%
38	Scott, Travis	3	147:56	0	2	0	1	9	3.65	70	0.886
35	Huet, Cristobal	1	29:43	0	1	0	0	4	8.08	14	0.778
TOTALS		3	180:00	0	3	0	1	14	4.67	84	0.857

2002 CALDER CUP PLAYOFFS

GAME-BY-GAME RESULTS

Date	Opponent	Result	Record	Score	GW Goal	Goaltender	Opposing Goaltender	Attendance
Apr. 13	at Hartford	L	0-1	5-3		Scott	Holmqvist	4,384
Apr. 14	at Hartford	W	1-1	4-3	Healey	Scott	Holmqvist	3,402
Apr. 17	Hartford	W	2-1	6-2	Mair	Scott	Holmqvist	5,526
Apr. 19	Hartford	L	2-2	3-1		Scott	Meyer	8,759
Apr. 20	at Hartford	OTL	2-3	3-2**		Scott	Meyer	4,735

* Overtime Game

** Double Overtime Game

FINAL TEAM STATS

No.	Player	Pos.	GP	G	A	PTS	+/-	PIM	PP	SHG	GWG	FG	Shots	SPCT
11	Kelly, Steve	LW	5	1	8	9	-4	4	0	0	0	0	12	0.083
17	Mair, Adam	RW	5	5	1	6	-3	10	4	0	1	0	20	0.25
23	Bekar, Derek	LW	5	1	4	5	-2	2	1	0	0	1	18	0.056
6	Corvo, Joe	D	5	0	5	5	-2	0	0	0	0	0	12	0
33	Healey, Eric	C	5	2	2	4	-1	8	1	0	1	0	11	0.182
21	Donato, Ted	LW	5	1	3	4	-2	0	1	0	0	0	9	0.111
7	Brennan, Rich	D	5	1	1	2	-1	16	1	0	0	1	7	0.143
26	Schmidt, Chris	C	5	0	2	2	1	0	0	0	0	0	9	0
15	Zizka, Tomas	D	4	1	0	1	-1	14	1	0	0	0	8	0.125
5	Holland, Jason	D	5	1	0	1	-5	5	0	0	0	0	17	0.059
12	Valicevic, Rob	RW	5	1	0	1	-2	4	0	0	0	0	7	0.143
32	Thomas, Scott	RW	5	1	0	1	-1	4	0	0	0	0	11	0.091
36	Jackson, Dane	RW	5	1	0	1	-4	9	0	0	0	0	5	0.2
37	Brennan, Kip	LW	4	0	1	1	-1	26	0	0	0	0	1	0
25	Smithson, Jerred	C	5	0	1	1	0	4	0	0	0	0	3	0
14	Lehoux, Yanick	C	1	0	0	0	0	0	0	0	0	0	0	0
34	Cousineau, Marcel	G	1	0	0	0	0	0	0	0	0	0	0	0
13	Miller, Nate	RW	1	0	0	0	0	0	0	0	0	0	0	0
28	Flinn, Ryan	LW	1	0	0	0	0	0	0	0	0	0	0	0
16	Riva, Dan	C	3	0	0	0	-2	12	0	0	0	0	2	0
55	Rullier, Joe	D	3	0	0	0	-1	5	0	0	0	0	3	0
22	Pudlick, Mike	D	3	0	0	0	-2	6	0	0	0	0	3	0
4	Seeley, Richard	D	5	0	0	0	0	6	0	0	0	0	7	0
38	Scott, Travis	G	5	0	0	0	0	17	0	0	0	0	0	0
TOTALS			5	16	28	44		152	9	0	2	2	165	0.097

No.	Goaltender	GP	MIN	W	L	SO	EN	GA	GAA	SVS	SV%
34	Cousineau, Marcel	1	0:27	0	0	0	0	0	0	0	0
38	Scott, Travis	5	326:51	2	3	0	1	15	2.75	154	0.911
TOTALS		5	329:39	2	3	0	1	16	2.92	154	0.906

TEAM STATISTICS

MONARCHS VS. AHL

Team	GP	W	L	GF	GA	OTW	OTL	WPCT	Years
Binghamton Senators	7	3	4	26	25	1	3	0.429	2011
Bridgeport Sound Tigers	3	0	3	7	14	0	0	0.000	2003
Hartford Wolf Pack	12	5	7	35	42	1	2	0.417	2002, 06
Hershey Bears	10	2	8	17	33	1	3	0.200	2007, 2010
Portland Pirates	4	4	0	14	5	1	0	1.000	2010
Norfolk Admirals	4	1	3	12	14	0	1	0.250	2012
Providence Bruins	16	6	10	37	48	0	3	0.375	2005, 07, 08
Springfield Falcons	4	1	3	8	10	0	3	0.250	2013
* Worcester IceCats	6	2	4	14	14	0	2	0.333	2004
Worcester Sharks	12	8	4	36	24	4	0	0.666	2007, 2010
Totals	67	28	39	172	194	7	11	0.418	

* Defunct Team

OVERTIME RESULTS

Date	Opponent	Result	OT Winner
April 20, 2002	Hartford	Lost 3-2	Marty Wilford (29:39)
April 17, 2004	Worcester	Lost 3-2	Brendan Brooks (46:00)
April 22, 2004	Worcester	Lost 3-2	Scott Pellerin (7:46)
April 19, 2006	Hartford	Lost 3-2	Martin Sonnenberg (16:17)
April 21, 2006	Hartford	Won 6-5	Jeff Giuliano (21:46)
April 20, 2007	Worcester	Won 4-3	John Zeiler (39:12)
April 28, 2007	Worcester	Won 3-2	Brian Boyle (29:37)
April 16, 2008	Providence	Lost 3-2	Pascal Pelletier (9:01)
April 19, 2008	Providence	Lost 3-2	Jeff Hoggan (5:34)
April 21, 2008	Providence	Lost 3-2	Martins Karsums (:46)
May 22, 2010	Hershey	Lost 3-2	Boyd Kane (7:06)
May 20, 2010	Hershey	Lost 3-2	Francois Bouchard (10:38)
May 17, 2010	Hershey	Won 3-2	Justin Azevedo (2:43)
May 15, 2010	Hershey	Lost 3-2	Chris Bourque (10:28)
May 7, 2010	Worcester	Won 2-1	Viatcheslav Voinov (1:55)
April 28, 2010	Worcester	Won 3-2	Bud Holloway (4:29)
April 19, 2010	Portland	Won 2-1	Bud Holloway (2:00)
April 15, 2011	Binghamton	Lost 4-3	Derek Grant (4:03)
April 17, 2011	Binghamton	Won 5-4	Bud Holloway (1:43)
April 20, 2011	Binghamton	Lost 5-4	Kaspars Daugavins (6:38)
April 22, 2011	Binghamton	Lost 2-1	Geoff Kinrade (30:01)
April 23, 2011	Binghamton	Lost 6-5	Ryan Potulny (3:07)
April 27, 2012	Norfolk	Lost 4-3	Alex Killorn (13:27)
April 27, 2013	Springfield	Lost 2-1	Cody Bass (10:36)
April 28, 2013	Springfield	Lost 3-2	Cody Bass (18:44)
May 4, 2013	Springfield	Lost 4-3	Nick Drazenovic (8:06)

CALDER CUP RECORDS

Season	GP	W	L	PTS	PCT	GF	GA	PIM	Result
2002	5	2	3	4	0.400	16	16	152	Lost Conf. QF
2003	3	0	3	0	0.000	7	14	30	Lost Conf. QF
2004	6	2	4	4	0.333	14	14	116	Lost Div. SF
2005	6	2	4	4	0.333	14	22	154	Lost Div. SF
2006	7	3	4	6	0.429	19	26	146	Lost Div. SF
2007	16	8	8	16	0.500	42	47	253	Lost Conf. F
2008	4	0	4	0	0.000	6	11	60	Lost Div. SF
2010	16	10	6	20	0.625	42	30	144	Lost Conf. F
2011	7	3	4	6	0.429	26	25	68	Lost Div. SF
2012	4	1	3	2	0.250	12	14	89	Lost Conf. QF
2013	4	1	3	2	0.250	8	10	233	Lost Conf. QF
TOTALS	78	32	46	64	0.410	206	229	1445	

HOME RECORDS

Season	GP	W	L	GF	GA
2002	2	1	1	7	5
2003	2	0	2	4	8
2004	3	0	3	5	8
2005	3	1	2	7	11
2006	3	1	2	7	15
2007	8	4	4	23	26
2008	2	0	2	4	6
2010	8	6	2	24	12
2011	4	1	3	11	13
2012	2	0	2	5	9
2013	2	1	1	5	5
TOTALS	39	15	24	102	118

ROAD RECORDS

Road	GP	W	L	GF	GA
2002	3	1	2	9	11
2003	1	0	1	3	6
2004	3	2	1	9	6
2005	3	1	2	7	11
2006	4	2	2	12	11
2007	8	4	4	19	21
2008	2	0	2	2	5
2010	8	4	4	18	18
2011	3	2	1	15	12
2012	2	1	1	7	5
2013	2	0	2	3	5
TOTALS	39	17	22	104	111

GENERAL MANAGER RECORDS

Seasons	GP	W	L	PTS	PCT	GF	GA	GM
2002-06	27	9	18	18	0.333	70	92	Kevin Gilmore
2007-present	54	25	29	50	0.463	147	153	Ron Hextall
TOTALS	81	34	47	68	0.420	217	245	

TEAM STATISTICS

COACH RECORDS

Seasons	GP	W	L	PTS	PCT	GF	GA	Coach
2002-05	20	6	14	12	0.300	51	66	Bruce Boudreau
2006	7	3	4	6	0.429	19	26	Jim Hughes
2007-present	54	25	29	50	0.463	147	153	Mark Morris
TOTALS	81	34	47	68	0.420	217	245	

SCORING BY PERIOD

Season	1ST PERIOD		2ND PERIOD		3RD PERIOD		OVERTIME		TOTALS	
	GF	GA	GF	GA	GF	GA	GF	GA	GF	GA
2002	4	5	8	5	4	5	0	1	16	16
2003	4	3	2	6	1	5	0	0	7	14
2004	7	3	1	8	6	1	0	2	14	14
2005	5	10	4	4	5	8	0	0	14	22
2006	4	11	7	6	7	8	1	1	19	26
2007	14	16	13	10	13	21	2	0	42	47
2008	1	1	2	1	3	6	0	2	6	11
2010	10	7	13	7	15	13	4	3	42	30
2011	3	6	12	5	10	10	1	4	26	25
2012	4	3	3	8	5	2	0	1	12	14
2013	4	3	3	3	1	1	0	3	8	10
TOTALS	60	68	68	63	70	80	8	17	206	229

SHOTS BY PERIOD

Season	1ST PERIOD		2ND PERIOD		3RD PERIOD		OVERTIME		TOTALS	
	SF	SA	SF	SA	SF	SA	SF	SA	SF	SA
2002	53	40	48	54	52	56	12	20	165	170
2003	36	29	31	30	20	39	0	0	87	98
2004	51	47	65	59	62	37	30	20	208	163
2005	70	69	59	63	54	51	0	0	183	183
2006	70	81	65	84	57	81	16	26	208	272
2007	166	171	165	151	128	175	31	30	490	527
2008	31	44	44	39	28	45	0	6	103	134
2010	173	153	158	161	125	150	18	24	474	488
2011	79	78	75	73	55	84	30	26	239	261
2012	43	38	34	53	32	42	2	10	111	143
2013	48	62	37	69	43	61	19	23	141	147
TOTALS	820	812	781	836	656	821	158	185	2409	2586

HAT TRICKS - 2

Player	Opponent	Score	Date
Mair, Adam	Hartford	6-2	April 17, 2002
Holloway, Bud	Binghamton	3-0	April 17, 2011

HAT TRICKS VS. MONARCHS - 1

Player	Opponent	Score	Date
Potulny, Ryan	Binghamton	6-3 W	April 19, 2011

PENALTY SHOTS FOR - 1

Date	Opponent	Result
April 22, 2011	Binghamton	Bud Holloway failed vs. Robin Lehner at 4:55 of the 2nd OT period, 2-1 2OTL

PENALTY SHOTS AGAINST - 1

Date	Opponent	Result
April 27, 2013	Springfield	Blake Parlett scored vs. Martin Jones at 10:25 of the 2nd period, 2-1 OTL

SHUTOUTS FOR - 7

Goaltender	Opponent	Score	Date
Hauser, Adam	Worcester	2-0	April 18, 2004
Hauser, Adam	Worcester	6-0	April 20, 2004
Brust, Barry	Hartford	1-0	April 18, 2006
LaBarbera, Jason	Worcester	5-0	April 21, 2007
Bernier, Jonathan	Worcester	5-0	April 30, 2010
Bernier, Jonathan	Worcester	1-0	May 5, 2010
Bernier, Jonathan	Hershey	1-0	May 18, 2010

SHUTOUTS AGAINST - 2

Goaltender	VS	Score	Date
Montoya, Al	Hartford	7-0	April 23, 2006
Rask, Tuukka	Providence	2-0	April 18, 2008

SPECIAL TEAMS

POWER PLAY

HOME					ROAD					OVERALL				
Season	ADV	PPGF	PCT%	RANK	Season	ADV	PPGF	PCT%	RANK	Season	ADV	PPGF	PCT%	RANK
2002	11	4	0.364	2/20	2002	16	5	0.313	1/20	2002	27	9	0.333	1/20
2003	5	0	0.000	20/20	2003	3	1	0.333	4/20	2003	8	1	0.125	14/20
2004	6	2	0.333	1/20	2004	15	4	0.267	3/20	2004	21	6	0.286	1/20
2005	15	1	0.067	14/16	2005	11	4	0.364	1/16	2005	26	5	0.192	3/16
2006	17	2	0.118	11/16	2006	26	4	0.154	11/16	2006	43	6	0.139	11/16
2007	54	8	0.148	8/16	2007	52	5	0.096	14/16	2007	106	13	0.123	12/16
2008	8	2	0.250	1/16	2008	11	1	0.091	13/16	2008	19	3	0.158	8/16
2010	38	7	0.184	12/16	2010	27	3	0.111	10/16	2010	65	10	0.154	12/16
2011	16	4	0.250	4/16	2011	10	4	0.400	1/16	2011	26	8	0.308	1/16
2012	11	1	0.091	12/16	2012	14	0	0.000	16/16	2012	25	1	0.040	15/16
2013	7	2	0.286	2/16	2013	7	1	0.143	8/16	2013	14	3	0.214	5/16

PENALTY KILLING

HOME					ROAD					OVERALL				
Season	ADV	PPGA	PCT%	RANK	Season	ADV	PPGA	PCT%	RANK	Season	ADV	PPGA	PCT%	RANK
2002	9	1	0.889	5/20	2002	12	2	0.833	11/20	2002	21	3	0.857	7/20
2003	7	3	0.571	18/20	2003	5	3	0.400	18/20	2003	12	6	0.500	20/20
2004	9	3	0.667	18/20	2004	17	4	0.765	15/20	2004	26	7	0.731	19/20
2005	18	3	0.833	14/16	2005	18	5	0.722	15/16	2005	36	8	0.778	15/16
2006	23	7	0.696	16/16	2006	26	2	0.923	2/16	2006	49	9	0.816	11/16
2007	52	12	0.769	12/16	2007	47	10	0.787	13/16	2007	99	22	0.778	14/16
2008	11	0	1.000	2/16	2008	13	0	1.000	2/16	2008	24	0	1.000	2/16
2010	26	3	0.885	3/16	2010	26	4	0.846	7/16	2010	52	7	0.865	3/16
2011	16	1	0.938	5/16	2011	18	5	0.722	15/16	2011	34	6	0.824	11/16
2012	13	2	0.846	9/16	2012	11	2	0.818	9/16	2012	24	4	0.833	7/16
2013	8	1	0.875	8/16	2013	12	1	0.917	3/16	2013	20	2	0.900	2/16

SHORTHANDED GOALS FOR

HOME					ROAD					OVERALL				
Season	ADV	SHGF	RANK		Season	ADV	SHGF	RANK		Season	ADV	SHGF	RANK	
2002	9	0	16/20		2002	12	0	15/20		2002	21	0	17/20	
2003	7	0	14/20		2003	5	0	14/20		2003	12	0	16/20	
2004	9	0	13/20		2004	17	1	6/20		2004	26	1	8/20	
2005	18	1	6/16		2005	18	0	12/16		2005	36	1	6/16	
2006	23	0	10/16		2006	26	0	8/16		2006	49	0	10/16	
2007	52	0	16/16		2007	47	1	5/16		2007	99	1	11/16	
2008	11	0	6/16		2008	13	0	8/16		2008	24	0	14/16	
2010	26	0	12/16		2010	26	0	13/16		2010	52	0	13/16	
2011	16	0	7/16		2011	18	1	4/16		2011	34	1	6/16	
2012	13	0	16/16		2012	11	1	5/16		2012	24	1	5/16	
2013	8	0	15/16		2013	12	0	15/16		2013	20	0	15/16	

SHORTHANDED GOALS AGAINST

HOME					ROAD					OVERALL				
Season	ADV	SHGA	RANK		Season	ADV	SHGA	RANK		Season	ADV	SHGA	RANK	
2002	11	0	11/20		2002	16	0	7/20		2002	27	0	7/20	
2003	5	0	9/20		2003	3	0	8/20		2003	8	0	6/20	
2004	6	0	7/20		2004	15	0	8/20		2004	21	0	6/20	
2005	15	0	5/16		2005	11	1	11/16		2005	26	1	8/16	
2006	17	0	4/16		2006	26	0	3/16		2006	43	0	3/16	
2007	54	0	10/16		2007	52	2	15/16		2007	106	2	13/16	
2008	8	1	10/16		2008	11	1	11/16		2008	19	2	15/16	
2010	38	0	7/16		2010	27	0	8/16		2010	65	0	6/16	
2011	16	1	8/16		2011	10	0	3/16		2011	26	1	8/16	
2012	11	0	11/16		2012	14	0	12/16		2012	25	0	8/16	
2013	7	0	12/16		2013	7	1	15/16		2013	14	1	15/16	

TEAM RECORDS

GAME: MOST

GOALS SCORED - 8 @ Hartford, 4/25/06, 8-6 W	SHOTS ON GOAL - 62 vs. Worcester, 4/22/04, 3-2 L	POWER PLAY GOALS, AGAINST - 4 vs. Hartford, 4/23/06, 7-0 L	SHORTHANDED GOALS AGAINST - 1 @ Providence, 4/25/05, 6-3 L @ Providence, 5/8/07, 2-1 L @ Hershey, 5/19/07, 7-2 L
GOALS, OPPONENT - 7 @ Hershey, 5/19/07, 7-2 L	VS. SHOTS ON GOAL, OPPONENT - 55 vs. Hartford, 4/20/02, 3-2 L	LARGEST MARGIN OF VICTORY - 6 vs. Worcester, 4/20/04, 6-0 W	PROVIDENCE, 4/16/08, 3-2 OTL vs. Providence, 4/19/08, 3-2 OTL vs. Binghamton, 4/23/11, 6-5 OTL @ Springfield, 4/28/13, 3-2 OTL
GOALS, COMBINED - 14 @ Hartford, 4/25/06, 8-6 W	SHOTS ON GOAL, COMBINED - 99 @ Hartford, 4/20/02, 3-2 OTL vs. Worcester, 4/22/04, 3-2 OTL	LARGEST MARGIN OF DEFEAT - 7 vs. Hartford, 4/23/06, 7-0 L	
PENALTY MINUTES - 94 vs. Hartford, 4/17/02, 6-2 W	POWER PLAY GOALS - 3 vs. Hartford, 4/17/02, 6-2 W vs. Worcester, 4/20/04, 6-0 W @ Hartford, 4/25/06, 8-6 W vs. Worcester, 4/30/10, 5-0 W	SHORTHANDED GOALS - 1 vs. Worcester, 4/20/04, 6-0 W vs. Providence, 4/23/05, 4-2 W @ Providence, 5/9/07, 3-2 W vs. Binghamton, 4/19/11, 6-3 W @ Norfolk, 4/20/12, 3-2 L	
PENALTY MINUTES, OPPONENT - 129 vs. Hartford, 4/17/02, 6-2 W			
PENALTY MINUTES, COMBINED - 223 vs. Hartford, 4/17/02, 6-2 W			

GAME: FEWEST

SHOTS ON GOAL - 15 vs. Worcester, 4/27/07, 4-1 L	SHOTS ON GOAL, COMBINED - 46 @ Worcester, 4/24/04, 6-1 L	PENALTY MINUTES, OPPONENT - 0 @ Hershey, 5/22/10, 3-2 OTL	PENALTY MINUTES, COMBINED - 2 @ Hershey, 5/22/10, 3-2 OTL
SHOTS ON GOAL, OPPONENT - 17 @ Worcester, 4/24/04, 6-1 L	PENALTY MINUTES - 2 vs. Worcester, 5/7/10, 2-1 OTW @ Hershey, 5/22/10, 3-2 OTL		

TEAM RECORDS

SEASON: MOST

WINS - 10 2010	HOME LOSSES - 4 2007	SHORTHANDED GOALS - 1 2004 2005 2007 2011 2012	SHOTS ON GOAL - 490 2007
HOME WINS - 6 2010	ROAD LOSSES - 4 2007 2010	SHORTHANDED GOALS, OPPONENT - 2 2007 2008	SHOTS ON GOAL, OPPONENT - 527 2007
ROAD WINS - 4 2007 2010	OVERTIME LOSSES - 4 2011	GOALS - 42 2007 2010	PENALTY MINUTES - 253 2007
POINTS - 20 2010	POWER PLAY GOALS -13 2007	GOALS, OPPONENT - 47 2007	PENALTY MINUTES, OPPONENT - 295 2007
LOSSES - 8 2007	POWER PLAY GOALS, OPPONENT - 22 2007		SHUTOUTS - 3 2010
			SHUTOUTS, OPPONENT - 1 2006 2008

SEASON: FEWEST

WINS - 0 2003 2008	HOME LOSSES - 1 2002 2013	POWER PLAY GOALS - 1 2003 2012	PENALTY MINUTES, OPPONENT - 22 2003
HOME WINS - 0 2003 2004 2008 2012	ROAD LOSSES - 1 2004 2011 2012	POWER PLAY GOALS, OPPONENT - 0 2008	SHUTOUTS - 0 2002 2003 2005 2008 2011 2012 2013
ROAD WINS - 0 2003 2008 2013	OVERTIME LOSSES - 0 2003 2005 2007	SHORTHANDED GOALS - 0 2002 2003 2006 2008 2010 2013	SHUTOUTS, OPPONENT - 0 2002 2003 2004 2005 2007 2008 2010 2011 2012 2013
POINTS - 0 2003 2008	SHOTS ON GOAL - 87 2003	SHORTHANDED GOALS, OPPONENT - 0 2002 2003 2004 2006 2010 2012	
LOSSES - 3 2002 2003 2012 2013	SHOTS ON GOAL, OPPONENT - 98 2003	PENALTY MINUTES - 30 2003	
	GOALS - 6 2008		
	GOALS, OPPONENT - 10 2013		

PERIOD: MOST

PENALTY MINUTES - 70 vs. Hartford, 4/17/02, 3rd period, 6-2 L	SHOTS ON GOAL, OPPONENT - 22 vs. Portland, 4/20/10, 1st period, 7-2 W @ Norfolk, 4/21/12, 2nd period, 5-2 W	GOALS, OPPONENT - 4 @ Bridgeport, 4/18/03, 3rd period, 6-3 L @ Worcester, 4/24/04, 2nd period, 6-1 L vs. Providence, 4/22/05, 1st period, 5-1 L @ Hartford, 4/25/06, 1st period, 8-6 W
PENALTY MINUTES, OPPONENT - 119 vs. Hartford, 4/17/02, 3rd period, 6-2 L	SHOTS ON GOAL, COMBINED - 32 @ Norfolk, 4/21/12, 2nd period, 5-2 W vs. Springfield, 5/4/13, 1st period, 4-3 OTL	GOALS, COMBINED - 6 vs. Binghamton, 4/23/11, 2nd period, 6-5 OTL
PENALTY MINUTES, COMBINED - 189 vs. Hartford, 4/17/02, 3rd period, 6-2 L	GOALS SCORED - 4 @ Hartford, 4/25/06, 3rd period, 8-6 W vs. Portland, 4/20/10, 2nd period, 7-2 W vs. Binghamton, 4/19/11, 3rd period, 6-3 W vs. Binghamton, 4/23/11, 2nd period, 6-5 OTL	
SHOTS ON GOAL - 21 @ Portland, 4/17/10, 1st period, 3-1 W		

PERIOD: FEWEST

SHOTS ON GOAL - 2 vs. Worcester, 5/1/10, 3-2 L	SHOTS ON GOAL, OPPONENT - 2 @ Worcester, 4/24/04, 1st & 3rd period, 6-1 L	SHOTS ON GOAL, COMBINED - 11 @ Hartford, 4/13/02, 1st period, 5-3 L @ Providence, 4/25/05, 3rd period, 6-3 L vs. Worcester, 4/27/07, 1st period, 4-1 L
--	---	--

PERIOD: FASTEST

OPENING GOAL - :28 Tim Jackman vs. Providence, 5/12/07, 4-3 W	TWO GOALS - :12 Oscar Moller (16:52) & Andrew Campbell (17:04) vs. Portland, 4/20/10, 3rd period, 7-2 W	THREE GOALS COMBINED - 1:49 Daniel Tkaczuk-BRI (4:13), Trent Hunter-BRI (5:09) & Pavel Rosa-MCH (6:02) @ Bridgeport, 4/18/03, 3rd period, 6-3 L
OPENING GOAL, OPPONENT - :16 Sean Collins @ Hershey, 5/12/10, 4-2 L	TWO GOALS, OPPONENT - :10 Kevin Dallman (7:20) & Dan LaCouture (7:30) vs. Providence, 4/22/05, 1st period, 5-1 L	OVERTIME GOAL - 1:43 Bud Holloway vs. Binghamton, 4/17/11, 5-4 OTW
GOAL FROM START OF PERIOD - :31 Trevor Lewis vs. Portland, 4/20/10, 2nd period, 7-2 W	TWO GOALS, COMBINED - :15 T.J. Kemp-MCH (4:42) & Brian White-PRO (4:57) vs. Providence, 5/1/07, 3rd period, 6-3 L	OVERTIME GOAL, OPPONENT - :46 Martins Karsums vs. Providence, 4/21/08, 3-2 OTL
GOAL FROM START OF PERIOD, OPPONENT - :43 Jeremy Adduno vs. Bridgeport, 4/13/03, 2nd period, 6-3 L		

LEADERS BY SEASON

GAMES PLAYED

Season	Player(s)	GP
2002	15 players tied at	5
2003	17 players tied at	3
2004	13 players tied at	6
2005	15 players tied at	6
2006	17 players tied at	7
2007	13 players tied at	16
2008	16 players tied at	4
2010	13 players tied at	16
2011	15 players tied at	7
2012	16 players tied at	4
2013	18 players tied at	4

GOALS

Season	Player(s)	Goals
2002	Adam Mair	5
2003	Pavel Rosa	3
2004	Noah Clarke, Pavel Rosa	3
2005	Dustin Brown	5
2006	Noah Clarke, Alexandre Daigle	4
2007	Patrick O'Sullivan	8
2008	Matt Moulson	2
2010	Gabe Gauthier, Bud Holloway	7
2011	Bud Holloway	4
2012	Andy Andreoff, Robbie Czarnik, Stefan Legein, Linden Vey	2
2013	Nick Deslauriers, Linden Vey	2

ASSISTS

Season	Player(s)	Assists
2002	Steve Kelly	8
2003	Jared Aulin	4
2004	Pavel Rosa	6
2005	Tom Kostopoulos	7
2006	Alexandre Daigle	7
2007	Patrick O'Sullivan, Oleg Tverdovsky	9
2008	Teddy Purcell	3
2010	Bud Holloway, Dwight King	7
2011	Justin Azevedo, Bud Holloway	7
2012	Thomas Hickey, Linden Vey	4
2013	Andy Andreoff	3

POINTS

Season	Player(s)	PTS
2002	Steve Kelly	9
2003	Jared Aulin, Pavel Rosa	4
2004	Pavel Rosa	9
2005	Dustin Brown, Tom Kostopoulos	7
2006	Alexandre Daigle	11
2007	Patrick O'Sullivan	17
2008	Teddy Purcell	3
2010	Bud Holloway	14
2011	Bud Holloway	11
2012	Linden Vey	6
2013	Nick Deslauriers	4

PLUS/MINUS

Season	Player(s)	+/-
2002	Chris Schmidt	+1
2003	Eric Healey, Jason Holland	+2
2004	Scott Barney	+3
2005	Michael Cammalleri	+3
2006	Mark Ardelan, Marty Wilford	+2
2007	Marty Murray	+7
2008	Five players tied at	+1
2010	Bud Holloway	+7
2011	Bud Holloway	+6
2012	Thomas Hickey	+4
2013	Andy Andreoff, Andrew Campbell	+2

PENALTY MINUTES

Season	Player(s)	PIM
2002	Kip Brennan	26
2003	Sean Avery	8
2004	Yanick Lehoux	16
2005	George Parros, Joe Rullier	27
2006	Tim Jackman	20
2007	Tim Jackman	26
2008	John Zeiler	8
2010	Drew Bagnall	21
2011	Justin Azevedo, Bud Holloway	10
2012	Stefan Legein	15
2013	Scott Sabourin	7

POWER PLAY GOALS

Season	Player(s)	PPG
2002	Adam Mair	4
2003	Sean Avery	1
2004	Six players tied at	1
2005	Brad Smyth	2
2006	Noah Clarke	3
2007	Patrick O'Sullivan	3
2008	Matt Moulson	2
2010	Gabe Gauthier, Trevor Lewis	3
2011	Slava Voynov	2
2012	Andy Andreoff	1
2013	Nick Deslauriers	2

SHORTHANDED GOALS

Season	Player(s)	SHG
2002	None	
2003	None	
2004	Pavel Rosa	1
2005	Chris Schmidt	1
2006	None	
2007	Jeff Giuliano	1
2008	None	
2010	None	
2011	Justin Azevedo	1
2012	Stefan Legein	1
2013	None	

GAME-WINNING GOALS

Season	Player(s)	GWG
2002	Eric Healey, Adam Mair	1
2003	None	
2004	Scott Barney, Petr Kanko	1
2005	Noah Clarke, Jason Holland	1
2006	Alexandre Daigle, Jeff Giuliano, Matt Ryan	1
2007	John Zeiler	2
2008	None	
2010	Bud Holloway	6
2011	Justin Azevedo, Bud Holloway, David Kolomatis	1
2012	Robbie Czarnik	1
2013	David Meckler	1

FIRST GOALS

Season	Player(s)	FG
2002	Derek Bekar, Rich Brennan	1
2003	Sean Avery, Eric Healey	1
2004	Scott Barney	2
2005	Troy Milam, Brad Smyth	1
2006	Alexandre Daigle	1
2007	Tim Jackman	2
2008	Petr Kanko, David Meckler	1
2010	Corey Elkins, Bud Holloway	2
2011	Justin Azevedo, Corey Elkins, Tyler Toffoli, Slava Voynov	1
2012	Justin Azevedo, Linden Vey	1
2013	Nick Deslauriers	1

SHOTS

Season	Player(s)	Shots
2002	Adam Mair	20
2003	Sean Avery	10
2004	Bryan Muir, Pavel Rosa	21
2005	Michael Cammalleri	21
2006	Alexandre Daigle	22
2007	Patrick O'Sullivan	66
2008	Marc-Andre Cliche, Matt Moulson, Teddy Purcell	11
2010	Trevor Lewis	52
2011	Bud Holloway	25
2012	Justin Azevedo	15
2013	Tanner Pearson	16

LEADERS BY SEASON

GAMES PLAYED

Season	Goaltender(s)	GP
2002	Travis Scott	5
2003	Travis Scott	2
2004	Adam Hauser	4
2005	Mathieu Garon	6
2006	Barry Brust	5
2007	Jason LaBarbera	13
2008	Jonathan Bernier	3
2010	Jonathan Bernier	16
2011	Jeff Zatkoff	5
2012	Martin Jones	3
2013	Martin Jones	4

WINS

Season	Goaltender(s)	Wins
2002	Travis Scott	2
2003	None	
2004	Adam Hauser	2
2005	Mathieu Garon	2
2006	Barry Brust	2
2007	Jason LaBarbera	6
2008	None	
2010	Jonathan Bernier	10
2011	Martin Jones	2
2012	Martin Jones	1
2013	Martin Jones	1

LOSSES

Season	Goaltender(s)	Losses
2002	Travis Scott	3
2003	Travis Scott	2
2004	Adam Hauser, Milan Hnilicka	2
2005	Mathieu Garon	4
2006	Barry Brust, Adam Hauser	2
2007	Jason LaBarbera	7
2008	Jonathan Bernier	3
2010	Jonathan Bernier	6
2011	Jeff Zatkoff	3
2012	Jeff Zatkoff	2
2013	Martin Jones	3

OVERTIME WINS

Season	Goaltender(s)	OTW
2002	None	
2003	None	
2004	None	
2005	None	
2006	Barry Brust	1
2007	Jason LaBarbera	2
2008	None	
2010	Jonathan Bernier	4
2011	Jonathan Bernier	1
2012	None	
2013	None	

SHUTOUTS

Season	Goaltender(s)	SO
2002	None	
2003	None	
2004	Adam Hauser	2
2005	None	
2006	Barry Brust	1
2007	Jason LaBarbera	1
2008	None	
2010	Jonathan Bernier	3
2011	None	
2012	None	
2013	None	

GOALS-AGAINST-AVERAGE

Season	Goaltender(s)	GAA
2002	Travis Scott	2.75
2003	Travis Scott	3.65
2004	Adam Hauser	1.89
2005	Adam Hauser	1.71
2006	Adam Hauser	3.05
2007	Barry Brust	1.81
2008	Jonathan Quick	1.02
2010	Jonathan Bernier	1.81
2011	Martin Jones	2.54
2012	Martin Jones	2.33
2013	Martin Jones	2.16

SAVE PERCENTAGE

Season	Goaltender(s)	SV%
2002	Travis Scott	0.911
2003	Travis Scott	0.888
2004	Milan Hnilicka	0.914
2005	Adam Hauser	0.905
2006	Adam Hauser	0.913
2007	Barry Brust	0.936
2008	Jonathan Quick	0.974
2010	Jonathan Bernier	0.939
2011	Martin Jones	0.921
2012	Martin Jones	0.933
2013	Martin Jones	0.932

SAVES

Season	Goaltender(s)	SVS
2002	Travis Scott	154
2003	Travis Scott	70
2004	Adam Hauser	94
2005	Mathieu Garon	142
2006	Barry Brust	151
2007	Jason LaBarbera	391
2008	Jonathan Bernier	89
2010	Jonathan Bernier	458
2011	Jeff Zatkoff	131
2012	Martin Jones	84
2013	Martin Jones	137

MINUTES PLAYED

Season	Goaltender(s)	Minutes
2002	Travis Scott	326:51
2003	Travis Scott	147:56
2004	Adam Hauser	286:00
2005	Mathieu Garon	284:58
2006	Barry Brust	278:38
2007	Jason LaBarbera	824:03
2008	Jonathan Bernier	195:21
2010	Jonathan Bernier	996:11
2011	Jeff Zatkoff	252:34
2012	Martin Jones	154:44
2013	Martin Jones	277:10



ALL-TIME LEADERS

MOST GAMES PLAYED

SEASON

Player	GP	Season
1 13 Players tied at	16	2007
13 Players tied at	16	2010

CAREER

Player	GP	Season
1 Zeiler, John	41	2007-08, 2010-11
2 Clarke, Noah	35	2004-07
Gauthier, Gabe	35	2007-08, 2010
4 Kanko, Petr	34	2004-08
5 Ryan, Matt	33	2005-08
Meckler, David	33	2008, 2010-13
7 Campbell, Andrew	31	2010-13
8 Kolomatis, David	30	2010-13
9 Giuliano, Jeff	29	2003-07
10 Nolan, Doug	27	2005-07

MOST ASSISTS

SEASON

Player	Assists	Season
1 O'Sullivan, Patrick	9	2007
Tverdovsky, Oleg	9	2007
3 Kelly, Steve	8	2002
Harrold, Peter	8	2007
Murray, Marty	8	2007
6 Kostopoulos, Tom	7	2005
Daigle, Alexandre	7	2006
Holloway, Bud	7	2010, 11
King, Dwight	7	2010
Azevedo, Justin	7	2011

CAREER

Player	Assts	Season
1 Holloway, Bud	14	2010-11
Azevedo, Justin	14	2010-11
3 King, Dwight	10	2010-11
4 Kelly, Steve	9	2002-04
Tverdovsky, Oleg	9	2007
O'Sullivan, Patrick	9	2007
Harrold, Peter	9	2007-08
Hickey, Thomas	9	2010-12
9 Seven players tied at	8	

MOST PENALTY MINUTES

SEASON

Player	PIM	Season
1 Parros, George	27	2005
Rullier, Joe	27	2005
3 Brennan, Kip	26	2002
Jackman, Tim	26	2007
Nolan, Doug	26	2005
6 Nolan, Doug	25	2007
7 Bagnall, Drew	21	2010
8 Jackman, Tim	20	2006
9 Seeley, Richard	19	2006
Wilford, Marty	19	2006

CAREER

Player	PIM	Season
1 Nolan, Doug	64	2005-07
2 Rullier, Joe	52	2002-06
3 Jackman, Tim	46	2006-07
4 Kanko, Petr	39	2004-08
5 Parros, George	31	2004-05
6 Zeiler, John	30	2007-08, 2010-11
7 Ryan, Matt	27	2005-08
8 Four players tied at	26	

MOST SHORTHANDED GOALS

SEASON

Player	SHG	Season
1 Rosa, Pavel	1	2004
Schmidt, Chris	1	2005
Giuliano, Jeff	1	2007
Azevedo, Justin	1	2011
Leggin, Stefan	1	2012

CAREER

Player	SHG	Season
1 Schmidt, Chris	1	2002-05
Rosa, Pavel	1	2003-04
Giuliano, Jeff	1	2003-07
Azevedo, Justin	1	2010-12
Leggin, Stefan	1	2012

MOST SHOTS

SEASON

Player	Shots	Season
1 O'Sullivan, Patrick	66	2007
2 Lewis, Trevor	52	2010
Holloway, Bud	51	2010
Gauthier, Gabe	40	2010
5 Loktionov, Andrei	38	2010
Tverdovsky, Oleg	35	2007
6 Giuliano, Jeff	34	2007
Moulson, Matt	34	2007
Moller, Oscar	34	2010
10 Clarke, Noah	33	2007

CAREER

Player	Shots	Season
1 Clarke, Noah	82	2004-07
2 Holloway, Bud	76	2010-11
3 Meckler, David	74	2008, 2010-13
4 O'Sullivan, Patrick	66	2007
5 Lewis, Trevor	63	2007-08, 2010
Azevedo, Justin	63	2010-12
7 Gauthier, Gabe	60	2007-08, 2010
Ryan, Matt	60	2005-08
9 Kanko, Petr	52	2004-08
10 Giuliano, Jeff	48	2003-07

MOST GOALS

SEASON

Player	Goals	Season
1 O'Sullivan, Patrick	8	2007
2 Gauthier, Gabe	7	2010
Holloway, Bud	7	2010
4 Murray, Marty	6	2007
5 Mair, Adam	5	2002
Brown, Dustin	5	2005
Lewis, Trevor	5	2010
8 Four tied at	4	

CAREER

Player	Goals	Season
1 Holloway, Bud	11	2010-11
2 Clarke, Noah	9	2004-07
3 O'Sullivan, Patrick	8	2007
Gauthier, Gabe	8	2007-08, 2010
6 Giuliano, Jeff	7	2003-07
Azevedo, Justin	7	2010-12
8 Rosa, Pavel	6	2003-04
Murray, Marty	6	2007
10 Five players tied at	5	

MOST POINTS

SEASON

Player	Points	Season
1 O'Sullivan, Patrick	17	2007
2 Holloway, Bud	14	2010
Murray, Marty	14	2007
4 Holloway, Bud	11	2011
Daigle, Alexandre	11	2006
Harrold, Peter	11	2007
Tverdovsky, Oleg	11	2007
Gauthier, Gabe	11	2010
9 Azevedo, Justin	10	2011
10 Six players tied at	9	

CAREER

Player	Points	Season
1 Holloway, Bud	25	2010-11
2 Azevedo, Justin	21	2010-12
3 Clarke, Noah	17	2004-07
O'Sullivan, Patrick	17	2007
5 Zeiler, John	16	2007-08, 2010-11
Gauthier, Gabe	16	2007-08, 2010
7 Murray, Marty	14	2007
King, Dwight	14	2010-11
9 Rosa, Pavel	13	2003-04
Elkins, Corey	13	2010-11

MOST POWER PLAY GOALS

SEASON

Player	PPG	Season
1 Mair, Adam	4	2002
2 Clarke, Noah	3	2006
O'Sullivan, Patrick	3	2007
Gauthier, Gabe	3	2010
Lewis, Trevor	3	2010
6 Nine players tied at	2	

CAREER

Player	PPG	Season
1 Clarke, Noah	4	2004-07
Mair, Adam	4	2002
3 O'Sullivan, Patrick	3	2007
Gauthier, Gabe	3	2007-08, 2010
Lewis, Trevor	3	2007-08, 2010
Holloway, Bud	3	2010-11
7 11 players tied at	2	

MOST GAME-WINNING GOALS

SEASON

Player	GWG	Season
1 Holloway, Bud	6	2010
2 Zeiler, John	2	2007
3 24 players tied at	1	

CAREER

Player	GWG	Season
1 Holloway, Bud	7	2010-11
2 Ryan, Matt	2	2005-08
Gauthier, Gabe	2	2007-08, 2010
Zeiler, John	2	2007-08, 2010-11
Azevedo, Justin	2	2010-12
6 17 players tied at	1	

BEST PLUS/MINUS

SEASON

Player	+/-	Season
1 Murray, Marty	+7	2007
Holloway, Bud	+7	2010
3 Piskula, Joe	+6	2010
Holloway, Bud	+6	2011
5 Tverdovsky, Oleg	+5	2007
Azevedo, Justin	+5	2010
Bagnall, Drew	+5	2010
8 Six players tied at	+4	

CAREER

Player	+/-	Season
1 Holloway, Bud	+13	2010-11
2 Muzzin, Jake	+8	2010-12
3 Murray, Marty	+7	2007
Piskula, Joe	+7	2008, 2010
5 Tverdovsky, Oleg	+5	2007
Bagnall, Drew	+5	2008, 2010
King, Dwight	+5	2010-11
Hickey, Thomas	+5	2010-12
8 Three players tied at	+4	

GOALTENDING LEADERS & RECORDS

MOST GAMES PLAYED

SEASON

Goaltender	GP	Season
1 Bernier, Jonathan	16	2010
2 LaBarbera, Jason	13	2007
3 Garon, Mathieu	6	2005
4 Scott, Travis	5	2002
5 Brust, Barry	5	2006
6 Brust, Barry	5	2007
7 Zatkoff, Jeff	5	2011
8 Hauser, Adam	4	2004
9 Jones, Martin	4	2011
10 Jones, Martin	4	2013

CAREER

Goaltender	GP	Season
1 Bernier, Jonathan	19	2008, 2010
2 LaBarbera, Jason	13	2007
3 Jones, Martin	11	2011-13
4 Brust, Barry	10	2006-07
5 Hauser, Adam	9	2004-06
6 Scott, Travis	8	2002-03
7 Zatkoff, Jeff	7	2011-12
8 Garon, Mathieu	6	2005
9 Hnilecka, Milan	2	2004
10 Four players tied at	1	

MOST WINS

SEASON

Goaltender	Wins	Season
1 Bernier, Jonathan	10	2010
2 LaBarbera, Jason	6	2007
3 Scott, Travis	2	2002
4 Hauser, Adam	2	2004
5 Garon, Mathieu	2	2005
6 Brust, Barry	2	2006
7 Brust, Barry	2	2007
8 Jones, Martin	2	2011
9 Four players tied at	1	

CAREER

Goaltender	Wins	Season
1 Bernier, Jonathan	10	2008, 2010
2 LaBarbera, Jason	6	
3 Brust, Barry	4	2006-07
4 Jones, Martin	4	2011-13
5 Hauser, Adam	3	2004-06
6 Scott, Travis	2	2002-03
7 Garon, Mathieu	2	2005
8 Zatkoff, Jeff	1	2011-12
9 Five players tied at	0	

MOST LOSSES

SEASON

Goaltender	Losses	Season
1 LaBarbera, Jason	7	2007
2 Bernier, Jonathan	6	2010
3 Garon, Mathieu	4	2005
4 Scott, Travis	3	2002
5 Bernier, Jonathan	3	2008
6 Zatkoff, Jeff	3	2011
7 Jones, Martin	3	2013
8 Six players tied at	2	

CAREER

Goaltender	Losses	Season
1 Bernier, Jonathan	9	2008, 2010
2 LaBarbera, Jason	7	2007
3 Scott, Travis	5	2002-03
4 Zatkoff, Jeff	5	2011-12
5 Jones, Martin	5	2011-13
6 Hauser, Adam	4	2004-06
7 Garon, Mathieu	4	2005
8 Brust, Barry	3	2006-07
9 Hnilecka, Milan	2	2004
10 Two players tied at	1	

MOST MINUTES

SEASON

Goaltender	Minutes	Season
1 Bernier, Jonathan	996:11	2010
2 LaBarbera, Jason	824:03	2007
3 Scott, Travis	326:51	2002
4 Hauser, Adam	286:00	2004
5 Garon, Mathieu	284:58	2005
6 Brust, Barry	278:38	2006
7 Jones, Martin	277:10	2013
8 Zatkoff, Jeff	252:34	2011
9 Jones, Martin	212:40	2011
10 Brust, Barry	198:37	2007

CAREER

Goaltender	Minutes	Season
1 Bernier, Jonathan	1191:32	2008, 2010
2 LaBarbera, Jason	824:03	2007
3 Jones, Martin	644:24	2011-13
4 Hauser, Adam	533:17	2004-06
5 Brust, Barry	477:15	2006-07
6 Scott, Travis	474:47	2002-03
7 Zatkoff, Jeff	349:25	2011-12
8 Garon, Mathieu	284:58	2005
9 Hnilecka, Milan	126:35	2004
10 Quick, Jonathan	58:50	2008

LOWEST GAA

SEASON

Goaltender	GAA	Season
1 Quick, Jonathan	1.02	2008
2 Hauser, Adam	1.71	2005
3 Brust, Barry	1.81	2007
4 Bernier, Jonathan	1.81	2010
5 Hauser, Adam	1.89	2004
6 Jones, Martin	2.16	2013
7 Jones, Martin	2.33	2012
8 Hnilecka, Milan	2.37	2004
9 Jones, Martin	2.54	2011
10 Scott, Travis	2.75	2002

CAREER

Goaltender	GAA	Season
1 Quick, Jonathan	1.02	2008
2 Bernier, Jonathan	1.96	2008, 2010
3 Hauser, Adam	2.25	2004-06
4 Jones, Martin	2.33	2011-13
5 Hnilecka, Milan	2.37	2004
6 LaBarbera, Jason	2.77	2007
7 Brust, Barry	2.89	2006-07
8 Scott, Travis	3.03	2002-03
9 Garon, Mathieu	3.58	2005
10 Zatkoff, Jeff	3.95	2011-12

HIGHEST SAVE PERCENTAGE

SEASON

Goaltender	SV%	Season
1 Quick, Jonathan	0.974	2008
2 Bernier, Jonathan	0.939	2010
3 Brust, Barry	0.936	2007
4 Jones, Martin	0.933	2012
5 Jones, Martin	0.932	2013
6 Jones, Martin	0.921	2011
7 Hnilecka, Milan	0.914	2004
8 Hauser, Adam	0.913	2004
9 Hauser, Adam	0.913	2006
10 Two players tied at	0.911	

CAREER

Goaltender	SV%	Season
1 Quick, Jonathan	0.974	2008
2 Bernier, Jonathan	0.933	2008, 2010
3 Jones, Martin	0.929	2011-13
4 Hnilecka, Milan	0.914	2004
5 Hauser, Adam	0.913	2004-06
6 Brust, Barry	0.912	2006-07
7 LaBarbera, Jason	0.911	2007
8 Scott, Travis	0.903	2002-03
9 Garon, Mathieu	0.893	2005
10 Zatkoff, Jeff	0.884	2011-12

MOST SHUTOUTS

SEASON

Goaltender	SO	Season
1 Bernier, Jonathan	3	2010
2 Hauser, Adam	2	2004
3 Brust, Barry	1	2006
4 LaBarbera, Jason	1	2007

CAREER

Goaltender	SO	Season
1 Bernier, Jonathan	3	2008, 2010
2 Hauser, Adam	2	2004-06
3 Brust, Barry	1	2006-07
4 LaBarbera, Jason	1	2007

MOST SAVES

SEASON

Goaltender	Saves	Season
1 Bernier, Jonathan	458	2010
2 LaBarbera, Jason	391	2007
3 Scott, Travis	154	2002
4 Brust, Barry	151	2006
5 Garon, Mathieu	142	2005
6 Jones, Martin	137	2013
7 Zatkoff, Jeff	131	2011
8 Jones, Martin	105	2011
9 Hauser, Adam	95	2006
10 Hauser, Adam	94	2004

CAREER

Goaltender	Saves	Season
1 Bernier, Jonathan	547	2008, 2010
2 LaBarbera, Jason	391	2007
3 Jones, Martin	326	2011-13
4 Brust, Barry	239	2006-07
5 Scott, Travis	224	2002-03
6 Hauser, Adam	210	2004-06
7 Zatkoff, Jeff	176	2011-12
8 Garon, Mathieu	142	2005
9 Hnilecka, Milan	53	2004
10 Quick, Jonathan	38	2008

GOALTENDING RECORDS

SEASON HIGHS

MOST GAMES PLAYED - 16 Jonathan Bernier (2010)	MOST LOSSES - 7 Jason LaBarbera (2007)	LOWEST GAA - 1.02 Jonathan Quick (2008)	MOST PENALTY MINUTES - 17 Travis Scott (2002)
CONSECUTIVE APPEARANCES - 16 Jonathan Bernier, 4/16/10 - 5/22/10	MOST MINUTES PLAYED - 996:11 Jonathan Bernier (2010)	HIGHEST SAVE PERCENTAGE - .974 Jonathan Quick (2008)	LONGEST SHUTOUT STREAK - 141:02 Adam Hauser, 4/18/04 - 4/22/04
MOST WINS - 10 Jonathan Bernier (2010)	MOST SAVES - 458 Jonathan Bernier (2010)	MOST SHUTOUTS - 3 Jonathan Bernier (2010)	

RECORDS & STREAKS

GOALTENDING RECORDS

GAME HIGHS

MOST GOALS ALLOWED - 7
Barry Brust, vs. Hartford, 4/23/06, 7-0 L

MOST SHOTS FACED - 55
Travis Scott, @ Hartford, 4/20/02, 3-2 OTL

MOST SAVES - 52
Travis Scott, @ Hartford, 4/20/02, 3-2 OTL

PERIOD HIGHS

MOST GOALS ALLOWED - 4
Adam Hauser @ Worcester, 4/24/04, 2nd period, 6-1 L
Adam Hauser @ Hartford, 4/25/06, 1st period, 8-6 W

MOST SAVES - 22
Jonathan Bernier vs. Portland, 4/20/10, 1st period, 7-2 W

MOST SHOTS FACED - 22
Jonathan Bernier vs. Portland, 4/20/10, 1st period, 7-2 W
Martin Jones @ Norfolk, 4/21/12, 2nd period, 5-2 W

INDIVIDUAL RECORDS

SEASON: MOST

GAMES PLAYED - 16
13 Players tied (2007)
13 Players tied (2010)

GOALS - 8
Patrick O'Sullivan (2007)

ASSISTS - 9
Patrick O'Sullivan (2007)
Oleg Tverdovsky (2007)

POINTS - 17
Patrick O'Sullivan (2007)

SHOTS ON GOAL - 66
Patrick O'Sullivan (2007)

GAME-WINNING GOALS - 6
Bud Holloway (2010)

POWER PLAY GOALS - 4
Adam Mair (2002)

SHORTHANDED GOALS - 1
Pavel Rosa (2004)
Chris Schmidt (2005)
Jeff Giuliano (2007)
Justin Azevedo (2011)
Stefan Legein (2012)

FIRST GOALS OF THE GAME - 2
Adam Mair (2002)
Tim Jackman (2007)
Corey Elkins (2010)
Bud Holloway (2010)

PENALTY MINUTES - 27
George Parros (2005)
Joe Rullier (2005)

PLUS/MINUS - +7
Marty Murray (2007)
Bud Holloway (2010)

GAME: MOST

GOALS - 3
Adam Mair vs. Hartford, 4/17/02, 6-2 W
Bud Holloway @ Binghamton, 4/17/11, 5-4 OTW

ASSISTS - 4
Alexandre Daigle vs. Hartford, 4/21/06, 6-5 OTW

SHOTS ON GOAL - 9
Sam Florek vs. Worcester, 4/22/04, 3-2 OTL

POWER PLAY GOALS - 3
Adam Mair vs. Hartford, 4/17/02, 6-2 W

SHORTHANDED GOALS - 1
Pavel Rosa vs. Worcester, 4/20/04, 6-0 W
Chris Schmidt vs. Providence, 4/23/05, 4-2 W
Jeff Giuliano @ Providence, 5/9/07, 3-2 W
Justin Azevedo @ Binghamton, 4/19/11, 6-3 W
Stefan Legein @ Norfolk, 4/20/12, 3-2 L

PLUS/MINUS - +5
Joe Piskula vs. Portland, 4/20/10, 7-2 W

PENALTY MINUTES - 20
Doug Nolan vs. Providence, 4/23/05, 4-2 W

POINTS - 4
Alexandre Daigle, 4 assists, vs. Hartford, 4/21/06, 6-5 OTW
Noah Clarke, 2 goals, 2 assists, @ Hartford, 4/25/06, 8-6 W
Alexandre Daigle, 2 goals, 2 assists, @ Hartford, 4/25/06, 8-6 W
Bud Holloway, 3 goals, 1 assist, @ Binghamton, 4/17/11, 5-4 OTW

PERIOD: MOST

GOALS - 2
Adam Mair @ Hartford, 4/13/02, 2nd period, 5-3 L
Dustin Brown @ Providence, 4/25/05, 2nd period, 6-3 L
Marty Murray vs. Providence, 5/2/07, 2nd period, 4-1 W
Trevor Lewis vs. Portland, 4/20/10, 2nd period, 7-2 W
Trevor Lewis vs. Worcester, 4/30/10, 2nd period, 5-0 W
Bud Holloway @ Binghamton, 4/17/11, 2nd period, 5-4 OTW

POINTS - 3
Oleg Tverdovsky, 1 goal, 2 assists, vs. Worcester, 4/18/07, 1st period, 5-2 W
Noah Clarke, 1 goal, 2 assists, @ Worcester, 4/25/07, 3rd period, 3-2 L

PENALTY MINUTES - 20
Doug Nolan vs. Providence, 4/23/05, 3rd period, 4-2 W

ASSISTS - 2
Joe Corvo @ Hartford, 4/13/02, 2nd period, 5-3 L
Tomas Zizka @ Bridgeport, 4/18/03, 1st period, 6-3 L
Tomas Zizka @ Worcester, 4/20/04, 3rd period, 6-0 W
Tom Kostopoulos vs. Providence, 4/23/05, 1st period, 4-2 W
Michael Cammalleri @ Providence, 4/27/05, 1st period, 3-2 W
Alexandre Daigle vs. Hartford, 4/21/06, 3rd period, 6-5 OTW
Oleg Tverdovsky vs. Worcester, 4/18/07, 1st period, 5-2 W
Brian Boyle @ Worcester, 4/28/07, 1st period, 3-2 OTW
Andrei Loktionov vs. Portland, 4/20/10, 2nd period, 7-2 W
Oscar Moller vs. Worcester, 4/30/10, 2nd period, 5-0 W
Thomas Hickey vs. Hershey, 5/20/10, 3rd period, 3-2 OTL
David Kolomatsis @ Binghamton, 4/17/11, 2nd period, 5-4 OTW
Bud Holloway @ Binghamton, 4/19/11, 3rd period, 6-3 W
Justin Azevedo vs. Binghamton, 4/23/11, 2nd period, 6-5 L

STREAKS

TEAM STREAKS: LONGEST

WINNING STREAK - 4
4-0, 4/16/10 - 4/20/10

WINNING STREAK AT HOME - 3
3-0, 4/19/10 - 4/30/10
3-0, 5/7/10 - 5/18/10

WINNING STREAK ON THE ROAD - 2
2-0, 4/18/04 - 4/20/04
2-0, 5/9/07 - 5/14/07
2-0, 4/16/10 - 4/17/10
2-0, 4/17/11 - 4/19/11

LOSING STREAK - 4
0-4, 5/19/07 - 5/26/07
0-4, 4/16/08 - 4/21/08

LOSING STREAK AT HOME - 3
0-3, 4/15/04 - 4/22/04
0-3, 4/15/11 - 4/23/11

LOSING STREAK ON THE ROAD - 3
0-3, 5/12/10 - 5/22/10

PLAYER STREAKS: LONGEST

GOAL STREAK - 4
Dustin Brown, 4/23/05 - 4/28/05, 5 goals
Bud Holloway, 4/16/10 - 4/20/10, 4 goals

ASSIST STREAK - 6
Justin Azevedo, 4/16/10 - 4/28/10, 6 assists

POINT STREAK - 10
Bud Holloway, 4/16/10 - 5/7/10, 11 points (6g, 5a)

GOALTENDING STREAKS

MOST CONSECUTIVE STARTS - 16
Jonathan Bernier, 4/16/10 - 5/22/10

LONGEST WINNING STREAK - 4
Jonathan Bernier, 4/16/10 - 4/20/10

CONSECUTIVE SHUTOUT MINUTES - 141:02
Adam Hauser, 4/18/04 - 4/22/04

MOST CONSECUTIVE GAMES PLAYED - 16
Jonathan Bernier, 4/16/10 - 5/22/10

LONGEST LOSING STREAK - 4
Jason LaBarbera, 5/19/07 - 5/26/07



MONARCHS CARE FOUNDATION



MONARCHS CARE FOUNDATION



The Manchester Monarchs take pride in serving communities throughout New Hampshire through financial support, recreational and educational programs, publicity and the involvement of our players, coaches, staff and mascot. It is our goal to be a catalyst for community spirit and pride through our organization's myriad of community activities and our charitable fund, the Monarchs Care Foundation.

Since its inception, the Monarchs Care Foundation has donated more than \$2 million in monetary and in-kind contributions to charitable organizations throughout New Hampshire. An award-winning non-profit organization, dedicated to providing educational and recreational opportunities for children, the Monarchs Care Foundation is proud to make a difference in the lives of countless children and their families.

SCHOOL PROGRAMS

The Monarchs enjoy spending time with children, whether reading to them, talking to them about living a healthy lifestyle or playing hockey with them. The children, in turn, are always eager to meet and learn from professional athletes, who serve as excellent role models.

WINNING WITH WELLNESS

Our Winning With Wellness program allows students to interact with players in an educational setting. The program, geared toward elementary students, features Monarchs players visiting schools throughout southern New Hampshire to discuss the importance of leading a healthy lifestyle through nutrition and exercise. The program includes interactive discussions and videos. It lasts about 45 minutes, followed by plenty of time for questions and autographs.

READ ACROSS AMERICA

The Monarchs annual participate in the nation-wide Read Across America event. The players head out to local schools and share 'Z is for Zamboni' with elementary school children and local libraries.



FUNDRAISERS & EVENTS

The Monarchs Care Foundation and the Monarchs host many of their own fundraisers throughout the year to raise money for the Monarchs Care Foundation as well as non-profit organizations in the greater Manchester area. Some of the fundraisers include:

ACE BAILEY GOLF CLASSIC

The Ace Bailey Golf Classic is held annually at the Manchester Country Club in Bedford, New Hampshire. The tournament is hosted in honor of Garnet "Ace" Bailey. Ace worked for the Los Angeles Kings as the Director of Pro Scouting. He was lost in the tragic events of September 11, 2001. The goal of this event is to celebrate Ace's life and to raise funds for a worthy cause in his name. In our commitment to embrace and place emphasis on children's health care issues, proceeds benefit the Level II Special Care Nursery at Catholic Medical Center and The Ace Bailey Children's Foundation.

MONARCHS AT YOUR SERVICE: CASINO NIGHT

The Monarchs At Your Service event will feature a new Casino Night theme this year. Players will serve as casino dealers and then also play casino games with Monarchs fans. Proceeds benefit Child Health Services and the Manchester Boys & Girls Club.



MONARCHS CARE FOUNDATION



PINK IN THE RINK

The Monarchs Care Foundation and Catholic Medical Center team up to raise awareness and money to fight breast cancer. For one game each February, the Monarchs turn the Verizon Wireless Arena pink! The ice is painted pink and the Monarchs players wear pink jerseys and socks that are auctioned off following the game.

BOWLING WITH THE MONARCHS

The Monarchs Care Foundation is teaming up to support Special Olympics of New Hampshire! Monarchs fans have the opportunity to bowl the night away with their favorite Monarchs players in January! The players will wear vintage bowling shirts that will be auctioned off at the end of the night and all proceeds will go directly to the Special Olympics of New Hampshire.



TEAMING UP FOR WARMTH

The Monarchs team up with E&R Cleaners to host a coat drive at an early season game. E&R Cleaners donates its cleaning service to prepare the coats for delivery.



TOYS FOR TOTS

In partnership with Toys for Tots, the Monarchs annually host a toy drive during a game in December. New unwrapped toys are collected and distributed to children throughout New Hampshire.

TEDDY BEAR TOSS

The Monarchs ask fans to donate new, unused stuffed animals for children in need during the holiday season. Fans throw the stuffed animals onto the ice following the Monarchs first goal of the game!



MEDIA PROCEDURES

PRESS CREDENTIALS

Press credentials may be obtained by contacting Kimberly Mueller, Manchester Monarchs Vice President of Public Affairs, no later than 5:00 p.m. the day before a game via e-mail (kmueller@manchestermmonarchs.com), phone (603-626-7825, extension 6105) or fax (603-626-7022). If making a request by fax, the request must be on company letterhead of the newspaper or radio/television station employing the reporter. Freelancers must have a letter of assignment from an accredited medium to obtain a press credential.

PARKING

Working media attending Monarchs games are responsible for their own parking at the Verizon Wireless Arena.

MEDIA ENTRANCE

The Media Entrance is located on the backside of the Verizon Wireless Arena in the Suite Holders parking lot, near the intersection of Lake Avenue and Chestnut Street. Working media are issued press credentials and meal tickets at this location. The Media Entrance opens two hours before game time. No media will be granted access to the building before that time.

PRESS LOUNGE

A Press Lounge is staffed at the Verizon Wireless Arena prior to Monarchs games. The lounge is located on the service level of the arena across the hall from the Monarchs dressing room. A pre-game meal is provided for all working media. Tickets for the meal are issued at the Media Entrance along with press credentials. Pre-game meal service begins two hours prior to the opening face-off.

PRESS BOX

The Verizon Wireless Arena Press Box is located on the upper concourse in the second suite level next to suite #27. The Press Box is reserved for working members of the media and Monarchs game personnel (Off-Ice Officials). A Monarchs press credential is needed for access to the Press Box.

PHOTOGRAPHERS

Photographers may shoot from designated areas assigned by the Monarchs Public Relations staff. Designated locations include the handicapped accessible seating areas atop sections 108 and 120, and on the ice surface in sections 117 and 118, 124 through 125, 104 and 111. Please note that photographers are in reserved seating and a patron's view may be obstructed by their presence. Photographers are asked to please be aware of their location at all times. A photo box, located between the team benches, is also available for use during Monarchs games. Photographers in the photo box may not leave the box until the end of a period. Photographers are not allowed in dressing rooms and are not permitted in the team bench areas before or during games. If photographers would like to shoot from places other than those designated, they must first obtain permission from the Monarchs Vice President of Public Affairs. All requests are handled individually.

TELEVISION REPORTERS

All television stations in need of special footage (i.e. a preferred location for a back drop) during Monarchs games must make requests through the Monarchs Vice President of Public Affairs. Footage must be restricted to game play, players, crowd and other in-arena (non-game) activities.

GAME BROADCAST INTERVIEWS

All television/radio requests for pre-game interviews and between period interviews with coaches and players must be confirmed the day before a game. If radio or television stations would like non-game personnel for interviews, such as Monarchs front office and hockey department staff members, visiting team personnel, NHL scouts and AHL or NHL representatives, requests must first be confirmed no later than noon on game day.

DRESSING ROOM REGULATIONS

As voted on by the AHL's Board of Governors, league policy grants access to working media in dressing rooms 10 minutes following the end of a game. Working media are not allowed in the dressing rooms before or during Monarchs games. Monarchs Head Coach Mark Morris is available for post-game commentary 10 minutes after Monarchs games. He conducts interviews in his office, located within the Monarchs dressing room.

GAME NOTES/GAME SUMMARIES

Game notes are available for the working media at the Media Entrance and in the Press Box two hours before Monarchs games. Scoring and statistical summaries are available in the Press Box and the locker rooms 15 to 20 minutes following the end of a game. Summaries, as well as out-of-town scores, are also distributed between periods. Working media may file post-game stories from the Press Box. Monarchs Public Relations staff members will be available for assistance. Internet hook-ups are available on a first-come, first-served basis. Wireless Internet access is available throughout the arena.

TELEPHONES

The Monarchs Public Relations department provides telephones in the Press Box to accommodate the working media. Long distance telephone service is not available on telephones.

PRACTICES

All Monarchs practices are held at the Verizon Wireless Arena unless another event is utilizing the arena. If this is the case, practices are held at another facility located near Manchester, New Hampshire. Practices begin at 10:00 a.m. but are subject to change. Working media are asked to call ahead to confirm the time and location of Monarchs practices. Working media are granted access to players and coaches 10 minutes after practice for interviews.

AUTOFAIR

Makes It Happen!



YOU'RE IN
MONARCHS
COUNTRY

GET IN THE GAME!

AUTOFAIR.com