

#CHICAGOWOLVES



**CHICAGO WOLVES**  
**4X LEAGUE CHAMPIONS**

**2017-18 MEDIA GUIDE**



## WESTERN CONFERENCE

### CENTRAL DIVISION

Chicago Wolves	CHI
Cleveland Monsters	CLE
Grand Rapids Griffins	GR
Iowa Wild	IA
Milwaukee Admirals	MIL
Manitoba Moose	MB
Rockford IceHogs	RFD

### PACIFIC DIVISION

Bakersfield Condors	BAK
Ontario Reign	ONT
San Antonio Rampage	SA
San Diego Gulls	SD
San Jose Barracuda	SJ
Stockton Heat	STJ
Texas Stars	TEX
Tucson Roadrunners	TUC

[chicagowolves.com](http://chicagowolves.com)  
[clevelandmonsters.com](http://clevelandmonsters.com)  
[griffinhockey.com](http://griffinhockey.com)  
[iowawild.com](http://iowawild.com)  
[milwaukeeadmirals.com](http://milwaukeeadmirals.com)  
[moosehockey.com](http://moosehockey.com)  
[icehogs.com](http://icehogs.com)

St. Louis Blues  
Columbus Blue Jackets  
Detroit Red Wings  
Minnesota Wild  
Nashville Predators  
Winnipeg Jets  
Chicago Blackhawks

[bakersfieldcondors.com](http://bakersfieldcondors.com)  
[ontarioreign.com](http://ontarioreign.com)  
[sarampage.com](http://sarampage.com)  
[sandiegogulls.com](http://sandiegogulls.com)  
[sjbarracuda.com](http://sjbarracuda.com)  
[stocktonheat.com](http://stocktonheat.com)  
[texasstarshockey.com](http://texasstarshockey.com)  
[tucsonroadrunners.com](http://tucsonroadrunners.com)

Edmonton Oilers  
Los Angeles Kings  
Colorado Avalanche  
Anaheim Ducks  
San Jose Sharks  
Calgary Flames  
Dallas Stars  
Arizona Coyotes

## EASTERN CONFERENCE

### ATLANTIC DIVISION

Bridgeport Sound Tigers	BNG
Charlotte Checkers	CHA
Hartford Wolf Pack	HFD
Hershey Bears	HER
Lehigh Valley Phantoms	LV
Providence Bruins	PRO
Springfield Thunderbirds	SPR
Wilkes-Barre/Scranton Penguins	WBS

### NORTH DIVISION

Belleville Senators	BEL
Binghamton Devils	BNG
Laval Rocket	LAV
Rochester Americans	ROC
Syracuse Crunch	SYR
Toronto Marlies	TOR
Utica Comets	UTI

[soundtigers.com](http://soundtigers.com)  
[gocheckers.com](http://gocheckers.com)  
[hartfordwolfpack.com](http://hartfordwolfpack.com)  
[hersheybears.com](http://hersheybears.com)  
[lehighvalleyphantoms.com](http://lehighvalleyphantoms.com)  
[providencebruins.com](http://providencebruins.com)  
[springfieldthunderbirds.com](http://springfieldthunderbirds.com)  
[wbspenguins.com](http://wbspenguins.com)

[bellevillesens.com](http://bellevillesens.com)  
[binghamtondevils.com](http://binghamtondevils.com)  
[rocketlaval.com](http://rocketlaval.com)  
[amerks.com](http://amerks.com)  
[syracusecrunch.com](http://syracusecrunch.com)  
[torontomarlies.com](http://torontomarlies.com)  
[uticacomets.com](http://uticacomets.com)

New York Islanders  
Carolina Hurricanes  
New York Rangers  
Washington Capitals  
Philadelphia Flyers  
Boston Bruins  
Florida Panthers  
Pittsburgh Penguins

Ottawa Senators  
New Jersey Devils  
Montreal Canadiens  
Buffalo Sabres  
Tampa Bay Lightning  
Toronto Maple Leafs  
Vancouver Canucks

# 2017-18 CHICAGO WOLVES REGULAR-SEASON SCHEDULE

## OCTOBER

S	M	T	W	T	F	S
1	2	3	4	5	6	7
				TEX 7:00	TEX 7:00	
8	9	10	11	12	13	14
					ONT 7:00	
15	16	17	18	19	20	21
					TUC 7:00	
22	23	24	25	26	27	28
TUC 4:00			MB 11:00 AM	GR 8:00	MIL 7:00	
29	30	31				

## NOVEMBER

S	M	T	W	T	F	S
			1	2	3	4
				GR 8:00		
5	6	7	8	9	10	11
		MIL 10:30 AM			SA 7:00	
12	13	14	15	16	17	18
MIL 3:00			MB 7:00	MB 7:00		
19	20	21	22	23	24	25
RFD 4:00		TEX 7:00		MIL 7:00	RFD 7:00	
26	27	28	29	30		
IA 3:00						

## DECEMBER

S	M	T	W	T	F	S
						1
				RFD 7:00	GR 7:00	2
3	4	5	6	7	8	9
		SD 7:00		CLE 8:00	CLE 12:00 PM	
10	11	12	13	14	15	16
		RFD 7:00		GR 8:00	IA 7:00	
17	18	19	20	21	22	23
MIL 3:00			GR 8:00 AM	RFD 7:00		
24	25	26	27	28	29	30
31			MIL 7:00	MIL 7:00	RFD 7:00	

## OPPONENTS KEY

BAKERSFIELD CONDORS - BAK  
CLEVELAND MONSTERS - CLE  
GRAND RAPIDS GRIFINS - GR  
IOWA WILD - IA  
MANITOBA MOOSE - MB  
MILWAUKEE ADMIRALS - MIL  
ONTARIO REIGN - ONT  
ROCKFORD ICEHOGS - RFD  
SAN ANTONIO RAMPAGE - SA  
SAN DIEGO BULLS - SD  
TEXAS STARS - TEX  
TUCSON ROADRUNNERS - TUC

## HOME AWAY

ALL TIMES ARE CENTRAL. DATES AND TIMES SUBJECT TO CHANGE.  
FOR BROADCASTS, CHECK YOUR LOCAL LISTINGS.

## JANUARY

S	M	T	W	T	F	S
	1	2	3	4	5	6
	IA 12:00 PM		CLE 7:00	MB 7:00	GR 7:00	
7	8	9	10	11	12	13
			SD 8:00	BAK 8:00	ONT 8:00	
14	15	16	17	18	19	20
			IA 7:00		BAK 8:00	
21	22	23	24	25	26	27
CLE 3:00				TUC 8:00	TUC 8:00	
28	29	30	31			
ALL-STAR						

## FEBRUARY

S	M	T	W	T	F	S
						1
				MIL 7:00	RFD 7:00	2
4	5	6	7	8	9	10
				IA 7:00		
11	12	13	14	15	16	17
				CLE 7:00	SA 7:00	
18	19	20	21	22	23	24
CLE 3:00						
25	26	27	28			
MB 8:00		TEX 10:00 AM				

## MARCH

S	M	T	W	T	F	S
						1
				SA 7:00	TEX 7:00	2
4	5	6	7	8	9	10
				MIL 7:00	MB 7:00	
11	12	13	14	15	16	17
RFD 3:00						
18	19	20	21	22	23	24
IA 3:00		CLE 6:00		CLE 6:00	RFD 8:00	
25	26	27	28	29	30	31
GR 8:00		IA 7:00			TEX 7:00	

## APRIL

S	M	T	W	T	F	S
1	2	3	4	5	6	7
		MIL 7:00		IA 7:00	MIL 7:00	
8	9	10	11	12	13	14
		MIL 7:00		RFD 7:00	RFD 7:00	
15	16	17	18	19	20	21
MB 4:00						
22	23	24	25	26	27	28
29	30					
APRIL - JUNE						
CALDER CUP PLAYOFFS						

## TICKET PLANS

STARTING AT \$100  
1-800-THE-WOLVES

TRACK  
THE PACK!  
IN-GAME AND ON THE GO!

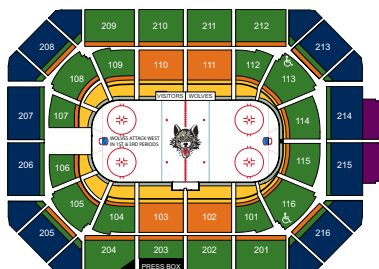


CHICAGOWOLVES.COM

WEAR  
WOLVES



CHICAGOWOLVESSTORE.COM



## INDIVIDUAL GAME TICKET PRICES

\$54.25 RINK SIDE

\$39.25 GOLD CIRCLE

\$29.75 ORANGE LEVEL

\$22.75 GREEN LEVEL

\$19.75 BLUE LEVEL

\$13.25 PURPLE LEVEL

For additional information or details on wheelchair accessible seating, please call us at 1-800-THE-WOLVES.

Price includes \$2 surcharge on day-of-game tickets.



## BASICS

The Making of the Wolves	2
Front Office Directory	12
Don Levin, Chairman of the Board	13
Buddy Meyers	14
Wayne Messmer	15
Seth Gold, Irwin Jann	16
Mike Gordon	17
Wendell Young, General Manager	18
Gene Ubriaco	20
Bill Bentley	22
Mike Nardella, Norine Gilner	23
Rocky Thompson, Head Coach	24
Chris Dennis	26
Bob Nardella	27
Stan Dubicki, Jeff Conkle	28
Kevin Kacer, Craig Kogut	29
Courtney Mahoney, Jon Sata	30
Kevin Dooley, Lindsey Willhite	31
Jason Shaver, Bill Gardner	32

## PLAYERS

Beau Bennett	34
Jake Bischoff	36
Conner Bleackley	38
Chris Casto	40
Oscar Dansk	42
Bryce Gervais	44
Tomas Hyka	46
Keegan Kolesar	48
Max Lagace	50
Curtis Leonard	52
Petteri Lindholm	54
Mackenzie MacEachern	56
Stefan Matteau	58
Kenney Morrison	60
Dmitry Osipov	62
Brandon Pirri	64
Teemu Pulkkinen	66
Brett Sterling	68
Shea Theodore	72
Paul Thompson	74
Brock Trotter	76
Alex Tuch	78
T.J. Tynan	80
Scotter Vaughan	82
Jake Walman	84
Tyler Wong	86
Pronunciation Guide	88

## 2016-17 YEAR IN REVIEW

Regular-Season Statistics	90
Postseason Statistics	91
Regular-Season Home and Road Statistics	92
Wolves Leaders at a Glance	93
Game-by-Game Results	94
Game Summaries	96
Records in Review	104
Player Transactions	107
AHL Standings	110
AHL Regular-Season Scoring Leaders	111
AHL Regular-Season Goaltending Leaders	112
AHL Postseason Scoring Leaders	113
AHL Postseason Goaltending Leaders	114

## RECORDS AND HISTORY

All-Time Regular-Season Team Records	116
All-Time Regular-Season Individual Records	120
All-Time Postseason Team Records	123
All-Time Postseason Individual Records	126
All-Time Postseason History	128
All-Time Record	130
All-Time Year-by-Year Statistics	131
All-Time Regular-Season Scoring	134
All-Time Regular-Season Goaltending	135
All-Time Postseason Scoring	136
All-Time Postseason Goaltending	138
Year-by-Year Scoring (1994-95)	140
Year-by-Year Scoring (1995-96)	141
Year-by-Year Scoring (1996-97)	142
Year-by-Year Scoring (1997-98)	143
Year-by-Year Scoring (1998-99)	144
Year-by-Year Scoring (1999-2000)	145
Year-by-Year Scoring (2000-01)	146
Year-by-Year Scoring (2001-02)	147
Year-by-Year Scoring (2002-03)	148
Year-by-Year Scoring (2003-04)	149

Year-by-Year Scoring (2004-05)	150
Year-by-Year Scoring (2005-06)	151
Year-by-Year Scoring (2006-07)	152
Year-by-Year Scoring (2007-08)	153
Year-by-Year Scoring (2008-09)	154
Year-by-Year Scoring (2009-10)	155
Year-by-Year Scoring (2010-11)	156
Year-by-Year Scoring (2011-12)	157
Year-by-Year Scoring (2012-13)	158
Year-by-Year Scoring (2013-14)	159
Year-by-Year Scoring (2014-15)	160
Year-by-Year Scoring (2015-16)	161
Year-by-Year Scoring (2016-17)	162
Regular-Season Year-by-Year Leaders	164
Game-by-Game Results (1994-95)	169
Game-by-Game Results (1995-96)	170
Game-by-Game Results (1996-97)	171
Game-by-Game Results (1997-98)	172
Game-by-Game Results (1998-99)	173
Game-by-Game Results (1999-2000)	174
Game-by-Game Results (2000-01)	175
Game-by-Game Results (2001-02)	176
Game-by-Game Results (2002-03)	177
Game-by-Game Results (2003-04)	178
Game-by-Game Results (2004-05)	179
Game-by-Game Results (2005-06)	180
Game-by-Game Results (2006-07)	181
Game-by-Game Results (2007-08)	182
Game-by-Game Results (2008-09)	183
Game-by-Game Results (2009-10)	184
Game-by-Game Results (2010-11)	185
Game-by-Game Results (2011-12)	186
Game-by-Game Results (2012-13)	187
Game-by-Game Results (2013-14)	188
Game-by-Game Results (2014-15)	189
Game-by-Game Results (2015-16)	190
Game-by-Game Results (2016-17)	191
All-Time Coaching and Captains	192
All-Time Attendance	194
All-Time Goal Scorers	195
All-Time Overtime Games	196
All-Time Shootout Games	198
All-Time Shutouts For	199
All-Time Shutouts Against	202
All-Time Hat Tricks For	206
All-Time Hat Tricks Against	208
All-Time Penalty Shots For	209
All-Time Penalty Shots Against	210
All-Star Game History	212
Wolves League Honors	214
Wolves Firsts	215
Wolves Most Recent	216
All-Time Skater Roster	226
All-Time Goaltending Roster	228
All-Time Jersey Number Register	228

## OPPONENTS

The American Hockey League	233
Bakersfield, Belleville, Binghamton, Bridgeport	234
Charlotte, Cleveland, Grand Rapids, Hartford	236
Hershey, Iowa, Laval, Lehigh Valley	237
Manitoba, Milwaukee, Ontario, Providence	238
Rochester, Rockford, San Antonio, San Diego	239
San Jose, Springfield, Stockton, Syracuse	240
Texas, Toronto, Tucson, Utica	241
Wilkes-Barre/Scranton	241

## VEGAS GOLDEN KNIGHTS

Organizational Directory	243
Organizational Roster	244

## MEDIA

Game-Day, Practice Information and Directions	245
Contact, General and Ticket Information	248



**JAN. 25, 1994**

The International Hockey League grants franchise rights to Don Levin, Buddy Meyers and Grant Mulvey to operate a team in Chicago, called the Chicago Wolves, with home games at the Rosemont Horizon. Ex-Blackhawk Mulvey is named president/general manager and Wayne Messmer is chosen as senior vice president.

**JAN. 28, 1994**

The Wolves officially announce the franchise and name the Horizon as its home rink. The Horizon debuts plans for a \$4 million renovation project that includes a state-of-the-art ice-making system.

**FEB. 21, 1994**

The Wolves receive more than 1,000 calls on the first day season tickets go on sale.

**APRIL 27, 1994**

Ground is broken on the Horizon renovation project; the first objective is to build new locker rooms.

**JULY 14, 1994**

The Wolves announce Gene Ubriaco as their first assistant general manager/head coach, which marks the eighth time the experienced architect of pro hockey teams is hired for an inaugural season.

**JULY 15, 1994**

The Wolves sign their first player: veteran IHL defenseman Kevin MacDonald. He arrives as the Phoenix Roadrunners' all-time leader in penalty minutes (855).

**AUG. 10, 1994**

The Wolves sign two Chicago-area natives: left wing Tim Breslin and center Jeff Rohlicek.

**AUG. 12, 1994**

The Wolves announce WCBR "The Bear" (92.7 FM) as the official radio home of the Wolves; the station reveals plans to carry all 81 regular-season games and playoff games live for the 1994-95 season.

**AUG. 15, 1994**

Center Brian Wiseman signs a Wolves contract. The University of Michigan product was a finalist for the 1994 Hobey Baker Memorial Award in his senior season.

**AUG. 23, 1994**

The Wolves announce their inaugural season schedule.

**SEPT. 13, 1994**

Long-time Chicago Blackhawks left wing Al Secord signs a contract to play for the Wolves.

**SEPT. 18, 1994**

The Wolves kick off their preseason schedule with a 5-3 victory over the Milwaukee Admirals in Zion.

**OCT. 1, 1994**

The Wolves begin their inaugural season with a 6-5 shootout loss against the Detroit Vipers at the Palace of Auburn Hills.

**OCT. 14, 1994**

A sellout crowd of 16,623 celebrates the Wolves' first home game and 4-2 victory against Detroit. The event begins with the emotional return of Wayne Messmer, who sings the national anthem publicly for the first time since being shot in a robbery attempt on April 9, 1994.

**NOV. 23, 1994**

Left wing Steve Maltais records the Wolves' first hat trick as part of a 7-4 road victory against the Cleveland Lumberjacks.

**FEB. 10, 1995**

Goaltender Ray LeBlanc registers a 1994-95 IHL season-high 51 saves during a 5-2 loss at Milwaukee.

**MARCH 8, 1995**

Goaltender Ray LeBlanc records the team's first shutout as the Wolves blank the visiting Peoria Rivermen 3-0.

**MARCH 19, 1995**

Left wing Steve Maltais collects three goals, including his 50th goal of the season, and three assists during a 7-3 victory over the Las Vegas Thunder in front of 16,144 fans. The Wolves also honor 8-year-old Paul Munda of Elmwood Park as the 400,000th fan to attend a Wolves game.

**APRIL 9, 1995**

A total of 13,539 fans enjoy the final regular-season game, which wraps up the Wolves' first-place finish in IHL paid attendance for the 1994-95 season.

**MAY 11, 1995**

The Wolves and WCUI-TV Channel 26 announce a multi-year agreement that enables fans to see Wolves games on TV for free. At least 22 home and road contests, a preseason special and a weekly "Wolves TV" show are part of the first year of the deal.

**JULY 16, 1995**

The Wolves sign former National Hockey League All-Star right wing Rob Brown, the IHL's 1993-94 scoring leader and most valuable player.

**MARCH 1, 1996**

Grant Mulvey steps behind the bench for the first time as interim head coach, replacing Gene Ubriaco. The Wolves respond with a 4-3 win against the Fort Wayne Komets, their second victory in 10 games. Chicago finishes March with a then-franchise record 10-4-2 mark.

**MARCH 3, 1996**

A crowd of 17,186, the fourth-largest in team history, rocks the Horizon during the Wolves' 9-5 victory against Cleveland to snap a six-game home winless skid.

**MARCH 9, 1996**

Right wing Rob Brown posts an assist during Chicago's 4-3 loss against Milwaukee to become the first player in club history to reach the 100-point mark in a single season.

**MARCH 10, 1996**

Left wing Steve Maltais collects his fifth hat trick of the season, which includes his 100th goal in a Wolves uniform, during Chicago's 6-5 loss at Milwaukee.

**MARCH 24, 1996**

The Wolves shell Kansas City 10-3 and set team records for most goals in a game (10); most power-play goals in a game (8); most goals in a period (6); and largest margin of victory (7). Right wing Rob Brown collects an IHL season-high and franchise-record eight points and six assists, while Steve Maltais tallies a pair of goals to become only the 12th player in IHL history to record back-to-back 50-goal seasons.

**APRIL 9, 1996**

Right wing Rob Brown scores his 49th and 50th goals during the Wolves' 6-5 loss against Las Vegas to join teammate Steve Maltais in the 50-goal category. It marks just the seventh time in the IHL's 51-year history that two players from the same team accomplish the feat in the same season.

**APRIL 28, 1996**

Chicago advances to the second round of the Turner Cup Playoffs for the first time in team history with a 2-1 overtime victory in Game 4 against the San Francisco Spiders. Defenseman Kevin Pozzo's first professional playoff goal at the 1:53 mark of overtime lifts the Wolves to the 3-1 series triumph.

**MAY 3, 1996**

Behind an IHL playoff-high and career-best 56-save performance by Wendell Young, the Wolves pull off a 5-3 upset over the IHL regular-season champion Las Vegas Thunder at the Thomas & Mack Center to take a 1-0 lead in the Western Conference Semifinal. Left wing Steve Maltais nets two goals, including the game-winner.

**SEPT. 4, 1996**

Grant Mulvey is named head coach of the Wolves and continues to serve as the organization's president and general manager.

**OCT. 18, 1996**

The Wolves earn an 8-2 win over the Phoenix Roadrunners in their home opener, extending their record in home openers to 3-0-0 (Wendell Young was in net for all three wins). The victory also kick-starts a then-franchise-record seven-game winning streak.

**NOV. 27, 1996**

The Wolves down the defending Turner Cup Champion Utah Grizzlies 3-1 to set a team record with six straight home victories to open the season.

**DEC. 4, 1996**

For the second consecutive month, Wolves right wing Rob Brown receives recognition as IHL Player of the Month. He becomes the first player in IHL history to capture the award in back-to-back months since its inception during the 1992-93 season. Brown notched 21 points (11G, 10A) in 11 games during October and 30 points (12G, 18A) in 15 games during November.

**DEC. 31, 1996**

The Wolves suffer a 3-0 shutout against the San Antonio Dragons, which brings right wing Rob Brown's career-best 32-game-point-scoring streak to an end. Brown's run was the longest point streak in the IHL in 1996-97.

**FEB. 18, 1997**

Wolves right wing Rob Brown, left wing Steve Maltais and center Troy Murray are named to represent the Western Conference in the IHL All-Star Game at Grand Rapids' Van Andel Arena. Brown garners the third-most votes by the fans to become a starter. Maltais and Murray are selected by the coaches. Murray's first selection to an all-star team in his 16-year professional career is highlighted by being named captain.

## MARCH 7, 1997

Grant Mulvey is relieved of his duties as president, general manager and head coach. The team names Finland native Alpo Suhonen as its interim head coach. Suhonen leads the team to a 9-5-1 mark the rest of the season.

## MARCH 8, 1997

Right wing Rob Brown eclipses the 100-point mark for the fourth consecutive season with a goal and an assist in a 6-2 victory against the Orlando Solar Bears.

## MARCH 19, 1997

Left wing Steve Maltais nets his 50th goal of the season, becoming the fifth player in the IHL's 52-year history to record three consecutive 50-goal campaigns.

## APRIL 12, 1997

Left wing Steve Maltais registers his franchise-record 60th goal during a 3-0 victory over the Manitoba Moose at the Rosemont Horizon.

## APRIL 19, 1997

In Game 2 of the Turner Cup Playoffs against the San Antonio Dragons, the Wolves pull off one of the most stunning victories in franchise history. Trailing 3-0 entering the third period, Chicago rises to the occasion with three goals in the final 20 minutes to tie the game. Right wing Rob Brown wins it with a goal in overtime.

## MAY 30, 1997

Left wing Tim Breslin is named the IHL's Amway/Nutrilite Man of the Year and receives the I. John Snider Trophy for his outstanding community service.

## SEPT. 4, 1997

The Wolves name John Anderson as the fifth head coach in team history after Alpo Suhonen decides not to return due to personal commitments in Europe. Kevin Cheveldayoff is named general manager while Gene Ubriaco shifts his role in the organization to director of hockey operations/assistant general manager.

## FEB. 10, 1998

Wolves left wing Steve Maltais, goaltender Wendell Young, defenseman Kevin Dahl and right wing Ravil Gusmanov are named to represent the Western Conference in the IHL All-Star Game at Orlando Arena. Maltais and Young are voted starters by the fans. It marks Maltais' fifth IHL All-Star Game – fourth straight with the Wolves – while Dahl appears in his second overall and first with the Wolves. Young and Gusmanov make their first appearances in the IHL's midseason classic.

## MARCH 27, 1998

Chicago clinches its first Midwest Division title with a 5-3 win against Milwaukee.

## APRIL 12, 1998

Goaltender Wendell Young collects his 100th win with the Wolves as Chicago defeats the Milwaukee Admirals 7-5 in the regular-season finale. The Wolves finish the 1997-98 regular season with franchise records in wins (55), points (113), home wins (29) and road wins (26). Chicago's 55 wins and 29 victories on home ice lead the IHL.

## APRIL 22, 1998

Behind a 40-save performance by goaltender Wendell Young, the Wolves earn a 1-0 Game 3 victory over the Manitoba Moose 1-0 to sweep the Western Conference Quarterfinal and earn the franchise's first sweep. Chicago advances to the second round of the playoffs for the second time in team history, while the shutout is the first in franchise postseason history.

## MAY 11, 1998

Powered by center Steve Larouche's hat trick, the Wolves defeat the Milwaukee Admirals 4-3 in Game 6 to wrap up their best-of-seven Western Conference Semifinal. Chicago advances to the Western Conference Final for the first time.

## MAY 26, 1998

After seeing their 3-0 lead in the Western Conference Final slip to 3-2, the Wolves eliminate the Long Beach Ice Dogs with a 7-4 Game 6 victory at Long Beach Arena. With the win, Chicago captures the Ken Ulyot Trophy that goes to the IHL's Western Conference champion and earns the team's first berth in the Turner Cup Final.

## JUNE 15, 1998

Backed by 16,701 fans, the second-largest crowd in Turner Cup Final history, the Wolves shut out the Detroit Vipers 3-0 in Game 7 to capture their first Turner Cup Championship. The triumph caps the IHL's first seven-game championship series in 13 years. Chicago wins the last two games of the series to become only the sixth team in the IHL's 53-year history to rebound from a 3-2 deficit in the Final. Wolves center Alexander Semak walks away with the N.R. "Bud" Poile Trophy as the postseason's most valuable player.

## OCT. 10, 1998

With a regular-season franchise-record 18,339 in attendance, the Wolves kick off their first IHL season as defending Turner Cup Champions with a banner-raising ceremony and a 3-2 victory against the Grand Rapids Griffins. It marks the first time in team history that Chicago opens the season on home ice.

## DEC. 2, 1998

The Wolves record their 100th victory on home ice by defeating the Orlando Solar Bears 7-4.

## JAN. 3, 1999

Chicago's home game against the Grand Rapids Griffins is postponed because the team is stranded in Kansas City due to severe weather conditions throughout the Great Lakes region. It marks the first time in team history that a game must be postponed. The game is rescheduled for April 14.

## JAN. 17, 1999

Left wing Steve Maltais, right wing Niklas Andersson, defenseman Tom Tilley and goaltender Pat Jablonski are selected to represent the Western Conference in the IHL All-Star Game at Cincinnati's Firststar Center. Maltais and Jablonski, the top vote-getters, are named starters, although Jablonski does not play due to injury. Wolves center Chris Marinucci is added to the Western Conference roster after Milwaukee Admirals center Mark Mowers is recalled by the Nashville Predators. Andersson leads all Western Conference players in the game with two goals and an assist.

## FEB. 22, 1999

The Hockey News votes Chicago's logo the best in major professional hockey (excluding the NHL) for the second year in a row. The Wolves become the first repeat winner in the history of the logo-ranking competition.

## APRIL 10, 1999

With three goals against the Fort Wayne Komets – his team-leading second hat trick of the season – Wolves left wing Steve Maltais becomes the IHL's most prolific goal-scorer over a five-year span with 274 goals from 1994-99. He surpasses the mark of 271 registered by Muskegon Lumberjacks right wing Dave Michayluk from 1984-89.

## APRIL 11, 1999

By defeating the Detroit Vipers 3-1 in Rosemont, the Wolves capture their second straight Midwest Division title. The victory also secures the second-best record in the Western Conference and a first-round bye in the playoffs.

## APRIL 16, 1999

Steve Maltais scores Chicago's only tally in a 3-1 loss against the Manitoba Moose to finish the season with a league-leading 56 goals, which marks his fourth 50-goal season in five years.

## MAY 18, 1999

Powered by goaltender Wendell Young's 30 saves and his third career playoff shutout, the Wolves beat the Houston Aeros 3-0 to even the Western Conference Semifinal at three games apiece and force a decisive Game 7. The shutout is Chicago's third in postseason history.

## MAY 20, 1999

The Houston Aeros score three unanswered goals in the third period to defeat the Wolves 4-1 in Game 7 and eliminate the defending Turner Cup Champions from the IHL Playoffs.

## JUNE 3, 1999

Center Chris Marinucci is named the IHL's Man of the Year. He receives the I. John Snider II Trophy, given to the player who has distinguished himself through unselfish donation of time and other resources to charitable and educational efforts within his community.

## SEPT. 14, 1999

Former NHL defenseman Marty Howe becomes the team's assistant coach. He replaces Matt Shaw, who was named the head coach of the United Hockey League's Quad City Mallards on July 7.

**OCT. 16, 1999**

The Wolves record the team's first shutout in a home opener as they defeat the Cincinnati Cyclones 3-0 in front of 14,032 fans, the third largest home-opening crowd at Allstate Arena. Goaltender Wendell Young stops all 25 shots he faces.

**FEB. 9, 2000**

Goaltender Wendell Young becomes the first goaltender in franchise history to record shutouts in back-to-back starts. Chicago defeats the Michigan K-Wings 6-0 on Feb. 1 before blanking the Manitoba Moose 2-0 on Feb. 9.

**FEB. 23, 2000**

Captain Steve Maltais records his 300th goal in a Wolves uniform during a 3-2 home loss against the Orlando Solar Bears.

**FEB. 26, 2000**

The Wolves blank the Kansas City Blades 3-0 to give the franchise shutouts in consecutive games for the first time. Goaltender Wendell Young turns away 21 shots for his fourth shutout of the season.

**MARCH 1, 2000**

For the second time during the 1999-2000 season, goaltender Wendell Young records shutouts in back-to-back starts. The Wolves win 3-0 on Feb. 26 at Kansas City and 1-0 on March 1 at Orlando. Young goes on to record six shutouts during the season for a then franchise record.

**MARCH 17, 2000**

The Wolves set a franchise-record 12-game winning streak with a 4-3 shootout win against the Kansas City Blades at Kemper Arena.

**MARCH 30, 2000**

With a 4-3 shootout win against the Houston Aeros at the Compaq Center, the Wolves set a franchise-record nine-game road winning streak.

**APRIL 15, 2000**

Chicago earns a 3-0 victory over Milwaukee at Allstate Arena to notch its franchise-record ninth shutout of the season.

**APRIL 16, 2000**

The Wolves beat the defending Turner Cup Champion Houston Aeros 5-3 in the regular-season finale to capture their first Fred A. Huber, Jr., Memorial Trophy, which symbolizes the IHL's regular-season championship. Left wing Steve Maltais collects his first league scoring title, the Leo P. Lamoureux Trophy, with 90 points and his sixth consecutive IHL season posting 40 or more goals.

**MAY 3, 2000**

The Wolves eliminate the Long Beach Ice Dogs and goaltender Nikolai Khabibulin with a 4-1 win in Game 4 of the Western Conference Semifinal, which marks the franchise's first sweep in a best-of-seven series.

**MAY 9, 2000**

Captain Steve Maltais captures the IHL's Ironman Award to become the first member of the Wolves to receive the accolade. The award is given to the player who plays in each one of his team's regular-season games and displays outstanding offensive and defensive skills.

**MAY 23, 2000**

The Wolves advance to the Turner Cup Final for the second time in three years by defeating the defending Turner Cup champion Houston Aeros with four consecutive wins, including three on the road, in the best-of-seven series. Chicago becomes the sixth (and final) team in IHL history to win a playoff series after dropping the first two games and the third team to do it after losing the first two games at home.

**JUNE 1, 2000**

Center Steve Larouche receives the IHL's John Cullen Award as the Comeback Player of the Year. He is the first Wolves player to be honored with the award, which is annually given to the player deemed as a key contributor to his team while overcoming injury, illness or other personal obstacles. Larouche scored 13 goals and 38 points in 33 games with the Wolves during the 1998-99 season before suffering a season-ending knee injury against the Detroit Vipers on Dec. 29, 1998. He rebounded in 1999-2000 to lead the IHL with 57 assists and finish second in the league with 88 points.

**JUNE 3, 2000**

Wolves fans set an IHL playoff attendance record when 18,412 spectators crowd into the Allstate Arena for Game 5 of the Turner Cup Final. Chicago could have clinched the Turner Cup championship with a win, but suffered a 6-4 loss to the Grand Rapids Griffins.

**JUNE 5, 2000**

After the Wolves and Griffins play a scoreless first period, center Derek Plante notches two goals 26 seconds apart in the second period to set the tone for a 3-1 Game 6 victory at Van Andel Arena and the Wolves' second Turner Cup Championship in three years. With the victory, Chicago becomes the 16th team in league history to capture multiple IHL championships (1998 and 2000). Wolves goaltender Andrei Trefilov is awarded the N.R. "Bud" Poile Trophy as the Turner Cup playoffs' most valuable player. He led the league during the postseason in goals-against average (1.35) and save percentage (.950).

**JULY 11, 2000**

Wolves Chairman of the Board Don Levin is awarded the IHL's Andy Mulligan Trophy as the Executive of the Year for the first time.

**SEPT. 26, 2000**

Goaltender Rick DiPietro, the first overall pick in the 2000 NHL Entry Draft, is assigned to the Wolves by the New York Islanders. DiPietro was the first goaltender during the modern entry draft era (1969-forward) to be taken with the first pick. He was selected after compiling an 18-5-5 record, 2.45 goals-against average and .913 save percentage as a freshman at Boston University in 1999-2000.

**OCT. 7, 2000**

Sparked by right wing Mark Lawrence's hat trick, the defending Turner Cup Champion Wolves defeat the Cincinnati Cyclones 8-3 in the season opener at the Firststar Center. The Wolves set a franchise record for most goals tallied in a season-opening game, eclipsing the 8-7 shootout loss to the Fort Wayne Komets on Oct. 4, 1996.

**NOV. 2, 2000**

In the 500th game for both teams, the Detroit Vipers take advantage of home ice to edge the Wolves 6-5 at the Palace of Auburn Hills.

**DEC. 22, 2000**

Right wing Niklas Andersson notches two short-handed goals 15 seconds apart to help the Wolves past the Detroit Vipers 4-2 at the Palace of Auburn Hills. Andersson becomes the first player in Wolves history to notch two short-handed goals in one game.

**JAN. 15, 2001**

Chicago hosts the 2001 IHL All-Star Game at Allstate Arena. The Wolves defeat the IHL All-Stars 4-0 to earn the only shutout in an IHL All-Star Game. Left wing Steve Maltais notches his 11th and 12th points to set the career record for points in IHL All-Star Games.

**MARCH 6, 2001**

Goaltender Richard Shulmistra becomes the only player in IHL history to win two consecutive Goaltender of the Month awards (January and February). Shulmistra posts a 5-1-0 mark, 1.34 goals-against average, and .958 save percentage in January and an 8-2-0 record, 1.50 goals-against average and .950 save percentage in February. He collects two shutouts during that span.

**MARCH 24, 2001**

Goaltender Wendell Young posts his franchise-leading 18th career shutout in a 6-0 victory over the Detroit Vipers at Allstate Arena.

**APRIL 5, 2001**

Goaltender Wendell Young is named the IHL's Goaltender of the Month for March, the Wolves' third consecutive monthly goaltender honor. In the league's documented history dating back to 1993-94, no other team earned the Goaltender of the Month award for three straight months. Young posts a 6-1-0 mark, including two shutouts, a 1.29 goals-against average and .956 save percentage.

**APRIL 15, 2001**

The Wolves clinch the regular-season Western Conference title for the second consecutive year with a 3-0 shutout against the Manitoba Moose. Goaltender Richard Shulmistra remains perfect against the Moose, ending the regular season 5-0-0 against Manitoba, while head coach John Anderson collects his 200th win with the Wolves.

**APRIL 27, 2001**

Center Steve Larouche records a franchise postseason-record four goals to boost the Wolves past the Admirals 5-2 in Game 5 of the Western Conference Semifinal. The win gives Chicago its fourth consecutive trip to the Western Conference Final.



## MAY 15, 2001

The Wolves rally from a three-goal deficit against the Manitoba Moose with five unanswered goals, including four in the third period, to defeat the Moose 6-4 in Game 6 of the Western Conference Final. Chicago secures its third trip in four years to the Turner Cup Final.

## MAY 17, 2001

Goaltender Wendell Young is named the 2001 IHL Man of the Year for his outstanding community service during the 2000-01 regular season, the third time in five years a Wolves player receives the honor. On June 27, Young earns the US Airways Professional Hockey Players' Association Player of the Year, which is presented annually to the PHPA member exemplifying outstanding charitable service in his community.

## MAY 23, 2001

The Wolves defeat the Orlando Solar Bears 3-1 in Game 3 of the Final to pull within one game. The Wolves eventually lose the series in five games.

## JUNE 4, 2001

After seven years in the IHL and two Turner Cup Championships in the last four, the Wolves join the American Hockey League. The Wolves sign a multi-year agreement to become the primary affiliate of the Atlanta Thrashers of the National Hockey League. Left wing Steve Maltais, right wing Rob Brown and defenseman Bob Nardella all agree to terms for another season with the Wolves.

## JUNE 18, 2001

The new divisional alignment of the AHL is announced, which finds the Wolves assigned to the West Division of the Western Conference. They join the Grand Rapids Griffins, Houston Aeros, Milwaukee Admirals and Utah Grizzlies.

## AUG. 2, 2001

The Wolves release the schedule for their inaugural AHL season. They're slated to take on eight new opponents during the 80-game regular season.

## AUG. 21, 2001

Goaltender Wendell Young retires after 18 professional seasons, including seven with the Wolves. Young, who has been with the team since its inception, caps his career as the franchise leader in games played by a goaltender (322), wins (169), saves (8,467) and shutouts (18). He joins the front office staff as the executive director of team relations.

## OCT. 6, 2001

The Wolves make their AHL debut with a 4-2 victory against the Utah Grizzlies at Allstate Arena. It is only the second time in franchise history the Wolves open at home.

## DEC. 1, 2001

The Wolves retire former goaltender Wendell Young's jersey, the first time in Wolves history that a number is retired.

## JAN. 17, 2002

Defenseman Kurtis Foster and center Kamil Piroso score within 10 seconds of each other to set a since-broken franchise record, as the Wolves tally three unanswered goals in the third period to defeat the Utah Grizzlies 4-2.

## FEB. 23, 2002

Right wing Rob Brown plays in his 1,000th professional game – a 3-0 shutout against the Utah Grizzlies.

## MARCH 27, 2002

Chicago defeats the Hartford Wolf Pack 4-1 at Allstate Arena to clinch its eighth consecutive playoff berth and first in the AHL.

## APRIL 6, 2002

Left wing Steve Maltais notches a goal in his 1,000th professional game, a 3-2 loss against the Grand Rapids Griffins at Allstate Arena.

## APRIL 10, 2002

The Wolves, who enter the postseason as the No. 7 seed in the Western Conference, earn a 3-2 double-overtime Game 2 win over the Cincinnati Mighty Ducks to tie the Western Conference Qualifying Series at one game apiece.

## APRIL 11, 2002

Left wing Zdenek Blatny registers his second consecutive game-winning goal against Cincinnati as the Wolves advance to the Western Conference Quarterfinal against the Grand Rapids Griffins.

## MAY 7, 2002

The Wolves become the second team in the AHL's 66-year history to play three winner-take-all games – and the first to win all three decisive games – with a 6-2 victory against the top-seeded Syracuse Crunch in Game 7 of the Western Conference Semifinal. With the win, Chicago advances to the conference final for the fifth consecutive year.

## MAY 11, 2002

Goaltender Pasi Nurminen registers a franchise-record 58 saves as the Wolves pull off a 4-3 double-overtime victory against the Houston Aeros in Game 2 of the Western Conference Final at the Compaq Center. Center Dan Snyder records his fourth game-winning goal in six contests.

## MAY 19, 2002

The Wolves set the franchise record for most decisive postseason victory with a 7-0 shutout against Houston in Game 5 of the Western Conference Final to earn a spot in the Calder Cup Final.

## MAY 30, 2002

Center Dan Snyder matches an all-time league-high with his fifth game-winning goal as the playoffs during Chicago's 4-0 shutout over the top-ranked Bridgeport Sound Tigers in Game 3 of the Calder Cup Final.

## JUNE 3, 2002

The Wolves clinch their third championship in five years when center Yuri Butsayev scores 2:05 into the second overtime of Game 5 to defeat Bridgeport 4-3 and capture the Calder Cup championship at Allstate Arena. The Wolves, who played a league-high 105 games during the course of the season (including a league-record 25 playoff games), become the sixth team in AHL history to win the championship in their inaugural season. Goaltender Pasi Nurminen is awarded the Jack A. Butterfield Trophy as the playoff MVP as he posts a league-leading and franchise-high 15 wins. Right wing Rob Brown, who notches three assists in the Game 5 victory, leads the league during the postseason with a then-franchise record 33 points and ties an AHL and team record with 26 assists. Left wing Steve Maltais sets a franchise record with his second hat trick of the postseason and leads the league with 12 goals during the playoffs.

## JUNE 5, 2002

With the addition of two new teams, the AHL realigns its six divisions. The Wolves continue to play in the West Division, where they're joined by three traditional rivals – the Houston Aeros, Milwaukee Admirals and Utah Grizzlies – as well as the expansion San Antonio Rampage.

## MARCH 8, 2003

Center Ben Simon tallies his sixth short-handed goal of the season to eclipse the record set by right wing Niklas Andersson in 2000-01. Simon would go on to register a league-leading seven shorties during the season.

## MARCH 21, 2003

Right wing J.P. Vigier registers Chicago's ninth overtime goal of the year against the visiting Rochester Americans. The Wolves end the season with a franchise record 11 overtime victories.

## MARCH 26, 2003

With a 7-4 victory against the Houston Aeros at Allstate Arena, the Wolves match a franchise record nine consecutive home wins.

## APRIL 4, 2003

Defenseman Kurtis Foster collects his 14th goal of the season to eclipse the team's single-season record for goals by a defenseman – breaking the mark established by Bob Nardella in 1997-98. Foster ends the season with 15 goals.

## APRIL 6, 2003

Left wing Steve Maltais records a season-high four points (3G, A) to snag the league scoring title on the final day of the regular season. Maltais edges the runner-up, Houston's Jean-Guy Trudel, by just one point. He records an assist on right wing J.P. Vigier's goal with six seconds remaining in regulation to claim the title.

## APRIL 20, 2003

The Wolves shut out the Hershey Bears 6-0 in Game 4 of the Western Conference Quarterfinal at the Giant Center, which sets a franchise record for the most decisive playoff victory on the road.

**APRIL 22, 2003**

Chicago scores in overtime of the decisive Game 5 to defeat the Hershey Bears in the Western Conference Quarterfinal. The Wolves register 16 goals against the Bears during the series to set a since-broken franchise record for most goals in a five-game series. The two teams combine for 28 goals to record a since-broken franchise high for goals by both teams in a five-game series.

**MAY 2, 2003**

Right wing Bob Brown plays his final professional hockey game. The 21-year veteran finishes his career ranked second in Wolves history in points (483) and assists (326) during 369 regular-season games spanning five seasons.

**JULY 10, 2003**

The AHL realigns into two conferences composed of two divisions each. The Wolves remain in the West Division and are joined by the Cincinnati Mighty Ducks, Grand Rapids Griffins, Houston Aeros, Milwaukee Admirals, San Antonio Rampage and Utah Grizzlies.

**SEPT. 23, 2003**

The Wolves and Comcast announce that all 80 regular-season and playoff games will be broadcast. It marks the first TV package of its size and scope in AHL annals.

**OCT. 5, 2003**

Six days after suffering major head injuries in a car accident, former Wolves center Dan Snyder passes away. Snyder was an integral member of the 2002 Calder Cup championship team and devoted himself to community work throughout the Chicago area during his two seasons with the franchise.

**OCT. 18, 2003**

Goaltender Kari Lehtonen, making his first North American start, stops 43 shots en route to a 3-2 overtime victory over the Utah Grizzlies at E Center.

**JAN. 8, 2004**

Goaltender Kari Lehtonen is named the starting netminder for the PlanetUSA All-Star Team in the 2004 Pepsi AHL All-Star Classic at Van Andel Arena in Grand Rapids, Michigan. Lehtonen is unable to play in the game due to injury.

**FEB. 17, 2004**

The Hockey News names Wolves goaltender Kari Lehtonen as the top NHL prospect in the world for the second consecutive year.

**MARCH 27, 2004**

The Wolves organization honors Dan Snyder with warm-up jerseys featuring his No. 19, raising a banner in the Allstate Arena rafters and hosting a special pregame ceremony celebrating his life. Center Derek MacKenzie tallies his first professional hat trick in the 4-2 win against the Milwaukee Admirals.

**MARCH 29, 2004**

Chairman of the Board Don Levin and the Wolves are featured on the ESPN series "Outside the Lines."

**APRIL 23, 2004**

The Wolves set a franchise postseason record for goals during an 8-2 victory over the Grand Rapids Griffins in Game 4 of the West Division Semifinal at Allstate Arena. The Wolves sweep the best-of-seven series and set a franchise record for win-loss percentage in April with a 9-1 record.

**MAY 14, 2004**

The Wolves lose to the Milwaukee Admirals 4-3 in the longest game in franchise history - 95 minutes, 54 seconds. The double-overtime defeat in Game 6 of the West Division Final eliminates the Wolves from the playoffs.

**JUNE 3, 2004**

Wolves defenseman Kurtis Foster is named the AHL's Man of the Year. It is the fourth time a Wolves player has won the award. No other team in the NHL, IHL or AHL was recognized as many times for a player's community service from 1995 to 2004.

**JUNE 30, 2004**

The Wolves and Comcast Cable are named the 2003-04 recipient of the AHL's James H. Ellery Memorial Award for their outstanding coverage of the AHL in the category of television media.

**JULY 15, 2004**

The Hockey News names Wolves goaltender Kari Lehtonen minor pro prospect of the year.

**SEPT. 22, 2004**

Left wing Steve Maltais re-signs for his fifth and final season with the Wolves. Maltais is the only player to skate in each of the Wolves' first 11 seasons.

**DEC. 28, 2004**

Goaltender Kari Lehtonen is recognized as the No. 1 AHL Prospect by The Hockey News.

**JAN. 4, 2005**

Goaltender Kari Lehtonen is named the Goaltender of the Month for December, the first time a Wolves netminder is recognized with that award in the AHL. He compiled a 9-1-0 mark, a 1.70 goals-against average, a .948 save percentage and two shutouts.

**JAN. 17, 2005**

The Hockey News names goaltender Kari Lehtonen the first-half MVP of the AHL.

**JAN. 19, 2005**

Left wing Steve Maltais nets his 600th career professional goal during a 6-3 loss to the Hamilton Bulldogs at the Allstate Arena. Maltais earns the AHL's January Milestone of the Month award for the feat.

**JAN. 27, 2005**

Goaltender Kari Lehtonen is named the starting netminder for the PlanetUSA All-Star Team for the second consecutive year as part of the 2005 AHL All-Star Classic at the Verizon Wireless Arena in Manchester, New Hampshire. Lehtonen joins defenseman Travis Roche, who was selected to the Canadian All-Star Team the day before.

**JAN. 30, 2005**

The Wolves and the Hoffman Estates Park District hold a grand opening celebration of the team's new practice facility and the Hoffman Estates Park District Community Center and Ice Arena. The facility opened its doors in November after undergoing a \$12.5 million renovation and expansion.

**FEB. 4, 2005**

Center Derek MacKenzie notches his 13th career short-handed goal in the Wolves' 3-2 loss against the Cleveland Barons at Allstate Arena to become the team's franchise leader in shorties. MacKenzie finishes the year with 15 career short-handed goals and his Wolves tenure with 21.

**FEB. 10, 2005**

Former left wing Tim Breslin, one of the first three players signed by the team in 1994, passes away due to complications from appendiceal cancer. The Wolves honor Breslin the rest of the season by wearing shamrock-shaped helmet stickers bearing his initials.

**FEB. 28, 2005**

Right wing J.P. Vigier is named the AHL Player of the Week, the first time a Wolves player receives the honor since joining the league in 2001.

**MARCH 11, 2005**

The Wolves come from behind to defeat the Hamilton Bulldogs 4-3 at the Cops Coliseum in the franchise's 1,000th game - regular season and playoffs.

**MARCH 16, 2005**

Goaltender Kari Lehtonen earns his 33rd win of the season during a 3-2 victory against the Edmonton Roadrunners at Allstate Arena, surpassing Wendell Young's franchise-best mark of 32 wins in a season. Lehtonen finishes the year with 38 wins, second-most in the AHL.

**APRIL 7, 2005**

Defenseman Travis Roche is named to the 2004-05 AHL First All-Star team, while right wing J.P. Vigier and goaltender Kari Lehtonen are selected to the Second All-Star team. The Wolves top all teams with three All-Star representatives, marking the first time since the 1998-99 season Chicago has three players garner regular-season All-Star selections.

**APRIL 16, 2005**

Chicago defeats the Utah Grizzlies 5-1 at Allstate Arena in the regular-season finale to claim the West Division title, its first AHL division crown.

**APRIL 17, 2005**

The regular season ends with the Wolves averaging an AHL-high 9,209 fans per home game, marking the second time in franchise history the team leads a league in attendance.

**MAY 25, 2005**

The Wolves defeat the Manitoba Moose 4-1 in Game 4 of the Western Conference Final at the MTS Centre to earn their fifth postseason sweep in franchise history and reach their fifth league final in eight seasons.

**JUNE 10, 2005**

Members of the Wolves alumni and the Chicago Blackhawks alumni face off in "The Breslin Cup." The landmark event showcases legendary Chicago hockey players to benefit the Tim Breslin Family Trust.

**JUNE 28, 2005**

The Wolves stay in the AHL's West Division after the 27-team league re-aligns its two-conference, four-division format for the 2005-06 season. Chicago will compete against three new foes: the Iowa Stars, Omaha Ak-Sar-Ben Knights and Peoria Rivermen.

## OCT. 7, 2005

Prior to the 12th season opener, center Derek MacKenzie is named the fourth captain in team history. He enters the year as the franchise's active leader in games (289), goals (59), assists (66) and points (125).

## NOV. 18, 2005

The Wolves establish a franchise record by not allowing any shots in the third period against the Peoria Rivermen during a 4-3 shootout victory at Carver Arena.

## DEC. 30, 2005

The Wolves establish a franchise record with 11 goals – an AHL season-high – as they pound the Peoria Rivermen 11-5 at Allstate Arena. Chicago also shatters team marks for goals at home, goals in a period (seven in the second frame) and player points (28).

## JAN. 18, 2006

Chicago earns its 500th all-time regular-season victory with a 7-3 win against the Omaha Ak-Sar-Ben Knights at Allstate Arena. Captain Derek MacKenzie leads the way with three goals, the 51st regular-season hat trick in Wolves annals.

## FEB. 25, 2006

The Wolves earn their largest margin of victory in franchise history with an 8-0 win against the Cleveland Barons at Allstate Arena. The event is witnessed by 16,607 fans, the 10th-largest crowd in team history.

## APRIL 20, 2006

Defenseman Bob Nardella announces his retirement from professional hockey. Nardella, a member of the inaugural Wolves squad in 1994-95, finishes his career ranked third in club history with 239 assists and 298 points. His 553 regular-season games hold second all-time.

## AUG. 25, 2006

The Wolves name Todd Nelson, who guided the UHL's Muskegon Fury to back-to-back Colonial Cups in 2004 and 2005, as the team's new assistant coach. Nelson replaces Marty Howe, who left to re-join his family business.

## SEPT. 12, 2006

The Wolves hold a news conference to name Chicago native and former National Hockey League broadcaster Pat Foley the team's play-by-play announcer. He replaces Judd Sirott, who departs the team to become the play-by-play announcer for the NHL on HDNet. Sirott had been the voice of the Wolves since the team's inception in 1994, which included serving as the team's lead TV announcer for the past 10 seasons. Foley, a member of the Chicago Sports Hall of Fame, brings more than 25 years of professional hockey experience behind the microphone.

## NOV. 4, 2006

The Wolves establish a franchise record for goals on the road and match an AHL-season high when they defeat the Peoria Rivermen 10-5 at Carver Arena. Center Jason Krog leads the way with an AHL-season best seven points (3G, 4A), the most by a Wolves player in nearly 10 years and one point shy of matching the single-game franchise record. Krog's night earns him the league's Milestone of the Month award as the first AHL player in nearly eight years to register seven points in a game. Left wing Brett Sterling sets a single-game franchise record for a rookie with five points (2G, 3A) in the tilt.

## DEC. 1, 2006

Left wing Brett Sterling is named AHL Rookie of the Month for November, becoming the first Wolves player to earn that league honor. Sterling netted 14 goals, 10 assists and 24 points in 12 contests during November, which included shattering the franchise's single-season record for goals by a rookie in just 19 outings.

## DEC. 8, 2006

Right wing Darren Haydar establishes a franchise record when he tallies an assist in his 14th consecutive outing.

## DEC. 15, 2006

In the franchise's 500th regular-season game at Allstate Arena, Chicago defeats the Omaha Ak-Sar-Ben Knights 9-1 to match club records for the largest margin of victory and most decisive win on home ice. The Wolves equal a franchise record with six markers in the second period.

## DEC. 26, 2006

Right wing Darren Haydar establishes a franchise record by collecting a point in his 33rd consecutive game during Chicago's 5-4 overtime victory at the Milwaukee Admirals.

## JAN. 3, 2007

Left wing Brett Sterling earns his second consecutive league Rookie of the Month award after tallying 16 goals and 22 points in 14 games during December, which includes a franchise-record nine-game goal streak from Dec. 12-29.

## JAN. 9, 2007

Right wing Darren Haydar is held scoreless for the first time all season in the team's 40th outing of the year, a 2-1 loss to the Peoria Rivermen. Haydar tallied 24 goals and 55 assists during his 39-game point streak, which finished as the longest in the AHL's 71-year existence and matched Wayne Gretzky's 1985-86 stretch with the Edmonton Oilers as the fourth-longest streak in professional hockey history.

## JAN. 12, 2007

The Wolves welcome the franchise's 5 millionth fan, Glenview resident Stephanie Pappas, to Allstate Arena.

## JAN. 29, 2007

Rookie left wing Brett Sterling records four points (2G, 2A) and a +3 plus/minus rating to lead the PlanetUSA Allstars to a 7-6 victory in the 2007 AHL All-Star Game at Ricoh Coliseum in Toronto and is named the game's MVP, becoming the first Chicago player to earn that honor since joining the AHL in 2001. Darren Haydar and Nathan Oystriick also represent the Wolves as part of the Canadian Team.

## FEB. 18, 2007

The Wolves establish a club record for most decisive road win and match the largest margin of victory in team history with an 8-0 victory at the Houston Aeros.

## MARCH 16, 2007

Right wing Darren Haydar records his 100th point of the season and left wing Brett Sterling nets his 50th goal as the Wolves defeat Omaha 5-4 in overtime at the Omaha Civic Auditorium. Haydar becomes the third player in franchise history – and the first since 1998-99 – to crack the 100-point mark. Sterling becomes the third player in team history, and only the fifth rookie in league history, to tally 50 goals in a season to the AHL's Milestone of the Month Award for March.

## APRIL 4, 2007

Defenseman Nathan Oystriick and left wing Brett Sterling are named to the AHL's All Rookie Team, becoming the first Wolves to earn the honor. Later, Sterling and right wing Darren Haydar are named to the AHL's First All-Star Team, while Oystriick earns Second All-Star Team honors.

## APRIL 12, 2007

Left wing Brett Sterling is honored with the franchise's first Dudley "Red" Garrett Memorial Award as the AHL's outstanding rookie. He finishes his first professional campaign with an AHL-leading 55 goals, which earns the Willie Marshall Award as the league's top goal scorer. His total represents the most by a Wolves player in eight years and the fourth-highest total in franchise history.

## APRIL 13, 2007

Right wing Darren Haydar is named the recipient of the Les Cunningham Award as the American Hockey League's most valuable player for the 2006-07 season. That night, Haydar tallies two points (G, A) to help Chicago tie a league and franchise record with 27 road wins as they earn a 4-3 shootout win over Milwaukee at Bradley Center. Haydar goes to finish the regular season with a career-high and AHL-best 122 points to earn the John B. Sollenberger Trophy as the league's scoring leader. The 27-year-old forward also paces the league with a career-high 81 assists and shares third with a career-best 41 goals.

## APRIL 25, 2007

Chicago earns a 3-2 overtime win over Milwaukee in Game 4 of the West Division Semifinal at Bradley Center to register the franchise's sixth postseason sweep.

## MAY 2, 2007

Left wing Colin Stuart matches the franchise's single-game postseason record with four points (G, 3A) to lead the Wolves to a 7-0 victory over the Iowa Stars in Game 1 of the West Division Final at Allstate Arena. Two days later, center Jason Krog and right wing Darren Haydar tie that record with four points each in Game 2.

## MAY 30, 2007

The Wolves stay in the AHL's West Division after the league realigns its two-conference, four-division format to expand to 29 teams for the 2007-08 season. The Wolves will compete against two new rivals in the eight-team division: Quad City and Rockford.



**OCT. 5, 2007**

On the eve of the 14th season opener, right wing Darren Haydar is named the fifth captain in franchise history.

**DEC. 15, 2007**

Center Kevin Doell scores three goals in a span of 77 seconds to register the fastest hat trick in Wolves history. His spree includes a converted penalty shot as Chicago ties franchise records for goals scored on the road and margin of defeat during a 10-2 dispatching of the Iowa Stars at Wells Fargo Arena.

**JAN. 28, 2008**

Center Jason Krog and defenseman Joel Kwiatkowski are named to the Canadian All-Star team and fan balloting elevates Brett Sterling to the starting lineup for PlanetUSA in the 2008 AHL All-Star Game in Binghamton, New York. It's the second consecutive year the Wolves send three players to the midseason classic.

**FEB. 16, 2008**

Goaltender Ondrej Pavelec stops 33 of 34 shots in a 4-1 victory over the Rockford IceHogs to pick up his 21st win of the season and surpass Kari Lehtonen's previous franchise rookie record of 20 wins.

**MARCH 3, 2008**

Ondrej Pavelec is named the AHL Goaltender of the Month for February – the first Chicago netminder in three years to earn the monthly honor – after leading the league with nine wins (9-2-1) and posting a 1.49 goals-against average and .949 save percentage in 12 outings that month.

**MARCH 22, 2008**

Head Coach John Anderson records his 500th regular-season victory behind the Wolves bench with a 3-1 win over the San Antonio Rampage at AT&T Center. The victory also marks his 300th AHL win.

**APRIL 1, 2008**

The Wolves clinch their fourth division title and claim the AHL's West Division crown for the second time with a 5-4 win over the Manitoba Moose at the MTS Centre.

**APRIL 3, 2008**

Center Jason Krog is named to the AHL's 2007-08 First All-Star Team while left wing Brett Sterling and defenseman Joel Kwiatkowski earn Second All-Star Team honors. It marks the second straight season and the fifth time in franchise history Chicago has three or more players garner All-Star Team honors.

**APRIL 5, 2008**

The Wolves earn their 50th win of the season with a 6-4 victory over the Peoria Rivermen at Carver Arena, marking the third time in franchise history the squad reaches that plateau and the first since joining the AHL.

**APRIL 11, 2008**

Center Jason Krog is honored with the Les Cunningham Award as the AHL's most valuable player for the 2007-08 season, which represents the second straight year the honor is bestowed upon a member of the Wolves. Two days later, Krog finishes the regular season as the third player in the AHL's 72-year to earn the offensive "triple crown" as he tops the league in goals (39), assists (73) and points (112).

**APRIL 13, 2008**

With a 5-3 victory over Peoria at Allstate Arena, the Wolves complete their 14th regular season and earn the best record in the Western Conference. Jason Krog's empty-net goal with 24 seconds remaining, his 39th of the season, earns him the Willie Marshall Award as the regular-season goal-scoring leader and the John D. Sollenberger Trophy as the AHL's regular-season scoring leader.

**MAY 23, 2008**

The Wolves advance to their third Calder Cup Final and sixth league championship series in 11 years with a 4-2 victory over the Toronto Marlies in Game 5 of the Western Conference Final at Allstate Arena.

**JUNE 1, 2008**

Captain Darren Haydar scores three points (2G, A) in Game 2 of the Calder Cup Final to become the most prolific scorer in Calder Cup history with 53 goals and 68 assists. He surpasses Jody Gage's AHL record for postseason goals (51) and Willie Marshall's all-time mark for points (119). That same night, blueliner Joel Kwiatkowski ties the AHL's all-time record for a defenseman by scoring a goal in his seventh consecutive game.

**JUNE 4, 2008**

Trailing 1-0 after the opening period, Chicago lights the lamp six straight times – including a postseason-record five goals in the second period – to run away with a 6-1 victory over the Wilkes-Barre/Scranton Penguins at Wachovia Arena at Casey Plaza and open a 3-0 lead in the Calder Cup Final.

**JUNE 10, 2008**

The Wolves collect their fourth league title in 11 seasons and second Calder Cup championship with a 5-2 Game 6 victory over the Wilkes-Barre/Scranton Penguins in front of 9,808 fans at Allstate Arena. Center Jason Krog posts a hat trick as part of a four-point night and earns the Jack A. Butterfield Trophy as the MVP of the 2008 Calder Cup Playoffs. Rookie goaltender Ondrej Pavelec registers his 16th postseason win, the most in club history and tied for the most in AHL history for one postseason.

**JUNE 16, 2008**

Play-by-play announcer Pat Foley departs the Wolves broadcast booth to return to the NHL after calling every game for two seasons – including his first championship clincher.

**JUNE 20, 2008**

Wolves head coach John Anderson is named head coach of the Atlanta Thrashers, the team's National Hockey League affiliate. After 11 years and four league titles, Anderson leaves as the winningest coach in Wolves history with 506 victories in 808 regular-season contests and 105 postseason wins.

**JULY 24, 2008**

Assistant Coach Todd Nelson departs the Wolves after two seasons behind the bench to join John Anderson in the NHL as an assistant coach for the Atlanta Thrashers.

**JULY 30, 2008**

The Wolves hold a press conference to name Downers Grove native Don Granato as the sixth head coach in franchise history.

**AUG. 14, 2008**

Jason Shaver is named play-by-play announcer, becoming just the third person to hold that title; Shaver comes to the Wolves after serving in the same role for the AHL's Houston Aeros and Iowa Stars.

**SEPT. 3, 2008**

The Wolves name Jason Christie as the assistant coach.

**NOV. 3, 2008**

Ondrej Pavelec earns AHL Goaltender of the Month honors for October after posting a 1.54 goals-against average and a .947 save percentage in nine straight starts (5-3-1) to open the club's 15th campaign.

**JAN. 14, 2009**

The Wolves snap a seven-game losing skid with a 3-2 shootout win over the Toronto Marlies at Allstate Arena, which halves the club's longest losing streak since 2001.

**JAN. 26, 2009**

The Wolves coaching staff, trainers and right wing Joe Motzko represent the franchise as part of the PlanetUSA All-Stars at the 2009 AHL All-Star Classic in Worcester, Massachusetts.

**FEB. 11, 2009**

Defenseman Jamie Rives is named the sixth captain in Wolves history.

**MARCH 6, 2009**

The Wolves go without a penalty for the first time in franchise history during a 4-2 loss to the Peoria Rivermen.

**MARCH 11, 2009**

The Wolves play the franchise's 1,200th game, a 2-1 loss to the Iowa Chops at Allstate Arena.

**APRIL 5, 2009**

The Wolves are eliminated from postseason contention for just the second time in franchise history when they drop a 3-2 decision to the Milwaukee Admirals at Bradley Center.

**JULY 7, 2009**

Chicago remains in the AHL's West Division after the league realigns its two-conference, four-division format for the 2009-10 season. The Wolves will face one new division rival, the Texas Stars, along with five traditional foes: the Houston Aeros, Milwaukee Admirals, Peoria Rivermen, Rockford IceHogs and San Antonio Rampage.

**AUG. 3, 2009**

Kevin Cheveldayoff departs the team after 12 seasons and four championships to become the assistant general manager for the NHL's Chicago Blackhawks.

## AUG. 6, 2009

Wendell Young is named general manager after 15 seasons with the organization as a player, coach and executive.

## AUG. 11, 2009

Vice President of Operations Courtney Mahoney is honored with the AHL's 2009 Ken McKenzie Award for outstanding promotion of the team.

## AUG. 12, 2009

Bill Bentley is named assistant general manager and Gene Ubriaco assumes the role of senior advisor while continuing to serve as director of hockey operations.

## OCT. 3, 2009

Center Jason Krog is named the seventh captain in franchise history prior to the club's 16th season opener at Allstate Arena.

## OCT. 19, 2009

Head coach Don Granato and assistant coach Jason Christie are relieved of their duties in the wake of the team's 1-5-0-0 start.

## OCT. 20, 2009

The Wolves announce the signing of 25-year NHL veteran Chris Chelios.

## OCT. 21, 2009

The Wolves name Don Lever as the seventh head coach in franchise history while Ron Wilson is named assistant coach.

## OCT. 24, 2009

Defenseman Arturs Kulda sets a single-game franchise record with a +6 plus/minus rating during a 7-1 victory over the Abbotsford Heat at Allstate Arena.

## JAN. 4, 2010

Goaltender Peter Mannino earns the AHL's Player of the Week award after backstopping Chicago to three straight wins with 100 saves on 104 shots.

## JAN. 19, 2010

Left wing Brett Sterling represents the Wolves as a member of the PlanetUSA squad in the 2010 AHL All-Star Classic in Portland, Maine.

## FEB. 1, 2010

Goaltender Peter Mannino is named the AHL's Goaltender of the Month for January after picking up six wins in seven starts (6-1-0) and allowing only nine goals on 212 shots (.958 save percentage).

## FEB. 12, 2010

When he scores the game-winning goal against the Texas Stars at Cedar Park Center in Austin, center Jason Krog becomes the 79th player in AHL history to reach the 500-point mark.

## FEB. 20, 2010

The Wolves host a banner-raising ceremony in recognition of long-time head coach John Anderson, who captured four league titles in 11 years behind the bench, prior to their game against the Houston Aeros at Allstate Arena.

## FEB. 22, 2010

Rookie defenseman Paul Postma is named the AHL's Player of the Week after posting six points (4G, 2A) and a +6 plus/minus rating in four games.

## APRIL 9, 2010

The Wolves clinch their fifth division title as they claim the West Division crown despite a loss to the Milwaukee Admirals at Bradley Center.

## MAY 11, 2010

The Wolves play two seven-game series in the same postseason for the first time. They fall 6-5 in overtime to the Texas Stars in Game 7 of the West Division Final at Allstate Arena, which marks the first time the club loses a Game 7 on home ice.

## JUNE 16, 2010

The Wolves remain in the AHL's West Division after the league re-aligns its two-conference, four-division format for the 2010-11 season. The Wolves will face one new division rival, the Oklahoma City Barons, along with six traditional foes: the Houston Aeros, Milwaukee Admirals, Peoria Rivermen, Rockford IceHogs, San Antonio Rampage and Texas Stars.

## JULY 8, 2010

The Wolves are named the recipient of the AHL's "President's Award," given annually to a team in honor of excellence in all areas off the ice. The club also wins the Sponsorship Sales Department of the Year award.

## JULY 28, 2010

Chicago announces the signing of former captain and league MVP Darren Haydar, who returns to the team after a two-year hiatus. He enters the 2010-11 season 10th on the Wolves' all-time scoring list with 180 points (60G, 120A) in 124 games.

## DEC. 18, 2010

Center Jason Krog records his 300th career point as a member of the Wolves, becoming just the third player in franchise history (Steve Maltais, Rob Brown) to do so.

## JAN. 5, 2011

Left wing Nigel Dawes becomes the third player in Wolves history to score four goals in a game during a 9-3 defeat of the Toronto Marlies at Allstate Arena, which doubled as the team's largest margin of victory for the season.

## MARCH 11, 2011

Forward Tim Miller matches Tim Stapleton's franchise record for fastest goal to start a game when he scores nine seconds into a home game against Peoria.

## APRIL 2, 2011

Right wing Darren Haydar becomes the 41st player in the AHL's 75-year history to record 250 career goals.

## JUNE 27, 2011

The Wolves hold a press conference to announce a two-year affiliation agreement with the NHL's Vancouver Canucks. The Atlanta Thrashers, the Wolves' affiliate for their first 10 years in the AHL, were sold and relocated to Winnipeg.

## JULY 5, 2011

The Wolves are moved into the newly created Midwest Division after the AHL realigns its two-conference format to expand from four to six divisions; the Wolves will compete against one new rival in the five-team Midwest Division – the Charlotte Checkers – and three traditional foes: the Milwaukee Admirals, Peoria Rivermen and Rockford IceHogs.

## JULY 7, 2011

The Wolves are awarded the AHL's Sponsorship Sales Department of the Year award for the second straight season.

## AUG. 1, 2011

Craig MacTavish is named the eighth head coach in franchise history after the contracts of Don Lever and Ron Wilson are not renewed; Karl Taylor is named assistant coach 10 days later.

## OCT. 21, 2011

Defenseman Nolan Baumgartner is named the eighth captain in franchise history.

## DEC. 10, 2011

Darren Haydar becomes the 22nd player in AHL history to record 700 career points when he records a first-period assist against the Milwaukee Admirals to do so.

## JAN. 30, 2012

Right wing Darren Haydar serves as the playing captain for the Western Conference team at the 2012 AHL All-Star Classic in Atlantic City, New Jersey. Haydar is joined on the Western team by defenseman Kevin Connauton, who wins the Hardest Shot Event during the skills competition the day before.

## FEB. 18, 2012

Goaltender Eddie Lack backstops the Wolves to the franchise's first 1-0 shootout win over the Charlotte Checkers at Allstate Arena.

## MARCH 4, 2012

Right wing Darren Haydar records his 100th career goal as a member of the Wolves, joining Steve Maltais, Rob Brown and Brett Sterling as the only players to do so. Eighteen days later, Haydar becomes the fourth player in team history to join the 300-point club.

## APRIL 13, 2012

The Wolves clinch their sixth division title – and claim the AHL's Midwest Division crown for the first time – with a 7-5 win over the Grand Rapids Griffins at Van Andel Arena. Right wing Mark Mancari ties a franchise record by bagging his 10th game-winning goal of the season.

## APRIL 15, 2012

The Wolves complete their 18th regular season with a 4-2 win over the Peoria Rivermen at Allstate Arena. Chicago sets a then-franchise record for fewest goals allowed in a season by surrendering just 193 during its 76-game slate.

## APRIL 19, 2012

Darren Haydar collects two assists during Game 1 of the Western Conference Quarterfinal at San Antonio to move into sole possession of first place on the AHL's all-time postseason assist list.

## JUNE 26, 2012

Scott Arniel is named the ninth head coach in franchise history after Craig MacTavish departs the organization 15 days earlier.

**JUNE 28, 2012**

The Wolves remain in the AHL's Midwest Division after the league realigns its two-conference, six-division format for the 2012-13 season. The Wolves will face one new divisional rival, the Grand Rapids Griffins, along with three traditional foes: the Milwaukee Admirals, Peoria Rivermen and Rockford IceHogs.

**JULY 6, 2012**

Nolan Baumgartner, who served as the Wolves captain during the 2011-12 season, retires after 16 years of professional hockey and is hired as an assistant coach. Mike Foligno rounds out the Wolves coaching staff when he's named assistant coach 14 days later.

**JULY 10, 2012**

The Wolves announce the re-signing of former captain and league MVP Darren Haydar for his fifth season with Chicago. Haydar ranks fourth on the Wolves' all-time scoring register with 311 points (108G, 203A) in 271 games entering the 2012-13 campaign. Two days later, Chicago announces the signing of former Rookie of the Year and AHL goal-scoring leader Brett Sterling, who returns to the team after a two-year hiatus. Sterling enters the 2012-13 season third on the Wolves' all-time goal scoring list with 143 and sixth in franchise history with 263 points in 254 outings.

**JAN. 16, 2013**

Goaltender Matt Clime establishes a franchise record for longest shutout streak at 173:57. His scoreless streak spans three different contests and surpasses Kari Lehtonen's streak of 170:54 that occurred in November 2004.

**JAN. 27, 2013**

Wolves chairman of the board Don Levin and former players Bob Nardella and Tim Breslin are inducted into the Illinois Hockey Hall of Fame.

**FEB. 16, 2013**

The Wolves host a banner-raising ceremony in recognition of longtime general manager Kevin Cheveldayoff, who captured four league titles in 12 years as the head of Chicago's hockey operations.

**FEB. 23, 2013**

The Wolves become the second-fastest franchise – and 22nd overall – in the 77-year history of the AHL to reach the 500-win plateau with their 3-0 shutout victory over Peoria at Carver Arena. Chicago needed just 925 regular-season tilts to earn its 500th win. Only the Hartford Wolf Pack (915 games) reached the mark sooner.

**APRIL 23, 2013**

The Wolves announce a partnership with the NHL's St. Louis Blues through the 2015-16 season. The team's previous affiliate, the Vancouver Canucks, purchased and relocated the Peoria Rivermen.

**JULY 11, 2013**

President of Business Operations Mike Gordon earns the AHL's James C. Hendy Memorial Award as the league's outstanding executive for the 2012-13 season. The Wolves organization also receives an award for providing the most outstanding fan experience in the Western Conference. The league also announces a realignment of its two-conference, six-division format for 2013-14. The Wolves will face one new division rival, the Iowa Wild, along with three traditional foes: the Grand Rapids Griffins, Milwaukee Admirals and Rockford IceHogs.

**JULY 15, 2013**

The Wolves hold a press conference to announce the return of John Anderson as the team's head coach. Chicago also announces that Dave Allison and Scott Allen will join Anderson on the bench as his assistants.

**SEPT. 29, 2013**

The Wolves reveal the team's specialty 20th-anniversary jersey via social media. The throwback sweater features a cream and burgundy palette, reverse nameplate, and varsity jacket striping.

**OCT. 1, 2013**

The Wolves announce a broadcast partnership with WCUI and The U-Too that allows 72 regular-season games to be available in high definition for the first time.

**DEC. 18, 2013**

Defenseman Taylor Chorney is named the ninth captain in franchise history.

**JAN. 4, 2014**

Wolves center Keith Aucoin collects two points against Iowa to surpass Harry Pridhny for seventh place on the AHL's all-time points leaderboard with 830.

**JAN. 26, 2014**

Wolves vice chairman Buddy Meyers is inducted into the Illinois Hockey Hall of Fame.

**FEB. 12, 2014**

Netminder Jake Allen is named the starting goaltender in the 2014 AHL All-Star Classic in St. John's, Newfoundland. He stops all 14 shots he faces in 28:28 of action as the AHL All-Stars defeat Färjestad BK 7-2.

**APRIL 10, 2014**

Jake Allen becomes the first Wolves goaltender to be named to the AHL First All-Star Team.

**APRIL 16, 2014**

With a 4-3 shootout victory over Iowa, Wolves head coach John Anderson achieves his 700th regular-season win since starting his coaching career at Winston-Salem (SHL) in 1995-96.

**APRIL 17, 2014**

Jake Allen receives the 2013-14 Aldege "Baz" Bastien Memorial Award as the league's most outstanding goaltender and becoming the first Wolves netminder to win the honor. Allen finishes the regular season as the league leader in wins (33), goals-against average (2.03) and save percentage (.928). He is the second AHL goaltender since 1984-85 to achieve the "Triple Crown."

**APRIL 19, 2014**

The Wolves cruise past Milwaukee 6-0 on the final night of the regular season to leapfrog Grand Rapids to win the Midwest Division title by one point. Going into the game, Chicago was tied with the Griffins in the standings but did not hold the tiebreaker. The Wolves needed a win of their own and a Griffins loss (they fell in a shootout) to clinch their ninth division crown and claim the No. 2 seed in the Western Conference playoffs. On the same night, Jake Allen sets the single-season franchise record for goaltenders with his seventh shutout of 2013-14 and Ty Rattie becomes the first Wolves rookie to lead the team in scoring during the regular season.

**AUG. 25, 2014**

Mark Hardy and Brad Tapper are named assistant coaches for the upcoming season.

**NOV. 19, 2014**

Former Wolves goaltender Frederic Cassivi is inducted into the AHL Hall of Fame. The netminder spent three seasons with Chicago, backstopping the team to its first Calder Cup championship in 2002.

**NOV. 28, 2014**

Head coach John Anderson leads the Wolves to his 363rd regular-season AHL win to take over sole possession of fifth place among the league's all-time winningest coaches, passing Terry Reardon.

**JAN. 7, 2015**

Defenseman Brent Regier is named the 10th captain in Wolves history after unofficially serving in the position since October. He is the second-youngest captain in team history (Derek MacKenzie).

**JAN. 10, 2015**

Head coach John Anderson is behind the bench for his 1,000th regular-season game with the Wolves. He went 569-318-24-89 in the first 1,000.

**JAN. 26, 2015**

Right wing Ty Rattie and head coach John Anderson represent the Wolves at the 2015 AHL All-Star Classic in Utica, New York. Rattie ties a franchise record with four points (G, 3A) while Anderson retained a perfect coaching record in All-Star Games in the Western Conference's 14-12 victory.

**FEB. 21, 2015**

Goaltender Jordan Binnington sets a franchise record with his 14th consecutive start, breaking the mark of 13 set by Michael Garnett (2005-06) and tied by Matt Clime (2012-13). The rookie went on to start 18 straight games, posting a 9-6-3 record, 2.39 goals-against average, .918 save percentage and one shutout in the stretch.

**MARCH 30, 2015**

Right wing Ty Rattie is named the CCM/AHL Player of the Week for the period ending March 29 after posting seven points (2G, 5A), a +4 plus/minus rating, and nine shots on goal in three games, all wins.



## APRIL 10, 2015

Right wing Shane Harper scores twice in the third period at Milwaukee, including his 10th game-winning goal of the season. The mark tied a franchise record, shared with Mark Mancari (2011-12), Brett Sterling (2007-08) and Chris Marinucci (1998-99).

## MAY 12, 2015

The Wolves remain in the AHL's Midwest Division after the league realigns to two conferences and four divisions for the 2015-16 season. Joining the Wolves in the division are the Charlotte Checkers, Grand Rapids Griffins, Iowa Wild, Lake Erie Monsters, Manitoba Moose, Milwaukee Admirals and Rockford IceHogs.

## NOV. 1, 2015

Goaltender Pheonix Copley rejects all 26 shots, helping the Wolves to a 2-0 victory over the Manitoba Moose. Copley, who blanked Charlotte on Oct. 25 in his last appearance, becomes first Wolves goaltender to produce shutouts in consecutive starts since Kari Lehtonen (Nov. 20 and 24, 2004). Pasi Nurminen and Wendell Young are the only other Wolves goaltenders to post back-to-back shutouts.

## NOV. 12, 2015

Head coach John Anderson earns his 750th head coaching victory as the Wolves knock off the Manitoba Moose 5-3 at MTS Centre. The win also serves as Anderson's 599th with Chicago and his 399th in the AHL while leading the team.

## NOV. 22, 2015

Head coach John Anderson reaches 600 victories with Chicago and 400 AHL victories as the Wolves edge the Iowa Wild 2-1 at Allstate Arena.

## JAN. 18, 2016

The AHL announces Wolves center Pat Cannone is named CCM/AHL Player of the Week for the period ending Jan. 17. The captain had a hand in seven of the team's 11 goals during the week with five goals and two assists, which included a pair of game-winning goals. The 29-year-old finished the week with three goals on Jan. 17 at Grand Rapids. He capped his second career hat trick with the game-winning goal 2:29 into overtime to snap the Griffins' 14-game home winning streak.

## JAN. 26, 2016

For the second time in 10 days, Pat Cannone scores three goals in a game to lead the Wolves to a 4-3 triumph at Iowa. Just as in his previous hat trick (Jan. 17 vs. Grand Rapids), Cannone capped his night by scoring the game-winning goal in overtime. In the process, Cannone became the second-fastest player in Wolves history to repeat a hat trick. Only Steve Maltais recorded two hat tricks in a shorter timeframe. Maltais, the Wolves' all-time leading scorer, lit up the Kansas City Blades for three goals on Oct. 14, 1995, and did it again the next night against the Las Vegas Thunder.

## FEB. 1, 2016

Captain Pat Cannone scores three goals to lead the Central Division to the inaugural AHL All-Star Challenge title at Onondaga County War Memorial Arena in Syracuse, New York. Cannone received the Most Valuable Player trophy after the Central Division's 4-0 title-game win over the Atlantic Division. The AHL's new All-Star format featured the league's four divisions playing a round-robin to determine which teams advanced to the finals. The nine-minute games featured four minutes, 20 seconds of 4-on-4 action before shifting to 3-on-3 play. Wolves defenseman Andre Benoit added a goal and two assists for the Central Division.

## APRIL 2, 2016

Prior to the Wolves' home game against the Lake Erie Monsters, defenseman Andre Benoit receives the Tim Breslin Unsung Hero Award for best exemplifying Breslin's on-ice spirit, team-first attitude and community involvement.

## APRIL 9, 2016

Wolves captain Pat Cannone is presented with the Dan Snyder Man of the Year Award in front of more than 10,000 fans at Allstate Arena prior to the team's 4-3 win over Grand Rapids. Cannone earned the honor for his all-encompassing commitment to charitable work throughout the Chicago area.

## JUNE 29, 2016

The Wolves announce Craig Berube as the ninth head coach in team annals. Berube joins the Wolves after spending 11 seasons as a coach in the Philadelphia Flyers organization, including two years as the Flyers' head coach. Four weeks later, Darryl Sydor and Daniel Tkaczuk are announced as Berube's assistants.

## DEC. 31, 2016

Kenny Agostino becomes the fourth Wolves player to produce four goals in a game. Agostino also earns an assist to become the only AHL player during the 2016-17 season to score five points in a game as Chicago picks up a 5-2 victory at Iowa.

## JAN. 2, 2017

Kenny Agostino wins the CCM/AHL Player of the Month award for December after amassing seven goals and 18 assists in 14 games. Agostino's 25 points ranks as the highest monthly total in the AHL since January 2010.

## JAN. 7, 2017

Led by center Wade Megan's goal and two assists, the Wolves knock off the Charlotte Checkers 5-2 before 13,214 fans at Allstate Arena to run their winning streak to eight games. It's the franchise's longest such streak since the 2005-06 season.

## APRIL 6, 2017

Left wing Kenny Agostino and center Wade Megan are named to the AHL's First All-Star Team – marking the first time since the 2006-07 season that the Wolves earn two spots on the top unit.

## APRIL 14, 2017

Kenny Agostino earns the Les Cunningham Award as the AHL's Most Valuable Player during the regular season. The 24-year-old forward receives the honor as the league leader in points (83) and assists (55).

## APRIL 15, 2017

On the final day of the regular season, the Wolves seize their fourth division title in the last eight years as they deliver a 4-3 overtime victory over the Charlotte Checkers at Allstate Arena. The Wolves finish the year with 101 points, one ahead of the Grand Rapids Griffins in the Central Division race.

## APRIL 16, 2017

Wade Megan collects the Willie Marshall Award as the AHL's leading goal-scorer (33) while Kenny Agostino claims the John B. Sollenberger Trophy as the league's top point-producer (83). It's the first time the Wolves pick up both honors since Jason Krog earned both in 2007-08.

## MAY 16, 2017

The Wolves sign a multi-year agreement to be partners with the Vegas Golden Knights, the new National Hockey League franchise that begins play during the 2017-18 season.

## JUNE 7, 2017

The Wolves and Vegas Golden Knights announce Rocky Thompson as the 10th head coach in Wolves franchise history. Thompson joins Chicago after guiding the Ontario Hockey League's Windsor Spitfires to the 2017 Memorial Cup. Hired as assistants a month later, Chris Dennis and Bob Nardella complete the coaching staff for the 2017-18 campaign.

# WOLVES STAFF DIRECTORY

## OWNERSHIP

Chairman of the Board/Governor: Don Levin  
Vice Chairman: Buddy Meyers  
Directors: Seth Gold, Irwin Jann

## BUSINESS OPERATIONS

President: Mike Gordon  
Sr. Executive Vice President: Wayne Messmer  
Executive Assistant: Dana Wildman

## HOCKEY OPERATIONS

General Manager: Wendell Young  
Sr. Advisor/Director of Hockey Operations: Gene Ubriaco  
Assistant General Manager: Bill Bentley  
Head Coach: Rocky Thompson  
Assistant Coaches: Chris Dennis, Bob Nardella  
Goaltending Coach: Stan Dubicki  
Strength & Conditioning Coach: Jeff Conkle  
Hockey Operations: Mike Nardella  
Hockey Operations Assistant: Norine Gillner

## MEDICAL/EQUIPMENT STAFF

Head Athletic Trainer: Kevin Kacer, ATC  
Head Equipment Manager: Craig Kogut  
Assistant Equipment Manager: Ryan Shoufer  
Team Physician/Orthopedics: Scott Logue, MD  
Team Dentist: A.J. Acierno, DDS  
Physical Therapist: Jessica Soros, DPT  
Emergency/Sports Medicine: Jolie Holschen Caravello, MD

## MEDIA AND PUBLIC RELATIONS

Director of Public Relations: Lindsey Willhite  
Media Relations Coordinator: Jasmine Grotto  
Social Media Coordinator: Whitneigh Kinne  
Game-Day Staff: Jeff Mladic

## BROADCAST

Play-By-Play Announcer: Jason Shaver  
Color Analyst: Bill Gardner  
Executive Producer: Ron Storto  
Producer: Cameron Most  
Production Assistant: Stephen Shaw

## PARTNERSHIPS AND BUSINESS DEVELOPMENT

Sr. V.P., Partnerships and Business Development: Jon Sata  
Director of Partnerships: Greg Sprott  
Sr. Manager of Partnerships and Media Sales: Timothy Weaver  
Partnerships Sales Executive: Doug Ferguson  
Client Services Mgr., Partnerships: Amy Bernstein  
Client Services Coordinator, Partnerships: Katie Anstandig  
Sr. Director of Program Development: Stefanie Evans  
Youth Hockey Coordinator: Rob Newburg  
B2B and Group Event Specialist: Leslie Metcalf  
Group Account Executives: Michelle Alcazar, John Brooks, Joe Swintek, Dan Velarde  
Group Sales and Youth Sports Executive: Adam Goldberg  
Marketing Coordinator: Katherine Damisch

## TICKET SALES AND SERVICES

Sr. Executive Director of Ticket Sales: Kevin Dooley  
Sr. Director of Ticket Retention and Services: Jackie Schroeder  
Executive Director of Ticket Sales: Eric Zavilla  
E-Business Specialist: Steve Winner  
Sales Development Managers: Mike Czopek, Anthony Krzyzak  
Account Executive: Pawel Sienko  
Account Representative: Brian Cyganek  
Inside Sales Representatives: Brian Franklin, Hunter Tickle  
Sales and Services Coordinator: Kendall Hutchinson  
Ticket Coordinator: Eric Rivard

## COMMUNITY RELATIONS AND GAME OPERATIONS

Sr. Vice President of Operations: Courtney Mahoney  
Creative Services Director: Dan Harris  
Game Operations Manager: Holly Simms  
Community Relations Manager: Camille Colletti  
Game Operations Assistant: Joe Muting

## CREATIVE SERVICES

Digital Content Manager: Imran Javed  
Senior Graphic Designer: Troy Mueller  
Graphic Designer: Joshua Villanueva

## 2017-18 CHICAGO WOLVES MEDIA GUIDE

**Team Photographer:**  
Ross F. Dettman

**Photographers:**  
Dale Woltman, Steve Woltmann

**Editor/Layout:**  
Jasmine Grotto

**Assistant Editors:**  
Whitneigh Kinne  
Lindsey Willhite

**Cover Design:**  
Troy Mueller

*All articles and Chicago Wolves logos contained in the Chicago Wolves Media Guide are copyright and property of Rosemont Hockey Partners, L.P. 2017.*



## ***DON LEVIN***

**CHAIRMAN OF THE BOARD / GOVERNOR**

Donald R. Levin (luh-VIN) founded DRL Enterprises, Inc., in 1969. The Glenview-based company has holdings in many industries including tobacco processing; aircraft and medical equipment leasing; licensed sports product manufacturing and distribution; and motion picture production and distribution.

Levin's film company has made nearly 20 motion pictures distributed in the U.S. and overseas. His films have featured such stars as Emilio Estevez, Charlie Sheen, Sharon Stone, Rodney Dangerfield and Chuck Norris.

Levin founded the Chicago Wolves with Buddy Meyers and Grant Mulvey in January 1994 and has served as the team's chairman of the board throughout. Levin donates his time and serves on the board of directors for several charitable organizations.

Levin devotes a good portion of his support to the Animal Welfare League that was founded on Chicago's south side and maintains its primary shelter in south suburban Chicago Ridge. In cooperation with the Animal Welfare League, the Wolves host Adopt-a-Dog Night one Saturday night each month during the season and encourage fans to provide the dogs a forever home. The Adopt-A-Dog program has found homes for 1,358 dogs in its first 17 seasons. In 2003, Levin purchased and donated the Animobile – a mobile adoption unit and a modern clinic staffed by Chicago of Animal Care and Control veterinarians and adoption specialists. In 2014, he pledged a \$2 million donation to CACC to spur an \$8.2 million renovation.

The Chicago native was recognized at the Boy Scouts of America's Northwest Suburban Council's Distinguished Citizens Banquet as its 2005 Honoree. Under Levin's direction, the Wolves organization has held a scout night for the Northwest Suburban Council at a home game for the last 18 seasons.

Levin was inducted into the Illinois Hockey Hall of Fame on Jan. 27, 2013. He was honored as the International Hockey League's Executive of the Year for the 1999-2000 season, which concluded with the franchise's second of four championships.

Before beginning his business career, Levin served in the United States Marine Corps, from which he was honorably discharged.

Levin and his wife, Kathleen Ann, have a son, Robert, and live in the northern suburbs.





## ***BUDDY MEYERS***

### **VICE CHAIRMAN**

Buddy Meyers, a principal owner of the Wolves who founded the franchise with Don Levin and Grant Mulvey in January 1994, has been involved in the world of hockey for 46 years. He is a former certified agent of the National Hockey League Players' Association and is past attorney for the Soviet Red Army Hockey Team (CSKA).

He is a practicing attorney and the principal in the law firm of William Buddy Meyers, Ltd. His concentration is in the areas of worker's compensation and personal injury litigation. Additionally, he is a member of the Illinois Bar

Association, Illinois Trial Lawyers Association and Illinois Workers Compensation Lawyers Association; a former director of the Better Boys Foundation and River North Association; and a recipient of the Shomrim Society of Illinois' Man of the Year Award in 2006. He also supports numerous charitable and environmental organizations.

Meyers, who was inducted into the Illinois Hockey Hall of Fame on Jan. 26, 2014, is a graduate of the University of Illinois at Urbana-Champaign and holds a juris doctor degree from the Illinois Institute of Technology/Chicago Kent.

He and Jill live in the River North area of Chicago and have five children between them: Justin, Lindsey, Zak, Brad and Leslie. They also have four grandchildren: Emmie, Macartny, Sienna and Elle.



# WAYNE MESSMER

## SENIOR EXECUTIVE VICE PRESIDENT

Best known for his stirring rendition of the National Anthem, Wayne Messmer sings the anthem prior to almost every Wolves home game. The Senior Executive Vice President also plays a crucial role in the team's business operations and promotional work in the community.

Messmer's association with sports began as the announcer/soloist with the Chicago Sting soccer team. From 1982-85, the Chicago native served as field announcer and soloist for the Chicago White Sox and has maintained a professional association with the Chicago Cubs since 1985. Messmer also

spent 13 seasons as the celebrated soloist for the Chicago Blackhawks. His performance prior to the 1991 NHL All-Star game at Chicago Stadium continues to be recognized by fans as one of the greatest moments in hockey.

During the Wolves historic home opener on Oct. 14, 1994, Messmer made an emotional return to his craft. Before a sellout crowd at Allstate Arena, he sang the anthem publicly for the first time since he suffered a gunshot wound to the throat six months earlier.

Messmer is the founder of Wayne Messmer & Associates, a nationally recognized financial services firm. He is a graduate of Illinois Wesleyan University in Bloomington, where he received a bachelor's degree in music education, and Loyola University of Chicago, where he earned a master's degree in counseling. Messmer also earned his Ph.D. in psychology from La Salle University. He is a member of the National Speakers Association (NSA) and the Screen Actors Guild-American Federation of Television and Radio Artists (SAG-AFTRA). In July 2015, he received the Certified Speaking Professional designation from the National Speakers Association, which is the NSA's highest award.

Messmer and his wife, Kathleen, who often accompanies Wayne in singing, have two daughters – Jennifer and Stephanie – and live in Glenview.



## SETH GOLD

### DIRECTOR

Seth Gold was named director of the Wolves in 1997 after joining the team's parent company, DRL Enterprises, Inc., as a vice president.

Gold has more than 30 years of experience in entertainment and sports law. In addition to the Wolves, his clients have included the Chicago Bulls, the Chicago White Sox, Dino De Laurentiis Productions and Roger Corman.

Gold graduated from the University of Michigan in 1977 with a bachelor's degree in philosophy and earned his juris doctor degree in 1981 from Harvard University Law School. He is active in many community organizations, including Lawyers for the Creative Arts and the Nature Conservancy.

Gold and his wife, Marcy, have a son, Jacob, and a daughter, Rebecca, and live in the northern suburbs.



## IRWIN JANN

### DIRECTOR

Irwin Jann has been a director of the Chicago Wolves since 2000.

A graduate of DePaul University College of Law (J.D.), Jann has practiced law for more than 40 years. Jann's interests include food service, long-term care and motorsports. He has an extensive background in sports, including ownership of J&S Racing Stables; a six-year term as a director of the Illinois Racing Board; 17 years as an active professional and amateur race car driver; and 27 years as a pit board man at

the Indianapolis 500. The latter includes being a member of Hemelgarn Racing's 2000 Indianapolis Racing League Championship Team.

He currently serves as a member of Illinois Motorsports Council. A former member of the executive committee of the Chicago City Ballet, he has served on numerous civic and charity boards including the Illinois Juvenile Justice Commission and two Illinois Gubernatorial Transition Teams. Jann, a Chicago resident, is the father of three children, and is married to Norma Finley Jann, a retired justice of the Illinois Court of Claims.



# MIKE GORDON

## PRESIDENT

Mike Gordon is in his eighth season as the Wolves president of business operations after joining the organization as vice president of partnerships in February 2009.

During Gordon's tenure, the team perennially has ranked among the top American Hockey League franchises in sponsorships and ticket sales. The front office won the 2010 President's Award given annually to one AHL organization to reward excellence in all areas off the ice. The Wolves won Sponsorship Sales Department of the Year awards in 2010, 2011, 2012 and 2015 and were recognized for excellence in

community service in 2012 and fan experience in 2013.

Gordon received the James C. Hendy Memorial Award, which honors the executive who has made the most outstanding contribution to the AHL, following the 2012-13 season. He currently serves on the league's sales and marketing committee, as well as other strategic initiatives.

Prior to joining the Wolves, Gordon served as the vice president of sales for the Arena Football League's Chicago Rush and oversaw all of the team's corporate sponsorship initiatives. Under Gordon's direction, the Rush ranked among the AFL's top three teams in corporate sponsorship revenue for five consecutive years (2004-08). In addition to his sponsorship duties, he oversaw ticket sales during his first three seasons with the Rush. Attendance increased 56 percent during that time and the franchise drew its first sellout crowd. During his tenure, the Rush won the AFL Commissioner's award for Organization of the Year three times.

The 48-year-old Gordon also spent seven years in the athletic department at DePaul University. He concluded his run at the Lincoln Park school as Assistant Athletic Director for External Relations, where he oversaw the licensing, marketing, ticket sales and sponsorships for the athletic department. In addition to his departmental duties, he taught undergraduate classes in sports marketing.

A graduate of Knox College in Galesburg, Illinois, Gordon received his MBA in Marketing at DePaul. He also performed consulting work for the Chicago Blackhawks, the 1994 World Cup and several minor league baseball teams.

Gordon and his wife, Susan, have a daughter, Katie, and a son, Alex, and live in Arlington Heights, where he coaches various youth sports. He serves on the Arlington Heights Park District Foundation and sits on the DePaul University Marketing Advisory Board.



# WENDELL YOUNG

## GENERAL MANAGER

Wendell Young is in his ninth season as the Chicago Wolves general manager. During his tenure, the team has compiled a .593 winning percentage during the regular season and captured four division titles: the 2010 West, 2012 Midwest, 2014 Midwest and 2017 Central.

Young has been a member of the Wolves organization in virtually every capacity – including player, coach, and executive – since the team's inaugural campaign in 1994. He served as assistant coach and executive director of team relations for six seasons before transitioning into the general

manager role in August 2009.

The 54-year-old stands as the Wolves' all-time leader among goaltenders in games (322), wins (169), saves (8,467), minutes (17,912), and shutouts (16), and was a member of Chicago's 1998 and 2000 Turner Cup championship squads. His jersey number "1" was retired on Dec. 1, 2001 – becoming the first Wolves player to receive the honor.

The Halifax, Nova Scotia, native, who was inducted into the Nova Scotia Sport Hall of Fame in 2007, is the only man in hockey history to have won all four North American championships: the Stanley Cup, Turner Cup, Calder Cup, and Memorial Cup. He captured the Stanley Cup in 1991 and 1992 as a member of the Pittsburgh Penguins, the 1988 Calder Cup with the Hershey Bears, the 1982 Memorial Cup with the Kitchener Rangers, and the 1998 and 2000 Turner Cups with the Wolves. He also was behind the bench as a coach for the Wolves' 2008 Calder Cup victory.

Young played 18 seasons of professional hockey, including 10 in the National Hockey League. He compiled a 59-86-12 record in 187 games with the Vancouver Canucks, Philadelphia Flyers, Tampa Bay Lightning and Penguins. He also served as goaltending coach for the Calgary Flames from 2001-03.

Young and his wife, Paula, reside in the northwest suburbs and have one daughter, Gabrielle, and two sons, Matt and Jack.

## YOUNG'S HOCKEY OPERATIONS CAREER

### REGULAR SEASON

SEASON	CLUB	LEAGUE	GP	W	L	T	OT/SOL	PTS	PCT
2003-04	Chicago*	AHL	80	42	26	-	12	96	.600
2004-05	Chicago*	AHL	80	49	24	-	7	105	.656
2005-06	Chicago*	AHL	80	36	32	-	12	84	.525
2006-07	Chicago*	AHL	80	46	25	-	9	101	.631
2007-08	Chicago*	AHL	80	53	22	-	5	111	.694
2008-09	Chicago*	AHL	80	38	37	-	5	81	.506
2009-10	Chicago**	AHL	80	49	24	-	7	105	.656
2010-11	Chicago**	AHL	80	39	30	-	11	89	.556
2011-12	Chicago**	AHL	76	42	27	-	7	91	.599
2012-13	Chicago**	AHL	76	37	30	-	9	83	.546
2013-14	Chicago**	AHL	76	45	21	-	10	100	.658
2014-15	Chicago**	AHL	76	40	29	-	7	87	.572
2015-16	Chicago**	AHL	76	33	35	-	8	74	.487
2016-17	Chicago**	AHL	76	44	19	-	13	101	.664

### PLAYOFFS

RECORD	RESULT
6-4	Lost Division Final
12-6	Lost Calder Cup Final
-	Did Not Qualify
9-6	Lost Conference Final
16-8	Won Calder Cup
-	Did Not Qualify
7-7	Lost Division Final
-	Did Not Qualify
2-3	Lost Conference QFs
-	Did Not Qualify
3-6	Lost Conference SFs
2-3	Lost Conference QFs
-	Did Not Qualify
4-6	Lost Division Final

\* assistant coach

\*\* general manager

AHL TOTALS \*  
AHL TOTALS \*\*

480 264 166 - 50  
616 329 215 - 72

.602  
.593


43-24  
18-25




## YOUNG'S PLAYING CAREER

REGULAR SEASON												PLAYOFFS						
SEASON	CLUB	LEAGUE	GP	W	L	T/SOL	MIN	GA	SO	AVG.		GP	W	L	MIN	GA	SO	AVG.
1980-81	Kitchener	OHL	42	19	15	0	2,215	164	1	4.44		14	9	1	800	42	1	3.15
1981-82	Kitchener	OHL	60	38	17	2	3,470	195	1	3.37		15	12	1	900	35	1	2.33
1982-83	Kitchener	OHL	61	41	19	0	3,611	231	1	3.84		12	6	5	720	43	0	3.58
1983-84	Fredericton	AHL	11	7	3	0	569	39	1	4.11		-	-	-	-	-	-	-
	Milwaukee	IHL	6	4	1	1	339	17	0	3.01		-	-	-	-	-	-	-
	Salt Lake	CHL	20	11	6	0	1,094	80	0	4.39		4	0	2	122	11	0	5.42
1984-85	Fredericton	AHL	22	7	11	3	1,242	83	0	4.01		-	-	-	-	-	-	-
1985-86	Vancouver	NHL	22	4	9	3	1,023	61	0	3.58		-	-	-	-	-	-	-
	Fredericton	AHL	24	12	8	4	1,457	78	0	3.21		-	-	-	-	-	-	-
1986-87	Vancouver	NHL	8	1	6	1	420	35	0	5.00		-	-	-	-	-	-	-
	Fredericton	AHL	30	11	16	0	1,676	118	0	4.22		-	-	-	-	-	-	-
1987-88	Philadelphia	NHL	6	3	2	0	320	20	0	3.75		-	-	-	-	-	-	-
	Hershey	AHL	51	33	15	1	2,922	135	1	2.77		12	12	0	767	28	1	2.19
1988-89	Pittsburgh	NHL	22	12	9	0	1,150	92	0	4.80		1	0	0	39	1	0	1.54
	Muskegon	IHL	2	1	0	1	125	7	0	3.36		-	-	-	-	-	-	-
1989-90	Pittsburgh	NHL	43	16	20	3	2,318	161	1	4.17		-	-	-	-	-	-	-
1990-91	Pittsburgh	NHL	18	4	6	2	773	52	0	4.04		-	-	-	-	-	-	-
1991-92	Pittsburgh	NHL	18	7	6	9	838	53	0	3.79		-	-	-	-	-	-	-
1992-93	Tampa Bay	NHL	31	7	19	2	1,591	97	0	3.66		-	-	-	-	-	-	-
	Atlanta	IHL	3	3	0	0	183	8	0	2.62		-	-	-	-	-	-	-
1993-94	Tampa Bay	NHL	9	2	3	1	480	20	1	2.50		-	-	-	-	-	-	-
	Atlanta	IHL	2	2	0	0	120	6	0	3.00		-	-	-	-	-	-	-
1994-95	Pittsburgh	NHL	10	3	6	0	496	27	0	3.26		-	-	-	-	-	-	-
	Chicago	IHL	37	14	11	7	1,882	112	0	3.57		-	-	-	-	-	-	-
1995-96	Chicago	IHL	61	30	20	6	3,285	199	1	3.63		9	4	5	540	30	0	3.33
1996-97	Chicago	IHL	52	25	21	4	2,931	170	1	3.48		4	1	3	256	13	0	3.04
1997-98	Chicago	IHL	51	31	14	3	2,912	149	2	3.07		9	5	3	515	24	1	2.79
1998-99	Chicago	IHL	35	20	10	4	2,047	84	3	2.46		7	4	3	421	19	1	2.70
1999-2000	Chicago	IHL	48	32	12	4	2,781	128	6	2.76		9	5	3	488	27	0	3.32
2000-01	Chicago	IHL	38	17	16	3	2,074	109	3	3.15		7	2	4	373	21	0	3.38
NHL TOTALS			187	59	86	12	9,409	618	2	3.94		2	0	1	99	6	0	3.64
AHL TOTALS			138	70	53	8	7,866	453	2	3.46		12	12	0	767	28	1	2.19
IHL TOTALS			335	179	105	33	18,679	989	16	3.18		45	21	21	2,593	134	2	3.10
CHL TOTALS			20	11	6	0	1,094	80	0	4.39		4	0	2	122	11	0	5.42
OHL TOTALS			163	98	51	2	9,296	590	3	3.81		41	27	7	2,420	120	2	2.98

Selected by the Vancouver Canucks with their third choice, 73rd overall, in the 1981 NHL Entry Draft.



Ubriaco began his career with the Chicago Wolves as the team's first head coach. Since then, Ubriaco has spent time with the Wolves in all facets of operations including director and senior advisor.



## GENE UBRIACO

SENIOR ADVISOR / DIRECTOR OF HOCKEY OPERATIONS

Gene Ubriaco, who has been with the Wolves since the franchise's inception in 1994, is in his 21st season as the team's director of hockey operations and ninth as senior advisor.

Ubriaco served as the Wolves' first head coach and guided the expansion team to a 34-33-14 record and a berth in the 1995 Turner Cup playoffs. He compiled a 61-61-20 record with the Wolves during a three-year span, which included a two-game interim stint during the 1996-97 season.

"Ubie" began his coaching career at Lake Superior State University in 1972-73. Four years later, he led the Milwaukee Admirals to the Turner Cup playoffs to become the first International Hockey League coach to lead an expansion team into the postseason.

In 1988-89, Ubriaco moved on to the National Hockey League to coach the Pittsburgh Penguins. Under his tutelage, the Penguins shattered several team records and advanced to the Stanley Cup Playoffs after a seven-year absence. He posted a 50-47-9 record with Pittsburgh. Ubriaco gained international coaching experience by heading up the Italian Olympic Team during the 1992 Winter Games in Albertville, France.

During his 26 years as a coach in the professional ranks, Ubriaco was honored as Coach of the Year in the United States Hockey League (1973-74), Eastern Hockey League (1979-80), Central Hockey League (1982-83), and American Hockey League (1983-84).

The Sault Ste. Marie, Ontario, native also played professional hockey for 10 years. He recorded 162 goals, 258 assists, and 420 points in 456 AHL games spanning nine seasons, which included a career-high 42 goals and 86 points during the 1965-66 season with the Hershey Bears.

Ubriaco spent his final three years as a player in the NHL with the Penguins (1967-68), the Oakland Seals (1968-69) and the Chicago Blackhawks (1969-70). He posted 39 goals, 35 assists, and 74 points in 177 regular-season games.

He dedicates himself to numerous charitable causes, including the American Hearing Impaired Hockey Association with which he has been involved since 1974. Ubriaco and his wife, Nella, have a daughter, Francine, and a son, Gene, and live in the western suburbs.



## ***BILL BENTLEY***

### **ASSISTANT GENERAL MANAGER**

Bill Bentley is in his ninth season as Wolves assistant general manager and stands as one of a handful of people who has been with the organization since the team's inception in 1994.


Bentley has been instrumental in the hockey operations department for more than 20 years, which includes all four seasons that finished with a championship.

The Chicago native joined the organization as a statistician in 1994 and was promoted to team services manager a year later. The 48-year-old spent 12 seasons as the director of

hockey administration – handling team travel, immigration, and accounting for the hockey operations department – before assuming the assistant general manager role in August 2009.

A graduate of Quincy College, Bentley served as director of media relations for the Chicago Cheetahs of the now-defunct Roller Hockey International during the 1993-94 season.

Bentley and his wife, Jennifer, live in Chicago.



## ***MIKE NARDELLA***

### **HOCKEY OPERATIONS**

Mike Nardella has been a Chicago hockey institution since the 1930s, when he was caught pilfering some sticks during a Black Hawks game and forced to perform restitution by working for the team's equipment manager.

Hired as the Wolves hockey operations advisor upon the team's inception in 1994, Nardella has helped the franchise in numerous ways over the years. Among other projects, Nardella worked with Mayor Richard M. Daley to have championship banners placed at City Hall and O'Hare Airport after the Wolves won their first Turner Cup in 1998.

Nardella earned a Purple Heart while serving in Patton's Third Army during World War II. He was part of the mechanized cavalry, which served as the advance group that defused and secured bridges to help Patton's men march through Europe. As part of his tour of duty, Nardella landed on Omaha Beach in Normandy on D-Day Plus 15.



## ***NORINE GILLNER***


### **HOCKEY OPERATIONS ASSISTANT**

Norine Gillner is in her 24th season with the Chicago Wolves.

Gillner joined the club in September 1995 as the hockey operations assistant. She works at the Hoffman Estates practice facility and assists with all aspects of the hockey operations department.

Gillner resides in Chicago with her daughters, Michaela and Meaghan, and son, Carl.





# ROCKY THOMPSON

## HEAD COACH

Rocky Thompson was named Chicago Wolves head coach on June 7, 2017. The 2017-18 campaign will mark Thompson's 11th season as a coach, which includes two seasons as the head coach for the Ontario Hockey League's Windsor Spitfires. His tenure with the Spitfires culminated with a Memorial Cup on May 28, 2017.

The 40-year-old spent five years as a coach in the Edmonton organization prior to joining Windsor. Under the same ownership as the Oilers, Thompson began his career during the 2007-08 season as an assistant coach for the Edmonton Oil Kings of the Western Hockey League.

After three seasons (2007-10) with the Oil Kings, Thompson joined the American Hockey League's Oklahoma City Barons for four seasons (2010-14). Prior to the 2014-15 season he was elevated to an assistant for the NHL parent club, where he was behind the bench with former Wolves Dallas Eakins and Todd Nelson.

Prior to coaching, Thompson played professional hockey - split between the NHL and AHL - for parts of 11 seasons from 1995 to 2007. Selected in the third round of the 1995 NHL Entry Draft by the Calgary Flames, the 6-foot-2, 200-pound right wing made his NHL debut on Jan. 28, 1998, and went on to appear in 25 games between the Flames and the Florida Panthers and racked up 117 penalty minutes.

In AHL competition, Thompson appeared in 566 regular-season games and compiled 69 points (17G, 52A). His 1,919 penalty minutes rank 10th on the AHL's all-time penalty-minute list. The Calgary, Alberta, native skated for the Edmonton Road Runners, Hershey Bears, Louisville Panthers, Peoria Rivermen, Saint John Flames, San Antonio Rampage and Toronto Roadrunners.

Thompson and his wife, Elizabeth, have four children: sons Tyr and Tyme and daughters Taze and True.

## THOMPSON'S COACHING CAREER

### REGULAR SEASON

SEASON	CLUB	LEAGUE	GP	W	L	T	OT/SOL	PTS	PCT
2007-08	Edmonton*	WHL	72	22	39	0	11	55	.382
2008-09	Edmonton*	WHL	72	29	34	0	9	67	.465
2009-10	Edmonton*	WHL	72	16	43	0	13	45	.313
2010-11	Oklahoma City*	AHL	80	40	29	0	11	91	.638
2011-12	Oklahoma City*	AHL	76	45	22	0	9	99	.651
2012-13	Oklahoma City*	AHL	76	40	25	0	11	91	.599
2013-14	Oklahoma City*	AHL	76	36	29	0	11	83	.546
2014-15	Edmonton*	NHL	82	24	44	0	14	62	.378
2015-16	Windsor	OHL	68	40	21	0	7	87	.640
2016-17	Windsor	OHL	68	41	19	0	8	90	.662

### PLAYOFFS

RECORD	RESULT
-	Did Not Qualify
0-4	Lost Conference QF
-	Did Not Qualify
2-4	Lost Division Semifinal
8-6	Lost Conference Final
10-7	Lost Conference Final
0-3	Lost Conference QF
-	Did Not Qualify
1-4	Lost 1st Round
3-4	Lost 1st Round**

\* assistant coach

\*\* earned Memorial Cup bid as host; 4-0 record to win championship

NHL TOTALS*	82	24	44	0	14	.378
AHL TOTALS*	308	161	105	0	42	.591
OHL TOTALS	136	81	40	0	15	.651
WHL TOTALS*	216	67	116	0	33	.387

## THOMPSON'S PLAYING CAREER

### REGULAR SEASON

### PLAYOFFS

SEASON	CLUB	LEAGUE	GP	G	A	PTS	PIM	GP	G	A	PTS	PIM
1993-94	Medicine Hat	WHL	68	1	4	5	166	3	0	0	0	2
1994-95	Medicine Hat	WHL	63	1	6	7	220	5	0	0	0	17
1995-96	Saint John	AHL	4	0	0	0	33	-	-	-	-	-
	Medicine Hat	WHL	71	9	20	29	260	5	2	3	5	26
1996-97	Medicine Hat	WHL	47	6	9	15	170	-	-	-	-	-
	Swift Current	WHL	22	3	5	8	90	10	1	2	3	22
1997-98	Calgary	NHL	12	0	0	0	61	-	-	-	-	-
	Saint John	AHL	51	3	0	3	187	18	1	1	2	47
1998-99	Calgary	NHL	3	0	0	0	25	-	-	-	-	-
	Saint John	AHL	27	2	2	4	108	-	-	-	-	-
1999-2000	Saint John	AHL	53	2	8	10	125	-	-	-	-	-
	Louisville	AHL	3	0	1	1	54	4	0	0	0	4
2000-01	Florida	NHL	4	0	0	0	19	-	-	-	-	-
	Louisville	AHL	55	3	5	8	193	-	-	-	-	-
2001-02	Florida	NHL	6	0	0	0	12	-	-	-	-	-
	Hershey	AHL	42	0	3	3	143	8	1	0	1	19
2002-03	San Antonio	AHL	79	1	11	12	275	3	0	0	0	4
2003-04	Toronto	AHL	69	1	8	9	196	3	1	1	2	0
2004-05	Edmonton	AHL	69	3	3	6	231	-	-	-	-	-
2005-06	Peoria	AHL	59	1	4	5	247	3	0	0	0	19
2006-07	Peoria	AHL	55	1	7	8	127	-	-	-	-	-
NHL TOTALS			25	0	0	0	117	-	-	-	-	-
AHL TOTALS			566	17	52	69	1,919	39	3	2	5	93
WHL TOTALS			271	20	44	64	906	23	3	5	8	67

Selected by the Calgary Flames in the third round, 72nd overall, of the 1995 NHL Entry Draft.



## ***CHRIS DENNIS***

### **ASSISTANT COACH**

Chris Dennis was named an assistant coach for the Chicago Wolves on June 30, 2017, and will operate the defense corps for head coach Rocky Thompson.

The 37-year-old spent the last two seasons as the head coach for York University in Toronto, where he took over a last-place program and transformed it into the champions of the 20-team Ontario University Athletics conference. The Lions captured the 2017 Queen's Cup with a dramatic 4-3 victory on March 11.

Prior to taking the job at York, Dennis spent 10 years in the Maple Leafs organization in a variety of roles spanning the head-coaching tenures of Hall of Famer Pat Quinn, Paul Maurice, Ron Wilson and Randy Carlyle. Dennis served as a Maple Leafs assistant coach from 2013-15 and worked as an assistant for the American Hockey League's Toronto Marlies when they reached the Calder Cup Finals in 2012.

Thompson and Dennis built a relationship last year while coaching for Hockey Canada's U-17 World Championship team.

Dennis and his wife, Melissa, have two sons, Luke and Ryan.



## ***BOB NARDELLA***

### **ASSISTANT COACH**

One of the most accomplished players in Chicago Wolves history, Bob Nardella was promoted to assistant coach on July 12, 2017, after serving for two seasons as skills development coach and three seasons as a part-time assistant for the franchise.

Nardella ranks second on the team's all-time regular-season list for games (476), fifth in assists (239) and sixth in points (298) after spending six full and three partial seasons with the Wolves. He was a key player when Chicago captured the 1998 and 2000 Turner Cups as well as the 2002 Calder Cup.

The 49-year-old Melrose Park native made his Wolves debut during the team's inaugural season in 1994-95. After spending one season in Italy and another in Germany - punctuated by his first of two appearances in the Winter Olympics with Italy's national team - Nardella returned to the Wolves from 1997 to 2002.

The defenseman posted 48 points in 65 regular-season games and 18 points in 22 playoff games during the run to the 1998 Turner Cup. Nardella provided 46 points in 77 regular-season games and 13 points in 16 postseason games in 2000 while earning Second All-Star Team recognition in the International Hockey League. He added 26 points in 52 regular-season games and 14 points in 24 games during the 2002 Calder Cup playoffs.

Nardella ranks second on the Wolves' all-time postseason list in games (101), fourth in points (61), fourth in assists (44), and seventh in goals (17).

Nardella lives in Rosemont with his wife, Alicia, and their sons, Bobby and Nicholas.



## ***STAN DUBICKI***

### **GOALTENDING COACH**

Stan Dubicki is in his ninth season as the Wolves goaltending coach.

Prior to joining the organization, he spent five years working at Wendell Young's Goaltending Academy.

In addition to his duties with the Wolves, Dubicki serves as the head coach for the Maine girls hockey co-op team (which includes Maine East, Maine South, Maine West and Leyden high schools) and as goalie coach for Fenwick High School's boys team.

Dubicki and his wife, Carla, and daughter, Nicole, live in Schiller Park.



## ***JEFF CONKLE***

### **STRENGTH AND CONDITIONING COACH**

Jeff Conkle is in his first season as the Wolves strength and conditioning coach.

Prior to arriving in Chicago, Conkle spent four seasons serving as the strength and conditioning coach for the Columbus Blue Jackets' primary American Hockey League affiliate. His tenure was split evenly between the Springfield Falcons (2013-15) and the Cleveland Monsters (2015-17).

The 28-year-old Columbus, Ohio, native earned his bachelor's and master's degrees from The Ohio State University.





## KEVIN KACER

### HEAD ATHLETIC TRAINER

Kevin Kacer, ATC, became the Wolves head athletic trainer in 1995 after being an assistant athletic trainer with the Detroit Pistons (NBA) from 1993-95. Before that, he served as the head athletic trainer for the Continental Basketball Association's Fort Wayne Fury (1991-93); the International Hockey League's Fort Wayne Komets (1990-91); and the National Professional Soccer League's Fort Wayne Flames (1988-90).

Kacer earned a Bachelor of Science degree from the University of Indianapolis, where he served as the head student trainer from 1983-87. He gained experience as a volunteer trainer at

Carroll High School in Fort Wayne from 1983-87 and at the 1986 Pan American Games in Indianapolis.

The 52-year-old is a member of the Professional Hockey Athletic Trainers Society, National Athletic Trainers' Association and American College of Sports Medicine.

Kacer and his wife, Jill, have a daughter, Madison, and two sons, Cameron and Nolan, and reside in the western suburbs.



## CRAIG KOGUT

### HEAD EQUIPMENT MANAGER

Craig Kogut is in his 24th season with the Wolves and 23rd as the team's head equipment manager. The 55-year-old Maywood native handled the Wolves assistant equipment manager role during the team's inaugural 1994-95 season.

A member of the Society of Professional Hockey Equipment Managers (SPHEM), Kogut has worked more than 1,800 games for the Wolves. He also served as assistant equipment manager with the Chicago Blackhawks during the 1984-85 season. The 1980 Proviso East High School graduate worked as a store manager for K & K Sports from 1989-94.

Kogut and his wife, Anna, have a daughter, Lisamarie, and a son, D.J., and reside in the western suburbs.



## COURTNEY MAHONEY

### SR. VICE PRESIDENT OF OPERATIONS

Courtney Mahoney is in her 22nd season with the Wolves and eighth as the senior vice president of operations.

The Western Springs native and Lyons Township High School graduate joined the Wolves' community relations department in 1996 and moved into the leadership role before the 1997-98 season. She assumed control of game operations prior to the 2000-01 season before being named director of operations in 2004.

The 42-year-old Mahoney, who earned the AHL's Ken McKenzie Award in 2009 for outstanding promotion of the team, has spearheaded some of the club's most successful community endeavors, including the Read to Succeed and Adopt-A-Dog programs. Under her supervision, more than \$4 million has been raised for Chicago Wolves Charities.

Mahoney and her staff were honored with the AHL Community Service Award for their community relations efforts during the 2011-12 season. The following year, Mahoney and the team earned the AHL's award for providing the most outstanding fan experience in the Western Conference.

A 1996 graduate of the University of Wisconsin, Mahoney resides in Chicago with her dog, Mick.



## JON SATA

### SR. VICE PRESIDENT, PARTNERSHIPS & BUSINESS DEVELOPMENT

Jon Sata is in his second season as senior vice president of partnerships and business development. Prior to being elevated to his current role in December 2016, Sata spent six seasons as the vice president of partnerships. The Purdue graduate came to the Wolves after one season as sponsorship executive for the Professional Bull Riders (PBR).

Before that, the 39-year-old worked as director of corporate partnerships for NASCAR's Phoenix International Raceway and director of national sales/regional sales manager for Live Nation Motor Sports (currently Feld Entertainment).

Under Sata's direction, the Wolves have won the American Hockey League's Sponsorship Sales Department of the Year award three times (2010-11, 2011-12 and 2014-15).

Sata and his wife, Sarah, reside in Elmhurst with their sons, Justin and Jeremy, daughter, Sonya, and dog, Chile.



## **KEVIN DOOLEY**

### **SR. EXECUTIVE DIRECTOR OF TICKET SALES**

Kevin Dooley, who joined the Wolves in January 2011 as e-Business Specialist, is in his fifth season as the team's Senior Executive Director of Ticket Sales.

Before joining the Wolves, Kevin served as corporate partnerships manager for the Lake County Fielders, consulted for Chicago's 2016 Olympic bid, and got his start in the sports industry as an account executive for the Chicago Rush arena football team.

Prior to his transition to sports, Dooley served as business development analyst for NorthShore University HealthSystem. Dooley is a University of Dayton alum and received his Master's of Sports Administration from Northwestern University in 2012. He resides in the north suburbs with his wife and their daughter.



## **LINDSEY WILLHITE**

### **DIRECTOR OF PUBLIC RELATIONS**

Lindsey Willhite is in his seventh season as the Wolves' director of public relations.

Prior to joining the organization, the 49-year-old spent 22 years as a Daily Herald sports writer, where he covered everything from high school sports to the pros. He focused on college football and basketball, but helped with the paper's coverage of the Bears, the 2005 World Series champion White Sox and the 2010 Stanley Cup champion Blackhawks.

The Champaign native was graduated from Illinois State University, where he earned a B.S. degree in Finance. In his spare time, he serves as the parent volunteer president of the Maverick Swim Club. Willhite, his wife, Christie, and their three children – Kellie, Katie and Michael – live in Naperville.



## JASON SHAVER

### PLAY-BY-PLAY ANNOUNCER

Jason Shaver is in his 10th season as the voice of the Wolves after being named the team's play-by-play announcer in August 2008. Prior to joining the organization, the 45-year-old Shaver served as the director of broadcasting for the American Hockey League's Houston Aeros during the 2007-08 season and worked as the director of corporate sales and broadcasting for the AHL's Iowa Stars during the 2005-06 and 2006-07 seasons.

The Apple Valley, Minnesota, native is the third generation of hockey broadcasters in his family. His father, Wally Shaver, has been the voice of the University of Minnesota hockey team since 2001, while his grandfather, Al Shaver, a 1993 Hockey Hall of Fame inductee, was the radio voice of the Minnesota North Stars for 26 seasons.

Prior to his AHL career, Shaver spent two seasons as the play-by-play announcer for the ECHL's Texas Wildcatters. The former college hockey player began his broadcasting career with stints as the radio announcer for the United States Hockey League's Waterloo Black Hawks and Northwoods Baseball League's Waterloo Bucks.

Shaver and his wife, Karin, reside in Chicago.



## BILL GARDNER

### COLOR ANALYST

Bill Gardner is in his 16th year as the Wolves color analyst.


Gardner spent six years as a color analyst in the National Hockey League, including four years alongside Pat Foley with the Chicago Blackhawks from 1998-2002. The Toronto native returned to the Blackhawks, where he played parts of eight seasons, after a two-year stint as the TV color analyst with the Carolina Hurricanes (1997-98) and the Hartford Whalers (1996-97). Gardner began his broadcasting career as a studio analyst for the Blackhawks on SportsChannel Chicago from 1993-96.

A nine-year NHL veteran, Gardner was drafted 49th overall by the Blackhawks in 1979. The former center notched 70 goals and 175 points in six seasons with the Blackhawks – including an NHL-career-high 51 points in 1984-85 – before being traded to Hartford during the 1985-86 season. The Blackhawks re-signed Gardner as a free agent in 1987 and he played in Chicago's organization for the next two seasons before retiring in 1989. He finished his NHL career with 73 goals and 188 points in 380 games. Gardner also played two seasons in the American Hockey League with the New Brunswick Hawks (1980-81) and Binghamton Whalers (1986-87), posting 36 goals and 109 points in 98 games.

The 57-year-old Gardner has two daughters, Paige and Kayleigh, and a son, Liam.







# 14 **BEAU BENNETT**

## CENTER

Pittsburgh Penguins, 2010 NHL Draft, 20th Overall (1st Rd.)

6-2 195

Gardena, California

November 27, 1991

Shoots Right

## BEAU BENNETT'S *CAREER HIGHLIGHTS*

### 2016-17

- Registered 8 goals and 11 assists for 19 points in 65 games with the New Jersey Devils
- Signed a one-year contract with the Devils on July 1

### 2015-16

- Registered 12 points (6G, 6A) in 33 NHL games with the Pittsburgh Penguins
- Member of 2016 Stanley Cup champion Penguins and appeared in one postseason contest

### 2014-15

- Collected 12 points (4G, 8A) through 49 NHL games with the Penguins
- Dressed for two Stanley Cup Playoff games
- Recorded 5 assists through two AHL games with Wilkes-Barre/Scranton

### 2013-14

- Appeared in 21 regular-season NHL games with the Penguins and collected 7 points (3G, 4A)
- Recorded 5 points (G, 4A) in 12 Stanley Cup Playoff games
- Registered an assist in three AHL games with WBS

### 2012-13

- Made his NHL debut on Feb. 15 at Winnipeg, appeared in 26 games and nabbed 14 points (3G, 11A) for Pittsburgh
- Recorded first point on Feb. 20 versus Philadelphia and netted first goal versus Tampa Bay on Feb. 24
- Debuted in Stanley Cup Playoffs on May 1 versus N.Y. Islanders and appeared in five more games
- Skated in 39 AHL games with WBS Penguins and collected 28 points (7G, 21A)

### 2011-12

- Signed ELC with Pittsburgh Penguins on April 13
- Missed 33 games with wrist injury during sophomore season at University of Denver, but collected 13 points (4G, 9A) in 10 contests

### 2010-11

- As a freshman, registered 25 points (9G, 16A) through 37 games for Denver

# CAREER STATISTICS

## REGULAR SEASON

## PLAYOFFS


SEASON	CLUB	LEAGUE	GP	G	A	PTS	PIM	GP	G	A	PTS	PIM
2009-10	Penticton	BCHL	56	41	79	120	20	15	5	9	14	6
2010-11	Univ. of Denver	NCAA	37	9	16	25	49	-	-	-	-	-
2011-12	Univ. of Denver	NCAA	10	4	9	13	25	-	-	-	-	-
2012-13	Pittsburgh	NHL	26	33	11	14	6	6	1	0	1	0
	Wilkes-Barre/Scranton	AHL	39	7	21	28	18	-	-	-	-	-
2013-14	Pittsburgh	NHL	21	3	4	7	0	12	1	4	5	8
	Wilkes-Barre/Scranton	AHL	3	0	1	1	0	-	-	-	-	-
2014-15	Pittsburgh	NHL	49	4	8	12	16	2	0	0	0	0
	Wilkes-Barre/Scranton	AHL	2	0	5	5	0	-	-	-	-	-
2015-16	Pittsburgh	NHL	33	6	6	12	10	1	0	0	0	7
2016-17	New Jersey	NHL	65	8	11	19	20	-	-	-	-	-
NHL TOTALS			194	24	40	64	52	21	2	4	6	8
AHL TOTALS			44	7	27	34	18	-	-	-	-	-
NCAA TOTALS			47	13	25	38	43	-	-	-	-	-
BCHL TOTALS			56	41	79	120	20	15	5	9	14	6

## BEAU BENNETT'S

# CAREER HIGHLIGHTS

## 2009-10

- Highest drafted California-born player when selected in the first round, 20th overall, by Pittsburgh in the 2010 NHL Entry Draft
- Racked up 120 points (41G, 79A) through 56 BCHL games for the Penticton Vees
- Led league in points and ranked second in goals (41), assists (79), point-per-game average (2.14) and power-play goals (25)
- Nearly averaged a point per game through 15 BCHL Playoff games with 5 goals and 9 assists
- Earned BCHL Rookie of the Year and Top Scorer accolades



# 28 JAKE BISCHOFF

## DEFENSE

New York Islanders, 2012 NHL Draft, 185th Overall (7th Rd.)



6-1 195



Grand Rapids, Minnesota



July 25, 1994

Shoots Left

## JAKE BISCHOFF'S CAREER HIGHLIGHTS

### 2016-17

- Signed entry-level contract with New York Islanders on March 28
- Made professional debut with Bridgeport Sound Tigers on March 31 against Lehigh Valley and collected first two pro points (G, A)
- Traded to Vegas Golden Knights on June 22 - along with the Islanders' 2017 first-round draft pick - in exchange for selecting Jean-Francois Berube in the expansion draft
- Skated in six regular-season games with Bridgeport and totaled 3 points (2G, A)
- Appeared in all 38 games for the University of Minnesota Gophers
- Tallied collegiate career highs in points (38), assists (27) and blocked shots (88)
- Served as a Gophers alternate captain for second season
- Named Big Ten Defensive Player of the Year and First-team All-Big Ten

### 2015-16

- First season as alternate captain for the Gophers
- Appeared in all 37 games for Minnesota and registered 18 points (6G, 12A)
- All-Big Ten Honorable Mention and winner of Minnesota's Big Ten Sportsmanship Award

### 2014-15

- Skated in 36 games during sophomore season at Minnesota and recorded 11 points (3G, 8A)

### 2013-14

- Appeared in 28 games as a freshman for the Gophers and nabbed 7 points (3G, 4A)
- Registered first collegiate goal against Boston College on Oct. 27

### 2012-13

- Skated in 12 games for the Omaha Lancers in second USHL season and recorded 2 assists

### 2011-12

- Appeared in 10 USHL games as a rookie with Omaha and nabbed an assist

# CAREER STATISTICS

## REGULAR SEASON


SEASON	CLUB	LEAGUE	GP	G	A	PTS	PIM
2011-12	Omaha	USHL	10	0	1	1	2
2012-13	Omaha	USHL	12	0	2	2	0
2013-14	Univ. of Minnesota	NCAA	28	3	4	7	8
2014-15	Univ. of Minnesota	NCAA	36	3	8	11	0
2015-16	Univ. of Minnesota	NCAA	37	6	12	18	14
2016-17	Bridgeport	NHL	6	2	1	3	2
	Univ. of Minnesota	NCAA	38	5	27	32	16
AHL TOTALS			6	2	1	3	2
NCAA TOTALS			139	17	51	68	38
USHL TOTALS			22	0	3	3	2

## PLAYOFFS

GP	G	A	PTS	PIM
-	-	-	-	-
-	-	-	-	-
-	-	-	-	-
-	-	-	-	-
-	-	-	-	-
-	-	-	-	-
-	-	-	-	-
-	-	-	-	-
-	-	-	-	-



Prior to his rookie season, Jake Bischoff skated four seasons at the University of Minnesota and capped his collegiate career as the Big Ten Defensive Player of the Year from the 2016-17 campaign.



# 10 CONNER BLEACKLEY

## CENTER

PLAYERS

St. Louis Blues, 2016 NHL Draft, 144th Overall (5th Rd.)

6-0 199

High River, Alberta

February 7, 1996

Shoots Right

## CONNER BLEACKLEY'S CAREER HIGHLIGHTS

### 2016-17

- Made professional debut on Oct. 14 at Grand Rapids and skated in 45 regular-season games with the Wolves
- Collected first two pro points on Nov. 9 at Milwaukee and registered first goal against Rockford on Jan. 6
- Skated in two Calder Cup Playoff contests for Chicago
- Notched 17 points (7G, 10A) through 14 ECHL games with the Missouri Mavericks

### 2015-16

- Dressed for 55 WHL games with the Red Deer Rebels, collecting 46 points (13G, 33A)
- Ranked fifth in assists, seventh in points and 10th in goals among Red Deer skaters
- Played in four games, picking up two assists, in the 2016 Memorial Cup
- Served as an alternate captain for the Rebels
- Represented the WHL in the 2015 CHL Canada Russia Series

### 2014-15

- In his second season as captain, appeared in 51 games and scored 49 points for Red Deer
- Tallied a team-leading 27 goals (tied) and ranked fifth in points among Rebels players
- Skated in five postseason contests, registering a goal and an assist

- Chosen to represent the WHL in the 2014 Subway Super Series

### 2013-14

- Appeared in 71 games, and served as captain, during his sophomore season with the Rebels
- Registered a team-leading 68 points, 26 power-play points and 10 power-play goals
- Tied for the team lead with 29 goals and ranked second with 39 assists
- Represented Canada and won a bronze medal at the 2014 Under-18 World Championship
- Served as an alternate captain and collected 2 points (G, A) through seven games

### 2012-13

- In his first full season with Red Deer, skated in 66 games and picked up 18 points (9G, 9A)
- Represented Canada Pacific, and served as an alternate captain, at the 2013 World Under-17 Hockey Challenge, registering 3 goals and an assist in five games

### 2011-12

- Made his major junior debut with Red Deer, appearing in 16 games and tallied 2 goals
- Began the season skating in 26 games for the UFA Bisons Hockey Club of the Alberta AAA Midget Hockey League and collected 30 points (13G, 17A)

# CAREER STATISTICS

REGULAR SEASON								PLAYOFFS				
SEASON	CLUB	LEAGUE	GP	G	A	PTS	PIM	GP	G	A	PTS	PIM
2011-12	Red Deer	WHL	16	2	0	2	6	-	-	-	-	-
2012-13	Red Deer	WHL	66	9	9	18	28	9	2	1	3	0
2013-14	Red Deer	WHL	71	29	39	68	48	-	-	-	-	-
2014-15	Red Deer	WHL	51	27	22	49	49	5	1	1	2	4
2015-16	Red Deer	WHL	55	13	33	46	49	-	-	-	-	-
2016-17	Chicago	AHL	45	2	8	10	8	2	0	0	0	0
	Missouri	ECHL	14	7	10	17	14	-	-	-	-	-
AHL TOTALS			45	2	8	10	8	2	0	0	0	0
ECHL TOTALS			14	7	10	17	14	-	-	-	-	-
WHL TOTALS			259	80	103	183	180	15	3	3	6	4



The 2017-18 season will mark Bleackley's second with the Chicago Wolves. Bleackley skated in 45 games last year with the Wolves and collected 10 points (2G, 8A) in that span.





# 36 **CHRIS CASTO**

## DEFENSE

Undrafted; Signed with Vegas (NHL) on July 1, 2017



6-1 203



December 27, 1991



Stillwater, Minnesota

Shoots Right

## CHRIS CASTO'S *CAREER HIGHLIGHTS*

### 2016-17

- After five seasons with the Boston Bruins organization, signed as free agent with the Vegas Golden Knights on July 1
- Skated in 59 AHL games for the Providence Bruins and collected 12 points (G, 11A)
- Appeared in 16 Calder Cup Playoff contests and collected 5 points (G, 4A) with Providence

### 2015-16

- Providence's second-highest scoring defenseman with 23 points (7G, 16A) through 68 games
- Skated in three postseason games and registered an assist

### 2014-15

- Skated in 62 regular-season games for the Bruins, collected 12 points (G, 11A) and logged team-best +17 plus/minus rating
- Held scoreless through five Calder Cup Playoff contests

### 2013-14

- Appeared in 52 games during first full season with Bruins and tallied 11 points (3G, 8A)
- Collected two assists through a dozen Calder Cup Playoff contests with Providence
- Skated on one ECHL game with the South Carolina Stingrays and recorded -2 plus/minus rating

### 2012-13

- Signed an entry-level contract with Boston and March 26 and made professional debut on April 7 against Connecticut
- During sophomore season, appeared in 31 games and recorded 9 points (3G, 6A) for the University of Minnesota Duluth Bulldogs

### 2011-12

- Skated in 41 games as a freshman for UMD and posted 13 points (2G, 11A)

### 2010-11

- Second among Lincoln Stars defensemen and 10th in overall team scoring with 25 points (6G, 19A) in 53 regular-season USHL games

# CAREER STATISTICS

## REGULAR SEASON

SEASON	CLUB	LEAGUE	GP	G	A	PTS	PIM
2010-11	Lincoln	USHL	58	6	19	25	40
2011-12	Univ. of Minnesota-Duluth	NCAA	41	2	11	13	14
2012-13	Providence	AHL	4	0	0	0	0
	Univ. of Minnesota-Duluth	NCAA	36	3	6	9	16
2013-14	Providence	AHL	52	3	8	11	23
	South Carolina	ECHL	1	0	0	0	0
2014-15	Providence	AHL	62	1	11	12	35
2015-16	Providence	AHL	68	7	16	23	47
2016-17	Providence	AHL	59	1	11	12	40
AHL TOTALS			245	12	46	58	145
ECHL TOTALS			1	0	0	0	0
NCAA TOTALS			77	5	17	22	30
USHL TOTALS			58	6	19	25	40

## PLAYOFFS

GP	G	A	PTS	PIM
2	0	0	0	0
-	-	-	-	-
-	-	-	-	-
-	-	-	-	-
12	0	2	2	13
-	-	-	-	-
5	0	0	0	2
3	0	1	1	5
16	1	4	5	16
36	1	7	8	36
-	-	-	-	-
-	-	-	-	-
2	0	0	0	0



Casto comes to the Wolves after five seasons in the Boston Bruins organization and skated in 245 American Hockey League games with the Providence Bruins. Over that span, Casto registered 12 goals and 46 assists for 58 points.



# 35 OSCAR DANSK

## GOALTENDER

Columbus Blue Jackets, 2012 NHL Draft, 31st Overall (2nd Rd.)

6-2 198

Stockholm, Sweden

February 28, 1994

Catches Left

## OSCAR DANSK'S CAREER HIGHLIGHTS

### 2016-17

- During second season with Rogle BK, appeared in 24 games and collected two shutouts
- Compiled a 6-16-0 record with a 3.00 goals-against average and .903 save percentage

### 2015-16

- Appeared in 36 games and collected a 13-21-0 record in first season with Rogle
- Backstopped Rogle for 1,947 minutes and registered a 2.68 goals-against average and .910 save percentage

### 2014-15

- Appeared in 21 AHL games with the Springfield Falcons
- Collected a 7-7-5 record with a 3.57 goals-against average and .880 save percentage
- Compiled a 1-8-0 in 11 ECHL appearances with the Kalamazoo Wings
- Finished the season with a 3.73 goals-against average and .889 save percentage

### 2013-14

- Led the OHL with a 2.39 goals-against average and helped the Erie Otters earn the Dave Pinkney Trophy awarded to OHL team with lowest GAA
- Posted six shutouts to co-lead the league with Sault Ste. Marie's Matt Murray
- Backstopped Erie in 42 games and registered a 29-9-1 record with a .909 save percentage
- Compiled a 0-1 recorded through three OHL Playoff appearances and collected a .797 save percentage and 6.79 goals-against average
- Backstopped Sweden for seven games during World Juniors and compiled a tournament second-best 1.79 goals-against average through 370 minutes of action
- Ranked third among tournament netminders with a .929 save percentage
- Earned Best Goaltender Award as voted by the tournament directorate

### 2012-13

- Selected third overall by Erie in the 2012 CHL Import Draft
- Finished rookie OHL season with a 11-23-3 record
- Registered a 4.11 goals-against average and .888 save percentage
- Appeared in 43 games and logged 2,393 minutes between the pipes
- Selected to represent Sweden at World Juniors in Russia and earned a silver medal

# CAREER STATISTICS

## REGULAR SEASON

SEASON	CLUB	LEAGUE	GP	W	L	T/SOL	MIN	GA	SO	GAA	GP	W	L	MIN	GA	SO	GAA
2010-11	Brynäs	SEL	8	-	-	-	-	-	-	-	5	-	-	-	-	-	-
2011-12	Brynäs	SEL	11	-	-	-	-	-	-	-	-	-	-	-	-	-	-
2012-13	Erie	OHL	43	11	23	6	2,393	164	0	4.11	-	-	-	-	-	-	-
2013-14	Erie	OHL	42	29	9	1	2,405	96	6	2.39	3	0	1	124	14	0	6.79
2014-15	Springfield	AHL	21	7	7	5	1,144	68	0	3.57	-	-	-	-	-	-	-
	Kalamazoo	ECHL	11	1	8	0	530	33	0	3.73	-	-	-	-	-	-	-
2015-16	Rogle	SweHL	36	13	21	0	1,947	87	2	2.68	-	-	-	-	-	-	-
2016-17	Rogle	SweHL	24	6	16	0	1,341	67	2	3.00	-	-	-	-	-	-	-
<b>AHL TOTALS</b>			<b>21</b>	<b>7</b>	<b>7</b>	<b>5</b>	<b>1,144</b>	<b>68</b>	<b>0</b>	<b>3.57</b>	-	-	-	-	-	-	-
<b>ECHL TOTALS</b>			<b>11</b>	<b>1</b>	<b>8</b>	<b>0</b>	<b>530</b>	<b>33</b>	<b>0</b>	<b>3.73</b>	-	-	-	-	-	-	-
<b>SweHL TOTALS</b>			<b>60</b>	<b>19</b>	<b>37</b>	<b>0</b>	<b>3,288</b>	<b>154</b>	<b>4</b>	<b>2.81</b>	-	-	-	-	-	-	-
<b>OHL TOTALS</b>			<b>85</b>	<b>40</b>	<b>32</b>	<b>7</b>	<b>4,798</b>	<b>260</b>	<b>6</b>	<b>3.25</b>	<b>3</b>	<b>0</b>	<b>1</b>	<b>124</b>	<b>14</b>	<b>0</b>	<b>6.79</b>
<b>SEL TOTALS</b>			<b>19</b>	-	-	-	-	-	-	-	<b>5</b>	-	-	-	-	-	-

## PLAYOFFS


# OSCAR DANSK'S CAREER HIGHLIGHTS

## 2011-12

- Selected by Columbus Blue Jackets in the second round, 31st overall, of the 2012 NHL Draft
- Last season in the Swedish development track with Brynäs
- Spent majority of the season with the Brynäs under-20 team
- Compiled a 2.78 goals-against average and .910 save percentage
- Backstopped Team Sweden to a silver-medal finish at U18 Worlds in Czech Republic
- Appeared in six games and ranked second among event goaltenders with a 1.98 goals-against average through 273 of play
- Compiled a .931 save percentage and collected one shutout
- Named one of Sweden's top three players of the tournament as voted by coaches

## 2010-11

- Spent time with the both Brynäs under-18 and -20 teams
- With U18 squad, recorded a 1.10 goals-against average and .947 save percentage with through 10 games
- Compiled a 2.70 GAA and .916 save percentage with U20 club
- Prior to Brynäs, spent three season in Fairbault, Minnesota in the Shattuck St. Mary's program (2007-10)



# 26 **BRYCE GERVAIS**

## FORWARD

Undrafted; Signed with Chicago (AHL) on May 9, 2016



5-9 175



Battleford, Saskatchewan



February 26, 1992

Shoots Left

## BRYCE GERVAIS' *CAREER HIGHLIGHTS*

### 2016-17

- First full season of professional hockey; skated in 60 regular-season games for the Wolves and nabbed 21 points (13G, 8A)
- Tied second among team rookies in goal scoring and was one of 14 skaters to collected at least 20 points during the regular season
- Dressed for eight postseason games and recorded an assist
- Selected as the 2017 Tim Breslin Unsung Hero Award recipient

### 2015-16

- Skated in 10 AHL games with the Chicago Wolves, totaling 6 points (4G, 2A)
- Made professional debut March 25 at Iowa and tallied first point (assist)
- Netted first pro goal on March 26 against Iowa
- In senior season, led the Minnesota State University Mavericks with 16 goals and ranked second on club with 26 points
- Led MSU Mankato with 141 shots on goal and 3 short-handed markers

### 2014-15

- Led the Mavericks with 27 goals and ranked second in squad scoring with 36 points
- His 27 goals ranked second in the nation and also tied for second on the school's single-season list for NCAA Division I-era skaters
- Tied for third in the nation (first on the team) with 9 power-play tallies
- Led MSU Mankato with 123 shots on goal and 5 game-winning markers
- Helped MSU Mankato earned second of back-to-back conference championships

### 2013-14

- Registered 18 points (11G, 7A) in final 15 games of the season and finished year with 26 points (16G, 10A) in 41 games for MSU Mankato
- Helped the Mavericks to first of two WCHA Tournament championships
- Named to 2013-14 WCHA Final Five All-Tournament Team, having tallied 3 points (G, 2A) in the event

### 2012-13

- Collected 13 points (8G, 5A) in freshman year with the Mavericks
- Tallied 8 points (3G, 5A) in the final 13 games of the season
- Notched first collegiate goal on Oct. 19 versus RPI

# CAREER STATISTICS

## REGULAR SEASON

SEASON	CLUB	LEAGUE	GP	G	A	PTS	PIM
2010-11	Salmon Arm	BCHL	58	29	22	51	49
2011-12	Salmon Arm	BCHL	20	16	11	27	23
	Penticton	BCHL	39	26	22	48	18
2012-13	Minn. St. Univ. Mankato	NCAA	41	8	5	13	26
2013-14	Minn. St. Univ. Mankato	NCAA	41	16	10	26	61
2014-15	Minn. St. Univ. Mankato	NCAA	40	27	9	36	18
2015-16	Chicago	AHL	10	4	2	6	2
	Minn. St. Univ. Mankato	NCAA	41	16	10	26	48
2016-17	Chicago	AHL	60	13	8	21	37
	AHL TOTALS		70	17	10	27	39
	NCAA TOTALS		163	67	34	101	153
	BCHL TOTALS		117	71	55	126	90

## PLAYOFFS

GP	G	A	PTS	PIM
15	4	4	8	14
-	-	-	-	-
15	6	5	11	19
-	-	-	-	-
-	-	-	-	-
-	-	-	-	-
-	-	-	-	-
8	0	1	1	7
8	0	1	1	7
-	-	-	-	-
30	10	9	19	33

# BRYCE GERVAIS' CAREER HIGHLIGHTS

- MSU Mavericks went 11-1-1 when he recorded a point


## 2011-12

- Split time between Salmon Arm Silverbacks and Penticton Vees, playing combined 59 BCHL games and totaling 75 points (42G, 33A)
- Finished second in league with 42 goals and 12th in scoring with 75 points
- Tied for first among Vees skaters with 42 goals and his 75 points placed seventh in team scoring
- Through 39 games with Penticton, tallied 26 goals and 22 assists for 48 points
- Began the season with Salmon Arm and dressed for 20 contests, picking up 16 goals and 11 assists
- Helped Penticton win the 2012 Fred Page Cup
- Ranked fifth among Penticton skaters, seventh in the BCHL, in postseason scoring with 11 points (6G, 5A)

## 2010-11

- Skated in 58 games with the Silverbacks, collecting 51 points (29G, 22A)
- Finished fourth in team scoring and second in goals
- Tallied 15 power-play points (7G, 8A) and a short-handed goal





# 38 **TOMAS HYKA**

**RIGHT WING**

Los Angeles Kings, 2012 NHL Draft, 171st Overall (6th Rd.)



5-11 160



Mlada Boleslav, Czech Republic



March 23, 1993

Shoots Right

## TOMAS HYKA'S **CAREER HIGHLIGHTS**

### 2016-17

- Racked up 38 points (17G, 21A) in 48 games for Mlada Boleslav
- Averaged a point per game in the postseason with 4 goals and an assist for Mlada Boleslav BK

### 2015-16

- Registered 30 points (12G, 18A) through 47 regular-season games with Mlada Boleslav
- Captured 4 points (3G, A) in 10 postseason games with Mlada Boleslav BK

### 2014-15

- Returned to native country, dressed for 22 games and recorded 10 points (7G, 3A) with Mlada Boleslav BK in the Czech league
- Skated in nine postseason contests and nabbed 3 points (2G, A) for Mlada Boleslav

### 2013-14

- Appeared in 40 games and collected 9 points (4G, 5A) for Farjestad BK Karlstad in the Swedish Hockey League
- Skated in three games on loan to Vasteras IK in Hockeyettan and collected a goal

### 2012-13

- Skated in 49 QMJHL games and collected 54 points (20G, 34A) for the Gatineau Olympiques
- Registered 4 points (2G, 2A) in 10 postseason contests with Gatineau

### 2011-12

- Paced all Olympiques skaters with 20 goals and 44 assists for 64 points through 50 contests
- Recorded a goal and an assist in four QMJHL Playoff contests

### 2010-11

- Selected eighth overall by Gatineau in the CHL Import Draft
- In first European professional season, skated in 13 games and notched a goal for Mlada Boleslav BK

# CAREER STATISTICS

## REGULAR SEASON


SEASON	CLUB	LEAGUE	GP	G	A	PTS	PIM
2010-11	Mlada Boleslav	Czech	13	1	0	1	6
2011-12	Gatineau	OMJHL	50	20	44	64	30
2012-13	Gatineau	OMJHL	49	20	34	54	24
2013-14	Farjestads	SweHL	40	4	5	9	6
	Vasteras	Swe-1	3	1	0	1	2
2014-15	Mlada Boleslav	Czech	22	7	3	10	10
2015-16	Mlada Boleslav	Czech	47	12	18	30	22
2016-17	Mlada Boleslav	Czech	48	17	21	38	8
<b>Czech TOTALS</b>			<b>130</b>	<b>37</b>	<b>42</b>	<b>79</b>	<b>56</b>
<b>SweHL TOTALS</b>			<b>40</b>	<b>4</b>	<b>5</b>	<b>9</b>	<b>6</b>
<b>Swe-1 TOTALS</b>			<b>3</b>	<b>1</b>	<b>0</b>	<b>1</b>	<b>2</b>
<b>OMJHL TOTALS</b>			<b>99</b>	<b>40</b>	<b>78</b>	<b>118</b>	<b>54</b>

## PLAYOFFS

GP	G	A	PTS	PIM
-	-	-	-	-
4	1	1	2	0
10	2	2	4	8
-	-	-	-	-
-	-	-	-	-
9	2	1	3	6
10	3	1	4	2
5	4	1	5	6
<b>25</b>	<b>9</b>	<b>3</b>	<b>12</b>	<b>12</b>
-	-	-	-	-
-	-	-	-	-
<b>14</b>	<b>3</b>	<b>3</b>	<b>6</b>	<b>8</b>



On June 1, 2017, Tomas Hyka became the third player to sign with the National Hockey League expansion franchise the Vegas Golden Knights. The 24-year-old Hyka will begin his first season North American pro hockey with the Chicago Wolves.



# 20 **KEEGAN KOLESAR**

## RIGHT WING

Columbus Blue Jackers, 2015 NHL Draft, 69th Overall (3rd Rd.)

6-2 219

Winnipeg, Manitoba

April 8, 1997

Shoots Right

## KEEGAN KOLESAR'S *CAREER HIGHLIGHTS*

### 2016-17

- Traded to Vegas in exchange for a second-round draft pick on June 24 during the NHL Draft
- Paced all Seattle Thunderbirds skaters with 101 penalty minutes and ranked fourth in team scoring with 60 points (26G, 34A) through 54 games
- Led the Thunderbirds to their first WHL championship with 31 points (12G, 19A) through 19 WHL Playoff contests
- Held to just a single goal through three Memorial Cup games

### 2015-16

- Paced all Thunderbirds players with 107 penalty minutes and finished fourth in team scoring with 61 points (30G, 31A) through 64 games
- Tallied 15 points (7G, 8A) through 16 WHL Playoff games as the Thunderbirds lost to Brandon in the championship final

### 2014-15

- Selected by the Columbus Blue Jackets in the third round, 69th overall, of the 2017 NHL Draft
- Recorded 19 goals and 19 assists for 38 points through 64 regular-season games in second season with Seattle

### 2013-14

- In rookie season with the Thunderbirds, skated in 60 games and collected 8 points (2G, 6A)
- Held to just two assists in nine postseason contests for Seattle

### 2012-13

- Appeared in three games - including two WHL Playoff contests - with the Thunderbirds

# CAREER STATISTICS

## REGULAR SEASON


SEASON	CLUB	LEAGUE	GP	G	A	PTS	PIM
2012-13	Seattle	WHL	1	0	0	0	0
2013-14	Seattle	WHL	60	2	6	8	45
2014-15	Seattle	WHL	64	19	19	38	85
2015-16	Seattle	WHL	64	30	31	61	107
2016-17	Seattle	WHL	54	26	34	60	101
WHL TOTALS			250	27	31	58	232

## PLAYOFFS

GP	G	A	PTS	PIM
2	0	0	0	0
9	0	2	2	2
-	-	-	-	-
16	7	8	15	8
19	12	19	31	37
4	0	1	1	0



The 20-year-old Keegan Kolesar will make his professional debut with the Chicago Wolves this season. A four-year graduate of the Western Hockey League, Kolesar joined the Vegas Golden Knights franchise in exchange for a selection in the 2017 NHL Draft.



# 33 MAX LAGACE

## GOALTENDER

Undrafted; Signed with Vegas (NHL) on July 1

6-2 190

Longueuil, Quebec

January 12, 1993

Catches Left

## MAX LAGACE'S CAREER HIGHLIGHTS

### 2016-17

- In net for 32 AHL games with the Stars and compiled a 11-12-2 record
- Finished the season with a 3.56 goals-against average and .883 save percentage
- Logged a single shutout against San Antonio on Nov. 25 with 28 saves

### 2015-16

- Backstopped the Stars for 36 AHL games and registered a 19-10-3 record
- Logged a 2.90 goals-against average and .913 save percentage
- Appeared in 11 ECHL games with the Idaho Steelheads and spun a 3-5-2 record
- Averaged 3.09 goals-against per game and a .886 save percentage
- Recorded first AHL career shutout on Jan. 27 versus San Jose and made 35 saves
- Made Calder Cup Playoff debut on April 21 against San Diego
- Through two postseason appearances, logged a 0-1 record, 2.74 goals-against average and .886 save percentage

### 2014-15

- Made professional debut in the AHL with the Stars on Nov. 21 against San Antonio, played 17 minutes and stopped 9 of 10 shots
- Spent majority of rookie season in the ECHL with the Missouri Mavericks and Bakersfield Condors
- Through 15 games with Missouri, logged 5-6-3 record with 3.55 goals-against average and .900 save percentage
- Finished the season with the Condors and backstopped the club for 123 contests
- Compiled a 6-4-1 record, 2.68 goals-against average and .915 save percentage

### 2013-14

- Traded to the Cape Breton Screaming Eagles during the offseason and then appeared in eight games and compiled a 3-3-1 record
- Averaged 3.23 goals-against per game and logged a .887 save percentage
- Acquired by the Shawinigan Cataractes and backstopped the club in three contests
- Registered a 4.00 goals-against average and .890 save percentage
- Finished the season with the Sherbrooke Phoenix and appeared in 15 games
- Logged a 2-9-3 record, 4.06 goals-against average and .887 save percentage

# CAREER STATISTICS

## REGULAR SEASON

## PLAYOFFS

SEASON	CLUB	LEAGUE	GP	W	L	T/SOL	MIN	GA	SO	CAA	GP	W	L	MIN	GA	SO	CAA
2010-11	Prince Edward Island	QMJHL	18	8	4	0	870	52	1	3.59	-	-	-	-	-	-	-
2011-12	Prince Edward Island	QMJHL	56	12	34	5	2,912	219	1	4.51	-	-	-	-	-	-	-
2012-13	Prince Edward Island	QMJHL	33	13	12	1	1,571	106	1	4.05	1	-	-	-	-	-	-
2013-14	Cape Breton	QMJHL	8	3	3	1	464	25	0	3.23	-	-	-	-	-	-	-
	Shawinigan	QMJHL	3	1	2	0	180	12	1	4.00	-	-	-	-	-	-	-
	Sherbrooke	QMJHL	15	2	9	3	827	56	0	4.06	-	-	-	-	-	-	-
2014-15	Texas	AHL	1	0	0	0	17	87	0	3.55	-	-	-	-	-	-	-
	Bakersfield	ECHL	13	6	4	1	718	32	1	2.68	-	-	-	-	-	-	-
	Missouri	ECHL	15	5	6	3	779	39	1	3.01	-	-	-	-	-	-	-
2015-16	Texas	AHL	36	19	10	3	2,051	99	1	2.90	2	0	1	88	4	0	2.74
	Idaho	ECHL	11	3	5	2	582	30	0	3.09	-	-	-	-	-	-	-
2016-17	Texas	AHL	32	11	12	2	1,567	93	1	3.56	-	-	-	-	-	-	-
<b>AHL TOTALS</b>			<b>69</b>	<b>30</b>	<b>22</b>	<b>6</b>	<b>3,635</b>	<b>193</b>	<b>2</b>	<b>3.19</b>	<b>2</b>	<b>0</b>	<b>1</b>	<b>88</b>	<b>4</b>	<b>0</b>	<b>2.74</b>
<b>ECHL TOTALS</b>			<b>39</b>	<b>14</b>	<b>15</b>	<b>6</b>	<b>2,079</b>	<b>101</b>	<b>2</b>	<b>2.92</b>	<b>-</b>	<b>-</b>	<b>-</b>	<b>-</b>	<b>-</b>	<b>-</b>	<b>-</b>
<b>QMJHL TOTALS</b>			<b>133</b>	<b>39</b>	<b>64</b>	<b>10</b>	<b>6,826</b>	<b>470</b>	<b>4</b>	<b>4.13</b>	<b>1</b>	<b>0</b>	<b>0</b>	<b>28</b>	<b>1</b>	<b>0</b>	<b>2.19</b>

## MAX LAGACE'S

# CAREER HIGHLIGHTS

## 2012-13

- Appeared in 33 games for the Rocket and logged a 13-12-1 record
- Collected .869 save percentage and 4.05 goals-against average
- Registered a single shutout against Moncton on Oct. 19 and turned aside 30 shots
- Made QMJHL Playoffs debut against Val-d'Or on March 23 and logged 24 minutes of time in net and allowed one goal
- Signed a three-year entry-level contract with the Dallas Stars on July 23


## 2010-11

- In rookie season with Prince Edward Island Rocket, appeared in 18 QMJHL games and compiled a 8-4-0 record
- Registered a 3.59 goals-against average and .884 save percentage
- Logged first QMJHL shutout Dec. 12 against Cape Breton with 19 saves

## 2011-12

- Backstopped PEI for 56 games and 2,912 minutes and collected a 12-34-5 record
- Finished the season with a 4.51 goals-against average and .867 save percentage
- Stopped 37 shots for second shutout on Sept. 24 at Val-d'Or





# 32 CURTIS LEONARD

## DEFENSE

PLAYERS

Undrafted; Signed PTO with Chicago (AHL) on Oct. 5, 2017

6-3 196

Napanee, Ontario

September 23, 1992

Shoots Left

## CURTIS LEONARD'S CAREER HIGHLIGHTS

### 2016-17

- Re-signed with the Komets on July 25 and skated in 65 regular-season games
- Set professional career-highs in points (17) and assists (13)
- Made Kelly Cup Playoff debut on April 14 against Quad City and appeared in nine more postseason games for Fort Wayne

### 2015-16

- Skated in three games with Reading and collected an assist
- Acquired by the Fort Wayne Komets on Nov. 18, appeared 10 contests and notched an assist
- On Jan. 13, traded to the Evansville Icemen and played 38 regular-season games
- Registered a goal and 6 assists with Evansville

### 2014-15

- In senior season at Rensselaer, served as team captain and skated in 39 games
- Logged 2 goals and 8 assists for 10 points for the Engineers
- Signed with the Reading Royals and skated in five ECHL regular-season contests
- Loaned to the AHL's Rochester Americans and made professional debut on March 22 against Utica and collected first professional point

### 2013-14

- Played all 37 games for the Engineers as a junior and registered 12 points (G, 11A) to lead all R.P.I. blueliners

### 2012-13

- Skated in 36 contests for R.P.I. and tallied 15 points (5G, 10A) as a sophomore

### 2011-12

- As a freshman, appeared in all 39 games for the Rensselaer Engineers and collected six points (G, 5A)

# CAREER STATISTICS

## REGULAR SEASON

SEASON	CLUB	LEAGUE	GP	G	A	PTS	PIM
2011-12	R.P.I.	NCAA	39	1	5	6	28
2012-13	R.P.I.	NCAA	36	5	10	15	16
2013-14	R.P.I.	NCAA	37	1	11	12	20
2014-15	Rochester	AHL	1	0	1	1	0
	Reading	ECHL	5	0	0	0	0
2015-16	R.P.I.	NCAA	39	2	8	10	20
	Evansville	ECHL	39	1	6	7	26
	Fort Wayne	ECHL	10	0	1	1	8
	Reading	ECHL	3	0	1	1	0
2016-17	Fort Wayne	ECHL	65	4	13	17	47
AHL TOTALS			1	0	1	1	0
ECHL TOTALS			122	5	21	26	83
NCAA TOTALS			151	9	34	43	84

## PLAYOFFS

GP	G	A	PTS	PIM
-	-	-	-	-
-	-	-	-	-
-	-	-	-	-
-	-	-	-	-
-	-	-	-	-
-	-	-	-	-
-	-	-	-	-
10	0	1	1	0
-	-	-	-	-
10	0	1	1	0
-	-	-	-	-



Defenseman Curtis Leonard was one of two players - the other veteran left wing and long-time Chicago Wolves player Brett Sterling - to earn a professional tryout contract out of training camp. Image credit: Fort Wayne Kometes



# 4 PETTERI LINDBOHRM

## DEFENSE

PLAYERS

St. Louis Blues, 2012 NHL Draft, 176th Overall (7th Rd.)



6-3 210



Helsinki, Finland



September 23, 1993

Shoots Left

## PETTERI LINDBOHRM'S CAREER HIGHLIGHTS

### 2016-17

- Appeared in 52 games for the Wolves and collected 16 points (8G, 8A)
- Skated in seven NHL contests for the Blues and logged 4 penalty minutes
- Dressed for nine of 10 Calder Cup Playoff games and nabbed 4 points (G, 3A)

### 2015-16

- Spent last three weeks of the NHL regular season and entire postseason with the St. Louis Blues
- Held scoreless in 10 regular-season games with the Blues
- Through 43 AHL games with the Chicago Wolves, tallied 3 goals and 8 assists for 11 points

### 2014-15

- Shared team lead during postseason with 13 shots on goal
- Posted 3 points (2G, A) in 23 games with St. Louis
- Made NHL debut on Oct. 19, 2014
- Led Wolves defensemen with 120 shots on goal
- Contributed 18 points (6G, 12A) in 53 games with Chicago
- Collected first North American professional goal against Charlotte on Oct. 12

### 2013-14

- Recorded 1 assist in 18 appearances with Jokerit
- Accumulated 5 points (G, 4A) in 19 games with Assat
- Tied for first on Assat with a +3 plus/minus rating and second among Assat defensemen with a 0.26 points-per-game scoring average

### 2012-13

- Contributed 4 assists in 35 games with Jokerit in his first professional season in Finland
- Captained Finland's 2013 World Junior Championship squad, registering 2 assists in six games; named one of Finland's Top Three Players of the tournament
- Selected by St. Louis in the seventh round, 176th overall, of the 2012 NHL Draft

# CAREER STATISTICS

## REGULAR SEASON


SEASON	CLUB	LEAGUE	GP	G	A	PTS	PIM
2012-13	Jokerit	SM-Liiga	35	0	4	4	61
2013-14	Jokerit	SM-Liiga	10	0	1	1	18
	Assat	SM-Liiga	19	1	4	5	8
2014-15	St. Louis	NHL	23	2	1	3	26
	Chicago	AHL	53	6	12	18	62
2015-16	St. Louis	NHL	10	0	0	0	7
	Chicago	AHL	43	3	8	11	50
2016-17	St. Louis	NHL	7	0	0	0	4
	Chicago	AHL	52	8	8	16	54
NHL TOTALS			40	2	1	3	37
AHL TOTALS			148	17	28	45	166
SM-LIIGA TOTALS			72	1	9	10	158

## PLAYOFFS

GP	G	A	PTS	PIM
-	-	-	-	-
-	-	-	-	-
-	-	-	-	-
-	-	-	-	-
5	0	1	1	10
-	-	-	-	-
-	-	-	-	-
9	1	3	4	2
-	-	-	-	-
14	1	4	5	12
-	-	-	-	-



Since coming to North America in 2013, Petteri Lindbohm has exclusively played his entire American Hockey League career with the Chicago Wolves. The 24-year-old is on pace to appear in his 200th AHL game during the 2017-18 campaign.



# 15 MACKENZIE MacEACHERN

LEFT WING

St. Louis Blues, 2012 NHL Draft, 67th Overall (3rd Rd.)

6-3 203  
 Troy, Michigan

March 9, 1994  
 Shoots Left

## MACKENZIE MacEACHERN'S CAREER HIGHLIGHTS

### 2016-17

- Appeared in 55 AHL games for Chicago during rookie campaign
- Collected 5 goals and 6 assists for 11 points
- Made AHL debut on Oct. 14 in home state of Michigan against Grand Rapids
- Registered first pro goal on Dec. 3 against versus Iowa
- Made Calder Cup Playoffs debut on April 20 at Charlotte
- Nabbed first two pro postseason points (goal, assist) on May 5 against Grand Rapids

### 2015-16

- Led the Michigan State University Spartans with a career-high 30 points and 14 goals, while his 16 assists tied for second on the team
- Ended the season with a career-best eight-game point streak (4G, 5A) and registered points in 11 of final 13 games
- Led all Spartans with eight multi-point games
- Earned Big Ten Third Star of the Week honors once (Nov. 22)
- Academic All-Big Ten honoree

### 2014-15

- Ranked second in team scoring with 26 points (11G, 15A)
- Tied for team lead with 5 power-play goals
- Posted six multi-point games
- Tallied first career hat trick versus Penn State University, earning Big Ten and NCAA First Star of the Week honors (Feb. 14)
- Notched 2 unassisted goals in series versus University of New Hampshire to become first Spartan to have two unassisted goals in a season since 2012-13
- Posted 3 points (G, 2A) in season opener vs. UMass on Oct. 17
- Academic All-Big Ten honoree

### 2013-14

- Finished second among Spartan freshmen with 12 points (8G, 4A) and tied for first with 8 goals
- Ranked second on the team with 90 shots on goal
- One of three freshmen to appear in all 36 games
- Scored first career goal against UMass-Lowell on Oct. 25

### 2012-13

- Selected by St. Louis in the third round, 63rd overall, of the 2012 NHL Draft
- Skated in 50 USHL games with the Chicago Steel and compiled 21 points (8G, 13A)
- Had five multi-point games with the Steel
- Recorded 35 penalty minutes

# CAREER STATISTICS

## REGULAR SEASON

SEASON	CLUB	LEAGUE	GP	G	A	PTS	PIM
2012-13	Chicago Steel	USHL	50	8	13	21	35
2013-14	Michigan State Univ.	NCAA	36	8	4	12	14
2014-15	Michigan State Univ.	NCAA	35	11	15	26	10
2015-16	Michigan State Univ.	NCAA	37	14	16	30	20
2016-17	Chicago	AHL	55	5	6	11	8
AHL TOTALS			55	5	6	11	8
NCAA TOTALS			108	33	35	68	44
USHL TOTALS			50	8	13	21	35

## PLAYOFFS

GP	G	A	PTS	PIM
-	-	-	-	-
-	-	-	-	-
-	-	-	-	-
-	-	-	-	-
10	2	1	3	4
10	2	1	3	4
-	-	-	-	-
-	-	-	-	-



Following a 15-game absence due to injury, rookie Mackenzie MacEachern netted his first professional goal in just his second game back on Dec. 3 against the Iowa Wild; the tally stood as the game-winner.





# 23 STEFAN MATTEAU

## CENTER

New Jersey Devils, 2012 NHL Draft, 29th Overall (1st Rd.)

6-2 220

Chicago, Illinois

February 23, 1994

Shoots Left

## STEFAN MATTEAU'S CAREER HIGHLIGHTS

### 2016-17

- Finished eighth in team scoring with 25 points (12G, 13A) through 67 AHL games with the St. John's IceCaps
- Logged a career-high 122 penalty minutes and was second-most penalized IceCaps player

### 2015-16

- Appeared in a dozen NHL games with the Canadiens and recorded an assist
- Traded to Montreal on Feb. 29 in exchange for Devante Pelly-Smith
- Skated in 20 NHL games with New Jersey and tallied a goal
- Logged four penalty minutes in one AHL game with Albany

### 2014-15

- Appeared in seven NHL games with New Jersey and collected a single goal
- Second season with Albany and appeared in 61 regular-season AHL contests
- Finished sixth in team scoring with 27 points (12G, 15A)

### 2013-14

- Skated in 67 games with the Albany Devils and totaled 26 points (13G, 13A)
- Debuted in the Calder Cup Playoffs on April 25 against St. John's, skated in four games and recorded a goal for Albany

### 2012-13

- Signed entry-level NHL contract with New Jersey on Aug. 14
- Made NHL debut on Jan. 19 at N.Y. Islanders and collected first 2 points (assists) on Jan. 22 against Philadelphia
- Potted first NHL goal on Jan. 27 at Montreal
- Played 35 QMJHL games and registered 28 points (18G, 10A) for Blainville-Boisbriand Armada
- Appeared in 11 QMJHL Playoff games and tallied 9 points (3G, 6A) for the Armada

### 2011-12

- Selected by the New Jersey Devils in the first round, 29th overall, of the 2012 NHL Entry Draft
- Skated two seasons (2009-11) with the USA Hockey National Team Development Program
- Played 46 contests for the NTDP and collected 19 points (10G, 9A) and 140 penalty minutes

# CAREER STATISTICS

## REGULAR SEASON


SEASON	CLUB	LEAGUE	GP	G	A	PTS	PIM
2010-11	U.S. Nat'l Dev. Team	--	28	4	5	9	47
2011-12	U.S. Nat'l Dev. Team	--	18	6	4	10	93
2012-13	New Jersey	NHL	17	1	2	3	36
	Blainville-Boisbriand	QMJHL	35	18	10	28	70
2013-14	Albany	AHL	67	13	13	26	66
2014-15	New Jersey	NHL	7	1	0	1	4
	Albany	AHL	61	12	15	27	40
2015-16	Montreal	NHL	12	0	1	1	4
	New Jersey	NHL	20	1	0	1	13
	Albany	AHL	1	0	0	0	4
2016-17	St. John's	AHL	67	12	13	25	122
NHL TOTALS			56	3	3	6	27
AHL TOTALS			196	37	41	78	232
QMJHL TOTALS			35	18	10	28	70
NTDP TOTALS			46	10	9	19	140

## PLAYOFFS

GP	G	A	PTS	PIM
-	-	-	-	-
-	-	-	-	-
-	-	-	-	-
11	3	6	9	16
4	1	0	1	-
-	-	-	-	-
-	-	-	-	-
-	-	-	-	-
-	-	-	-	-
-	-	-	-	-
4	3	1	4	2
-	-	-	-	-
8	4	1	5	6
11	3	6	9	16
-	-	-	-	-



The son of former Chicago Blackhawk Stéphane Matteau, the 23-year-old Stefan Matteau was born in Chicago. Although a Chicago native son, the 23-year-old spent his formative years in Quebec.



# 7 KENNEY MORRISON

## DEFENSE

PLAYERS

Undrafted; Signed with Chicago (AHL) on July 27, 2017



6-2 207



Lloydminster, Alberta



February 13, 1992

Shoots Right

## KENNEY MORRISON'S CAREER HIGHLIGHTS

### 2016-17

- Played 51 games and picked up 12 points (4G, 8A) for Stockton

### 2015-16

- Skated in 44 games during first full season in the AHL with Stockton Heat and compiled 13 points (3G, 10A)

### 2014-15

- Dressed for all 37 games and registered 15 points (5G, 10A) with Broncos in junior year
- Signed a two-year entry-level contract with the Calgary Flames on March 19
- Made professional (AHL) debut on March 28 against Oklahoma City Barons and collected three points (G, 2A)
- Skated in 10 games with Adirondack Flames and recorded 6 points (2G, 4A)

### 2013-14

- Skated in all 40 games and nabbed 19 points (4G, 15A) during sophomore campaign for Western Michigan
- Named NCHC All-Academic Team

### 2012-13

- In freshman season, skated in all 38 games for the Western Michigan University Broncos
- Finish third in team scoring with 20 points (7G, 13A)
- Named to the CCHA All-Rookie Team and a finalist for the CCHA Best Offensive Defenseman

### 2011-12

- Appeared in 57 USHL games for the Omaha Lancers
- Registered 35 points (15G, 20A) and finished second among Omaha defensemen in scoring
- One of eight Lancers to finish the season with more than 30 points

### 2010-11

- As a rookie, skated in 55 BCHL games for the Alberni Valley Bulldogs
- Collected 35 points (8G, 27A) to pace all Bulldogs blueliners
- His 35 points placed him fifth in overall team scoring
- He nabbed 21 power-play points (4G, 17A) to lead all Alberni Valley defensemen

## CAREER STATISTICS

REGULAR SEASON							PLAYOFFS					
SEASON	CLUB	LEAGUE	GP	G	A	PTS	PIM	GP	G	A	PTS	PIM
2010-11	Albioni	BCHL	55	8	27	35	26	4	0	2	2	2
2011-12	Omaha	USHL	57	15	20	35	44	3	0	0	0	0
2012-13	W. Michigan Univ.	NCAA	38	7	13	20	32	-	-	-	-	-
2013-14	W. Michigan Univ.	NCAA	40	4	15	19	83	-	-	-	-	-
2014-15	Adirondack	AHL	10	2	4	6	4	-	-	-	-	-
	W. Michigan Univ.	NCAA	37	5	10	15	35	-	-	-	-	-
2015-16	Stockton	AHL	44	3	10	13	30	-	-	-	-	-
2016-17	Stockton	AHL	51	4	8	12	36	-	-	-	-	-
	AHL TOTALS		105	9	22	31	70	-	-	-	-	-
	NCAA TOTALS		115	16	38	54	151	-	-	-	-	-
	USHL TOTALS		57	15	20	35	44	3	0	0	0	0
	BCHL TOTALS		55	8	27	35	26	4	0	2	2	2



In his professional debut on March 28, 2015, defenseman Kenney Morrison collected a goal and two assists to help the Adirondack Flames up end the Oklahoma City Barons 7-3. *Image credit: Stockton Heat*



# 5 DMITRY OSIPOV

## DEFENSE

PLAYERS

Undrafted; Signed with Chicago (AHL) on Sept. 24, 2017



6-4



234



Moscow, Russia



October 4, 1996

Shoots Right

## DMITRY OSIPOV'S CAREER HIGHLIGHTS

### 2016-17

- Skated in 42 games and registered 11 points (G, 10A) with the Vancouver Giants
- Traded in January to Brandon Wheat Kings and appeared in 31 contests and recorded 3 points (G, 2A)
- Held scoreless through four WHL Playoff games

### 2015-16

- Collected 12 points (2G, 10A) in 72 games with the Giants
- Logged junior career-high 102 penalty minutes

### 2014-15

- Skated in 71 games in second WHL season and totaled 12 points (G, 11A) for Vancouver
- Earned the Giants' Most Improved Player accolade

### 2013-14

- During rookie season, skated in 54 WHL games and tallied 3 goals for the Giants
- Made WHL debut on Sept. 21 against Prince George and netted first goal on Nov. 9 against same opponent
- Debuted in the WHL Playoffs on March 21 with Vancouver at Portland and appeared in three more games

# CAREER STATISTICS

## REGULAR SEASON


## PLAYOFFS

SEASON	CLUB	LEAGUE	GP	G	A	PTS	PIM	GP	G	A	PTS	PIM
2013-14	Vancouver	WHL	54	3	0	3	48	4	0	0	0	6
2014-15	Vancouver	WHL	71	1	11	12	65	-	-	-	-	-
2015-16	Vancouver	WHL	72	2	10	12	102	-	-	-	-	-
2016-17	Brandon	WHL	31	1	2	3	43	4	0	0	0	2
	Vancouver	WHL	42	1	10	11	39	-	-	-	-	-
WHL TOTALS			270	8	33	41	297	8	0	0	0	8



After being released from the Vegas Golden Knights training camp, defenseman Dmitry Osipov signed a standard player's contract with the Chicago Wolves on Sept. 24, 2017. A graduate of the Western Hockey League, Osipov has been in North America since 2013.





# 27 **BRANDON PIRRI**

**CENTER**

Chicago Blackhawks, 2009 NHL Draft, 59th Overall (2nd Rd.)

6-0 183

Toronto, Ontario

April 10, 1991  
Shoots Left

## BRANDON PIRRI'S *CAREER HIGHLIGHTS*

### 2016-17

- Skated in 60 NHL games and collected 18 points (8G, 10A) with New York Rangers

### 2015-16

- Played nine games and tallied 5 points (3G, 2A) for the Anaheim Ducks
- On Feb. 29, dealt from Florida Panthers to Anaheim for sixth-round draft pick
- Appeared in 52 games and registered 24 points (11G, 13A) with Panthers

### 2014-15

- In first full NHL season, skated in 49 games and collected 24 points (22G, 2A) for Panthers and finished second in team goal-scoring

### 2013-14

- With Florida, appeared in 21 contests and produced 14 points (7G, 7A)
- Traded to Florida in exchange for two draft picks on March 2
- Through 28 NHL games with Chicago Blackhawks, registered 11 points (6G, 5A)
- Averaged a point per game (11G, 15A) through 26 AHL games with Rockford

### 2012-13

- Led AHL in scoring with 75 points (22G, 53A) to win John B. Sollenberger Trophy
- Set IceHogs franchise record with 5 assists and 6 points against Chicago on April 12

### 2011-12

- Recorded first NHL point on Oct. 7 at Dallas and skated in four more games with Chicago
- Led Rockford skaters with 56 points and 33 assists through 66 AHL contests
- Logged 100th career pro point on April 6 versus Lake Erie

### 2010-11

- Made NHL debut with Blackhawks on Oct. 9 against Detroit and logged a -1 plus/minus rating
- On Aug. 31, signed three-year ELC with Chicago
- Skated in 70 AHL games and tallied 43 points (12G, 31A) with Rockford

### 2009-10

- As a freshman at Rensselaer, skated in all 39 games and led all first-year skaters in goals (11), assist (32) and points (43)
- Led R.P.I. in assists, ranked second in points and third in goals
- Selected by Chicago in second round, 59th overall, in 2009 NHL Draft

# CAREER STATISTICS

## REGULAR SEASON

## PLAYOFFS

SEASON	CLUB	LEAGUE	GP	G	A	PTS	PIM	GP	G	A	PTS	PIM
2009-10	R.P.I.	NCAA	39	11	32	43	67	-	-	-	-	-
2010-11	Chicago	NHL	1	0	0	0	0	-	-	-	-	-
	Rockford	AHL	70	12	31	43	50	-	-	-	-	-
2011-12	Chicago	NHL	5	0	2	2	0	-	-	-	-	-
	Rockford	AHL	66	23	33	56	36	-	-	-	-	-
2012-13	Chicago	NHL	1	0	0	0	0	-	-	-	-	-
	Rockford	AHL	76	22	53	75	72	-	-	-	-	-
2013-14	Chicago	NHL	28	6	5	11	6	-	-	-	-	-
	Florida	NHL	21	7	7	14	2	-	-	-	-	-
	Rockford	AHL	26	11	15	26	10	-	-	-	-	-
2014-15	Florida	NHL	49	22	2	24	14	-	-	-	-	-
2015-16	Anaheim	NHL	9	3	2	5	0	-	-	-	-	-
	Florida	NHL	52	11	13	24	30	-	-	-	-	-
2016-17	N.Y. Rangers	NHL	60	8	10	18	25	-	-	-	-	-
NHL TOTALS			226	57	41	98	77	-	-	-	-	-
AHL TOTALS			238	68	132	200	168	-	-	-	-	-
NCAA TOTALS			39	11	32	43	67	-	-	-	-	-



Brandon Pirri joined the Chicago Wolves on Oct. 4, 2017, after he signed a one-year contract with the Vegas Golden Knights and cleared waivers. He comes to the Golden Knights organization after a season with the New York Rangers.



# 03 TEEMU PULKKINEN

## LEFT WING

Detroit Red Wings, 2010 NHL Draft, 111th Overall (4th Rd.)

5-10 185  
 Vantaa, Finland

January 2, 1992  
 Shoots Right

PLAYERS

## TEEMU PULKKINEN'S CAREER HIGHLIGHTS

### 2016-17

- Selected by the Vegas Golden Knights in the Expansion Draft and signed a one-year contact with the club on July 6
- On Feb. 27, traded to the Arizona Coyotes, skated in four games and recorded an assist
- Spent majority of the season with the AHL's Iowa Wild and finished third in team scoring with 36 points (18G, 18A) in 47 games
- Appeared in nine NHL games with the Wild and recorded a goal
- Signed a one-year deal with the Detroit Red Wings on July 13 and then claimed off waiver wire by Minnesota Wild

### 2015-16

- Re-signed with Detroit on July 21 and spent entire season in NHL
- Skated in career-high 36 NHL contests and posted NHL career-highs with 12 points, 6 goals and 6 assists
- Earned a silver medal with Finland at World Championship

### 2014-15

- Appeared in 31 NHL games for Detroit and registered 8 points (5G, 3A)
- Netted first NHL goal on Jan. 20 against Minnesota
- Led the AHL in goal-scoring with 34 tallies and earned the Willie Marshall Awards as league's top goal-getter
- Selected as an AHL All-Star and named to First All-Star Team
- Played 46 AHL games with the Grand Rapids Griffins and led the club with 34 goals; finished behind only Andy Miele in team scoring with 61 points
- Recorded 18 points (14G, 4A) in 16 games to led AHL in Calder Cup scoring and registered a postseason hat trick on May 6 against Rockford

### 2013-14

- Made NHL debut on March 14 against Edmonton
- As a rookie, led Grand Rapids skaters with 31 goals and 59 points
- Led the AHL first-year class in goals, finished fourth among league rookies in points and earned a spot on the AHL All-Rookie Team
- Averaged more than a point per game with 11 points (5G, 6A) in 10 postseason contests to led the Griffins

### 2012-13

# CAREER STATISTICS

## REGULAR SEASON

## PLAYOFFS

SEASON	CLUB	LEAGUE	GP	G	A	PTS	PIM	GP	G	A	PTS	PIM
2008-09	Jokerit	SM-Liiga	3	0	0	0	0	-	-	-	-	-
2009-10	Jokerit	SM-Liiga	12	1	2	3	6	-	-	-	-	-
2010-11	Jokerit	SM-Liiga	55	18	36	54	32	-	-	-	-	-
2011-12	Jokerit	SM-Liiga	56	16	21	37	41	4	0	1	1	2
2012-13	Grand Rapids	AHL	2	0	1	1	2	14	3	2	5	10
	Jokerit	SM-Liiga	59	14	20	34	49	6	2	3	5	22
2013-14	Detroit	NHL	3	0	0	0	2	-	-	-	-	-
	Grand Rapids	AHL	71	31	28	59	34	10	5	6	11	10
2014-15	Detroit	NHL	31	5	3	8	10	-	-	-	-	-
	Grand Rapids	AHL	46	34	27	61	30	16	14	4	18	22
2015-16	Detroit	NHL	36	6	6	12	14	-	-	-	-	-
2016-17	Arizona	NHL	4	1	0	1	4	-	-	-	-	-
	Minnesota	NHL	9	1	0	1	2	-	-	-	-	-
	Iowa	AHL	47	18	18	36	36	-	-	-	-	-
NHL TOTALS			83	13	9	22	32	-	-	-	-	-
AHL TOTALS			166	83	74	157	102	40	22	12	34	42
SM-Liiga TOTALS			185	49	79	128	134	13	2	5	7	24

## TEEMU PULKKINEN'S CAREER HIGHLIGHTS

- Made his North American debut for Grand Rapids in April and scored first North American postseason goal at Houston on May 1
- Part of the Griffins Calder Cup championship squad and played in 14 postseason games and tallied 5 points (2G, 3A)
- On May 29, signed a three-year, entry-level deal with the Detroit Red Wings
- Played in final SM-Liiga season for Jokerit and finished tied third in team scoring with 34 points (14G, 20A)

### 2011-12

- Ranked second in Jokerit team scoring with 37 points and 16 goals
- Earned a bronze medal in SM-liiga action

### 2010-11

- As an 18-year-old, finished second on Jokerit squad with 54 points, 18 goals and 36 assists
- Led all league rookies in points (54), assists (36) and goals (18) and earned SM-Liiga Rookie of the Year honor

### 2009-10


- Selected by the Red Wings in the fourth round, 111th overall, in the 2010 NHL Entry Draft
- Won a Under-18 Worlds bronze medal and several tournament accolades: named Directorate Best Forward, All-Star Team selection, and one of Finland's Top Three Players of the Tournament.
- Led tournament skaters in goals (10) and points (15)

### 2008-09

- Won a bronze medal with Finland at U18 Worlds
- Recorded 24 points (9G, 15A) in 12 international games for the under-18 Finland squad
- Also played in 24 games for Jokerit U20 SM Liiga and registered 28 points (15G, 13A) Had 10 goals and 12 assists in 5 games for Jokerit under-18 club

### 2007-08

- Played in 11 international games for U17 Finland and scored 8 goals and 14 points
- Netted 5 goals and 8 points in five games at World Under-17 Hockey Challenge for Finland



# 29 **BRETT STERLING**

**LEFT WING**

Atlanta Thrashers, 2003 NHL Draft, 145th Overall (5th Rd.)

5-7 177

Los Angeles, California

April 24, 1984

Shoots Left

## BRETT STERLING'S *CAREER HIGHLIGHTS*

### 2016-17

- Appeared in 61 games and tallied 29 points (11G, 18A) with Wolves
- Awarded 2017 Dan Snyder Man of the Year Award, given to player who demonstrates outstanding dedication to Chicago community
- Finished season as AHL's leading active goal-scorer with 235 goals
- Moved within 5 points of Jason Krog for No. 4 spot on Wolves franchise scoring list
- Ended season in No. 7 spot on franchise games-played list and moved into No. 6 spot on all-time assist list
- In fifth Calder Cup Playoffs run, skated in four games and collected 2 points (G, A)

### 2015-16

- Led Salzburg skaters with 33 goals and finished regular season with 49 points in 46 games
- Helped Salzburg win second of back-to-back Austrian Cups and collected 12 points (8G, 4A) through 17 playoff games

### 2014-15

- First season with EC Red Bull Salzburg in Austrian Hockey League; appeared in 49 regular-season games and totaled 51 points (23G, 28A)
- Tallied 21 points (10G, 11A) in 13 playoff games and helped Salzburg capture Austrian Cup

### 2013-14

- Skated for HV71 in Swedish Hockey League, recording 20 points (11G, 9A) through 43 games
- On loan, dressed for five SHL games with Örebro HK and tallied 3 points (G, 2A)

### 2012-13

- Appeared in 48 AHL games with Chicago Wolves, collecting 45 points (24G, 21A)
- Posted team-leading +15 plus/minus rating and 24 goals

### 2011-12

- Skated in four NHL games with the St. Louis Blues
- Notched 62 points (30G, 32A) in 73 AHL games with the Peoria Rivermen and Portland Pirates
- Tied for eighth in the league with 30 goals and ranked 13th in the AHL with 62 points
- Tallied 22 goals and 24 assists with Peoria through 54 games
- On loan to Portland, picked up 14 points (8G, 6A) in 19 games
- Collected 7 goals and 12 points during a season-best nine-game point streak (Oct. 16-Nov. 4)
- Recorded 15 multi-point efforts, including a season-high three-point performance on Oct. 21 against San Antonio

# CAREER STATISTICS

## REGULAR SEASON

## PLAYOFFS

SEASON	CLUB	LEAGUE	GP	G	A	PTS	PIM	GP	G	A	PTS	PIM
2000-01	U.S. Nat'l Dev. Team	--	60	36	26	62	66	-	-	-	-	-
2001-02	U.S. Nat'l Dev. Team	--	50	29	19	48	36	-	-	-	-	-
2002-03	Colorado College	NCAA	36	27	11	38	30	-	-	-	-	-
2003-04	Colorado College	NCAA	30	16	12	28	40	-	-	-	-	-
2004-05	Colorado College	NCAA	43	34	29	63	74	-	-	-	-	-
2005-06	Colorado College	NCAA	41	31	24	55	66	-	-	-	-	-
2006-07	<b>Chicago</b>	<b>AHL</b>	<b>77</b>	<b>55</b>	<b>42</b>	<b>97</b>	<b>96</b>	<b>15</b>	<b>7</b>	<b>5</b>	<b>12</b>	<b>24</b>
2007-08	Atlanta	NHL	13	1	2	3	14	-	-	-	-	-
	<b>Chicago</b>	<b>AHL</b>	<b>70</b>	<b>38</b>	<b>33</b>	<b>71</b>	<b>116</b>	<b>16</b>	<b>3</b>	<b>5</b>	<b>8</b>	<b>18</b>
2008-09	Atlanta	NHL	6	1	0	1	2	-	-	-	-	-
	<b>Chicago</b>	<b>AHL</b>	<b>52</b>	<b>16</b>	<b>23</b>	<b>39</b>	<b>84</b>	-	-	-	-	-
2009-10	<b>Chicago</b>	<b>AHL</b>	<b>55</b>	<b>34</b>	<b>22</b>	<b>56</b>	<b>38</b>	<b>9</b>	<b>4</b>	<b>6</b>	<b>19</b>	<b>4</b>
2010-11	Pittsburgh	NHL	7	3	2	5	16	-	-	-	-	-
	Wilkes-Barre/Scranton	AHL	65	27	26	53	88	12	2	4	6	10
2011-12	St. Louis	NHL	4	0	0	0	0	-	-	-	-	-
	Peoria	AHL	54	22	26	48	74	-	-	-	-	-
	Portland	AHL	19	8	6	14	30	-	-	-	-	-
2012-13	<b>Chicago</b>	<b>AHL</b>	<b>48</b>	<b>24</b>	<b>21</b>	<b>45</b>	<b>50</b>	-	-	-	-	-
2013-14	HV71	SHL	43	11	9	20	28	-	-	-	-	-
	Örebro HK	SHL	5	1	2	3	4	5	1	0	1	0
2014-15	EC Salzburg	EBEL	49	23	28	51	100	13	10	11	21	26
2015-16	EC Salzburg	EBEL	46	33	16	49	119	17	8	4	12	71
2016-17	<b>Chicago</b>	<b>AHL</b>	<b>61</b>	<b>11</b>	<b>18</b>	<b>29</b>	<b>40</b>	<b>4</b>	<b>1</b>	<b>1</b>	<b>2</b>	<b>6</b>
<b>NHL TOTALS</b>			<b>30</b>	<b>5</b>	<b>4</b>	<b>9</b>	<b>32</b>	<b>-</b>	<b>-</b>	<b>-</b>	<b>-</b>	<b>-</b>
<b>AHL TOTALS</b>			<b>501</b>	<b>235</b>	<b>217</b>	<b>452</b>	<b>616</b>	<b>56</b>	<b>18</b>	<b>21</b>	<b>39</b>	<b>62</b>
<b>EBEL TOTALS</b>			<b>95</b>	<b>56</b>	<b>44</b>	<b>100</b>	<b>221</b>	<b>30</b>	<b>18</b>	<b>15</b>	<b>33</b>	<b>97</b>
<b>SHL TOTALS</b>			<b>48</b>	<b>12</b>	<b>11</b>	<b>23</b>	<b>32</b>	<b>5</b>	<b>1</b>	<b>0</b>	<b>1</b>	<b>0</b>
<b>NCAA TOTALS</b>			<b>150</b>	<b>108</b>	<b>76</b>	<b>184</b>	<b>210</b>	<b>-</b>	<b>-</b>	<b>-</b>	<b>-</b>	<b>-</b>
<b>NTDP TOTALS</b>			<b>110</b>	<b>65</b>	<b>45</b>	<b>110</b>	<b>102</b>	<b>-</b>	<b>-</b>	<b>-</b>	<b>-</b>	<b>-</b>

## BRETT STERLING'S

# CAREER HIGHLIGHTS

### 2010-11

- Skated in seven NHL contests with the Pittsburgh Penguins, tallying 3 goals and 2 assists
- Led the Wilkes-Barre/Scranton Penguins with 27 goals and 53 points through 65 AHL games
- Recorded 13 multi-point contests, including a season-high 3 points on Dec. 8 versus Toronto
- Tallied 6 points (2G, 4A) in 12 Calder Cup Playoff games with Wilkes-Barre/Scranton

### 2009-10

- Led Chicago with 34 goals, and ranked sixth in the league, despite appearing in just 55 AHL games
- Ranked third on club with 56 points (34G, 22A)
- Tied fourth in the league and led the Wolves with 7 game-winning goals
- Named to PlanetUSA Squad for the 2010 AHL All-Star Classic for the third time in four years; potted a pair of goals in the contest

## BRETT STERLING'S *CAREER HIGHLIGHTS*

### 2008-09

- Posted a goal in six NHL contests with the Atlanta Thrashers
- Ranked in the top five (T-4th) among Wolves skaters with 16 goals and 39 points through 52 AHL games
- Registered 10 of 16 goals and 27 of 39 points in 26 home games

### 2007-08

- Made NHL debut with Atlanta, potting 3 points (G, 2A) through 12 outings; recorded first NHL goal Oct. 20 against Tampa Bay
- Netted 4 goals and 9 points in 16 postseason contests, helping Chicago capture its second Calder Cup
- Shared second in the AHL with 38 goals and 19.4 shooting percentage; led the league with franchise-record 10 game-winning goals
- Ranked second on the Wolves and 13th in the AHL with 71 points through 70 games
- Second among team skaters with 15 power-play tallies
- Thrice posted a season-high 3 points: Nov. 29 at Peoria (3G), April 5 at Peoria (2G, A) and April 12 against Rockford (G, 2A)
- Selected for the PlanetUSA starting lineup during the 2008 AHL All-Star Classic; registered a goal
- Collected 9 points (6G, 3A) during season-high seven-game point streak (Dec. 8-27)
- Tallied 4 overtime goals, setting Chicago franchise record
- Posted five consecutive multi-point outings (Nov. 17-29), picking up 6 goals and 5 assists
- Netted fourth career professional hat trick Nov. 29 versus Peoria, which included an overtime marker

### 2006-07

- Earned the Willie Marshall Award after leading the AHL with 55 goals, the most by a Wolves player in eight years and fourth-highest total in franchise history
- Recipient of the 2006-07 Dudley "Red" Garrett Memorial Award as the AHL's most outstanding rookie
- Led the league with 21 power-play goals and ranked fourth with 97 points in 77 games
- Named to the 2006-07 AHL First All-Star Team, becoming the first rookie to hold the honor since 1999; also named to the AHL All-Rookie Team
- Posted 4 points (2G, 2A) and +3 plus/minus rating to earn MVP honors at the 2007 RBK Hockey AHL All-Star Game
- Twice named RBK Hockey/AHL Rookie of the Month (November, December) to become first Wolves' player to earn the honor
- Earned CCM/AHL Milestone of the Month award for March after becoming just the fifth first-year player in AHL history to reach 50 goals in a season
- Established Wolves franchise record, recording at least one goal in nine consecutive games (Dec. 12-29) and racking up 13 goals in that span
- Accrued 16 points (8G, 8A) during season-high 10-game point streak (March 10-30)
- Responsible for three of Chicago's six hat tricks (Nov. 14, 25, & March 14); prior to 2006-07 season, a rookie netted three goals just once in franchise history
- Potted two goals or more in 15 games
- Became just third player in Wolves history to tally 50 goals in a season on March 16 vs. Omaha
- Broke 12-year-old franchise record for goals by a rookie in the first 20 games of the season
- Registered season-high 5 points (2G, 3A) on Nov. 4 against Peoria, the highest single-game output by a rookie in Wolves history; recorded 4 points on three occasions (Nov. 14, 25 & Jan. 20)
- Ranked third among Wolves skaters with 12 points in 15 games during his playoff debut
- Tied for first among AHL rookies, and sixth overall, with 7 postseason markers



## BRETT STERLING'S *CAREER HIGHLIGHTS*

### 2002-06 [COLLEGIATE CAREER]

- Twice named Hobey Hat Trick Finalist (2005, 06) for the Hobey Baker Memorial Award
- Led the NCAA with 17 power-play goals during senior season (2005-06); ranked third with 31 goals and fifth with 55 points, both Colorado College Tigers highs, through 41 games
- Notched 29 assists and 63 points in 42 contests with Colorado College during his junior campaign
- Led the NCAA with 34 goals and 18 power-play markers; his 34 goals tied for eighth-highest single-season output in CC history
- Earned tournament MVP honors at the 2005 WCHA Final Five and Ohio Hockey Classic
- Posted 10 points (7G, 3A) in seven games for the Tigers run to the 2005 Frozen Four, earning him the playoff MVP title for Colorado College squad
- In his sophomore season (2003-04), finished third on the Tigers with 28 points (16G, 12A) in 30 games
- Led Colorado College with 16 goals and shared first on the club with 7 power-play tallies
- During 2002-03 season, ranked fourth among WCHA freshmen and on the CC team with 38 points (27G, 11A); named to the WCHA All-Rookie Team
- Also led Tigers rookies, ranked second on the squad and among WCHA freshmen, with 27 goals
- Tied for second among NCAA freshmen with 20 power-play points (14G, 6A); his 14 PP goals led all WCHA freshmen and tied for third-best in the NCAA
- Goal total (27) was third-highest by a freshman in Colorado College history
- Named the Commissioner's Choice Rookie of the Month for February after tallying 10 points (8G, 2A) in six games
- Represented the United States twice at the World Junior Championship (2003, 04); member of the 2004 U.S. National Junior Team that captured USA's first World Juniors gold medal

### 2001-02

- Helped the U.S. Men's National Under-18 Team claim the United States' first gold medal at the Under-18 World Championship
- Registered a team second-best (tied with Patrick Eaves) and tournament sixth-best 12 points (9G, 3A)
- Led Team USA and ranked second among all event skaters with 9 goals
- Two-year member of the USA Hockey National Team Development Program (2000-02)
- Appeared in 50 games during his U18 year at the program; recorded 48 points (29G, 19A) through 50 mixed-schedule (USHL, NAHL, college, international) games with the NTDP
- Dressed for 60 games (NAHL, international) in his U17 year with the NTDP, accruing 62 points (36G, 26A)
- Tied for eighth (with James van Riemsdyk) on the top-10 list for career goals (65) at the NTDP



# 24 **SHEA THEODORE**

## DEFENSE

Anaheim Ducks, 2013 NHL Draft, 26th Overall (1st Rd.)

6-2 195

Langley, British Columbia

August 3, 1995

Shoots Left

## SHEA THEODORE'S *CAREER HIGHLIGHTS*

### 2016-17

- Skated in 34 regular-season NHL games for the Anaheim Ducks and collected 9 points (2G, 7A)
- Dressed for 14 Stanley Cup Playoff games and recorded 8 points (2G, 6A)
- Appeared in 26 AHL games with the San Diego Gulls and registered 20 points (5G, 15A)
- Traded on June 21 to the Vegas Golden Knights in exchange for selection of Clayton Stoner from Anaheim in the expansion draft

### 2015-16

- Made NHL debut on Dec. 29 against Calgary and skated in 18 more regular-season contests for Anaheim
- Tallied first NHL goal - a game-winner - on Jan. 13 versus Ottawa
- Recorded 8 points (3G, 5A) and a +7 plus/minus rating with Anaheim
- Held scoreless in six Stanley Cup Playoff games with the Ducks
- Racked up 37 points (9G, 28A) through 50 regular-season AHL games with San Diego
- Skated in seven Calder Cup Playoff games and nabbed five points (2G, 3A) for the Gulls

### 2014-15

- Joined Norfolk for nine regular-season AHL games and collected 11 points (4G, 7A)
- Scored first regular-season professional goal against Lehigh Valley on April 17
- Produced 48 points (13G, 35A) through 43 regular-season games with Seattle to lead all Thunderbirds blueliners
- Paced all Seattle skaters with 9 points (3G, 6A) through six postseason contests
- Earned gold medal with Canada at 2015 World Juniors and a tournament second-best +12 plus/minus rating

### 2013-14

- Made professional hockey debut with the Norfolk Admirals (AHL) on April 11 against Providence
- Collected first pro goal on May 13 versus St. John's during four-game Calder Cup Playoff stint with Norfolk; concluded postseason with 3 points (G, 2A)
- Led all WHL defensemen with 79 points and 57 assists through 70 regular-season games and paced all Thunderbirds skaters by 16-point margin
- Tallied 5 assists through nine WHL Playoff contests

# CAREER STATISTICS

## REGULAR SEASON

SEASON	CLUB	LEAGUE	GP	G	A	PTS	PIM
2010-11	Seattle	WHL	4	0	0	0	2
2011-12	Seattle	WHL	69	4	31	35	30
2012-13	Seattle	WHL	71	19	31	50	32
2013-14	Norfolk	AHL	4	0	0	0	0
	Seattle	WHL	70	22	57	79	39
2014-15	Norfolk	AHL	9	4	7	11	2
	Seattle	WHL	43	13	35	48	16
2015-16	Anaheim	NHL	19	3	5	8	2
	San Diego	AHL	50	9	28	37	34
2016-17	Anaheim	NHL	34	2	7	9	28
	San Diego		26	5	15	20	12
NHL TOTALS			53	5	12	17	30
AHL TOTALS			91	21	52	73	48
WHL TOTALS			257	58	154	212	119

## PLAYOFFS

GP	G	A	PTS	PIM
-	-	-	-	-
-	-	-	-	-
7	0	2	2	4
4	1	2	3	2
9	0	5	5	4
-	-	-	-	-
6	3	6	9	0
6	0	0	0	0
7	2	3	5	4
14	2	6	8	4
-	-	-	-	-
20	2	6	8	4
11	3	5	8	6
22	3	13	16	8

# SHEA THEODORE'S CAREER HIGHLIGHTS

## 2012-13

- In sophomore season with Thunderbirds, finished third in team scoring with 50 points (19G, 31A)
- Registered 2 assists through seven WHL Playoff games
- His 50 points through 71 games ranked eighth among all WHL defensemen in scoring
- Selected by Anaheim in the first round, 26th overall, of the 2013 NHL Draft
- Won gold medal at 2013 IIHF U18 World Championship with Team Canada; tallied 5 assists and +5 plus/minus rating through seven contests
- Finished fourth among tournament defensemen in scoring with 5 points
- Helped Team Canada claim its 17th gold medal at the 2012 Ivan Hlinka Memorial Cup in Slovakia
- Skated for Team Orr in the 2013 NHL/CHL Top Prospects Game and Team Orr posted first shutout victory in Top Prospects Game history

## 2011-12

- Skated in 69 games for Seattle during rookie WHL season and led all team blueliners with 35 points (4G, 31A)
- His 35 points placed him third in overall team scoring

## 2010-11

- Manned the blue line for four regular-season WHL games with the Thunderbirds and logged two penalty minutes



# 17 PAUL THOMPSON

## RIGHT WING

PLAYERS

Undrafted; Signed with Vegas (NHL) on July 1, 2017



6-1 204



November 20, 1988



Methuen, Massachusetts

Shoots Right

## PAUL THOMPSON'S CAREER HIGHLIGHTS

### 2016-17

- Logged three assists through 21 NHL games with the Florida Panthers
- Registered first NHL point on Dec. 10 versus Vancouver
- Finished second in team scoring with 42 points (19G, 23A) through 51 AHL games with the Springfield Thunderbirds
- On June 10, traded with Graham Black to Florida in exchange for a 2018 second-round draft pick

### 2015-16

- Made his NHL debut with the New Jersey Devils on Jan. 8 against Boston
- At the AHL level, skated in 56 games and finished fourth in team scoring with 35 points (13G, 22A) for the Albany Devils
- Produced 4 points (3G, A) through 10 Calder Cup Playoff contests

### 2014-15

- In first season with Albany, ranked second among club skaters with 55 points (33G, 22A) in 73 regular-season games and selected for the 2015 AHL All-Star Game

### 2013-14

- Skated in 39 AHL games for the Penguins and recorded 7 points (4G, 3A)
- On Feb. 6, traded to the Columbus Blue Jackets in exchange for Spencer Machacek
- Appeared in 30 games and tallied 8 points (4G, 4A) for the Falcons
- Held scoreless through five postseason contests with Springfield

### 2012-13

- Re-signed with the Pittsburgh Penguins organization on July 9
- Assigned to the AHL and produced 29 points (20G, 9A) in 58 regular-season games for Wilkes-Barre/Scranton
- Through 15 Calder Cup Playoff games, registered 6 points (3G, 3A) for the Penguins

### 2011-12

- In first full season with Wilkes-Barre/Scranton, skated in 67 games and produced 25 points (10G, 15A)
- Registered 3 points (2G, A) through a dozen Calder Cup Playoff contests
- Appeared in one ECHL game with the Wheeling Nailers and tallied 2 points (G, A)

# CAREER STATISTICS

## REGULAR SEASON

## PLAYOFFS

SEASON	CLUB	LEAGUE	GP	G	A	PTS	PIM	GP	G	A	PTS	PIM
2007-08	Univ. of New Hamp.	NCAA	35	6	6	12	22	-	-	-	-	-
2008-09	Univ. of New Hamp.	NCAA	27	4	5	9	22	-	-	-	-	-
2009-10	Univ. of New Hamp.	NCAA	39	19	20	39	24	-	-	-	-	-
2010-11	Wilkes-Barre Scranton	AHL	6	1	2	3	2	4	0	1	1	2
	Univ. of New Hamp.	NCAA	39	28	24	52	30	-	-	-	-	-
2011-12	Wilkes-Barre/Scranton	AHL	67	10	15	25	37	12	2	1	3	2
	Wheeling	ECHL	1	1	1	2	0	-	-	-	-	-
2012-13	Wilkes-Barre/Scranton	AHL	58	20	9	29	84	15	3	3	6	21
2013-14	Springfield	AHL	30	4	4	8	50	5	0	0	0	5
	Wilkes-Barre/Scranton	AHL	39	4	3	7	50	-	-	-	-	-
2014-15	Albany	AHL	73	33	22	55	67	-	-	-	-	-
2015-16	New Jersey	NHL	3	0	0	0	2	-	-	-	-	-
	Albany	AHL	56	13	22	35	96	10	3	1	4	16
2016-17	Florida	NHL	21	0	3	3	22	-	-	-	-	-
	Springfield	AHL	51	19	23	42	57	-	-	-	-	-
NHL TOTALS			24	0	3	3	24					
AHL TOTALS			380	104	100	204	443	46	8	6	14	46
ECHL TOTALS			1	1	1	2	0	-	-	-	-	-
NCAA TOTALS			140	57	55	161	100	-	-	-	-	-

## PAUL THOMPSON'S

# CAREER HIGHLIGHTS

### 2010-11

- In senior season at UNH, racked up 52 points (28G, 24A) in 39 games and earned the Hockey East Scoring Champion title with 42 points in conference play
- Named Hockey East Player of the Year and awarded a spot on the Hockey East First-Team All-Star squad
- Signed a two-year deal with the Pittsburgh Penguins on March 28 and then skated in six regular-season contests with AHL affiliate Wilkes-Barre/Scranton Penguins and tallied a goal and 2 assists
- Made professional hockey debut and collected first pro point (assist) on April 1 against Charlotte
- After making Calder Cup Playoff debut on April 30, skated in three additional games and collected an assist

### 2009-10

- Averaged a point per game with 19 goals and 20 assists through 39 games in junior season at New Hampshire

### 2008-09

- Skated in 27 contests and logged 9 points (4G, 5A) for UNH during sophomore season

### 2007-08

- Accrued 12 points (6G, 6A) in 35 games as a freshman at the University of New Hampshire



# 9 **BROCK TROTTER**

**CENTER**

PLAYERS

Undrafted; Sign PTO with Chicago (AHL) on Sept. 20, 2017



5-10



184



Brandon, Manitoba



January 16, 1987

Shoots Right

## BROCK TROTTER'S *CAREER HIGHLIGHTS*

### 2016-17

- Began campaign with SaiPa Lappeenranta and appeared in 33 contests and registered 19 points (8G, 11A)
- Finished year with Oulun Kärpät and skated in nine games and tallied 12 points (4G, 8A)
- Averaged a point per game through two postseason contests

### 2015-16

- Journeyed to Hockeyettan in Sweden and skated in 35 games with Björkloven IF
- Recorded 6 goals and 20 assists for 26 points

### 2014-15

- Returned to KHL action with Zagreb Medvescak KHL and captured 6 points (G, 5A) through 16 contests and then was traded to Riga Dynamo
- Skated in 16 games and tallied two points (G, A) with Riga

### 2011-12

- Returned to North America and signed a one-year contract on July 4 to rejoin Montreal
- Skated in five AHL contests with produced 7 points (2G, 5A) before being traded to the Phoenix Coyotes on Oct. 23
- Continued the AHL season with the Portland Pirates and racked up 31 points (12G, 19A) through 35 games with the club
- Acquired through AHL trade by the St. John's IceCaps on March 2 and dressed for two regular-season contests with the club
- Went to Calder Cup Playoff conference semifinals with St. John's and registered 11 points (5G, 6A) through 15 games

### 2010-11

- Played 49 games and tallied 26 points (9G, 17A) for Riga Dynamo in KHL regular-season action
- Appeared in 11 postseason games and tallied 9 points (4G, 5A) with Riga

### 2009-10

- Made NHL debut with Montreal on Feb. 6 versus Pittsburgh
- Finished in second team scoring with 77 points (36G, 41A) through 75 games with the Bulldogs
- Also finished second in postseason team scoring with a point-per-game average (8G, 11A) through 19 contests

# CAREER STATISTICS

## REGULAR SEASON

SEASON	CLUB	LEAGUE	GP	G	A	PTS	PIM
2004-05	Lincoln	USHL	60	20	38	58	84
2005-06	Univ. of Denver	NCAA	5	3	2	5	2
2006-07	Univ. of Denver	NCAA	40	16	24	40	22
2007-08	Hamilton	AHL	21	3	6	9	4
	Univ. of Denver	NCAA	24	13	18	31	18
2008-09	Hamilton	AHL	76	18	31	49	32
2009-10	Montreal	NHL	2	0	0	0	0
	Hamilton	AHL	75	36	41	77	56
2010-11	Riga	KHL	49	9	17	26	38
2011-12	Hamilton	AHL	5	2	5	7	4
	Portland	AHL	35	12	19	31	16
	St. John's	AHL	2	0	0	0	4
2014-15	Riga	KHL	16	1	1	2	14
	Zabreb Medvescak	KHL	16	1	5	6	41
2015-16	Bjorkloven	KHL	35	6	20	26	16
2016-17	Karpat	SM-Liiga	9	4	8	12	4
	SaiPa	SM-Liiga	33	8	11	19	12
NHL TOTALS			2	0	0	0	0
AHL TOTALS			214	71	102	173	116
KHL TOTALS			81	11	23	34	93
SM-Liiga TOTALS			42	12	19	31	16
NCAA TOTALS			69	32	44	76	42
USHL TOTALS			60	20	38	58	84

## PLAYOFFS

GP	G	A	PTS	PIM
4	2	3	5	0
-	-	-	-	-
-	-	-	-	-
-	-	-	-	-
6	0	1	1	13
-	-	-	-	-
19	8	11	19	14
11	4	5	9	10
-	-	-	-	-
-	-	-	-	-
15	5	6	11	12
-	-	-	-	-
-	-	-	-	-
-	-	-	-	-
2	1	1	2	0
-	-	-	-	-
-	-	-	-	-
-	-	-	-	-
4	2	3	5	0

## BROCK TROTTER'S

# CAREER HIGHLIGHTS

### 2008-09

- In first full season with Hamilton finished fifth in team scoring with 49 points (18G, 31A) in 76 contests
- Made Calder Cup Playoff debut on April 17 against Grand Rapids and recorded an assist through six Calder Cup Playoff contests

### 2007-08

- Following conclusion of collegiate season, signed a three-year entry-level contract with the Montreal Canadiens
- Skated in 21 AHL games with the Hamilton Bulldogs and recorded 9 points (3G, 6A)
- Appeared in 24 games and collected 31 points (13G, 18A) for the Pioneers and helped lead the program to the WCHA conference tournament championship

### 2006-07

- During sophomore season at DU, kept his point-per-game production with 16 goals and 24 assists through 40 contests

### 2005-06

- As a freshman, averaged a point per game through five games with 3 goals and 2 assists for the University of Denver Pioneers to the WCHA conference tournament championship

### 2004-05

- As a USHL rookie, finished third in Lincoln Stars team scoring with 58 points (20G, 38A) in 60 games
- Appeared in four Clark Cup Playoff games and collected 5 points (2G, 3A)





# 12 ALEX TUCH

## RIGHT WING

Minnesota Wild, 2015 NHL Draft, 18th Overall (1st Rd.)

6-4 222

Syracuse, New York

May 10, 1996

Shoots Right

## ALEX TUCH'S CAREER HIGHLIGHTS

### 2016-17

- On June 21, acquired by the Vegas Golden Knights from the Minnesota Wild in exchange for a conditional third-round draft pick
- Made NHL debut with Minnesota on Feb. 4 at Vancouver and skated in five more games
- Spent majority of the season with Minnesota's AHL affiliate, the Iowa Wild
- Recorded 18 goals and 19 assists for 37 points and finished one point behind the club's leading scorer, captain Pat Cannone

### 2015-16

- On April 13, decided to forego final two collegiate seasons and signed three-year entry-level contract with Minnesota
- Appeared in 40 games and registered 34 points (18G, 14A) as a sophomore at Boston College

### 2014-15

- As a freshman at Boston College, skated in 37 games and only missed one game while representing the U.S. at the 2105 World Junior Championship
- His 28 points (14G, 14A) made him BC's first freshman leading scorer in 42 years

### 2013-14

- Selected by the Minnesota Wild in the first round, 18th overall, of the 2014 NHL Draft
- Spent two seasons (2012-14) at the USA Hockey National Team Development Program and skated in 64 games and recorded 42 points (17G, 25A)
- Earned a gold medal with Team USA at 2014 Under-18 World Championship
- Helped the U.S. to a bronze-medal finish at the 2012 World Under-17 Hockey Challenge

# CAREER STATISTICS

## REGULAR SEASON

SEASON	CLUB	LEAGUE	GP	G	A	PTS	PIM
2012-13	U.S. Nat'l Dev. Team	--	38	4	6	10	24
2013-14	U.S. Nat'l Dev. Team	--	26	13	19	32	36
2014-15	Boston College	NCAA	37	14	14	28	28
2015-16	Boston College	NCAA	40	18	16	34	33
2016-17	Minnesota	NHL	6	0	0	0	0
	Iowa	AHL	57	18	19	37	28
NHL TOTALS			6	0	0	0	0
AHL TOTALS			57	18	19	37	28
NCAA TOTALS			77	32	30	62	36
NTDP TOTALS			62	17	25	42	60

## PLAYOFFS

GP	G	A	PTS	PIM
-	-	-	-	-
-	-	-	-	-
-	-	-	-	-
-	-	-	-	-
-	-	-	-	-
-	-	-	-	-
-	-	-	-	-
-	-	-	-	-
-	-	-	-	-



A first-round draft pick of the Minnesota Wild, Tuch joined the Vegas Golden Knights organization on June 21 in exchange for a 2018 conditional draft pick and the promise that Vegas would select Erik Haula in the Expansion Draft.



# 18 T.J. TYNAN

## CENTER

Columbus Blue Jackets, 2011 NHL Draft, 66th Overall (3rd Rd.)

5-8 165

Orland Park, Illinois

February 25, 1992

Shoots Right

## T.J. TYNAN'S CAREER HIGHLIGHTS

### 2016-17

- Third consecutive 40-point AHL season with 41 points (12G, 29A) through 72 games with the Cleveland Monsters
- Finished second in Cleveland team scoring behind only Sonny Milano (18-29-47)
- Made NHL debut with the Columbus Blue Jackets on March 7 against New Jersey

### 2015-16

- Registered 6 points (G, 5A) through 17 Calder Cup Playoff games en route to championship with Lake Erie Monsters
- Made Calder Cup Playoff debut on April 20 against Rockford
- Skated in 76 regular-season games with Lake Erie and led the club with 46 points and 40 assists
- Selected to represent the Monsters in 2016 AHL All-Star Classic

### 2014-15

- Led all Springfield Falcons skaters with 48 points and 35 assists through 75 AHL games during rookie season

### 2013-14

- Following conclusion of senior season at UND, signed a two-year entry-level contract with the Columbus Blue Jackets and skated in three regular-season games with AHL affiliate Falcons
- Skated in all 40 games for the University of Notre Dame Fighting Irish and led the team with 38 points (8G, 30A)

### 2012-13

- Appeared in all 41 games and registered 28 points (10G, 18A) for Notre Dame
- Help the Irish capture CCHA Tournament title versus Michigan and set up game-winning goal
- Reached 100 career points with an assist against Michigan on Nov. 15
- Awarded the final Bill Beagan Trophy as most valuable player of the CCHA Tournament and named to all-tournament team

### 2011-12

- Played in 39 of 40 games for the Irish only missing one game to skate for Team USA at World Juniors
- Led Notre Dame skaters in scoring with 13 goals and 32 assists for 41 points
- Tied for CCHA scoring title with Michigan State's Tory Krug

# CAREER STATISTICS

## REGULAR SEASON

## PLAYOFFS

SEASON	CLUB	LEAGUE	GP	G	A	PTS	PIM	GP	G	A	PTS	PIM
2009-10	Des Moines	USHL	60	17	55	72	55	-	-	-	-	-
2010-11	Univ. of Notre Dame	NCAA	44	23	31	54	36	-	-	-	-	-
2011-12	Univ. of Notre Dame	NCAA	39	13	28	41	38	-	-	-	-	-
2012-13	Univ. of Notre Dame	NCAA	41	10	19	28	28	-	-	-	-	-
2013-14	Springfield	AHL	3	0	0	0	2	-	-	-	-	-
	Univ. of Notre Dame	NCAA	40	8	30	38	30	-	-	-	-	-
2014-15	Springfield	AHL	75	13	35	48	48	-	-	-	-	-
2015-16	Lake Erie	AHL	76	6	40	46	38	17	1	5	6	8
2016-17	Columbus	NHL	3	0	0	0	0	-	-	-	-	-
	Cleveland	AHL	72	12	29	41	34	-	-	-	-	-
NHL TOTALS			3	0	0	0	0	-	-	-	-	-
AHL TOTALS			226	31	104	135	122	17	1	5	6	8
NCAA TOTALS			164	54	107	161	132	-	-	-	-	-
USHL TOTALS			60	17	55	72	55	-	-	-	-	-

## T.J. TYNAN'S


# CAREER HIGHLIGHTS

## 2010-11

- As a freshman, skated in all 44 games for the University of Notre Dame
- Led the Irish in scoring with 54 points, 31 assists and 23 goals
- Just third freshman in program history to score 50 or more points in rookie season
- Selected Second Team All-CCHA and CCHA All-Rookie Team
- Named CCHA Rookie of the Year and Hockey Commissioner's Association National Rookie of the Year
- Selected by Columbus in the third round, 66th overall, of the 2011 NHL Entry Draft

## 2009-10

- His 72 points tied fifth with Erik Haua on USHL scoring leaderboard



# 21 SCOOTER VAUGHAN

## FORWARD

PLAYERS

Undrafted; Re-signed with Chicago (AHL) on July 25, 2017



6-1 202



Placentia, California



April 8, 1989

Shoots Right

## SCOOTER VAUGHAN'S CAREER HIGHLIGHTS

### 2016-17

- Appeared in 60 regular-season contests and recorded 12 points (6G, 6A)
- Played in 250th career AHL game on April 9 against Rockford at Allstate Arena
- Recorded AHL career-low with 31 penalty minutes
- Skated in first career Calder Cup Playoff game on May 5 against Grand Rapids and collected one assist through five postseason contests

### 2015-16

- Tallied 3 goals and 11 assists through 68 AHL games in his first season with the Chicago Wolves
- Placed a team-high four shots on goal in 5-3 win at Iowa on Dec. 8
- Netted a goal in his debut with the Wolves against Charlotte on Oct. 17
- Recorded assists in three consecutive games (Jan. 2-8)

### 2014-15

- Tied his AHL career-highs with 9 goals, 7 assists, and 16 points, set a pro career mark with 102 penalty minutes, and added a -13 plus/minus rating in 71 games with Bridgeport Sound Tigers
- Tied an AHL career-high two-game goal-scoring streak from Oct. 12-18, collecting tallies against St. John's and at Albany
- Added two more two-game point streaks Nov. 8-9 (G, A) and Nov. 15-16 (2A)

### 2013-14

- Set AHL career-highs with 9 goals, 7 assists, 16 points, along with 43 penalty minutes and a minus-13 rating, in 51 games with the Sound Tigers
- Made his AHL debut Dec. 13 at Albany
- Registered his first AHL point, an assist, on Dec. 20 at Hartford
- Scored his first AHL goal Dec. 21 versus Manchester
- Strung together an AHL career-high three-game points streak (G, 2A) from Dec. 20-22
- Posted two-game point streaks from Jan. 25-26 (2G), March 7-8 (G, A) and April 14-18 (2G)
- Enjoyed his first multi-point AHL game on April 5 at Adirondack (G, A)
- Recorded 8 points (2G, 6A), 41 penalty minutes and a +3 plus/minus rating in 20 ECHL games with South Carolina Stingrays

### 2012-13

- Set ECHL career-highs with 6 goals, 14 assists, 20 points, 75 penalty minutes and a +12 plus/minus rating in 50 games with South Carolina
- Had a goal and added 2 penalty minutes in 12 Kelly Cup playoff tilts with the Stingrays
- Made his professional playoff debut April 5 and collected his first pro postseason point (goal) on April 10

# CAREER STATISTICS

## REGULAR SEASON

SEASON	CLUB	LEAGUE	GP	G	A	PTS	PIM
2007-08	Univ. of Michigan	NCAA	33	0	4	4	27
2008-09	Univ. of Michigan	NCAA	25	0	5	5	29
2009-10	Univ. of Michigan	NCAA	35	2	4	6	18
2010-11	Univ. of Michigan	NCAA	44	14	10	24	45
2011-12	Wheeling	ECHL	20	1	5	6	21
2012-13	South Carolina	ECHL	50	6	14	20	75
2013-14	Bridgeport	AHL	51	9	7	16	43
	South Carolina	ECHL	20	2	6	8	41
2014-15	Bridgeport	AHL	71	9	7	16	102
2015-16	Chicago	AHL	68	3	11	14	56
2016-17	Chicago	AHL	60	6	6	12	31
AHL TOTALS			250	27	31	58	232
ECHL TOTALS			90	9	25	34	137
NCAA TOTALS			137	16	23	39	119

## PLAYOFFS

GP	G	A	PTS	PIM
-	-	-	-	-
-	-	-	-	-
-	-	-	-	-
-	-	-	-	-
4	1	0	1	2
-	-	-	-	-
-	-	-	-	-
-	-	-	-	-
4	0	1	1	0
4	1	0	1	2
-	-	-	-	-

## SCOOTER VAUGHAN'S CAREER HIGHLIGHTS

### 2011-12

- Compiled 6 points (G, 5A), 21 penalty minutes and a -2 plus/minus rating in 20 ECHL games with the Wheeling Nailers in his first professional season
- Made his pro debut Nov. 15 versus Elmira and recorded his first professional point (assist)
- Scored his first pro goal Jan. 6 versus Cincinnati

### 2007-11 [COLLEGIATE CAREER]

- Surpassed his collegiate career totals his senior season at the University of Michigan, posting 14 goals, 10 assists and 24 points in 44 games en route to the CCHA regular-season championship
- Registered 6 points (2G, 4A) and 18 penalty minutes in 35 games as a junior and helped the Wolverines take the CCHA title
- Recorded 5 assists and added 29 penalty minutes in 35 games during his sophomore season
- Skated in 33 NCAA games as a freshman at Michigan, contributing 4 assists and 27 penalty minutes as the Wolverines captured the CCHA championship



# 37 JAKE WALMAN

## DEFENSE

St. Louis Blues, 2014 NHL Draft, 82nd Overall (3rd Rd.)

6-1 202

Toronto, Ontario

February 20, 1996

Shoots Left

## JAKE WALMAN'S CAREER HIGHLIGHTS

### 2016-17

- Skated in 15 games - including 8 postseason - with Chicago Wolves and collected 6 points (4G, 2A)
- Made professional debut on April 1 against Cleveland and scored first goal in second game on April 2 versus Charlotte
- Made Calder Cup Playoffs debut on April 20 against Charlotte and netted first postseason goal on April 21
- During junior season at Providence College, appeared in all 39 games for Friars and registered 25 points (7G, 18A)
- Served as an alternate captain and led all Providence skaters with 146 shots on goal
- Named First Team Hockey East All-Star and All-New England All-Star
- Earned spot on the CCM All-American Second Team

### 2015-16

- Led all NCAA blueliners in goals (13), points per game (1.04), power-play goals (8) and game-winning goals (4)
- Skated in 27 games - missing 11 contests due to injury - and registered 28 points (13G, 15A) during sophomore season
- Became first Providence defenseman to record hat trick since 1991 on Oct. 30 at Colgate College
- First Friar to earn CCM First-Team All-American Honors since the 1984-85 campaign
- Named First Team Hockey East All-Star and First Team All-New England All-Star

### 2014-15

- Played all 41 games for Providence College and nabbed 16 points (G, 15A)
- His 15 assists led all Friars blueliners and freshmen
- Averaged a point per game in NCAA Tournament action and was named to NCAA All-East Regional Team
- Helped Friars claim first NCAA championship in program history as a freshman

### 2013-14

- Drafted by St. Louis Blues in the third round, 82nd overall, of the 2014 NHL Draft
- Skated for the Toronto Jr. Canadians in the Ontario Junior Hockey League and collected 33 points (7G, 26A) in 43 games
- Earned OJHL Top Prospect Award, as selected by NHL Central Scouting, and named OJHL Rookie of the Year
- Represented Canada at the 2013 Junior A Challenge in Nova Scotia
- Member of the OJHL South-East All-Star Team at the 2013 Central Canada Cup All-Star Challenge and named team MVP



# CAREER STATISTICS

## REGULAR SEASON


SEASON	CLUB	LEAGUE	GP	G	A	PTS	PIM
2013-14	Toronto	OJHL	43	7	26	33	87
2014-15	Providence College	NCAA	41	1	15	16	44
2015-16	Providence College	NCAA	27	13	15	28	20
2016-17	Chicago	AHL	7	2	1	3	2
	Providence College	NCAA	39	7	18	25	42
AHL TOTALS			7	2	1	3	2
NCAA TOTALS			107	21	48	69	106
OJHL TOTALS			43	7	26	33	87

## PLAYOFFS

GP	G	A	PTS	PIM
-	-	-	-	-
-	-	-	-	-
-	-	-	-	-
8	2	1	3	2
-	-	-	-	-
8	2	1	3	2
-	-	-	-	-
-	-	-	-	-



After finishing his junior season at Providence College, defenseman Jake Walman joined the Chicago Wolves and appeared in 15 games – including eight postseason contests – for the Wolves.



# 8 TYLER WONG

RIGHT WING

Undrafted; Signed with Chicago (AHL) on May 18, 2017

5-9 174

Cochrane, Alberta

February 28, 1996

Shoots Right

## TYLER WONG'S CAREER HIGHLIGHTS

### 2016-17

- In overage season with Lethbridge Hurricanes, served as team captain
- Led Western Hockey League with 51 goals and finished third in league scoring with 109 points while pacing all Hurricanes skaters
- Through 20 WHL Playoff contests logged 24 points (11G, 13A) to lead club in scoring with teammate Giorgio Estephan
- Placed third in goals (143), fourth in games played (317) and sixth in points (298) in Lethbridge franchise history
- Second straight year selected as WHL Humanitarian of the Year and earned Lethbridge Community Relations Award
- Chosen as Fan Favorite by Lethbridge fanbase for the fifth consecutive season and earned team MVP honors

### 2015-16

- Skated in 72 games and nabbed 89 points (43G, 46A) to finish second in team scoring
- Made WHL Playoff debut on March 25 against Regina and registered 2 points (G, A) in five postseason games
- Made pro debut with Toronto Marlies (AHL) on April 9 versus Syracuse and collected first pro point (assist) on April 17 against Rochester
- First season as Lethbridge team captain, earned third consecutive Scholastic Player Award and first Hurricanes Community Relations Award
- Voted Fan Favorite for fourth year by fanbase

### 2014-15

- Dressed for 64 games with Lethbridge and collected 56 points (27G, 29A) to pace club skaters
- Earned first Scholastic Player Award and team MVP honors
- Served as an alternate captain and third consecutive season voted Fan Favorite by Hurricanes faithful

### 2013-14

- Through 52 games in second full season with Hurricanes, logged 31 points (17G, 14A)
- Second of two full campaigns in Lethbridge with current Wolves teammate Reid Duke before Duke was traded to Brandon Wheat Kings early in 2014-15
- Second of back-to-back Fan Favorite honors as selected by Lethbridge fanbase

### 2012-13

- Appeared in 54 games for Hurricanes in rookie season and logged 13 points (5G, 8A)
- Voted Fan Favorite by Lethbridge fanbase

### 2011-12

- Skated in six games with Lethbridge

# CAREER STATISTICS

## REGULAR SEASON

SEASON	CLUB	LEAGUE	GP	G	A	PTS	PIM
2011-12	Lethbridge	WHL	6	0	0	0	2
2012-13	Lethbridge	WHL	54	5	8	13	37
2013-14	Lethbridge	WHL	52	17	14	31	56
2014-15	Lethbridge	WHL	64	27	29	56	34
2015-16	Toronto	AHL	3	0	1	1	0
	Lethbridge	WHL	72	43	46	89	42
2016-17	Lethbridge	WHL	69	51	58	109	53
AHL TOTALS			3	0	1	1	0
WHL TOTALS			317	143	155	298	224

## PLAYOFFS

GP	G	A	PTS	PIM
-	-	-	-	-
-	-	-	-	-
-	-	-	-	-
-	-	-	-	-
5	1	1	2	5
20	11	13	24	14
-	-	-	-	-
25	12	14	26	19



A rare feat, right wing Tyler Wong spent all five-plus seasons of his junior career with the same team. Wong skated in 317 games for the Lethbridge Hurricanes, racked up 298 points (143G, 155A) and landed himself in the top-10 of numerous categories in the franchise record book. *Image credit: Lethbridge Hurricanes/CHL Images*

# PRONUNCIATION GUIDE

<b>NO.</b>	<b>NAME</b>	<b>PRONUNCIATION</b>
3	Teemu Pulkkinen	TEE-moo PUHL-kih-nuhn
4	Petteri Lindbohm	PEH-tuh-ree LIHND-boom
5	Dmitry Osipov	dih-MEE-tree aw-SEE-pawv
7	Kenney Morrison	KEHN-nee MOHR-ih-suhn
8	Tyler Wong	TIGH-luhr WAWNG
9	Brock Trotter	BRAWK TRAWT-uhr
10	Conner Bleackley	KAW-nuhr BLEEK-lee
12	Alex Tuch	AL-ehx TUHK
14	Beau Bennett	BOH BEH-neht
15	Mackenzie MacEachern	muh-KEHN-zee MAK-EHK-uhnr
17	Paul Thompson	PAWL TAWM-suhn
18	T.J. Tynan	TEE-JAY TIGH-nuhn
20	Keegan Kolesar	KEE-guhn KOHL-uh-sahr
21	Scooter Vaughan	SKOO-tuhr VAWN
12	Wade Megan	WAYD MEE-guhn
23	Stefan Matteau	steh-FAN mah-TOH
24	Shea Theodore	SHAY THEE-oh-dohr
26	Bryce Gervais	BRIGHS zhur-VAY
27	Brandon Pirri	BRAN-duhn PIHR-ee
28	Jake Bischoff	JAYK BIHSH-awf
29	Brett Sterling	BREHT STUHRL-ihng
32	Curtis Leonard	KUHR-tihs LEHN-isnahrd
33	Max Lagace	max luh-ga-SEE
35	Oscar Dansk	AWS-kuhr DANSK
36	Chris Casto	KRIHS KAS-toh
37	Jake Walman	JAYK WAWL-muhn
38	Tomas Hyka	TAW-muhs HEE-kuh



# REGULAR-SEASON STATISTICS (44-19-8-5)

PLAYER	POS	GP	G	A	PTS	+/-	PIM	PP	PPA	SH	SHA	GW	FG	IG	OT	UA	EN	SOG	SOA	SOGW	SO%	PT/G	PIM/G	SHT	SH%
Kenny Agostino	LW	65	24	59	83	24	48	8	27	0	0	4	4	6	0	5	3	7	2	42.9	1.28	0.74	166	14.5	
Wade Megan	C	73	33	33	66	27	57	6	9	3	2	7	4	6	1	5	4	1	1	0	100.0	0.90	0.78	194	17.0
Andrew Agozzino	LW	71	18	36	54	9	57	11	4	2	0	6	3	0	2	2	0	1	5	0	20.0	0.76	0.80	141	12.8
Vince Dunn*	D	72	13	32	45	15	71	6	16	0	0	3	4	2	0	0	0	0	1	0	0.0	0.63	0.99	164	7.9
Samuel Blais*	LW	75	26	17	43	11	58	5	1	0	0	5	6	2	0	3	0	1	2	0	50.0	0.57	0.77	123	21.1
Ivan Barbashev	C	46	19	18	37	0	14	7	4	0	0	4	0	0	0	0	1	0	3	0	0.0	0.80	0.30	75	25.3
Morgan Ellis	D	74	9	21	30	6	36	1	6	0	0	1	1	1	0	1	1	0	0	0	0.0	0.41	0.49	123	7.3
Brett Sterling	LW	61	11	18	29	10	40	2	7	0	0	1	2	1	0	1	0	0	2	0	0.0	0.48	0.66	98	11.2
Brad Hunt	D	23	9	20	29	9	6	2	13	0	0	1	1	1	0	1	0	0	0	0	0.0	1.26	0.26	57	15.8
Brad Malone	C	19	4	4	8	3	6	0	1	1	0	0	0	1	0	1	1	0	0	0	0.0	0.42	0.32	31	12.9
(TOTAL)		71	11	17	28	6	72	0	2	2	0	2	1	3	0	2	1	0	0	0	0.0	0.39	1.01	98	11.2
Chris Butler	D	72	5	21	26	23	46	1	5	0	0	0	0	3	0	1	1	0	0	0	0.0	0.36	0.64	106	4.7
Jordan Caron	RW	57	5	20	25	3	47	1	2	0	0	0	2	1	0	0	0	0	0	0	0.0	0.44	0.82	110	4.5
Jordan Schmaltz	D	42	3	22	25	4	22	2	9	0	0	0	0	0	0	1	1	0	2	0	0.0	0.60	0.52	52	5.8
Bryce Gervais*	C	60	13	8	21	14	37	1	0	1	0	2	2	1	0	0	1	0	0	0	0.0	0.35	0.62	84	15.5
Magnus Paajarvi	LW	26	7	11	18	-4	2	3	6	0	0	0	2	2	0	0	0	2	2	0	100.0	0.69	0.08	57	12.3
Petteri Lindbohm	D	52	8	8	16	3	54	0	0	0	1	2	1	1	2	1	0	0	0	0	0.0	0.31	1.04	75	10.7
Landon Ferraro	C	22	7	8	15	4	12	2	2	0	0	0	2	1	0	1	1	0	0	0	0.0	0.68	0.55	57	12.3
Scooter Vaughan	RW	60	6	6	12	6	31	0	0	0	0	0	1	1	0	0	0	0	0	0	0.0	0.20	0.52	61	9.8
Alex Friesen	C	76	3	9	12	3	47	0	0	0	0	0	1	0	0	1	0	0	0	0	0.0	0.16	0.62	76	3.9
Mackenzie MacEachern*	LW	55	5	6	11	9	8	0	0	1	0	3	0	0	0	0	1	0	0	0	0.0	0.20	0.15	69	7.2
James Wisniewski	D	21	4	7	11	10	30	2	3	0	0	1	0	0	0	0	0	0	0	0	0.0	0.52	1.43	29	13.8
Ty Loney	RW	20	4	5	9	5	4	0	1	0	0	0	1	0	0	0	0	0	0	0	0.0	0.45	0.20	40	10.0
(TOTAL)		24	4	6	10	6	4	0	2	0	0	0	1	0	0	0	0	0	0	0	0.0	0.42	0.17	45	8.9
Reid McNeill	D	47	2	6	8	14	46	0	1	0	0	0	1	0	0	0	0	0	0	0	0.0	0.17	0.98	58	3.4
(TOTAL)		61	3	7	10	16	67	0	1	0	1	0	2	0	0	0	0	0	0	0	0.0	0.16	1.10	74	4.1
Conner Bleackley*	C	45	2	8	10	-3	8	0	0	0	0	1	0	0	0	0	0	0	0	0	0.0	0.22	0.18	32	6.3
Ty Rattie	RW	22	2	3	5	-1	2	1	1	0	0	0	0	0	0	0	0	1	1	0	100.0	0.23	0.09	51	3.9
Emerson Clark	LW	10	2	2	4	0	7	0	0	0	0	0	1	0	0	0	1	0	0	0	0.0	0.40	0.70	4	50.0
Jake Walman*	D	7	2	1	3	3	2	0	0	0	0	1	1	0	0	0	0	0	0	0	0.0	0.43	0.29	12	16.7
Kevin Tansey*	D	19	1	2	3	3	21	0	0	0	0	0	0	0	0	0	0	0	0	0	0.0	0.16	1.11	18	5.6
Tage Thompson*	C	16	1	1	2	1	2	0	0	0	0	0	0	0	0	0	0	0	0	0	0.0	0.13	0.13	21	4.8
Justin Selman*	C	17	1	1	2	2	6	0	0	0	0	0	0	0	0	0	0	0	0	0	0.0	0.12	0.35	13	7.7
Danny Kristo	RW	8	0	2	2	-2	2	0	1	0	0	0	0	0	0	0	0	0	0	0	0.0	0.25	0.25	10	0.0
Steve McParland*	RW	3	0	1	1	2	4	0	0	0	0	0	0	0	0	0	0	0	0	0	0.0	0.33	1.33	2	0.0
Jacob Doty	RW	4	0	1	1	0	17	0	0	0	0	0	0	0	0	0	0	0	0	0	0.0	0.25	4.25	1	0.0
Gus Young	D	6	0	1	1	-2	26	0	0	0	0	0	0	0	0	0	0	0	0	0	0.0	0.17	4.33	3	0.0
Jared Nightingale	D	12	0	1	1	3	18	0	0	0	0	0	0	0	0	0	0	0	0	0	0.0	0.08	1.50	5	0.0
Jordan Binnington	G	32	0	1	1	0	17	0	0	0	0	0	0	0	0	0	0	0	0	0	0.0	0.03	0.53	0	0.0
Jordan Kyrou*	C	1	0	0	0	0	0	0	0	0	0	0	0	0	0	0	0	0	0	0	0.0	0.00	0.00	1	0.0
Josh Atkinson*	D	2	0	0	0	-1	0	0	0	0	0	0	0	0	0	0	0	0	0	0	0.0	0.00	0.00	2	0.0
Josh Brittain	LW	2	0	0	0	0	0	0	0	0	0	0	0	0	0	0	0	0	0	0	0.0	0.00	0.00	1	0.0
Greger Hanson	RW	2	0	0	0	1	2	0	0	0	0	0	0	0	0	0	0	0	0	0	0.0	0.00	1.00	1	0.0
Adam Musil*	C	2	0	0	0	-1	0	0	0	0	0	0	0	0	0	0	0	0	0	0	0.0	0.00	0.00	1	0.0
Ville Husso*	G	22	0	0	0	0	0	0	0	0	0	0	0	0	0	0	0	0	0	0	0.0	0.00	0.00	0	0.0
Phoenix Copley	G	25	0	0	0	0	8	0	0	0	0	0	0	0	0	0	0	0	0	0	0.0	0.00	0.32	0	0.0
GOALTENDER	GP	MIN	W	L	SOL	SO	EN	GA	GAA	SOGP	SOW	SOL	SOGA	SOA	SO%	SA	SVS	SV%							
Phoenix Copley	25	1452:25	15	6	3	1	1	56	2.31	3	1	2	7	15	0.533	697	641	0.920							
Ville Husso*	22	1266:59	13	6	2	1	1	50	2.37	0	0	0	0	0	0.000	628	578	0.920							
Jordan Binnington	32	1879:00	16	7	8	2	2	85	2.71	4	1	3	5	9	0.444	960	875	0.910							

\* denotes rookie

PLAYER	POS	GP	G	A	PTS	+/-	PIM	PP	PPA	SH	SHAGW	FG	IG	OT	UA	EN	SOG	SOA	SOGW	SO%	PT/G	PIM/G	SHT	SH%
Kenny Agostino	LW	10	5	5	10	-3	8	1	3	0	0	0	1	0	0	0	0	0	0	0.0	1.00	0.80	24	20.8
Samuel Blais*	LW	10	3	5	8	2	18	0	2	0	0	0	0	0	0	0	0	0	0	0.0	0.80	1.80	19	15.8
Andrew Agozzino	LW	10	3	3	6	-4	6	1	1	1	0	0	0	0	0	1	0	0	0	0.0	0.60	0.60	24	12.5
Chris Butler	D	9	1	5	6	-1	4	0	0	0	0	0	0	0	0	0	0	0	0	0.0	0.67	0.44	16	6.3
Vince Dunn*	D	10	1	5	6	-3	20	1	2	0	0	0	0	0	0	0	0	0	0	0.0	0.60	2.00	14	7.1
Adam Musil*	C	6	3	2	5	1	2	0	0	1	0	2	0	0	0	0	0	0	0	0.0	0.83	0.33	11	27.3
Jordan Schmaltz	D	8	1	4	5	-4	4	0	1	0	0	0	0	1	0	0	0	0	0	0.0	0.63	0.50	10	10.0
Ty Rattie	RW	9	2	2	4	-7	14	1	0	0	0	0	0	0	0	1	0	0	0	0.0	0.44	1.56	15	13.3
Petteri Lindbohm	D	9	1	3	4	-4	2	0	0	0	0	0	1	0	0	0	0	0	0	0.0	0.44	0.22	17	5.9
Alex Friesen	C	10	1	3	4	2	8	0	0	0	0	0	1	0	0	0	0	0	0	0.0	0.40	0.80	15	6.7
Jake Walman*	D	8	2	1	3	-1	2	1	1	0	0	1	0	0	0	0	0	0	0	0.0	0.38	0.25	22	9.1
Mackenzie MacEachern*	LW	10	2	1	3	4	4	0	0	0	0	1	0	0	0	1	0	0	0	0.0	0.30	0.40	16	12.5
Tage Thompson*	C	10	2	1	3	-4	4	1	0	0	0	0	0	1	0	0	0	0	0	0.0	0.30	0.40	11	18.2
Ty Loney	RW	8	1	2	3	-2	14	0	1	0	0	0	0	0	0	0	0	0	0	0.0	0.38	1.75	7	14.3
Brett Sterling	LW	4	1	1	2	-1	6	0	0	0	0	0	0	0	0	0	0	0	0	0.0	0.50	1.50	8	12.5
James Wisniewski	D	5	0	2	2	0	0	0	0	0	0	0	0	0	0	0	0	0	0	0.0	0.40	0.00	2	0.0
Scooter Vaughan	RW	4	0	1	1	2	0	0	0	0	0	0	0	0	0	0	0	0	0	0.0	0.25	0.00	4	0.0
Wade Megan	C	5	0	1	1	-5	4	0	0	0	0	0	0	0	0	0	0	0	0	0.0	0.20	0.80	8	0.0
Bryce Gervais*	C	8	0	1	1	-4	7	0	0	0	0	0	0	0	0	0	0	0	0	0.0	0.13	0.88	11	0.0
Jordan Caron	RW	9	0	1	1	0	2	0	0	0	1	0	0	0	0	0	0	0	0	0.0	0.11	0.22	17	0.0
Morgan Ellis	D	10	0	1	1	0	0	0	0	0	0	0	0	0	0	0	0	0	0	0.0	0.10	0.00	12	0.0
Ville Husso*	G	10	0	1	1	0	0	0	0	0	0	0	0	0	0	0	0	0	0	0.0	0.10	0.00	0	0.0
Ivan Barbashev	C	2	0	0	0	-1	0	0	0	0	0	0	0	0	0	0	0	0	0	0.0	0.00	0.00	3	0.0
Jordan Binnington	G	2	0	0	0	0	0	0	0	0	0	0	0	0	0	0	0	0	0	0.0	0.00	0.00	0	0.0
Conner Bleackley*	C	2	0	0	0	-1	5	0	0	0	0	0	0	0	0	0	0	0	0	0.0	0.00	2.50	0	0.0
Zach Sanford*	C	2	0	0	0	-1	0	0	0	0	0	0	0	0	0	0	0	0	0	0.0	0.00	0.00	2	0.0
Kevin Tansey*	D	2	0	0	0	0	0	0	0	0	0	0	0	0	0	0	0	0	0	0.0	0.00	0.00	0	0.0
GOALTENDER	GP	MINS	W	L	SOL	SO	EN	GA	GAA	SOGP	SOW	SOL	SOGA	SOA	SO%	SA	SVS	SV%						
Jordan Binnington	2	64:36	0	0	0	0	0	2	1.86	0	0	0	0	0	0.000	40	38	0.950						
Ville Husso*	10	535:22	4	6	0	0	3	30	3.36	0	0	0	0	0	0.000	295	265	0.898						

\* denotes rookie



PLAYER	TOTAL					HOME					ROAD				
	GP	G	A	PTS	+/-	GP	G	A	PTS	+/-	GP	G	A	PTS	+/-
Kenny Agostino	65	24	59	83	+24	33	11	32	43	+11	32	13	27	40	+13
Wade Megan	73	33	33	66	+27	37	14	17	31	+11	36	19	16	35	+16
Andrew Agostino	71	18	36	54	+9	37	10	17	27	+4	34	8	19	27	+5
Vince Dunn*	72	13	32	45	+15	38	9	17	26	-3	34	4	15	19	+18
Samuel Blais*	75	26	17	43	+11	38	10	12	22	+4	37	16	5	21	+7
Ivan Barbashev	46	19	18	37	0	22	9	6	15	0	24	10	12	22	0
Morgan Ellis	74	9	21	30	+6	38	4	11	15	+6	36	5	10	15	0
Brett Sterling	61	11	18	29	+10	33	5	11	16	0	28	6	7	13	+10
Brad Hunt	23	9	20	29	+9	9	5	6	11	+6	14	4	14	18	+3
Chris Butler	72	5	21	26	+23	35	4	14	18	+20	37	1	7	8	+3
Jordan Caron	57	5	20	25	+3	29	4	10	14	0	28	1	10	11	+3
Jordan Schmalzt	42	3	22	25	+4	24	2	13	15	+10	18	1	9	10	-6
Bryce Gervais*	60	13	8	21	+14	33	11	4	15	+13	27	2	4	6	+1
Magnus Paajarvi	26	7	11	18	-4	11	3	6	9	+2	15	4	5	9	-6
Petteri Lindbohm	52	8	8	16	+3	25	3	5	8	0	27	5	3	8	+3
Landon Ferraro	22	7	8	15	+4	7	2	3	5	+3	15	5	5	10	+1
Scooter Vaughan	60	6	6	12	+6	31	6	5	11	+9	29	0	1	1	-3
Alex Friesen	76	3	9	12	+3	38	3	7	10	+6	38	0	2	2	-3
Mackenzie MacEachern*	55	5	6	11	+9	28	3	5	8	+8	27	2	1	3	+1
James Wisniewski	21	4	7	11	+10	11	2	4	6	+5	10	2	3	5	+5
Conner Bleackley*	45	2	8	10	-3	19	1	5	6	+3	26	1	3	4	-6
Ty Loney	20	4	5	9	+5	11	1	3	4	+2	9	3	2	5	+3
Brad Malone	19	4	4	8	+3	10	3	1	4	0	9	1	3	4	+3
Reid McNeill	47	2	6	8	+14	23	1	1	2	+9	24	1	5	6	+5
Ty Rattie	22	2	3	5	-1	12	0	1	1	+1	10	2	2	4	-2
Emerson Clark	10	2	2	4	0	5	2	2	4	0	5	0	0	0	0
Jake Walman*	7	2	1	3	+3	5	2	1	3	+2	2	0	0	0	+1
Kevin Tansey*	19	1	2	3	+3	9	0	1	1	+4	10	1	0	1	-1
Tage Thompson*	16	1	1	2	+1	7	1	0	1	0	9	0	1	1	+1
Justin Selman	17	1	1	2	+2	9	0	1	1	+5	8	1	0	1	-3
Danny Kristo	8	0	2	2	-2	2	0	1	1	-2	6	0	1	1	0
Steven McParland*	3	0	1	1	+2	1	0	1	1	+2	2	0	0	0	0
Jacob Doty	4	0	1	1	0	2	0	1	1	0	2	0	0	0	0
Gus Young	6	0	1	1	-2	1	0	1	1	1	5	0	0	0	-3
Jared Nightingale	12	0	1	1	+3	9	0	0	0	0	3	0	1	1	+3
Jordan Binnington	32	0	1	1	0	16	0	1	1	0	16	0	0	0	0
Jordan Kyrou*	1	0	0	0	0	1	0	0	0	0	0	0	0	0	0
Josh Atkinson*	2	0	0	0	-1	2	0	0	0	-1	0	0	0	0	0
Josh Brittain	2	0	0	0	0	0	0	0	0	0	2	0	0	0	0
Greger Hanson	2	0	0	0	+1	0	0	0	0	0	2	0	0	0	+1
Adam Musil*	2	0	0	0	-1	1	0	0	0	-1	1	0	0	0	0
Ville Husso*	22	0	0	0	0	9	0	0	0	0	13	0	0	0	0
Phoenix Copley	25	0	0	0	0	15	0	0	0	0	10	0	0	0	0

GOALTENDER	TOTAL					HOME					ROAD				
	GP	MIN	REC	GAA	SV%	GP	MIN	REC	GAA	SV%	GP	MIN	REC	GAA	SV%
Phoenix Copley	25	1452:25	15-6-3	2.31	.920	15	873:05	11-3-1	2.27	.920	10	579:20	4-3-2	2.38	.919
Ville Husso*	22	1266:59	13-6-2	2.37	.920	9	489:06	5-2-1	2.57	.909	13	777:53	8-4-1	2.24	.927
Jordan Binnington	32	1879:00	16-7-8	2.71	.911	16	938:39	11-2-2	2.56	.915	16	940:21	5-5-6	2.87	.908

\* denotes rookie

## REGULAR SEASON

## GOALS

1. Wade Megan	33	1st in the AHL
2. Samuel Blais*	26	
3. Kenny Agostino	24	

## ASSISTS

1. Kenny Agostino	59	1st in the AHL
2. Andrew Agozzino	36	
3. Wade Megan	33	

## POINTS

1. Kenny Agostino	83	1st in the AHL
2. Wade Megan	66	4th in the AHL
3. Andrew Agozzino	54	

## GOALTENDERS

	AVG.	W-L-SOL	SV%
1. Pheonix Copley	2.31	15-6-3	.920
2. Ville Husso*	2.37	13-6-2	.920
3. Jordan Binnington	2.71	17-6-8	.911

## POWER-PLAY GOALS

1. Andrew Agozzino	11	T-8th in the AHL
2. Kenny Agostino	8	
3. Ivan Barbashev	7	

## SHORT-HANDED GOALS

1. Wade Megan	3	T-8th in the AHL
2. Andrew Agozzino	2	
Mackenzie MacEachern*	1	
Bryce Gervais*	1	

## PLUS/MINUS

1. Wade Megan	27	T-4th in the AHL
2. Kenny Agostino	24	T-7th in the AHL
3. Chris Butler	23	T-9th in the AHL

## PENALTY MINUTES

1. Vince Dunn*	71
2. Samuel Blais*	58
3. Andrew Agozzino	57
Wade Megan	57

## POSTSEASON

## GOALS

1. Kenny Agostino	5
2. Samuel Blais*	3
Andrew Agozzino	3
Adam Musil*	3

## ASSISTS

1. Chris Butler	5
Kenny Agostino	5
Samuel Blais*	5
Vince Dunn	5

## POINTS

1. Kenny Agostino	10
2. Samuel Blais*	8
3. Andrew Agozzino	6
Chris Butler	6
Vince Dunn*	6

## GOALTENDERS

	AVG.	W-L	SV%
1. Jordan Binnington	1.86	0-0	.950
2. Ville Husso*	3.36	4-6	.898

## POWER-PLAY GOALS

1. Jake Walman*	1
Ty Rattie	1
Kenny Agostino	1
Andrew Agozzino	1
Vince Dunn*	1
Tage Thompson*	1

## SHORT-HANDED GOALS

1. Adam Musil*	1
Andrew Agozzino	1

## PLUS/MINUS

1. Mackenzie MacEachern*	4
2. Scooter Vaughan	2
Samuel Blais*	2
Alex Friesen	2

## PENALTY MINUTES

1. Vince Dunn*	20
2. Samuel Blais*	18
3. Ty Loney	14
Ty Rattie	14

\* denotes rookie

No.	Date	Opponent	Result	Score	Record	CHI Goal	OPP Goal	SF-SA	PP/PK
1.	Oct. 14	at Grand Rapids	L	1-3	0-1-0-0	Binnington	Coreau	28-24	0-3/2-4
2.	Oct. 15	vs. Grand Rapids	L	2-4	0-2-0-0	Husso	Coreau	25-28	1-4/5-6
3.	Oct. 19	vs. Milwaukee	L	1-2	0-3-0-0	Copley	Saros	31-30	1-8/4-5
4.	Oct. 22	at San Antonio	W	4-2	1-3-0-0	Binnington	Smith	23-32	1-4/2-2
5.	Oct. 23	at San Antonio	W	2-1	2-3-0-0	Husso	Martin	26-30	0-2/7-7
6.	Oct. 28	at Rockford	L	2-3	2-4-0-0	Binnington	Johansson	27-37	1-4/3-4
7.	Oct. 29	vs. Rockford	W	7-3	3-4-0-0	Copley	Carruth (L)/Johansson	33-29	4-7/4-4
8.	Oct. 30	vs. Cleveland	W	4-2	4-4-0-0	Binnington	Forsberg	26-24	0-1/3-3
9.	Nov. 4	at Milwaukee	SOL	2-3	4-4-0-1	Copley	Saros	29-32	1-9/3-5
10.	Nov. 5	at Grand Rapids	W	4-2	5-4-0-1	Binnington	Coreau	35-36	0-1/1-1
11.	Nov. 9	at Milwaukee	OTL	4-5	5-4-1-1	Binnington	Mazanec	27-24	1-6/3-4
12.	Nov. 11	at Cleveland	L	1-2	5-5-1-1	Copley	Forsberg	24-33	0-3/2-2
13.	Nov. 12	at Cleveland	L	2-4	5-6-1-1	Binnington	Forsberg	18-31	0-3/4-4
14.	Nov. 18	at Iowa	L	2-3	5-7-1-1	Binnington	Stalock	23-33	1-3/2-2
15.	Nov. 19	vs. Iowa	W	5-0	6-7-1-1	Copley	Michalek (L)/Stalock	23-20	1-3/2-2
16.	Nov. 22	at Charlotte	L	3-4	6-8-1-1	Copley	Nedeljkovic	27-28	2-4/3-4
17.	Nov. 23	at Charlotte	W	4-2	7-8-1-1	Binnington	Nedeljkovic	41-40	2-8/6-6
18.	Nov. 26	vs. Rockford	W	3-2	8-8-1-1	Binnington	Johansson	37-27	0-3/5-5
19.	Nov. 27	vs. Manitoba	L	1-2	8-9-1-1	Binnington	Pavelec	27-28	0-3/3-5
20.	Nov. 30	vs. Texas	W	4-3	9-9-1-1	Binnington	Lagace	24-24	2-5/3-3
21.	Dec. 2	at Rockford	W	4-1	10-9-1-1	Binnington	Carruth	24-33	0-1/0-1
22.	Dec. 3	vs. Iowa	W	4-2	11-9-1-1	Copley	Stalock	25-21	1-7/3-3
23.	Dec. 7	at Grand Rapids	OTL	5-6	11-9-2-1	Binnington	Heeter	41-35	2-3/2-4
24.	Dec. 10	at Milwaukee	W	5-2	12-9-2-1	Copley	Gunnarsson	30-31	2-8/3-3
25.	Dec. 11	vs. Grand Rapids	W	4-1	13-9-2-1	Copley	Coreau	20-28	0-2/4-4
26.	Dec. 15	vs. Grand Rapids	L	1-7	13-10-2-1	Copley (L)/Binnington	Coreau	22-27	0-6/4-7
27.	Dec. 17	vs. Cleveland	OTL	1-2	13-10-3-1	Copley	Forsberg	22-23	0-1/2-2
28.	Dec. 18	vs. Rockford	SOL	3-4	13-10-3-2	Binnington	Carruth	27-42	1-6/8-8
29.	Dec. 21	at Rockford	L	2-6	13-11-3-2	Copley/Binnington (L)	Johansson	27-36	0-5/7-7
30.	Dec. 22	vs. Milwaukee	W	8-4	14-11-3-2	Copley	Mazanec	34-34	1-5/4-5
31.	Dec. 26	at Milwaukee	W	5-2	15-11-3-2	Copley	Mazanec	27-19	1-3/3-4
32.	Dec. 28	at Rockford	W	6-2	16-11-3-2	Husso	Johansson (L)/Carruth	31-35	1-4/2-4
33.	Dec. 30	vs. Milwaukee	W (SO)	4-3	17-11-3-2	Copley	Gunnarsson	29-29	1-3/5-5
34.	Dec. 31	at Iowa	W	5-2	18-11-3-2	Husso	Stalock	34-29	0-3/1-1
35.	Jan. 3	vs. Charlotte	W	4-2	19-11-3-2	Husso	Leighton	29-25	1-5/2-2
36.	Jan. 6	vs. Rockford	W	7-2	20-11-3-2	Copley	Johansson	26-40	2-3/3-3
37.	Jan. 7	vs. Charlotte	W	5-2	21-11-3-2	Husso	Altschuller (L)/Motte	40-24	2-4/2-2
38.	Jan. 8	at Rockford	L	3-6	21-12-3-2	Husso	Carruth	28-36	1-4/5-7
39.	Jan. 11	vs. Milwaukee	W	2-1	22-12-3-2	Copley	Mazanec	16-36	1-3/4-4
40.	Jan. 13	at Manitoba	W	4-2	23-12-3-2	Copley	Comrie	36-37	1-3/4-4
41.	Jan. 15	at Manitoba	L	1-4	23-13-3-2	Husso	Pavelec	44-20	0-6/1-2
42.	Jan. 20	at Grand Rapids	L	2-3	23-14-3-2	Husso	Pasquale	28-36	1-3/4-5
43.	Jan. 21	vs. Milwaukee	L	0-1	23-15-3-2	Husso	Mazanec	30-34	0-5/3-3
44.	Jan. 22	vs. Milwaukee	W	5-1	24-15-3-2	Binnington	Mazanec	32-27	2-4/3-3
45.	Jan. 26	at Cleveland	W	4-2	25-15-3-2	Husso	Forsberg	34-25	0-2/2-2
46.	Jan. 28	at Cleveland	SOL	2-3	25-15-3-3	Copley	Korpisalo	27-33	1-6/2-3
47.	Feb. 3	vs. Grand Rapids	L	2-5	25-16-3-3	Copley	Pasquale	32-30	1-5/1-2
48.	Feb. 4	vs. Rockford	W (OT)	3-2	26-16-3-3	Husso	Johansson	24-26	1-7/5-6
49.	Feb. 7	at Rockford	W (OT)	2-1	27-16-3-3	Husso	Johansson	23-36	0-4/3-3
50.	Feb. 10	vs. San Antonio	W	7-3	28-16-3-3	Husso/Copley(W)	Martin (L)/Simpson	36-26	2-6/3-3
51.	Feb. 11	at Milwaukee	L	3-4	28-17-3-3	Copley	Mazanec	32-27	0-2/1-2
52.	Feb. 12	vs. San Antonio	W	3-2	29-17-3-3	Binnington	Martin	32-34	0-4/4-6
53.	Feb. 17	at Texas	OTL	3-4	29-17-4-3	Binnington	Peters	21-29	0-3/4-5
54.	Feb. 18	at Texas	W	4-1	30-17-4-3	Copley	Peters	24-28	1-6/4-4
55.	Feb. 22	vs. Cleveland	W	4-2	31-17-4-3	Copley	Korpisalo	24-25	2-5/6-6
56.	Feb. 25	vs. Iowa	W	4-1	32-17-4-3	Copley	Michalek	26-30	0-2/6-6
57.	Feb. 26	vs. Iowa	W (OT)	4-3	33-17-4-3	Binnington	Stalock	23-28	2-4/3-5
58.	March 4	vs. Cleveland	W	7-3	34-17-4-3	Binnington	Thiessen (L)/Houser	36-28	0-2/1-2
59.	March 5	vs. Manitoba	W	5-4	35-17-4-3	Binnington	Phillips	39-41	2-7/2-4
60.	March 9	vs. Cleveland	OTL	2-3	35-17-5-3	Binnington	Forsberg	35-28	1-4/3-3
61.	March 11	at Milwaukee	W	4-0	36-17-5-3	Binnington	Mazanec	28-21	2-5/5-5

No.	Date	Opponent	Result	Score	Record	CHI Goal	OPP Goal	SF-SA	PP/PK
62.	March 15	vs. Texas	W (SO)	1-0	37-17-5-3	Binnington	Peters	26-30	0-1/4-4
63.	March 17	at Grand Rapids	OTL	4-5	37-17-6-3	Binnington	Coreau	29-38	1-2/2-3
64.	March 18	vs. Grand Rapids	OTL	2-3	37-17-7-3	Husso	Coreau	39-31	1-5/2-3
65.	March 21	at Cleveland	L	1-4	37-18-7-3	Husso	Forsberg	21-28	0-4/2-4
66.	March 22	at Cleveland	SOL	1-2	37-18-7-4	Binnington	Thiessen	46-34	0-4/2-2
67.	March 25	at Charlotte	SOL	2-3	37-18-7-5	Binnington	McCollum	32-19	0-3/1-1
68.	March 26	at Charlotte	W	3-1	38-18-7-5	Husso	McCollum	31-30	1-3/4-5
69.	March 31	at Iowa	W	4-0	39-18-7-5	Husso	Michalek	32-26	1-1/1-1
70.	April 1	vs. Cleveland	L	2-5	39-19-7-5	Binnington	Forsberg	30-35	0-2/0-2
71.	April 2	vs. Charlotte	W	5-3	40-19-7-5	Husso	McCollum	28-39	0-3/2-4
72.	April 8	vs. Iowa	W (OT)	4-3	41-19-7-5	Husso	Stalock	39-22	1-5/1-2
73.	April 9	vs. Rockford	W	3-1	42-19-7-5	Binnington	Glass	34-29	0-4/4-4
74.	April 13	at Iowa	W	2-1	43-19-7-5	Husso	Stalock	35-33	1-2/4-4
75.	April 14	at Iowa	OTL	2-3	43-19-8-5	Husso	Stalock	25-34	0-3/4-5
76.	April 15	vs. Charlotte	W (OT)	4-3	44-19-8-5	Binnington	McCollum	27-34	1-3/5-6

## CENTRAL DIVISION SEMIFINALS

No.	Date	Opponent	Result	Score	Record	CHI Goal	OPP Goal	SF-SA	PP/PK
1.	April 20	at Charlotte	L	0-4	0-1	Husso	McCollum	20-27	0-3/2-2
2.	April 21	at Charlotte	W	3-2	1-1	Husso	McCollum	35-39	0-1/1-1
3.	April 23	vs. Charlotte	OTL	3-4	1-2	Husso	McCollum	41-34	0-2/3-3
4.	April 25	vs. Charlotte	W	5-1	2-2	Husso	McCollum	34-27	1-4/1-1
5.	April 26	vs. Charlotte	W	3-2	3-2	Husso	McCollum	19-34	2-4/3-3

## CENTRAL DIVISION FINALS

No.	Date	Opponent	Result	Score	Record	CHI Goal	OPP Goal	SF-SA	PP/PK
6.	May 3	vs. Grand Rapids	L	1-4	3-3	Husso	Coreau	28-35	0-4/1-2
7.	May 5	vs. Grand Rapids	W	7-3	4-3	Husso	Coreau	31-31	3-7/5-7
8.	May 6	at Grand Rapids	L	2-4	4-4	Husso (L)/Binnington	Coreau	29-40	0-4/4-5
9.	May 8	at Grand Rapids	L	3-6	4-5	Husso	Coreau	27-38	0-3/3-4
10.	May 13	vs. Grand Rapids	L	2-5	4-6	Husso (L)/Binnington	Coreau	24-33	0-6/1-2

**Friday, Oct. 14****(at) Grand Rapids 3, Chicago 1**

- Forward Brett Sterling potted the lone Wolves marker for his 168th goal in a Chicago uniform; it marked his first goal as a Wolves player since April 16, 2013.
- Goaltender Jordan Binnington stopped 31 of 33 shots in his 2016-17 AHL debut.
- Center Landon Ferraro registered an assist against his former team.
- Forward Mitch Callahan accounted for two of the Griffins' three goals in the contest, including the final tally of the game, a power-play empty-netter.

**Saturday, Oct. 15****Grand Rapids 4, (at) Chicago 2**

- The Wolves closed out their opening weekend 0-2 as they dropped their home opener against the Grand Rapids Griffins.
- Grand Rapids opened scoring on an Anthony Mantha breakaway on the way to a 3-0 lead.
- Chicago got on the board in the second period when rookie defenseman Vince Dunn netted his first professional goal, then Ivan Barbashev deflected a Brad Hunt blast for the Wolves' second tally.
- Rookie netminder Ville Husso made some key saves and turned aside 24 of 28 shots.

**Wednesday, Oct. 19****Milwaukee 2, (at) Chicago 1**

- In the first of 12 Amtrak Rivalry contests, Chicago fell 2-1 to the Milwaukee Admirals.
- Wolves winger Kenny Agostino opened scoring at 14:12 of the first period; Danny Kristo and Brad Hunt registered assists on the play.
- Just 39 seconds later, Milwaukee's Trevor Smith notched the equalizer, and Austin Watson netted the game-winner at 8:36 of the second period.
- In his season debut, Pheonix Copley turned aside 28 shots; he was pulled in the final 1:23 for an extra attacker while the Wolves searched for the tying tally.
- Milwaukee netminder Juuse Saros stopped 30 of 31 shots he faced in the victory.

**Saturday, Oct. 22****Chicago 4, (at) San Antonio 2**

- The Wolves rallied from a 2-0 deficit to earn their first win of the season.
- Wolves wing Kenny Agostino delivered the game-winning goal with 5:29 to go, while Wade Megan contributed a short-handed goal and an empty-netter, and Ivan Barbashev got the comeback started late in the second period with a goal.
- Goaltender Jordan Binnington made 30 saves for his first win of the year.

**Sunday, Oct. 23****Chicago 2, (at) San Antonio 1**

- Chicago swept the San Antonio Rampage with a 2-1 victory.
- Rookie netminder Ville Husso turned aside 29 shots for his first North American professional win.
- Forward Brett Sterling opened scoring and defenseman Brad Hunt netted the game-winning goal.

**Friday, Oct. 28****(at) Rockford 3, Chicago 2**

- The Wolves dropped the first game of a home-and-home series against the IceHogs in Rockford.
- Rockford scored and answered each of Chicago's goals for the 3-2 victory.
- Left wing Magnus Paajarvi netted a power-play tally in his first AHL game of the season with help from Kenny Agostino and Brad Hunt.
- Agostino opened scoring with help from Hunt; Hunt now leads the team with six points through six games.
- Goaltender Jordan Binnington stopped 34 of 37 shots to help keep the Wolves in the contest.

**Saturday, Oct. 29****(at) Chicago 7, Rockford 3**

- Chicago captured its first win at Allstate Arena and first in Illinois Lottery Cup competition this season.
- Seven Wolves players registered at least two points in the victory.
- Defenseman Brad Hunt nabbed his 50th career AHL goal while Morgan Ellis and Landon Ferraro recorded their first tallies of the season.
- Goaltender Pheonix Copley stopped 26 shots to earn his first win of the year.

**Sunday, Oct. 30****(at) Chicago 4, Cleveland 2**

- Chicago closed out a weekend toppling the defending Calder Cup champion Cleveland Monsters.
- Captain Chris Butler and forward Bryce Gervais registered their first goals of the season.
- Defenseman Brad Hunt and wing Magnus Paajarvi accounted for the other two Wolves markers.
- Goaltender Jordan Binnington made 22 saves in the victory.

**Friday, Nov. 4****(at) Milwaukee 3, Chicago 2 (SO)**

- Chicago dropped the opening game of its six-game road trip in Amtrak Rivalry action.
- Centers Landon Ferraro and Justin Selman netted goals for the Wolves.
- Wing Magnus Paajarvi was the lone Wolves scorer in the shootout and two Milwaukee skaters tallied for the victory.
- Goaltender Pheonix Copley turned aside 29 shots in his third start of the season.

**Saturday, Nov. 5****Chicago 4, (at) Grand Rapids 2**

- Chicago closed out the weekend clipping its Lake Michigan rival, the Grand Rapids Griffins, in the squads' third of 10 meetings this season.
- Center Ivan Barbashev registered two goals to take the team lead, and rookie wing Samuel Blais recorded his first professional tally.
- Former Griffin Landon Ferraro recorded an empty-net marker for the 4-2 final score.
- Goaltender Jordan Binnington turned aside 34 shots and made key saves early in the third period for the victory.

**Wednesday, Nov. 9 (at) Milwaukee 5, Chicago 4 (OT)**

- The Wolves dropped their third straight contest against Milwaukee in Amtrak Rivalry action.
- Left wing Andrew Agozzino netted his first two goals of the season, including a short-handed marker, while center Ivan Barbashev kept his five-game point streak alive with his team-leading sixth goal, and Magnus Paajarvi nabbed his third tally of the season.
- Rookie Conner Bleackley registered his first career professional points, both assists, on Barbashev's and the first of Agozzino's goals.
- Goaltender Jordan Binnington turned aside 20 shots in his second consecutive start.

**Friday, Nov. 11 (at) Cleveland 2, Chicago 1**

- Chicago dropped first of back-to-back games at the Quicken Loans Arena.
- Wing Magnus Paajarvi opened scoring at 10:49 of third period with his fourth goal of the season; Kenny Agostino and Landon Ferraro assisted on the play.
- Goaltender Phoenix Copley turned aside 31 shots in the loss and earned third-star status.

**Saturday, Nov. 12 (at) Cleveland 4, Chicago 2**

- Chicago dropped the second of two games at Quicken Loans Arena.
- Defenseman Brad Hunt registered his defensive league-leading 14th point (4G, 10A), and Wade Megan nabbed his second short-handed goal of the season.
- Goaltender Jordan Binnington stopped 27 shots in the loss.

**Friday, Nov. 18 (at) Iowa 3, Chicago 2**

- Chicago dropped the first of back-to-back games against the Wild.
- Defenseman Brad Hunt registered two points (G, A) to continue as the league's top-scoring defenseman.
- Second-year blueliner Jordan Schmaltz notched his first goal of the season in his 2016-17 season debut.
- Goaltender Jordan Binnington turned aside 30 shots in his second consecutive start.

**Saturday, Nov. 19 (at) Chicago 5, Iowa 0**

- Goaltender Phoenix Copley turned aside 20 shots for his first shutout of the year.
- Forward Bryce Gervais nabbed two goals and Andrew Agozzino, Samuel Blais and Wade Megan each registered a goal.
- Wolves rookies – Blais (G, A), Conner Bleackley (A), Vince Dunn (A) and Gervais (2G) – accounted for six of the team's 13 points.

**Tuesday, Nov. 22 (at) Charlotte 4, Chicago 3**

- The Wolves dropped the first of two games against the Checkers in Charlotte.
- Forward Magnus Paajarvi registered three assists and defenseman Brad Hunt added two.
- Defenseman Morgan Ellis netted a goal along with forwards Kenny Agostino and Landon Ferraro.
- Goaltender Phoenix Copley made 24 saves in the loss.

**Wednesday, Nov. 23 Chicago 4, (at) Charlotte 2**

- The Wolves took the second of back-to-back games against the Checkers to split the series in Charlotte.
- Center Wade Megan (2G, A) and wing Kenny Agostino (G, 2A) each registered three points while Ivan Barbashev recorded two assists.
- Defenseman Reid McNeill nabbed his first point (A) in a Wolves uniform.
- In a high-shooting affair, Jordan Binnington turned aside 38 shots for the victory.

**Saturday, Nov. 26 (at) Chicago 3, Rockford 2**

- The Wolves topped the IceHogs for their second win in three games over their in-state rival during Illinois Lottery Cup action.
- Center Wade Megan registered his fifth goal in as many games.
- Forwards Andrew Agozzino and Bryce Gervais also tallied.
- Defenseman Brad Hunt nabbed his team-leading 20th point with the lone helper on Megan's goal.
- Goaltender Jordan Binnington stopped 25 shots for his fifth win of the season.

**Sunday, Nov. 27 Manitoba 2, (at) Chicago 1**

- Special teams helped lift Manitoba over Chicago in the clubs' first meeting of the season.
- Defenseman-turned-forward Scooter Vaughan nabbed his first point of the season – a goal – in his second game on offense.
- Goaltender Jordan Binnington turned aside 26 shots.

**Wednesday, Nov. 30 (at) Chicago 4, Texas 3**

- The Wolves cashed in twice on the power play to slide by the Stars for their third victory versus Pacific Division opponents.
- Wing Kenny Agostino (G, 2A) nabbed his second three-point performance in four games.
- Forwards Landon Ferraro and Brett Sterling, along with defenseman Brad Hunt, also tallied.
- Goaltender Jordan Binnington made 21 saves for his sixth win of the year.

**Friday, Dec. 2 Chicago 4, (at) Rockford 1**

- The Wolves topped their in-state rival for the third time this season in Illinois Lottery Cup action.
- Goaltender Jordan Binnington turned aside 32 shots for his 50th career AHL victory.
- Forward Landon Ferraro extended his goal streak to four games while forwards Kenny Agostino, Andrew Agozzino and Samuel Blais also tallied.

**Saturday, Dec. 3 (at) Chicago 4, Iowa 2**

- Chicago topped the Wild for the second time in as many games at Allstate Arena.
- Defenseman Brad Hunt tallied two goals while rookie Mackenzie MacEachern registered his first professional goal that stood as the game-winner.
- First-year Samuel Blais nabbed his fourth marker of the season.
- Goaltender Phoenix Copley turned aside 19 shots in the victory.

**Wednesday, Dec. 7 (at) Grand Rapids 6, Chicago 5 (OT)**

- The Wolves were edged in overtime for the second time this season by the Griffins.
- Forward Kenny Agostino registered four assists and center Wade Megan collected two goals.
- Forwards Andrew Agozzino, Bryce Gervais, along with defenseman Brad Hunt, also tallied.
- Goaltender Jordan Binnington made 29 saves in the loss.

**Saturday, Dec. 10 Chicago 5, (at) Milwaukee 2**

- The Wolves topped the Admirals for the first time this season in Amtrak Rivalry competition.
- Rookie defenseman Vince Dunn registered two goals while forward Kenny Agostino nabbed two points (G, A).
- Forward Ivan Barbashev and captain Chris Butler also tallied in the win.
- Goaltender Phoenix Copley turned aside 29 shots.

**Sunday, Dec. 11 (at) Chicago 4, Grand Rapids 1**

- Chicago defeated Grand Rapids in the clubs' fifth meeting of the season.
- Goaltender Phoenix Copley made 27 saves in the victory.
- Forwards Andrew Agozzino, Jordan Caron, Bryce Gervais and Wade Megan all tallied.
- The win was the Wolves' sixth consecutive game scoring four or more goals.

**Thursday, Dec. 15 Grand Rapids 7, (at) Chicago 1**

- Chicago lost its second straight School-Day Game to Grand Rapids.
- The Griffins scored six consecutive goals before Ivan Barbashev got on the board at 7:33 of the third period.
- Goaltender Jordan Binnington relieved Phoenix Copley with 3:19 to play in the middle frame; each netminder turned aside 10 shots with Copley getting the loss.

**Saturday, Dec. 17 Cleveland 2, (at) Chicago 1 (OT)**

- The Wolves dropped their second consecutive game in a setback against Cleveland.
- Monsters defenseman Marc-Andre Bergeron scored just 55 seconds into overtime.
- Part-time forward Scooter Vaughan netted his second goal of the season to open scoring at 9:44 of the second period.
- Goaltender Phoenix Copley turned aside 21 shots in the loss.

**Sunday, Dec. 18 Rockford 4, (at) Chicago 3 (SO)**

- Chicago lost to Rockford in a shootout to extend the team's winless streak to three.
- Forward Jordan Caron and rookie defenseman Vince Dunn both scored in the first frame to give the Wolves a 2-0 lead.
- Rockford scored two third-period goals, including one in the final six seconds, to force overtime.
- The IceHogs' Spencer Abbott was the lone scorer in the shootout to seal the Rockford victory.

**Wednesday, Dec. 21 (at) Rockford 6, Chicago 2**

- The Wolves dropped their second consecutive game against Rockford.
- Rookie defenseman Vince Dunn and center Wade Megan each tallied for Chicago.
- The IceHogs registered four goals in a 1-minute, 49-second span to take a 4-1 lead in the second period.
- Goaltender Jordan Binnington relieved starting netminder Phoenix Copley at 10:46 of the second frame; Binnington gave up goals on the first two shots he faced and earned the loss.

**Thursday, Dec. 22 (at) Chicago 8, Milwaukee 4**

- The Chicago offense exploded for eight goals to sink the Admirals.
- Centers Ivan Barbashev and Bryce Gervais each collected two goals while wing Kenny Agostino dished three assists.
- Goaltender Phoenix Copley turned aside 30 shots.

**Monday, Dec. 26 Chicago 5, (at) Milwaukee 2**

- The Wolves wrecked the Admirals for the third consecutive game.
- Rookie Samuel Blais netted two goals and veteran Brett Sterling registered two points (G, A).
- Center Wade Megan notched his league-leading 14th goal – a short-handed tally.
- Goaltender Phoenix Copley made 17 saves in his third straight start.

**Wednesday, Dec. 28 Chicago 6, (at) Rockford 2**

- Chicago netted four goals in the middle frame en route to an Illinois Lottery Cup victory over Rockford.
- Center Wade Megan collected his first career hat trick to power the Wolves offense.
- Rookie wing Mackenzie MacEachern notched a short-handed marker, defenseman Petteri Lindbohm registered his first goal of the season and Kenny Agostino extended his point streak to five games with a goal and his league-leading 27th assist.
- Rookie netminder Ville Husso turned aside 33 shots for his second victory in three starts.

**Friday, Dec. 30 (at) Chicago 4, Milwaukee 3 (SO)**

- The Wolves slid by the Admirals for the fourth consecutive Amtrak Rivalry game this season and earned their fourth win in a row overall.
- Goaltender Phoenix Copley stopped 26 shots during regulation and overtime, and he turned aside all three shooters in the shootout for the victory.
- Wing Kenny Agostino took a penalty in the extra frame that the Wolves killed off, then redeemed himself as the lone scorer in the shootout.
- Forwards Ivan Barbashev, Brett Sterling and Scooter Vaughan all tallied in regulation.



**Saturday, Dec. 31****Chicago 5, (at) Iowa 2**

- Chicago earned another victory to push its season-high win streak to five games.
- Wing **Kenny Agostino** tallied four goals and an assist to become the first AHL player this season with a five-point effort.
- Rookie goalkeeper **Ville Husso** stretched his win streak to three games with 27 saves.
- The Agostino-**Andrew Agozzino-Ivan Barbashev** line tallied 12 of the Wolves' 15 points.

**Tuesday, Jan. 3****(at) Chicago 4, Charlotte 2**

- The Wolves topped the Checkers to extend their season-high win streak to six games.
- Wing **Kenny Agostino** (G, 2A) and captain **Chris Butler** (3A) each registered three-point performances.
- Rookie defenseman **Vince Dunn** netted two points (G, A) while forwards **Andrew Agozzino** and **Ivan Barbashev** also tallied.
- Rookie netminder **Ville Husso** turned aside 23 shots in the victory.

**Friday, Jan. 6****(at) Chicago 7, Rockford 2**

- Chicago earned its seventh consecutive win in an Illinois Lottery Cup clash with Rockford at Allstate Arena.
- Netminder **Phoenix Copley** matched the team season-high with 38 saves.
- Sixteen Chicago skaters notched at least one point in the victory.
- Wings **Andrew Agozzino** and **Magnus Paajarvi**, along with defenseman **Jordan Schmaltz**, each tallied two points.

**Saturday, Jan. 7****(at) Chicago 5, Charlotte 2**

- The Wolves topped the Checkers for the second consecutive time to extend their season-high winning streak to eight contests.
- Center **Wade Megan** led the way with one goal and two assists while **Kenny Agostino** and **Magnus Paajarvi** each tallied two assists and defenseman **Jordan Schmaltz** recorded a goal and an assist.
- Rookie netminder **Ville Husso** turned aside 22 shots.

**Sunday, Jan. 8****(at) Rockford 6, Chicago 3**

- Rockford handed Chicago its first loss in nine games.
- The IceHogs' **Brandon Mashinter** and **Tyler Motte** each tallied two goals.
- Wolves rookie **Samuel Blais** netted two goals in the loss while **Kenny Agostino** pushed his scoring streak to 11 games with an assist. Rookie netminder **Ville Husso** stopped 30 of 35 shots.

**Wednesday, Jan. 11****(at) Chicago 2, Milwaukee 1**

- The Wolves beat the Admirals for their fifth consecutive Amtrak Rivalry win.
- With a 35-save performance, the contest also marked goaltender **Phoenix Copley**'s fifth win over the Admirals.
- Defensemen **Vince Dunn** and **Morgan Ellis** scored the goals for the Wolves.
- At 19:25 of the third period, Milwaukee's **Justin Florek** ended Copley's shutout bid.

**Friday, Jan. 13****Chicago 4, (at) Manitoba 2**

- Chicago overcame Manitoba for its 10th win in 11 games.
- Goaltender **Phoenix Copley** recorded another 35-save performance in the victory.
- Center **Bryce Gervais** netted a game-winning breakthrough goal at 16:41 of the third to break a 2-2 tie.
- Wing **Kenny Agostino** sniped an empty-net insurance marker for his 51st point of the season.

**Sunday, Jan. 15****(at) Manitoba 4, Chicago 1**

- Manitoba netted four unanswered goals to hand Chicago its second loss in 12 games.
- Former Wolves goaltender **Ondrej Pavelec** turned aside 35 shots in the victory.
- Defenseman **Petteri Lindbohm** was the lone goal-scorer for Chicago, and rookie netminder **Ville Husso** made 16 saves.

**Friday, Jan. 20****(at) Grand Rapids 3, Chicago 2**

- The Griffins topped the Wolves for the second consecutive time in the season series.
- Evgeni Svechnikov netted the late-second period go-ahead goal and netminder **Eddie Pasquale** stopped all 11 shots he faced in the third to secure the victory.
- Rookie **Samuel Blais** and center **Ivan Barbashev** each tallied to rally the Wolves in the second period.
- Rookie netminder **Ville Husso** turned aside 33 of 36 shots in the loss.

**Saturday, Jan. 21****Milwaukee 1, (at) Chicago 0**

- Milwaukee's **Marek Mazanec** stopped 30 shots to give the Wolves their first shutout loss of the season.
- Admirals captain **Trevor Smith** netted the game's only goal at 16:10 of the first period.
- Wolves rookie netminder **Ville Husso** stopped 33 of 34 shots in the loss.

**Sunday, Jan. 22****(at) Chicago 5, Milwaukee 1**

- The Wolves clinched their sixth Amtrak Rivalry title in eight seasons as they earned their sixth win in 10 games this year against the Admirals.
- 2017 AHL All-Star **Kenny Agostino** collected three points (G, 2A) while **Ivan Barbashev** and **Wade Megan** each tallied two (G, A).
- Netminder **Jordan Binnington** made 26 saves for the victory.

**Thursday, Jan. 26****Chicago 4, (at) Cleveland 2**

- Chicago captured its second victory of the season against the Monsters.
- Rookie **Samuel Blais** netted two goals while **Wade Megan** scored the game-winning tally for his team-leading 21st marker.
- With two assists, **Kenny Agostino** pushed his league-leading point total to 57 (17G, 40A).
- First-year netminder **Ville Husso** made 23 saves for his sixth victory of the year.

**Saturday, Jan. 28 (at) Cleveland 3, Chicago 2 (SO)**

- The Wolves dropped their third contest of the season to the Monsters at The Q.
- Defenseman **Morgan Ellis** and forward **Andrew Agozzino** put Chicago up 2-0 in the first, but Cleveland tied it in the second.
- Monsters right wing Oliver Bjorkstrand scored in the ninth round of the shootout, and Wolves left wing **Brett Sterling** could not solve Joonas Korpialo to keep the shootout going.
- Goaltender **Phoenix Copley** made 30 saves through 65 minutes and stopped four of nine shooters in the shootout.

**Friday, Feb. 3 Grand Rapids 5, (at) Chicago 2**

- The Wolves fell to the Griffins for the sixth time this season.
- Griffins forward Matt Lorito netted two goals and former Wolves netminder Eddie Pasquale made 30 saves.
- Forwards **Kenny Agostino** and **Samuel Blais** tallied for Chicago.
- Goaltender **Phoenix Copley** made 28 saves in the loss.

**Saturday, Feb. 4 (at) Chicago 3, Rockford 2 (OT)**

- The Wolves topped the IceHogs in overtime to clinch at least a share of the Illinois Lottery Cup.
- Left wing **Andrew Agozzino** netted the short-handed game-winning marker just 1:58 into overtime.
- Recently recalled **Emerson Clark** and rookie **Samuel Blais** also scored for Chicago.
- Rookie netminder **Ville Husso** turned aside 24 shots in the victory.

**Tuesday, Feb. 7 Chicago 2, (at) Rockford 1 (OT)**

- The Wolves topped the IceHogs in overtime for the second consecutive game.
- With the victory, Chicago clinched the Illinois Lottery Cup, winning seven of the first 11 head-to-head contests this season.
- Defenseman **Petteri Lindbohm** delivered the game-winning goal at 1:19 of OT.
- Rookie goaltender **Ville Husso** turned aside 35 shots in a game that was scoreless until 12:23 of the third session.

**Friday, Feb. 10 (at) Chicago 7, San Antonio 3**

- The Wolves defeated the Rampage for the third time this season and remained perfect against the Pacific Division.
- Captain **Chris Butler** tallied a career-high four points (2G, 2A) while **Brett Sterling** registered three points (G, 2A) to power Chicago's victory.
- Forwards **Emerson Clark** (G), **Wade Megan** (2G) and **Ty Loney** (G, A) also tallied.
- Rookie netminder **Ville Husso** left the game just 5:09 into the first and **Phoenix Copley** earned the win with 22 saves.

**Saturday, Feb. 11 (at) Milwaukee 4, Chicago 3**

- The Wolves fell to the Admirals and ended their winning streak at three games.
- Milwaukee forwards Adam Payerl and Vladislav Kamenev scored just 12 seconds apart in the final five minutes of the game to earn the Amtrak Rivalry win.
- Rookie **Samuel Blais**, newcomer **Ty Loney** and NHL veteran **James Wisniewski** all tallied for the Wolves.
- Netminder **Phoenix Copley** made 23 saves in the loss.

**Sunday, Feb. 12 (at) Chicago 3, San Antonio 2**

- Chicago beat San Antonio for its first season-series sweep versus the Rampage.
- Defenseman **James Wisniewski** netted the game-winner with 4:08 to play.
- Defenseman **Petteri Lindbohm** (G, A) and center **Wade Megan** (2A) each put up two points in the victory.
- Goaltender **Jordan Binnington** made 32 saves in his first start since Jan. 22.

**Friday, Feb. 17 (at) Texas 4, Chicago 3 (OT)**

- The Wolves fell to the Stars for the seventh consecutive game at HEB Center.
- Chicago thrice rallied from one-goal deficits with tallies from **Samuel Blais**, **Morgan Ellis** and **Ty Loney**.
- Goaltender **Jordan Binnington** made 25 saves – four in overtime – in the loss.

**Saturday, Feb. 18 Chicago 4, (at) Texas 1**

- The Wolves topped the Stars for the first time in three seasons at HEB Center.
- Forward **Andrew Agozzino** (G, A) and defenseman **Chris Butler** (2A) led the offense with two points each.
- Forwards **Samuel Blais**, **Conner Bleackley** and **Brett Sterling** also tallied in the victory.
- Goaltender **Phoenix Copley** made 27 saves and turned aside a penalty shot.

**Wednesday, Feb. 22 (at) Chicago 4, Cleveland 2**

- Chicago quickly overcame a one-goal deficit for its third victory of the season against Cleveland.
- Rookie defenseman **Vince Dunn** (G, A) and wing **Magnus Paajarvi** (G, A) each tallied two points.
- Defensemen **Chris Butler** and **Petteri Lindbohm** also scored in the win.
- Netminder **Phoenix Copley** made 23 saves.

**Saturday, Feb. 25 (at) Chicago 4, Iowa 1**

- The Wolves defeated the Wild for the fourth consecutive game.
- Defenseman **Morgan Ellis** netted two tallies in an 18-second stretch after rookie **Vince Dunn** nabbed the game-winning goal at 14:45 of the third period.
- Center **Alex Friesen** collected the game's opening marker at 7:31 of the first period.
- Goaltender **Phoenix Copley** turned aside 29 shots in the victory.

**Sunday, Feb. 26 (at) Chicago 4, Iowa 3 (OT)**

- Chicago topped Iowa for its fifth consecutive victory in the season series.
- Rookie defenseman **Vince Dunn** and center **Wade Megan** each contributed two goals to the victory, including Megan's game-winning goal 24 seconds into overtime.
- Goaltender **Jordan Binnington** made 25 saves for his 10th victory of the season.

**Saturday, March 4 (at) Chicago 7, Cleveland 3**

- The Wolves ousted the Monsters, coming back from a one-goal deficit after Cleveland gained the lead just 2:40 into the game.
- Newcomer **Brad Malone** and **Kenny Agostino**, the league's leading scorer, each netted two goals.
- Rookie **Samuel Blais** recorded four points that included the game-winning goal in the second period and three assists.
- Forwards **Wade Megan** and **Scooter Vaughan** also tallied in the victory.
- Goaltender **Jordan Binnington** made 25 saves for his 11th victory.

**Sunday, March 5 (at) Chicago 5, Manitoba 4**

- Chicago overcame an early 2-0 deficit to split the four-game season series.
- Left wing **Kenny Agostino** registered his second consecutive three-point (G, 2A) performance.
- Center **Andrew Agozzino** netted two goals while defensemen **Morgan Ellis** and **James Wisniewski** each collected two assists.
- Forward **Scooter Vaughan** also tallied, and goaltender **Jordan Binnington** made 37 saves in the win.

**Thursday, March 9 Cleveland 3, (at) Chicago 2 (OT)**

- The Wolves twice overcame one-goal deficits to force overtime, but the Monsters ended the Wolves' home winning streak at eight games.
- Veterans **Brett Sterling** and **James Wisniewski** both tallied while **Andrew Agozzino** assisted on both goals.
- Goaltender **Jordan Binnington** turned aside 25 shots in the loss.

**Saturday, March 11 Chicago 4, (at) Milwaukee 0**

- Chicago blanked Milwaukee in the season series' second shutout.
- Forward **Andrew Agozzino** and veteran **James Wisniewski**, along with rookies **Vince Dunn** and **Mackenzie MacEachern**, all tallied for the Wolves.
- Goaltender **Jordan Binnington** made 21 saves for his first shutout of the season.

**Wednesday, March 15 (at) Chicago 1, Texas 0 (SO)**

- The Wolves shut out the Stars to finish the four-game season series 3-0-1-0.
- Goaltender **Jordan Binnington** made 30 saves, as well as stopping both Stars shooters in the shootout, for his second consecutive shutout.
- Forwards **Kenny Agostino** and **Ty Rattie** scored in the shootout to secure the win.

**Friday, March 17 (at) Grand Rapids 5, Chicago 4 (OT)**

- Chicago couldn't slay the Griffins to take over first place in the Central Division.
- Defenseman **Kevin Tansey** and forward **Ty Rattie** each scored their first goal of the season while **Petteri Lindbohm** tallied in his first game back from injury and **Brad Malone** also scored.
- Goaltender **Jordan Binnington** made 33 saves in the loss, but remained unbeaten in regulation over his last seven starts.

**Saturday, March 18 Grand Rapids 3, (at) Chicago 2 (OT)**

- The Wolves fell to the Griffins in overtime for the second time in as many nights.
- Grand Rapids led 2-0 early, but **Samuel Blais** rallied Chicago with two goals to force overtime.
- Center Ben Street delivered the game-winning goal at 3:49 of extra time for the Griffins win.
- Goaltender **Ville Husso** made 28 saves in his first start in 13 games; the contest also marked his first overtime loss of the season.

**Tuesday, March 21 (at) Cleveland 4, Chicago 1**

- Chicago lost their fourth contest of the season to the Monsters at Quicken Loans Arena.
- Right wing **Ty Loney** scored the Wolves' lone goal of the game while four different skaters tallied for Cleveland.
- In his second consecutive start, rookie netminder **Ville Husso** made 24 saves in the loss.

**Wednesday, March 22 (at) Cleveland 2, Chicago 1 (SO)**

- The Wolves fell to the Monsters for the third consecutive game.
- Veteran **Brett Sterling** notched the Wolves' lone goal in his first game since March 11.
- Both Cleveland shooters tallied in the shootout while neither Chicago shooter – **Kenny Agostino** or **Andrew Agozzino** – could solve Brad Thiessen.
- Goaltender **Jordan Binnington** made 32 saves in the loss.

**Saturday, March 25 (at) Charlotte 3, Chicago 2 (SO)**

- Chicago dropped its fifth extra-time decision in six games to push its winless streak to a season-high five games.
- Right wing **Jordan Caron** opened game-scoring near the midway point of the first period while center **Wade Megan** netted his league-leading 28th goal to force overtime late in the third period.
- Goaltender **Jordan Binnington** made 16 saves in the loss while Tom McCollum turned aside 30 shots to push his perfect record to 7-0-0-0.

**Sunday, March 26 Chicago 3, (at) Charlotte 1**

- The Wolves snapped their winless skid with a victory against the Checkers.
- Center **Wade Megan** netted his league-leading 29th goal while **Andrew Agozzino** and **Samuel Blais** also tallied.
- Rookie netminder **Ville Husso** made 29 saves for his ninth win of the season.

**Friday, March 31 Chicago 4, (at) Iowa 0**

- Chicago clinched a playoff bid for the 18th time in its 23-year history.
- Center **Wade Megan** collected his league-leading 30th goal while left wing **Kenny Agostino** picked up points No. 78 and 79 to continue leading the league in scoring.
- Defenseman **Petteri Lindbohm** and forward **Ty Rattie** also scored in the win.
- Rookie netminder **Ville Husso** posted 26 saves for his first AHL shutout.

**Saturday, April 1****Cleveland 5, (at) Chicago 2**

- The Wolves dropped their eighth game to the Monsters and finished the season series with a 4-4-2-2 record.
- Center **Wade Megan** collected his league-leading 31st goal and 19-year-old **Tage Thompson** netted his first professional goal.
- Goaltender **Jordan Binnington** made 30 saves in the loss.

**Sunday, April 2****(at) Chicago 5, Charlotte 3**

- Chicago defeated Charlotte for its third consecutive victory at Allstate Arena in the season series.
- Rookies **Vince Dunn** and **Bryce Gervais** scored while **Jake Walman** netted his first professional goal (the game-winner) in just his second career game.
- Centers **Alex Friesen** and **Brad Malone** also tallied.
- Rookie netminder **Ville Husso** made a season-high 36 saves for the victory.

**Saturday, April 8****(at) Chicago 4, Iowa 3 (OT)**

- The Wolves defeated the Wild for their seventh victory in the season series.
- Defenseman **Petteri Lindbohm** tallied just 1:01 into overtime for the victory.
- Right wing **Andrew Agozzino** netted the game-tying goal and collected two assists while rookies **Bryce Gervais** and **Jake Walman** also scored.
- Rookie netminder **Ville Husso** made 19 saves for his 12th victory.

**Sunday, April 9****(at) Chicago 3, Rockford 1**

- Chicago topped Rockford in the final Illinois Lottery Cup contest of 2016-17.
- Linemates **Kenny Agostino** (2G) and **Andrew Agozzino** (2A) each tallied two points in the victory.
- Rookie right wing **Samuel Blais**' late first-period goal stood as the game-winner.
- Goaltender **Jordan Binnington** made 28 saves for his first victory in five starts.

**Thursday, April 13****Chicago 2, (at) Iowa 1**

- The Wolves defeated the Wild for their eighth consecutive victory in the season series.
- Center **Wade Megan** collected his league-leading 32nd goal, while **Samuel Blais** netted his 24th of the season.
- Rookie netminder **Ville Husso** made 32 saves for his fifth win in a row.

**Friday, April 14****(at) Iowa 3, Chicago 2 (OT)**

- Chicago suffered an overtime setback against Iowa that halted the Wolves' season-series win streak at eight games.
- Left wing **Samuel Blais** and defenseman **Morgan Ellis** each posted a goal and an assist in the loss.
- Iowa's Alex Tuch tallied just 13 seconds into the extra frame for the victory.
- Rookie netminder **Ville Husso** turned aside 31 shots in his second OT loss of the year.

**Saturday, April 15****(at) Chicago 4, Charlotte 3 (OT)**

- The Wolves knocked off the Checkers for their fourth division title in eight years.
- Center **Wade Megan** netted his 33rd goal of the season that earned him the Willie Marshall Award as the league's top goal-scorer for 2016-17.
- Veteran **Jordan Caron** and rookie **Samuel Blais** both scored to erase Chicago's 3-1 deficit in the latter half of the third period.
- In the 3-on-3 overtime, **Andrew Agozzino** tallied the power-play goal for the win.
- Goaltender **Jordan Binnington** stopped 31 shots to end the regular season with 16 victories.

## CENTRAL DIVISION SEMIFINALS

Thursday, April 20

(at) Charlotte 4, Chicago 0

- The Checkers blanked the Wolves in the opening game of the Central Division Semifinals of the 2017 Calder Cup Playoffs.
- Rookie center Lucas Wallmark put up three points (2G, A) while Tom McCollum rejected 20 shots to earn the shutout.
- Wolves rookie netminder **Ville Husso** stopped 23 of 26 shots in his North American postseason debut.

Friday, April 21

Chicago 3, (at) Charlotte 2

- The Wolves edged the Checkers to even the Central Division Semifinals 1-1.
- Rookie left wing **Samuel Blais** collected three points (G, 2A) while first-year center **Adam Musil** recorded the game-winning goal and an assist.
- Rookie goaltender **Ville Husso** made 37 saves to pick up his first postseason victory.

Sunday, April 23

Charlotte 4, (at) Chicago 3 (OT)

- Charlotte secured the victory in extra time and took a 2-1 series lead in the best-of-five Central Division Semifinals.
- The Checkers jumped out a 2-0 in the first period, but the Wolves rallied in the opening minutes of the second frame as forwards **Kenny Agostino** and **Adam Musil** both scored to even the game, 2-2.
- In the third, Charlotte scored first but Chicago quickly responded when right wing **Ty Loney** tallied to even the game again.
- In overtime, Charlotte's Connor Brickley netted the game winner at 9:28.
- Rookie netminder **Ville Husso** made 30 saves in just his third North American playoff start.

Tuesday, April 25

(at) Chicago 5, Charlotte 1

- The Wolves scored four third-period goals to force Game 5 in the Central Division Semifinals.
- Right wing **Ty Rattie** netted two goals – including the first power-play goal of the series – while **Samuel Blais**, **Jordan Schmaltz** and **Jake Walman** also tallied.
- Rookie goalkeeper **Ville Husso** made 26 saves in the win.

Wednesday, April 26

(at) Chicago 3, Charlotte 2

- Chicago held on during a decisive Game 5 of the Central Division Semifinals to move on to the Central Division Finals against the Grand Rapids Griffins.
- Linemates **Kenny Agostino** and **Andrew Agozzino** each tallied a power-play goal while rookie **Adam Musil** netted a short-handed marker.
- First-year netminder **Ville Husso** made 32 saves for his first North American postseason series win.

## CENTRAL DIVISION FINALS

Wednesday, May 3

Grand Rapids 4, (at) Chicago 1

- The Griffins took Game 1 of the Central Division Finals over the Wolves.
- Left wing **Kenny Agostino** was Chicago's lone scorer.
- Forwards **Tyler Bertuzzi** (2A), **Martin Frk** (G, A) and **Ben Street** (G, A), as well as defenseman **Nathan Paetsch** (2A), each collected two points.
- Chicago netminder **Ville Husso** made 31 saves in the loss while Griffins goalkeeper **Jared Coreau** turned aside 27 shots.

Friday, May 5

(at) Chicago 7, Grand Rapids 3

- Chicago scored three times in the first and added four goals in the third to even the Central Division Finals at one game apiece.
- Wolves rookies accounted for eight points – and three goals – in the contest.
- Forwards **Kenny Agostino** (2A), **Ty Loney** (2A), **Mackenzie MacEachern** (G, A) and **Tage Thompson** (G, A), as well as defenseman **Vince Dunn** (G, A), each earned two points.
- Forwards **Andrew Agozzino** (SHG) and **Brett Sterling** and defenseman **Petteri Lindbohm** also scored.
- Netminder **Ville Husso** turned aside 28 shots while Chicago handed **Jared Coreau** his first loss of the 2017 playoffs.

Saturday, May 6

(at) Grand Rapids 4, Chicago 2

- The Griffins gained a 2-1 Central Division Finals lead over the Wolves.
- **Matthew Ford**, **Ben Street** and **Tyler Bertuzzi** all scored to give Grand Rapids a 3-0 lead in the opening 11 minutes.
- Captain **Chris Butler** and rookie **Mackenzie MacEachern** both scored early in the third period to get Chicago within a goal.
- Goaltender **Ville Husso** gave up three goals on nine shots to earn the loss and was replaced by **Jordan Binnington**, who stopped 30 of 31 shots.

Monday, May 8

(at) Grand Rapids 6, Chicago 3

- Grand Rapids took the second of back-to-back games at Van Andel Arena to grab a 3-1 Central Division Finals series lead.
- Left wing **Kenny Agostino** netted a pair of goals for his third multi-point playoff outing.
- Rookie **Tage Thompson** collected Chicago's third tally.
- Goaltender **Ville Husso** stopped 32 of 37 shots.

Saturday, May 13

Grand Rapids 5, (at) Chicago 2

- The Griffins ended the Wolves 2017 Calder Cup run at Allstate Arena.
- Forwards **Andrew Agozzino** and **Samuel Blais** scored.
- Rookie netminder **Ville Husso** stopped 20 shots and earned the loss, but was replaced by **Jordan Binnington** to begin the third period.
- Appearing in his second game of the 2017 postseason, **Binnington** turned aside eight of nine shots.

REGULAR SEASON

GOALS BY PERIOD

	1	2	3	OT	SO	TOTAL	RANK
Wolves	72	71	99	5	2	251 (3.30 AVG)	T-4th
Opposition	54	73	60	8	5	200 (2.63 AVG)	8th

SHOTS BY PERIOD

	1	2	3	OT	SO	TOTAL	RANK
Wolves	736	741	711	41	2	2,226 (29.29 AVG)	19th
Opposition	723	825	700	41	5	2,294 (30.18 AVG)	19th

POWER PLAY

	GF	ADV	PCT	RANK
Overall	61	301	20.3	8th
Home	35	157	22.3	9th
Road	26	144	18.1	12th

PENALTY KILLING

	GA	TSH	PCT	RANK
Overall	50	288	82.6	13th
Home	24	152	84.2	10th
Road	26	136	80.9	15th

SHORT-HANDED SCORING

8 Short-Handed Goals Scored (T-13th)  
4 Short-Handed Goals Allowed (T-2nd)

PENALTY MINUTES

	GP	MIN	AVG	RANK
Regular Season	76	947	12.46	21st

POSTSEASON

GOALS BY PERIOD

	1	2	3	OT	SO	TOTAL	RANK
Wolves	9	6	14	0	0	29 (2.90 AVG)	5th
Opposition	11	12	11	1	0	35 (3.50 AVG)	14th

SHOTS BY PERIOD

	1	2	3	OT	SO	TOTAL	RANK
Wolves	103	90	94	1	0	288 (28.80 AVG)	11th
Opposition	104	132	98	4	0	338 (33.80 AVG)	13th

POWER PLAY

	GF	ADV	PCT	RANK
Overall	6	37	16.2	8th
Home	6	27	22.2	4th
Road	0	10	0.0	16th

PENALTY KILLING

	GA	TSH	PCT	RANK
Overall	6	30	80.0	11th
Home	4	18	77.8	13th
Road	2	12	83.3	7th

SHORT-HANDED SCORING

2 Short-Handed Goals Scored (T-3rd)  
0 Short-Handed Goals Allowed (T-1st)

PENALTY MINUTES

	GP	MIN	AVG	RANK
Postseason	10	134	13.40	4th

## REGULAR SEASON

<b>Overall Record:</b>	<b>44-19-8-5</b>	Scoring 0 Goals:	0-1-0-0	<b>vs. Central Division:</b>	<b>37-19-7-5</b>
Home Record:	27-7-3-1	Scoring 1 Goal:	1-7-1-1	vs. Charlotte	6-1-0-1
Road Record:	17-12-5-4	Scoring 2 Goals:	4-8-3-3	vs. Cleveland	4-4-2-2
		Scoring 3 Goals:	5-3-1-1	vs. Grand Rapids	2-5-3-0
Overtime Record:	5-7-8	Scoring 4 Goals:	20-0-2-0	vs. Iowa	8-1-1-0
Shootout Record:	2-5	Scoring 5 Goals:	8-0-1-0	vs. Manitoba	2-2-0-0
		Scoring 6 Goals:	1-0-0-0	vs. Milwaukee	7-3-1-1
Scoring First:	25-8-2-5	Scoring 7 Goals:	4-0-0-0	vs. Rockford	8-3-0-1
Opponent Scoring First:	18-11-6-0	Scoring 8 Goals:	1-0-0-0		
Leading After 1 Period:	25-3-1-5			<b>vs. Pacific Division:</b>	<b>7-0-1-0</b>
Leading After 2 Periods:	26-0-0-1	Allowing 0 Goals:	4-0-0-0	vs. San Antonio	4-0-0-0
Tied after 1 Period:	13-6-2-0	Allowing 1 Goal:	11-1-0-0	vs. Texas	3-0-1-0
Tied after 2 Periods:	15-5-5-4	Allowing 2 Goals:	18-3-1-1		
Trailing after 1 Period:	6-10-5-0	Allowing 3 Goals:	9-4-3-3	<b>Record By Month:</b>	
Trailing after 2 Periods:	3-14-3-0	Allowing 4 Goals:	2-6-1-1	October:	4-4-0-0
Outshooting Opponent:	20-4-4-2	Allowing 5 Goals:	0-2-2-0	November:	5-5-1-1
Outshot by Opponent:	21-15-4-3	Allowing 6 Goals:	0-2-1-0	December:	9-2-2-1
Shots Even:	3-0-0-0	Allowing 7 Goals:	0-1-0-0	January:	7-4-0-1
				February:	8-2-1-0
1-Goal Games:	14-9-8-5	<b>First-Half Record:</b>	<b>21-12-3-2</b>	March:	6-1-3-2
2-Goal Games:	12-3-0-0	Home:	12-4-1-1	April:	5-1-1-0
3-Goal Games:	8-5-0-0	Road:	9-8-2-1		
4-Goal Games:	8-1-0-0				
5-Goal Games:	2-0-0-0	<b>Second-Half Record:</b>	<b>23-7-5-3</b>		
6-Goal Games:	0-1-0-0	Home:	15-3-2-0		
		Road:	8-4-3-3		

## POSTSEASON

<b>Overall Record:</b>	<b>4-6</b>	1-Goal Games:	2-1	Allowing 0 Goals:	0-0
Home Record:	3-3	2-Goal Games:	0-1	Allowing 1 Goal:	1-0
Road Record:	1-3	3-Goal Games:	0-3	Allowing 2 Goals:	2-0
		4-Goal Games:	2-1	Allowing 3 Goals:	1-0
Scoring First:	3-3			Allowing 4 Goals:	0-4
Opponent Scoring First:	1-3	Scoring 0 Goals:	0-1	Allowing 5 Goals:	0-1
Leading After 1 Period:	3-0	Scoring 1 Goal:	0-1	Allowing 6 Goals:	0-1
Leading After 2 Periods:	2-0	Scoring 2 Goals:	0-2		
Tied after 1 Period:	1-1	Scoring 3 Goals:	2-2		
Tied after 2 Periods:	2-1	Scoring 4 Goals:	0-0		
Trailing after 1 Period:	0-5	Scoring 5 Goals:	1-0		
Trailing after 2 Periods:	0-5	Scoring 6 Goals:	0-0		
Outshooting Opponent:	1-1	Scoring 7 Goals:	1-0		
Outshot by Opponent:	2-5				
Shots Even:	1-0				





04/20/16	Add	<b>Emerson Clark</b> (LW) signed by Chicago (AHL)
05/09/16	Add	<b>Bryce Gervais</b> (RW) signed by Chicago (AHL)
06/21/16	Add	<b>Sam Povorozniouk</b> (RW) signed to PTO by Chicago (AHL)
07/11/16	Add	<b>Scooter Vaughan</b> (D) signed by Chicago (AHL)
07/22/16	Add	<b>Brett Sterling</b> (LW) signed by Chicago (AHL)
09/26/16	Add	<b>Wade Megan</b> (C) loaned from St. Louis (NHL)
09/26/16	Add	<b>Dmitrii Sergeev</b> (D) loaned from St. Louis (NHL)
09/29/16	Add	<b>Ville Husso</b> (G) loaned from St. Louis (NHL)
09/29/16	Add	<b>Mackenzie MacEachern</b> (LW) loaned from St. Louis (NHL)
09/29/16	Add	<b>Justin Selman</b> (C) loaned from St. Louis (NHL)
09/29/16	Add	<b>Jacob Doty</b> (RW) loaned from St. Louis (NHL)
09/30/16	Add	<b>Andrew Agozzino</b> (LW) loaned from St. Louis (NHL)
09/30/16	Add	<b>Chris Butler</b> (D) loaned from St. Louis (NHL)
10/01/16	Add	<b>Conner Bleackley</b> (C) loaned from St. Louis (NHL)
10/01/16	Add	<b>Vince Dunn</b> (D) loaned from St. Louis (NHL)
10/01/16	Add	<b>Alex Friesen</b> (C) loaned from St. Louis (NHL)
10/01/16	Add	<b>Brad Hunt</b> (D) loaned from St. Louis (NHL)
10/02/16	Add	<b>Jordan Caron</b> (RW) loaned from St. Louis (NHL)
10/02/16	Add	<b>Morgan Ellis</b> (D) loaned from St. Louis (NHL)
10/02/16	Add	<b>Danny Kristo</b> (RW) loaned from St. Louis (NHL)
10/03/16	Add	<b>Pheonix Copley</b> (G) loaned from St. Louis (NHL)
10/03/16	Add	<b>Tommy Vannelli</b> (D) loaned from St. Louis (NHL)
10/06/16	Add	<b>Kenny Agostino</b> (LW) loaned from St. Louis (NHL)
10/06/16	Add	<b>Ivan Barbashev</b> (C) loaned from St. Louis (NHL)
10/07/16	Add	<b>Jordan Binnington</b> (G) loaned from St. Louis (NHL)
10/07/16	Add	<b>Samuel Blais</b> (LW) loaned from St. Louis (NHL)
10/07/16	Add	<b>Jordan Schmaltz</b> (D) loaned from St. Louis (NHL)
10/07/16	Add	<b>Kevin Tansey</b> (D) signed by Chicago (AHL)
10/08/16	Add	<b>Petteri Lindbohm</b> (D) loaned from St. Louis (NHL)
10/08/16	Delete	<b>Sam Povorozniouk</b> (RW) released from PTO by Chicago (AHL)
10/09/16	Delete	<b>Jordan Binnington</b> (G) recalled from loan by St. Louis (NHL)
10/09/16	Delete	<b>Emerson Clark</b> (LW) loaned to Tulsa (ECHL) by Chicago (AHL)
10/09/16	Add	<b>Landon Ferraro</b> (C) loaned from St. Louis (NHL)
10/09/16	Delete	<b>Justin Selman</b> (C) reassigned by St. Louis (NHL) to Missouri (ECHL)
10/09/16	Delete	<b>Dmitrii Sergeev</b> (D) reassigned by St. Louis (NHL) to Missouri (ECHL)
10/09/16	Delete	<b>Kevin Tansey</b> (D) loaned to Missouri (ECHL) by Chicago (AHL)
10/09/16	Delete	<b>Gus Young</b> (D) loaned to Missouri (ECHL) by Chicago (AHL)
10/11/16	Add	<b>Jordan Binnington</b> (G) returned on loan from St. Louis (NHL)
10/11/16	Add	<b>Sam Povorozniouk</b> (RW) signed by Chicago (AHL)
10/11/16	Add	<b>Kevin Tansey</b> (D) recalled from loan to Missouri (ECHL)
10/13/16	Delete	<b>Sam Povorozniouk</b> (RW) loaned to Missouri (ECHL)
10/25/16	Add	<b>Justin Selman</b> reassigned by St. Louis (NHL) to Chicago (AHL)
10/25/16	Add	<b>Gus Young</b> recalled from loan to Missouri (ECHL)
10/26/16	Delete	<b>Ville Husso</b> (G) reassigned by St. Louis (NHL) to Missouri (ECHL)
10/28/16	Add	<b>Magnus Paajarvi</b> (LW) loaned from St. Louis (NHL)
11/02/16	Delete	<b>Brad Hunt</b> (D) recalled from loan by St. Louis (NHL)
11/04/16	Add	<b>Brad Hunt</b> returned on loan from St. Louis (NHL)
11/07/16	Delete	<b>Petteri Lindbohm</b> (D) recalled from loan by St. Louis (NHL)
11/07/16	Add	<b>Ty Rattie</b> (RW) loaned to Chicago (AHL) by St. Louis (NHL)
11/10/16	Delete	<b>Chris Butler</b> (D) recalled from loan by St. Louis (NHL)
11/11/16	Add	<b>Chris Butler</b> (D) returned on loan from St. Louis (NHL)
11/13/16	Add	<b>Emerson Clark</b> (LW) recalled from loan to Tulsa (ECHL)
11/13/16	Delete	<b>Ty Rattie</b> (RW) recalled from loan by St. Louis (NHL)
11/14/16	Delete	<b>Kevin Tansey</b> (D) returned on loan to Missouri (ECHL)

11/14/16	Delete	<b>Justin Selman</b> (C) reassigned by St. Louis (NHL) to Missouri (ECHL)
11/19/16	Delete	<b>Danny Kristo</b> (RW) recalled from loan by St. Louis (NHL)
11/19/16	Add	<b>Reid McNeill</b> (D) loaned to Chicago (AHL) by St. Louis (NHL)
11/24/16	Add	<b>Petteri Lindbohm</b> (D) returned on loan from St. Louis (NHL)
11/25/16	Delete	<b>Jacob Doty</b> (LW) reassigned by St. Louis (NHL) to Missouri (ECHL)
11/25/16	Add	<b>Justin Selman</b> (C) reassigned by St. Louis (NHL) to Chicago (AHL)
11/29/16	Delete	<b>Gus Young</b> (D) returned on loan to Missouri (ECHL)
12/04/16	Delete	<b>Emerson Clark</b> (LW) returned on loan to Tulsa (ECHL)
12/04/16	Delete	<b>Tommy Vannelli</b> (D) reassigned by St. Louis (NHL) to Missouri (ECHL)
12/08/16	Delete	<b>Brad Hunt</b> (D) recalled from loan by St. Louis (NHL)
12/16/16	Add	<b>Jared Nightingale</b> (D) signed to PTO by Chicago (AHL)
12/17/16	Add	<b>Gus Young</b> (D) recalled from loan to Missouri (ECHL)
12/17/16	Delete	<b>Gus Young</b> (D) traded to San Antonio (AHL)
12/22/16	Delete	<b>Wade Megan</b> (C) recalled from loan by St. Louis (NHL)
12/23/16	Add	<b>Wade Megan</b> (C) returned on loan from St. Louis (NHL)
12/25/16	Add	<b>Ville Husso</b> (G) reassigned by St. Louis (NHL) to Chicago (AHL)
01/08/17	Delete	<b>Sam Povorozniouk</b> (RW) reassigned from Missouri (ECHL) to Elmira (ECHL)
01/20/17	Delete	<b>Pheonix Copley</b> (G) recalled from loan by St. Louis (NHL)
01/25/17	Add	<b>Pheonix Copley</b> (G) returned on loan from St. Louis (NHL)
01/26/17	Delete	<b>Ivan Barbashev</b> (C) recalled from loan by St. Louis (NHL)
01/27/17	Add	<b>Ivan Barbashev</b> (C) returned on loan from St. Louis (NHL)
01/29/17	Add	<b>James Wisniewski</b> (D) signed by Chicago (AHL)
01/30/17	Delete	<b>Ivan Barbashev</b> (C) recalled from loan by St. Louis (NHL)
02/02/17	Add	<b>Emerson Clark</b> (RW) recalled from loan to Tulsa (ECHL)
02/05/17	Delete	<b>Kenny Agostino</b> (LW) recalled from loan by St. Louis (NHL)
02/05/17	Delete	<b>Magnus Paajarvi</b> (LW) returned on loan by St. Louis (NHL)
02/06/17	Add	<b>Ty Loney</b> (RW) signed to PTO by Chicago (AHL)
02/07/17	Add	<b>Steve McParland</b> (LW) signed to PTO by Chicago (AHL)
02/11/17	Add	<b>Jared Nightingale</b> (D) re-signed to PTO by Chicago (AHL)
02/15/17	Add	<b>Jared Nightingale</b> (D) signed to SPC by Chicago (AHL)
02/16/17	Add	<b>Josh Brittain</b> (LW) signed to PTO by Chicago (AHL)
02/17/17	Add	<b>Greger Hanson</b> (RW) signed to PTO by Chicago (AHL)
02/17/17	Add	<b>Wade Megan</b> (C) returned on loan from St. Louis (NHL)
02/18/17	Delete	<b>Jared Nightingale</b> (D) returned on loan to Toledo (ECHL)
02/18/17	Add	<b>Kenny Agostino</b> (LW) returned on loan from St. Louis (NHL)
02/18/17	Delete	<b>Josh Brittain</b> (LW) released from PTO by Chicago (AHL)
02/18/17	Delete	<b>Greger Hanson</b> (RW) released from PTO by Chicago (AHL)
02/18/17	Add	<b>Kenny Agostino</b> (LW) returned on loan from St. Louis (NHL)
02/19/17	Add	<b>Ty Rattie</b> (RW) returned on loan from St. Louis (NHL)
02/20/17	Add	<b>Jared Nightingale</b> (D) recalled from loan to Toledo (ECHL)
02/21/17	Add	<b>Magnus Paajarvi</b> (LW) returned on loan from St. Louis (NHL)
02/21/17	Add	<b>Ivan Barbashev</b> (C) returned on loan from St. Louis (NHL)
02/21/17	Delete	<b>Steve McParland</b> (LW) released from PTO by Chicago (AHL)
02/23/17	Delete	<b>Jared Nightingale</b> (D) returned on loan to Toledo (ECHL)
02/25/17	Delete	<b>Magnus Paajarvi</b> (LW) recalled from loan by St. Louis (NHL)
02/26/17	Add	<b>Jared Nightingale</b> (D) recalled from loan to Toledo (ECHL)
02/27/17	Delete	<b>Ivan Barbashev</b> (C) recalled from loan by St. Louis (NHL)
02/27/17	Delete	<b>Pheonix Copley</b> (G) recalled from loan by St. Louis (NHL)
02/27/17	Add	<b>Brad Malone</b> (C) loaned from St. Louis (NHL)
02/28/17	Delete	<b>Justin Selman</b> (C) reassigned by St. Louis (NHL) to Missouri (ECHL)
03/01/17	Add	<b>Ivan Barbashev</b> (C) returned on loan from St. Louis (NHL)
03/01/17	Add	<b>Zach Sanford</b> (C) loaned from St. Louis (NHL)
03/01/17	Delete	<b>Ivan Barbashev</b> (C) recalled from loan by St. Louis (NHL)
03/01/17	Delete	<b>Zach Sanford</b> (C) recalled from loan by St. Louis (NHL)

03/01/17	Delete	<b>Jordan Schmaltz</b> (D) recalled from loan by St. Louis (NHL)
03/02/17	Add	<b>Josh Atkinson</b> (D) signed to PTO by Chicago (AHL)
03/02/17	Add	<b>C.J. Motte</b> (G) signed to PTO by Chicago (AHL)
03/07/17	Delete	<b>Josh Atkinson</b> (D) released from PTO by Chicago (AHL)
03/07/17	Add	<b>Kevin Tansey</b> (D) recalled from loan to Missouri (ECHL)
03/08/17	Delete	<b>Emerson Clark</b> (LW) traded to Utica (AHL)
03/09/17	Add	<b>Tage Thompson</b> (C) signed to ATO by Chicago (AHL)
03/10/17	Delete	<b>Conner Bleackley</b> (C) reassigned to Missouri (ECHL) by St. Louis (NHL)
03/13/17	Delete	<b>C.J. Motte</b> (G) released from PTO by Chicago (AHL)
03/28/17	Delete	<b>Kevin Tansey</b> (D) returned on loan to Missouri (ECHL)
03/28/17	Add	<b>Justin Selman</b> (C) reassigned by St. Louis (NHL) to Chicago (AHL)
03/29/17	Add	<b>Jake Walman</b> (D) signed to ATO by Chicago (AHL)
04/01/17	Delete	<b>Petteri Lindbohm</b> (D) recalled from loan by St. Louis (NHL)
04/01/17	Delete	<b>Kenny Agostino</b> (LW) recalled from loan by St. Louis (NHL)
04/02/17	Add	<b>Kevin Tansey</b> (D) recalled from loan to Missouri (ECHL)
04/02/17	Add	<b>Kenny Agostino</b> (LW) returned on by St. Louis (NHL)
04/03/17	Add	<b>Jordan Kyrou</b> (LW) reassigned to Chicago (AHL) by St. Louis (NHL)
04/06/17	Add	<b>Ty Loney</b> (RW) signed to SPC by Chicago (AHL)
04/06/17	Add	<b>Petteri Lindbohm</b> (D) returned on loan from St. Louis (NHL)
04/07/17	Add	<b>Reid Duke</b> (C) signed to PTO by Chicago (AHL)
04/09/17	Delete	<b>Chris Butler</b> (D) recalled from loan by St. Louis (NHL)
04/10/17	Add	<b>Adam Musil</b> (C) assigned by St. Louis (NHL) to Chicago (NHL)
04/10/17	Add	<b>Conner Bleackley</b> (C) reassigned by St. Louis to Chicago (AHL)
04/10/17	Add	<b>Chris Butler</b> (D) returned on loan from St. Louis (NHL)
04/11/17	Add	<b>Tommy Vannelli</b> (D) reassigned by St. Louis (NHL) to Chicago (AHL)
04/17/17	Add	<b>Evan Fitzpatrick</b> (G) signed to ATO by Chicago (AHL)
04/20/17	Add	<b>Jordan Schmaltz</b> (D) returned on loan from St. Louis (NHL)
04/22/17	Delete	<b>Jordan Schmaltz</b> (D) recalled from loan by St. Louis (NHL)
04/23/17	Delete	<b>Tommy Vannelli</b> (D) recalled from loan by St. Louis (NHL)
04/23/17	Add	<b>Jordan Schmaltz</b> (D) returned on loan from St. Louis (NHL)
04/23/17	Add	<b>Tanner Kaspick</b> (C) signed to ATO by Chicago (AHL)
04/23/17	Add	<b>Glenn Gawdin</b> (C) signed to ATO by Chicago (AHL)
04/23/17	Add	<b>C.J. Motte</b> (G) signed to PTO by Chicago (AHL)
04/26/17	Delete	<b>Petteri Lindbohm</b> (D) recalled from loan by St. Louis (NHL)
04/26/17	Add	<b>Tommy Vannelli</b> (D) reassigned by St. Louis (NHL) to Chicago (AHL)
04/26/17	Delete	<b>Tanner Kaspick</b> (C) released from ATO by Chicago (AHL)
04/26/17	Delete	<b>Glenn Gawdin</b> (C) released from ATO by Chicago (AHL)
04/27/17	Delete	<b>Jordan Schmaltz</b> (D) recalled from loan by St. Louis (NHL)
04/27/17	Add	<b>Petteri Lindbohm</b> (D) returned on loan from St. Louis (NHL)
04/27/17	Delete	<b>Jordan Schmaltz</b> (D) recalled from loan by St. Louis (NHL)
05/03/17	Add	<b>Jordan Schmaltz</b> (D) returned on loan by St. Louis (NHL)
05/04/17	Delete	<b>Jordan Schmaltz</b> (D) recalled from loan by St. Louis (NHL)
05/06/17	Delete	<b>Jordan Kyrou</b> (LW) reassigned by St. Louis (NHL) to Sarnia (OHL)
05/06/17	Delete	<b>Evan Fitzpatrick</b> (G) released from ATO by Chicago (AHL)
05/06/17	Delete	<b>Tommy Vannelli</b> (D) reassigned by St. Louis (NHL) to Atlanta (ECHL)
05/08/17	Add	<b>Jordan Schmaltz</b> (D) returned on loan by St. Louis (NHL)
05/08/17	Add	<b>Ivan Barbashev</b> (C) returned on loan by St. Louis (NHL)
05/08/17	Add	<b>Zach Sanford</b> (C) returned on loan by St. Louis (NHL)

## WESTERN CONFERENCE

CENTRAL	GP	W	L	OTL	SOL	PTS	PCT	GF	GA	PIM	HOME	ROAD
											W-L-OTL-SOL	W-L-OTL-SOL
Chicago	76	44	19	8	5	101	.664	251	200	947	27-7-3-1	17-12-5-4
Grand Rapids	76	47	23	1	5	100	.658	251	190	845	25-11-0-2	22-12-1-3
Milwaukee	76	43	26	4	3	93	.612	225	215	1195	20-15-3-0	23-11-1-3
Charlotte	76	39	29	7	1	86	.566	212	208	827	27-10-1-0	12-19-6-1
Cleveland	76	39	29	4	4	86	.566	195	198	1028	22-12-2-2	17-17-2-2
Iowa	76	36	31	7	2	81	.533	182	196	834	17-16-3-2	19-15-4-0
Manitoba	76	29	37	5	5	68	.447	197	242	1113	15-17-3-3	14-20-2-2
Rockford	76	25	39	9	3	62	.408	175	246	973	16-15-5-2	9-24-4-1

PACIFIC	GP	W	L	OTL	SOL	PTS	PCT	GF	GA	PIM	HOME	ROAD
											W-L-OTL-SOL	W-L-OTL-SOL
San Jose	68	43	16	4	5	95	.699	232	176	1051	24-6-2-2	19-10-2-3
San Diego	68	43	20	3	2	91	.669	221	178	1002	23-9-1-1	20-11-2-1
Ontario	68	36	21	10	1	83	.610	199	190	986	22-9-2-1	14-12-8-0
Stockton	68	34	25	7	2	77	.566	212	192	1235	21-8-4-1	13-17-3-1
Bakersfield	68	33	29	5	1	72	.529	200	188	706	20-12-2-0	13-17-3-1
Tucson	68	29	31	8	0	66	.485	187	237	1126	17-14-3-0	12-17-5-0
Texas	76	34	37	1	4	73	.480	224	265	1054	20-16-0-2	14-21-1-2
San Antonio	76	27	42	5	2	61	.401	184	240	1025	14-18-5-1	13-24-0-1

## EASTERN CONFERENCE

ATLANTIC	GP	W	L	OTL	SOL	PTS	PCT	GF	GA	PIM	HOME	ROAD
											W-L-OTL-SOL	W-L-OTL-SOL
W-B/Scranton	76	51	20	3	2	107	.704	247	170	1029	27-9-0-2	24-11-3-0
Lehigh Valley	76	48	23	5	0	101	.664	260	219	956	23-11-4-0	25-12-1-0
Hershey	76	43	22	8	3	97	.638	252	211	1071	24-8-5-1	19-14-3-2
Providence	76	43	23	6	4	96	.632	229	188	879	23-12-2-1	20-11-4-3
Bridgeport	76	44	28	3	1	92	.605	220	212	1088	25-13-0-0	19-15-3-1
Springfield	76	32	33	9	2	75	.493	197	206	1153	19-16-2-1	13-17-7-1
Hartford	76	24	46	4	2	54	.355	194	280	889	13-23-2-0	11-23-2-2

NORTH	GP	W	L	OTL	SOL	PTS	PCT	GF	GA	PIM	HOME	ROAD
											W-L-OTL-SOL	W-L-OTL-SOL
Syracuse	76	38	24	7	7	90	.592	232	227	1371	23-9-2-4	15-15-5-3
Toronto	76	42	29	4	1	89	.586	245	207	1084	24-11-3-0	18-18-1-1
Albany	76	39	32	2	3	83	.546	204	206	1147	22-13-1-2	17-19-1-1
St. John's	76	36	30	8	2	82	.539	216	220	1162	17-15-5-1	19-15-3-1
Utica	76	35	32	7	2	79	.520	195	220	916	19-14-4-1	16-18-3-1
Rochester	76	32	41	0	3	67	.441	205	240	858	19-16-0-3	13-25-0-0
Binghamton	76	28	44	2	2	60	.395	190	266	944	15-21-1-1	13-23-1-1

## POINTS

	TEAM	GP	G	A	PTS
Kenny Agostino	CHI	65	24	59	83
Chris Terry	STJ	58	30	38	68
Chris Mueller	TUC	68	19	48	67
Wade Megan	CHI	73	33	33	66
Taylor Beck	HFD	56	19	47	66
Cole Schneider	RCH	71	24	39	63
Travis Boyd	HER	76	16	47	63
T.J. Brennan	LV	76	21	39	60
Chris Bourque	HER	76	18	42	60
Cory Conacher	SYR	56	17	43	60
Matt Taormina	SYR	70	15	45	60

## POWER-PLAY GOALS

	TEAM	GP	PPG
Chris Terry	STJ	58	19
Greg Carey	LV	74	17
Pontus Åberg	MIL	56	15
Rocco Grimaldi	SA	72	13
several tied at			12

## SHORT-HANDED GOALS

	TEAM	GP	SHG
several tied at			4

## GAME-WINNING GOALS

	TEAM	GP	GWG
Pontus Åberg	MIL	56	9
Charles Hudon	STJ	56	7
Wade Megan	CHI	73	7
several tied at			6

## GOALS

	TEAM	GP	G
Wade Megan	CHI	73	33
Nicklas Jensen	HFD	70	32
Rocco Grimaldi	SA	72	31
Pontus Åberg	MIL	56	31
Chris Terry	STJ	58	30

## ASSISTS

	TEAM	GP	A
Kenny Agostino	CHI	65	59
Chris Mueller	TUC	68	48
Taylor Beck	HFD	56	47
Travis Boyd	HER	76	47
several tied at			45

## PENALTY MINUTES

	TEAM	GP	PIM
Mike Liambas	MIL	72	149
Stu Bickel	SD	26	148
Scott Sabourin	SD	54	147
Sena Acolatse	SPR	68	147
Tyler Lewington	HER	72	142

## PLUS/MINUS

	TEAM	GP	+/-
Jaycob Megna	SD	62	+33
Tyler Wotherspoon	STK	56	+30
David Warsofsky	WBS	58	+30
Joakim Ryan	SJ	65	+27
Wade Megan	CHI	73	+27

## SHOTS

	TEAM	GP	SHOTS
Martin Frk	GR	65	232
Rocco Grimaldi	SA	72	230
Greg Carey	LV	74	225
Nicklas Jensen	HFD	70	224
Chris Bourque	HER	76	221

\* denotes rookie



GOALIE	TEAM	GP	MIN	GAA	W	L	OT/SOL	SO	GA	SVS	SV%
Casey DeSmith*	WBS	29	1,731	2.01	21	5	3	1	58	729	.926
Zane McIntyre	PRO	31	1,778	2.03	21	6	2	2	60	799	.930
Troy Grosenick	SJ	49	2,729	2.04	30	10	5	10	93	1162	.926
Tristan Jarry	WBS	45	2,707	2.15	28	15	2	3	97	1203	.925
Jaroslav Halak	BRI	27	1,536	2.15	17	7	3	2	55	678	.925
Garret Sparks	TOR	31	1,775	2.16	21	9	0	5	64	761	.922
Phoenix Copley	HER	41	2,373	2.25	26	11	3	1	89	1084	.924
David Rittich*	STK	31	1,774	2.27	15	11	4	6	67	816	.924
Anton Forsberg	CLE	51	2,977	2.28	27	17	4	4	113	1413	.926
Alex Stalock	IA	50	2,871	2.28	23	17	8	4	109	1357	.926
Jared Coreau	GR	33	1,980	2.33	19	11	3	2	77	849	.917
Malcolm Subban	PRO	32	1,789	2.41	11	14	5	1	72	797	.917
Eddie Pasquale	GR	29	1,654	2.43	15	9	3	4	67	760	.919
Jack Campbell	ONT	52	3,072	2.52	31	15	6	5	129	1365	.914
Reto Berra	SPR	31	1,758	2.53	12	14	3	3	74	747	.910
Vitek Vanecek*	HER	39	2,148	2.54	18	10	7	5	91	906	.909
Mackenzie Blackwood*	ALB	36	2,049	2.55	17	14	4	3	87	848	.907
Charlie Lindgren*	STJ	48	2,860	2.56	24	18	6	5	122	1299	.914
several tied at				2.63							

WINS	TEAM	W	LOSSES	TEAM	L		
Jack Campbell	ONT	31	Linus Ullmark	RCH	27		
Troy Grosenick	SJ	30	Eric Comrie	MB	26		
Tristan Jarry	WBS	28	Spencer Martin*	SA	26		
several tied at		27	Justin Peters	TEX	22		
			Chris Driedger	BNG	19		
MINUTES	TEAM	MIN	SHUTOUTS	TEAM	SO		
Linus Ullmark	RCH	3,202	Troy Grosenick	SJ	10		
Jack Campbell	ONT	3,072	several tied at		5		
Anton Forsberg	CLE	2,977					
Eric Comrie	MB	2,920					
Alex Stalock	IA	2,871					
SAVES	TEAM	SVS	SAVE PERCENTAGE	TEAM	GA	SVS	SV%
Linus Ullmark	RCH	1,525	Zane McIntyre	PRO	60	799	.930
Anton Forsberg	CLE	1,413	Casey DeSmith*	WBS	58	729	.926
Eric Comrie	MB	1,389	Anton Forsberg	CLE	113	1,413	.926
Jack Campbell	ONT	1,365	Troy Grosenick	SJ	93	1,162	.926
Alex Stalock	IA	1,357	Alex Stalock	IA	109	1,357	.926
SHOOTOUT WINS	TEAM	SHOW	SHOOTOUT PERCENTAGE	TEAM	SHOSV	SHOAA	SV%
Lars Johansson	RFD	4	Alex Lyon*	LV	6	6	1.000
Justin Peters	TEX	4	Brandon Halverson*	HFD	5	5	1.000
several tied at		3	Garret Sparks	TOR	9	10	.900
			Thatcher Demko*	UTI	7	8	.875
			several tied at				.857

\* denotes rookie  
(statistics based on 1,440 or more minutes)



## POINTS

TEAM	GP	G	A	PTS
Cory Conacher	SYR	22	12	16
Yanni Gourde	SYR	22	9	18
Tomas Nosek	GR	19	10	12
Ben Street	GR	19	8	13
Matt Taormina	SYR	22	5	15
Tyler Bertuzzi	GR	19	9	10
Eric Tangradi	GR	19	2	17
Danton Heinen*	PRO	17	9	9
Ryan Carpenter	SJ	15	9	8
Mitch Callahan	GR	19	6	10
Erik Condra	SYR	18	5	11
Tye McGinn	SYR	22	5	11
Micheal Bournival	SYR	22	8	7
Martin Frk	GR	16	5	10
Wayne Simpson	PRO	17	4	10
Matthew Peca	SYR	22	4	10
Matt Lorito	GR	19	7	6
Byron Froese	SYR	22	6	7
Ben Thomas*	SYR	22	5	8
several tied at				12

## POWER-PLAY GOALS

TEAM	GP	PPG
Matthew Ford	GR	19
Tomas Nosek	GR	19
Danton Heinen*	PRO	17
Cory Conacher	SYR	22
several tied at		3

## GAME-WINNING GOALS

TEAM	GP	GWG
Tomas Nosek	GR	19
several tied at		2

## GOALS

Cory Conacher
Tomas Nosek
several tied at

## ASSISTS

Yanni Gourde
Eric Tangradi
Cory Conacher
Matt Taormina
Ben Street

## PENALTY MINUTES

Tyler Bertuzzi
Jake Dotchin
Timo Meier
Yanni Gourde
Cory Conacher

## SHORT-HANDED GOALS

Cory Conacher
several tied at

## PLUS/MINUS

Slater Koekkoek
Yanni Gourde
Cory Conacher
Ben Thomas*
several tied at

## SHOTS

Bryon Froese
Ben Street
Eric Tangradi
Tomas Nosek
several tied at

## TEAM

GP	G
SYR	22
GR	19
	9

## TEAM

GP	A
SYR	22
GR	19
SYR	22
SYR	22
GR	19

## TEAM

GP	PIM
GR	19
SYR	19
SJ	14
SYR	22
SYR	22

## TEAM

GP	SHG
SYR	22
	2
	1

## TEAM

GP	+/-
SYR	22
SYR	22
SYR	22
SYR	22
	+10

\* denotes rookie

GOALIE	TEAM	GP	MIN	GAA	W	L	SO	GA	SVS	SV%
Jack Campbell	ONT	5	283	1.70	2	2	0	8	113	.934
Pheonix Copley	HER	9	535	2.13	5	4	1	19	263	.933
Mackenzie Blackwood*	ALB	4	255	2.13	1	3	1	9	116	.928
Martin Ouellette	LV	4	191	2.20	2	2	0	7	81	.920
Charlie Lindgren*	STJ	4	273	2.21	1	3	0	10	119	.922
Zane McIntyre	PRO	16	933	2.57	8	7	0	40	386	.906
Kasimir Kaskisuo	TOR	10	564	2.66	5	3	0	25	207	.892
Mike McKenna	SYR	22	1,341	2.68	13	9	0	60	615	.911
Troy Grosenick	SJ	15	915	2.69	8	7	2	41	414	.910
Jhonas Enroth	SD	10	581	2.69	4	6	0	26	315	.924
Vitek Vanecek*	HER	4	197	2.75	1	2	0	9	91	.910
Casey DeSmith*	WBS	5	303	2.78	2	3	0	14	153	.916
Jared Coreau	GR	19	1,141	2.84	15	4	0	54	542	.909
Tom McCollum	CHA	5	251	2.87	2	2	1	12	121	.910
David Rittich*	STK	4	167	2.88	2	1	0	8	88	.917
Marek Mazanec	MIL	3	198	3.03	0	3	0	10	96	.906
Ville Husso*	CHI	10	536	3.36	4	6	0	30	265	.898
Jon Gillies*	STK	3	138	3.49	0	2	0	8	86	.915

WINS	TEAM	W	LOSSES	TEAM	L
Jared Coreau	GR	15	Mike McKenna	SYR	9
Mike McKenna	SYR	13	Zane McIntyre	PRO	7
Troy Grosenick	SJ	8	Troy Grosenick	SJ	7
Zane McIntyre	PRO	8	Jhonas Enroth	SD	6
several tied at		5	Ville Husso*	CHI	6

MINUTES	TEAM	MIN	SHUTOUTS	TEAM	SO
Mike McKenna	SYR	1,341	Troy Grosenick	SJ	2
Jared Coreau	GR	1,141	Mackenzie Blackwood*	ALB	1
Zane McIntyre	PRO	933	Tom McCollum	CHA	1
Troy Grosenick	SJ	915	Pheonix Copley	HER	1
Jhonas Enroth	SD	581	several tied at		0

SAVES	TEAM	SVS	SAVE PERCENTAGE	TEAM	GA	SVS	SV%
Mike McKenna	SYR	615	Jack Campbell	ONT	8	113	.934
Jared Coreau	GR	542	Pheonix Copley	HER	19	263	.933
Troy Grosenick	SJ	414	Mackenzie Blackwood*	ALB	9	116	.928
Zane McIntyre	PRO	386	Jhonas Enroth	SD	26	315	.924
Jhonas Enroth	SD	315	Charlie Lindgren*	STJ	10	119	.922

\* denotes rookie  
(statistics based on 120 or more minutes)



**STREAKS****WINS**

12 games (Feb. 25 to March 17, 2000)

**WINS AT HOME**

9 games (twice)

most recent: March 1-26, 2003

**WINS ON ROAD**

9 games (Feb. 25 to March 30, 2000)

**WINS VS. SINGLE TEAM**

10 games (twice)

most recent: vs. San Antonio Rampage  
(March 31, 2004 to Jan. 8, 2005)**WINS VS. SINGLE TEAM AT HOME**10 games vs. San Antonio Rampage  
(Dec. 14, 2005 to Oct. 26, 2007)**WINS VS. SINGLE TEAM ON ROAD**

12 games at Iowa Wild

(April 11, 2014 to April 15, 2016)

**LOSSES**

9 games (Nov. 13-29, 1995)

**LOSSES AT HOME**

11 games (Nov. 24, 2000 to Jan. 7, 2001)

**LOSSES ON ROAD**

8 games (twice)

most recent: Dec. 15, 2015 to Jan. 12, 2016

**CONSECUTIVE SHUTOUTS**

2 (four times)

most recent: March 11-15, 2017 (Jordan Binnington)

**CONSECUTIVE SHUTOUTS AGAINST**

0

**CONSECUTIVE GAMES WITHOUT BEING SHUT OUT**

87 (Dec. 11, 2003 to Dec. 31, 2004)

**CONSECUTIVE GAMES WITHOUT SHUTTING OUT  
OPPONENT**

75 (April 2, 2010 to March 19, 2011)

**CONSECUTIVE GAMES SCORING A POWER-PLAY GOAL**

13 (Dec. 9, 2006 to Jan. 5, 2007)

**CONSECUTIVE GAMES WITHOUT ALLOWING A  
POWER-PLAY GOAL**

6 (four times)

most recent: March 9-22, 2014

**SEASON — MOST****GOALS**

331 (2006-07)

**ASSISTS**

562 (2006-07)

**POINTS**

893 (2006-07)

**PENALTY MINUTES**

2,423 (1995-96)

**SEASON — MOST (CONTINUED)****GOALS AT HOME**

159 (1998-99)

**GOALS ON ROAD**

186 (2006-07)

**GOALS AGAINST**

310 (1995-96)

**GOALS AGAINST AT HOME**

144 (1995-96)

**GOALS AGAINST ON ROAD**

169 (1994-95)

**WINS**

55 (1997-98)

**WINS AT HOME**

29 (four times)

(1997-98, 1998-99, 2007-08, 2009-10)

**WINS ON ROAD**

27 (twice)

(1999-2000, 2006-07)

**LOSSES**

37 (2008-09)

**LOSSES AT HOME**

17 (twice)

(2005-06, 2006-07)

**LOSSES ON ROAD**

22 (2008-09)

**OVERTIME WINS**

11 (2002-03)

**OVERTIME WINS AT HOME**

8 (2002-03)

**OVERTIME WINS ON ROAD**

8 (2015-16)

**OVERTIME LOSSES**

8 (2016-17)

**OVERTIME LOSSES AT HOME**

3 (four times)

(2001-02, 2013-14, 2014-15, 2016-17)

**OVERTIME LOSSES ON ROAD**

5 (2016-17)

**SHOOTOUT WINS**

17 (1999-2000)

**SHOOTOUT WINS AT HOME**

5 (five times)

(1995-96, 1997-98, 1999-2000, 2009-10, 2013-14)

**SHOOTOUT WINS ON ROAD**

12 (1999-2000)

**SHOOTOUT LOSSES**

14 (1994-95)

**SHOOTOUT LOSSES AT HOME**

8 (1994-95)

**SHOOTOUT LOSSES ON ROAD**

7 (1998-99)

**MINOR PENALTIES**

674 (2005-06)

**SEASON — MOST (CONTINUED)****MAJOR PENALTIES**

123 (1994-95)

**MISCONDUCTS**

37 (1998-99)

**GAME MISCONDUCTS**

25 (1995-96)

**GROSS MISCONDUCTS**

3 (twice)

(2002-03, 2005-06)

**MATCH PENALTIES**

3 (2003-04)

**POWER-PLAY GOALS**

112 (2006-07)

**POWER-PLAY GOALS AT HOME**

59 (2007-08)

**POWER-PLAY GOALS ON ROAD**

59 (2006-07)

**POWER-PLAY GOALS VS. ONE TEAM**

22 vs. Rockford IceHogs (2007-08)

**POWER-PLAY GOALS AGAINST**

106 (2005-06)

**SHORT-HANDED GOALS**

22 (2005-06)

**SHORT-HANDED GOALS AGAINST**

25 (1995-96)

**SHUTOUTS**

9 (1999-2000)

**SHUTOUTS AT HOME**

6 (1999-2000)

**SHUTOUTS ON ROAD**

5 (twice)

(2009-10, 2012-13)

**SHUTOUTS AGAINST**

8 (2014-15)

**SHUTOUTS AGAINST AT HOME**

6 (2014-15)

**SHUTOUTS AGAINST ON ROAD**

4 (2001-02)

**POINTS IN STANDINGS**

114 (1999-2000)

**POINTS IN STANDINGS AT HOME**

63 (1998-99)

**POINTS IN STANDINGS ON ROAD**

59 (2006-07)

**SEASON — FEWEST****GOALS**

194 (2015-16)

**ASSISTS**

336 (2015-16)

**SEASON — FEWEST (CONTINUED)****POINTS**

530 (2015-16)

**PENALTY MINUTES**

947 (2016-17)

**GOALS AT HOME**

87 (2014-15)

**GOALS ON ROAD**

90 (2015-16)

**GOALS AGAINST**

191 (2013-14)

**GOALS AGAINST AT HOME**

86 (2003-04)

**GOALS AGAINST ON ROAD**

94 (2014-15)

**WINS**

33 (2015-16)

**WINS AT HOME**

19 (five times)

(1994-95, 2001-02, 2006-07, 2010-11, 2014-15)

**WINS ON ROAD**

13 (2015-16)

**LOSSES**

19 (2016-17)

**LOSSES AT HOME**

7 (three times)

(1998-99, 2004-05, 2016-17)

**LOSSES ON ROAD**

8 (2006-07)

**POWER-PLAY GOALS**

43 (2013-14)

**POWER-PLAY GOALS AGAINST**

44 (2011-12)

**SHORT-HANDED GOALS**

4 (2015-16)

**SHORT-HANDED GOALS AGAINST**

4 (2016-17)

**SHUTOUTS**

1 (twice)

(1995-96, 2010-11)

**SHUTOUTS AT HOME**

0 (1994-95)

**SHUTOUTS ON ROAD**

0 (three times)

(1995-96, 2010-11, 2015-16)

**POINTS IN STANDINGS**

74 (2015-16)

**POINTS IN STANDINGS AT HOME**

42 (four times)

(2001-02, 2006-07, 2014-15, 2015-16)

**POINTS IN STANDINGS ON ROAD**

32 (2015-16)

**GAME — MOST****GOALS**

11 vs. Peoria Rivermen  
(Dec. 30, 2005)

**ASSISTS**

17 (three times)  
most recent: at Peoria Rivermen (Nov. 4, 2006)

**POINTS**

28 vs. Peoria Rivermen  
(Dec. 30, 2005)

**GOALS AT HOME**

11 vs. Peoria Rivermen  
(Dec. 30, 2005)

**GOALS ON ROAD**

10 (twice)  
most recent: at Iowa Stars (Dec. 15, 2007)

**GOALS AGAINST**

13 at Las Vegas Thunder  
(March 15, 1996)

**GOALS AGAINST AT HOME**

10 vs. Grand Rapids Griffins  
(Nov. 27, 2010)

**GOALS AGAINST ON ROAD**

13 at Las Vegas Thunder  
(March 15, 1996)

**GOALS, BOTH TEAMS**

19 at Las Vegas Thunder (Chicago 6, Las Vegas 13)  
(March 15, 1996)

**PENALTY MINUTES**

123 at Peoria Rivermen  
(Oct. 9, 1994)

**PENALTY MINUTES AGAINST**

144 vs. Cleveland Barons  
(Jan. 12, 2002)

**PENALTY MINUTES, BOTH TEAMS**

198 vs. Cleveland Barons  
(Jan. 12, 2002)

**PENALTIES**

27 vs. Rockford IceHogs  
(April 12, 2008)

**PENALTIES, BOTH TEAMS**

49 vs. Rockford IceHogs (Chicago 27, Rockford 22)  
(April 12, 2008)

**POWER-PLAY GOALS**

8 vs. Kansas City Blades  
(March 24, 1996)

**POWER-PLAY GOALS AGAINST**

5 (four times)  
most recent: at Texas Stars (Nov. 16, 2010)

**POWER-PLAY ATTEMPTS**

17 at Cleveland Lumberjacks  
(Oct. 21, 1995)

**GAME — MOST (CONTINUED)****SHORT-HANDED GOALS**

2 (16 times)  
most recent: vs. Lake Erie Monsters (April 7, 2015)

**SHORT-HANDED GOALS AGAINST**

3 (three times)  
most recent: at Lake Erie (Feb. 11, 2016)

**PENALTY KILL ATTEMPTS**

14 (twice)  
most recent: at Iowa Stars (Dec. 16, 2005)

**SHOTS**

60 vs. San Antonio Rampage (Dec. 2, 2006)

**SHOTS AGAINST**

58 at Rockford IceHogs (April 12, 2013)

**SHOOTOUT ROUNDS**

13 (two times)  
most recent: at Fort Wayne Komets (Nov. 9, 1996)

**DECISIVE WIN**

8 goals (four times)  
most recent: 10-2 at Iowa Stars (Dec. 15, 2007)

**DECISIVE WIN AT HOME**

8 goals (twice)  
most recent: 9-1 vs. Omaha Ak-Sar-Ben Knights  
(Dec. 15, 2006)

**DECISIVE WIN ON ROAD**

8 goals (twice)  
most recent: 10-2 at Iowa Stars (Dec. 15, 2007)

**DECISIVE SHUTOUT WIN**

8 goals (twice)  
most recent: 8-0 at Houston Aeros (Feb. 18, 2007)

**DECISIVE LOSS**

7 goals (eight times)  
most recent: 8-1 at Milwaukee Admirals (April 9, 2010)

**DECISIVE LOSS AT HOME**

7 goals vs. Detroit Vipers (8-1, Feb. 15, 1997)

**DECISIVE LOSS ON ROAD**

7 goals (seven times)  
most recent: 8-1 at Milwaukee Admirals (April 9, 2010)

**DECISIVE SHUTOUT LOSS**

7 goals at Fort Wayne Komets (7-0, April 2, 1995)

**GAME — FEWEST****PENALTY MINUTES**

0 (four times)  
most recent: at Hamilton Bulldogs (April 2, 2015)

**PENALTY MINUTES AGAINST**

0 vs. Oklahoma City Barons (Feb. 13, 2015)

**PENALTY MINUTES, BOTH TEAMS**

2 (six times)  
most recent: at Hamilton Bulldogs (April 2, 2015)

**GAME — FEWEST (CONTINUED)****SHOTS**

13 vs. Abbotsford Heat (Oct. 20, 2010)

**SHOTS AGAINST**

15 (seven times)

most recent: vs. Charlotte Checkers (Oct. 11, 2014)

**GAME — FASTEST****OPENING GOAL**

0:09 (twice)

most recent: Tim Miller vs. Peoria Rivermen  
(March 11, 2011)

**OPENING GOAL AGAINST**

0:15, Greg Pankewicz vs. Manitoba Moose  
(Jan. 7, 1998)

**OPENING GOAL, PERIOD**

0:07, Steve Maltais, second period vs. Utah Grizzlies  
(Oct. 6, 2001)

**TIME BETWEEN TWO GOALS**

0:06, Joe Motzko, Colin Stuart vs. Rockford IceHogs  
(Dec. 6, 2008)

**TIME BETWEEN TWO GOALS AGAINST**

0:07 (twice)  
most recent: Mikko Koivu, Marius Holtet vs. Houston Aeros  
(Feb. 12, 2005)

**THREE GOALS FOR**

1:02, Steve Maltais, Dan Currie, Tim Breslin  
vs. Kansas City Blades (Oct. 24, 1996)

**THREE GOALS AGAINST**

1:01, Manny Malhotra, Nick Moutrey, Trent Vogelhuber at  
Lake Erie Monsters (Feb. 11, 2016)

**PERIOD — MOST****GOALS**

6 (four times)

most recent: first period vs. Houston Aeros  
(Feb. 20, 2010)

**GOALS AGAINST**

7, second period vs. Grand Rapids Griffins  
(Nov. 27, 2010)

**GOALS, BOTH TEAMS**

10, second period vs. Grand Rapids Griffins  
(Nov. 27, 2010)

**PENALTY MINUTES**

91, third period vs. Rockford IceHogs (April 12, 2008)

**PENALTY MINUTES AGAINST**

112, third period vs. Cleveland Barons (Jan. 12, 2002)

**PERIOD — MOST (CONTINUED)****PENALTY MINUTES, BOTH TEAMS**

160, third period vs. Rockford IceHogs  
(April 12, 2008)

**POWER-PLAY GOALS**

4 (twice)

most recent: second period vs. Peoria Rivermen  
(Dec. 30, 2006)

**POWER-PLAY GOALS AGAINST**

5, second period at Texas Stars (Nov. 16, 2010)

**SHORT-HANDED GOALS**

2 (six times)

most recent: third period vs. Lake Erie Monsters  
(April 7, 2015)

**SHORT-HANDED GOALS AGAINST**

3, third period at Lake Erie Monsters (Feb. 11, 2016)

**SHOTS**

27, second period at Manitoba Moose (Dec. 19, 1997)

**SHOTS AGAINST**

29, second period vs. Kansas City Blades  
(March 24, 1996)

**PERIOD — FEWEST****SHOTS**

0 (three times)

most recent: third period vs. Manitoba Moose  
(March 12, 2005)

**SHOTS AGAINST**

0, third period at Peoria Rivermen (Nov. 18, 2005)



**WOLVES CAREER****GOALS**

454 Steve Maltais

**ASSISTS**

497 Steve Maltais

**POINTS**

951 Steve Maltais

**PENALTY MINUTES**

1,061 Steve Maltais

**HAT TRICKS**

18 Steve Maltais

**POWER-PLAY GOALS**

195 Steve Maltais

**SHORT-HANDED GOALS**

21 Derek MacKenzie

**GAME-WINNING GOALS**

67 Steve Maltais

**STREAKS****GOALS**

9 games (13 goals)

Brett Sterling (Dec. 12-29, 2006)

**ASSISTS**

14 games (23 assists)

Darren Haydar (Nov. 4 to Dec. 8, 2006)

**POINTS**

39 games (24-55-79)

Darren Haydar (Oct. 7, 2006 to Jan. 6, 2007)

**CONSECUTIVE STARTS BY A GOALTENDER**

18 Jordan Binnington (Jan. 17 to March 1, 2015)

**LONGEST SHUTOUT STREAK BY A****GOALTENDER (MINUTES)**

173:57 Matt Climie (Jan. 11-16, 2013)

**WINNING STREAK BY A GOALTENDER**

16 Wendell Young (Nov. 15, 1997 to Jan. 7, 1998)

**SEASON — MOST****GOALS**

60 Steve Maltais (1996-97)

**ASSISTS**

91 Rob Brown (1995-96)

**POINTS**

143 Rob Brown (1995-96)

**PENALTY MINUTES**

390 Kevin MacDonald (1994-95)

**HAT TRICKS**

5 Steve Maltais (1995-96)

**SEASON — MOST (CONTINUED)****GOALS, CENTER**

39 Jason Krog (2007-08)

**GOALS, LEFT WING**

60 Steve Maltais (1996-97)

**GOALS, RIGHT WING**

52 Rob Brown (1995-96)

**GOALS, DEFENSEMAN**

21 Joel Kwiatkowski (2007-08)

**GOALS, ROOKIE**

55 Brett Sterling (2006-07)

**ASSISTS, CENTER**

73 Jason Krog (2007-08)

**ASSISTS, LEFT WING**

66 Steve Maltais (1995-96)

**ASSISTS, RIGHT WING**

91 Rob Brown (1995-96)

**ASSISTS, DEFENSEMAN**

55 Tom Tilley (1998-99)

**ASSISTS, ROOKIE**

55 Brian Wiseman (1994-95)

**POINTS, CENTER**

112 Jason Krog (2007-08)

**POINTS, LEFT WING**

122 Steve Maltais (1995-96)

**POINTS, RIGHT WING**

143 Rob Brown (1995-96)

**POINTS, DEFENSEMAN**

60 Tom Tilley (1998-99)

**POINTS, GOALTENDER**

4 (twice)

Wendell Young (1995-96), Matt Climie (2011-12)

**POINTS, ROOKIE**

97 Brett Sterling (2006-07)

**GOALS VS. ONE TEAM**

10 (four times)

Steve Maltais vs. Cleveland Barons (1994-95)

Chris Marinucci vs. Utah Grizzlies (1999-2000)

Brett Sterling vs. Peoria Rivermen (2007-08)

Joe Motzko vs. Rockford IceHogs (2008-09)

**ASSISTS VS. ONE TEAM**

17 Darren Haydar vs. Iowa Stars (2006-07)

**POINTS VS. ONE TEAM**

23 Darren Haydar vs. Iowa Stars (2006-07)

**PENALTY MINUTES, CENTER**

194 (twice)

Danny Lacroix (1999-2000)

Andre Deveaux (2010-11)

**PENALTY MINUTES, LEFT WING**

267 Kip Brennan (2004-05)

**PENALTY MINUTES, RIGHT WING**

249 Billy Tibbetts (2005-06)

**PENALTY MINUTES, DEFENSEMAN**

390 Kevin MacDonald (1994-95)

**SEASON — MOST (CONTINUED)****PENALTY MINUTES, GOALTENDER**

66 Wendell Young (1999-2000)

**PENALTY MINUTES, ROOKIE**

257 Garnet Exelby (2001-02)

**MINOR PENALTIES**

68 Karl Stewart (2004-05)

**MAJOR PENALTIES**

32 Kevin MacDonald (1994-95)

**MISCONDUCTS**

7 Billy Tibbetts (2005-06)

**GAME MISCONDUCTS**

5 Kevin MacDonald (1994-95)

**GROSS MISCONDUCTS**

2 Wendell Young (1997-98)

**MATCH PENALTIES**

1 (14 times)

most recent: Andrew Agozzino (Feb. 12, 2017)

**POWER-PLAY GOALS**

27 (twice)

Steve Maltais (1995-96, 1996-97)

**SHORT-HANDED GOALS**

7 Ben Simon (2002-03)

**OVERTIME GOALS**

4 (twice)

Brett Sterling (2007-08)

Danny Kristo (2015-16)

**GAME-WINNING GOALS**

10 (four times)

Chris Marinucci (1998-99)

Brett Sterling (2007-08)

Mark Mancari (2011-12)

Shane Harper (2014-15)

**SHOTS**

415 Steve Maltais (1995-96)

**PLUS/MINUS RATING**

+47 Arturs Kulda (2009-10)

**WINS BY A GOALTENDER**

38 Kari Lehtonen (2004-05)

**SHUTOUTS**

7 Jake Allen (2013-14)

**GAME — MOST****GOALS**

4 (four times)

Dan Currie vs. Los Angeles Ice Dogs (Dec. 29, 1995)

Dan Currie vs. Kansas City Blades (March 24, 1996)

Nigel Dawes vs. Toronto Marlies (Jan. 5, 2011)

Kenny Agostino at Iowa Wild (Dec. 31, 2016)

**ASSISTS**

6 Rob Brown vs. Kansas City Blades (March 24, 1996)

**GAME — MOST (CONTINUED)****POINTS**8 Rob Brown (2G, 6A) vs. Kansas City Blades  
(March 24, 1996)**PENALTY MINUTES**

47 Billy Tibbetts at Milwaukee Admirals (April 14, 2006)

**PENALTIES**

8 Chris LiPuma

(5 minor penalties, 3 10-min. misconducts)

vs. Orlando Solar Bears (Feb. 14, 1999)

**MINOR PENALTIES**

5 (four times)

most recent: Cody Beach vs. Rochester Americans

(Feb. 28, 2014)

**MAJOR PENALTIES**

3 Marc Potvin at Long Beach Ice Dogs (Oct. 5, 1997)

**POWER PLAY GOALS**

4 Dan Currie vs. Kansas City Blades (March 24, 1996)

**SHORT-HANDED GOALS**

2 (three times)

Niklas Andersson vs. Detroit Vipers (Dec. 22, 2000)

Dan Snyder vs. Cincinnati Mighty Ducks (Dec. 13, 2002)

Jeremy Welsh at Milwaukee Admirals (March 27, 2015)

**PLUS/MINUS RATING**

+6 Arturs Kulda vs. Abbotsford Heat (Oct. 24, 2010)

**SAVES**

51 Ray LeBlanc at Milwaukee Admirals (Feb. 10, 1995)

**GOALS AGAINST**

4 (six times)

most recent: Patrick Rissmiller, Lake Erie Monsters

(Dec. 3, 2010)

**ASSISTS AGAINST**

5 (five times)

most recent: Brandon Pirri, Rockford IceHogs

(April 12, 2013)

**POINTS AGAINST**

7 (twice)

John Cullen (2G, 5A), Cleveland Lumberjacks

(Nov. 7, 1999)

Tomas Tatar (2G, 5A), Grand Rapids Griffins

(Nov. 27, 2010)

**PERIOD — MOST****GOALS**

3 (nine times)

most recent: Brett Sterling,

third period vs. Lake Erie Monsters (March 29, 2013)

**ASSISTS**

4 Darren Haydar, second period at Iowa Stars

(Dec. 12, 2006)

**PERIOD — MOST (CONTINUED)****POINTS**

4 (six times)

most recent: Jason Krog (2G, 2A),

second period vs. Peoria Rivermen (Dec. 19, 2007)

**PENALTY MINUTES**

37 Francis Lessard, third period vs. Houston Aeros

(April 15, 2006)

**PENALTIES**

6 (twice)

Scott Pearson, third period at Long Beach Ice Dogs

(Oct. 5, 1997)

Mark Potvin, first period vs. Cleveland Lumberjacks

(Feb. 28, 1998)

**MINOR PENALTIES**

4 (twice)

Steve Gosselin, second period vs. San Francisco Spiders

(Oct. 25, 1995)

Joel Edmundson, second period at Rockford IceHogs

(Nov. 30, 2013)

**SAVES**

27 Wendell Young, second period vs. Kansas City Blades

(March 24, 1996)

**GOALS AGAINST**

3 (five times)

most recent: Austin Watson, second period

vs. Milwaukee Admirals (April 12, 2014)

**ASSISTS AGAINST**

4 Patrice Lefebvre, first period at Las Vegas Thunder

(March 15, 1996)

**POINTS AGAINST**

4 (four times)

Patrice Lefebvre (4A) and Ken Quinney (2G, 2A),

first period at Las Vegas Thunder (March 15, 1996)

Tomas Tatar (G, 3A), second period

vs. Grand Rapids Griffins (Nov. 27, 2010)

Matthew Ford (G, 3A), first period

vs. Oklahoma City Barons (April 11, 2015)

**STREAKS****WINS**

6 (twice)

vs. Houston Aeros and Grand Rapids Griffins  
(May 16-28, 2000)vs. Houston Aeros and Cincinnati Mighty Ducks  
(April 23 to May 9, 2005)**WINS AT HOME**10 vs. Syracuse Crunch, Houston Aeros,  
Bridgeport Sound Tigers and Hershey Bears  
(April 29, 2002, to April 13, 2003)**WINS ON ROAD**5 at Long Beach Ice Dogs and Houston Aeros  
(May 1-23, 2000)**LOSSES**

4 (four times)

most recent: vs. Toronto Marlies  
(May 9-16, 2014)**LOSSES AT HOME**

3 vs. Las Vegas Thunder (May 8 to 12, 1996)

**LOSSES ON ROAD**3 at Rochester Americans and Toronto Marlies  
(April 26 to May 16, 2014)**POSTSEASON — MOST****WINS**

17 (2002)

**WINS AT HOME**

12 (2002)

**WINS ON ROAD**

7 (2000)

**LOSSES**

8 (twice)

(2002, 2008)

**LOSSES AT HOME**

4 (eight times)

(1996, 2000, 2003, 2005, 2007, 2010, 2014, 2017)

**LOSSES ON ROAD**

6 (twice)

(2002, 2008)

**GOALS**

80 (2008)

**ASSISTS**

135 (2008)

**PENALTY MINUTES**

491 (2002)

**GOALS AGAINST**

63 (1998)

**POWER-PLAY GOALS**

34 (2008)

**POSTSEASON — MOST (CONTINUED)****SHORT-HANDED GOALS**

4 (twice)

(2000, 2008)

**SHUTOUTS**

3 (2010)

**GAMES PLAYED**

25 (2002)

**SERIES — MOST****GOALS, 3-GAME SERIES**

8 vs. Cincinnati Mighty Ducks

(2002 Western Conference Qualifying Series)

**GOALS, 5-GAME SERIES**

16 (twice)

vs. Hershey Bears

(2003 Western Conference Quarterfinal)

vs. Rochester Americans

(2014 Western Conference Quarterfinal)

**GOALS, 7-GAME SERIES**

28 vs. Iowa Stars (2007 West Division Final)

**GOALS, BOTH TEAMS, 3-GAME SERIES**

15 vs. Cincinnati Mighty Ducks

(2002 Western Conference Qualifying Series)

**GOALS, BOTH TEAMS, 5-GAME SERIES**

31 vs. Rochester Americans

(2014 Western Conference Quarterfinal)

**GOALS, BOTH TEAMS, 7-GAME SERIES**

48 vs. Texas Stars (2010 West Division Final)

**PENALTIES**

79 vs. Milwaukee Admirals (2004 West Division Final)

**PENALTIES AGAINST**

65 vs. Houston Aeros (2005 West Division Semifinal)

**PENALTIES, BOTH TEAMS**

127 vs. Milwaukee Admirals (2004 West Division Final)

**PENALTY MINUTES**

279 vs. Milwaukee Admirals (2004 West Division Final)

**PENALTY MINUTES AGAINST**

185 vs. Houston Aeros (2005 West Division Semifinal)

**PENALTY MINUTES, BOTH TEAMS**

433 vs. Milwaukee Admirals (2004 West Division Final)

**POWER-PLAY GOALS**

13 vs. Rockford IceHogs (2008 West Division Final)

**POWER-PLAY GOALS AGAINST**

11 vs. Wilkes-Barre/Scranton Penguins

(2008 Calder Cup Final)

**POWER-PLAY GOALS, BOTH TEAMS**

20 vs. Rockford IceHogs (2008 West Division Final)

**SERIES — MOST (CONTINUED)****SHORT-HANDED GOALS**

2 (four times)

most recent: vs. Rochester Americans  
(2014 Western Conference Quarterfinal)**SHORT-HANDED GOALS AGAINST**

3 vs. Las Vegas Thunder

(1996 Eastern Conference Semifinal)

**SHUTOUTS**

2 (twice)

most recent: Peter Mannino vs. Milwaukee Admirals  
(2010 West Division Semifinal)**SHUTOUTS AGAINST**

2 J.F. Labbe vs. Syracuse Crunch

(2002 Western Conference Semifinal)

**GAME — MOST****GOALS**

8 vs. Grand Rapids Griffins (April 23, 2004)

**GOALS AT HOME**

8 vs. Grand Rapids Griffins (April 23, 2004)

**GOALS ON ROAD**

7 at Long Beach Ice Dogs (May 26, 1998)

**GOALS AGAINST**

9 vs. Kalamazoo Wings (April 22, 1995)

**GOALS AGAINST AT HOME**

9 vs. Kalamazoo Wings (April 22, 1995)

**GOALS AGAINST ON ROAD**

7 at Orlando Solar Bears (May 19, 2001)

**GOALS, BOTH TEAMS**

14 vs. Kalamazoo Wings (April 22, 1995)

**PENALTY MINUTES**

112 vs. Milwaukee Admirals (May 7, 2004)

**PENALTY MINUTES AGAINST**

85 vs. Milwaukee Admirals (May 7, 2004)

**PENALTY MINUTES, BOTH TEAMS**

197 vs. Milwaukee Admirals (May 7, 2004)

**PENALTIES**

27 (twice)

vs. Milwaukee Admirals (May 8, 2004)

vs. Manitoba Moose (May 21, 2005)

**PENALTIES AGAINST**

24 vs. Manitoba Moose (May 21, 2005)

**PENALTIES, BOTH TEAMS**

51 vs. Manitoba Moose (May 21, 2005)

**POWER-PLAY GOALS**

4 (four times)

most recent: vs. Toronto Marlies (May 20, 2008)

**POWER-PLAY GOALS AGAINST**

4 (four times)

most recent: at Milwaukee Admirals (April 17, 2010)

**GAME — MOST (CONTINUED)****POWER-PLAY GOALS, BOTH TEAMS**

6 (twice)

vs. Iowa Stars (May 4, 2007)

vs. Rockford IceHogs (May 11, 2008)

**SHOTS**

51 at Houston Aeros (May 11, 2002)

**SHOTS AGAINST**

61 at Houston Aeros (May 11, 2002)

**SHOTS, BOTH TEAMS**

112 at Houston Aeros (May 11, 2002)

**DECISIVE WIN**

7 (twice)

7-0 vs. Houston Aeros (May 19, 2002)

7-0 vs. Iowa Stars (May 4, 2007)

**DECISIVE WIN AT HOME**

7 (twice)

7-0 vs. Houston Aeros (May 19, 2002)

7-0 vs. Iowa Stars (May 4, 2007)

**DECISIVE WIN ON ROAD**

6 at Hershey Bears (6-0, April 20, 2003)

**DECISIVE LOSS**

6 (twice)

6-0 at Syracuse Crunch (May 5, 2002)

6-0 at Milwaukee Admirals (April 17, 2010)

**DECISIVE LOSS AT HOME**

5 (three times)

most recent: 7-2 vs. Rochester Americans

(May 2, 2014)

**DECISIVE LOSS ON ROAD**

6 (twice)

6-0 at Syracuse Crunch (May 5, 2002)

6-0 at Milwaukee Admirals (April 17, 2010)

**LONGEST GAME**

95:54 vs. Milwaukee Admirals (May 14, 2004)

**LONGEST OVERTIME WIN**

34:00, Dan Snyder at Houston Aeros (May 11, 2002)

**LONGEST OVERTIME LOSS**

35:54, Mathieu Darche vs. Milwaukee Admirals

(May 14, 2004)

**FASTEST OVERTIME WIN**

0:58, Derek MacKenzie (SH) at Grand Rapids

(April 16, 2004)

**FASTEST OVERTIME LOSS**

1:11, Greg Hawgood vs. Las Vegas Thunder

(May 10, 1996)

**FASTEST OPENING GOAL**

0:25, Jason Krog vs. Toronto Marlies (May 18, 2008)

**FASTEST OPENING GOAL, AGAINST**

0:08, Loui Eriksson, Iowa Stars (May 10, 2007)

**PERIOD — MOST****GOALS**

5, second period vs. Wilkes-Barre/Scranton Penguins  
(June 4, 2008)

**GOALS AGAINST**

5, third period vs. Kalamazoo Wings (April 22, 1995)

**GOALS, BOTH TEAMS**

6, third period at Milwaukee Admirals (May 9, 1998)

**PENALTY MINUTES**

94, third period at Milwaukee Admirals (May 7, 2004)

**PENALTY MINUTES AGAINST**

71, third period at Milwaukee Admirals (May 7, 2004)

**PENALTY MINUTES, BOTH TEAMS**

165, third period at Milwaukee Admirals (May 7, 2004)

**POWER-PLAY GOALS**

4, second period at Rockford IceHogs (May 11, 2008)

**POWER-PLAY GOALS AGAINST**

3, second period at Iowa Stars (May 10, 2007)

**SHOTS**

20 (four times)

most recent: second period at Texas Stars  
(May 7, 2010)

**SHOTS AGAINST**

25, first period at Las Vegas Thunder (May 3, 1996)

**PERIOD — FEWEST****SHOTS**

2 (twice)

first period at Iowa Stars (May 6, 2007)

third period at Hamilton Bulldogs (May 25, 2007)

**SHOTS AGAINST**

2 (four times)

most recent: second period at Texas Stars  
(May 7, 2010)

**WOLVES PLAYOFF CAREER****GOALS**

63 Steve Maltais

**ASSISTS**

65 Steve Maltais

**POINTS**

128 Steve Maltais

**PENALTY MINUTES**

128 Scott Pearson

**HAT TRICKS**

2 (three times)

Jason Krog, Steve Larouche, Steve Maltais

**POSTSEASON — MOST****GOALS**

12 (five times)

most recent: Jason Krog and Darren Haydar (2008)

**ASSISTS**

26 (twice)

Rob Brown (2002)

Jason Krog (2008)

**POINTS**

38 Jason Krog (2008)

**PENALTY MINUTES**

105 Kip Brennan (2005)

**GOALS, CENTER**

12 (twice)

Steve Larouche (2001)

Jason Krog (2008)

**GOALS, LEFT WING**

12 (twice)

Scott Pearson (1998)

Steve Maltais (2002)

**GOALS, RIGHT WING**

12 Darren Haydar (2008)

**GOALS, DEFENSEMAN**

10 Joel Kwiatkowski (2008)

**GOALS, ROOKIE**

8 Bryan Little (2008)

**HAT TRICKS**

2 (twice)

Steve Maltais (2002)

Jason Krog (2008)

**POWER-PLAY GOALS**

10 Darren Haydar (2008)

**SHORT-HANDED GOALS**

2 (twice)

Chris Marinucci (1998)

Niklas Andersson (2000)

**POSTSEASON — MOST (CONTINUED)****GAME-WINNING GOALS**

5 (three times)

most recent: Jason Krog (2008)

**PLUS/MINUS RATING**

+13 (three times)

Rob Brown (2002)

Jason Krog (2008)

Joel Kwiatkowski (2008)

**SHUTOUTS**

2 (six times)

most recent: Peter Mannino (2010)

**MINUTES PLAYED, GOALTENDER**

1,438:04 Ondrej Pavelec (2008)

**STREAKS****GOALS**

7 games (7 goals)

Joel Kwiatkowski (May 18 to June 4, 2008)

**ASSISTS**

11 games (15 assists)

Darren Haydar (May 9 to June 4, 2008)

**POINTS**

13 games (23 points)

Jason Krog (May 7 to June 6, 2008)

**SERIES — MOST****GOALS**

7 Steve Larouche vs. Manitoba Moose

(2001 Western Conference Final)

**ASSISTS**

10 Darren Haydar vs. Iowa Stars

(2007 West Division Final)

**POINTS**

13 Darren Haydar vs. Iowa Stars

(2007 West Division Final)

**PENALTY MINUTES**

46 Scott Pearson vs. Houston Aeros

(1999 Western Conference Final)

**POWER-PLAY GOALS**

4 (three times)

Steve Larouche vs. Manitoba Moose

(2001 Western Conference Final)

Joel Kwiatkowski vs. Toronto Marlies

(2008 Western Conference Final)

Anthony Stewart vs. Texas Stars

(2010 West Division Final)



**SERIES — MOST (CONTINUED)****SHORT-HANDED GOALS**

2 Niklas Andersson vs. Long Beach Ice Dogs  
(2000 Western Conference Semifinal)

**GAME-WINNING GOALS**

3 (twice)  
Steve Larouche vs. Manitoba Moose  
(2001 Western Conference Final)  
Dan Snyder vs. Syracuse Crunch  
(2002 Western Conference Semifinal)

**SHUTOUTS**

2 (twice)  
Richard Shulmistra vs. Manitoba Moose  
(2001 Western Conference Final)  
Peter Mannino vs. Milwaukee Admirals  
(2010 West Division Semifinal)

**GOALS AGAINST**

5 (five times)  
most recent: Jamie Benn, Texas Stars  
(2010 West Division Final)

**ASSISTS AGAINST**

8 Martin St. Pierre, Rockford IceHogs  
(2008 West Division Final)

**POINTS AGAINST**

9 (three times)  
most recent: Jon Matsumoto, San Antonio Rampage  
(2012 Western Conference Quarterfinal)

**PENALTY MINUTES AGAINST**

39 Dennis Maxwell, San Antonio Dragons  
(1997 Western Conference Quarterfinal)

**POWER-PLAY GOALS AGAINST**

3 (three times)  
most recent: Joel Lundqvist, Iowa Stars  
(2007 West Division Final)

**SHORT-HANDED GOALS AGAINST**

2 (twice)  
Patrice Lefebvre, Las Vegas Thunder  
(1996 Western Conference Semifinal)  
Ben Simon, Orlando Solar Bears  
(2001 Turner Cup Final)

**SHUTOUTS AGAINST**

2 J.F. Labbe, Syracuse Crunch  
(2002 Western Conference Semifinal)

**GAME — MOST****GOALS**

4 Steve Larouche vs. Milwaukee Admirals  
(April 27, 2001)

**ASSISTS**

4 (three times)  
most recent: Darren Haydar vs. Iowa Stars  
(May 4, 2007)

**POINTS**

4 (nine times)  
most recent: Jason Krog vs. Wilkes-Barre/Scranton  
Penguins (June 10, 2008)

**PENALTY MINUTES**

27 Dallas Eakins vs. Grand Rapids Griffins  
(April 19, 2002)

**SAVES**

58 Pasi Nurminen vs. Houston Aeros (May 11, 2002)

**GOALS AGAINST**

3 (four times)  
most recent: Jamie Benn, Texas Stars  
(May 7, 2010)

**POINTS AGAINST**

5 Jamie Benn (3G, 2A), Texas Stars  
(May 7, 2010)

**PENALTY MINUTES AGAINST**

39 Dennis Maxwell, San Antonio Dragons  
(April 18, 1997)

**SAVES AGAINST**

48 (twice)  
Stephane Beauregard, San Francisco Spiders  
(April 28, 1996)  
Antero Nittymaki, Philadelphia Phantoms  
(June 4, 2005)

## ALL-TIME POSTSEASON HISTORY (128-96)

### 1994-95

- Eastern Conference Quarterfinal, lost to Kalamazoo Wings, 0-3

### 1995-96

- Western Conference Quarterfinal, defeated San Francisco Spiders, 3-1
- Western Conference Semifinal, lost to Las Vegas Thunder, 1-4

### 1996-97

- Western Conference Quarterfinal, lost to San Antonio Dragons, 1-3

### 1997-98

- Western Conference Quarterfinal, defeated Manitoba Moose, 3-0
- Western Conference Semifinal, defeated Milwaukee Admirals, 4-2
- Western Conference Final, defeated Long Beach Ice Dogs, 4-2
- Turner Cup Final, defeated Detroit Vipers, 4-3

### 1998-99

- Western Conference Quarterfinal, received first-round bye
- Western Conference Semifinal, defeated Manitoba Moose, 3-0
- Western Conference Final, lost to Houston Aeros, 3-4

### 1999-2000

- Western Conference Quarterfinal, received first-round bye
- Western Conference Semifinal, defeated Long Beach Ice Dogs, 4-0
- Western Conference Final, defeated Houston Aeros, 4-2
- Turner Cup Final, defeated Grand Rapids Griffins, 4-2

### 2000-01

- Western Conference Quarterfinal, received first-round bye
- Western Conference Semifinal, defeated Milwaukee Admirals, 4-1
- Western Conference Final, defeated Manitoba Moose, 4-2
- Turner Cup Final, lost to Orlando Solar Bears, 1-4

### 2001-02

- Western Conference Qualifying Series, defeated Cincinnati Mighty Ducks, 2-1
- Western Conference Quarterfinal, defeated Grand Rapids Griffins, 3-2
- Western Conference Semifinal, defeated Syracuse Crunch, 4-3
- Western Conference Final, defeated Houston Aeros, 4-1
- Calder Cup Final, defeated Bridgeport Sound Tigers, 4-1

### 2002-03

- Western Conference Quarterfinal, defeated Hershey Bears, 3-2
- Western Conference Semifinal, lost to Grand Rapids Griffins, 0-4

### 2003-04

- West Division Semifinal, defeated Grand Rapids Griffins, 4-0
- West Division Final, lost to Milwaukee Admirals, 2-4

### 2004-05

- West Division Semifinal, defeated Houston Aeros, 4-1
- West Division Final, defeated Cincinnati Mighty Ducks, 4-1
- Western Conference Final, defeated Manitoba Moose, 4-0
- Calder Cup Final, lost to Philadelphia Phantoms, 0-4

### 2006-07

- West Division Semifinal, defeated Milwaukee Admirals, 4-0
- West Division Final, defeated Iowa Stars, 4-2
- Western Conference Final, lost to Hamilton Bulldogs, 1-4

### 2007-08

- West Division Semifinal, defeated Milwaukee Admirals, 4-2
- West Division Final, defeated Rockford IceHogs, 4-3
- Western Conference Final, defeated Toronto Marlies, 4-1
- Calder Cup Final, defeated Wilkes-Barre/Scranton Penguins, 4-2

**2009-10**

- West Division Semifinal, defeated Milwaukee Admirals, 4-3
- West Division Final, lost to Texas Stars, 3-4

**2011-12**

- Western Conference Quarterfinal, lost to San Antonio Rampage, 2-3

**2013-14**

- Western Conference Quarterfinal, defeated Rochester Americans, 3-2
- Western Conference Semifinal, lost to Toronto Marlies, 0-4

**2014-15**

- Western Conference Quarterfinal, lost to Utica Comets, 2-3

**2016-17**

- Central Division Semifinal, defeated Charlotte Checkers, 3-2
- Central Division Final, lost to Grand Rapids Griffins, 1-4



The Chicago Wolves 2017 playoff run ended at the hands of the Grand Rapids Griffins, the eventual Calder Cup champions. Chicago fell to Grand Rapids in Game 5 of the Central Division Finals.

SEASON	GP	W	L	T	OTL	SOL	PTS	W%	FINISH	POSTSEASON
1994-95	81	34	33	0	0	14	82	.506	3rd Northern Division	Lost Eastern Conference Quarterfinal (0-3)
1995-96	82	40	34	0	0	8	88	.537	2nd Midwest Division	Lost Western Conference Semifinal (4-5)
1996-97	82	40	36	0	0	6	86	.524	3rd Midwest Division	Lost Western Conference Quarterfinal (1-3)
1997-98	82	55	24	0	0	3	113	.689	1st Midwest Division	Won Turner Cup Final (15-7)
1998-99	82	49	21	0	0	12	110	.671	1st Midwest Division	Lost Western Conference Final (6-4)
1999-2000	82	53	21	0	0	8	114	.695	1st League	Won Turner Cup Final (12-4)
2000-01	82	43	32	0	2	5	93	.567	1st Western Conference	Lost Turner Cup Final (9-7)
2001-02	80	37	31	7	5	0	86	.538	4th West Division	Won Calder Cup Final (17-8)
2002-03	80	43	25	8	4	0	98	.613	2nd West Division	Lost Western Conference Semifinal (3-6)
2003-04	80	42	26	9	3	0	96	.600	3rd West Division	Lost West Division Final (6-4)
2004-05	80	49	24	0	5	2	105	.656	1st West Division	Lost Calder Cup Final (12-6)
2005-06	80	36	32	0	4	8	84	.525	5th West Division	Did Not Qualify
2006-07	80	46	25	0	3	6	101	.631	2nd West Division	Lost Western Conference Final (9-6)
2007-08	80	53	22	0	2	3	111	.694	1st West Division	Won Calder Cup Final (16-8)
2008-09	80	38	37	0	3	2	81	.506	6th West Division	Did Not Qualify
2009-10	80	49	24	0	1	6	105	.656	1st West Division	Lost West Division Final (7-7)
2010-11	80	39	30	0	5	6	89	.556	6th West Division	Did Not Qualify
2011-12	76	42	27	0	4	3	91	.599	1st Midwest Division	Lost Western Conference Quarterfinal (2-3)
2012-13	76	37	30	0	5	4	83	.546	4th Midwest Division	Did Not Qualify
2013-14	76	45	21	0	5	5	100	.658	1st Midwest Division	Lost Western Conference Semifinal (3-6)
2014-15	76	40	29	0	6	1	87	.572	3rd Midwest Division	Lost Western Conference Quarterfinal (2-3)
2015-16	76	33	35	0	5	3	74	.487	6th Central Division	Did Not Qualify
2016-17	76	44	19	0	8	5	101	.664	1st Central Division	Lost Central Division Final (4-6)
<b>TOTALS</b>	<b>1,829</b>	<b>(987-638-24-70-110)</b>						<b>.595</b>		<b>18 Postseason Berths (128-96)</b>

## HOME

SEASON	GP	W	L	T	OTL	SOL	PTS	W%
1994-95	41	19	14	0	0	8	46	.561
1995-96	41	21	14	0	0	6	48	.585
1996-97	41	23	15	0	0	3	49	.597
1997-98	41	29	11	0	0	1	59	.720
1998-99	41	29	7	0	0	5	63	.768
1999-2000	41	26	10	0	0	5	57	.695
2000-01	41	21	16	0	1	3	46	.561
2001-02	40	19	14	4	3	0	45	.563
2002-03	40	28	8	2	2	0	60	.750
2003-04	40	26	10	3	1	0	56	.700
2004-05	40	28	7	0	4	1	61	.763
2005-06	40	20	17	0	2	1	43	.538
2006-07	40	19	17	0	1	3	42	.525
2007-08	40	29	9	0	1	1	60	.750
2008-09	40	23	15	0	0	2	48	.600
2009-10	40	29	8	0	0	3	61	.762
2010-11	40	19	15	0	1	5	44	.550
2011-12	38	21	14	0	1	2	45	.592
2012-13	38	20	12	0	2	4	46	.605
2013-14	38	25	8	0	3	2	55	.724
2014-15	38	19	15	0	3	1	42	.553
2015-16	38	20	16	0	1	1	42	.553
2016-17	38	27	7	0	3	1	58	.763
<b>TOTALS</b>	<b>915</b>	<b>(540-279-9-29-58)</b>					<b>.643</b>	

## ROAD

SEASON	GP	W	L	T	OTL	SOL	PTS	W%
1994-95	40	15	19	0	0	6	36	.450
1995-96	41	19	20	0	0	2	40	.488
1996-97	41	17	21	0	0	3	37	.451
1997-98	41	26	13	0	0	2	54	.659
1998-99	41	20	14	0	0	7	47	.573
1999-2000	41	27	11	0	0	3	57	.695
2000-01	41	22	16	0	1	2	47	.573
2001-02	40	18	17	3	2	0	41	.513
2002-03	40	15	17	6	2	0	38	.575
2003-04	40	16	16	6	2	0	40	.500
2004-05	40	21	17	0	1	1	44	.550
2005-06	40	16	15	0	2	7	41	.513
2006-07	40	27	8	0	2	3	59	.738
2007-08	40	24	13	0	1	2	51	.637
2008-09	40	15	22	0	3	0	33	.413
2009-10	40	20	16	0	1	3	44	.550
2010-11	40	20	15	0	4	1	45	.563
2011-12	38	21	13	0	3	1	46	.605
2012-13	38	17	18	0	3	0	37	.487
2013-14	38	20	13	0	2	3	45	.592
2014-15	38	21	14	0	3	0	45	.592
2015-16	38	13	19	0	4	2	32	.421
2016-17	38	17	12	0	5	4	43	.566
<b>TOTALS</b>	<b>914</b>	<b>(447-359-15-41-52)</b>					<b>.548</b>	

**POWER-PLAYS**

SEASON	G-OPP	PP%	RANK
1994-95	67-335	20.0%	(No. 5 of 18)
1995-96	93-478	19.5%	(6 of 19)
1996-97	69-403	17.1%	(T-11 of 19)
1997-98	90-476	18.9%	(T-3 of 18)
1998-99	76-441	17.2%	(7 of 16)
1999-2000	70-392	17.9%	(2 of 13)
2000-01	65-370	17.6%	(5 of 11)
2001-02	69-418	16.5%	(13 of 27)
2002-03	98-498	19.7%	(1 of 28)
2003-04	76-424	17.9%	(2 of 28)
2004-05	76-472	16.1%	(10 of 28)
2005-06	92-553	16.6%	(18 of 27)
2006-07	112-548	20.4%	(3 of 27)
2007-08	107-515	20.8%	(T-3 of 29)
2008-09	69-459	15.0%	(25 of 29)
2009-10	56-324	17.3%	(16 of 29)
2010-11	76-369	20.6%	(5 of 30)
2011-12	50-324	15.4%	(T-23 of 30)
2012-13	51-298	17.1%	(14 of 30)
2013-14	43-342	12.6%	(30 of 30)
2014-15	50-290	17.2%	(T-13 of 30)
2015-16	48-302	15.9%	(21 of 30)
2016-17	61-301	20.3%	(8 of 30)

**PENALTY KILLING**

SEASON	PK-OPP	PK%	RANK
1994-95	275-351	78.3%	(No. 15 of 18)
1995-96	414-513	80.7%	(15 of 19)
1996-97	317-402	78.8%	(17 of 19)
1997-98	346-418	82.8%	(10 of 18)
1998-99	381-453	84.1%	(T-5 of 16)
1999-2000	354-414	85.5%	(5 of 13)
2000-01	329-384	85.7%	(3 of 11)
2001-02	313-374	83.7%	(11 of 27)
2002-03	409-502	81.5%	(22 of 28)
2003-04	341-396	86.1%	(12 of 28)
2004-05	394-466	84.5%	(14 of 28)
2005-06	471-577	81.6%	(17 of 27)
2006-07	394-481	81.9%	(19 of 27)
2007-08	428-507	84.4%	(T-6 of 29)
2008-09	331-405	81.7%	(23 of 29)
2009-10	263-309	85.1%	(7 of 29)
2010-11	290-373	77.7%	(29 of 30)
2011-12	235-279	84.2%	(6 of 30)
2012-13	232-289	80.3%	(28 of 30)
2013-14	292-341	85.6%	(T-4 of 30)
2014-15	223-270	82.6%	(19 of 30)
2015-16	250-314	79.6%	(29 of 30)
2016-17	238-288	82.6%	(13 of 30)

**SHORT-HANDED GOALS**

	FOR	AGAINST
1994-95	6 (No. 16 of 18)	7 (No. 3 of 18)
1995-96	12 (T-13 of 19)	25 (19 of 19)
1996-97	6 (18 of 19)	15 (T-17 of 19)
1997-98	13 (T-4 of 18)	12 (T-12 of 18)
1998-99	16 (2 of 16)	6 (T-4 of 16)
1999-2000	13 (2 of 13)	10 (T-8 of 13)
2000-01	14 (2 of 11)	7 (2 of 11)
2001-02	14 (T-5 of 27)	15 (24 of 27)
2002-03	19 (1 of 28)	12 (T-17 of 28)
2003-04	8 (T-17 of 28)	9 (T-14 of 28)
2004-05	13 (T-5 of 28)	10 (T-17 of 28)
2005-06	22 (T-1 of 27)	14 (T-18 of 27)
2006-07	19 (T-3 of 27)	13 (T-15 of 27)
2007-08	19 (T-2 of 29)	6 (T-4 of 29)
2008-09	12 (T-7 of 29)	13 (25 of 29)
2009-10	14 (5 of 29)	7 (T-8 of 29)
2010-11	10 (T-9 of 30)	10 (T-19 of 30)
2011-12	11 (6 of 30)	5 (T-5 of 30)
2012-13	5 (T-27 of 30)	8 (T-12 of 30)
2013-14	12 (3 of 30)	6 (T-7 of 30)
2014-15	8 (T-8 of 30)	7 (T-14 of 30)
2015-16	4 (28 of 30)	8 (13 of 30)
2016-17	8 (T-13 of 30)	4 (T-2 of 30)

**TEAM PENALTY MINUTES**

1994-95	2,223 (No. 4 of 18)
1995-96	2,423 (2 of 19)
1996-97	1,508 (17 of 19)
1997-98	1,751 (14 of 18)
1998-99	2,044 (7 of 16)
1999-2000	1,695 (10 of 13)
2000-01	1,563 (8 of 11)
2001-02	1,695 (13 of 27)
2002-03	1,905 (5 of 28)
2003-04	1,658 (9 of 28)
2004-05	1,954 (11 of 28)
2005-06	2,013 (6 of 27)
2006-07	1,852 (6 of 27)
2007-08	1,859 (T-3 of 29)
2008-09	1,288 (24 of 29)
2009-10	1,112 (27 of 29)
2010-11	1,402 (15 of 30)
2011-12	1,065 (25 of 30)
2012-13	1,090 (22 of 30)
2013-14	1,026 (26 of 30)
2014-15	1,076 (24 of 30)
2015-16	1,230 (7 of 30)
2016-17	947 (21 of 30)

**SHUTOUTS**

	<b>FOR</b>	<b>AGAINST</b>
1994-95	1 (T-10 of 18)	2 (T-No. 9 of 18)
1995-96	1 (T-13 of 19)	2 (T-8 of 19)
1996-97	4 (T-6 of 19)	4 (T-10 of 19)
1997-98	3 (T-7 of 18)	2 (T-2 of 18)
1998-99	4 (T-4 of 16)	3 (T-7 of 16)
1999-2000	9 (T-1 of 13)	2 (2 of 13)
2000-01	8 (T-4 of 11)	2 (2 of 11)
2001-02	5 (T-12 of 27)	5 (T-15 of 27)
2002-03	3 (T-18 of 28)	3 (T-4 of 28)
2003-04	4 (T-22 of 28)	2 (2 of 28)
2004-05	6 (T-14 of 28)	2 (T-2 of 28)
2005-06	2 (T-22 of 27)	2 (T-3 of 27)
2006-07	4 (T-13 of 28)	2 (T-3 of 28)
2007-08	4 (T-14 of 28)	4 (T-11 of 28)
2008-09	5 (T-8 of 27)	3 (T-8 of 27)
2009-10	6 (T-6 of 29)	5 (T-15 of 29)
2010-11	1 (T-29 of 30)	2 (T-3 of 30)
2011-12	5 (T-8 of 30)	5 (T-20 of 30)
2012-13	7 (T-6 of 30)	5 (T-16 of 30)
2013-14	7 (T-5 of 30)	3 (T-8 of 30)
2014-15	5 (T-17 of 30)	8 (28 of 30)
2015-16	4 (T-13 of 30)	6 (T-18 of 30)
2016-17	4 (T-16 of 30)	1 (T-1 of 30)



Phoenix Copley posted the Chicago Wolves first shutout of the 2016-17 campaign on Nov. 19, 2016, as he turned aside 20 shots and Chicago piled up five goals. His only shutout of the season, it was also his seventh AHL career shutout.

**SHOTS FOR**

	SHOTS	AVERAGE
1994-95	2,446	30.20 (No. 14 of 18)
1995-96	2,531	30.87 (13 of 19)
1996-97	2,439	29.74 (15 of 19)
1997-98	2,727	33.26 (2 of 18)
1998-99	2,841	34.65 (1 of 16)
1999-2000	2,503	30.52 (4 of 13)
2000-01	2,602	31.73 (2 of 11)
2001-02	2,478	30.98 (13 of 27)
2002-03	2,531	31.64 (7 of 28)
2003-04	2,408	30.10 (T-15 of 28)
2004-05	2,461	30.76 (T-13 of 28)
2005-06	2,531	31.64 (10 of 27)
2006-07	2,648	33.10 (4 of 27)
2007-08	2,343	29.29 (20 of 29)
2008-09	2,449	30.61 (12 of 29)
2009-10	2,394	29.93 (15 of 29)
2010-11	2,427	30.34 (14 of 30)
2011-12	2,202	28.97 (27 of 30)
2012-13	2,218	29.18 (23 of 30)
2013-14	2,354	30.97 (11 of 30)
2014-15	2,300	30.26 (12 of 30)
2015-16	2,194	28.87 (25 of 30)
2016-17	2,226	29.29 (19 of 30)

**GOALS FOR**

	GOALS	AVERAGE
1994-95	261	3.22 (No. 17 of 18)
1995-96	288	3.51 (T-11 of 19)
1996-97	276	3.37 (T-7 of 19)
1997-98	301	3.67 (1 of 18)
1998-99	285	3.48 (2 of 16)
1999-2000	270	3.29 (1 of 13)
2000-01	287	3.26 (T-3 of 11)
2001-02	250	3.13 (4 of 27)
2002-03	276	3.45 (2 of 28)
2003-04	246	3.08 (2 of 28)
2004-05	245	3.06 (4 of 28)
2005-06	278	3.48 (5 of 27)
2006-07	331	4.14 (1 of 27)
2007-08	300	3.75 (1 of 29)
2008-09	226	2.83 (16 of 29)
2009-10	264	3.30 (4 of 29)
2010-11	260	3.25 (5 of 30)
2011-12	213	2.80 (T-14 of 30)
2012-13	204	2.68 (T-18 of 30)
2013-14	239	3.14 (6 of 30)
2014-15	210	2.76 (17 of 30)
2015-16	194	2.55 (T-27 of 30)
2016-17	251	3.30 (T-4 of 30)

**SHOTS AGAINST**

	SHOTS	AVERAGE
1994-95	2,806	34.64 (No. 16 of 18)
1995-96	2,948	35.95 (19 of 19)
1996-97	2,605	31.77 (11 of 19)
1997-98	2,361	28.79 (6 of 18)
1998-99	2,398	29.24 (6 of 16)
1999-2000	2,351	28.79 (6 of 13)
2000-01	2,544	31.02 (7 of 11)
2001-02	2,496	31.20 (16 of 27)
2002-03	2,446	30.58 (15 of 28)
2003-04	2,596	32.45 (22 of 28)
2004-05	2,579	32.24 (21 of 28)
2005-06	2,257	28.21 (3 of 27)
2006-07	2,341	29.26 (9 of 27)
2007-08	2,483	31.04 (21 of 29)
2008-09	2,299	28.74 (10 of 29)
2009-10	2,426	30.33 (16 of 29)
2010-11	2,392	29.90 (T-13 of 30)
2011-12	2,391	31.46 (22 of 30)
2012-13	2,341	30.80 (18 of 30)
2013-14	2,183	28.72 (7 of 30)
2014-15	2,123	27.93 (3 of 30)
2015-16	2,339	30.78 (16 of 30)
2016-17	2,294	30.18 (19 of 30)

**GOALS AGAINST**

	GOALS	AVERAGE
1994-95	306	3.78 (No. 12 of 18)
1995-96	310	3.78 (13 of 19)
1996-97	290	3.54 (14 of 19)
1997-98	258	3.15 (T-10 of 18)
1998-99	246	3.00 (5 of 16)
1999-2000	228	2.78 (7 of 13)
2000-01	249	3.04 (7 of 11)
2001-02	236	2.95 (19 of 27)
2002-03	237	2.96 (19 of 28)
2003-04	208	2.60 (14 of 28)
2004-05	211	2.64 (14 of 28)
2005-06	275	3.44 (23 of 27)
2006-07	252	3.15 (18 of 27)
2007-08	226	2.83 (14 of 29)
2008-09	222	2.78 (12 of 29)
2009-10	214	2.68 (T5 of 29)
2010-11	262	3.28 (27 of 30)
2011-12	193	2.54 (5 of 30)
2012-13	207	2.72 (T-14 of 30)
2013-14	191	2.51 (4 of 30)
2014-15	198	2.61 (T-9 of 30)
2015-16	228	3.00 (19 of 30)
2016-17	200	2.63 (8 of 30)



**WOLVES TOP 35 ALL-TIME SCORERS**

PLAYER	GP	G	A	PTS	PIM
1. Steve Maltais	839	454	497	951	1,061
2. Rob Brown	369	157	326	483	483
3. Darren Haydar	342	128	240	368	257
4. Jason Krog	282	98	244	342	106
5. Brett Sterling	363	178	159	337	424
6. Bob Nardella	476	59	239	298	331
7. Steve Larouche	203	84	144	228	168
8. Chris Marinucci	240	99	121	220	77
9. Steve Martins	262	64	129	193	307
10. Derek MacKenzie	377	83	101	184	441
11. Niklas Andersson	183	70	107	177	189
12. Kevin Doell	375	69	106	175	414
13. J.P. Vigier	201	83	84	167	136
14. Brian Wiseman	148	50	110	160	169
15. Tom Tilley	231	17	141	158	123
16. Spencer Machacek	223	64	86	150	136
17. Cory Larose	143	48	98	146	119
18. Ty Rattie	215	71	70	141	79
19. Joey Crabb	256	55	84	139	224
20. Tim Bergland	361	53	81	134	187
21. Pat Cannone	196	50	83	133	72
22. Scott Pearson	217	76	44	120	503
23. Tim Breslin	330	37	82	119	298
24. Guy Larose	251	44	71	115	256
25. Brian Noonan	162	51	64	115	183
26. Nathan Oystreich	205	37	77	114	317
27. Kip Miller	110	30	81	111	80
28. Jared Ross	169	32	75	107	89
29. Jordan LaVallee	219	55	52	107	257
30. Dan Plante	306	58	49	107	292
31. Karl Stewart	207	48	58	106	596
32. Dan Currie	134	57	44	101	71
33. Michael Davies	208	47	52	99	74
34. Kamil Piros	165	39	59	98	52
35. Simon Gamache	117	42	52	94	52

**TOP 10 IN GOALS**

1. Steve Maltais	454
2. Brett Sterling	178
3. Rob Brown	157
4. Darren Haydar	128
5. Chris Marinucci	99
6. Jason Krog	98
7. Steve Larouche	84
8. J.P. Vigier	83
9. Derek MacKenzie	83
10. Scott Pearson	76

**TOP 10 IN ASSISTS**

1. Steve Maltais	497
2. Rob Brown	326
3. Jason Krog	244
4. Darren Haydar	240
5. Bob Nardella	239
6. Brett Sterling	159
7. Steve Larouche	144
8. Tom Tilley	141
9. Steve Martins	129
10. Chris Marinucci	121

**TOP 10 IN PENALTY MINUTES**

1. Steve Maltais	1,061
2. Kevin MacDonald	664
3. Boris Valabik	609
4. Karl Stewart	596
5. Andre Deveaux	531
6. Scott Pearson	503
7. Rob Brown	483
8. Chris LiPuma	468
9. Glen Featherstone	452
10. Derek MacKenzie	441

**TOP 10 IN GAMES PLAYED (SEASONS)**

1. Steve Maltais	839 (11)
2. Bob Nardella	476 (9)
3. Derek MacKenzie	377 (7)
4. Kevin Doell	375 (7)
5. Rob Brown	369 (5)
6. Brian Sipotz	369 (6)
7. Brett Sterling	363 (6)
8. Tim Bergland	361 (5)
9. Darren Haydar	342 (5)
10. Tim Breslin	330 (5)

**TOP 10 IN WINS**

1. Wendell Young	169
2. Matt Climie	70
3. Kari Lehtonen	61
4. Jordan Binnington	59
5. Michael Garnett	56
6. Ray LeBlanc	53
7. Ondrej Pavelec	51
8. Norm Maracle	43
9. Peter Mannino	42
10. Jake Allen	33

**TOP 10 IN GAMES PLAYED**

1. Wendell Young	322
2. Matt Climie	145
3. Ray LeBlanc	27
4. Jordan Binnington	119
5. Michael Garnett	116
6. Kari Lehtonen	102
7. Norm Maracle	100
8. Ondrej Pavelec	93
9. Peter Mannino	80
10. Frederic Cassivi	67

**TOP 10 IN SHUTOUTS**

1. Wendell Young*	18
2. Matt Climie	9
3. Kari Lehtonen	8
4. Jake Allen	7
5. Jordan Binnington	6
6. Eddie Lack	5
Norm Maracle	5
Ondrej Pavelec	5
9. Phoenix Copley	4
Michael Garnett	4
Ray LeBlanc**	4
Richard Shulmistra	4

**TOP 10 IN SAVES**

1. Wendell Young	8,467
2. Matt Climie	3,753
3. Ray LeBlanc	3,327
4. Jordan Binnington	3,079
5. Kari Lehtonen	2,923
6. Michael Garnett	2,848
7. Norm Maracle	2,649
8. Ondrej Pavelec	2,548
9. Peter Mannino	1,872
10. Frederic Cassivi	1,758

**TOP 10 IN MINUTES**

1. Wendell Young	17,912
2. Matt Climie	8,341
3. Jordan Binnington	6,839
4. Ray LeBlanc	6,628
5. Michael Garnett	6,357
6. Kari Lehtonen	5,941
7. Ondrej Pavelec	5,508
8. Peter Mannino	4,258
9. Norm Maracle	4,152
10. Frederic Cassivi	3,707

**TOP 10 IN ASSISTS**

1. Wendell Young	17
2. Norm Maracle	5
3. Matt Climie	5
4. Kari Lehtonen	4
5. Michael Garnett	3
6. Robert Gherson	3
Ray LeBlanc	3
Peter Mannino	3
9. Fred Brathwaite	2
Frederic Cassivi	2
Eddie Lack	2
Edward Pasquale	2

\* one shared with LeBlanc, one shared with Rick DiPietro

\*\* one shared with Young

PLAYER	GP	G	A	PTS
Steve Maltais	142	63	65	128
Rob Brown	63	18	60	78
Jason Krog	53	22	46	68
Bob Nardella	101	17	44	61
Darren Haydar	44	26	33	59
Steve Larouche	53	27	25	52
Steve Martins	59	9	27	36
Brett Sterling	44	16	17	33
Scott Pearson	46	21	12	33
Chris Marinucci	48	15	15	30
J.P. Vigier	48	15	14	29
Tom Tilley	44	4	24	28
Alexander Semak	22	10	17	27
Nathan Oystriick	53	5	22	27
Niklas Andersson	35	9	17	26
Joel Kwiatkowski	24	10	15	25
Andreas Karlsson	32	8	17	25
Derek MacKenzie	62	16	9	25
Kevin Doell	54	11	13	24
Cory Larose	33	9	10	19
Kevin Dahl	49	5	14	19
Marc Rodgers	22	9	9	18
Tommi Santala	28	6	12	18
Brian Noonan	32	5	13	18
Kamil Piro	34	7	11	18
Guy Larose	66	6	12	18
Dan Snyder	22	7	10	17
Jordan LaVallee	38	10	6	16
Matt Anderson	38	2	14	16
Joey Crabb	44	7	9	16
Brian Fahey	39	5	10	15
Dan Plante	48	5	10	15
Jesse Schultz	24	8	6	14
Tim Stapleton	14	4	9	13
Chris Ferraro	16	5	8	13
Bryan Little	24	8	5	13
Joe Corvo	27	4	9	13
Colin Stuart	39	5	8	13
Glen Featherstone	39	3	10	13
Anthony Stewart	13	9	3	12
Lonny Bohonos	18	3	9	12
Arturs Kulda	36	2	10	12
Tim Breslin	41	4	8	12
Dallas Eakins	64	2	10	12
Spencer Machacek	13	7	4	11
Joe Motzko	16	2	9	11
Brad Larsen	18	4	7	11
Yuri Butsayev	22	7	4	11
Karl Stewart	22	6	5	11
Brad Tapper	28	4	7	11
Kirill Safronov	34	3	8	11
Mike Weaver	45	3	8	11
Ben Simon	52	3	8	11

PLAYER	GP	G	A	PTS
Kenny Agostino	10	5	5	10
Niko Dimitrakos	14	3	7	10
Simon Gamache	9	7	2	9
Dmitrij Jaskin	9	4	5	9
Dan Currie	9	5	4	9
Eric Healey	10	3	6	9
Kevin Miller	10	2	7	9
Ted Drury	14	5	4	9
Shane Harper	14	2	7	9
Mark Popovic	15	3	6	9
Stephen Weiss	18	2	7	9
Jamie Baker	22	4	5	9
Kurtis Foster	33	2	7	9
Steve Bancroft	9	1	7	8
Brian Swanson	10	4	4	8
Samuel Blais	10	3	5	8
Brent Regner	12	3	5	8
Zdenek Blatny	22	2	6	8
Tim Bergland	26	4	4	8
Pat Cannone	14	0	8	8
Mark Mancari	5	0	7	7
Jesse Belanger	14	3	4	7
Ty Rattie	21	3	4	7
Travis Roche	18	1	6	7
Andre Deveaux	38	3	4	7
Brian Sipotz	55	1	6	7
Keith Aucoin	9	2	4	6
Chris Butler	9	1	5	6
Andrew Agozzino	10	3	3	6
Daniel Corso	10	1	5	6
Vince Dunn	10	1	5	6
Shawn Heins	10	1	5	6
Greg Andrusak	11	1	5	6
Johnny Pohl	14	3	3	6
Ivan Vishnevskiy	14	0	6	6
Trevor Byrne	15	2	4	6
Andy Delmore	15	0	6	6
Joe DiPenta	44	2	4	6
Adam Musil	6	3	2	5
Doug Barrault	9	2	3	5
Kevin Pozzo	9	2	3	5
Jean-Pierre Dumont	10	4	1	5
Jordan Schmaltz	8	1	4	5
Todd White	10	1	4	5
Adam Cracknell	12	4	1	5
Michael Davies	14	1	4	5
Paul Kruse	16	2	3	5
Stephen Baby	16	1	4	5
Gord Dineen	16	0	5	5
Brian Maloney	18	3	2	5
Petteri Lindbohm	14	1	4	5
Matt Martin	19	0	5	5
Boris Valabik	32	3	2	5

PLAYER	GP	G	A	PTS	PLAYER	GP	G	A	PTS
Garnet Exelby	34	0	5	5	Brendan Yarema	10	0	2	2
Greg Pankewicz	5	4	0	4	Noah Welch	14	0	2	2
Magnus Paajarvi	5	3	1	4	Brad Schell	15	0	2	2
Brad Hunt	5	1	3	4	Kip Brennan	18	1	1	2
Derek Plante	8	3	1	4	Joe Frederick	1	1	0	1
Alex Friesen	10	1	3	4	Clayton Young	1	0	1	1
Jack Duffy	9	0	4	4	Michael Garnett	2	0	1	1
Ravil Gusmanov	11	1	3	4	Mathieu Brodeur	3	1	0	1
Aris Brimanis	16	3	1	4	Evgeny Davydov	3	1	0	1
Wendell Young	45	0	4	4	Byron Bitz	3	0	1	1
Steve Reinprecht	4	2	1	3	Brent Gretzky	3	0	1	1
Sebastian Wannstrom	6	1	2	3	Steve Konroyd	3	0	1	1
Jake Walman	8	2	1	3	Shawn Rivers	3	0	1	1
Ty Loney	8	1	2	3	Yann Sauve	3	0	1	1
Mark Cundari	9	1	2	3	Kelly Perrault	4	0	1	1
Mark Hartigan	9	1	2	3	Brad Purdie	4	0	1	1
Greg Hawgood	10	1	2	3	Scouter Vaughan	4	0	1	1
Mackenzie MacEachern	10	2	1	3	Colin Fraser	5	1	0	1
Tage Thompson	10	2	1	3	Adam Burish	5	0	1	1
Lonnie Loach	10	0	3	3	Kevin Connauton	5	0	1	1
Nathan Longpre	11	2	1	3	Taylor Matson	5	0	1	1
Al Secord	12	2	1	3	Wade Megan	5	0	1	1
Kevin MacDonald	12	0	3	3	Ryan Parent	5	0	1	1
Riley Holzapfel	14	0	3	3	Mike Hamilton	6	1	0	1
David Shaw	16	0	3	3	Steve Gosselin	6	0	1	1
Tim Wedderburn	18	1	2	3	Andrew Kozek	7	0	1	1
Jeremy Mylmok	32	1	2	3	Bryce Gervais	8	0	1	1
Nicklas Jensen	2	2	0	2	Jordan Caron	9	0	1	1
Lee Davidson	3	2	0	2	Eric Selleck	9	0	1	1
Brian Wiseman	3	1	1	2	Morgan Ellis	10	0	1	1
Brian Pellerin	3	0	2	2	Ville Husso	10	0	1	1
Brett Hauer	4	2	0	2	Greg Stewart	10	0	1	1
Phil Bourque	4	0	2	2	Libor Ustrnul	11	0	1	1
Gord Donnelly	4	0	2	2	Stephane Beauregard	14	0	1	1
Troy Murray	4	0	2	2	Francis Lessard	16	0	1	1
Mike Taylor	4	0	2	2	David Craievich	17	0	1	1
Tim Miller	5	2	0	2	Braydon Coburn	18	0	1	1
Jeremy Welsh	5	1	1	2	Kari Lehtonen	26	0	1	1
Jordan Schroeder	5	1	1	2					
Bill Sweatt	5	1	1	2					
Brendan Bell	5	0	2	2					
Nolan Baumgartner	5	0	2	2					
Jani Hakanpaa	7	0	2	2					
Guillaume Desbiens	7	0	2	2					
Paul Koch	7	0	2	2					
Paul Postma	7	0	2	2					
Darryl Lafrance	8	1	1	2					
James Wisniewski	5	0	2	2					
Christian Hanson	9	2	0	2					
Taylor Chorney	9	1	1	2					
Tyler Shattock	9	1	1	2					
Joel Edmundson	10	2	0	2					
Jean-Yves Leroux	10	1	1	2					

**WINS**

Wendell Young	21
Ondrej Pavelec	16
Kari Lehtonen	16
Pasi Nurminen	15
Stephane Beauregard	10
Michael Garnett	10
Richard Shulmistra	7
Andrei Trefilov	7
Peter Mannino	6
Ville Husso	4
Jake Allen	3
Norm Maracle	3
Jordan Binnington	2
Frederic Cassivi	2
Eddie Lack	2
Pat Jablonski	2
Drew MacIntyre	1
Fred Brathwaite	1

**GAMES PLAYED**

Wendell Young	45
Kari Lehtonen	26
Ondrej Pavelec	24
Pasi Nurminen	21
Stephane Beauregard	14
Michael Garnett	13
Peter Mannino	12
Ville Husso	10
Norm Maracle	10
Richard Shulmistra	10
Jake Allen	9
Andrei Trefilov	9
Fred Brathwaite	5
Jordan Binnington	7
Frederic Cassivi	7
Eddie Lack	5
Drew MacIntyre	5
Pat Jablonski	3
Ray LeBlanc	3
Matt Climie	2
Robert Gherson	2

**SAVES**

Wendell Young	1,229
Kari Lehtonen	803
Ondrej Pavelec	649
Pasi Nurminen	593
Michael Garnett	350
Stephane Beauregard	314
Peter Mannino	272
Ville Husso	265
Richard Shulmistra	243
Jordan Binnington	220
Andrei Trefilov	207
Jake Allen	204
Norm Maracle	202
Frederic Cassivi	169
Eddie Lack	121
Fred Brathwaite	117
Drew MacIntyre	100
Ray LeBlanc	78
Pat Jablonski	73
Matt Climie	33
Robert Gherson	3

**MINUTES**

Wendell Young	2,594
Kari Lehtonen	1,646
Ondrej Pavelec	1,438
Pasi Nurminen	1,267
Stephane Beauregard	820
Michael Garnett	794
Peter Mannino	653
Richard Shulmistra	591
Ville Husso	536
Norm Maracle	517
Jake Allen	511
Andrei Trefilov	489
Jordan Binnington	398
Frederic Cassivi	354
Eddie Lack	304
Fred Brathwaite	260
Drew MacIntyre	228
Pat Jablonski	185
Ray LeBlanc	175
Matt Climie	61
Robert Gherson	17

**POSTSEASON SHUTOUTS**

	OPPONENT	ROUND	DATE	
Wendell Young	at Manitoba	Western Conference Quarterfinal	April 22, 1998	40 saves
Stephane Beauregard	vs. Detroit	Turner Cup Final	June 15, 1998	29 saves
Wendell Young	at Houston	Western Conference Final	May 18, 1999	30 saves
Andrei Trefilov	at Houston	Western Conference Final	May 19, 2000	20 saves
Andrei Trefilov	vs. Grand Rapids	Turner Cup Final	May 28, 2000	32 saves
Richard Shulmistra	vs. Manitoba	Western Conference Final	May 5, 2001	24 saves
Richard Shulmistra	vs. Manitoba	Western Conference Final	May 13, 2001	42 saves
Pasi Nurminen	vs. Houston	Western Conference Final	May 19, 2002	30 saves
Pasi Nurminen	vs. Bridgeport	Calder Cup Final	May 30, 2002	28 saves
Norm Maracle	vs. Hershey	Western Conference Quarterfinal	April 20, 2003	26 saves
Kari Lehtonen	vs. Grand Rapids	West Division Quarterfinal	April 18, 2004	37 saves
Kari Lehtonen	at Houston	West Division Semifinal	April 23, 2005	25 saves
Kari Lehtonen	vs. Manitoba	Western Conference Final	May 21, 2005	26 saves
Michael Garnett	vs. Iowa	West Division Final	May 2, 2007	28 saves
Fred Brathwaite	vs. Hamilton	Western Conference Final	May 25, 2007	37 saves
Ondrej Pavelec	at Milwaukee	West Division Semifinal	April 26, 2008	30 saves
Ondrej Pavelec	vs. Toronto	Western Conference Final	May 18, 2008	24 saves
Peter Mannino	vs. Milwaukee	West Division Semifinal	April 16, 2010	23 saves
Peter Mannino	at Milwaukee	West Division Semifinal	April 19, 2010	29 saves
Drew MacIntyre	vs. Texas	West Division Final	May 9, 2010	28 saves
Jake Allen	vs. Rochester	Western Conference Quarterfinal	May 1, 2014	18 saves



St. Louis Blues goaltender Jake Allen is the last netminder to shut out an opponent during the playoffs for the Chicago Wolves. Allen appeared in all nine postseason contests for Chicago during the 2014 Calder Cup Playoffs.

## REGULAR SEASON

1994-95	GP	G	A	PTS	PIM
Steve Maltais	79	57	41	98	145
Brian Wiseman*	75	17	55	72	52
Lee Davidson	76	28	36	64	36
Bob Nardella*	74	9	40	49	36
Todd Harkins	52	18	25	43	136
Shawn Rivers	68	8	29	37	69
Al Secord	59	13	20	33	195
Tim Bergland	81	12	21	33	70
Ted Crowley	53	8	23	31	68
Ed Courtenay	47	14	16	30	20
Tim Breslin	71	7	21	28	62
Gordie Roberts	68	6	22	28	80
Evgeny Davydov	18	10	12	22	26
(TOTALS)	29	12	13	25	40
Todd Gillingham	54	8	11	19	208
Jack Duffy*	69	3	11	14	98
Kevin MacDonald	75	1	12	13	390
Marian Kacir*	29	4	6	10	6
Clayton Young	21	2	7	9	54
(TOTALS)	68	19	16	35	194
Jeff Rohlicek	18	4	4	8	13
Frank Evans*	26	3	4	7	49
(TOTALS)	67	5	7	12	160
Mick Kempffer*	35	2	5	7	26
Alexander Selivanov	14	4	1	5	8
(TOTALS)	18	4	4	8	10
Greg Walters	18	1	4	5	110
(TOTALS)	62	5	13	18	252
Brian Pellerin	24	4	1	5	80
(TOTALS)	70	7	8	15	256
Steve Konroyd	16	2	2	4	4
Steve Gosselin*	19	2	2	4	43
(TOTALS)	47	7	7	14	79
Justin Duberman	13	1	3	4	39
Joe Crowley	17	2	1	3	32
Ian Kidd	22	2	0	2	20
Ray LeBlanc	44	0	2	2	12
Sylvain Blouin	1	0	0	0	2
Richard Pion	2	0	0	0	0
Rick Tabaracci	2	0	0	0	2
Jason Rushton*	2	0	0	0	10
Pat Jablonski	4	0	0	0	2
Grant Sjerven*	7	0	0	0	0
Wendell Young	37	0	0	0	4

GOALTENDER	GP	MIN	REC.	SO	GA	GAA
Ray LeBlanc	44	2,375	19-14-6	1	129	3.26
Wendell Young	37	1,882	14-11-7	0	112	3.57
Grant Sjerven*	7	252	0-3-1	0	18	4.29
Rick Tabaracci	2	120	1-1-0	0	9	4.51
Pat Jablonski	4	217	0-4-0	0	17	4.71

## PLAYOFFS

GP	G	A	PTS	PIM
3	1	1	2	0
3	1	1	2	4
3	2	0	2	2
3	1	2	3	0
-	-	-	-	-
3	0	1	1	0
3	1	1	2	19
3	1	2	3	4
-	-	-	-	-
-	-	-	-	-
3	1	1	2	0
3	0	0	0	4
3	1	0	1	0
-	-	-	-	-
-	-	-	-	-
3	0	3	3	4
3	0	0	0	17
-	-	-	-	-
1	0	1	1	2
-	-	-	-	-
-	-	-	-	-
2	0	0	0	2
-	-	-	-	-
-	-	-	-	-
-	-	-	-	-
3	0	2	2	13
-	-	-	-	-
3	0	1	1	2
1	0	0	0	2
-	-	-	-	-
-	-	-	-	-
-	-	-	-	-
-	-	-	-	-
-	-	-	-	-
-	-	-	-	-
-	-	-	-	-
-	-	-	-	-
-	-	-	-	-
-	-	-	-	-
-	-	-	-	-
-	-	-	-	-

GP	MIN	REC.	SO	GA	GAA
3	178	0-3	0	14	4.73
-	-	-	-	-	-
-	-	-	-	-	-
-	-	-	-	-	-
-	-	-	-	-	-

\* denotes rookie



## REGULAR SEASON

1995-96	GP	G	A	PTS	PIM
Rob Brown	79	52	91	143	100
Steve Maltais	81	56	66	122	161
Brian Wiseman	73	33	55	88	117
Dan Currie	79	39	34	73	53
Steve Bancroft	64	9	41	50	91
(TOTALS)	79	12	51	63	113
Doug Barrault	54	12	18	30	39
(TOTALS)	73	17	27	44	55
Tim Bergland	81	9	19	28	45
Greg Pankewicz	45	9	16	25	164
Tim Breslin	62	11	11	22	56
Steve Gosselin	72	5	17	22	156
Lee Davidson	18	6	14	20	18
Al Secord	47	8	8	16	108
Brian Pellerin	57	4	8	12	148
Jack Duffy	58	1	11	12	83
Greg Walters	50	4	7	11	254
Darryl LaFrance*	42	5	5	10	20
Eric DuBois	45	2	8	10	39
(TOTALS)	65	3	13	16	79
Kevin Pozzo*	51	3	6	9	97
Lee Norwood	21	2	6	8	26
Kevin MacDonald	75	2	6	8	274
Shawn Rivers	21	3	4	7	22
Darcy Werenka	12	2	5	7	10
Corey Beaulieu	49	0	7	7	124
(TOTALS)	60	0	8	8	153
Doug Crossman	8	1	4	5	2
Greg Smyth	15	1	3	4	53
Wendell Young	61	0	4	4	60
Blair Scott	14	0	2	2	32
Todd Reirden*	31	0	2	2	39
Ray LeBlanc	31	0	1	1	2
Bob McGill	8	0	0	0	6

GOALTENDER	GP	MIN	REC.	SO	GA	GAA
Ray LeBlanc	31	1,614	10-14-2	0	97	3.61
Wendell Young	61	3,285	30-20-6	1	199	3.63

## PLAYOFFS

GP	G	A	PTS	PIM
9	4	11	15	6
9	7	7	14	20
-	-	-	-	-
9	5	4	9	12
9	1	7	8	22
-	-	-	-	-
9	2	3	5	6
-	-	-	-	-
9	0	1	1	4
5	4	0	4	8
9	2	2	4	12
3	0	1	1	6
-	-	-	-	-
9	1	0	1	4
9	0	0	0	13
6	0	1	1	4
5	0	0	0	12
5	0	0	0	2
-	-	-	-	-
-	-	-	-	-
9	2	3	5	6
-	-	-	-	-
9	0	3	3	23
-	-	-	-	-
-	-	-	-	-
6	0	0	0	4
-	-	-	-	-
6	1	1	2	0
-	-	-	-	-
9	0	1	1	12
-	-	-	-	-
9	0	2	2	16
-	-	-	-	-
-	-	-	-	-

GP	MIN	REC.	SO	GA	GAA
-	-	-	-	-	-
9	540	4-5	0	30	3.33

\* denotes rookie

## REGULAR SEASON

## PLAYOFFS

1996-97	GP	G	A	PTS	PIM	GP	G	A	PTS	PIM		
Rob Brown	76	37	80	117	98	4	2	4	6	16		
Steve Maltais	81	60	54	114	62	4	2	0	2	4		
Kip Miller	43	11	41	52	32	-	-	-	-	-		
Troy Murray	81	21	29	50	63	4	0	2	2	2		
Tim Bergland	82	20	22	42	26	4	1	1	2	0		
Brett Hauer	81	10	30	40	50	4	2	0	2	4		
Brad Purdie*	61	14	22	36	28	4	0	1	1	4		
Dan Currie	55	18	10	28	18	-	-	-	-	-		
Darryl LaFrance	47	12	14	26	18	3	1	1	2	0		
Mike Taylor	43	8	16	24	60	4	0	2	2	0		
(TOTALS)	45	8	16	24	62	-	-	-	-	-		
Denny Felsner	39	10	12	22	4	-	-	-	-	-		
Phil Bourque	77	7	14	21	50	4	0	2	2	2		
Steve Gosselin	48	3	16	19	56	-	-	-	-	-		
Steve Bancroft	39	6	10	16	66	-	-	-	-	-		
Todd Reirden	57	3	10	13	108	-	-	-	-	-		
Paul Koch	39	4	8	12	34	4	0	2	2	10		
(TOTALS)	41	4	8	12	34	-	-	-	-	-		
Tim Breslin	44	2	10	12	18	4	0	2	2	4		
Brian Farrell	22	5	5	10	16	4	2	0	2	4		
(TOTALS)	67	13	12	25	52	-	-	-	-	-		
Shawn Penn*	62	3	7	10	208	4	0	0	0	6		
Doug Barrault	16	3	5	8	12	-	-	-	-	-		
Gord Donnelly	59	3	5	8	144	4	0	2	2	28		
(TOTALS)	64	3	5	8	169	-	-	-	-	-		
Ryan Hughes	14	2	6	8	12	-	-	-	-	-		
Robert Dirk	31	1	5	6	26	3	0	0	0	0		
(TOTALS)	79	3	13	16	62	-	-	-	-	-		
Kerry Toporowski	51	1	4	5	231	1	0	0	0	29		
Aaron Keller*	23	1	3	4	4	-	-	-	-	-		
Jean-Guy Trudel	6	1	2	3	2	-	-	-	-	-		
(TOTALS)	18	2	7	9	6	-	-	-	-	-		
Kelly Perrault	8	0	3	3	6	4	0	1	1	6		
Joe Frederick	8	1	1	2	14	1	1	0	1	0		
(TOTALS)	65	19	13	32	106	-	-	-	-	-		
Ray LeBlanc	38	0	1	1	2	-	-	-	-	-		
Wendell Young	52	0	1	1	16	4	0	0	0	0		
Mike Pomichter	2	0	0	0	0	-	-	-	-	-		
Brad Barton	3	0	0	0	0	-	-	-	-	-		
Jon Hillebrandt	2	0	0	0	0	-	-	-	-	-		
(TOTALS)	3	0	0	0	0	-	-	-	-	-		
Darren Maloney	8	0	0	0	6	-	-	-	-	-		
(TOTALS)	11	0	0	0	8	-	-	-	-	-		
GOALTENDER	GP	MIN	REC.	SO	GA	GAA	GP	MIN	REC.	SO	GA	GAA
Ray LeBlanc	38	1,911	15-14-2	2	103	3.23	-	-	-	-	-	-
Wendell Young	52	2,932	25-21-4	2	170	3.48	4	256	1-3	0	13	3.04

\* denotes rookie

## REGULAR SEASON

1997-98	GP	G	A	PTS	PIM
Steve Maltais	82	46	57	103	120
Chris Marinucci	78	27	48	75	35
Alexander Semak	67	26	35	61	90
Steve Martins	78	20	41	61	122
Tom Tilley	73	9	49	58	49
Ravil Gusmanov	56	27	28	55	26
Scott Pearson	78	34	17	51	225
Bob Nardella	65	13	35	48	40
Jamie Baker	53	11	34	45	80
Tim Breslin	81	10	26	36	90
Matt Martin	78	7	22	29	95
Doug Barrault	63	9	16	25	26
Steve Larouche	13	9	10	19	20
(TOTALS)	81	32	54	86	60
Tim Bergland	49	8	10	18	18
Kevin Dahl	45	8	9	17	61
Alexander Godynyuk	50	5	11	16	85
Marc Potvin	81	4	8	12	170
Marc Rodgers	11	5	5	10	22
(TOTALS)	72	25	27	52	83
Jeff Bes	24	3	5	8	20
Paul Koch	70	1	7	8	99
Jeremy Mylmyok	8	0	2	2	2
(TOTALS)	78	1	5	6	289
Dave Paradise	11	3	2	5	12
Dennis Vial	24	1	3	4	86
Craig Binns*	37	1	3	4	56
Matt Oates	8	0	3	3	2
Wendell Young	51	0	3	3	52
Jason Hehr	3	1	0	1	0
Chad Remackel	3	0	1	1	0
Rick Emmett	1	0	0	0	0
Hugo Proulx	1	0	0	0	0
(TOTALS)	4	0	0	0	2
Stephane Brochu	1	0	0	0	0
(TOTALS)	5	0	0	0	2
Bobby Marshall	2	0	0	0	0
Brad Barton	3	0	0	0	0
David Craievich	3	0	0	0	2
Shawn Reid	3	0	0	0	2
(TOTALS)	5	0	0	0	4
Mark Richards	7	0	0	0	0
Bruce Bell	8	0	0	0	16
(TOTALS)	10	0	0	0	18
Stephane Beauregard	18	0	0	0	0
Ray LeBlanc	14	0	0	0	0

## GOALTENDER

GOALTENDER	GP	MIN	REC.	SO	GA	GAA
Mark Richards	7	350	5-1-0	0	16	2.75
Ray LeBlanc	14	728	9-3-0	0	34	2.80
Wendell Young	51	2,912	31-14-3	2	149	3.07
Stephane Beauregard	18	918	10-6-0	1	49	3.20

## PLAYOFFS

GP	G	A	PTS	PIM
22	8	11	19	28
22	7	6	13	12
22	10	17	27	35
21	6	14	20	28
22	2	17	19	14
11	1	3	4	19
22	12	6	18	50
22	5	13	18	24
22	4	5	9	42
21	1	3	4	22
19	0	5	5	24
1	0	0	0	0
22	9	11	20	14
-	-	-	-	-
10	2	0	2	16
20	1	8	9	32
1	0	0	0	0
10	0	0	0	22
22	9	9	18	10
-	-	-	-	-
-	-	-	-	-
-	-	-	-	-
22	0	1	1	49
-	-	-	-	-
-	-	-	-	-
1	0	0	0	2
-	-	-	-	-
-	-	-	-	-
9	0	1	1	6
-	-	-	-	-
-	-	-	-	-
-	-	-	-	-
-	-	-	-	-
-	-	-	-	-
-	-	-	-	-
-	-	-	-	-
-	-	-	-	-
-	-	-	-	-
17	0	1	1	6
-	-	-	-	-
-	-	-	-	-
-	-	-	-	-
-	-	-	-	-
14	0	1	1	20

GP	MIN	REC.	SO	GA	GAA
----	-----	------	----	----	-----

GP	MIN	REC.	SO	GA	GAA
-	-	-	-	-	-
-	-	-	-	-	-
9	515	5-3	1	24	2.79
14	820	10-4	1	36	2.63

\* denotes rookie

## REGULAR SEASON

1998-99	GP	G	A	PTS	PIM
Steve Maltais	82	56	44	100	164
Chris Marinucci	82	41	40	81	24
Niklas Andersson	65	17	47	64	49
Tom Tilley	73	5	55	60	32
Bob Nardella	82	8	45	53	86
Guy Larose	80	19	22	41	117
Steve Larouche	33	13	25	38	18
Scott Pearson	62	23	13	36	154
Dan Plante	81	21	12	33	119
Kevin Miller	30	11	20	31	8
Brent Gretzky	39	9	19	28	15
Glen Featherstone	62	5	21	26	191
Todd White	25	11	13	24	8
Tim Breslin	72	7	14	21	72
Steve Gosselin	65	2	18	20	107
Glenn Stewart	16	7	6	13	4
Tim Bergland	68	4	9	13	20
Paul Koch	53	0	12	12	85
Jeremy Mylmyok	63	4	6	10	194
Chris LiPuma	34	0	10	10	186
Kevin Dahl	34	3	6	9	61
James Black	5	6	0	6	0
Dennis Vial	55	1	4	5	213
Ed Olczyk	7	2	2	4	6
Dave Seitz	7	1	2	3	2
Wendell Young	35	0	2	2	32
Pat Jablonski	36	0	2	2	12
Mike Melas	3	0	1	1	0
Andrei Petrunin	7	0	1	1	2
Neal Martin	8	0	1	1	2
Glenn Healy	10	0	1	1	2
David Craievich	1	0	0	0	0
Cory Banika	1	0	0	0	0
Mark Pivetz	1	0	0	0	0
Stas Tkatch	1	0	0	0	0
Francis Larivee	1	0	0	0	0
Patrick Rochon	1	0	0	0	0
Dallas Eakins	2	0	0	0	0
Scott LaGrand	2	0	0	0	0
Paul Willett	3	0	0	0	0
Sami Helenius	4	0	0	0	0
Craig Mills	5	0	0	0	0
Jean-Pierre Dumont	-	-	-	-	-
Jean-Yves Leroux	-	-	-	-	-

GOALTENDER	GP	MIN	REC.	SO	GA	GAA
Scott LaGrand	2	78	1-0-0	0	3	2.31
Wendell Young	35	2,047	20-10-4	3	84	2.46
Pat Jablonski	36	2,119	22-7-7	1	106	3.00
Glenn Healy	10	597	6-3-1	0	33	3.32
Francis Larivee	1	60	0-1-0	0	5	5.00

## PLAYOFFS

GP	G	A	PTS	PIM
10	4	6	10	2
10	3	5	8	10
10	2	2	4	10
10	1	1	2	2
10	0	2	2	6
10	1	3	4	14
-	-	-	-	-
8	4	1	5	50
10	1	5	6	10
10	2	7	9	22
3	0	1	1	0
10	0	3	3	26
10	1	4	5	8
4	0	0	0	4
2	0	0	0	4
-	-	-	-	-
-	-	-	-	-
-	-	-	-	-
3	0	0	0	2
10	1	1	2	23
-	-	-	-	-
10	2	3	5	8
-	-	-	-	-
-	-	-	-	-
-	-	-	-	-
-	-	-	-	-
-	-	-	-	-
3	0	0	0	0
-	-	-	-	-
-	-	-	-	-
-	-	-	-	-
-	-	-	-	-
-	-	-	-	-
-	-	-	-	-
-	-	-	-	-
-	-	-	-	-
-	-	-	-	-
10	4	1	5	6
10	1	1	2	18

\* denotes rookie

## REGULAR SEASON

1999-2000	GP	G	A	PTS	PIM
Steve Maltais	82	44	46	90	78
Steve Larouche	82	31	57	88	52
Chris Marinucci	80	31	33	64	18
Brian Noonan	80	30	32	62	80
Bob Nardella	77	10	36	46	26
Niklas Andersson	52	20	21	41	59
Tom Tilley	75	2	34	36	42
Scott Pearson	77	19	14	33	124
Guy Larose	79	9	24	33	100
Dallas Eakins	68	5	26	31	99
Chris Ferraro	25	7	18	25	40
Greg Andrusak	54	2	23	25	50
Dan Plante	79	11	11	22	71
Glen Featherstone	62	7	12	19	109
Sean Berens	31	4	9	13	34
Daniel Lacroix	61	3	10	13	194
Mark Lawrence	16	4	6	10	32
Dean Malkoc	62	2	8	10	130
Dave Mackey	45	5	2	7	54
Kris King	15	2	4	6	19
Darrin Shannon	9	1	3	4	6
Chris LiPuma	42	0	4	4	98
Derek Plante	4	2	1	3	2
(TOTALS)	17	2	5	7	4
Gord Dineen	17	1	2	3	14
(TOTALS)	67	1	20	21	40
Kevin Dahl	27	1	2	3	44
Andrei Trefilov	37	0	1	1	6
Wendell Young	48	0	1	1	66
Brett Livers	1	0	0	0	0
Lonnie Loach	1	0	0	0	0
Martin Hlinka	1	0	0	0	0
Derek Wilkinson	1	0	0	0	0
Brent Gretzky	2	0	0	0	0
Jeremy Mylymok	3	0	0	0	6
Guy Dupuis	4	0	0	0	6

GOALTENDER	GP	MIN	REC.	SO	GA	GAA
Andrei Trefilov	37	2,060	21-9-3	3	81	2.36
Wendell Young	48	2,781	32-12-4	6	128	2.76
Derek Wilkinson	1	60	0-0-1	0	5	5.00

## PLAYOFFS

GP	G	A	PTS	PIM
16	9	4	13	14
16	6	8	14	22
16	5	4	9	10
16	4	7	11	10
16	2	11	13	10
9	6	1	7	4
12	1	6	7	6
16	5	5	10	28
16	1	4	5	14
16	1	4	5	16
16	5	8	13	14
-	-	-	-	-
8	3	1	4	6
16	3	5	8	38
-	-	-	-	-
7	0	0	0	28
-	-	-	-	-
1	0	0	0	0
-	-	-	-	-
-	-	-	-	-
-	-	-	-	-
5	0	0	0	8
8	3	1	4	6
-	-	-	-	-
16	0	5	5	12
-	-	-	-	-
3	0	1	1	2
9	0	0	0	14
9	0	1	1	0
-	-	-	-	-
8	0	3	3	0
-	-	-	-	-
-	-	-	-	-
-	-	-	-	-
-	-	-	-	-
-	-	-	-	-

GP	MIN	REC.	SO	GA	GAA
9	489	7-1	1	11	1.35
9	488	5-3	0	27	3.32
-	-	-	-	-	-

\* denotes rookie

## REGULAR SEASON

2000-01	GP	G	A	PTS	PIM
Steve Larouche	75	31	52	83	78
Rob Brown	75	24	53	77	99
Niklas Andersson	66	33	39	72	81
Brian Noonan	82	21	32	53	103
Steve Maltais	50	25	26	51	57
Bob Nardella	78	9	40	49	58
Ted Drury	68	21	21	42	53
Jesse Belanger	58	17	22	39	28
Guy Larose	81	13	22	35	32
Dan Plante	76	15	11	26	58
Robert Petrovicky	23	13	10	23	22
Glen Featherstone	71	6	16	22	152
Paul Kruse	71	8	12	20	180
Dallas Eakins	64	3	16	19	49
Mark Lawrence	32	8	6	14	26
David Shaw	30	0	10	10	23
Kevin Dahl	72	2	6	8	63
Dean Melanson	42	1	7	8	80
Chris LiPuma	64	2	5	7	184
Eric Houde	30	2	4	6	10
(TOTALS)	64	4	17	21	28
Michel Petit	23	2	3	5	26
Mike Maneluk	10	2	2	4	11
Aris Brimanis	20	2	2	4	14
Tom Tilley	10	1	3	4	10
Steve Martins	5	1	2	3	0
(TOTALS)	13	6	6	12	4
Wendell Young	38	0	3	3	24
Neil Brady	24	1	1	2	12
Darren Clark	1	0	2	2	0
Glenn Crawford	5	0	2	2	0
Dan Trebil	6	0	2	2	4
Glenn Stewart	3	1	0	1	0
Blair Atcheynum	7	1	0	1	0
Todd Robinson	2	0	1	1	0
Vlad Serov	4	0	1	1	2
Evgeny Korolev	4	0	1	1	0
Michael McBain	13	0	1	1	2
Rick DiPietro*	14	0	1	1	2
Trevor Baker	1	0	0	0	0
Chad Ford	1	0	0	0	0
Frederick Jobin	2	0	0	0	0
Doug Zmolek	2	0	0	0	2
J.F. Tremblay	1	0	0	0	0
(TOTALS)	3	0	0	0	0
Robbie Tallas	3	0	0	0	0
Steve Passmore	6	0	0	0	0
Adam Borzecki	9	0	0	0	10
Richard Shulmistra	29	0	0	0	0
(TOTALS)	33	0	0	0	0
Lonnie Loach	-	-	-	-	-

GOALTENDER	GP	MIN	REC.	SO	GA	GAA
Chad Ford	1	44	0-0-0	0	1	1.38
Richard Shulmistra	29	1,616	20-8-0	4	51	1.89
Wendell Young	38	2,074	17-16-3	3	109	3.15
Rick DiPietro*	14	778	4-5-2	0	44	3.39
Steve Passmore	6	340	2-2-2	0	22	3.88
Robbie Tallas	3	87	0-1-0	0	6	4.13

## PLAYOFFS

GP	G	A	PTS	PIM
15	12	6	18	6
16	4	13	17	26
16	1	14	15	14
16	1	6	7	38
16	7	10	17	2
16	3	4	7	34
14	5	4	9	4
14	3	4	7	10
16	2	3	5	10
16	1	0	1	27
-	-	-	-	-
13	0	2	2	37
16	2	3	5	22
14	0	0	0	24
2	0	0	0	0
16	0	3	3	18
16	2	2	4	16
-	-	-	-	-
2	0	0	0	8
1	0	0	0	0
-	-	-	-	-
-	-	-	-	-
-	-	-	-	-
16	3	1	4	8
-	-	-	-	-
16	1	6	7	22
-	-	-	-	-
7	0	0	0	0
-	-	-	-	-
-	-	-	-	-
-	-	-	-	-
-	-	-	-	-
-	-	-	-	-
-	-	-	-	-
-	-	-	-	-
-	-	-	-	-
3	0	0	0	0
-	-	-	-	-
-	-	-	-	-
-	-	-	-	-
-	-	-	-	-
-	-	-	-	-
-	-	-	-	-
-	-	-	-	-
-	-	-	-	-
10	0	0	0	0
-	-	-	-	-
2	0	0	0	0

GP	MIN	REC.	SO	GA	GAA
-	-	-	-	-	-
10	591	7-3	2	20	2.03
7	373	2-4	0	21	3.38
-	-	-	-	-	-
-	-	-	-	-	-
-	-	-	-	-	-

\* denotes rookie

## REGULAR SEASON

2001-02	GP	G	A	PTS	PIM
Rob Brown	80	29	54	83	103
Steve Maltais	67	31	32	63	62
Jarrold Skalde	64	15	37	52	71
Kamil Piro	64	19	30	49	16
J.P. Vigier	62	25	16	41	26
Dan Snyder	56	11	24	35	115
Ben Simon	74	11	23	34	56
Bryan Adams	64	10	17	27	25
Brad Tapper	50	14	12	26	62
Dan Plante	70	11	15	26	44
Bob Nardella	52	8	18	26	47
Derek MacKenzie*	68	13	12	25	80
Andreas Karlsson	16	6	14	20	11
Brett Clark	42	3	17	20	18
Brian Pothier	39	6	13	19	30
Dallas Eakins	54	2	15	17	58
Kurtis Foster*	39	6	9	15	59
Jeff Dessner*	40	1	11	12	80
David Harlock	24	2	9	11	28
Mike Weaver	58	2	8	10	67
Darcy Hordichuk	34	5	4	9	127
Zdenek Blatny*	41	4	3	7	30
Garnet Exelby*	75	3	4	7	257
Guy Larose	11	3	3	6	7
Simon Gamache*	26	2	4	6	11
Luke Sellars*	31	2	4	6	87
Patrik Stefan	5	3	0	3	0
Francis Lessard	7	2	1	3	34
(TOTALS)	67	2	7	9	285
Yuri Butsayev	4	1	1	2	0
(TOTALS)	65	22	24	46	44
Kirill Safronov	8	0	2	2	2
(TOTALS)	76	3	21	24	28
Joe DiPenta	15	0	2	2	15
(TOTALS)	76	2	6	8	86
Norm Maracle	51	0	2	2	9
Petr Buzek	4	0	1	1	2
Frederic Cassivi	12	0	1	1	0
(TOTALS)	33	0	1	1	0
David Kaczowka*	1	0	0	0	0
Libor Ustrnul*	1	0	0	0	0
Barry Dreger	2	0	0	0	9
Scott Fankhouser	2	0	0	0	2
Roger Trudeau*	2	0	0	0	0
Mike Sgroi	4	0	0	0	7
Jay Langager*	5	0	0	0	4
Pasi Nurminen	20	0	0	0	2

GOALTENDER	GP	MIN	REC.	SO	GA	GAA
Scott Fankhouser	2	125	1-0-1	0	4	1.92
Frederic Cassivi	12	625	6-2-1	0	26	2.50
Norm Maracle	51	2,919	21-25-4	3	141	2.90
Pasi Nurminen	20	1,165	9-9-1	2	57	2.93

## PLAYOFFS

GP	G	A	PTS	PIM
25	7	26	33	34
25	12	10	22	22
-	-	-	-	-
25	6	11	17	6
21	7	7	14	20
22	7	10	17	25
25	2	3	5	24
5	0	0	0	2
19	3	4	7	42
6	0	0	0	15
24	5	9	14	12
25	4	2	6	20
23	7	14	21	6
-	-	-	-	-
-	-	-	-	-
25	0	6	6	53
14	1	1	2	21
-	-	-	-	-
-	-	-	-	-
25	1	3	4	21
-	-	-	-	-
3	2	0	2	0
25	0	4	4	49
24	2	2	4	12
-	-	-	-	-
-	-	-	-	-
-	-	-	-	-
15	0	1	1	40
-	-	-	-	-
22	7	4	11	20
-	-	-	-	-
25	2	6	8	8
-	-	-	-	-
25	1	3	4	22
-	-	-	-	-
2	0	0	0	0
-	-	-	-	-
5	0	0	0	0
-	-	-	-	-
-	-	-	-	-
1	0	0	0	5
-	-	-	-	-
-	-	-	-	-
-	-	-	-	-
-	-	-	-	-
21	0	0	0	8

GP	MIN	REC.	SO	GA	GAA
-	-	-	-	-	-
5	264	2-2	0	11	2.50
2	55	0-1	0	4	4.36
21	1,267	15-5	2	41	1.94

\* denotes rookie

## REGULAR SEASON

## 2002-03

	GP	G	A	PTS	PIM
Steve Maltais	79	30	56	86	86
Simon Gamache	76	35	42	77	37
Rob Brown	59	15	48	63	83
J.P. Vigier	63	29	27	56	54
Mark Hartigan	55	15	31	46	43
Kurtis Foster	75	15	27	42	159
Ben Simon	69	15	17	32	78
Derek MacKenzie	80	14	18	32	97
Andreas Karlsson	41	12	20	32	16
Ryan Tobler	58	13	18	31	143
(TOTALS)	69	13	20	33	187
Dan Snyder	35	11	12	23	39
Brad Tapper	28	9	14	23	42
Zdenek Blatny	72	12	9	21	62
Kamil Piros	51	10	9	19	16
Kirill Safronov	44	4	15	19	29
Joe DiPenta	76	2	17	19	107
Jeff Farkas	24	5	12	17	14
(TOTALS)	63	16	26	42	42
Luke Sellars	42	4	11	15	117
Dallas Eakins	72	4	11	15	84
Bob Nardella	15	1	9	10	18
Yuri Butsayev	7	6	3	9	0
Garnet Exelby	53	3	6	9	140
Chris Nielsen	18	3	4	7	4
Francis Lessard	50	2	5	7	194
Judd Medak*	9	2	2	4	6
Mike Weaver	33	2	2	4	32
Norm Maracle	49	0	3	3	2
Chris Herperger	7	1	1	2	14
Libor Ustrnul	40	1	1	2	94
Evan Nielsen*	5	1	0	1	4
Brian Maloney*	4	0	1	1	11
Pauli Levokari*	6	0	1	1	12
Andy Fermyole	1	0	0	0	2
Jeremy Rebek	2	0	0	0	0
(TOTALS)	4	1	1	2	0
Michael Garnett*	2	0	0	0	0
Dylan Mills	2	0	0	0	0
Per Svartvadet	3	0	0	0	2
Anthony Aquino*	5	0	0	0	4
Milan Hnilecka	15	0	0	0	0
Frederic Cassivi	21	0	0	0	4

## GOALTENDER

	GP	MIN	REC.	SO	GA	GAA
Milan Hnilecka	15	838	11-2-1	1	33	2.36
Norm Maracle	49	2,795	22-18-6	2	134	2.88
Frederic Cassivi	21	1,171	10-8-1	0	62	3.18
Michael Garnett*	2	33	0-1-0	0	2	3.64

## PLAYOFFS

	GP	G	A	PTS	PIM
	9	3	5	8	12
	9	7	2	9	4
	9	1	6	7	6
	9	3	1	4	4
	9	1	2	3	10
	9	1	3	4	14
	9	0	0	0	6
	9	0	0	0	4
	9	1	3	4	4
	2	0	0	0	0
	-	-	-	-	-
	-	-	-	-	-
	9	1	3	4	10
	9	0	2	2	20
	9	1	0	1	4
	9	1	2	3	4
	9	0	1	1	7
	-	-	-	-	-
	-	-	-	-	-
	9	1	0	1	31
	-	-	-	-	-
	-	-	-	-	-
	9	0	1	1	27
	-	-	-	-	-
	1	0	0	0	0
	-	-	-	-	-
	9	0	3	3	4
	8	0	0	0	0
	-	-	-	-	-
	6	0	0	0	0
	-	-	-	-	-
	-	-	-	-	-
	-	-	-	-	-
	-	-	-	-	-
	2	0	0	0	2

	GP	MIN	REC.	SO	GA	GAA
	-	-	-	-	-	-
	8	462	3-4	1	17	2.21
	2	90	0-2	0	3	2.00
	-	-	-	-	-	-

\* denotes rookie



## REGULAR SEASON

2003-04	GP	G	A	PTS	PIM
Steve Maltais	76	31	33	64	67
Eric Healey	71	31	20	51	52
Brian Swanson	70	13	34	47	30
Karl Stewart*	72	10	32	42	186
Greg Hawgood	78	6	35	41	62
Tommi Santala	50	15	22	37	34
Derek MacKenzie	63	19	16	35	67
Zdenek Blatny	61	11	23	34	115
Brendan Yarema	63	16	17	33	151
Shawn Heins	58	12	19	31	120
Kurtis Foster	67	11	19	30	95
Kamil Piros	51	10	20	30	20
Stephen Baby*	68	14	12	26	72
Daniel Corso	29	8	18	26	15
(TOTALS)	61	15	29	44	31
Jim Campbell	41	10	13	23	41
Brian Maloney*	69	9	11	20	56
Mike Weaver	78	3	14	17	89
Simon Gamache	16	5	6	11	4
Bob Nardella	13	0	10	10	6
Brad Tapper	20	1	8	9	26
Bill Lindsay	13	3	5	8	8
Luke Sellars	32	2	6	8	72
Joe DiPenta	73	0	6	6	105
Kirill Safronov	21	1	4	5	8
Paul Flache*	9	2	2	4	12
Kari Lehtonen*	39	0	3	3	6
Kevin Doell*	8	1	1	2	6
Libor Ustrnul	46	1	1	2	68
Evan Nielsen	17	1	0	1	6
Doug Wright	1	0	1	1	0
Kyle Rossiter	12	0	1	1	25
(TOTALS)	63	5	8	13	95
Michael Garnett	13	0	1	1	2
Frederic Cassivi	34	0	1	1	2
Anthony Aquino*	2	0	0	0	0
Jeff Dwyer*	11	0	0	0	4

GOALTENDER	GP	MIN	REC.	SO	GA	GAA
Kari Lehtonen*	39	2,192	20-14-2	3	88	2.41
Frederic Cassivi	34	1,911	15-12-5	1	82	2.57
Michael Garnett	13	731	7-3-2	0	32	2.63

## PLAYOFFS

GP	G	A	PTS	PIM
10	5	4	9	16
10	3	6	9	10
10	4	4	8	6
10	2	3	4	29
10	1	2	3	29
10	1	6	7	31
10	7	1	8	13
10	0	4	4	24
10	0	2	2	25
10	1	5	6	44
10	0	3	3	12
-	-	-	-	-
10	1	4	5	6
10	1	5	6	0
-	-	-	-	-
-	-	-	-	-
10	1	1	2	17
9	2	2	4	20
-	-	-	-	-
10	1	3	4	12
-	-	-	-	-
-	-	-	-	-
-	-	-	-	-
10	1	0	1	13
-	-	-	-	-
-	-	-	-	-
10	0	0	0	4
1	0	0	0	0
4	0	1	1	13
-	-	-	-	-
-	-	-	-	-
6	0	0	0	19
-	-	-	-	-
-	-	-	-	-
-	-	-	-	-
-	-	-	-	-
-	-	-	-	-
-	-	-	-	-

\* denotes rookie

## REGULAR SEASON

## PLAYOFFS

## 2004-05

	GP	G	A	PTS	PIM	GP	G	A	PTS	PIM
J.P. Vigier	76	29	41	70	56	18	5	6	11	19
Cory Larose	80	26	37	63	44	18	6	6	12	29
Steve Maltais	80	18	42	60	59	18	5	7	12	6
Lonny Bohonos	62	20	37	57	18	18	3	9	12	6
Travis Roche	73	12	38	50	59	18	1	6	7	18
Brad Larsen	75	26	23	49	112	18	4	7	11	22
Tommi Santala	67	8	40	48	83	18	5	6	11	42
Greg Hawgood	72	8	39	47	50	-	-	-	-	-
Derek MacKenzie	78	13	20	33	87	18	5	6	11	33
Karl Stewart	77	16	8	24	226	12	4	2	6	32
Ben Simon	53	11	10	21	58	18	1	5	6	44
Brian Maloney	77	7	10	17	164	18	2	1	3	38
Stephen Weiss	18	7	9	16	12	18	2	7	9	17
(TOTALS)	80	22	32	54	50	-	-	-	-	-
Paul Flache	61	3	12	15	172	-	-	-	-	-
Joe Corvo	23	7	7	14	14	18	4	5	9	12
Kip Brennan	48	7	6	13	267	18	1	1	2	105
Kevin Doell	45	4	8	12	69	-	-	-	-	-
Tim Wedderburn	65	0	10	10	60	18	1	2	3	23
Stephen Baby	64	6	3	9	115	6	0	0	0	12
Jay Bouwmeester	18	6	3	9	12	18	0	0	0	14
(TOTALS)	82	10	17	27	62	-	-	-	-	-
Brian Sipotz*	75	2	6	8	31	18	1	2	3	6
Kyle Rossiter	33	1	5	6	43	-	-	-	-	-
Colin Stuart*	39	3	2	5	12	-	-	-	-	-
Ryan Van Buskirk	27	1	4	5	33	-	-	-	-	-
Jeff Dwyer*	9	0	2	2	6	-	-	-	-	-
Libor Ustrnul	27	0	2	2	35	-	-	-	-	-
Braydon Coburn*	3	0	1	1	5	18	0	1	1	36
Michael Garnett	24	0	1	1	2	2	0	1	1	0
Adam Berkhoel*	1	0	0	0	2	-	-	-	-	-
Colin Peters	1	0	0	0	0	-	-	-	-	-
(TOTALS)	7	0	0	0	0	-	-	-	-	-
Scott Fankhouser	2	0	0	0	0	-	-	-	-	-
Adam Smyth*	3	0	0	0	2	-	-	-	-	-
Evan Nielsen	3	0	0	0	2	-	-	-	-	-
Nathan Lutz	6	0	0	0	0	-	-	-	-	-
(TOTALS)	7	0	0	0	0	-	-	-	-	-
Kari Lehtonen	57	0	0	0	16	16	0	1	1	0

## GOALTENDER

	GP	MIN	REC.	SO	GA	GAA	GP	MIN	REC.	SO	GA	GAA
Kari Lehtonen	57	3,378	38-17-2	5	128	2.27	16	982	10-6	2	28	1.71
Michael Garnett	24	1,321	11-9-0	1	63	2.86	2	119	2-0	0	3	1.51
Adam Berkhoel*	1	59	0-1-0	0	4	4.04	-	-	-	-	-	-
Scott Fankhouser	2	72	0-2-0	0	9	7.46	-	-	-	-	-	-

\* denotes rookie

## REGULAR SEASON

## PLAYOFFS

2005-06	GP	G	A	PTS	PIM
Ramzi Abid	75	34	42	76	165
Kip Miller	67	19	40	59	48
Scott Barney	53	32	19	51	54
Kevin Doell	78	17	34	51	72
Pat Dwyer*	73	16	29	45	49
Billy Tibbetts	46	20	22	42	249
Karl Stewart	71	22	18	40	184
Justin Morrison	58	22	17	39	38
Travis Roche	59	8	31	39	73
Mark Popovic	73	12	26	38	66
Jared Ross*	62	10	27	37	37
Brian Maloney	68	16	18	34	143
Colin Stuart	78	13	14	27	65
Braydon Coburn*	73	6	20	26	136
Derek MacKenzie	36	10	12	22	48
Stephen Baby	39	7	15	22	44
Jimmy Sharrow*	47	2	17	19	17
Nick Naumenko	39	1	16	17	29
Brian Sipotz	57	2	12	14	41
Bob Nardella	20	1	6	7	14
Tim Wedderburn	73	0	6	6	57
Francis Lessard	36	2	3	5	161
Brad Schell*	10	1	2	3	2
Chris Tamer	14	0	3	3	16
Jim Slater*	4	0	2	2	2
Brad Larsen	6	1	0	1	8
Preston Mizzi	1	1	0	1	0
(TOTALS)	14	2	0	2	12
Nathan Oystriick*	2	0	1	1	4
Steve Shields	4	0	1	1	0
Tuomas Tarkki*	31	0	1	1	2
Tomas Kloucek	33	0	1	1	94
Michael Garnett	35	0	1	1	4
Jeff Dwyer*	1	0	0	0	0
Joel Stepp	1	0	0	0	-1
(TOTALS)	18	2	1	3	21
Troy Milam	2	0	0	0	2
Adam Smyth*	2	0	0	0	11
Guillaume Desbiens*	3	0	0	0	7
Gregg Naumenko	3	0	0	0	0
Jani Hurme	6	0	0	0	0
Adam Berkhoel	11	0	0	0	0

GOALTENDER	GP	MIN	REC.	SO	GA	GAA
Steve Shields	4	240	2-2-0	0	9	2.25
Gregg Naumenko	3	177	1-2-0	0	7	2.37
Toumas Tarkki*	31	1,685	13-10-4	1	91	3.24
Michael Garnett	35	1,892	15-12-4	1	106	3.36
Jani Hurme	6	314	2-4-0	0	19	3.64
Adam Berkhoel	11	526	3-6-0	0	32	3.65

\* denotes rookie

## REGULAR SEASON

## PLAYOFFS

## 2006-07

	GP	G	A	PTS	PIM		GP	G	A	PTS	PIM
Darren Haydar	73	41	81	122	55		15	10	14	24	14
Brett Sterling*	77	55	42	97	96		15	7	5	12	24
Cory Larose	63	22	61	83	75		15	3	4	7	21
Jason Krog	44	26	54	80	20		15	5	14	19	17
Nathan Oystriick*	80	15	32	47	105		15	0	6	6	16
Mark Popovic	65	16	24	40	51		15	3	6	9	4
Steve Martins	48	13	26	39	49		-	-	-	-	-
Derek MacKenzie	52	14	23	37	62		-	-	-	-	-
Jordan LaVallee*	79	16	18	34	90		14	7	1	8	8
Kevin Doell	80	14	19	33	107		15	2	4	6	14
Alex Bourret*	45	11	21	32	46		-	-	-	-	-
Colin Stuart	67	18	11	29	75		15	2	5	7	10
Brian Fahey	75	11	18	29	81		15	3	2	5	20
Joey Crabb*	63	7	15	22	25		6	0	0	0	0
Kyle Wanvig	26	10	11	21	61		-	-	-	-	-
Troy Milam	31	4	17	21	24		-	-	-	-	-
Jimmy Sharrow	42	4	14	18	38		-	-	-	-	-
Andy Delmore	28	5	11	16	10		15	0	6	6	2
(TOTALS)	75	17	23	40	32		-	-	-	-	-
Jared Ross	41	7	8	15	14		-	-	-	-	-
Niko Dimitrakos	17	4	10	14	20		15	3	7	10	8
(TOTALS)	62	19	23	42	54		-	-	-	-	-
Brian Sipotz	73	2	10	12	36		8	0	0	0	2
Braydon Coburn	15	1	10	11	36		-	-	-	-	-
Guillaume Desbiens*	54	3	6	9	118		6	0	1	1	2
Boris Valabik*	50	2	7	9	184		8	0	1	1	37
Andre Deveau	28	4	4	8	105		14	3	2	5	48
(TOTALS)	36	5	6	11	113		-	-	-	-	-
Brad Schell	12	2	2	4	0		15	0	2	2	4
Jon Awe*	5	1	3	4	0		-	-	-	-	-
(TOTALS)	7	1	3	4	0		-	-	-	-	-
Stephen Baby	8	1	2	3	21		-	-	-	-	-
Fred Brathwaite	40	0	2	2	16		5	0	0	0	0
Dave Caruso*	1	0	0	0	0		-	-	-	-	-
Tim Wedderburn	1	0	0	0	0		-	-	-	-	-
Jon Insana	2	0	0	0	8		-	-	-	-	-
Scott Lehman*	3	0	0	0	14		-	-	-	-	-
Brian Lee*	4	0	0	0	6		-	-	-	-	-
Trevor Byrne	9	0	0	0	6		15	2	4	6	18
(TOTALS)	44	1	13	14	52		-	-	-	-	-
Michael Garnett	42	0	0	0	0		11	0	0	0	4
Matt Anderson*	-	-	-	-	-		13	1	1	2	6
Bryan Little*	-	-	-	-	-		2	0	0	0	0
Curtis Fraser*	-	-	-	-	-		4	0	0	0	0

## GOALTENDER

	GP	MIN	REC.	SO	GA	GAA		GP	MIN	REC.	SO	GA	GAA
Fred Brathwaite	40	2,410	22-13-5	2	110	2.74		5	260	1-3	1	7	1.62
Michael Garnett	42	2,380	23-15-1	2	120	3.03		11	675	8-3	1	28	2.49
Dave Caruso*	1	36	1-0-0	0	4	6.75		-	-	-	-	-	-

\* denotes rookie

## REGULAR SEASON

2007-08	GP	G	A	PTS	PIM
Jason Krog	80	39	73	112	30
Brett Sterling	70	38	33	71	116
Jesse Schultz	80	26	40	66	43
Darren Haydar	51	19	39	58	52
Steve Martins	76	17	40	57	78
Joel Kwiatkowski	59	21	29	50	119
Nathan Oystriick	80	15	28	43	112
Jordan LaVallee	76	20	22	42	73
Alexandre Giroux	44	19	22	41	47
Brian Fahey	76	14	23	37	123
Joey Crabb	72	9	26	35	78
Kevin Doell	68	16	17	33	75
Karel Pilar	45	2	24	26	48
Bryan Little*	34	9	16	25	10
Joe Motzko	24	6	16	22	16
(TOTALS)	72	27	43	70	60
Andre Deveau	66	7	11	18	232
Colin Stuart	58	8	8	16	45
Grant Lewis*	43	2	14	16	44
Boris Valabik	58	1	7	8	229
Scott Lehman	40	2	5	7	109
Chad Denny*	11	2	4	6	19
Brian Sipotz	54	1	4	5	22
Colton Fretter*	8	1	3	4	2
Guillaume Desbiens	23	2	1	3	30
Chad Painchaud*	22	1	2	3	13
Robert Gherson	19	0	3	3	10
Matt Anderson*	14	1	1	2	8
Tomas Pospisil*	11	0	2	2	2
Kari Lehtonen	2	0	1	1	0
Arturs Kulda*	5	0	1	1	10
Angelo Esposito*	1	0	0	0	0
Riley Holzapfel*	1	0	0	0	0
Ryan Reid	2	0	0	0	0
Jim Slater	3	0	0	0	0
Jared Nightingale	5	0	0	0	2
(TOTALS)	7	0	0	0	6
Fred Brathwaite	13	0	0	0	0
Ondrej Pavelec*	51	0	0	0	2
Mike Hamilton*	-	-	-	-	-

GOALTENDER	GP	MIN	REC.	SO	GA	GAA
Kari Lehtonen	2	124	2-0-0	0	4	1.93
Fred Brathwaite	13	769	10-2-0	0	32	2.50
Robert Gherson	19	897	8-6-0	2	39	2.61
Ondrej Pavelec*	52	3,033	33-16-3	2	140	2.77

## PLAYOFFS

GP	G	A	PTS	PIM
24	12	26	38	2
16	4	5	9	18
24	8	6	14	18
24	12	15	27	8
22	2	7	9	30
24	10	15	25	30
24	3	8	11	35
24	3	5	8	16
-	-	-	-	-
24	2	8	10	24
24	1	4	5	20
24	4	5	9	41
3	0	0	0	6
24	8	5	13	10
16	2	9	11	12
-	-	-	-	-
24	0	2	2	67
24	3	3	6	18
2	0	0	0	2
24	3	1	4	71
-	-	-	-	-
-	-	-	-	-
-	-	-	-	-
21	0	4	4	14
-	-	-	-	-
1	0	1	1	0
-	-	-	-	-
2	0	0	0	0
11	1	1	2	4
-	-	-	-	-
-	-	-	-	-
22	1	5	6	32
-	-	-	-	-
-	-	-	-	-
-	-	-	-	-
-	-	-	-	-
-	-	-	-	-
24	0	0	0	0
6	1	0	1	2

GP	MIN	REC.	SO	GA	GAA
-	-	-	-	-	-
-	-	-	-	-	-
2	17	0-0	0	1	3.61
24	1,438	16-8	2	56	2.34

\* denotes rookie

## REGULAR SEASON

## PLAYOFFS

2008-09	GP	G	A	PTS	PIM
Joe Motzko	73	29	27	56	82
Jeff Hamilton	50	16	37	53	18
Spencer Machacek*	77	23	25	48	23
Brett Sterling	52	16	23	39	84
Steve Martins	55	13	20	33	58
Riley Holzapfel*	73	13	19	32	38
Jordan LaVallee	64	19	12	31	94
Matt Anderson*	66	13	18	31	32
Joey Crabb	42	15	14	29	62
Jamie Rivers	69	4	24	28	72
Clay Wilson	37	6	18	24	10
(TOTALS)	70	14	30	44	16
Brett Skinner	37	3	20	23	4
(TOTALS)	61	4	31	35	14
Grant Lewis	54	0	22	22	72
Grant Stevenson	59	10	11	21	31
Colin Stuart	42	9	6	15	38
Arturs Kulda*	57	1	14	15	59
Junior Lessard	41	6	5	11	10
Chad Denny*	40	4	6	10	24
Alex Brooks	50	0	10	10	58
Brian Sipotz	66	2	5	7	36
Tyson Marsh	29	1	5	6	29
Mike Hamilton*	30	3	2	5	29
(TOTALS)	47	4	6	10	35
Scott Lehman	50	2	3	5	86
Justin Taylor	14	2	2	4	7
Mike Hoffman	61	2	2	4	89
Jon Insana	19	0	4	4	16
(TOTALS)	30	1	6	7	22
Boris Valabik	11	1	2	3	21
Rylan Kaip*	42	1	2	3	17
Andrew Kozek*	5	2	0	2	2
Tomas Pospisil	31	1	1	2	14
Zach Bogosian*	5	1	0	1	0
James Sanford	7	0	1	1	6
Matt Siddall*	20	0	1	1	19
Ondrej Pavelec	40	0	1	1	0
Jordan Fox*	1	0	0	0	0
(TOTALS)	6	0	1	1	0
Anssi Salmela	2	0	0	0	0
(TOTALS)	40	8	16	24	41
Josh Soares	3	0	0	0	2
(TOTALS)	45	9	13	22	32
Scott Marchesi*	2	0	0	0	0
Danick Paquette*	4	0	0	0	12
Brent Krahn	13	0	0	0	0
Dan Turple*	14	0	0	0	0
Robert Gherson	17	0	0	0	0

GOALTENDER	GP	MIN	REC.	SO	GA	GAA
Brent Krahn	13	738	6-6-0	2	26	2.11
Ondrej Pavelec	40	2,417	18-20-2	3	104	2.58
Robert Gherson	17	966	9-6-0	0	44	2.73
Dan Turple*	14	699	5-8-0	0	34	2.92

\* denotes rookie

## REGULAR SEASON

## PLAYOFFS

## 2009-10

	GP	G	A	PTS	PIM	GP	G	A	PTS	PIM
Jason Krog	78	14	61	75	34	14	5	6	11	6
Tim Stapleton	73	30	29	59	18	14	4	9	13	12
Brett Sterling	55	34	22	56	38	8	4	6	10	4
Joey Crabb	79	24	29	53	59	14	6	5	11	12
Johnny Pohl	66	20	33	53	12	14	3	3	6	2
Spencer Machacek	79	20	29	49	68	13	7	4	11	8
Matt Anderson	63	16	29	45	18	14	0	12	12	4
Kevin Doell	79	16	21	37	69	9	3	0	3	2
Anthony Stewart	77	12	19	31	67	13	9	3	12	6
Paul Postma*	63	15	14	29	24	7	0	2	2	0
Arturs Kulda	66	6	19	25	46	14	1	4	5	8
Nathan Oystreck	43	7	16	23	96	14	2	8	10	8
Riley Holzapfel	60	7	16	23	30	14	0	3	3	6
Andrew Kozek*	69	12	10	22	36	7	0	1	1	0
Chris Chelios	46	5	17	22	24	14	0	0	0	12
Jamie Hunt	42	6	11	17	17	-	-	-	-	-
Mike Vernace	47	2	10	12	29	-	-	-	-	-
Ivan Vishnevskiy	28	2	10	12	10	14	0	6	6	4
(TOTALS)	79	10	26	36	28	-	-	-	-	-
Rylan Kaip	68	4	7	11	59	9	0	0	0	8
Brian Sipotz	44	0	8	8	51	8	0	0	0	4
Steve McCarthy	25	2	5	7	28	-	-	-	-	-
Patrick Galivan*	19	2	4	6	2	-	-	-	-	-
Noah Welch	37	1	4	5	33	14	0	2	2	10
Angelo Esposito*	12	0	4	4	2	-	-	-	-	-
Grant Lewis	26	1	2	3	23	-	-	-	-	-
Craig Weller	14	0	3	3	21	4	0	0	0	4
(TOTALS)	74	4	14	18	90	-	-	-	-	-
Scott Lehman	11	0	2	2	16	-	-	-	-	-
Reid Simpson	14	0	2	2	35	-	-	-	-	-
Josh Gratton	21	0	2	2	60	-	-	-	-	-
Greg Stewart	9	1	0	1	39	10	0	1	1	20
(TOTALS)	54	6	5	11	129	-	-	-	-	-
Tim Filangieri*	10	0	1	1	6	-	-	-	-	-
(TOTALS)	11	0	1	1	8	-	-	-	-	-
Brendan Buckley	1	0	0	0	0	-	-	-	-	-
Ben Chiarot*	1	0	0	0	4	-	-	-	-	-
Cody Sol*	1	0	0	0	0	-	-	-	-	-
Brett Blatchford*	2	0	0	0	0	-	-	-	-	-
Michael Forney*	3	0	0	0	0	-	-	-	-	-
Eric O'Dell*	3	0	0	0	0	-	-	-	-	-
Kari Lehtonen	4	0	0	0	0	-	-	-	-	-
Manny Legace	6	0	0	0	0	-	-	-	-	-
Boris Valabik	6	0	0	0	10	-	-	-	-	-
Peter Mannino	38	0	0	0	4	12	0	0	0	0
Drew MacIntyre	41	0	0	0	0	5	0	0	0	0
Patrice Cormier*	-	-	-	-	-	9	0	0	0	8

## GOALTENDER

	GP	MIN	REC.	SO	GA	GAA	GP	MIN	REC.	SO	GA	GAA
Peter Mannino	38	2,026	26-5-1	2	79	2.34	12	653	6-5	2	34	3.12
Drew MacIntyre	41	2,246	20-17-2	3	95	2.54	5	228	1-2	1	11	2.90
Kari Lehtonen	4	247	1-1-2	0	11	2.67	-	-	-	-	-	-
Manny Legace	6	317	2-2-1	1	17	3.21	-	-	-	-	-	-

\* denotes rookie

## REGULAR SEASON

## PLAYOFFS

2010-11	GP	G	A	PTS	PIM
Jason Krog	80	19	56	75	22
Darren Haydar	77	27	47	74	60
Jared Ross	66	15	40	55	38
Spencer Machacek	67	21	32	53	45
Andre Deveaux	73	23	23	46	194
Paul Postma	69	12	33	45	20
Nigel Dawes	47	27	17	44	17
Ryan Garbutt*	65	19	18	37	118
Mark Matheson	70	9	24	33	12
Fredrik Pettersson	67	11	21	32	46
Riley Holzapfel	68	12	15	27	20
Jaime Sifers	68	4	18	22	66
Tim Miller*	33	11	9	20	12
Michael Davies*	49	8	12	20	8
Arturs Kulda	69	5	12	17	73
Mike Siklenka	36	3	10	13	38
Andrey Zubarev*	51	3	10	13	28
Angelo Esposito*	57	3	10	13	35
Noah Welch	50	2	11	13	65
Andrew Kozek	57	7	5	12	43
Akim Aliu	43	4	5	9	53
Boris Valabik	49	0	9	9	165
Jamie Hunt	27	2	4	6	14
Patrice Cormier*	11	2	3	5	14
Tim Stapleton	4	1	3	4	2
(TOTALS)	24	9	10	19	4
Peter Mannino	42	0	3	3	14
Sergio Somma*	5	1	1	2	0
Michael Forney*	9	0	2	2	0
Edward Pasquale*	24	0	2	2	2
Patrick Rissmiller	6	1	0	1	6
Carl Klingberg*	8	1	0	1	6
Kip Brennan	12	1	0	1	40
Ben Maxwell	2	0	1	1	0
(TOTALS)	49	11	30	41	32
Patrick Galivan*	5	0	1	1	2
Josh Godfrey*	4	0	1	1	0
(TOTALS)	7	0	1	1	2
Adam Huxley*	18	0	1	1	57
Drew MacIntyre	20	0	1	1	0
Chris Carrozzi*	1	0	0	0	0
Al Dorich*	1	0	0	0	0
Matt Krug*	1	0	0	0	0
Ondrej Pavelec	1	0	0	0	0
David Phillips	1	0	0	0	0
Will Colbert*	2	0	0	0	2
Ian MacKenzie	2	0	0	0	7
Jack Combs*	3	0	0	0	0
Zach Redmond	3	0	0	0	4
Brett Festerling	5	0	0	0	0
(TOTALS)	53	3	13	16	56

GOALTENDER	GP	MIN	REC.	SO	GA	GAA
Drew MacIntyre	20	1,135	12-5-1	0	55	2.91
Edward Pasquale*	24	1,372	11-11-1	1	67	2.93
Ondrej Pavelec	1	58	0-1-0	0	3	3.10
Peter Mannino	42	2,232	16-17-4	0	116	3.12
Chris Carrozzi*	1	65	0-1-0	0	6	5.55

\* denotes rookie



## REGULAR SEASON

2011-12	GP	G	A	PTS	PIM
Mark Mancari	69	30	28	58	40
Darren Haydar	70	21	36	57	32
Jordan Schroeder	76	21	23	44	18
Steve Reinprecht	57	13	30	43	14
(TOTALS)	62	13	30	43	14
Tim Miller	75	19	19	38	61
Bill Sweatt	71	16	18	34	24
Kevin Connaughton	73	13	20	33	58
Anton Rodin*	62	10	17	27	18
Mike Duco	56	11	13	24	59
Michael Davies	53	11	12	23	22
Nolan Baumgartner	60	2	20	22	31
Nathan Longpre*	39	8	10	18	4
Mark Matheson	60	2	13	15	16
Chris Tanev	34	0	14	14	6
Victor Oreskovich	28	6	6	12	26
Stefan Schneider	46	4	5	9	6
Antoine Roussel	61	4	5	9	177
Yann Sauve	73	3	6	9	78
Byron Bitz	24	2	7	9	11
Adam Polasek*	46	1	8	9	27
Sebastian Erixon*	30	1	7	8	10
Kevin Doell	17	1	6	7	16
Ryan Parent	22	1	5	6	31
Brad Hunt*	14	1	4	5	8
Nicklas Jensen*	6	4	0	4	6
Matt Climie	32	0	4	4	2
Andrew Gordon	10	2	1	3	10
(TOTALS)	29	5	6	11	20
Dustin Friesen	19	1	2	3	4
Dean Strong*	5	0	3	3	2
Taylor Matson*	5	1	1	2	4
Matt Clackson	43	1	1	2	193
Jordan Henry	16	0	2	2	10
(TOTALS)	68	2	9	11	97
Eddie Lack	46	0	2	2	0
Darren Archibald*	20	1	0	1	10
Frank Corrado*	4	0	1	1	0
J.P. Testwuide	23	0	1	1	15
Joe Cannata*	1	0	0	0	0
Taylor Ellington	1	0	0	0	0

GOALTENDER	GP	MIN	REC.	SO	GA	GAA
Joe Cannata	1	60	1-0-0	0	2	2.00
Eddie Lack	46	2,703	21-20-3	4	104	2.31
Matt Climie	32	1,810	20-11-0	1	76	2.52

## PLAYOFFS

GP	G	A	PTS	PIM
5	0	7	7	6
5	4	4	8	0
5	1	1	2	0
4	2	1	3	2
-	-	-	-	-
5	2	0	2	0
5	1	1	2	0
5	0	1	1	8
-	-	-	-	-
5	0	0	0	2
5	0	1	1	0
5	0	2	2	2
-	-	-	-	-
5	0	0	0	4
-	-	-	-	-
-	-	-	-	-
3	0	0	0	0
2	0	0	0	6
3	0	1	1	2
3	0	1	1	2
-	-	-	-	-
-	-	-	-	-
5	2	4	6	2
5	0	1	1	10
5	1	3	4	0
2	2	0	2	0
1	0	0	0	0
-	-	-	-	-
-	-	-	-	-
-	-	-	-	-
5	0	1	1	4
1	0	0	0	2
-	-	-	-	-
-	-	-	-	-
5	0	0	0	2
-	-	-	-	-
2	0	0	0	0
-	-	-	-	-
-	-	-	-	-
-	-	-	-	-

GP	MIN	REC.	SO	GA	GAA
-	-	-	-	-	-
5	304	2-2	0	11	2.17
1	34	0-1	0	4	7.15

\* denotes rookie

## REGULAR SEASON

## PLAYOFFS

2012-13	GP	G	A	PTS	PIM
Darren Haydar	71	20	37	57	58
Brett Sterling	48	24	21	45	50
Bill Sweatt	66	15	21	36	12
Jordan Schroeder	42	12	21	33	14
Brad Hunt*	65	4	29	33	22
Andrew Gordon	54	19	13	32	49
Andrew Ebbett	37	11	21	32	10
Michael Davies	57	15	10	25	34
Kevin Connauton	60	7	18	25	67
Darren Archibald*	55	12	10	22	47
Zack Kassian	29	8	13	21	61
Mark Matheson	67	6	15	21	8
Anton Rodin	49	4	10	14	22
Eric Kattelus*	39	3	10	13	26
Steve Pinizzotto	24	4	8	12	29
Nathan Longpre	53	4	8	12	23
Chris Tanev	29	2	10	12	6
Jim Vandermeer	34	5	5	10	66
Derek Joslin	53	2	8	10	40
Guillaume Desbiens	52	4	4	8	118
Adam Polasek	24	1	7	8	27
Peter Andersson	42	1	7	8	16
Stefan Schneider	32	2	5	7	12
Danny Groulx	13	2	4	6	4
(TOTALS)	46	6	16	22	28
Tim Miller	56	2	4	6	73
Devin DiDionete	23	2	3	5	57
Alex Friesen*	42	1	4	5	22
Nicklas Jensen	20	2	2	4	8
Jeremie Blain*	25	0	4	4	40
Zach Miskovic	15	2	1	3	9
Ludwig Blomstrand*	8	1	1	2	2
Frank Corrado*	3	0	2	2	0
Yann Sauve	17	0	2	2	10
Jon Matsumoto	5	1	0	1	0
(TOTALS)	65	15	18	33	30
John Negrin	1	0	1	1	0
Trent Daavettila	1	0	1	1	0
Jeremy Price*	5	0	1	1	4
Brent Regner	7	0	1	1	7
(TOTALS)	73	3	16	19	29
Alex Mallet*	18	0	1	1	7
Taylor Matson*	2	0	0	0	0
Patrick Mullen	2	0	0	0	0
Alexandre Grenier*	4	0	0	0	2
Kenton Miller*	6	0	0	0	2
Eddie Lack	13	0	0	0	0
Kellan Lain*	13	0	0	0	6
Joe Cannata*	14	0	0	0	0
Matt Climie	53	0	0	0	6

GOALTENDER	GP	MIN	REC.	SO	GA	GAA
Matt Climie	53	3,094	24-25-3	6	125	2.42
Joe Cannata*	14	747	6-6-0	0	33	2.65
Eddie Lack	13	760	7-4-1	1	38	3.00

\* denotes rookie

## REGULAR SEASON

## PLAYOFFS

2013-14	GP	G	A	PTS	PIM	GP	G	A	PTS	PIM		
Ty Rattie*	72	31	17	48	37	9	1	2	3	4		
Keith Aucoin	62	11	32	43	24	9	2	4	6	2		
Alexandre Bolduc	59	18	19	37	82	-	-	-	-	-		
Pat Cannone	59	16	18	34	16	9	0	2	2	4		
Shane Harper	63	13	20	33	8	9	2	3	5	0		
Michael Davies	46	13	18	31	10	9	1	3	4	2		
Mark Mancari	44	9	22	31	22	-	-	-	-	-		
Dmitrij Jaskin*	42	15	14	29	28	9	4	5	9	10		
Sergey Andronov	53	13	13	26	24	5	0	0	0	2		
Adam Cracknell	28	12	13	25	8	7	3	1	4	2		
Corey Locke	36	6	19	25	16	-	-	-	-	-		
Evan Oberg	60	6	19	25	62	7	0	0	0	2		
Taylor Chorney	69	5	20	25	37	9	1	1	2	2		
Brent Regner	63	3	21	24	36	9	2	4	6	6		
Cade Fairchild	33	2	19	21	18	-	-	-	-	-		
Tyler Shattock	61	6	14	20	38	9	1	1	2	7		
Nathan Longpre	66	6	14	20	10	9	2	1	3	0		
Chris Porter	38	7	11	18	37	-	-	-	-	-		
Christian Hanson	63	5	11	16	32	9	2	0	2	4		
David Shields	55	5	10	15	21	3	0	0	0	0		
Mark Cundari	24	5	8	13	28	9	1	2	3	10		
(TOTALS)	56	9	14	23	73	-	-	-	-	-		
Cody Beach*	34	5	6	11	109	-	-	-	-	-		
Sebastian Wannstrom	37	5	5	10	20	6	1	2	3	6		
Jani Hakanpaa*	54	4	4	8	33	3	0	1	1	0		
Joel Edmundson*	64	4	4	8	108	5	0	0	0	16		
Eric Selleck	18	3	2	5	70	9	0	1	1	17		
(TOTALS)	60	6	6	12	163	-	-	-	-	-		
Joe Corvo	10	1	4	5	0	9	0	4	4	9		
Doug Janik	9	1	3	4	8	-	-	-	-	-		
(TOTALS)	22	2	10	12	16	-	-	-	-	-		
Brett Ponich	14	0	3	3	26	-	-	-	-	-		
Derek Nesbitt	9	1	1	2	0	-	-	-	-	-		
(TOTALS)	52	12	10	22	16	-	-	-	-	-		
Jake Chelios*	4	0	1	1	4	-	-	-	-	-		
Yannick Veilleux*	4	0	1	1	5	-	-	-	-	-		
Jake Allen	52	0	1	1	2	9	0	0	0	0		
Jordan Binnington*	1	0	0	0	0	-	-	-	-	-		
Christopher Caissy*	1	0	0	0	0	-	-	-	-	-		
Eric Castonguay	1	0	0	0	0	-	-	-	-	-		
Henrik Odegaard*	1	0	0	0	2	-	-	-	-	-		
Gergo Nagy*	2	0	0	0	0	-	-	-	-	-		
Tim Miller	4	0	0	0	7	-	-	-	-	-		
Eric Kattelus	6	0	0	0	4	-	-	-	-	-		
Matt Climie	23	0	0	0	2	1	0	0	0	0		
GOALTENDER	GP	MIN	REC.	SO	GA	GAA	GP	MIN	REC.	SO	GA	GAA
Jake Allen	52	3,138	33-16-3	7	106	2.03	9	511	3-6-0	1	28	3.29
Jordan Binnington*	1	65	1-0-0	0	3	2.78	-	-	-	-	-	-
Matt Climie	23	1,417	11-10-2	0	67	2.84	1	27	0-0-0	0	2	4.52

\* denotes rookie

## REGULAR SEASON

## PLAYOFFS

2014-15	GP	G	A	PTS	PIM
Shane Harper	75	32	18	50	14
Pat Cannone	64	14	33	47	18
Ty Rattie	59	21	21	42	12
Jeremy Welsh	75	20	21	41	32
Philip McRae	67	15	18	33	21
Magnus Paajarvi	36	11	18	29	6
Brent Regner	71	6	23	29	6
Terry Broadhurst	58	8	18	26	14
Rob Bordson	61	8	15	23	33
Petteri Lindbohm*	53	6	12	18	62
Colin Fraser	59	9	8	17	67
Dmitrij Jaskin	18	4	11	15	31
Mathieu Brodeur	69	4	11	15	33
Jake Chelios*	41	1	14	15	32
Yannick Veilleux*	64	9	4	13	83
Adam Cracknell	22	7	6	13	8
(TOTAL)	40	10	10	20	10
Adam Burish	36	6	6	12	18
(TOTAL)	54	10	9	19	32
Joel Edmundson	30	4	8	12	49
Sebastian Wannstrom	36	3	9	12	12
Brendan Bell	17	1	9	10	6
(TOTAL)	64	2	31	33	21
Cody Beach	41	2	7	9	210
Chris Butler	14	1	8	9	6
John McCarthy	25	5	3	8	11
Brent Sopel	29	1	7	8	46
Jani Hakanpaa	64	1	7	8	46
Colton Parayko*	17	4	3	7	6
Benn Ferriero	39	2	5	7	12
Jacob Doty*	14	2	4	6	22
David Shields	42	0	6	6	10
Robby Fabbri*	3	1	3	4	2
Nathan Longpre	28	1	3	4	2
Matthew Register*	6	0	4	4	2
Gergo Nagy*	6	0	2	2	2
Ben Eager	26	0	2	2	86
Matt Climie	37	0	1	1	4
Niklas Lundstrom	1	0	0	0	0
Joe Sovo	3	0	0	0	2
Jordan Binnington	45	0	0	0	4

GOALTENDER	GP	MIN	RECORD	SO	GA	GAA
Niklas Lundstrom*	1	14	0-0-0	0	0	1.000
Jordan Binnington*	45	2,556	25-15-4	3	100	2.35
Matt Climie	37	2,021	15-14-3	2	83	2.46

GP	G	A	PTS	PIM
5	0	4	4	4
5	0	6	6	0
3	0	0	0	2
5	1	1	2	2
-	-	-	-	-
5	3	1	4	0
3	1	1	2	0
3	0	0	0	0
2	0	0	0	2
5	0	1	1	10
5	1	0	1	4
-	-	-	-	-
3	1	0	1	2
-	-	-	-	-
-	-	-	-	-
5	1	0	1	4
-	-	-	-	-
5	1	0	1	4
-	-	-	-	-
5	2	0	2	2
-	-	-	-	-
5	0	2	2	2
-	-	-	-	-
4	0	0	0	6
-	-	-	-	-
-	-	-	-	-
-	-	-	-	-
4	0	1	1	6
5	0	0	0	6
2	1	0	1	0
1	0	0	0	0
-	-	-	-	-
3	0	0	0	2
2	0	0	0	2
-	-	-	-	-
-	-	-	-	-
-	-	-	-	-
-	-	-	-	-
-	-	-	-	-
-	-	-	-	-

GP	MIN	RECORD	SO	GA	GAA
-	-	-	-	-	-
5	334	2-3-0	0	12	2.16
-	-	-	-	-	-

\* denotes rookie

## REGULAR SEASON

## PLAYOFFS

2015-16	GP	G	A	PTS	PIM
Pat Cannone	73	20	32	52	38
Danny Kristo	71	25	23	48	29
Ty Rattie	62	17	29	46	28
Jordan Caron	70	17	19	36	115
Jordan Schmaltz*	71	6	30	36	24
Andre Benoit	72	8	25	33	26
Jeremy Welsh	74	15	13	28	54
Ivan Barbashev*	65	10	18	28	15
Peter Harrold	70	1	23	24	15
Yannick Veilleux	72	8	15	23	79
Evan Trupp	59	7	15	22	17
Zach O'Brien	62	8	11	19	0
Chris Butler	46	4	14	18	39
Scooter Vaughan	68	3	11	14	56
Eriah Hayes	39	6	5	11	43
Petteri Lindbohm	43	3	8	11	50
Jacob Doty*	53	4	4	8	163
Magnus Paajarvi	7	4	3	7	2
Emerson Clark*	29	2	5	7	62
Bryce Gervais*	10	4	2	6	2
Jared Nightingale	31	2	4	6	68
Justin Hodgman	15	0	6	6	21
Riley Brace	12	1	4	5	4
Konrad Abeltshauser	20	0	5	5	14
Spencer Asuchak*	30	3	1	4	29
Hubert Labrie	15	2	2	4	20
(TOTALS)	65	2	9	11	81
Cody Beach	25	2	2	4	105
Jeremie Blain	16	3	0	3	10
Zack Torquato	22	2	1	3	17
Dmitrij Jaskin	3	1	1	2	4
Justin Crandall*	7	1	1	2	2
Justin Selman*	7	1	1	2	2
Richard Nedomelel*	12	0	2	2	24
(TOTALS)	14	0	2	2	4
Tommy Vannelli*	7	0	1	1	8
Joel Chouinard	1	0	0	0	2
Zach Pochiro*	1	0	0	0	0
Mark Cooper*	2	0	0	0	0
Travis Walsh*	3	0	0	0	4
Nick Petrecki	3	0	0	0	7
(TOTALS)	6	0	0	0	17
Drew Daniels*	1	0	0	0	0
(TOTALS)	4	0	0	0	4
Mike Embach*	4	0	0	0	2
Niklas Lundstrom*	4	0	0	0	0
Joel Edmundson	6	0	0	0	15
Zack Phillips	9	0	0	0	6
(TOTALS)	48	5	9	14	14
Pheonix Copley	37	0	0	0	4
Jordan Binnington	41	0	0	0	4

GOALTENDER	GP	MIN	RECORD	SO	GA	GAA
Niklas Lundstrom*	4	153	1-1-0	0	7	2.75
Pheonix Copley	37	2,088	15-16-3	3	97	2.79
Jordan Binnington	41	2,341	17-18-5	1	111	2.85

\* denotes rookie

## REGULAR SEASON

## PLAYOFFS

2016-17	GP	G	A	PTS	PIM	GP	G	A	PTS	PIM
Kenny Agostino	65	24	59	83	48	10	5	5	10	8
Wade Megan	73	33	33	66	57	5	0	1	1	4
Andrew Agozzino	71	18	36	54	57	10	3	3	6	6
Vince Dunn*	72	13	32	45	71	10	1	5	6	4
Samuel Blais*	75	26	17	43	58	10	3	5	8	18
Ivan Barbashev	46	19	18	37	14	-	-	-	-	-
Brett Sterling	61	11	18	29	40	4	1	1	2	6
Brad Hunt	23	9	20	29	6	-	-	-	-	-
Chris Butler	72	5	21	26	46	9	1	5	6	4
Jordan Caron	57	5	20	25	47	9	0	1	1	2
Jordan Schmaltz	42	3	22	25	22	8	1	4	5	4
Bryce Gervais*	60	13	8	21	37	8	0	1	1	7
Magnus Paajarvi	26	7	11	18	2	-	-	-	-	-
Petteri Lindbohm	52	8	8	16	54	9	1	3	4	2
Landon Ferraro	22	7	8	15	12	-	-	-	-	-
Scooter Vaughan	60	6	6	12	31	4	0	1	1	0
Alex Friesen	76	3	9	12	47	10	1	3	4	8
Mackenzie MacEachern*	55	5	6	11	8	10	2	1	3	4
James Wisniewski	21	4	7	11	30	5	0	2	2	0
Conner Bleackley*	45	2	8	10	8	2	0	0	0	5
Ty Loney	20	4	5	9	4	8	1	2	3	14
(TOTALS)	24	4	6	10	4	-	-	-	-	-
Brad Malone	19	4	4	8	6	-	-	-	-	-
(TOTALS)	71	11	17	28	72	-	-	-	-	-
Reid McNeill	47	2	6	8	46	-	-	-	-	-
(TOTALS)	61	3	7	10	67	-	-	-	-	-
Ty Rattie	22	2	3	5	2	9	2	2	4	14
Emerson Clark	10	2	2	4	7	-	-	-	-	-
Jake Walman*	7	2	1	3	2	8	2	1	3	4
Kevin Tansey*	19	1	2	3	21	2	0	0	0	0
Tage Thompson*	16	1	1	2	2	10	2	1	3	4
Justin Selman*	17	1	1	2	6	-	-	-	-	-
Danny Kristo	8	0	2	2	2	-	-	-	-	-
Steven McParland*	3	0	1	1	4	-	-	-	-	-
Jacob Doty	4	0	1	1	17	-	-	-	-	-
Gus Young	6	0	1	1	26	-	-	-	-	-
Jared Nightingale	12	0	1	1	18	-	-	-	-	-
Jordan Binnington	32	0	1	1	17	2	0	0	0	0
Jordan Kyrou*	1	0	0	0	0	-	-	-	-	-
Josh Atkinson*	2	0	0	0	0	-	-	-	-	-
Josh Brittain	2	0	0	0	0	-	-	-	-	-
Greger Hanson	2	0	0	0	2	-	-	-	-	-
Adam Musil*	2	0	0	0	0	6	3	2	5	2
Ville Husso*	22	0	0	0	0	10	0	1	1	0
Pheonix Copley	25	0	0	0	8	-	-	-	-	-
Zach Sanford*	-	-	-	-	-	2	0	0	0	0
(TOTALS)	25	11	5	16	14	-	-	-	-	-

## GOALTENDER

GOALTENDER	GP	MIN	RECORD	SO	GA	GAA
Pheonix Copley	25	1,453	15-6-3	1	56	2.31
Ville Husso*	22	1,267	13-6-2	1	50	2.37
Jordan Binnington	32	1,879	16-7-8	2	85	2.71

GP	MIN	RECORD	SO	GA	GAA
-	-	-	-	-	-
10	536	4-6	0	30	3.36
2	65	0-0	0	2	1.86

\* denotes rookie



Defenseman Jake Walman was one of 16 first-year skaters on the Chicago Wolves roster during the 2016-17 season. Following the conclusion of his junior campaign with Providence College, the 21-year-old joined the Wolves on March 29, 2017.

**GAMES PLAYED**

1994-95	Tim Bergland*
1995-96	Tim Bergland/Steve Maltais*
1996-97	Tim Bergland*
1997-98	Steve Maltais*
1998-99	Steve Maltais/Chris Marinucci/Bob Nardella*
1999-2000	Steve Larouche/Steve Maltais*
2000-01	Brian Noonan*
2001-02	Rob Brown*
2002-03	Derek MacKenzie*
2003-04	Greg Hawgood
2004-05	Jay Bouwmeester*
2005-06	Kevin Doell/Colin Stuart
2006-07	Kevin Doell/Nathan Oystriick*
2007-08	Jason Krog/Nathan Oystriick/Jesse Schultz*
2008-09	Spencer Machacek
2009-10	Joey Crabb/Kevin Doell/ Spencer Machacek
2010-11	Jason Krog
2011-12	Jordan Schroeder*
2012-13	Darren Haydar
2013-14	Ty Rattie
2014-15	Shane Harper/Jeremy Welsh
2015-16	Pat Cannone
2016-17	Alex Friesen*

**POINTS**

1994-95	Steve Maltais
1995-96	Rob Brown*
1996-97	Rob Brown*
1997-98	Steve Maltais
1998-99	Steve Maltais
1999-2000	Steve Maltais*
2000-01	Steve Larouche*
2001-02	Rob Brown
2002-03	Steve Maltais*
2003-04	Steve Maltais
2004-05	J.P. Vigier
2005-06	Ramzi Abid
2006-07	Darren Haydar*
2007-08	Jason Krog*
2008-09	Joe Motzko
2009-10	Jason Krog
2010-11	Jason Krog
2011-12	Mark Mancari
2012-13	Darren Haydar
2013-14	Ty Rattie
2014-15	Shane Harper
2015-16	Pat Cannone
2016-17	Kenny Agostino*

**GOALS**

81	1994-95	Steve Maltais*	57
81	1995-96	Steve Maltais	56
82	1996-97	Steve Maltais*	60
82	1997-98	Steve Maltais*	46
82	1998-99	Steve Maltais*	56
82	1999-2000	Steve Maltais*	44
82	2000-01	Niklas Andersson	33
80	2001-02	Steve Maltais	31
80	2002-03	Simon Gamache	35
78	2003-04	Eric Healey/Steve Maltais	31
82	2004-05	J.P. Vigier	29
78	2005-06	Ramzi Abid	34
80	2006-07	Brett Sterling*	55
80	2007-08	Jason Krog*	39
77	2008-09	Joe Motzko	29
79	2009-10	Brett Sterling	34
80	2010-11	Darren Haydar	27
76	2011-12	Mark Mancari	30
71	2012-13	Brett Sterling	24
72	2013-14	Ty Rattie	31
75	2014-15	Shane Harper	32
73	2015-16	Danny Kristo	25
76	2016-17	Wade Megan*	33

**ASSISTS**

97	1994-95	Brian Wiseman	55
143	1995-96	Rob Brown*	91
117	1996-97	Rob Brown*	80
103	1997-98	Steve Maltais	57
100	1998-99	Tom Tilley	55
90	1999-2000	Steve Larouche*	57
83	2000-01	Rob Brown	53
83	2001-02	Rob Brown	54
86	2002-03	Steve Maltais*	56
64	2003-04	Greg Hawgood	35
70	2004-05	Steve Maltais	42
76	2005-06	Ramzi Abid	42
122	2006-07	Darren Haydar*	81
112	2007-08	Jason Krog*	73
56	2008-09	Jeff Hamilton	37
75	2009-10	Jason Krog	61
75	2010-11	Jason Krog	56
58	2011-12	Darren Haydar	36
57	2012-13	Darren Haydar	37
48	2013-14	Keith Aucoin	32
50	2014-15	Pat Cannone	33
52	2015-16	Pat Cannone	32
83	2016-17	Kenny Agostino*	59

\* led or shared the league lead



**POINTS BY A DEFENSEMAN**

1994-95	Bob Nardella
1995-96	Steve Bancroft
1996-97	Brett Hauer
1997-98	Tom Tilley
1998-99	Tom Tilley
1999-2000	Bob Nardella
2000-01	Bob Nardella
2001-02	Bob Nardella
2002-03	Kurtis Foster
2003-04	Greg Hawgood
2004-05	Travis Roche
2005-06	Travis Roche
2006-07	Nathan Oystreck
2007-08	Joel Kwiatkowski
2008-09	Jamie Rivers
2009-10	Paul Postma
2010-11	Paul Postma
2011-12	Kevin Connauton
2012-13	Brad Hunt
2013-14	Taylor Chorney/Evan Oberg
2014-15	Brent Regner
2015-16	Jordan Schmaltz
2016-17	Vince Dunn

**PLUS/MINUS (+/-)**

1994-95	Todd Harkins
1995-96	Steve Bancroft
1996-97	Steve Gosselin
1997-98	Chris Marinucci
1998-99	Steve Maltais/Chris Marinucci
1999-2000	Bob Nardella
2000-01	Niklas Andersson
2001-02	Dan Plante
2002-03	Joe DiPenta/Dallas Eakins
2003-04	Karl Stewart
2004-05	J.P. Vigier
2005-06	Karl Stewart
2006-07	Brian Sipotz*
2007-08	Joel Kwiatkowski
2008-09	Matt Anderson
2009-10	Arturs Kulda*
2010-11	Ryan Garbutt
2011-12	Tim Miller
2012-13	Brett Sterling
2013-14	Pat Cannone
2014-15	Brent Regner
2015-16	Peter Harrold
2016-17	Wade Megan

**PENALTY MINUTES**

49	1994-95	Kevin MacDonald*	336
50	1995-96	Kevin MacDonald	274
40	1996-97	Kerry Toporowski	231
58	1997-98	Scott Pearson	225
60	1998-99	Dennis Vial	213
46	1999-2000	Daniel Lacroix	194
49	2000-01	Chris LiPuma	184
26	2001-02	Garnet Exelby	257
42	2002-03	Francis Lessard	194
41	2003-04	Karl Stewart	186
50	2004-05	Kip Brennan	267
39	2005-06	Billy Tibbetts	249
47	2006-07	Boris Valabik	184
50	2007-08	Andre Deveaux	232
28	2008-09	Jordan LaVallee	94
29	2009-10	Nathan Oystreck	96
45	2010-11	Andre Deveaux	194
33	2011-12	Matt Clackson	193
33	2012-13	Guillaume Desbiens	118
25	2013-14	Cody Beach	109
29	2014-15	Cody Beach	210
36	2015-16	Jacob Doty	163
45	2016-17	Vince Dunn	71

**SHOTS**

+7	1994-95	Steve Maltais	336
+19	1995-96	Steve Maltais*	415
+19	1996-97	Steve Maltais*	357
+21	1997-98	Steve Maltais*	371
+26	1998-99	Steve Maltais*	376
+29	1999-2000	Steve Maltais*	327
+33	2000-01	Rob Brown	234
+12	2001-02	Steve Maltais	207
+22	2002-03	Steve Maltais	238
+24	2003-04	Steve Maltais	201
+26	2004-05	Cory Larose	222
+17	2005-06	Ramzi Abid	287
+34	2006-07	Brett Sterling	287
+23	2007-08	Jason Krog	212
+20	2008-09	Spencer Machacek	201
+47	2009-10	Spencer Machacek	207
+27	2010-11	Darren Haydar	201
+19	2011-12	Mark Mancari	230
+15	2012-13	Darren Haydar	170
+24	2013-14	Ty Rattie	211
+21	2014-15	Ty Rattie	195
+6	2015-16	Danny Kristo	184
+27	2016-17	Wade Megan	194

\* led or shared the league lead

**SHOOTING PERCENTAGE**

1994-95	Evgeny Davydov
1995-96	Brian Wiseman
1996-97	Denny Felsner
1997-98	Ravil Gusmanov
1998-99	Chris Marinucci
1999-2000	Niklas Andersson
2000-01	Robert Petrovicky
2001-02	Kamil Piros
2002-03	Simon Gamache
2003-04	Eric Healey*
2004-05	Kip Brennan/Brad Larsen
2005-06	Scott Barney
2006-07	Brett Sterling
2007-08	Jesse Schultz
2008-09	Steve Martins
2009-10	Brett Sterling
2010-11	Tim Miller
2011-12	Michael Davies
2012-13	Andrew Gordon
2013-14	Adam Cracknell
2014-15	Shane Harper*
2015-16	Cody Beach
2016-17	Ivan Barbashev

**POWER-PLAY GOALS**

1994-95	Steve Maltais*
1995-96	Steve Maltais
1996-97	Steve Maltais*
1997-98	Steve Maltais*
1998-99	Steve Maltais
1999-2000	Steve Maltais*
2000-01	Steve Larouche
2001-02	Steve Maltais*
2002-03	Simon Gamache
2003-04	Steve Maltais
2004-05	Cory Larose
2005-06	Ramzi Abid
2006-07	Brett Sterling*
2007-08	Brett Sterling
2008-09	Spencer Machacek
2009-10	Johnny Pohl/Brett Sterling
2010-11	Andre Deveau
2011-12	Mark Mancari
2012-13	Brett Sterling
2013-14	Alexandre Bolduc/Dmitrij Jaskin/ Ty Rattie
2014-15	Shane Harper
2015-16	Danny Kristo
2016-17	Andrew Agozzino

**SHORT-HANDED GOALS**

1994-95	Lee Davidson	3
1995-96	Rob Brown	4
1996-97	Tim Bergland	3
1997-98	Steve Maltais/Chris Marinucci	3
1998-99	Guy Larose*	4
1999-2000	Niklas Andersson	4
2000-01	Niklas Andersson*	5
2001-02	Derek MacKenzie/Dan Plante	3
2002-03	Ben Simon*	7
2003-04	Derek MacKenzie/Brian Swanson	2
	Brendan Yarema	
2004-05	Derek MacKenzie	6
2005-06	Karl Stewart*	6
2006-07	Derek MacKenzie*	5
2007-08	Colin Stuart	3
2008-09	Joey Crabb/Jordan LaVallee	3
2009-10	Spencer Machacek/Tim Stapleton	3
2010-11	Tim Miller	3
2011-12	Steve Reinprecht	3
2012-13	Andrew Gordon	2
2013-14	Alexandre Bolduc	3
2014-15	Jeremy Welsh*	4
2015-16	Andre Benoit/Pat Cannone/Danny Kristo/Ty Rattie	1
2016-17	Wade Megan	3

**GAME-WINNING GOALS**

1994-95	Steve Maltais	9
1995-96	Steve Maltais	9
1996-97	Steve Maltais	8
1997-98	Ravil Gusmanov/Steve Maltais	7
1998-99	Chris Marinucci*	10
1999-2000	Steve Maltais*	9
2000-01	Niklas Andersson*	9
2001-02	Rob Brown	7
2002-03	Simon Gamache/Steve Maltais	5
2003-04	Eric Healey	5
2004-05	J.P. Vigier	8
2005-06	Ramzi Abid	5
2006-07	Brett Sterling	7
2007-08	Brett Sterling*	10
2008-09	Joe Motzko	4
2009-10	Brett Sterling	7
2010-11	Andre Deveau	5
2011-12	Mark Mancari*	10
2012-13	Darren Haydar/Brett Sterling	5
2013-14	Ty Rattie	5
2014-15	Shane Harper*	10
2015-16	Pat Cannone	5
2016-17	Wade Megan	7

\* led or shared the league lead

**FIRST GOALS**

1994-95	Steve Maltais	
1995-96	Steve Maltais	
1996-97	Steve Maltais	
1997-98	Ravil Gusmanov	
1998-99	Chris Marinucci	
1999-2000	Steve Maltais	
2000-01	Steve Maltais	
2001-02	Kamil Piro	
2002-03	Simon Gamache	
2003-04	Brendan Yarema	
2004-05	Brad Larsen	
2005-06	Billy Tibbetts	
2006-07	Darren Haydar/Brett Sterling	
2007-08	Jesse Schultz/Brett Sterling	
2008-09	Spencer Machacek/Joe Motzko	
2009-10	Matt Anderson/Brett Sterling	
2010-11	Andre Deveau/Nigel Dawes/ Ryan Garbutt	
2011-12	Darren Haydar/Steve Reinprecht	
2012-13	Zack Kassian	
2013-14	Adam Cracknell	
2014-15	Shane Harper	
2015-16	Jordan Caron/Danny Kristo	
2016-17	Samuel Blais	

**HAT TRICKS**

1994-95	Steve Maltais	2
1995-96	Steve Maltais	5
1996-97	Rob Brown/Brad Purdie	1
1997-98	Ravil Gusmanov/Steve Maltais/ Chris Marinucci/Scott Pearson	1
1998-99	Steve Maltais	2
1999-2000	Chris Marinucci/Steve Maltais	2
2000-01	Ted Drury/Steve Maltais	2
2001-02	Steve Maltais	2
2002-03	Yuri Butsayev/Simon Gamache/Steve Maltais	1
2003-04	Derek MacKenzie/Steve Maltais/ Brian Swanson	1
2004-05	Brad Larsen	2
2005-06	Derek MacKenzie	1
2006-07	Brett Sterling	3
2007-08	Kevin Doell/Darren Haydar/ Joel Kwiatkowski/Jesse Schultz/ Brett Sterling	1
2008-09	Joey Crabb	1
2009-10	Paul Postma	1
2010-11	Andre Deveau/Nigel Dawes/ Darren Haydar	1
2011-12	Mark Mancari	2
2012-13	Brett Sterling	2
2013-14	Sergey Andronov/Pat Cannone	1
2014-15	Ty Rattie/Magnus Paajarvi	1
2015-16	Pat Cannone	2
2016-17	Kenny Agostino/Wade Megan	1

**SAVE PERCENTAGE**

7	1994-95	Ray LeBlanc	.909
12	1995-96	Ray LeBlanc	.900
7	1996-97	Wendell Young	.894
7	1997-98	Wendell Young	.896
8	1998-99	Wendell Young	.914
7	1999-2000	Andrei Trefilov	.919
8	2000-01	Richard Shulmistra	.937
6	2001-02	Norm Maracle	.906
7	2002-03	Milan Hnilicka	.922
6	2003-04	Kari Lehtonen	.926
7	2004-05	Kari Lehtonen	.929
7	2005-06	Tuomas Tarkki	.888
7	2006-07	Fred Brathwaite	.902
7	2007-08	Robert Gherson	.914
5	2008-09	Ondrej Pavelec	.914
5	2009-10	Peter Mannino	.921
4	2010-11	Drew MacIntyre	.906
5	2011-12	Eddie Lack	.925
7	2012-13	Matt Climie	.921
5	2013-14	Jake Allen*	.928
5	2014-15	Jordan Binnington	.916
8	2015-16	Pheonix Copley	.909
6	2016-17	Pheonix Copley/Ville Husso	.920

**GOALS-AGAINST AVERAGE**

7	1994-95	Ray LeBlanc	3.26
5	1995-96	Ray LeBlanc	3.61
1	1996-97	Ray LeBlanc	3.23
1	1997-98	Wendell Young	3.07
	1998-99	Wendell Young	2.46
	1999-2000	Andrei Trefilov	2.36
	2000-01	Richard Shulmistra	1.89
	2001-02	Norm Maracle	2.90
	2002-03	Milan Hnilicka	2.36
	2003-04	Kari Lehtonen	2.41
	2004-05	Kari Lehtonen	2.27
	2005-06	Tuomas Tarkki	3.24
	2006-07	Fred Brathwaite	2.74
	2007-08	Robert Gherson	2.61
	2008-09	Ondrej Pavelec	2.58
	2009-10	Peter Mannino	2.34
	2010-11	Drew MacIntyre	2.91
	2011-12	Eddie Lack	2.31
	2012-13	Matt Climie	2.42
	2013-14	Jake Allen*	2.03
	2014-15	Jordan Binnington	2.35
	2015-16	Pheonix Copley	2.79
	2016-17	Pheonix Copley	2.31

\* led or shared the league lead

**WINS**

1994-95	Ray LeBlanc
1995-96	Wendell Young
1996-97	Wendell Young
1997-98	Wendell Young
1998-99	Pat Jablonski
1999-2000	Wendell Young
2000-01	Richard Shulmistra
2001-02	Norm Maracle
2002-03	Norm Maracle
2003-04	Kari Lehtonen
2004-05	Kari Lehtonen
2005-06	Michael Garnett
2006-07	Michael Garnett
2007-08	Ondrej Pavelec
2008-09	Ondrej Pavelec
2009-10	Peter Mannino
2010-11	Peter Mannino
2011-12	Eddie Lack
2012-13	Matt Climie
2013-14	Jake Allen*
2014-15	Jordan Binnington
2015-16	Jordan Binnington
2016-17	Jordan Binnington

**SHUTOUTS**

19	1994-95	Ray LeBlanc	1
30	1995-96	Wendell Young	1
25	1996-97	Ray LeBlanc/Wendell Young	2
31	1997-98	Wendell Young	2
22	1998-99	Wendell Young	3
32	1999-2000	Wendell Young	6
20	2000-01	Richard Shulmistra	4
21	2001-02	Norm Maracle	3
22	2002-03	Norm Maracle	2
20	2003-04	Kari Lehtonen	3
38	2004-05	Kari Lehtonen	5
15	2005-06	Michael Garnett/Tuomas Tarkki	1
23	2006-07	Fred Brathwaite/Michael Garnett	2
33	2007-08	Robert Gherson/Ondrej Pavelec	2
18	2008-09	Ondrej Pavelec	3
26	2009-10	Drew MacIntyre	3
16	2010-11	Edward Pasquale	1
21	2011-12	Eddie Lack	4
24	2012-13	Matt Climie	6
33	2013-14	Jake Allen*	7
25	2014-15	Jordan Binnington	3
17	2015-16	Pheonix Copley	3
16	2016-17	Jordan Binnington	2

\* led or shared the league lead



In each of his three full regular seasons with the Chicago Wolves, goaltender Jordan Binnington has posted the most victories. During the 2016-17 campaign, the then-23-year-old finished with 16 wins to his credit.

## REGULAR SEASON • 34-33-14

No.	Date	Opponent	Result	Score	Record
1.	Oct. 1	at Detroit	SOL	5-6	0-0-1
2.	Oct. 8	at Indianapolis	W (SO)	3-2	1-0-1
3.	Oct. 9	at Peoria	L	1-8	1-1-1
4.	OCT. 14	DETROIT	W	4-2	2-1-1
5.	Oct. 15	at Milwaukee	W (SO)	4-3	3-1-1
6.	OCT. 16	MINNESOTA	L	1-6	3-2-1
7.	OCT. 19	KALAMAZOO	W (SO)	3-2	4-2-1
8.	Oct. 21	at Milwaukee	L	5-7	4-3-1
9.	Oct. 22	at Kalamazoo	L	2-5	4-4-1
10.	OCT. 26	INDIANAPOLIS	L	3-5	4-5-1
11.	OCT. 29	CLEVELAND	W	3-2	5-5-1
12.	NOV. 5	KALAMAZOO	SOL	3-4	5-5-2
13.	NOV. 9	SOVIET WINGS	W	2-1	6-5-2
14.	Nov. 11	at Indianapolis	W	5-4	7-5-2
15.	NOV. 12	CINCINNATI	SOL	2-3	7-5-3
16.	Nov. 15	at Minnesota	L	3-4	7-6-3
17.	Nov. 18	at Kalamazoo	W	4-2	8-6-3
18.	NOV. 19	PEORIA	W	3-2	9-6-3
19.	NOV. 20	DETROIT	L	1-7	9-7-3
20.	Nov. 23	at Cleveland	W	7-4	10-7-3
21.	Nov. 24	at Fort Wayne	W (SO)	4-3	11-7-3
22.	Nov. 25	at Peoria	L	2-5	11-8-3
23.	NOV. 27	CLEVELAND	L	2-3	11-9-3
24.	Dec. 2	at Denver	L	3-4	11-10-3
25.	Dec. 3	at Kansas City	W (SO)	4-3	12-10-3
26.	Dec. 7	at Milwaukee	SOL	3-4	12-10-4
27.	Dec. 9	at Kalamazoo	L	3-6	12-11-4
28.	DEC. 15	CINCINNATI	L	3-7	12-12-4
29.	Dec. 16	at Detroit	SOL	2-3	12-12-5
30.	DEC. 18	DETROIT	L	4-5	12-13-5
31.	DEC. 22	MILWAUKEE	SOL	5-6	12-13-6
32.	Dec. 26	at Detroit	W	4-2	13-13-6
33.	Dec. 27	at Cleveland	L	2-4	13-14-6
34.	DEC. 28	CLEVELAND	W	6-2	14-14-6
35.	DEC. 30	MILWAUKEE	L	2-5	14-15-6
36.	Dec. 31	at Houston	W	3-2	15-15-6
37.	Jan. 2	at Atlanta	SOL	4-5	15-15-7
38.	JAN. 4	SAN DIEGO	W	6-4	16-15-7
39.	Jan. 6	at Peoria	W (SO)	4-3	17-15-7
40.	JAN. 7	PEORIA	L	1-2	17-16-7
41.	JAN. 11	ATLANTA	L	1-2	17-17-7
42.	Jan. 13	at Indianapolis	L	2-3	17-18-7
43.	JAN. 14	FORT WAYNE	W	5-1	18-18-7
44.	JAN. 21	PHOENIX	SOL	3-4	18-18-8
45.	JAN. 22	CLEVELAND	SOL	4-5	18-18-9
46.	Jan. 24	at Las Vegas	W	5-4	19-18-9
47.	Jan. 27	at San Diego	L	2-6	19-19-9
48.	Jan. 28	at Phoenix	SOL	2-3	19-19-10
49.	FEB. 1	FORT WAYNE	W (SO)	3-2	20-19-10
50.	FEB. 4	DETROIT	W	3-2	21-19-10
51.	FEB. 5	KANSAS CITY	W	5-2	22-19-10
52.	Feb. 8	at Fort Wayne	SOL	5-6	22-19-11
53.	FEB. 9	DETROIT	L	1-4	22-20-11
54.	Feb. 10	at Milwaukee	L	2-5	22-21-11
55.	FEB. 12	CLEVELAND	W	4-3	23-21-11
56.	FEB. 14	DENVER	SOL	3-4	23-21-12
57.	FEB. 18	PEORIA	SOL	3-4	23-21-13
58.	Feb. 19	at Peoria	L	0-1	23-22-13
59.	FEB. 22	KALAMAZOO	L	3-7	23-23-13
60.	Feb. 24	at Cleveland	L	5-8	23-24-13
61.	Feb. 25	at Kalamazoo	W	5-1	24-24-13
62.	FEB. 26	FORT WAYNE	W	5-3	25-24-13
63.	MARCH 1	INDIANAPOLIS	L	2-3	25-25-13
64.	March 3	at Cincinnati	L	2-6	25-26-13

No.	Date	Opponent	Result	Score	Record
65.	March 4	at Cincinnati	L	4-5	25-27-13
66.	MARCH 8	PEORIA	W	3-0	26-27-13
67.	MARCH 11	CLEVELAND	W	3-1	27-27-13
68.	March 15	at Detroit	W	3-2	28-27-13
69.	MARCH 18	DETROIT	W	5-2	29-27-13
70.	MARCH 19	LAS VEGAS	W	7-3	30-27-13
71.	March 24	at Fort Wayne	L	2-6	30-28-13
72.	March 25	at Cleveland	W	4-3	31-28-13
73.	March 26	at Cleveland	L	2-5	31-29-13
74.	MARCH 28	KALAMAZOO	L	1-2	31-30-13
75.	MARCH 30	CINCINNATI	W (SO)	4-3	32-30-13
76.	April 1	at Cincinnati	L	6-7	32-31-13
77.	April 2	at Fort Wayne	L	0-7	32-32-13
78.	April 4	at Detroit	W	4-2	33-32-13
79.	APRIL 5	INDIANAPOLIS	W (SO)	4-3	34-32-13
80.	APRIL 7	MILWAUKEE	SOL	1-2	34-32-14
81.	APRIL 9	HOUSTON	L	2-7	34-33-14

## POSTSEASON • 0-3

## EASTERN CONFERENCE QUARTERFINAL

No.	Date	Opponent	Result	Score	Record
1.	April 12	at Kalamazoo	L	2-4	0-1
2.	April 15	at Kalamazoo	L	2-3	0-2
3.	APRIL 22	KALAMAZOO	L	5-9	0-3

## REGULAR SEASON • 40-34-8

No.	Date	Opponent	Result	Score	Record
1.	Sept. 30	at Detroit	L	0-6	0-1-0
2.	Oct. 6	at Minnesota	W	7-2	1-1-0
3.	OCT. 7	KANSAS CITY	W	6-3	2-1-0
4.	OCT. 11	ATLANTA	L	3-5	2-2-0
5.	Oct. 14	at Kansas City	W	6-1	3-2-0
6.	OCT. 15	LAS VEGAS	W	4-2	4-2-0
7.	Oct. 18	at Milwaukee	L	2-4	4-3-0
8.	OCT. 20	MILWAUKEE	W (SO)	5-4	5-3-0
9.	Oct. 21	at Cleveland	W	5-2	6-3-0
10.	OCT. 25	SAN FRANCISCO	W	4-1	7-3-0
11.	OCT. 27	at Minnesota	W	3-1	8-3-0
12.	OCT. 28	MINNESOTA	L	2-3	8-4-0
13.	NOV. 1	FORT WAYNE	L	2-3	8-5-0
14.	NOV. 4	SAN FRANCISCO	W	5-3	9-5-0
15.	Nov. 9	at Minnesota	L	3-7	9-6-0
16.	Nov. 10	at Los Angeles	L	2-4	9-7-0
17.	Nov. 11	at Phoenix	W	2-1	10-7-0
18.	Nov. 13	at Utah	L	1-8	10-8-0
19.	Nov. 15	at Utah	L	3-10	10-9-0
20.	Nov. 17	at San Francisco	L	3-5	10-10-0
21.	Nov. 18	at San Francisco	L	1-4	10-11-0
22.	NOV. 24	DETROIT	SOL	3-4	10-11-1
23.	Nov. 25	at Michigan	L	1-7	10-12-1
24.	NOV. 26	KANSAS CITY	L	1-4	10-13-1
25.	Nov. 28	at Cincinnati	L	2-4	10-14-1
26.	Nov. 29	at Kansas City	SOL	2-3	10-14-2
27.	DEC. 1	ATLANTA	W (SO)	5-4	11-14-2
28.	DEC. 6	UTAH	W	2-0	12-14-2
29.	DEC. 9	LOS ANGELES	W (SO)	2-1	13-14-2
30.	DEC. 15	ORLANDO	SOL	5-6	13-14-3
31.	Dec. 16	at Milwaukee	L	1-4	13-15-3
32.	DEC. 22	DETROIT	W	4-2	14-15-3
33.	DEC. 23	MILWAUKEE	W	7-4	15-15-3
34.	Dec. 26	at Peoria	W	3-2	16-15-3
35.	DEC. 27	PEORIA	SOL	1-2	16-15-4
36.	DEC. 29	LOS ANGELES	W (SO)	7-6	17-15-4
37.	DEC. 30	MICHIGAN	L	2-4	17-16-4
38.	Jan. 2	at Utah	W	3-2	18-16-4
39.	Jan. 3	at San Francisco	W (SO)	4-3	19-16-4
40.	JAN. 5	MILWAUKEE	L	1-6	19-17-4
41.	JAN. 6	CLEVELAND	L	2-5	19-18-4
42.	Jan. 17	at Houston	L	1-2	19-19-4
43.	JAN. 20	SAN FRANCISCO	W	5-4	20-19-4
44.	JAN. 21	PHOENIX	L	2-3	20-20-4
45.	Jan. 24	at Orlando	W (SO)	6-5	21-20-4
46.	Jan. 26	at Cleveland	L	3-6	21-21-4
47.	Jan. 27	at Milwaukee	W	4-3	22-21-4
48.	JAN. 31	PHOENIX	W	3-2	23-21-4
49.	FEB. 3	LAS VEGAS	W	5-2	24-21-4
50.	FEB. 4	PEORIA	W	6-4	25-21-4
51.	Feb. 6	at Peoria	W	2-1	26-21-4
52.	Feb. 9	at Detroit	L	2-3	26-22-4
53.	FEB. 10	HOUSTON	SOL	3-4	26-22-5
54.	FEB. 14	SAN FRANCISCO	L	2-4	26-23-5
55.	FEB. 16	MINNESOTA	SOL	4-5	26-23-6
56.	Feb. 17	at Milwaukee	L	2-4	26-24-6
57.	FEB. 21	LOS ANGELES	L	4-5	26-25-6
58.	Feb. 23	at Peoria	W	5-4	27-25-6
59.	FEB. 24	HOUSTON	L	1-5	27-26-6
60.	FEB. 28	PEORIA	L	2-3	27-27-6
61.	March 1	at Fort Wayne	W	4-3	28-27-6
62.	March 2	at Indianapolis	W	3-2	29-27-6
63.	MARCH 3	CLEVELAND	W	9-5	30-27-6
64.	MARCH 6	INDIANAPOLIS	W	7-4	31-27-6

No.	Date	Opponent	Result	Score	Record
65.	MARCH 8	MINNESOTA	W (SO)	4-3	32-27-6
66.	MARCH 9	MILWAUKEE	L	3-4	32-28-6
67.	March 10	at Milwaukee	L	5-6	32-29-6
68.	March 12	at San Francisco	L	2-4	32-30-6
69.	March 15	at Las Vegas	L	6-13	32-31-6
70.	March 16	at Phoenix	W (SO)	4-3	33-31-6
71.	March 17	at Phoenix	W	6-3	34-31-6
72.	March 19	at Atlanta	W	7-2	35-31-6
73.	March 23	at Indianapolis	SOL	2-3	35-31-7
74.	MARCH 24	KANSAS CITY	W	10-3	36-31-7
75.	MARCH 29	UTAH	W	3-2	37-31-7
76.	MARCH 30	CINCINNATI	SOL	3-4	37-31-8
77.	April 3	at Minnesota	L	3-6	37-32-8
78.	April 9	at Las Vegas	L	5-6	37-33-8
79.	April 10	at Los Angeles	W (SO)	6-5	38-33-8
80.	APRIL 12	KANSAS CITY	W	4-3	39-33-8
81.	April 13	at Kansas City	W	3-2	40-33-8
82.	APRIL 14	PEORIA	L	0-3	40-34-8

## POSTSEASON • 4-5

## WESTERN CONFERENCE QUARTERFINAL

No.	Date	Opponent	Result	Score	Record
1.	April 19	at San Francisco	L	2-4	0-1
2.	April 20	at San Francisco	W	4-1	1-1
3.	APRIL 24	SAN FRANCISCO	W	3-1	2-1
4.	APRIL 28	SAN FRANCISCO	W (OT)	2-1	3-1

## WESTERN CONFERENCE SEMIFINAL

No.	Date	Opponent	Result	Score	Record
5.	May 3	at Las Vegas	W	5-3	4-1
6.	May 4	at Las Vegas	L	2-6	4-2
7.	MAY 8	LAS VEGAS	L	5-7	4-3
8.	MAY 10	LAS VEGAS	OTL	2-3	4-4
9.	MAY 12	LAS VEGAS	L	4-6	4-5

## REGULAR SEASON • 40-36-6

No.	Date	Opponent	Result	Score	Record
1.	Oct. 4	at Fort Wayne	SOL	7-8	0-0-1
2.	Oct. 8	at Las Vegas	W	3-2	1-0-1
3.	Oct. 12	at Manitoba	L	1-3	1-1-1
4.	Oct. 16	at Milwaukee	L	3-4	1-2-1
5.	OCT. 18	PHOENIX	W	8-2	2-2-1
6.	Oct. 19	at Kansas City	W (SO)	5-4	3-2-1
7.	Oct. 21	at Utah	W (SO)	2-1	4-2-1
8.	Oct. 23	at Kansas City	W	3-2	5-2-1
9.	OCT. 26	CLEVELAND	W	7-4	6-2-1
10.	Oct. 27	at Manitoba	W	3-2	7-2-1
11.	OCT. 30	FORT WAYNE	W	5-2	8-2-1
12.	Nov. 1	at Grand Rapids	L	3-4	8-3-1
13.	NOV. 2	INDIANAPOLIS	W	5-2	9-3-1
14.	Nov. 5	at Detroit	L	2-5	9-4-1
15.	Nov. 8	at Michigan	L	1-4	9-5-1
16.	Nov. 9	at Fort Wayne	W (SO)	6-5	10-5-1
17.	Nov. 10	at Indianapolis	L	4-5	10-6-1
18.	Nov. 12	at Cleveland	L	5-9	10-7-1
19.	Nov. 15	at Long Beach	W (SO)	5-4	11-7-1
20.	Nov. 16	at Phoenix	W	4-2	12-7-1
21.	Nov. 17	at Long Beach	L	2-6	12-8-1
22.	Nov. 22	at Manitoba	L	2-7	12-9-1
23.	NOV. 23	MANITOBA	W	6-4	13-9-1
24.	NOV. 27	UTAH	W	3-1	14-9-1
25.	Nov. 29	at Milwaukee	L	3-6	14-10-1
26.	NOV. 30	SAN ANTONIO	SOL	3-4	14-10-2
27.	DEC. 7	LONG BEACH	L	3-4	14-11-2
28.	DEC. 8	SAN ANTONIO	W (SO)	3-2	15-11-2
29.	DEC. 13	INDIANAPOLIS	L	4-6	15-12-2
30.	DEC. 14	MILWAUKEE	W	2-0	16-12-2
31.	Dec. 20	at Utah	W	3-2	17-12-2
32.	DEC. 21	MANITOBA	W	4-3	18-12-2
33.	DEC. 22	GRAND RAPIDS	W	3-1	19-12-2
34.	DEC. 28	UTAH	L	3-5	19-13-2
35.	DEC. 29	QUEBEC	L	4-7	19-14-2
36.	Dec. 31	at San Antonio	L	0-3	19-15-2
37.	Jan. 3	at Milwaukee	SOL	2-3	19-15-3
38.	JAN. 4	MILWAUKEE	L	3-4	19-16-3
39.	JAN. 5	GRAND RAPIDS	L	3-4	19-17-3
40.	JAN. 8	PHOENIX	W	5-1	20-17-3
41.	Jan. 11	at Houston	L	2-4	20-18-3
42.	Jan. 12	at Houston	W (SO)	5-4	21-18-3
43.	JAN. 14	GRAND RAPIDS	L	1-7	21-19-3
44.	JAN. 17	KANSAS CITY	W	6-2	22-19-3
45.	JAN. 18	MANITOBA	W	5-3	23-19-3
46.	Jan. 22	at Utah	L	3-7	23-20-3
47.	Jan. 24	at Phoenix	SOL	6-7	23-20-4
48.	Jan. 25	at San Antonio	L	2-3	23-21-4
49.	Jan. 28	at San Antonio	W	7-4	24-21-4
50.	JAN. 29	MILWAUKEE	W (SO)	4-3	25-21-4
51.	Jan. 31	at Milwaukee	W	6-0	26-21-4
52.	Feb. 1	at Kansas City	W	3-1	27-21-4
53.	FEB. 2	DETROIT	L	0-1	27-22-4
54.	FEB. 5	MILWAUKEE	W	4-3	28-22-4
55.	Feb. 7	at Quebec	L	3-4	28-23-4
56.	Feb. 9	at Quebec	L	0-4	28-24-4
57.	FEB. 12	CINCINNATI	L	2-4	28-25-4
58.	FEB. 15	DETROIT	L	1-8	28-26-4
59.	FEB. 16	KANSAS CITY	SOL	4-5	28-26-5
60.	Feb. 20	at Orlando	L	3-6	28-27-5
61.	Feb. 22	at Orlando	L	2-4	28-28-5
62.	Feb. 26	at Phoenix	W (SO)	2-1	29-28-5
63.	Feb. 28	at Las Vegas	L	2-5	29-29-5
64.	MARCH 2	LONG BEACH	L	1-3	29-30-5

No.	Date	Opponent	Result	Score	Record
65.	March 5	at Manitoba	W	2-1	30-30-5
66.	MARCH 8	ORLANDO	W	6-2	31-30-5
67.	MARCH 9	MILWAUKEE	L	4-5	31-31-5
68.	MARCH 12	MICHIGAN	W	4-1	32-31-5
69.	MARCH 15	MANITOBA	SOL	2-3	32-31-6
70.	MARCH 16	MILWAUKEE	W	5-1	33-31-6
71.	March 19	at Kansas City	L	4-7	33-32-6
72.	March 20	at Detroit	L	3-6	33-33-6
73.	MARCH 21	FORT WAYNE	W	4-2	34-33-6
74.	March 23	at Cleveland	W	1-0	35-33-6
75.	MARCH 26	DETROIT	L	0-5	35-34-6
76.	MARCH 29	QUEBEC	W (SO)	2-1	36-34-6
77.	MARCH 30	KANSAS CITY	W	4-2	37-34-6
78.	APRIL 4	LAS VEGAS	L	5-6	37-35-6
79.	APRIL 5	LAS VEGAS	W	3-2	38-35-6
80.	April 11	at Manitoba	W	6-3	39-35-6
81.	APRIL 12	MANITOBA	W	3-0	40-35-6
82.	APRIL 13	ORLANDO	L	1-3	40-36-6

## POSTSEASON • 1-3

## WESTERN CONFERENCE QUARTERFINAL

No.	Date	Opponent	Result	Score	Record
1.	April 18	at San Antonio	L	3-5	0-1
2.	April 19	at San Antonio	W (OT)	4-3	1-1
3.	APRIL 22	SAN ANTONIO	L	2-3	1-2
4.	APRIL 23	SAN ANTONIO	OTL	2-3	1-3

## REGULAR SEASON • 55-24-3

No.	Date	Opponent	Result	Score	Record
1.	Oct. 2	at Manitoba	W	3-0	1-0-0
2.	Oct. 4	at San Antonio	W	5-2	2-0-0
3.	Oct. 5	at Long Beach	W (SO)	2-1	3-0-0
4.	Oct. 7	at Las Vegas	SOL	6-7	3-0-1
5.	Oct. 12	at Detroit	W	5-3	4-0-1
6.	Oct. 17	MILWAUKEE	L	3-5	4-1-1
7.	OCT. 18	KANSAS CITY	W	5-3	5-1-1
8.	Oct. 24	at Grand Rapids	W	2-1	6-1-1
9.	Oct. 25	at Cincinnati	L	1-5	6-2-1
10.	OCT. 29	GRAND RAPIDS	L	2-4	6-3-1
11.	Oct. 31	at Kansas City	L	0-5	6-4-1
12.	Nov. 1	at Kansas City	W (SO)	3-2	7-4-1
13.	NOV. 2	LAS VEGAS	W (SO)	4-3	8-4-1
14.	Nov. 7	at Cleveland	W	5-3	9-4-1
15.	Nov. 8	at Cleveland	W	4-2	10-4-1
16.	Nov. 13	at Houston	SOL	3-4	10-4-2
17.	Nov. 15	at San Antonio	W	4-2	11-4-2
18.	NOV. 21	FORT WAYNE	W (SO)	4-3	12-4-2
19.	Nov. 22	at Fort Wayne	L	3-5	12-5-2
20.	NOV. 23	QUEBEC	W	4-1	13-5-2
21.	NOV. 26	MANITOBA	W	5-3	14-5-2
22.	NOV. 28	HOUSTON	W	3-1	15-5-2
23.	NOV. 29	QUEBEC	W	7-3	16-5-2
24.	DEC. 3	QUEBEC	W	5-3	17-5-2
25.	DEC. 5	FORT WAYNE	W	6-2	18-5-2
26.	DEC. 6	DETROIT	L	3-5	18-6-2
27.	Dec. 9	at Manitoba	W	2-1	19-6-2
28.	DEC. 10	KANSAS CITY	W	5-3	20-6-2
29.	Dec. 12	at Michigan	L	2-5	20-7-2
30.	DEC. 14	ORLANDO	W (SO)	3-2	21-7-2
31.	DEC. 17	MILWAUKEE	W	4-2	22-7-2
32.	Dec. 19	at Manitoba	W (SO)	6-5	23-7-2
33.	Dec. 21	at Manitoba	W	5-4	24-7-2
34.	Dec. 26	at Kansas City	W (SO)	3-2	25-7-2
35.	Dec. 27	at Kansas City	L	4-5	25-8-2
36.	DEC. 28	LAS VEGAS	W	4-2	26-8-2
37.	Dec. 31	at Michigan	W	3-2	27-8-2
38.	Jan. 2	at Milwaukee	W	3-0	28-8-2
39.	JAN. 3	LAS VEGAS	W (SO)	4-3	29-8-2
40.	JAN. 4	MANITOBA	W	3-2	30-8-2
41.	JAN. 7	MANITOBA	L	1-4	30-9-2
42.	JAN. 10	LONG BEACH	W	2-1	31-9-2
43.	JAN. 11	LONG BEACH	L	2-3	31-10-2
44.	JAN. 16	MILWAUKEE	L	3-5	31-11-2
45.	Jan. 17	at Kansas City	L	4-5	31-12-2
46.	JAN. 18	CLEVELAND	W	2-1	32-12-2
47.	Jan. 23	at Quebec	W (SO)	2-1	33-12-2
48.	Jan. 25	at Quebec	W	7-5	34-12-2
49.	JAN. 27	UTAH	L	1-4	34-13-2
50.	Jan. 30	at Grand Rapids	L	1-7	34-14-2
51.	JAN. 31	at Milwaukee	W	4-3	35-14-2
52.	FEB. 1	KANSAS CITY	L	2-3	35-15-2
53.	FEB. 4	MICHIGAN	W	4-1	36-15-2
54.	Feb. 6	at Milwaukee	L	2-3	36-16-2
55.	FEB. 7	CINCINNATI	W	5-4	37-16-2
56.	FEB. 8	CLEVELAND	L	2-3	37-17-2
57.	FEB. 13	KANSAS CITY	W (SO)	4-3	38-17-2
58.	FEB. 14	SAN ANTONIO	SOL	3-4	38-17-3
59.	FEB. 15	KANSAS CITY	L	2-7	38-18-3
60.	FEB. 18	MANITOBA	W	5-4	39-18-3
61.	Feb. 21	at Kansas City	W	3-0	40-18-3
62.	Feb. 28	at Orlando	L	3-4	40-19-3
63.	March 1	at Orlando	W (SO)	4-3	41-19-3
64.	MARCH 7	LONG BEACH	L	0-4	41-20-3

No.	Date	Opponent	Result	Score	Record
65.	MARCH 8	CLEVELAND	W	4-1	42-20-3
66.	MARCH 13	MILWAUKEE	W	2-1	43-20-3
67.	March 14	at Milwaukee	L	4-5	43-21-3
68.	MARCH 15	QUEBEC	W	5-2	44-21-3
69.	MARCH 17	UTAH	W	6-4	45-21-3
70.	March 19	at Indianapolis	W	5-2	46-21-3
71.	March 21	at Grand Rapids	W (SO)	3-2	47-21-3
72.	MARCH 22	ORLANDO	W	6-5	48-21-3
73.	March 24	at Detroit	W	8-3	49-21-3
74.	March 27	at Milwaukee	W	5-3	50-21-3
75.	March 28	at Milwaukee	L	2-5	50-22-3
76.	March 30	at Utah	L	2-5	50-23-3
77.	April 3	at Fort Wayne	L	4-5	50-24-3
78.	APRIL 4	CINCINNATI	W	6-4	51-24-3
79.	April 8	at Kansas City	W (SO)	3-2	52-24-3
80.	April 10	at Milwaukee	W	5-4	53-24-3
81.	APRIL 11	MICHIGAN	W	8-2	54-24-3
82.	APRIL 12	MILWAUKEE	W	7-5	55-24-3

## POSTSEASON • 15-7

## WESTERN CONFERENCE QUARTERFINAL

No.	Date	Opponent	Result	Score	Record
1.	APRIL 17	MANITOBA	W	5-1	1-0
2.	APRIL 18	MANITOBA	W	4-2	2-0
3.	April 22	at Manitoba	W	1-0	3-0

## WESTERN CONFERENCE SEMIFINAL

No.	Date	Opponent	Result	Score	Record
4.	MAY 1	MILWAUKEE	W	3-2	4-0
5.	MAY 2	MILWAUKEE	W	3-2	5-0
6.	May 5	at Milwaukee	L	2-5	5-1
7.	May 7	at Milwaukee	W (2OT)	5-4	6-1
8.	May 9	at Milwaukee	L	4-5	6-2
9.	MAY 11	MILWAUKEE	W	4-3	7-2

## WESTERN CONFERENCE FINAL

No.	Date	Opponent	Result	Score	Record
10.	MAY 15	LONG BEACH	W	6-4	8-2
11.	MAY 17	LONG BEACH	W	3-2	9-2
12.	May 20	at Long Beach	W	4-3	10-2
13.	May 22	at Long Beach	L	2-4	10-3
14.	MAY 24	LONG BEACH	L	3-5	10-4
15.	May 26	at Long Beach	W	7-4	11-4

## TURNER CUP FINAL

No.	Date	Opponent	Result	Score	Record
16.	MAY 30	DETROIT	W	4-2	12-4
17.	JUNE 2	DETROIT	L	4-5	12-5
18.	June 4	at Detroit	W	4-3	13-5
19.	June 7	at Detroit	L	2-3	13-6
20.	June 9	at Detroit	L	1-3	13-7
21.	JUNE 12	DETROIT	W	3-1	14-7
22.	JUNE 15	DETROIT	W	3-0	15-7



## REGULAR SEASON • 49-21-12

No.	Date	Opponent	Result	Score	Record
1.	OCT. 10	GRAND RAPIDS	W	3-2	1-0-0
2.	OCT. 14	KANSAS CITY	L	3-4	1-1-0
3.	OCT. 17	at Orlando	SOL	2-3	1-1-1
4.	OCT. 18	at Orlando	SOL	3-4	1-1-2
5.	OCT. 20	LONG BEACH	W	6-4	2-1-2
6.	OCT. 23	INDIANAPOLIS	W	2-1	3-1-2
7.	OCT. 24	UTAH	W (SO)	3-2	4-1-2
8.	OCT. 28	DETROIT	W (SO)	4-3	5-1-2
9.	OCT. 30	at Detroit	W	4-3	6-1-2
10.	OCT. 31	CLEVELAND	W	4-2	7-1-2
11.	NOV. 1	ORLANDO	W	4-2	8-1-2
12.	Nov. 6	at Cleveland	W	6-2	9-1-2
13.	Nov. 7	at Cleveland	L	3-7	9-2-2
14.	Nov. 11	at Milwaukee	L	4-5	9-3-2
15.	Nov. 13	at Manitoba	W (SO)	4-3	10-3-2
16.	Nov. 14	at Manitoba	L	3-5	10-4-2
17.	NOV. 20	HOUSTON	L	0-2	10-5-2
18.	NOV. 21	MANITOBA	SOL	3-4	10-5-3
19.	Nov. 25	at Cincinnati	W	4-3	11-5-3
20.	Nov. 28	at Milwaukee	W	2-1	12-5-3
21.	NOV. 29	LONG BEACH	SOL	2-3	12-5-4
22.	DEC. 2	ORLANDO	W	7-4	13-5-4
23.	DEC. 4	CINCINNATI	L	1-4	13-6-4
24.	DEC. 5	KANSAS CITY	W	5-1	14-6-4
25.	Dec. 9	at Manitoba	W	6-2	15-6-4
26.	Dec. 11	at Milwaukee	W	1-0	16-6-4
27.	DEC. 12	DETROIT	W (SO)	6-5	17-6-4
28.	DEC. 13	HOUSTON	W (SO)	4-3	18-6-4
29.	Dec. 18	at Cincinnati	W (SO)	5-4	19-6-4
30.	Dec. 19	at Michigan	W	3-0	20-6-4
31.	Dec. 26	at Indianapolis	W	3-1	21-6-4
32.	DEC. 27	INDIANAPOLIS	W	7-3	22-6-4
33.	Dec. 29	at Detroit	L	0-1	22-7-4
34.	DEC. 31	DETROIT	SOL	3-4	22-7-5
35.	Jan. 2	at Kansas City	SOL	3-4	22-7-6
36.	Jan. 5	at Long Beach	SOL	3-4	22-7-7
37.	Jan. 6	at Long Beach	W	3-1	23-7-7
38.	Jan. 8	at Indianapolis	L	1-5	23-8-7
39.	JAN. 9	CINCINNATI	W	4-3	24-8-7
40.	JAN. 10	LAS VEGAS	W	4-2	25-8-7
41.	Jan. 13	at Utah	L	2-3	25-9-7
42.	JAN. 15	CINCINNATI	L	4-7	25-10-7
43.	JAN. 16	MILWAUKEE	W	5-2	26-10-7
44.	Jan. 23	at Orlando	W	7-3	27-10-7
45.	Jan. 24	at Houston	L	2-6	27-11-7
46.	JAN. 27	LONG BEACH	W	6-4	28-11-7
47.	Jan. 29	at Indianapolis	W (SO)	4-3	29-11-7
48.	Jan. 30	at Kansas City	W	3-0	30-11-7
49.	FEB. 6	MILWAUKEE	SOL	5-6	30-11-8
50.	FEB. 7	MILWAUKEE	L	3-4	30-12-8
51.	FEB. 10	UTAH	W	5-3	31-12-8
52.	Feb. 12	at Michigan	W	7-2	32-12-8
53.	FEB. 13	ORLANDO	W	5-2	33-12-8
54.	FEB. 14	ORLANDO	W	5-1	34-12-8
55.	Feb. 16	at Las Vegas	W	3-2	35-12-8
56.	Feb. 19	at Long Beach	SOL	2-3	35-12-9
57.	Feb. 20	at Long Beach	L	0-4	35-13-9
58.	Feb. 26	at Fort Wayne	L	2-5	35-14-9
59.	Feb. 27	at Grand Rapids	SOL	2-3	35-14-10
60.	FEB. 28	CLEVELAND	W	2-1	36-14-10
61.	March 2	at Milwaukee	L	2-3	36-15-10
62.	MARCH 5	MILWAUKEE	W	4-1	37-15-10
63.	March 6	at Milwaukee	L	1-6	37-16-10
64.	MARCH 7	KANSAS CITY	L	2-4	37-17-10

No.	Date	Opponent	Result	Score	Record
65.	MARCH 12	FORT WAYNE	W	3-1	38-17-10
66.	MARCH 13	MANITOBA	SOL	2-3	38-17-11
67.	MARCH 17	CLEVELAND	W	7-6	39-17-11
68.	March 19	at Houston	L	1-5	39-18-11
69.	March 20	at Milwaukee	W (SO)	3-2	40-18-11
70.	MARCH 21	MILWAUKEE	W	3-0	41-18-11
71.	March 26	at Cleveland	W	6-2	42-18-11
72.	March 27	at Milwaukee	W (SO)	3-2	43-18-11
73.	MARCH 28	FORT WAYNE	W	3-1	44-18-11
74.	MARCH 31	DETROIT	L	1-2	44-19-11
75.	April 2	at Grand Rapids	SOL	6-7	44-19-12
76.	April 3	at Cleveland	W	5-4	45-19-12
77.	APRIL 7	GRAND RAPIDS	W	4-2	46-19-12
78.	APRIL 10	FORT WAYNE	W	5-3	47-19-12
79.	APRIL 11	DETROIT	W	3-1	48-19-12
80.	APRIL 14	GRAND RAPIDS	W	7-4	49-19-12
81.	April 16	at Manitoba	L	1-3	49-20-12
82.	April 17	at Manitoba	L	1-4	49-21-12

## POSTSEASON • 6-4

## WESTERN CONFERENCE SEMIFINAL

No.	Date	Opponent	Result	Score	Record
1.	APRIL 28	MANITOBA	W	2-1	1-0
2.	APRIL 30	MANITOBA	W (OT)	5-4	2-0
3.	May 1	at Manitoba	W	5-4	3-0

## WESTERN CONFERENCE FINAL

No.	Date	Opponent	Result	Score	Record
4.	May 8	at Houston	L	2-5	3-1
5.	May 10	at Houston	W (OT)	5-4	4-1
6.	MAY 12	HOUSTON	L	2-4	4-2
7.	MAY 14	HOUSTON	L	0-5	4-3
8.	MAY 15	HOUSTON	W	2-1	5-3
9.	May 18	at Houston	W	3-0	6-3
10.	May 20	at Houston	L	1-4	6-4

## REGULAR SEASON • 53-21-8

No.	Date	Opponent	Result	Score	Record
1.	Oct. 1	at Manitoba	L	1-5	0-1-0
2.	Oct. 2	at Milwaukee	W	2-1	1-1-0
3.	Oct. 9	at Kansas City	W (SO)	3-2	2-1-0
4.	Oct. 10	at Long Beach	W	5-2	3-1-0
5.	Oct. 13	at Long Beach	L	3-4	3-2-0
6.	Oct. 16	CINCINNATI	W	3-0	4-2-0
7.	Oct. 17	at Manitoba	W	5-3	5-2-0
8.	Oct. 20	MICHIGAN	L	1-3	5-3-0
9.	Oct. 22	CINCINNATI	L	2-7	5-4-0
10.	Oct. 29	KANSAS CITY	W	5-0	6-4-0
11.	Oct. 30	CLEVELAND	W (SO)	3-2	7-4-0
12.	Nov. 3	at Long Beach	W	5-4	8-4-0
13.	Nov. 4	at Houston	L	0-3	8-5-0
14.	Nov. 6	at Houston	W	5-3	9-5-0
15.	Nov. 12	at Long Beach	L	1-3	9-6-0
16.	Nov. 13	at Long Beach	L	5-7	9-7-0
17.	NOV. 19	UTAH	W	3-2	10-7-0
18.	NOV. 20	MILWAUKEE	SOL	3-4	10-7-1
19.	NOV. 24	MILWAUKEE	W (SO)	3-2	11-7-1
20.	Nov. 26	at Utah	L	1-4	11-8-1
21.	NOV. 27	MANITOBA	SOL	2-3	11-8-2
22.	DEC. 3	LONG BEACH	W	2-1	12-8-2
23.	Dec. 5	at Detroit	L	0-1	12-9-2
24.	DEC. 8	CINCINNATI	W	7-5	13-9-2
25.	Dec. 10	at Cleveland	SOL	3-4	13-9-3
26.	Dec. 11	at Cleveland	W (SO)	3-2	14-9-3
27.	DEC. 17	MANITOBA	L	1-2	14-10-3
28.	Dec. 18	at Michigan	W	6-3	15-10-3
29.	Dec. 21	at Cincinnati	W	5-4	16-10-3
30.	DEC. 22	GRAND RAPIDS	L	3-5	16-11-3
31.	Dec. 27	at Manitoba	W (SO)	3-2	17-11-3
32.	Dec. 29	at Kansas City	L	3-5	17-12-3
33.	Jan. 2	at Long Beach	W (SO)	4-3	18-12-3
34.	JAN. 7	GRAND RAPIDS	L	1-3	18-13-3
35.	JAN. 8	MICHIGAN	SOL	1-2	18-13-4
36.	Jan. 14	at Orlando	W (SO)	2-1	19-13-4
37.	JAN. 15	MANITOBA	W	6-4	20-13-4
38.	JAN. 21	MILWAUKEE	W	5-2	21-13-4
39.	Jan. 22	at Milwaukee	L	2-5	21-14-4
40.	JAN. 23	LONG BEACH	W	3-1	22-14-4
41.	Jan. 25	at Milwaukee	SOL	3-4	22-14-5
42.	Jan. 28	at Utah	W	4-1	23-14-5
43.	Jan. 29	at Utah	W	4-2	24-14-5
44.	FEB. 1	MICHIGAN	W	6-0	25-14-5
45.	FEB. 4	LONG BEACH	SOL	3-4	25-14-6
46.	FEB. 6	UTAH	L	3-5	25-15-6
47.	FEB. 9	MANITOBA	W	2-0	26-15-6
48.	FEB. 12	KANSAS CITY	W	4-2	27-15-6
49.	FEB. 13	KANSAS CITY	W (SO)	5-4	28-15-6
50.	Feb. 16	at Cleveland	W	5-2	29-15-6
51.	FEB. 18	UTAH	L	3-4	29-16-6
52.	FEB. 19	UTAH	SOL	3-4	29-16-7
53.	Feb. 20	at Milwaukee	L	3-6	29-17-7
54.	FEB. 23	ORLANDO	L	2-3	29-18-7
55.	Feb. 25	at Manitoba	W	2-0	30-18-7
56.	Feb. 26	at Kansas City	W	3-0	31-18-7
57.	Feb. 28	at Orlando	W	3-2	32-18-7
58.	March 1	at Orlando	W (SO)	1-0	33-18-7
59.	MARCH 4	ORLANDO	W (SO)	5-4	34-18-7
60.	MARCH 5	LONG BEACH	W	5-3	35-18-7
61.	MARCH 8	KANSAS CITY	W	4-3	36-18-7
62.	March 9	at Grand Rapids	W (SO)	2-1	37-18-7
63.	MARCH 11	HOUSTON	W	2-1	38-18-7
64.	MARCH 12	HOUSTON	W	6-2	39-18-7

No.	Date	Opponent	Result	Score	Record
65.	MARCH 15	UTAH	W	5-4	40-18-7
66.	March 17	at Kansas City	W (SO)	4-3	41-18-7
67.	MARCH 18	KANSAS CITY	L	3-5	41-19-7
68.	MARCH 19	HOUSTON	W	3-2	42-19-7
69.	March 22	at Manitoba	W (SO)	3-2	43-19-7
70.	MARCH 24	MANITOBA	W	6-5	44-19-7
71.	March 25	at Cleveland	W (SO)	4-3	45-19-7
72.	MARCH 26	UTAH	W (SO)	4-3	46-19-7
73.	March 30	at Houston	W (SO)	4-3	47-19-7
74.	March 31	at Kansas City	L	3-4	47-20-7
75.	April 2	at Utah	W (SO)	3-2	48-20-7
76.	APRIL 5	DETROIT	W	4-0	49-20-7
77.	April 7	at Kansas City	W	2-1	50-20-7
78.	APRIL 8	MILWAUKEE	L	2-4	50-21-7
79.	April 9	at Cincinnati	SOL	5-6	50-21-8
80.	April 12	at Milwaukee	W	3-2	51-21-8
81.	APRIL 15	MILWAUKEE	W	3-0	52-21-8
82.	APRIL 16	HOUSTON	W	5-3	53-21-8

## POSTSEASON • 12-4

## WESTERN CONFERENCE SEMIFINAL

No.	Date	Opponent	Result	Score	Record
1.	APRIL 26	LONG BEACH	W	3-1	1-0
2.	APRIL 28	LONG BEACH	W	4-1	2-0
3.	May 1	at Long Beach	W	5-1	3-0
4.	May 3	at Long Beach	W	4-1	4-0

## WESTERN CONFERENCE FINAL

No.	Date	Opponent	Result	Score	Record
5.	MAY 10	HOUSTON	L	0-5	4-1
6.	MAY 14	HOUSTON	L	1-4	4-2
7.	May 16	at Houston	W	6-4	5-2
8.	May 19	at Houston	W	2-0	6-2
9.	MAY 21	HOUSTON	W	4-2	7-2
10.	May 23	at Houston	W	3-2	8-2

## TURNER CUP FINAL

No.	Date	Opponent	Result	Score	Record
11.	MAY 26	GRAND RAPIDS	W (OT)	4-3	9-2
12.	MAY 28	GRAND RAPIDS	W	4-0	10-2
13.	May 30	at Grand Rapids	L	3-5	10-3
14.	June 1	at Grand Rapids	W	5-3	11-3
15.	JUNE 3	GRAND RAPIDS	L	4-6	11-4
16.	June 5	at Grand Rapids	W	3-1	12-4

## REGULAR SEASON • 43-32-5

No.	Date	Opponent	Result	Score	Record
1.	Oct. 7	at Cincinnati	W	8-3	1-0-0
2.	Oct. 13	at Milwaukee	L	2-4	1-1-0
3.	OCT. 14	GRAND RAPIDS	L	1-3	1-2-0
4.	OCT. 18	UTAH	W	7-4	2-2-0
5.	OCT. 20	UTAH	W	5-3	3-2-0
6.	OCT. 27	at Detroit	L	3-5	3-3-0
7.	OCT. 28	CLEVELAND	W	6-5	4-3-0
8.	OCT. 29	UTAH	L	1-5	4-4-0
9.	Nov. 2	at Detroit	L	5-6	4-5-0
10.	Nov. 8	at Houston	L	2-5	4-6-0
11.	Nov. 10	at Cincinnati	L	2-4	4-7-0
12.	Nov. 11	at Cleveland	SOL	0-1	4-7-1
13.	Nov. 17	at Cleveland	W	4-2	5-7-1
14.	NOV. 18	MANITOBA	W	3-2	6-7-1
15.	NOV. 22	HOUSTON	W	6-3	7-7-1
16.	NOV. 24	HOUSTON	SOL	4-5	7-7-2
17.	Nov. 26	at Utah	W	3-0	8-7-2
18.	Nov. 28	at Utah	W	3-1	9-7-2
19.	Nov. 30	at Orlando	W	5-4	10-7-2
20.	DEC. 2	HOUSTON	L	2-3	10-8-2
21.	Dec. 7	at Houston	L	1-4	10-9-2
22.	Dec. 8	at Cleveland	L	0-5	10-10-2
23.	DEC. 10	GRAND RAPIDS	L	2-5	10-11-2
24.	DEC. 15	CINCINNATI	L	3-4	10-12-2
25.	Dec. 16	at Milwaukee	W	3-2	11-12-2
26.	Dec. 19	at Kansas City	W	7-5	12-12-2
27.	DEC. 20	KANSAS CITY	L	1-3	12-13-2
28.	Dec. 22	at Detroit	W	4-2	13-13-2
29.	DEC. 23	DETROIT	L	2-8	13-14-2
30.	Dec. 26	at Grand Rapids	L	3-6	13-15-2
31.	DEC. 27	GRAND RAPIDS	L	2-6	13-16-2
32.	DEC. 30	CINCINNATI	L	1-4	13-17-2
33.	Dec. 31	at Grand Rapids	L	1-4	13-18-2
34.	JAN. 3	MANITOBA	L	5-7	13-19-2
35.	JAN. 6	UTAH	L	2-3	13-20-2
36.	JAN. 7	KANSAS CITY	OTL	2-3	13-20-3
37.	Jan. 10	at Manitoba	W	3-1	14-20-3
38.	Jan. 12	at Manitoba	L	1-2	14-21-3
39.	JAN. 13	GRAND RAPIDS	W	4-2	15-21-3
40.	Jan. 19	at Houston	W (OT)	4-3	16-21-3
41.	JAN. 20	CINCINNATI	SOL	4-5	16-21-4
42.	JAN. 21	MILWAUKEE	SOL	3-4	16-21-5
43.	Jan. 26	at Kansas City	L	2-5	16-22-5
44.	Jan. 27	at Kansas City	W	4-1	17-22-5
45.	Jan. 31	at Manitoba	W	3-0	18-22-5
46.	Feb. 2	at Manitoba	W	4-2	19-22-5
47.	FEB. 4	KANSAS CITY	W	3-1	20-22-5
48.	Feb. 9	at Milwaukee	W	6-0	21-22-5
49.	FEB. 10	HOUSTON	L	3-5	21-23-5
50.	FEB. 11	UTAH	L	1-2	21-24-5
51.	Feb. 16	at Houston	L	1-3	21-25-5
52.	Feb. 17	at Utah	W	5-2	22-25-5
53.	Feb. 18	at Utah	SOL	3-4	22-25-6
54.	Feb. 21	at Kansas City	W	4-3	23-25-6
55.	Feb. 23	at Kansas City	W	3-1	24-25-6
56.	FEB. 24	MILWAUKEE	W (OT)	4-3	25-25-6
57.	FEB. 25	MANITOBA	W	3-1	26-25-6
58.	Feb. 27	at Milwaukee	OTL	5-6	26-25-7
59.	FEB. 28	DETROIT	W	6-1	27-25-7
60.	MARCH 3	HOUSTON	L	4-5	27-26-7
61.	MARCH 4	DETROIT	L	2-3	27-27-7
62.	MARCH 7	CLEVELAND	W	3-0	28-27-7
63.	March 9	at Grand Rapids	L	3-9	28-28-7
64.	March 10	at Grand Rapids	W	4-3	29-28-7

No.	Date	Opponent	Result	Score	Record
65.	MARCH 11	UTAH	W	2-1	30-28-7
66.	March 14	at Houston	W	6-2	31-28-7
67.	MARCH 17	KANSAS CITY	W	2-0	32-28-7
68.	MARCH 18	KANSAS CITY	W	5-2	33-28-7
69.	MARCH 21	HOUSTON	W (SO)	2-1	34-28-7
70.	MARCH 24	DETROIT	W	6-0	35-28-7
71.	MARCH 25	MILWAUKEE	L	1-4	35-29-7
72.	March 28	at Houston	L	1-3	35-30-7
73.	MARCH 30	ORLANDO	W	3-2	36-30-7
74.	March 31	at Detroit	W	3-1	37-30-7
75.	April 1	at Orlando	L	2-3	37-31-7
76.	APRIL 4	CLEVELAND	W	6-3	38-31-7
77.	APRIL 7	ORLANDO	W	5-2	39-31-7
78.	APRIL 8	CLEVELAND	W	5-4	40-31-7
79.	APRIL 11	MANITOBA	W	6-1	41-31-7
80.	April 13	at Milwaukee	W (SO)	2-1	42-31-7
81.	April 14	at Manitoba	L	1-3	42-32-7
82.	April 15	at Manitoba	W	3-0	43-32-7

## POSTSEASON • 9-7

## WESTERN CONFERENCE SEMIFINAL

No.	Date	Opponent	Result	Score	Record
1.	APRIL 20	MILWAUKEE	W	4-2	1-0
2.	APRIL 21	MILWAUKEE	W	5-1	2-0
3.	April 24	at Milwaukee	L	2-3	2-1
4.	April 26	at Milwaukee	W	3-2	3-1
5.	APRIL 27	MILWAUKEE	W	5-2	4-1

## WESTERN CONFERENCE FINAL

No.	Date	Opponent	Result	Score	Record
6.	MAY 4	MANITOBA	L	1-4	4-2
7.	MAY 5	MANITOBA	W	5-0	5-2
8.	May 10	at Manitoba	OTL	3-4	5-3
9.	May 11	at Manitoba	W	4-1	6-3
10.	MAY 13	MANITOBA	W	1-0	7-3
11.	May 15	at Manitoba	W	6-4	8-3

## TURNER CUP FINAL

No.	Date	Opponent	Result	Score	Record
12.	May 19	at Orlando	L	2-7	8-4
13.	May 20	at Orlando	L	1-5	8-5
14.	MAY 23	ORLANDO	W	3-1	9-5
15.	MAY 25	ORLANDO	OTL	1-2	9-6
16.	May 26	at Orlando	L	1-5	9-7

## REGULAR SEASON • 37-31-7-5

No.	Date	Opponent	Result	Score	Record
1.	OCT. 6	UTAH	W	4-2	1-0-0-0
2.	OCT. 10	CINCINNATI	W	3-0	2-0-0-0
3.	OCT. 12	at Houston	W	5-2	3-0-0-0
4.	OCT. 13	HOUSTON	T	2-2	3-0-1-0
5.	OCT. 19	at Grand Rapids	W	4-1	4-0-1-0
6.	OCT. 24	HOUSTON	L	2-6	4-1-1-0
7.	OCT. 26	MILWAUKEE	L	1-2	4-2-1-0
8.	OCT. 27	at Milwaukee	W	5-2	5-2-1-0
9.	NOV. 2	at Norfolk	W	6-3	6-2-1-0
10.	NOV. 3	at Norfolk	L	2-5	6-3-1-0
11.	NOV. 7	at Utah	L	0-4	6-4-1-0
12.	NOV. 9	at Milwaukee	OTL	2-3	6-4-1-1
13.	NOV. 11	at Cincinnati	L	3-5	6-5-1-1
14.	NOV. 13	at Grand Rapids	L	2-3	6-6-1-1
15.	NOV. 16	at Houston	OTL	1-2	6-6-1-2
16.	NOV. 17	PROVIDENCE	OTL	3-4	6-6-1-3
17.	NOV. 21	HOUSTON	W	8-5	7-6-1-3
18.	NOV. 23	at Grand Rapids	L	1-2	7-7-1-3
19.	NOV. 24	MILWAUKEE	L	1-5	7-8-1-3
20.	NOV. 28	at Grand Rapids	W	3-1	8-8-1-3
21.	NOV. 29	at Milwaukee	L	0-2	8-9-1-3
22.	DEC. 1	UTAH	W	3-0	9-9-1-3
23.	DEC. 2	UTAH	W	4-0	10-9-1-3
24.	DEC. 7	at Grand Rapids	L	4-5	10-10-1-3
25.	DEC. 8	NORFOLK	W	5-3	11-10-1-3
26.	DEC. 9	MILWAUKEE	W	3-1	12-10-1-3
27.	DEC. 12	at Manitoba	W	5-1	13-10-1-3
28.	DEC. 14	CINCINNATI	W	4-2	14-10-1-3
29.	DEC. 21	at Grand Rapids	L	3-6	14-11-1-3
30.	DEC. 26	MILWAUKEE	L	1-2	14-12-1-3
31.	DEC. 27	at Manitoba	L	0-4	14-13-1-3
32.	DEC. 29	MANITOBA	L	3-6	14-14-1-3
33.	DEC. 30	at Houston	W	4-3	15-14-1-3
34.	JAN. 2	GRAND RAPIDS	W	4-3	16-14-1-3
35.	JAN. 3	at Cleveland	W	4-1	17-14-1-3
36.	JAN. 5	WILKES-BARRE	T	3-3	17-14-2-3
37.	JAN. 6	MANITOBA	L	3-6	17-15-2-3
38.	JAN. 9	at Utah	L	4-5	17-16-2-3
39.	JAN. 10	GRAND RAPIDS	L	3-7	17-17-2-3
40.	JAN. 12	CLEVELAND	W	7-3	18-17-2-3
41.	JAN. 13	MANITOBA	L	4-5	18-18-2-3
42.	JAN. 17	UTAH	W	4-2	19-18-2-3
43.	JAN. 19	at Cincinnati	W	5-1	20-18-2-3
44.	JAN. 20	GRAND RAPIDS	L	0-1	20-19-2-3
45.	JAN. 22	at Manitoba	T	4-4	20-19-3-3
46.	JAN. 23	at Manitoba	T	4-4	20-19-4-3
47.	JAN. 25	at Cleveland	W	5-0	21-19-4-3
48.	JAN. 26	at Houston	L	3-6	21-20-4-3
49.	JAN. 30	at Cincinnati	W (OT)	3-2	22-20-4-3
50.	FEB. 1	at Milwaukee	W	4-2	23-20-4-3
51.	FEB. 3	GRAND RAPIDS	W	2-1	24-20-4-3
52.	FEB. 5	at Houston	T	4-4	24-20-5-3
53.	FEB. 9	CLEVELAND	W	5-2	25-20-5-3
54.	FEB. 10	GRAND RAPIDS	W	5-2	26-20-5-3
55.	FEB. 15	at Philadelphia	W	5-1	27-20-5-3
56.	FEB. 16	at Wilkes-Barre	L	1-2	27-21-5-3
57.	FEB. 18	at Rochester	L	0-4	27-22-5-3
58.	FEB. 20	at Hartford	L	2-5	27-23-5-3
59.	FEB. 22	at Providence	W	4-3	28-23-5-3
60.	FEB. 23	UTAH	W	3-0	29-23-5-3
61.	FEB. 24	HOUSTON	L	2-5	29-24-5-3
62.	FEB. 27	at Houston	W (OT)	3-2	30-24-5-3
63.	MARCH 2	ROCHESTER	T	3-3	30-24-6-3
64.	MARCH 3	CINCINNATI	OTL	3-4	30-24-6-4

No.	Date	Opponent	Result	Score	Record
65.	March 7	at Milwaukee	L	1-3	30-25-6-4
66.	MARCH 8	MILWAUKEE	T	1-1	30-25-7-4
67.	MARCH 10	UTAH	L	2-4	30-26-7-4
68.	March 13	at Milwaukee	W	3-1	31-26-7-4
69.	MARCH 14	PHILADELPHIA	W	2-1	32-26-7-4
70.	MARCH 16	MILWAUKEE	W	4-3	33-26-7-4
71.	MARCH 17	NORFOLK	L	3-4	33-27-7-4
72.	MARCH 20	HOUSTON	W	4-2	34-27-7-4
73.	March 22	at Utah	L	4-6	34-28-7-4
74.	March 23	at Utah	W	4-2	35-28-7-4
75.	MARCH 27	HARTFORD	W	4-1	36-28-7-4
76.	March 29	at Utah	W (OT)	5-4	37-28-7-4
77.	March 30	at Utah	L	1-5	37-29-7-4
78.	APRIL 3	MANITOBA	OTL	4-5	37-29-7-5
79.	APRIL 6	GRAND RAPIDS	L	2-3	37-30-7-5
80.	APRIL 7	HOUSTON	L	3-4	37-31-7-5

## POSTSEASON • 17-8

## WESTERN CONFERENCE QUALIFYING SERIES

No.	Date	Opponent	Result	Score	Record
1.	APRIL 9	CINCINNATI	L	2-3	0-1
2.	APRIL 10	CINCINNATI	W (2OT)	3-2	1-1
3.	APRIL 11	CINCINNATI	W	3-2	2-1

## WESTERN CONFERENCE QUARTERFINAL

No.	Date	Opponent	Result	Score	Record
4.	April 13	at Grand Rapids	L	1-4	2-2
5.	April 15	at Grand Rapids	W	5-1	3-2
6.	APRIL 17	GRAND RAPIDS	W	2-1	4-2
7.	APRIL 19	GRAND RAPIDS	L	0-3	4-3
8.	April 21	at Grand Rapids	W	4-2	5-3

## WESTERN CONFERENCE SEMIFINAL

No.	Date	Opponent	Result	Score	Record
9.	April 26	at Syracuse	L	0-3	5-4
10.	April 27	at Syracuse	L	1-3	5-5
11.	APRIL 29	SYRACUSE	W	4-2	6-5
12.	MAY 1	SYRACUSE	W	3-1	7-5
13.	MAY 3	SYRACUSE	W	3-1	8-5
14.	May 5	at Syracuse	L	0-6	8-6
15.	May 7	at Syracuse	W	6-2	9-6

## WESTERN CONFERENCE FINAL

No.	Date	Opponent	Result	Score	Record
16.	May 10	at Houston	L	4-6	9-7
17.	May 11	at Houston	W (2OT)	4-3	10-7
18.	MAY 15	HOUSTON	W	4-1	11-7
19.	MAY 17	HOUSTON	W	2-1	12-7
20.	MAY 19	HOUSTON	W	7-0	13-7

## CALDER CUP FINAL

No.	Date	Opponent	Result	Score	Record
21.	May 24	at Bridgeport	W (OT)	5-4	14-7
22.	May 25	at Bridgeport	L	1-2	14-8
23.	MAY 30	BRIDGEPORT	W	4-0	15-8
24.	MAY 31	BRIDGEPORT	W	4-2	16-8
25.	JUNE 3	BRIDGEPORT	W (2OT)	4-3	17-8

## REGULAR SEASON • 43-25-8-4

No.	Date	Opponent	Result	Score	Record
1.	OCT. 12	CINCINNATI	W	7-4	1-0-0-0
2.	OCT. 18	CINCINNATI	L	3-4	1-1-0-0
3.	OCT. 19	at Grand Rapids	T	3-3	1-1-1-0
4.	OCT. 23	at Utah	L	1-3	1-2-1-0
5.	OCT. 25	at Utah	L	3-4	1-3-1-0
6.	OCT. 26	at Milwaukee	OTL	2-3	1-3-1-1
7.	OCT. 30	MILWAUKEE	L	2-3	1-4-1-1
8.	Nov. 1	at Grand Rapids	L	3-4	1-5-1-1
9.	NOV. 2	HARTFORD	L	0-4	1-6-1-1
10.	Nov. 3	at Milwaukee	W (OT)	7-6	2-6-1-1
11.	Nov. 8	at Syracuse	W	5-3	3-6-1-1
12.	Nov. 9	at Hershey	L	1-4	3-7-1-1
13.	Nov. 10	at Rochester	L	2-5	3-8-1-1
14.	Nov. 15	at Milwaukee	L	2-3	3-9-1-1
15.	Nov. 16	at Utah	W (OT)	4-3	4-9-1-1
16.	Nov. 22	UTAH	OTL	2-3	4-9-1-2
17.	NOV. 23	HOUSTON	W	6-1	5-9-1-2
18.	NOV. 27	UTAH	W	4-1	6-9-1-2
19.	NOV. 30	GRAND RAPIDS	W (OT)	2-1	7-9-1-2
20.	Dec. 6	at Milwaukee	W	5-3	8-9-1-2
21.	Dec. 7	MILWAUKEE	W	4-3	9-9-1-2
22.	DEC. 11	WORCESTER	W	5-4	10-9-1-2
23.	DEC. 13	CINCINNATI	W	5-2	11-9-1-2
24.	DEC. 14	MILWAUKEE	W	4-1	12-9-1-2
25.	Dec. 17	at Cleveland	W	2-1	13-9-1-2
26.	Dec. 20	at Cleveland	L	2-5	13-10-1-2
27.	DEC. 21	MILWAUKEE	W	5-2	14-10-1-2
28.	Dec. 22	at Houston	L	1-4	14-11-1-2
29.	Dec. 26	at Milwaukee	L	3-4	14-12-1-2
30.	Dec. 27	at San Antonio	W	4-2	15-12-1-2
31.	DEC. 28	SAN ANTONIO	W	5-3	16-12-1-2
32.	DEC. 30	SAN ANTONIO	L	0-1	16-13-1-2
33.	Jan. 2	at Milwaukee	L	2-3	16-14-1-2
34.	JAN. 3	GRAND RAPIDS	L	3-4	16-15-1-2
35.	JAN. 4	CLEVELAND	W	5-1	17-15-1-2
36.	JAN. 8	MANITOBA	W	4-2	18-15-1-2
37.	Jan. 9	at Houston	T	4-4	18-15-2-2
38.	JAN. 11	UTAH	L	3-5	18-16-2-2
39.	JAN. 12	SYRACUSE	W	3-1	19-16-2-2
40.	JAN. 15	HOUSTON	OTL	4-5	19-16-2-3
41.	JAN. 17	SAN ANTONIO	W	4-0	20-16-2-3
42.	Jan. 18	at Cincinnati	T	2-2	20-16-3-3
43.	Jan. 21	at San Antonio	W	4-1	21-16-3-3
44.	Jan. 24	at Worcester	W	6-1	22-16-3-3
45.	Jan. 25	at Hartford	W	4-1	23-16-3-3
46.	Jan. 28	at Manitoba	L	3-4	23-17-3-3
47.	Jan. 29	at Manitoba	L	4-5	23-18-3-3
48.	Jan. 31	at Norfolk	L	4-5	23-19-3-3
49.	Feb. 1	at Philadelphia	T	3-3	23-19-4-3
50.	FEB. 7	HOUSTON	W (OT)	4-3	24-19-4-3
51.	Feb. 8	at Grand Rapids	T	4-4	24-19-5-3
52.	FEB. 9	NORFOLK	T	3-3	24-19-6-3
53.	Feb. 12	at Utah	W (OT)	3-2	25-19-6-3
54.	Feb. 14	at Utah	W	4-2	26-19-6-3
55.	Feb. 16	at Cincinnati	W	3-0	27-19-6-3
56.	Feb. 19	at Cincinnati	L	5-7	27-20-6-3
57.	Feb. 21	at San Antonio	T	2-2	27-20-7-3
58.	FEB. 22	HOUSTON	W (OT)	4-3	28-20-7-3
59.	Feb. 24	at San Antonio	L	2-3	28-21-7-3
60.	FEB. 26	GRAND RAPIDS	L	4-7	28-22-7-3
61.	Feb. 28	at Houston	L	0-2	28-23-7-3
62.	MARCH 1	UTAH	W (OT)	5-4	29-23-7-3
63.	MARCH 2	UTAH	W	5-2	30-23-7-3
64.	March 6	at Houston	W (OT)	3-2	31-23-7-3

No.	Date	Opponent	Result	Score	Record
65.	March 7	at Houston	OTL	3-4	31-23-7-4
66.	MARCH 8	MILWAUKEE	W	6-4	32-23-7-4
67.	MARCH 12	CINCINNATI	W	5-2	33-23-7-4
68.	March 13	at San Antonio	L	1-8	33-24-7-4
69.	MARCH 15	PHILADELPHIA	W	3-2	34-24-7-4
70.	MARCH 16	GRAND RAPIDS	W	1-0	35-24-7-4
71.	MARCH 21	ROCHESTER	W (OT)	3-2	36-24-7-4
72.	MARCH 22	MANITOBA	W (OT)	3-2	37-24-7-4
73.	MARCH 26	HOUSTON	W	7-4	38-24-7-4
74.	March 28	at Grand Rapids	W	3-1	39-24-7-4
75.	MARCH 29	HERSHEY	T	2-2	39-24-8-4
76.	MARCH 30	CLEVELAND	W	6-2	40-24-8-4
77.	APRIL 2	MILWAUKEE	W (OT)	4-3	41-24-8-4
78.	April 4	at Cincinnati	W	4-2	42-24-8-4
79.	APRIL 5	SAN ANTONIO	W	4-3	43-24-8-4
80.	APRIL 6	SAN ANTONIO	L	4-6	43-25-8-4

## POSTSEASON • 3-6

## WESTERN CONFERENCE QUARTERFINAL

No.	Date	Opponent	Result	Score	Record
1.	APRIL 13	HERSHEY	W	3-2	1-0
2.	APRIL 16	HERSHEY	L	3-5	1-1
3.	April 19	at Hershey	L	1-3	1-2
4.	April 20	at Hershey	W	6-0	2-2
5.	APRIL 22	HERSHEY	W (OT)	3-2	3-2

## WESTERN CONFERENCE SEMIFINAL

No.	Date	Opponent	Result	Score	Record
6.	April 28	at Grand Rapids	OTL	3-4	3-3
7.	April 29	at Grand Rapids	L	1-3	3-4
8.	MAY 1	GRAND RAPIDS	L	1-2	3-5
9.	MAY 2	GRAND RAPIDS	L	0-2	3-6

## REGULAR SEASON • 42-26-9-3

No.	Date	Opponent	Result	Score	Record
1.	OCT. 11	GRAND RAPIDS	OTL	2-3	0-0-0-1
2.	OCT. 16	MANITOBA	W (OT)	4-3	1-0-0-1
3.	OCT. 18	at Utah	W (OT)	3-2	2-0-0-1
4.	OCT. 19	at Utah	W	4-1	3-0-0-1
5.	OCT. 25	TORONTO	W	3-1	4-0-0-1
6.	OCT. 26	TORONTO	W	5-4	5-0-0-1
7.	OCT. 29	CINCINNATI	L	2-3	5-1-0-1
8.	OCT. 31	at Houston	T	2-2	5-1-1-1
9.	NOV. 1	GRAND RAPIDS	W	4-3	6-1-1-1
10.	NOV. 2	SYRACUSE	L	3-4	6-2-1-1
11.	NOV. 7	at Manitoba	W	2-1	7-2-1-1
12.	NOV. 8	at Manitoba	T	3-3	7-2-2-1
13.	NOV. 9	at Hamilton	OTL	4-5	7-2-2-2
14.	NOV. 14	at St. John's	L	3-7	7-3-2-2
15.	NOV. 15	at St. John's	W	4-1	8-3-2-2
16.	NOV. 19	at Cincinnati	W	2-1	9-3-2-2
17.	NOV. 20	at San Antonio	T	2-2	9-3-3-2
18.	NOV. 22	at Houston	W	4-3	10-3-3-2
19.	NOV. 26	GRAND RAPIDS	L	0-3	10-4-3-2
20.	NOV. 28	at Grand Rapids	L	2-3	10-5-3-2
21.	NOV. 29	ST. JOHN'S	W	4-1	11-5-3-2
22.	DEC. 3	at Milwaukee	L	1-4	11-6-3-2
23.	DEC. 5	at San Antonio	W	4-3	12-6-3-2
24.	DEC. 6	at San Antonio	L	1-4	12-7-3-2
25.	DEC. 7	at Houston	L	1-3	12-8-3-2
26.	DEC. 10	MILWAUKEE	L	0-2	12-9-3-2
27.	DEC. 11	at Toronto	L	1-5	12-10-3-2
28.	DEC. 13	at Syracuse	W	3-1	13-10-3-2
29.	DEC. 19	at Milwaukee	L	2-7	13-11-3-2
30.	DEC. 20	MILWAUKEE	L	1-3	13-12-3-2
31.	DEC. 26	MILWAUKEE	W	4-1	14-12-3-2
32.	DEC. 27	UTAH	W	4-0	15-12-3-2
33.	DEC. 28	at Houston	T	3-3	15-12-4-2
34.	DEC. 30	at Houston	T	2-2	15-12-5-2
35.	JAN. 2	GRAND RAPIDS	W	4-1	16-12-5-2
36.	JAN. 3	HOUSTON	W	4-2	17-12-5-2
37.	JAN. 4	at Toronto	L	4-5	17-13-5-2
38.	JAN. 7	UTAH	W	5-0	18-13-5-2
39.	JAN. 10	CINCINNATI	L	3-5	18-14-5-2
40.	JAN. 11	CINCINNATI	W	3-2	19-14-5-2
41.	JAN. 14	ST. JOHN'S	T	3-3	19-14-6-2
42.	JAN. 16	at Grand Rapids	OTL	3-4	19-14-6-3
43.	JAN. 17	MANITOBA	W	5-1	20-14-6-3
44.	JAN. 18	HOUSTON	W	5-2	21-14-6-3
45.	JAN. 23	at Utah	W	2-1	22-14-6-3
46.	JAN. 24	at Utah	W	5-1	23-14-6-3
47.	JAN. 30	at San Antonio	W	4-2	24-14-6-3
48.	JAN. 31	at Cincinnati	W	5-3	25-14-6-3
49.	FEB. 4	SAN ANTONIO	L	3-4	25-15-6-3
50.	FEB. 6	at Grand Rapids	L	2-3	25-16-6-3
51.	FEB. 7	HOUSTON	W	4-2	26-16-6-3
52.	FEB. 11	HOUSTON	T	2-2	26-16-7-3
53.	FEB. 13	at Cincinnati	L	2-3	26-17-7-3
54.	FEB. 14	at Milwaukee	L	1-2	26-18-7-3
55.	FEB. 18	at Milwaukee	W	3-1	27-18-7-3
56.	FEB. 20	at Utah	L	1-4	27-19-7-3
57.	FEB. 21	HOUSTON	W	6-3	28-19-7-3
58.	FEB. 25	UTAH	W	4-1	29-19-7-3
59.	FEB. 27	at Grand Rapids	L	2-4	29-20-7-3
60.	FEB. 28	CINCINNATI	W	2-1	30-20-7-3
61.	FEB. 29	SAN ANTONIO	T	3-3	30-20-8-3
62.	MARCH 5	at Cincinnati	W	4-1	31-20-8-3
63.	MARCH 6	HAMILTON	L	3-5	31-21-8-3
64.	MARCH 7	HAMILTON	W	4-0	32-21-8-3

No.	Date	Opponent	Result	Score	Record
65.	March 11	at Hamilton	L	3-5	32-22-8-3
66.	MARCH 13	CLEVELAND	W	4-2	33-22-8-3
67.	MARCH 14	UTAH	W	5-1	34-22-8-3
68.	MARCH 17	CINCINNATI	W	5-1	35-22-8-3
69.	March 19	at San Antonio	T	2-2	35-22-9-3
70.	MARCH 20	UTAH	L	2-5	35-23-9-3
71.	March 24	at Cleveland	L	4-7	35-24-9-3
72.	March 26	at Cincinnati	L	3-5	35-25-9-3
73.	MARCH 27	MILWAUKEE	W	4-2	36-25-9-3
74.	MARCH 31	SAN ANTONIO	W	4-1	37-25-9-3
75.	April 2	at Grand Rapids	W	3-0	38-25-9-3
76.	APRIL 3	GRAND RAPIDS	W	2-1	39-25-9-3
77.	APRIL 4	SAN ANTONIO	W	4-2	40-25-9-3
78.	APRIL 7	SAN ANTONIO	W	4-3	41-25-9-3
79.	April 9	at Milwaukee	W	6-3	42-25-9-3
80.	APRIL 10	MILWAUKEE	L	1-3	42-26-9-3

## POSTSEASON • 6-4

## WEST DIVISION SEMIFINAL

No.	Date	Opponent	Result	Score	Record
1.	April 16	at Grand Rapids	W (OT)	4-3	1-0
2.	April 18	at Grand Rapids	W	1-0	2-0
3.	APRIL 21	GRAND RAPIDS	W	4-1	3-0
4.	APRIL 23	GRAND RAPIDS	W	8-2	4-0

## WEST DIVISION FINAL

No.	Date	Opponent	Result	Score	Record
5.	May 5	at Milwaukee	L (2OT)	1-2	4-1
6.	May 7	at Milwaukee	L	3-5	4-2
7.	MAY 8	MILWAUKEE	W	3-1	5-2
8.	MAY 10	MILWAUKEE	L	2-5	5-3
9.	May 12	at Milwaukee	W	2-1	6-3
10.	MAY 14	MILWAUKEE	L (2OT)	3-4	6-4

## REGULAR SEASON • 49-24-5-2

No.	Date	Opponent	Result	Score	Record
1.	Oct. 15	at Milwaukee	L	2-4	0-1-0-0
2.	OCT. 16	GRAND RAPIDS	L	1-5	0-2-0-0
3.	OCT. 20	HOUSTON	W (OT)	5-4	1-2-0-0
4.	OCT. 23	MILWAUKEE	W (OT)	3-2	2-2-0-0
5.	Oct. 24	at Houston	OTL	3-4	2-2-1-0
6.	OCT. 27	SAN ANTONIO	W	7-1	3-2-1-0
7.	Oct. 29	at Grand Rapids	W	2-1	4-2-1-0
8.	OCT. 30	CINCINNATI	L	1-4	4-3-1-0
9.	Nov. 5	at Milwaukee	L	3-5	4-4-1-0
10.	Nov. 12	at St. John's	L	1-3	4-5-1-0
11.	Nov. 13	at St. John's	SOL	1-2	4-5-1-1
12.	Nov. 18	at Grand Rapids	W	6-2	5-5-1-1
13.	Nov. 19	at Cincinnati	L	3-4	5-6-1-1
14.	NOV. 20	CINCINNATI	W	3-0	6-6-1-1
15.	NOV. 24	HOUSTON	W	3-0	7-6-1-1
16.	Nov. 26	at Grand Rapids	W	3-1	8-6-1-1
17.	NOV. 27	GRAND RAPIDS	OTL	2-3	8-6-2-1
18.	Nov. 28	at San Antonio	W	5-2	9-6-2-1
19.	Nov. 30	at Utah	W	4-2	10-6-2-1
20.	Dec. 1	at Utah	L	3-4	10-7-2-1
21.	Dec. 3	at Hamilton	W (OT)	2-1	11-7-2-1
22.	DEC. 4	MILWAUKEE	L	2-3	11-8-2-1
23.	Dec. 5	at San Antonio	W (SO)	3-2	12-8-2-1
24.	Dec. 7	at San Antonio	W	5-0	13-8-2-1
25.	Dec. 11	at Grand Rapids	W	3-2	14-8-2-1
26.	DEC. 12	UTAH	W	5-3	15-8-2-1
27.	DEC. 15	CINCINNATI	OTL	4-5	15-8-3-1
28.	Dec. 17	at Milwaukee	L	2-7	15-9-3-1
29.	DEC. 18	SAN ANTONIO	W	2-0	16-9-3-1
30.	DEC. 23	GRAND RAPIDS	W	3-1	17-9-3-1
31.	DEC. 26	MILWAUKEE	W	6-2	18-9-3-1
32.	DEC. 29	SAN ANTONIO	W	3-2	19-9-3-1
33.	Dec. 31	at Manitoba	W	4-3	20-9-3-1
34.	Jan. 1	at Manitoba	L	0-6	20-10-3-1
35.	Jan. 7	at Milwaukee	L	2-3	20-11-3-1
36.	JAN. 8	SAN ANTONIO	W	2-1	21-11-3-1
37.	JAN. 9	SAN ANTONIO	OTL	1-2	21-11-4-1
38.	JAN. 11	HAMILTON	W	4-2	22-11-4-1
39.	JAN. 14	MILWAUKEE	L	2-5	22-12-4-1
40.	JAN. 15	ST. JOHN'S	W	4-1	23-12-4-1
41.	JAN. 19	HAMILTON	L	3-6	23-13-4-1
42.	Jan. 21	at Grand Rapids	L	3-6	23-14-4-1
43.	Jan. 22	at Cincinnati	L	1-6	23-15-4-1
44.	JAN. 23	CINCINNATI	W (OT)	3-2	24-15-4-1
45.	Jan. 26	at Utah	W	5-1	25-15-4-1
46.	Jan. 28	at San Antonio	W	3-1	26-15-4-1
47.	Jan. 29	at Houston	L	2-3	26-16-4-1
48.	FEB. 2	HOUSTON	W (OT)	3-2	27-16-4-1
49.	FEB. 4	CLEVELAND	L	2-3	27-17-4-1
50.	Feb. 5	at Cleveland	L	1-2	27-18-4-1
51.	FEB. 9	UTAH	W	3-2	28-18-4-1
52.	FEB. 11	MILWAUKEE	W (SO)	5-4	29-18-4-1
53.	FEB. 12	HOUSTON	SOL	4-5	29-18-4-2
54.	Feb. 18	at Houston	L	4-5	29-19-4-2
55.	Feb. 19	at Houston	W	2-1	30-19-4-2
56.	FEB. 23	SYRACUSE	W	6-4	31-19-4-2
57.	FEB. 26	UTAH	W	5-1	32-19-4-2
58.	FEB. 27	ST. JOHN'S	W	5-2	33-19-4-2
59.	MARCH 2	UTAH	W (SO)	4-3	34-19-4-2
60.	March 4	at Cincinnati	W	2-1	35-19-4-2
61.	MARCH 5	GRAND RAPIDS	OTL	2-3	35-19-5-2
62.	MARCH 9	HOUSTON	W	3-1	36-19-5-2
63.	March 11	at Hamilton	W	4-3	37-19-5-2
64.	MARCH 12	MANITOBA	W	1-0	38-19-5-2

No.	Date	Opponent	Result	Score	Record
65.	MARCH 13	MANITOBA	W	5-2	39-19-5-2
66.	MARCH 16	EDMONTON	W (SO)	3-2	40-19-5-2
67.	March 18	at Cincinnati	W	3-2	41-19-5-2
68.	MARCH 19	GRAND RAPIDS	L	3-4	41-20-5-2
69.	March 23	at Syracuse	W	7-6	42-20-5-2
70.	March 25	at Utah	W	4-1	43-20-5-2
71.	March 26	at Utah	W	3-2	44-20-5-2
72.	March 30	at Edmonton	L	1-4	44-21-5-2
73.	March 31	at Edmonton	W	3-2	45-21-5-2
74.	April 2	at Cincinnati	L	1-3	45-22-5-2
75.	APRIL 3	EDMONTON	W	4-2	46-22-5-2
76.	APRIL 6	CINCINNATI	W	3-2	47-22-5-2
77.	April 9	at Milwaukee	W	2-0	48-22-5-2
78.	April 14	at San Antonio	L	0-2	48-23-5-2
79.	April 15	at Houston	L	2-5	48-24-5-2
80.	APRIL 16	UTAH	W	5-1	49-24-5-2

## POSTSEASON • 12-6

## WEST DIVISION SEMIFINAL

No.	Date	Opponent	Result	Score	Record
1.	April 19	HOUSTON	W	4-1	1-0
2.	April 21	HOUSTON	OTL	1-2	1-1
3.	April 23	at Houston	W	1-0	2-1
4.	April 24	at Houston	W	2-1	3-1
5.	April 26	at Houston	W	5-3	4-1

## WEST DIVISION FINAL

No.	Date	Opponent	Result	Score	Record
6.	May 4	CINCINNATI	W	5-2	5-1
7.	May 7	CINCINNATI	W	2-1	6-1
8.	May 9	at Cincinnati	W	5-2	7-1
9.	May 11	at Cincinnati	L	2-3	7-2
10.	May 13	CINCINNATI	W	4-1	8-2

## WESTERN CONFERENCE FINAL

No.	Date	Opponent	Result	Score	Record
11.	May 19	MANITOBA	W	4-3	9-2
12.	May 21	MANITOBA	W	3-0	10-2
13.	May 23	at Manitoba	W	4-2	11-2
14.	May 25	at Manitoba	W	4-1	12-2

## CALDER CUP FINAL

No.	Date	Opponent	Result	Score	Record
15.	June 2	PHILADELPHIA	L	0-1	12-3
16.	June 4	PHILADELPHIA	L (2OT)	1-2	12-4
17.	June 8	at Philadelphia	L	1-2	12-5
18.	June 10	at Philadelphia	L	2-5	12-6

## REGULAR SEASON • 36-32-4-8

No.	Date	Opponent	Result	Score	Record
1.	Oct. 7	at Omaha	W	5-2	1-0-0-0
2.	Oct. 12	at San Antonio	L	2-3	1-1-0-0
3.	Oct. 14	at San Antonio	L	1-2	1-2-0-0
4.	OCT. 15	MANITOBA	L	1-3	1-3-0-0
5.	OCT. 22	IOWA	OTL	1-2	1-3-1-0
6.	Oct. 25	at Houston	W	5-1	2-3-1-0
7.	Oct. 26	at San Antonio	W	5-2	3-3-1-0
8.	Oct. 28	at Omaha	SOL	6-7	3-3-1-1
9.	OCT. 29	IOWA	L	2-4	3-4-1-1
10.	Nov. 4	at Milwaukee	SOL	4-5	3-4-1-2
11.	Nov. 11	at Syracuse	L	1-5	3-5-1-2
12.	Nov. 12	at Rochester	L	2-4	3-6-1-2
13.	Nov. 18	at Peoria	W (SO)	4-3	4-6-1-2
14.	NOV. 19	MILWAUKEE	W	3-2	5-6-1-2
15.	NOV. 23	HAMILTON	W	4-2	6-6-1-2
16.	Nov. 25	at Peoria	L	1-4	6-7-1-2
17.	NOV. 26	OMAHA	L	2-4	6-8-1-2
18.	DEC. 2	MILWAUKEE	L	1-3	6-9-1-2
19.	DEC. 3	OMAHA	L	4-6	6-10-1-2
20.	DEC. 9	PEORIA	W	6-5	7-10-1-2
21.	Dec. 10	at Iowa	SOL	2-3	7-10-1-3
22.	DEC. 11	PEORIA	W	4-1	8-10-1-3
23.	DEC. 14	SAN ANTONIO	W	2-1	9-10-1-3
24.	Dec. 16	at Iowa	L	1-4	9-11-1-3
25.	DEC. 17	MILWAUKEE	L	3-4	9-12-1-3
26.	Dec. 18	at Peoria	SOL	4-5	9-12-1-4
27.	Dec. 21	at Cleveland	W	6-3	10-12-1-4
28.	DEC. 23	HERSHEY	OTL	3-4	10-12-2-4
29.	Dec. 26	at Milwaukee	SOL	3-4	10-12-2-5
30.	DEC. 29	MILWAUKEE	W (OT)	5-4	11-12-2-5
31.	DEC. 30	PEORIA	W	11-5	12-12-2-5
32.	Dec. 31	at Grand Rapids	W (OT)	4-3	13-12-2-5
33.	Jan. 6	at Omaha	L	1-3	13-13-2-5
34.	JAN. 7	IOWA	L	1-5	13-14-2-5
35.	JAN. 8	OMAHA	W	6-3	14-14-2-5
36.	Jan. 13	at Grand Rapids	SOL	4-5	14-14-2-6
37.	JAN. 14	TORONTO	L	4-5	14-15-2-6
38.	JAN. 15	CLEVELAND	L	3-6	14-16-2-6
39.	JAN. 18	OMAHA	W	7-3	15-16-2-6
40.	Jan. 20	at Iowa	W	6-3	16-16-2-6
41.	JAN. 21	MILWAUKEE	L	4-6	16-17-2-6
42.	JAN. 22	HOUSTON	L	0-4	16-18-2-6
43.	Jan. 27	at San Antonio	L	2-3	16-19-2-6
44.	Jan. 28	at Houston	L	4-5	16-20-2-6
45.	Feb. 3	at Omaha	W	4-3	17-20-2-6
46.	Feb. 4	at Omaha	L	0-4	17-21-2-6
47.	Feb. 7	at Iowa	L	4-6	17-22-2-6
48.	FEB. 8	SYRACUSE	L	1-3	17-23-2-6
49.	Feb. 10	at Cleveland	W	5-3	18-23-2-6
50.	FEB. 11	PHILADELPHIA	L	1-6	18-24-2-6
51.	Feb. 12	at Milwaukee	W	5-2	19-24-2-6
52.	Feb. 17	at Philadelphia	W (SO)	2-1	20-24-2-6
53.	Feb. 19	at Hershey	L	1-3	20-25-2-6
54.	FEB. 22	PEORIA	W (SO)	3-2	21-25-2-6
55.	FEB. 25	CLEVELAND	W	8-0	22-25-2-6
56.	Feb. 26	at Peoria	OTL	3-4	22-25-3-6
57.	MARCH 1	MANITOBA	L	2-5	22-26-3-6
58.	MARCH 3	GRAND RAPIDS	W	5-2	23-26-3-6
59.	MARCH 4	ROCHESTER	W	6-4	24-26-3-6
60.	March 5	at Milwaukee	W	5-3	25-26-3-6
61.	March 7	at Houston	SOL	4-5	25-26-3-7
62.	March 9	at Houston	L	3-4	25-27-3-7
63.	MARCH 11	PEORIA	SOL	3-4	25-27-3-8
64.	MARCH 12	GRAND RAPIDS	L	3-7	25-28-3-8

No.	Date	Opponent	Result	Score	Record
65.	MARCH 15	HOUSTON	L	5-6	25-29-3-8
66.	March 17	at Manitoba	L	2-3	25-30-3-8
67.	March 18	at Manitoba	W	4-2	26-30-3-8
68.	MARCH 22	SAN ANTONIO	W	5-2	27-30-3-8
69.	MARCH 24	HOUSTON	W	4-2	28-30-3-8
70.	MARCH 25	SAN ANTONIO	W	4-0	29-30-3-8
71.	MARCH 29	SAN ANTONIO	W	7-3	30-30-3-8
72.	March 31	at Hamilton	W	3-1	31-30-3-8
73.	April 1	at Toronto	W	5-3	32-30-3-8
74.	APRIL 5	OMAHA	W	3-1	33-30-3-8
75.	April 7	at Peoria	W	3-2	34-30-3-8
76.	APRIL 8	IOWA	L	1-4	34-31-3-8
77.	APRIL 9	IOWA	W	2-1	35-31-3-8
78.	April 11	at Iowa	OTL	4-5	35-31-4-8
79.	April 14	at Milwaukee	L	2-3	35-32-4-8
80.	APRIL 15	HOUSTON	W	6-5	36-32-4-8



## REGULAR SEASON • 46-25-3-6

No.	Date	Opponent	Result	Score	Record
1.	Oct. 7	at Peoria	W	5-0	1-0-0-0
2.	Oct. 13	at Milwaukee	W	7-5	2-0-0-0
3.	OCT. 14	MILWAUKEE	L	1-5	2-1-0-0
4.	OCT. 15	OMAHA	L	2-4	2-2-0-0
5.	Oct. 18	at San Antonio	W	6-1	3-2-0-0
6.	Oct. 20	at San Antonio	W	3-1	4-2-0-0
7.	OCT. 24	MANITOBA	L	4-7	4-3-0-0
8.	OCT. 26	PHILADELPHIA	W	3-2	5-3-0-0
9.	OCT. 28	IOWA	OTL	4-5	5-3-1-0
10.	Nov. 1	at Houston	W	4-2	6-3-1-0
11.	Nov. 3	at Omaha	W	3-1	7-3-1-0
12.	Nov. 4	at Peoria	W	10-5	8-3-1-0
13.	Nov. 10	at Syracuse	W	7-2	9-3-1-0
14.	Nov. 12	at Rochester	L	3-7	9-4-1-0
15.	Nov. 14	at Iowa	W	8-2	10-4-1-0
16.	Nov. 18	GRAND RAPIDS	W	5-3	11-4-1-0
17.	NOV. 19	PEORIA	W (SO)	3-2	12-4-1-0
18.	Nov. 22	at Omaha	W	6-3	13-4-1-0
19.	Nov. 24	at Grand Rapids	L	4-6	13-5-1-0
20.	NOV. 25	HOUSTON	W	7-3	14-5-1-0
21.	Nov. 26	IOWA	L	3-6	14-6-1-0
22.	Nov. 29	IOWA	W	5-2	15-6-1-0
23.	DEC. 2	SAN ANTONIO	W	5-4	16-6-1-0
24.	DEC. 5	IOWA	W	5-2	17-6-1-0
25.	Dec. 8	at Philadelphia	W	5-3	18-6-1-0
26.	Dec. 9	at W-B/Scranton	L	3-5	18-7-1-0
27.	Dec. 12	at Iowa	W	7-3	19-7-1-0
28.	DEC. 15	OMAHA	W	9-1	20-7-1-0
29.	DEC. 16	MILWAUKEE	SOL	2-3	20-7-1-1
30.	Dec. 21	at San Antonio	W	4-3	21-7-1-1
31.	Dec. 22	at Houston	W	7-5	22-7-1-1
32.	DEC. 23	SAN ANTONIO	W (OT)	2-1	23-7-1-1
33.	Dec. 26	at Milwaukee	W (OT)	5-4	24-7-1-1
34.	DEC. 27	HOUSTON	SOL	3-4	24-7-1-2
35.	Dec. 29	at Peoria	W	6-3	25-7-1-2
36.	DEC. 30	ROCHESTER	L	3-5	25-8-1-2
37.	JAN. 3	HOUSTON	L	3-5	25-9-1-2
38.	Jan. 5	at Omaha	W	5-1	26-9-1-2
39.	Jan. 6	at Milwaukee	L	2-4	26-10-1-2
40.	JAN. 9	PEORIA	L	1-2	26-11-1-2
41.	JAN. 12	W-B/SCRANTON	L	0-1	26-12-1-2
42.	JAN. 13	HAMILTON	L	3-6	26-13-1-2
43.	JAN. 17	TORONTO	L	4-5	26-14-1-2
44.	Jan. 19	at Peoria	W	6-1	27-14-1-2
45.	JAN. 20	SAN ANTONIO	W	7-2	28-14-1-2
46.	JAN. 21	TORONTO	SOL	3-4	28-14-1-3
47.	Jan. 23	at Iowa	SOL	2-3	28-14-1-4
48.	Jan. 26	at Omaha	W	5-0	29-14-1-4
49.	Jan. 27	at Iowa	W	7-3	30-14-1-4
50.	Feb. 2	at Manitoba	W (OT)	3-2	31-14-1-4
51.	Feb. 3	at Manitoba	L	3-4	31-15-1-4
52.	Feb. 5	at Toronto	W	8-1	32-15-1-4
53.	Feb. 7	at Hamilton	W (OT)	4-3	33-15-1-4
54.	Feb. 9	at Hamilton	OTL	5-6	33-15-2-4
55.	Feb. 10	at Toronto	SOL	2-3	33-15-2-5
56.	FEB. 11	SYRACUSE	W	6-2	34-15-2-5
57.	Feb. 17	at Houston	L	1-4	34-16-2-5
58.	Feb. 18	at Houston	W	8-0	35-16-2-5
59.	Feb. 23	at San Antonio	L	2-4	35-17-2-5
60.	FEB. 24	OMAHA	L	0-2	35-18-2-5
61.	FEB. 25	OMAHA	L	2-4	35-19-2-5
62.	MARCH 3	HAMILTON	L	3-6	35-20-2-5
63.	MARCH 4	SAN ANTONIO	W	3-2	36-20-2-5
64.	MARCH 7	HOUSTON	W	4-1	37-20-2-5

No.	Date	Opponent	Result	Score	Record
65.	MARCH 10	MILWAUKEE	L	4-6	37-21-2-5
66.	MARCH 11	PEORIA	W	4-2	38-21-2-5
67.	MARCH 14	PEORIA	W	4-3	39-21-2-5
68.	March 16	at Omaha	W (OT)	5-4	40-21-2-5
69.	MARCH 17	MILWAUKEE	L	4-5	40-22-2-5
70.	March 23	at Iowa	L	2-3	40-23-2-5
71.	March 24	at Peoria	SOL	3-4	40-23-2-6
72.	MARCH 25	PEORIA	W	6-1	41-23-2-6
73.	MARCH 28	MANITOBA	W	5-2	42-23-2-6
74.	MARCH 30	MILWAUKEE	L	1-5	42-24-2-6
75.	March 31	at Grand Rapids	OTL	1-2	42-24-3-6
76.	April 6	at Milwaukee	W	5-4	43-24-3-6
77.	APRIL 7	GRAND RAPIDS	W	5-3	44-24-3-6
78.	April 13	at Milwaukee	W (SO)	4-3	45-24-3-6
79.	APRIL 14	IOWA	W	5-0	46-24-3-6
80.	April 15	OMAHA	L	2-4	46-25-3-6

## POSTSEASON • 9-6

## WEST DIVISION SEMIFINAL

No.	Date	Opponent	Result	Score	Record
1.	APRIL 20	MILWAUKEE	W	3-2	1-0
2.	APRIL 22	MILWAUKEE	W	4-1	2-0
3.	April 24	at Milwaukee	W	3-2	3-0
4.	April 25	at Milwaukee	W (OT)	3-2	4-0

## WEST DIVISION FINAL

No.	Date	Opponent	Result	Score	Record
5.	MAY 2	IOWA	W	7-0	5-0
6.	MAY 4	IOWA	L	4-5	5-1
7.	May 6	at Iowa	W	5-3	6-1
8.	May 8	at Iowa	W	6-1	7-1
9.	May 10	at Iowa	L	1-5	7-2
10.	MAY 12	IOWA	W	5-1	8-2

## WESTERN CONFERENCE FINAL

No.	Date	Opponent	Result	Score	Record
11.	MAY 18	HAMILTON	L (2OT)	5-6	8-3
12.	MAY 20	HAMILTON	OTL	2-3	8-4
13.	May 23	at Hamilton	L	1-2	8-5
14.	May 25	at Hamilton	W	1-0	9-5
15.	May 26	at Hamilton	L	1-3	9-6

## REGULAR SEASON • 53-22-3

No.	Date	Opponent	Result	Score	Record
1.	Oct. 6	at Houston	W	4-2	1-0-0-0
2.	OCT. 13	MILWAUKEE	W (OT)	2-1	2-0-0-0
3.	OCT. 19	ROCKFORD	W (OT)	5-4	3-0-0-0
4.	Oct. 21	at Peoria	W	4-2	4-0-0-0
5.	OCT. 24	SAN ANTONIO	W (SO)	4-3	5-0-0-0
6.	OCT. 26	SAN ANTONIO	W	4-1	6-0-0-0
7.	Oct. 27	at Milwaukee	OTL	0-1	6-0-1-0
8.	Nov. 2	at Quad City	W	7-1	7-0-1-0
9.	Nov. 7	at Quad City	W	2-1	8-0-1-0
10.	Nov. 9	at Syracuse	W	5-2	9-0-1-0
11.	Nov. 10	at Hamilton	W	4-3	10-0-1-0
12.	Nov. 11	at Rochester	W (SO)	2-1	11-0-1-0
13.	Nov. 16	at Iowa	W	7-5	12-0-1-0
14.	NOV. 17	HOUSTON	W	4-0	13-0-1-0
15.	NOV. 18	SAN ANTONIO	L	0-4	13-1-1-0
16.	NOV. 21	PEORIA	W	2-1	14-1-1-0
17.	Nov. 23	at Peoria	L	3-7	14-2-1-0
18.	NOV. 24	ROCKFORD	W	8-3	15-2-1-0
19.	NOV. 27	QUAD CITY	W	4-1	16-2-1-0
20.	NOV. 29	PEORIA	W (OT)	4-3	17-2-1-0
21.	DEC. 1	IOWA	L	2-3	17-3-1-0
22.	DEC. 4	SYRACUSE	L	2-3	17-4-1-0
23.	Dec. 7	at Providence	L	3-4	17-5-1-0
24.	Dec. 8	at Manchester	L	4-7	17-6-1-0
25.	DEC. 13	ROCHESTER	W	5-3	18-6-1-0
26.	Dec. 14	at Peoria	L	1-4	18-7-1-0
27.	Dec. 15	at Iowa	W	10-2	19-7-1-0
28.	DEC. 19	PEORIA	W	7-4	20-7-1-0
29.	Dec. 22	at Grand Rapids	W (OT)	4-3	21-7-1-0
30.	DEC. 27	ROCKFORD	W (OT)	4-3	22-7-1-0
31.	Dec. 28	at Milwaukee	W	4-3	23-7-1-0
32.	DEC. 29	QUAD CITY	L	2-5	23-8-1-0
33.	JAN. 2	MILWAUKEE	W	4-1	24-8-1-0
34.	Jan. 4	at Rockford	L	4-5	24-9-1-0
35.	Jan. 5	at Milwaukee	W	6-3	25-9-1-0
36.	JAN. 9	IOWA	W	6-4	26-9-1-0
37.	Jan. 11	at Quad City	W	6-2	27-9-1-0
38.	JAN. 12	TORONTO	W	5-4	28-9-1-0
39.	JAN. 16	MILWAUKEE	L	0-4	28-10-1-0
40.	Jan. 18	at Quad City	W	3-2	29-10-1-0
41.	JAN. 19	MANCHESTER	W	5-2	30-10-1-0
42.	JAN. 20	GRAND RAPIDS	L	2-5	30-11-1-0
43.	Jan. 25	at Rockford	L	3-4	30-12-1-0
44.	Jan. 26	at Grand Rapids	W	5-3	31-12-1-0
45.	Feb. 1	at Milwaukee	L	4-5	31-13-1-0
46.	FEB. 2	ROCKFORD	W	4-2	32-13-1-0
47.	Feb. 8	at Iowa	W	3-0	33-13-1-0
48.	FEB. 9	MILWAUKEE	W	3-1	34-13-1-0
49.	FEB. 10	MANITOBA	W	2-0	35-13-1-0
50.	FEB. 13	HOUSTON	W	6-1	36-13-1-0
51.	Feb. 14	at Milwaukee	W (OT)	3-2	37-13-1-0
52.	Feb. 16	at Rockford	W	4-1	38-13-1-0
53.	FEB. 20	MANITOBA	OTL	1-2	38-13-2-0
54.	Feb. 22	at Iowa	W	3-1	39-13-2-0
55.	FEB. 24	IOWA	W	3-1	40-13-2-0
56.	Feb. 27	at San Antonio	W	5-1	41-13-2-0
57.	Feb. 29	at San Antonio	SOL	2-3	41-13-2-1
58.	MARCH 1	MILWAUKEE	L	4-6	41-14-2-1
59.	MARCH 2	PROVIDENCE	W	4-1	42-14-2-1
60.	MARCH 7	IOWA	SOL	3-4	42-14-2-2
61.	MARCH 8	QUAD CITY	W	5-3	43-14-2-2
62.	March 9	at Peoria	W	2-1	44-14-2-2
63.	MARCH 12	HAMILTON	W	3-2	45-14-2-2
64.	MARCH 14	LAKE ERIE	W	6-3	46-14-2-2

No.	Date	Opponent	Result	Score	Record
65.	MARCH 15	PEORIA	L	3-5	46-15-2-2
66.	March 18	at Lake Erie	L	5-7	46-16-2-2
67.	March 20	at Houston	L	0-1	46-17-2-2
68.	March 21	at Houston	L	4-5	46-18-2-2
69.	March 22	at San Antonio	W	3-1	47-18-2-2
70.	March 28	at Rockford	SOL	2-3	47-18-2-3
71.	MARCH 29	HOUSTON	L	3-4	47-19-2-3
72.	MARCH 30	GRAND RAPIDS	W	6-4	48-19-2-3
73.	April 1	at Manitoba	W	5-4	49-19-2-3
74.	April 2	at Manitoba	L	1-4	49-20-2-3
75.	April 5	at Peoria	W	6-4	50-20-2-3
76.	APRIL 6	QUAD CITY	W	3-0	51-20-2-3
77.	April 9	at Toronto	L	3-8	51-21-2-3
78.	April 11	at Rockford	L	2-3	51-22-2-3
79.	APRIL 12	ROCKFORD	W	7-1	52-22-2-3
80.	APRIL 13	PEORIA	W	5-3	53-22-2-3

## POSTSEASON • 16-8

## WEST DIVISION SEMIFINAL

No.	Date	Opponent	Result	Score	Record
1.	APRIL 16	MILWAUKEE	OTL	3-4	0-1
2.	APRIL 18	MILWAUKEE	W	2-1	1-1
3.	April 20	at Milwaukee	W (OT)	4-3	2-1
4.	April 23	at Milwaukee	L	0-2	2-2
5.	APRIL 24	MILWAUKEE	W	4-1	3-2
6.	April 26	at Milwaukee	W	3-0	4-2

## WEST DIVISION FINAL

No.	Date	Opponent	Result	Score	Record
7.	MAY 1	ROCKFORD	W	4-1	5-2
8.	MAY 3	ROCKFORD	W	7-3	6-2
9.	May 4	at Rockford	L	1-3	6-3
10.	May 7	at Rockford	L	2-3	6-4
11.	MAY 9	ROCKFORD	L	1-5	6-5
12.	May 11	at Rockford	W	4-3	7-5
13.	MAY 13	ROCKFORD	W	4-1	8-5

## WESTERN CONFERENCE FINAL

No.	Date	Opponent	Result	Score	Record
14.	MAY 16	TORONTO	W	4-1	9-5
15.	MAY 18	TORONTO	W	5-0	10-5
16.	May 20	at Toronto	W	4-1	11-5
17.	May 21	at Toronto	L	1-6	11-6
18.	MAY 23	TORONTO	W	4-2	12-6

## CALDER CUP FINAL

No.	Date	Opponent	Result	Score	Record
19.	MAY 29	W-B/SCRANTON	W	5-4	13-6
20.	JUNE 1	W-B/SCRANTON	W	4-2	14-6
21.	June 4	at W-B/Scranton	W	6-1	15-6
22.	June 6	at W-B/Scranton	L	2-3	15-7
23.	June 7	at W-B/Scranton	L	1-5	15-8
24.	JUNE 10	W-B/SCRANTON	W	5-2	16-8

## REGULAR SEASON • 38-37-3-2

No.	Date	Opponent	Result	Score	Record	No.	Date	Opponent	Result	Score	Record
1.	Oct. 11	at Houston	OTL	1-2	0-0-1-0	65.	March 7	at Houston	L	1-3	33-29-2-1
2.	Oct. 15	at San Antonio	L	1-2	0-1-1-0	66.	MARCH 8	PEORIA	L	2-3	33-30-2-1
3.	Oct. 17	at Quad City	W	1-0	1-1-1-0	67.	MARCH 11	IOWA	L	1-2	33-31-2-1
4.	OCT. 18	PEORIA	W	3-2	2-1-1-0	68.	MARCH 13	IOWA	W	7-4	34-31-2-1
5.	OCT. 21	SAN ANTONIO	W	3-1	3-1-1-0	69.	MARCH 14	MILWAUKEE	W (SO)	5-4	35-31-2-1
6.	OCT. 25	at Milwaukee	W	5-3	4-1-1-0	70.	MARCH 20	MANITOBA	L	3-6	35-32-2-1
7.	OCT. 26	ROCKFORD	SOL	2-3	4-1-1-1	71.	MARCH 21	HAMILTON	SOL	2-3	35-32-2-2
8.	OCT. 29	PROVIDENCE	W	6-0	5-1-1-1	72.	March 25	at Quad City	OTL	4-5	35-32-3-2
9.	Oct. 31	at Iowa	L	1-2	5-2-1-1	73.	MARCH 28	QUAD CITY	W (SO)	3-2	36-32-3-2
10.	Nov. 1	at Iowa	W	3-1	6-2-1-1	74.	MARCH 29	MILWAUKEE	L	2-5	36-33-3-2
11.	NOV. 2	SYRACUSE	W	2-1	7-2-1-1	75.	April 1	at Peoria	L	0-3	36-34-3-2
12.	Nov. 7	at Providence	W	4-1	8-2-1-1	76.	April 3	at Quad City	L	1-2	36-35-3-2
13.	Nov. 9	at Manchester	W (SO)	3-2	9-2-1-1	77.	April 5	at Milwaukee	L	2-3	36-36-3-2
14.	Nov. 14	at Rochester	W (SO)	3-2	10-2-1-1	78.	APRIL 8	LAKE ERIE	W	5-0	37-36-3-2
15.	Nov. 15	at Syracuse	L	2-4	10-3-1-1	79.	April 10	at Milwaukee	L	1-3	37-37-3-2
16.	Nov. 19	at Lake Erie	W	5-4	11-3-1-1	80.	APRIL 11	ROCKFORD	W	5-2	38-37-3-2
17.	Nov. 21	at Quad City	L	1-2	11-4-1-1						
18.	NOV. 22	GRAND RAPIDS	W	6-3	12-4-1-1						
19.	NOV. 25	MANCHESTER	L	2-7	12-5-1-1						
20.	Nov. 28	at Grand Rapids	L	2-3	12-6-1-1						
21.	NOV. 29	QUAD CITY	W (OT)	4-3	13-6-1-1						
22.	NOV. 30	GRAND RAPIDS	L	0-1	13-7-1-1						
23.	DEC. 3	PEORIA	L	6-7	13-8-1-1						
24.	Dec. 5	at Peoria	L	2-3	13-9-1-1						
25.	DEC. 6	ROCKFORD	W	6-1	14-9-1-1						
26.	Dec. 12	at Iowa	W (SO)	3-2	15-9-1-1						
27.	Dec. 13	at Rockford	L	2-7	15-10-1-1						
28.	DEC. 14	SAN ANTONIO	W	4-1	16-10-1-1						
29.	Dec. 18	at San Antonio	W	2-1	17-10-1-1						
30.	Dec. 19	at San Antonio	L	3-5	17-11-1-1						
31.	DEC. 21	ROCKFORD	W	4-1	18-11-1-1						
32.	Dec. 26	at Rockford	L	2-6	18-12-1-1						
33.	DEC. 27	MILWAUKEE	L	3-5	18-13-1-1						
34.	Dec. 30	at Manitoba	W	6-2	19-13-1-1						
35.	Dec. 31	at Manitoba	OTL	1-2	19-13-2-1						
36.	JAN. 2	ROCKFORD	L	2-3	19-14-2-1						
37.	Jan. 3	at Rockford	L	4-6	19-15-2-1						
38.	JAN. 7	SAN ANTONIO	L	3-5	19-16-2-1						
39.	Jan. 9	at Rockford	L	1-3	19-17-2-1						
40.	JAN. 10	PEORIA	L	2-3	19-18-2-1						
41.	JAN. 11	HOUSTON	L	1-4	19-19-2-1						
42.	JAN. 14	TORONTO	W (SO)	3-2	20-19-2-1						
43.	Jan. 16	at Rockford	W	3-2	21-19-2-1						
44.	JAN. 17	QUAD CITY	W (OT)	4-3	22-19-2-1						
45.	Jan. 23	at Hamilton	L	2-3	22-20-2-1						
46.	Jan. 24	at Toronto	L	1-3	22-21-2-1						
47.	JAN. 29	IOWA	W (SO)	4-3	23-21-2-1						
48.	Jan. 30	at Milwaukee	L	4-5	23-22-2-1						
49.	JAN. 31	HOUSTON	W	3-0	24-22-2-1						
50.	FEB. 4	PEORIA	W	5-1	25-22-2-1						
51.	Feb. 6	at Grand Rapids	L	3-6	25-23-2-1						
52.	FEB. 7	MILWAUKEE	W	2-1	26-23-2-1						
53.	FEB. 8	HOUSTON	L	3-6	26-24-2-1						
54.	FEB. 11	ROCHESTER	L	3-4	26-25-2-1						
55.	Feb. 13	at Milwaukee	W (SO)	3-2	27-25-2-1						
56.	Feb. 14	at Peoria	W	4-1	28-25-2-1						
57.	Feb. 15	at Houston	L	2-4	28-26-2-1						
58.	FEB. 18	IOWA	W (OT)	3-2	29-26-2-1						
59.	FEB. 20	MILWAUKEE	L	0-1	29-27-2-1						
60.	Feb. 21	at Peoria	W	3-1	30-27-2-1						
61.	FEB. 22	MANITOBA	W	2-1	31-27-2-1						
62.	Feb. 27	at Iowa	W	4-0	32-27-2-1						
63.	MARCH 1	QUAD CITY	W	2-1	33-27-2-1						
64.	March 6	at Peoria	L	2-4	33-28-2-1						

## REGULAR SEASON • 49-24-1-6

No.	Date	Opponent	Result	Score	Record
1.	Oct. 3	MILWAUKEE	L	2-3	0-1-0-0
2.	Oct. 9	at Manitoba	L	1-4	0-2-0-0
3.	Oct. 10	at Manitoba	L	1-2	0-3-0-0
4.	OCT. 14	ROCKFORD	W	5-4	1-3-0-0
5.	Oct. 16	at Rockford	L	1-4	1-4-0-0
6.	OCT. 17	HAMILTON	L	4-5	1-5-0-0
7.	OCT. 23	MANITOBA	SOL	0-1	1-5-0-1
8.	OCT. 24	ABBOTSFORD	W	7-1	2-5-0-1
9.	OCT. 28	ROCKFORD	W (SO)	3-2	3-5-0-1
10.	Oct. 31	at Texas	L	1-4	3-6-0-1
11.	NOV. 1	ROCKFORD	W	3-1	4-6-0-1
12.	Nov. 4	at Milwaukee	W	4-3	5-6-0-1
13.	Nov. 6	at Grand Rapids	L	4-5	5-7-0-1
14.	Nov. 13	at San Antonio	W	4-2	6-7-0-1
15.	Nov. 14	at Texas	W (OT)	4-3	7-7-0-1
16.	Nov. 15	at Houston	W	2-1	8-7-0-1
17.	Nov. 20	at Rockford	L	0-1	8-8-0-1
18.	NOV. 21	PEORIA	W	3-1	9-8-0-1
19.	NOV. 22	TEXAS	W	3-1	10-8-0-1
20.	NOV. 25	GRAND RAPIDS	W	3-2	11-8-0-1
21.	NOV. 27	ABBOTSFORD	L	1-3	11-9-0-1
22.	NOV. 28	MANITOBA	L	2-4	11-10-0-1
23.	Dec. 2	at Rockford	L	2-3	11-11-0-1
24.	DEC. 4	LAKE ERIE	W	3-2	12-11-0-1
25.	DEC. 5	TEXAS	L	3-5	12-12-0-1
26.	Dec. 11	at Toronto	SOL	4-5	12-12-0-2
27.	Dec. 12	at Lake Erie	W	6-2	13-12-0-2
28.	Dec. 13	at Lake Erie	L	3-7	13-13-0-2
29.	Dec. 18	at Rockford	L	2-3	13-14-0-2
30.	DEC. 19	MILWAUKEE	W	4-2	14-14-0-2
31.	Dec. 26	at Grand Rapids	W	7-4	15-14-0-2
32.	DEC. 27	ROCKFORD	L	4-6	15-15-0-2
33.	DEC. 30	HOUSTON	W	5-1	16-15-0-2
34.	Dec. 31	at Peoria	W	4-1	17-15-0-2
35.	JAN. 2	PEORIA	W (SO)	3-2	18-15-0-2
36.	JAN. 6	at Hamilton	L	1-3	18-16-0-2
37.	JAN. 9	PEORIA	W	3-1	19-16-0-2
38.	JAN. 10	TORONTO	W (OT)	3-2	20-16-0-2
39.	JAN. 13	MILWAUKEE	W	7-2	21-16-0-2
40.	Jan. 14	at San Antonio	W	5-3	22-16-0-2
41.	Jan. 15	at San Antonio	W	2-1	23-16-0-2
42.	JAN. 17	PEORIA	W	3-1	24-16-0-2
43.	JAN. 22	at Milwaukee	W	6-3	25-16-0-2
44.	Jan. 23	at Peoria	L	4-5	25-17-0-2
45.	JAN. 24	GRAND RAPIDS	W	5-1	26-17-0-2
46.	JAN. 27	HOUSTON	W	5-2	27-17-0-2
47.	Jan. 29	at Grand Rapids	W	3-0	28-17-0-2
48.	JAN. 30	HAMILTON	SOL	2-3	28-17-0-3
49.	Feb. 4	at Abbotsford	W	3-2	29-17-0-3
50.	Feb. 5	at Abbotsford	SOL	2-3	29-17-0-4
51.	FEB. 9	PEORIA	W	4-2	30-17-0-4
52.	Feb. 12	at Texas	W	4-1	31-17-0-4
53.	Feb. 13	at Texas	W	5-2	32-17-0-4
54.	Feb. 14	at Houston	W	3-0	33-17-0-4
55.	FEB. 17	SAN ANTONIO	W	3-2	34-17-0-4
56.	Feb. 19	at Peoria	W	4-3	35-17-0-4
57.	FEB. 20	HOUSTON	W	7-1	36-17-0-4
58.	FEB. 21	SAN ANTONIO	W	7-4	37-17-0-4
59.	Feb. 26	at Peoria	L	2-3	37-18-0-4
60.	Feb. 27	at Milwaukee	OTL	6-7	37-18-1-4
61.	FEB. 28	ROCKFORD	W	4-2	38-18-1-4
62.	March 3	at Toronto	W	3-0	39-18-1-4
63.	March 5	at Hamilton	SOL	4-5	39-18-1-5
64.	MARCH 6	MILWAUKEE	W	2-1	40-18-1-5

No.	Date	Opponent	Result	Score	Record
65.	MARCH 7	LAKE ERIE	W (SO)	5-4	41-18-1-5
66.	MARCH 12	TORONTO	L	0-3	41-19-1-5
67.	MARCH 13	HOUSTON	W (SO)	2-1	42-19-1-5
68.	March 16	at Milwaukee	W	4-3	43-19-1-5
69.	MARCH 20	SAN ANTONIO	W	6-3	44-19-1-5
70.	March 21	SAN ANTONIO	W (SO)	3-2	45-19-1-5
71.	March 24	at Peoria	L	2-4	45-20-1-5
72.	March 26	TEXAS	SOL	3-4	45-20-1-6
73.	March 27	at Rockford	W	3-0	46-20-1-6
74.	MARCH 28	TEXAS	L	0-5	46-21-1-6
75.	March 31	at Houston	W	4-0	47-21-1-6
76.	April 2	at Houston	L	3-4	47-22-1-6
77.	April 3	at San Antonio	L	0-3	47-23-1-6
78.	April 7	MILWAUKEE	W	2-1	48-23-1-6
79.	April 9	at Milwaukee	L	1-8	48-24-1-6
80.	APRIL 10	GRAND RAPIDS	W	6-4	49-24-1-6

## POSTSEASON • 7-7

## WEST DIVISION SEMIFINAL

No.	Date	Opponent	Result	Score	Record
1.	APRIL 14	MILWAUKEE	W	6-5	1-0
2.	APRIL 16	MILWAUKEE	W	3-0	2-0
3.	April 17	at Milwaukee	L	0-6	2-1
4.	April 19	at Milwaukee	W	1-0	3-1
5.	APRIL 21	MILWAUKEE	L	4-5	3-2
6.	April 23	at Milwaukee	OTL	4-5	3-3
7.	APRIL 26	MILWAUKEE	W	2-1	4-3

## WEST DIVISION FINAL

No.	Date	Opponent	Result	Score	Record
8.	APRIL 30	TEXAS	OTL	3-4	4-4
9.	MAY 2	TEXAS	W (ZOT)	4-3	5-4
10.	May 4	at Texas	W	5-3	6-4
11.	May 5	at Texas	L	2-3	6-5
12.	May 7	at Texas	L	3-5	6-6
13.	MAY 9	TEXAS	W	2-0	7-6
14.	MAY 11	TEXAS	OTL	5-6	7-7

## REGULAR SEASON • 39-30-5-6

No.	Date	Opponent	Result	Score	Record	No.	Date	Opponent	Result	Score	Record
1.	Oct. 8	at San Antonio	L	3-6	0-1-0-0	65.	MARCH 5	PEORIA	SOL	5-6	32-25-3-5
2.	Oct. 10	at Oklahoma City	W	2-1	1-1-0-0	66.	MARCH 6	MANITOBA	W	3-2	33-25-3-5
3.	Oct. 15	at Milwaukee	W (OT)	3-2	2-1-0-0	67.	MARCH 9	PEORIA	W (SO)	3-2	34-25-3-5
4.	OCT. 16	MILWAUKEE	W (SO)	3-2	3-1-0-0	68.	MARCH 11	PEORIA	SOL	4-5	34-25-3-6
5.	OCT. 20	ABBOTSFORD	L	0-3	3-2-0-0	69.	March 13	at Rockford	W	5-1	35-25-3-6
6.	OCT. 23	at Rockford	OTL	3-4	3-2-1-0	70.	MARCH 19	OKLAHOMA CITY	L	3-4	35-26-3-6
7.	OCT. 24	MILWAUKEE	W	4-3	4-2-1-0	71.	MARCH 20	OKLAHOMA CITY	W	4-0	36-26-3-6
8.	OCT. 27	OKLAHOMA CITY	L	1-4	4-3-1-0	72.	MARCH 25	at Milwaukee	L	2-4	36-27-3-6
9.	OCT. 28	TEXAS	L	3-4	4-4-1-0	73.	MARCH 26	HAMILTON	W (SO)	2-1	37-27-3-6
10.	OCT. 30	ROCKFORD	W	3-2	5-4-1-0	74.	MARCH 27	ROCKFORD	L	2-3	37-28-3-6
11.	Nov. 5	at Lake Erie	W (OT)	6-5	6-4-1-0	75.	March 31	at Houston	W	5-3	38-28-3-6
12.	Nov. 6	at Grand Rapids	L	2-4	6-5-1-0	76.	April 1	at Texas	OTL	2-3	38-28-4-6
13.	Nov. 7	at Milwaukee	L	1-4	6-6-1-0	77.	APRIL 2	HOUSTON	L	1-6	38-29-4-6
14.	Nov. 10	at Texas	L	2-3	6-7-1-0	78.	April 8	at Peoria	L	2-5	38-30-4-6
15.	Nov. 12	at Oklahoma City	L	2-6	6-8-1-0	79.	APRIL 9	SAN ANTONIO	W	5-3	39-30-4-6
16.	Nov. 14	at San Antonio	L	2-5	6-9-1-0	80.	APRIL 10	ROCKFORD	OTL	4-5	39-30-5-6
17.	Nov. 16	at Texas	L	2-8	6-10-1-0						
18.	Nov. 17	at Houston	L	2-3	6-11-1-0						
19.	NOV. 20	HOUSTON	W	5-2	7-11-1-0						
20.	NOV. 21	LAKE ERIE	W	5-2	8-11-1-0						
21.	NOV. 23	LAKE ERIE	W	6-3	9-11-1-0						
22.	Nov. 26	at Peoria	W (OT)	3-2	10-11-1-0						
23.	NOV. 27	GRAND RAPIDS	L	8-10	10-12-1-0						
24.	NOV. 30	MANITOBA	W (SO)	2-1	11-12-1-0						
25.	Dec. 3	at Lake Erie	L	3-6	11-13-1-0						
26.	Dec. 4	at Hamilton	W	2-1	12-13-1-0						
27.	Dec. 5	at Toronto	W	5-1	13-13-1-0						
28.	DEC. 8	SAN ANTONIO	L	2-5	13-14-1-0						
29.	Dec. 10	at Abbotsford	OTL	3-4	13-14-2-0						
30.	Dec. 11	at Abbotsford	W	5-2	14-14-2-0						
31.	Dec. 15	at Rockford	W	4-2	15-14-2-0						
32.	Dec. 17	at Rockford	L	2-3	15-15-2-0						
33.	DEC. 18	MILWAUKEE	W	5-1	16-15-2-0						
34.	DEC. 21	MILWAUKEE	SOL	2-3	16-15-2-1						
35.	DEC. 27	GRAND RAPIDS	W	6-3	17-15-2-1						
36.	Dec. 28	at Hamilton	W	5-3	18-15-2-1						
37.	Dec. 29	at Toronto	W (SO)	3-2	19-15-2-1						
38.	Dec. 31	at Manitoba	L	1-4	19-16-2-1						
39.	Jan. 1	at Manitoba	W	3-2	20-16-2-1						
40.	JAN. 5	TORONTO	W	9-3	21-16-2-1						
41.	JAN. 8	HAMILTON	L	1-4	21-17-2-1						
42.	JAN. 9	TORONTO	SOL	3-4	21-17-2-2						
43.	JAN. 12	TEXAS	L	2-4	21-18-2-2						
44.	JAN. 14	HOUSTON	SOL	3-4	21-18-2-3						
45.	JAN. 15	ROCKFORD	L	0-1	21-19-2-3						
46.	JAN. 16	SAN ANTONIO	W	5-2	22-19-2-3						
47.	Jan. 21	at Grand Rapids	W	4-1	23-19-2-3						
48.	Jan. 22	at Grand Rapids	W	5-3	24-19-2-3						
49.	JAN. 23	OKLAHOMA CITY	L	1-2	24-20-2-3						
50.	Jan. 26	at Oklahoma City	W (SO)	5-4	25-20-2-3						
51.	Jan. 28	at San Antonio	L	1-4	25-21-2-3						
52.	Jan. 29	at Oklahoma City	L	2-5	25-22-2-3						
53.	FEB. 4	ABBOTSFORD	SOL	3-4	25-22-2-4						
54.	FEB. 5	PEORIA	W	4-2	26-22-2-4						
55.	FEB. 9	GRAND RAPIDS	L	5-7	26-23-2-4						
56.	Feb. 11	at Milwaukee	W	5-2	27-23-2-4						
57.	Feb. 17	at Houston	W	3-1	28-23-2-4						
58.	Feb. 18	at Rockford	W	4-3	29-23-2-4						
59.	FEB. 19	TEXAS	L	2-3	29-24-2-4						
60.	FEB. 23	ROCKFORD	W	4-3	30-24-2-4						
61.	Feb. 25	at Milwaukee	W	2-1	31-24-2-4						
62.	FEB. 26	PEORIA	W	5-2	32-24-2-4						
63.	March 1	at Peoria	OTL	5-6	32-24-3-4						
64.	MARCH 4	MILWAUKEE	L	1-3	32-25-3-4						

## REGULAR SEASON • 42-27-4-3

No.	Date	Opponent	Result	Score	Record
1.	Oct. 8	at San Antonio	SOL	2-3	0-0-0-1
2.	Oct. 9	at Houston	L	1-4	0-1-0-1
3.	Oct. 14	at Milwaukee	L	2-4	0-2-0-1
4.	OCT. 15	MILWAUKEE	SOL	2-3	0-2-0-2
5.	OCT. 21	ROCKFORD	W	2-0	1-2-0-2
6.	Oct. 22	at Rockford	W	4-1	2-2-0-2
7.	Oct. 23	at Peoria	L	2-5	2-3-0-2
8.	OCT. 28	MILWAUKEE	L	1-2	2-4-0-2
9.	OCT. 29	TEXAS	W	2-1	3-4-0-2
10.	Nov. 3	at Peoria	L	2-3	3-5-0-2
11.	Nov. 4	at Peoria	W	2-1	4-5-0-2
12.	Nov. 8	at Hamilton	W	4-1	5-5-0-2
13.	Nov. 12	at Milwaukee	W	6-3	6-5-0-2
14.	Nov. 18	at Milwaukee	W	6-3	7-5-0-2
15.	NOV. 19	SAN ANTONIO	L	3-4	7-6-0-2
16.	Nov. 23	at Texas	W	3-2	8-6-0-2
17.	NOV. 26	PEORIA	W	5-3	9-6-0-2
18.	NOV. 27	PEORIA	L	0-4	9-7-0-2
19.	DEC. 2	ABBOTSFORD	SOL	2-3	9-7-0-3
20.	Dec. 3	at Grand Rapids	OTL	4-5	9-7-1-3
21.	DEC. 4	ABBOTSFORD	L	1-3	9-8-1-3
22.	Dec. 9	at Rockford	L	3-6	9-9-1-3
23.	DEC. 10	MILWAUKEE	W	4-2	10-9-1-3
24.	DEC. 11	GRAND RAPIDS	W	3-1	11-9-1-3
25.	Dec. 15	at Charlotte	W	2-1	12-9-1-3
26.	Dec. 16	at Charlotte	L	2-4	12-10-1-3
27.	DEC. 18	TORONTO	W	2-1	13-10-1-3
28.	DEC. 22	ABBOTSFORD	W	5-2	14-10-1-3
29.	Dec. 26	at Peoria	W (OT)	4-3	15-10-1-3
30.	Dec. 28	at Milwaukee	L	2-4	15-11-1-3
31.	DEC. 29	ROCKFORD	W	5-3	16-11-1-3
32.	DEC. 31	CHARLOTTE	L	1-4	16-12-1-3
33.	JAN. 6	at Peoria	W	5-2	17-12-1-3
34.	JAN. 7	LAKE ERIE	W	3-1	18-12-1-3
35.	JAN. 8	CHARLOTTE	W	5-2	19-12-1-3
36.	JAN. 11	ROCKFORD	W	4-2	20-12-1-3
37.	JAN. 13	MILWAUKEE	W	2-1	21-12-1-3
38.	JAN. 14	LAKE ERIE	L	3-5	21-13-1-3
39.	JAN. 18	TEXAS	L	3-4	21-14-1-3
40.	Jan. 20	at Rockford	L	2-3	21-15-1-3
41.	JAN. 21	ROCKFORD	L	2-3	21-16-1-3
42.	Jan. 24	at Abbotsford	W	3-2	22-16-1-3
43.	Jan. 25	at Abbotsford	W	5-0	23-16-1-3
44.	Jan. 27	at Milwaukee	W	2-1	24-16-1-3
45.	FEB. 3	ROCKFORD	W	4-2	25-16-1-3
46.	FEB. 4	PEORIA	L	1-4	25-17-1-3
47.	FEB. 7	HOUSTON	W	2-1	26-17-1-3
48.	Feb. 10	at Rockford	L	1-2	26-18-1-3
49.	Feb. 11	at Rockford	W	6-2	27-18-1-3
50.	FEB. 15	GRAND RAPIDS	W (OT)	4-3	28-18-1-3
51.	FEB. 18	CHARLOTTE	W (SO)	1-0	29-18-1-3
52.	FEB. 19	CHARLOTTE	W	6-3	30-18-1-3
53.	FEB. 24	ROCKFORD	L	2-3	30-19-1-3
54.	FEB. 25	ABBOTSFORD	L	1-4	30-20-1-3
55.	Feb. 26	at Rockford	OTL	0-1	30-20-2-3
56.	FEB. 29	SAN ANTONIO	L	1-2	30-21-2-3
57.	March 3	at Milwaukee	L	0-6	30-22-2-3
58.	MARCH 4	OKLAHOMA CITY	W	4-1	31-22-2-3
59.	MARCH 7	MILWAUKEE	W	5-2	32-22-2-3
60.	March 10	at Charlotte	W	3-1	33-22-2-3

No.	Date	Opponent	Result	Score	Record
61.	March 11	at Charlotte	L	0-4	33-23-2-3
62.	MARCH 14	PEORIA	L	1-3	33-24-2-3
63.	March 17	at Lake Erie	W	1-0	34-24-2-3
64.	March 18	at Toronto	W	3-2	35-24-2-3
65.	March 22	at Lake Erie	W	3-2	36-25-2-3
66.	MARCH 24	HAMILTON	L	2-3	36-25-2-3
67.	MARCH 25	HOUSTON	W	4-1	37-25-2-3
68.	March 29	at Abbotsford	W (SO)	5-4	38-25-2-3
69.	March 30	at Abbotsford	OTL	3-4	38-25-3-3
70.	April 4	at San Antonio	L	1-2	38-26-3-3
71.	April 6	at Houston	W	4-2	39-26-3-3
72.	April 7	at Oklahoma City	W	3-0	40-26-3-3
73.	April 10	at Texas	L	2-5	40-27-3-3
74.	April 13	at Grand Rapids	W	7-5	41-27-3-3
75.	APRIL 14	MILWAUKEE	OTL	1-2	41-27-4-3
76.	APRIL 15	PEORIA	W	4-2	42-27-4-3

## POSTSEASON • 2-3

## WESTERN CONFERENCE QUARTERFINAL

No.	Date	Opponent	Result	Score	Record
1.	April 19	at San Antonio	OTL	4-5	0-1
2.	April 21	at San Antonio	L	3-4	0-2
3.	APRIL 24	SAN ANTONIO	W	3-2	1-2
4.	APRIL 25	SAN ANTONIO	W	3-1	2-2
5.	APRIL 27	SAN ANTONIO	L (2OT)	2-3	2-3

## REGULAR SEASON • 37-30-5-4

No.	Date	Opponent	Result	Score	Record	No.	Date	Opponent	Result	Score	Record
1.	OCT. 13	ROCKFORD	W (SO)	1-0	1-0-0-0	65.	MARCH 30	MILWAUKEE	L	3-4	32-24-5-4
2.	OCT. 14	ROCKFORD	W	5-3	2-0-0-0	66.	April 2	at San Antonio	W	6-3	33-24-5-4
3.	OCT. 17	PEORIA	W (OT)	2-1	3-0-0-0	67.	April 5	at Houston	L	2-5	33-25-5-4
4.	OCT. 19	at Abbotsford	W (SO)	3-2	4-0-0-0	68.	April 6	at Oklahoma City	W	3-0	33-25-5-4
5.	OCT. 20	at Abbotsford	L	1-4	4-1-0-0	69.	April 7	at Oklahoma City	L	2-5	34-26-5-4
6.	OCT. 26	at Peoria	L	1-4	4-2-0-0	70.	April 10	at Grand Rapids	W	3-2	35-26-5-4
7.	OCT. 27	SAN ANTONIO	W	6-5	5-2-0-0	71.	April 12	at Rockford	L	3-7	35-27-5-4
8.	OCT. 28	GRAND RAPIDS	OTL	2-3	5-2-1-0	72.	APRIL 13	CHARLOTTE	W (SO)	2-1	36-27-5-4
9.	Nov. 2	at Rockford	W	6-3	6-2-1-0	73.	April 16	at Milwaukee	L	2-3	36-28-5-4
10.	Nov. 4	at Charlotte	L	1-4	6-3-1-0	74.	April 19	at Lake Erie	W	5-2	37-28-5-4
11.	Nov. 6	at Charlotte	W	2-1	7-3-1-0	75.	APRIL 20	MILWAUKEE	L	0-2	37-29-5-4
12.	Nov. 9	at Milwaukee	L	4-7	7-4-1-0	76.	APRIL 21	GRAND RAPIDS	L	1-3	37-30-5-4
13.	Nov. 16	at Peoria	OTL	2-3	7-4-2-0						
14.	NOV. 17	PEORIA	L	2-3	7-5-2-0						
15.	NOV. 20	MILWAUKEE	W	5-3	8-5-2-0						
16.	Nov. 23	at Grand Rapids	L	3-4	8-6-2-0						
17.	NOV. 24	MILWAUKEE	SOL	3-4	8-6-2-1						
18.	NOV. 28	ROCKFORD	L	2-4	8-7-2-1						
19.	Nov. 30	at Milwaukee	L	2-3	8-8-2-1						
20.	DEC. 1	PEORIA	W	3-1	9-8-2-1						
21.	DEC. 7	GRAND RAPIDS	L	0-3	9-9-2-1						
22.	Dec. 8	at Rockford	W	2-1	10-9-2-1						
23.	DEC. 13	HAMILTON	W	4-3	11-9-2-1						
24.	Dec. 15	at Lake Erie	W	3-2	12-9-2-1						
25.	DEC. 19	ABBOTSFORD	W	1-0	13-9-2-1						
26.	Dec. 22	at Grand Rapids	OTL	1-2	13-9-3-1						
27.	Dec. 27	at Rockford	L	2-3	13-10-3-1						
28.	DEC. 29	ABBOTSFORD	L	2-3	13-11-3-1						
29.	DEC. 30	ABBOTSFORD	W	3-2	14-11-3-1						
30.	Jan. 3	at Milwaukee	L	3-4	14-12-3-1						
31.	JAN. 5	GRAND RAPIDS	SOL	3-4	14-12-3-2						
32.	JAN. 6	OKLAHOMA CITY	W	6-3	15-12-3-2						
33.	Jan. 11	at Abbotsford	W	3-1	15-12-3-2						
34.	Jan. 12	at Abbotsford	W	1-0	17-12-3-2						
35.	JAN. 16	TEXAS	W	4-1	18-12-3-2						
36.	JAN. 18	TEXAS	L	4-6	18-3-3-2						
37.	JAN. 19	HOUSTON	W	3-1	19-13-3-2						
38.	Jan. 23	at Peoria	L	0-2	19-14-3-2						
39.	Jan. 25	at Rockford	W	2-1	20-14-3-2						
40.	Feb. 1	at Milwaukee	W	5-2	21-14-3-2						
41.	FEB. 2	PEORIA	L	3-5	21-15-3-2						
42.	FEB. 5	PEORIA	W (OT)	4-3	22-15-3-2						
43.	Feb. 8	at Hamilton	W	3-0	23-15-3-2						
44.	Feb. 9	at Toronto	L	2-4	23-16-3-2						
45.	FEB. 14	CHARLOTTE	OTL	3-4	23-16-4-2						
46.	FEB. 16	LAKE ERIE	W	3-1	24-16-4-2						
47.	FEB. 17	SAN ANTONIO	SOL	4-5	24-16-4-3						
48.	FEB. 20	ABBOTSFORD	W (SO)	4-3	25-16-4-3						
49.	Feb. 23	at Peoria	W	3-0	26-16-4-3						
50.	FEB. 24	ROCKFORD	L	1-2	26-17-4-3						
51.	March 1	at Texas	W	2-0	27-17-4-3						
52.	March 2	at San Antonio	L	1-2	27-18-4-3						
53.	March 5	at Texas	W	4-3	28-18-4-3						
54.	March 8	at Milwaukee	L	3-4	28-19-4-3						
55.	MARCH 9	MILWAUKEE	SOL	2-3	28-19-4-4						
56.	MARCH 10	ROCKFORD	W	3-2	29-19-4-4						
57.	March 13	at Grand Rapids	OTL	2-3	29-19-5-4						
58.	March 15	at Rockford	L	3-4	29-20-5-4						
59.	MARCH 17	ROCKFORD	L	1-2	29-21-5-4						
60.	MARCH 22	TORONTO	W (SO)	4-3	30-21-5-4						
61.	March 23	at Peoria	L	0-3	30-22-5-4						
62.	MARCH 24	MILWAUKEE	L	1-4	30-23-5-4						
63.	MARCH 27	OKLAHOMA CITY	W (SO)	3-2	31-23-5-4						
64.	MARCH 29	LAKE ERIE	W	5-2	32-23-5-4						

## REGULAR SEASON • 45-21-5-5

No.	Date	Opponent	Result	Score	Record
1.	Oct. 4	at San Antonio	W	2-1	1-0-0-0
2.	Oct. 5	at Texas	L	1-4	1-1-0-0
3.	OCT. 12	SAN ANTONIO	W	3-1	2-1-0-0
4.	OCT. 13	SAN ANTONIO	L	2-4	2-2-0-0
5.	OCT. 18	ROCKFORD	L	3-5	2-3-0-0
6.	OCT. 19	at Milwaukee	W (OT)	3-2	3-3-0-0
7.	OCT. 24	at Iowa	SOL	4-5	3-3-0-1
8.	OCT. 26	GRAND RAPIDS	L	2-3	3-4-0-1
9.	OCT. 27	CHARLOTTE	L	0-5	3-5-0-1
10.	Nov. 1	at Oklahoma City	W	6-0	4-5-0-1
11.	Nov. 2	at Oklahoma City	L	2-4	4-6-0-1
12.	Nov. 7	at Charlotte	W	2-1	5-6-0-1
13.	Nov. 9	at Charlotte	W	2-1	6-6-0-1
14.	Nov. 13	at Iowa	W	3-1	7-6-0-1
15.	Nov. 15	at Milwaukee	W	4-3	8-6-0-1
16.	Nov. 16	GRAND RAPIDS	W	4-3	9-6-0-1
17.	Nov. 22	at Milwaukee	SOL	2-3	9-6-0-2
18.	NOV. 23	GRAND RAPIDS	L	1-2	9-7-0-2
19.	NOV. 27	IOWA	L	1-3	9-8-0-2
20.	NOV. 29	ROCKFORD	W	7-1	10-8-0-2
21.	Nov. 30	at Rockford	L	3-4	10-9-0-2
22.	DEC. 7	OKLAHOMA CITY	L	2-5	10-10-0-2
23.	DEC. 8	OKLAHOMA CITY	W (SO)	5-4	11-10-0-2
24.	Dec. 11	at Grand Rapids	W	4-2	12-10-0-2
25.	Dec. 13	at Texas	L	1-2	12-11-0-2
26.	Dec. 14	at San Antonio	L	3-4	12-12-0-2
27.	DEC. 18	HAMILTON	W	5-2	13-12-0-2
28.	DEC. 21	GRAND RAPIDS	W	3-2	14-12-0-2
29.	DEC. 22	MILWAUKEE	W (OT)	2-1	15-12-0-2
30.	Dec. 27	at Lake Erie	W	4-0	16-12-0-2
31.	Dec. 28	at Lake Erie	OTL	4-5	16-12-1-2
32.	DEC. 29	CHARLOTTE	W	4-3	17-12-1-2
33.	Jan. 3	at Grand Rapids	L	1-3	17-13-1-2
34.	JAN. 4	IOWA	W (SO)	4-3	18-13-1-2
35.	JAN. 5	ROCKFORD	W (SO)	4-3	19-13-1-2
36.	Jan. 11	at Milwaukee	W	2-1	20-13-1-2
37.	Jan. 15	at Grand Rapids	L	1-3	20-14-1-2
38.	JAN. 17	TORONTO	OTL	2-3	20-14-2-2
39.	JAN. 18	ROCKFORD	W	2-1	21-14-2-2
40.	Jan. 21	at Utica	L	1-2	21-15-2-2
41.	Jan. 25	at Toronto	W	2-1	22-15-2-2
42.	Jan. 26	at Hamilton	W	4-1	23-15-2-2
43.	Jan. 29	at Rochester	L	1-4	23-16-2-2
44.	Jan. 31	at Grand Rapids	W	6-2	24-16-2-2
45.	FEB. 1	IOWA	W (OT)	3-2	25-16-2-2
46.	FEB. 4	UTICA	W	4-2	26-16-2-2
47.	Feb. 7	at Iowa	OTL	3-4	26-16-3-2
48.	Feb. 9	at Milwaukee	W (SO)	4-3	27-16-3-2
49.	Feb. 14	at Rockford	W (SO)	5-4	28-16-3-2
50.	FEB. 15	MILWAUKEE	OTL	2-3	28-16-4-2
51.	FEB. 16	MILWAUKEE	W	3-2	29-16-4-2
52.	Feb. 21	at Rockford	L	1-2	29-17-4-2
53.	FEB. 22	ABBOTSFORD	W	5-3	30-17-4-2
54.	FEB. 23	ABBOTSFORD	W	2-0	31-17-4-2
55.	FEB. 28	ROCHESTER	W	6-2	32-17-4-2
56.	MARCH 2	IOWA	W	4-0	33-17-4-2
57.	March 5	at Grand Rapids	L	2-4	33-18-4-2
58.	March 8	at Abbotsford	W	7-2	34-18-4-2
59.	March 9	at Abbotsford	W	4-1	35-18-4-2
60.	MARCH 15	TEXAS	L	0-3	35-19-4-2

No.	Date	Opponent	Result	Score	Record
61.	MARCH 16	TEXAS	OTL	2-3	35-19-5-2
62.	MARCH 21	ROCKFORD	W	6-0	36-19-5-2
63.	March 22	at Rockford	SOL	1-2	36-19-5-3
64.	MARCH 23	GRAND RAPIDS	W	6-2	37-19-5-3
65.	MARCH 26	LAKE ERIE	W (SO)	6-5	38-19-5-3
66.	MARCH 29	LAKE ERIE	W (SO)	5-4	39-19-5-3
67.	March 30	at Rockford	L	3-6	39-20-5-3
68.	APRIL 1	MILWAUKEE	SOL	0-1	39-20-5-4
69.	APRIL 5	MILWAUKEE	W	4-1	40-20-5-4
70.	APRIL 6	IOWA	SOL	3-4	40-20-5-5
71.	April 11	at Iowa	W	4-1	41-20-5-5
72.	April 12	at Milwaukee	L	1-4	41-21-5-5
73.	APRIL 13	ROCKFORD	W	4-2	42-21-5-5
74.	April 16	at Iowa	W (SO)	4-3	43-21-5-5
75.	April 18	at Rockford	W	5-3	44-21-5-5
76.	APRIL 19	MILWAUKEE	W	6-0	45-21-5-5

## POSTSEASON • 3-6

## WESTERN CONFERENCE QUARTERFINAL

No.	Date	Opponent	Result	Score	Record
1.	April 25	at Rochester	W (OT)	4-3	1-0
2.	April 26	at Rochester	L	2-3	1-1
3.	MAY 1	ROCHESTER	W	4-0	2-1
4.	MAY 2	ROCHESTER	L	2-7	2-2
5.	MAY 4	ROCHESTER	W	4-2	3-2

## WESTERN CONFERENCE SEMIFINAL

No.	Date	Opponent	Result	Score	Record
1.	MAY 9	TORONTO	L	2-5	3-3
2.	MAY 10	TORONTO	L	2-4	3-4
3.	May 14	at Toronto	OTL	3-4	3-5
4.	May 16	at Toronto	L	0-4	3-6



## REGULAR SEASON • 40-29-6-1

No.	Date	Opponent	Result	Score	Record
1.	OCT. 11	CHARLOTTE	W	2-1	1-0-0-0
2.	OCT. 12	CHARLOTTE	OTL	1-2	1-0-1-0
3.	OCT. 17	LAKE ERIE	W	4-0	2-0-1-0
4.	OCT. 18	LAKE ERIE	W	7-2	3-0-1-0
5.	OCT. 24	MILWAUKEE	OTL	2-3	3-0-2-0
6.	OCT. 25	at Rockford	L	3-4	3-1-2-0
7.	OCT. 31	at Grand Rapids	W (OT)	6-5	4-1-2-0
8.	NOV. 1	MILWAUKEE	W	5-1	5-1-2-0
9.	NOV. 2	at Milwaukee	L	1-4	5-2-2-0
10.	NOV. 5	at Grand Rapids	W	3-1	6-2-2-0
11.	NOV. 8	at Iowa	W	4-2	7-2-2-0
12.	NOV. 9	at Iowa	W	5-1	8-2-2-0
13.	NOV. 12	at Utica	W	3-0	9-2-2-0
14.	NOV. 14	at Utica	L	3-4	9-3-2-0
15.	NOV. 15	at Rochester	W	7-4	10-3-2-0
16.	NOV. 18	at Adirondack	L	0-3	10-4-2-0
17.	NOV. 21	at Milwaukee	OTL	2-3	10-4-3-0
18.	NOV. 22	IOWA	W	3-2	11-4-3-0
19.	NOV. 23	ROCKFORD	L	0-3	11-5-3-0
20.	NOV. 26	at Milwaukee	OTL	1-4	11-6-3-0
21.	NOV. 28	at Rockford	W (OT)	4-3	12-6-3-0
22.	NOV. 29	ROCKFORD	W	2-1	13-6-3-0
23.	DEC. 3	at Lake Erie	L	2-3	13-7-3-0
24.	DEC. 5	at Lake Erie	L	1-2	13-8-3-0
25.	DEC. 7	at San Antonio	L	1-2	13-9-3-0
26.	DEC. 9	at San Antonio	W	6-2	14-9-3-0
27.	DEC. 17	ADIRONDACK	L	1-4	14-10-3-0
28.	DEC. 20	IOWA	L	1-5	14-11-3-0
29.	DEC. 21	at Iowa	W	5-1	15-11-3-0
30.	DEC. 22	GRAND RAPIDS	W	5-3	16-11-3-0
31.	DEC. 26	at Milwaukee	W	6-2	17-11-3-0
32.	DEC. 28	at Rockford	L	2-4	17-12-3-0
33.	DEC. 30	GRAND RAPIDS	OTL	1-2	17-12-4-0
34.	JAN. 2	HAMILTON	W (OT)	3-2	18-12-4-0
35.	JAN. 3	ROCKFORD	L	0-3	18-13-4-0
36.	Jan. 10	at Grand Rapids	L	1-5	18-14-4-0
37.	Jan. 13	at Iowa	W	3-0	19-14-4-0
38.	JAN. 16	LAKE ERIE	L	1-5	19-15-4-0
39.	JAN. 17	ROCKFORD	SOL	2-3	19-15-4-1
40.	Jan. 19	at Rockford	W	4-1	20-15-4-1
41.	Jan. 21	at Grand Rapids	W	4-2	21-15-4-1
42.	Jan. 23	at Texas	L	2-3	21-16-4-1
43.	Jan. 24	at Texas	L	4-5	21-17-4-1
44.	Jan. 30	at Rockford	OTL	2-3	21-17-5-1
45.	JAN. 31	ROCKFORD	W	4-1	22-17-5-1
46.	FEB. 3	ROCHESTER	L	2-3	22-18-5-1
47.	Feb. 6	at Charlotte	W	4-1	23-18-5-1
48.	Feb. 7	at Charlotte	W	4-1	24-18-5-1
49.	FEB. 11	MILWAUKEE	W (OT)	3-2	25-18-5-1
50.	FEB. 13	OKLAHOMA CITY	W	1-0	26-18-5-1
51.	FEB. 15	GRAND RAPIDS	L	1-5	26-19-5-1
52.	FEB. 21	SAN ANTONIO	W (SO)	3-2	27-19-5-1
53.	FEB. 22	SAN ANTONIO	L	2-5	27-20-5-1
54.	FEB. 28	GRAND RAPIDS	L	0-5	27-21-5-1
55.	MARCH 1	MILWAUKEE	W	4-1	28-21-5-1
56.	March 6	at Lake Erie	OTL	3-4	28-21-6-1
57.	March 8	at Lake Erie	L	0-1	28-22-6-1
58.	MARCH 11	UTICA	W (OT)	2-1	29-22-6-1
59.	MARCH 14	UTICA	L	0-4	29-23-6-1
60.	MARCH 15	ROCKFORD	L	3-4	29-24-6-1

No.	Date	Opponent	Result	Score	Record
61.	MARCH 19	TEXAS	L	0-3	29-25-6-1
62.	March 21	at Oklahoma City	W (OT)	2-1	30-25-6-1
63.	March 22	at Oklahoma City	W	4-1	31-25-6-1
64.	March 27	at Milwaukee	W	8-4	32-25-6-1
65.	MARCH 28	MILWAUKEE	W (OT)	3-2	33-25-6-1
66.	MARCH 29	IOWA	W	3-2	34-25-6-1
67.	April 1	at Toronto	W	2-1	35-25-6-1
68.	April 2	at Hamilton	W	4-2	36-25-6-1
69.	APRIL 4	TEXAS	L	2-6	36-26-6-1
70.	APRIL 7	LAKE ERIE	W	7-3	37-26-6-1
71.	April 10	at Milwaukee	W	4-1	38-26-6-1
72.	APRIL 11	OKLAHOMA CITY	L	0-5	38-27-6-1
73.	APRIL 12	IOWA	W	1-0	39-27-6-1
74.	April 17	at Rockford	L	3-4	39-28-6-1
75.	APRIL 18	MILWAUKEE	W (SO)	4-3	40-28-6-1
76.	APRIL 19	TORONTO	L	2-5	40-29-6-1

## POSTSEASON • 2-3

## WESTERN CONFERENCE QUARTERFINAL

No.	Date	Opponent	Result	Score	Record
1.	APRIL 22	UTICA	L (2OT)	2-3	0-1
2.	APRIL 24	UTICA	W	2-1	1-1
3.	April 29	at Utica	OTL	1-2	1-2
4.	May 1	at Utica	W (OT)	4-3	2-2
5.	May 2	at Utica	L	2-4	2-3

## REGULAR SEASON • 33-35-5-3

No.	Date	Opponent	Result	Score	Record
1.	OCT. 10	MILWAUKEE	W	5-1	1-0-0-0
2.	OCT. 16	TEXAS	L	3-7	1-1-0-0
3.	OCT. 17	CHARLOTTE	W	9-5	2-1-0-0
4.	OCT. 23	at Rockford	SOL	3-4	2-1-0-1
5.	OCT. 25	CHARLOTTE	W	3-0	3-1-0-1
6.	OCT. 30	MANITOBA	W	3-1	4-1-0-1
7.	NOV. 1	MANITOBA	W	2-0	5-1-0-1
8.	Nov. 6	at San Antonio	W (OT)	4-3	6-1-0-1
9.	Nov. 8	at San Antonio	W (OT)	4-3	7-1-0-1
10.	Nov. 12	at Manitoba	W	5-3	8-1-0-1
11.	Nov. 13	at Manitoba	OTL	2-3	8-1-1-1
12.	Nov. 18	at Milwaukee	L	3-5	8-2-1-1
13.	NOV. 21	GRAND RAPIDS	L	1-2	8-3-1-1
14.	NOV. 22	IOWA	W	2-1	9-3-1-1
15.	Nov. 27	at Rockford	L	1-3	9-4-1-1
16.	NOV. 28	SAN ANTONIO	L	1-4	9-5-1-1
17.	NOV. 29	SAN ANTONIO	L	1-3	9-6-1-1
18.	DEC. 2	MANITOBA	W	8-2	10-6-1-1
19.	Dec. 4	at Grand Rapids	L	1-3	10-7-1-1
20.	DEC. 5	MILWAUKEE	SOL	2-3	10-7-1-2
21.	Dec. 8	at Iowa	W	5-3	11-7-1-2
22.	Dec. 11	at Lake Erie	L	3-4	11-8-1-2
23.	Dec. 12	at Lake Erie	L	1-2	11-9-1-2
24.	Dec. 15	at Milwaukee	L	1-2	11-10-1-2
25.	DEC. 17	TEXAS	W (SO)	4-3	12-10-1-2
26.	DEC. 19	ROCKFORD	W (OT)	4-3	13-10-1-2
27.	DEC. 21	MANITOBA	W	4-1	14-10-1-2
28.	DEC. 26	IOWA	L	1-2	14-11-1-2
29.	Dec. 28	at Milwaukee	L	1-4	14-12-1-2
30.	Dec. 30	at Rockford	L	2-5	14-13-1-2
31.	JAN. 2	ROCKFORD	W	2-0	15-13-1-2
32.	JAN. 3	LAKE ERIE	W	5-2	16-13-1-2
33.	Jan. 8	at Texas	L	1-3	16-14-1-2
34.	Jan. 9	at Texas	L	2-5	16-15-1-2
35.	Jan. 12	at Rockford	L	2-5	16-16-1-2
36.	JAN. 15	IOWA	W	3-0	17-16-1-2
37.	JAN. 16	LAKE ERIE	L	2-4	17-17-1-2
38.	Jan. 17	at Grand Rapids	W (OT)	4-3	18-17-1-2
39.	Jan. 22	at Charlotte	W (SO)	4-3	19-17-1-2
40.	Jan. 23	at Charlotte	L	5-6	19-18-1-2
41.	Jan. 26	at Iowa	W (OT)	4-3	20-18-1-2
42.	Jan. 29	at Rockford	L	0-6	20-19-1-2
43.	JAN. 30	ROCKFORD	W (OT)	3-2	21-19-1-2
44.	Feb. 5	at Iowa	W	2-1	22-19-1-2
45.	FEB. 6	IOWA	L	1-5	22-20-1-2
46.	Feb. 9	at Lake Erie	OTL	2-3	22-20-2-2
47.	Feb. 11	at Lake Erie	L	0-5	22-21-2-2
48.	Feb. 13	at Manitoba	W (OT)	3-2	23-21-2-2
49.	Feb. 14	at Manitoba	L	2-5	23-22-2-2
50.	FEB. 18	IOWA	OTL	2-3	23-22-3-2
51.	FEB. 20	ROCKFORD	L	2-4	23-23-3-2
52.	FEB. 21	CHARLOTTE	W (SO)	3-2	24-23-3-2
53.	FEB. 23	GRAND RAPIDS	L	0-5	24-24-3-2
54.	Feb. 26	at Milwaukee	L	1-4	24-25-3-2
55.	FEB. 27	MILWAUKEE	W	2-1	25-25-3-2
56.	Feb. 28	at Grand Rapids	OTL	3-4	25-25-4-2
57.	March 5	at Milwaukee	OTL	0-1	25-25-5-2
58.	MARCH 6	MILWAUKEE	L	2-5	25-26-5-2
59.	March 8	at Charlotte	SOL	2-3	25-26-5-3
60.	March 10	at Charlotte	L	1-3	25-27-5-3

No.	Date	Opponent	Result	Score	Record
61.	MARCH 12	MILWAUKEE	W	4-2	26-27-5-3
62.	MARCH 13	GRAND RAPIDS	L	0-4	26-28-5-3
63.	MARCH 18	ROCKFORD	W	4-1	27-28-5-3
64.	March 19	at Rockford	W (OT)	4-3	28-28-5-3
65.	MARCH 20	MILWAUKEE	L	1-2	28-29-5-3
66.	MARCH 23	CHARLOTTE	L	3-7	28-30-5-3
67.	March 25	at Iowa	W	3-2	29-30-5-3
68.	March 26	at Iowa	W	2-1	30-30-5-3
69.	MARCH 30	ROCKFORD	L	0-1	30-31-5-3
70.	APRIL 1	LAKE ERIE	L	3-4	30-32-5-3
71.	APRIL 2	LAKE ERIE	L	1-4	30-33-5-3
72.	April 8	at Grand Rapids	L	3-4	30-34-5-3
73.	APRIL 9	GRAND RAPIDS	W	4-3	31-34-5-3
74.	April 12	at Milwaukee	L	1-3	31-35-5-3
75.	April 15	at Iowa	W (SO)	3-2	32-35-5-3
76.	APRIL 16	IOWA	W	4-2	33-35-5-3

## REGULAR SEASON • 44-19-8-5

No.	Date	Opponent	Result	Score	Record
1.	Oct. 14	at Grand Rapids	L	1-3	0-1-0-0
2.	OCT. 15	GRAND RAPIDS	L	2-4	0-2-0-0
3.	OCT. 19	MILWAUKEE	L	1-2	0-3-0-0
4.	Oct. 22	at San Antonio	W	4-2	1-3-0-0
5.	Oct. 23	at San Antonio	W	2-1	2-3-0-0
6.	Oct. 28	at Rockford	L	2-3	2-4-0-0
7.	OCT. 29	ROCKFORD	W	7-3	3-4-0-0
8.	OCT. 30	CLEVELAND	W	4-2	4-4-0-0
9.	Nov. 4	at Milwaukee	SOL	2-3	4-4-0-1
10.	Nov. 5	at Grand Rapids	W	4-2	5-4-0-1
11.	Nov. 9	at Milwaukee	OTL	4-5	5-4-1-1
12.	Nov. 11	at Cleveland	L	1-2	5-5-1-1
13.	Nov. 12	at Cleveland	L	2-4	5-6-1-1
14.	Nov. 18	at Iowa	L	2-3	5-7-1-1
15.	NOV. 19	IOWA	W	5-0	6-7-1-1
16.	Nov. 22	at Charlotte	L	3-4	6-8-1-1
17.	Nov. 23	at Charlotte	W	4-2	7-8-1-1
18.	NOV. 26	ROCKFORD	W	3-2	8-8-1-1
19.	NOV. 27	MANITOBA	L	1-2	8-9-1-1
20.	NOV. 30	TEXAS	W	4-3	9-9-1-1
21.	Dec. 2	at Rockford	W	4-1	10-9-1-1
22.	DEC. 3	IOWA	W	4-2	11-9-1-1
23.	Dec. 7	at Grand Rapids	OTL	5-6	11-9-2-1
24.	Dec. 10	at Milwaukee	W	5-2	12-9-2-1
25.	DEC. 11	GRAND RAPIDS	W	4-1	13-9-2-1
26.	DEC. 15	GRAND RAPIDS	L	1-7	13-10-2-1
27.	DEC. 17	CLEVELAND	OTL	1-2	13-10-3-1
28.	DEC. 18	ROCKFORD	SOL	3-4	13-10-3-2
29.	Dec. 21	at Rockford	L	2-6	13-11-3-2
30.	DEC. 22	MILWAUKEE	W	8-4	14-11-3-2
31.	Dec. 26	at Milwaukee	W	5-2	15-11-3-2
32.	Dec. 28	at Rockford	W	6-2	16-11-3-2
33.	DEC. 30	MILWAUKEE	W (SO)	4-3	17-11-3-2
34.	Dec. 31	at Iowa	W	5-2	18-11-3-2
35.	JAN. 3	CHARLOTTE	W	4-2	19-11-3-2
36.	JAN. 6	ROCKFORD	W	7-2	20-11-3-2
37.	JAN. 7	CHARLOTTE	W	5-2	21-11-3-2
38.	Jan. 8	at Rockford	L	3-6	21-12-3-2
39.	JAN. 11	MILWAUKEE	W	2-1	22-12-3-2
40.	Jan. 13	at Manitoba	W	4-2	23-12-3-2
41.	Jan. 15	at Manitoba	L	1-4	23-13-3-2
42.	Jan. 20	at Grand Rapids	L	2-3	23-14-3-2
43.	JAN. 21	MILWAUKEE	L	0-1	23-15-3-2
44.	JAN. 22	MILWAUKEE	W	5-1	24-15-3-2
45.	Jan. 26	at Cleveland	W	4-2	25-15-3-2
46.	Jan. 28	at Cleveland	SOL	2-3	25-15-3-3
47.	FEB. 3	GRAND RAPIDS	L	2-5	25-16-3-3
48.	FEB. 4	ROCKFORD	W (OT)	3-2	26-16-3-3
49.	Feb. 7	at Rockford	W (OT)	2-1	27-16-3-3
50.	FEB. 10	SAN ANTONIO	W	7-3	28-16-3-3
51.	Feb. 11	at Milwaukee	L	3-4	28-17-3-3
52.	FEB. 12	SAN ANTONIO	W	3-2	29-17-3-3
53.	Feb. 17	at Texas	OTL	3-4	29-17-4-3
54.	Feb. 18	at Texas	W	4-1	30-17-4-3
55.	FEB. 22	CLEVELAND	W	4-2	31-17-4-3
56.	FEB. 25	IOWA	W	4-1	32-17-4-3
57.	FEB. 26	IOWA	W (OT)	4-3	33-17-4-3
58.	MARCH 4	CLEVELAND	W	7-3	34-17-4-3
59.	MARCH 5	MANITOBA	W	5-4	35-17-4-3
60.	MARCH 9	CLEVELAND	OTL	2-3	35-17-5-3
61.	March 11	at Milwaukee	W	4-0	36-17-5-3
62.	MARCH 15	TEXAS	W (SO)	1-0	37-17-5-3
63.	March 17	at Grand Rapids	OTL	4-5	37-17-6-3
64.	MARCH 18	GRAND RAPIDS	OTL	2-3	37-17-7-3
65.	March 21	at Cleveland	L	1-4	37-18-7-3
66.	March 22	at Cleveland	SOL	1-2	37-18-7-4
67.	March 25	at Charlotte	SOL	2-3	37-18-7-5
68.	March 26	at Charlotte	W	3-1	38-18-7-5
69.	March 31	at Iowa	W	4-0	39-18-7-5

No.	Date	Opponent	Result	Score	Record
70.	APRIL 1	CLEVELAND	L	2-5	39-19-7-5
71.	APRIL 2	CHARLOTTE	W	5-3	40-19-7-5
72.	APRIL 8	IOWA	W (OT)	4-3	41-19-7-5
73.	APRIL 9	ROCKFORD	W	3-1	42-19-7-5
74.	April 13	at Iowa	W	2-1	43-19-7-5
75.	April 14	at Iowa	OTL	2-3	43-19-8-5
76.	APRIL 15	CHARLOTTE	W (OT)	4-3	44-19-8-5

## POSTSEASON • 4-6

## CENTRAL DIVISION SEMIFINAL

No.	Date	Opponent	Result	Score	Record
1.	April 20	at Charlotte	L	0-4	0-1
2.	April 21	at Charlotte	W	3-2	1-1
3.	APRIL 23	CHARLOTTE	OTL	3-4	1-2
4.	APRIL 25	CHARLOTTE	W	5-1	2-2
5.	APRIL 26	CHARLOTTE	W	3-2	3-2

## CENTRAL DIVISION FINAL

No.	Date	Opponent	Result	Score	Record
6.	MAY 3	GRAND RAPIDS	L	1-4	3-3
7.	MAY 5	GRAND RAPIDS	W	7-3	4-3
8.	May 6	at Grand Rapids	L	2-4	4-4
9.	May 8	at Grand Rapids	L	3-6	4-5
10.	MAY 13	GRAND RAPIDS	L	2-5	4-6

## HEAD COACHES REGULAR-SEASON HISTORY AND RECORDS

### JOHN ANDERSON

Named head coach on Sept. 4, 1997. Left the bench on June 20, 2008. Returned on July 16, 2013. Relieved of coaching duties on June 2, 2016.

YEAR	GP	W-L-T-OTL/SOL	PTS	PCT.
1997-98	82	55-24-0-3	113	.689
1998-99	82	49-21-0-12	110	.671
1999-2000	82	53-21-0-8	114	.695
2000-01	82	43-32-0-7	93	.567
2001-02	80	37-31-7-5	86	.538
2002-03	80	43-25-8-4	98	.613
2003-04	80	42-26-9-3	96	.600
2004-05	80	49-24-5-2	105	.656
2005-06	80	36-32-4-8	84	.525
2006-07	80	46-25-3-6	101	.631
2007-08	80	53-22-2-3	111	.694
2013-14	76	45-21-5-5	100	.658
2014-15	76	40-29-6-1	87	.572
2015-16	76	33-35-5-3	74	.487
<b>TOTALS</b>	<b>1,116</b>	<b>624-368-24-44-56</b>		<b>.615</b>

### SCOTT ARNIEL

Named head coach on June 26, 2012. Left the bench on April 23, 2013, when team changed NHL affiliate from Vancouver to St. Louis.

YEAR	GP	W-L-T-OTL/SOL	PTS	PCT.
2012-13	76	37-30-5-4	83	.546

### CRAIG BERUBE

Named head coach on June 29, 2016. Left the bench on May 13, 2017, when team changed NHL affiliate from St. Louis to Vegas.

YEAR	GP	W-L-T-OTL/SOL	PTS	PCT.
2016-17	76	44-19-8-5	101	.664

### DON GRANATO

Named head coach on July 30, 2008. Relieved of coaching duties on Oct. 19, 2009.

YEAR	GP	W-L-OTL-SOL	PTS	PCT.
2008-09	80	38-37-3-2	81	.506
2009-10	6	1-5-0-0	2	.167
<b>TOTALS</b>	<b>86</b>	<b>39-42-3-2</b>	<b>83</b>	<b>.483</b>

### DON LEVER

Named head coach on Oct. 21, 2009. Contract was not renewed upon completion of the 2010-11 season.

YEAR	GP	W-L-OTL-SOL	PTS	PCT.
2009-10	74	48-19-1-6	103	.696
2010-11	78	37-30-5-6	85	.545
<b>TOTALS</b>	<b>152</b>	<b>85-49-6-12</b>	<b>188</b>	<b>.618</b>

### CRAIG MacTAVISH

Named head coach on Aug. 1, 2011. Left the bench upon completion of the 2011-12 season.

YEAR	GP	W-L-SOL	PTS	PCT.
2011-12	76	42-27-4-3	91	.599

### GRANT MULVEY

Named head coach on Feb. 29, 1996. Relieved of coaching duties on March 7, 1997.

YEAR	GP	W-L-SOL	PTS	PCT.
1995-96	22	13-7-2	28	.636
1996-97	65	30-30-5	65	.500
<b>TOTALS</b>	<b>87</b>	<b>43-37-7</b>	<b>93</b>	<b>.534</b>

### ALEX ROBERTS

Served as interim head coach from March 15-16, 1997.

YEAR	GP	W-L-SOL	PTS	PCT.
1996-97	2	1-0-1	3	.750

### ALPO SUHONEN

Named head coach on March 7, 1997. Left the bench upon completion of the 1996-97 season.

YEAR	GP	W-L-SOL	PTS	PCT.
1996-97	13	8-5-0	16	.615

### GENE UBRIACO

Named the Wolves' first head coach on July 14, 1994. Relieved of coaching duties on Feb. 29, 1996. Served as interim head coach April 12-13, 1997.

YEAR	GP	W-L-SOL	PTS	PCT.
1994-95	81	34-33-14	82	.506
1995-96	60	27-27-6	60	.500
1996-97	2	1-1-0	2	.500
<b>TOTALS</b>	<b>143</b>	<b>62-61-20</b>	<b>144</b>	<b>.503</b>

### RON WILSON

Served as interim head coach from March 6-9, 2011.

YEAR	GP	W-L-SOL	PTS	PCT.
2010-11	2	2-0-0	4	1.000

**HEAD COACHES POSTSEASON RECORDS**

<b>JOHN ANDERSON</b>				
No. OF SEASONS	GP	RECORD	PCT.	
12	179	110-69	.615	
<b>CRAIG BERUBE</b>				
No. OF SEASONS	GP	RECORD	PCT.	
1	10	4-6	.400	
<b>DON LEVER</b>				
No. OF SEASONS	GP	RECORD	PCT.	
1	14	7-7	.500	
<b>CRAIG MacTAVISH</b>				
No. OF SEASONS	GP	RECORD	PCT.	
1	5	2-3	.400	
<b>GRANT MULVEY</b>				
No. OF SEASONS	GP	RECORD	PCT.	
1	9	4-5	.444	
<b>ALPO SUHONEN</b>				
No. OF SEASONS	GP	RECORD	PCT.	
1	4	1-3	.250	
<b>GENE UBRIACO</b>				
No. OF SEASONS	GP	RECORD	PCT.	
1	3	0-3	.000	

**CAPTAINS REGISTER**

PLAYER	POS.	TENURE(S)
Steve Maltais	LW	1994-96; 1997-2005
Troy Murray	C	1996-97
Kevin Dahl	D	2000-01
Derek MacKenzie	C	2005-06
Darren Haydar	RW	2007-08; 2012-13
Jamie Rivers	D	2008-09
Jason Krog	C	2009-11
Nolan Baumgartner	D	2011-12
Taylor Chorney	D	2013-14
Brent Regner	D	2014-15
Pat Cannone	C	2015-16
Chris Butler	D	2016-17

**TOP 10 HOME ATTENDANCES FOR 2016-17**

DATE	OPPONENT	ATTENDANCE
1. Feb. 4	Rockford IceHogs	15,632
2. March 5	Manitoba Moose	15,021
3. Feb. 22	Cleveland Monsters	14,120
4. Dec. 5	Grand Rapids Griffins	13,953
5. Nov. 19	Iowa Wild	13,478
6. April 9	Rockford IceHogs	13,319
7. Jan. 7	Charlotte Checkers	13,214
8. March 18	Grand Rapids Griffins	12,014
9. April 8	Iowa Wild	11,837
10. April 15	Charlotte Checkers	11,294

**TOP 10 ALL-TIME HOME ATTENDANCE LIST**

DATE	TEAM	ATTENDANCE
1. June 3, 2000*	Grand Rapids Griffins (Game 5)	18,412
2. Oct. 10, 1998	Grand Rapids Griffins	18,339
3. Oct. 14, 2000	Grand Rapids Griffins	17,816
4. March 3, 1996	Cleveland Lumberjacks	17,186
5. Dec. 30, 1994	Milwaukee Admirals	17,124
6. Jan. 18, 1997	Manitoba Moose	17,025
7. June 15, 1998*	Detroit Vipers (Game 7)	16,701
8. Oct. 14, 1994	Detroit Vipers	16,623
9. Jan. 21, 1996	Phoenix Roadrunners	16,616
10. Feb. 25, 2006	Cleveland Barons	16,607

\* playoffs

**20-GOAL SCORERS**

1994-95	1	Lee Davidson (28)
1995-96	0	
1996-97	2	Troy Murray (21) Tim Bergland (20)
1997-98	5	Ravil Gusmanov (27) Chris Marinucci (27) Steve Martins (20) Marc Rodgers (25) 5, CHI; 20, QUE Alexander Semak (26)
1998-99	2	Scott Pearson (23) Dan Plante (21)
1999-2000	1	Niklas Andersson (20)
2000-01	4	Steve Maltais (25) Rob Brown (24) Ted Drury (21) Brian Noonan (21)
2001-02	2	Rob Brown (29) J.P. Vigier (25) J.P. Vigier (29)
2002-03	1	
2003-04	0	
2004-05	5	J.P. Vigier (29) Cory Larose (26) Brad Larsen (26) Stephen Weiss (22) 7, CHI; 15 SA Lonny Bohonos (20)
2005-06	3	Justin Morrison (22) Karl Stewart (22) Billy Tibbetts (20)
2006-07	2	Jason Krog (26) Cory Larose (22)
2007-08	4	Joe Motzko (27) 6 CHI; 21 HER Jesse Schultz (26) Joel Kwiatkowski (21) Jordan LaVallee (20)
2008-09	2	Joe Motzko (29) Spencer Machacek (23)
2009-10	3	Joey Crabb (24) Spencer Machacek (20) Johnny Pohl (20)
2010-11	4	Nigel Dawes (27) Darren Haydar (27) Andre Deveaux (23) Spencer Machacek (21)
2011-12	2	Darren Haydar (21) Jordan Schroeder (21)
2012-13	2	Brett Sterling (24) Darren Haydar (20)
2013-14	0	
2014-15	2	Ty Rattie (21) Jeremy Welsh (20)
2015-16	2	Danny Kristo (25) Pat Cannone (20)
2016-17	2	Samuel Blais (26) Kenny Agostino (24)

**30-GOAL SCORERS**

1994-95	0	
1995-96	2	Dan Currie (39) Brian Wiseman (33)
1996-97	1	Rob Brown (37)
1997-98	2	Steve Larouche (32): 9 with Chicago, 23 with Quebec Scott Pearson (34)
1998-99	0	
1999-2000	3	Steve Larouche (31) Chris Marinucci (31) Brian Noonan (30)
2000-01	2	Niklas Andersson (33) Steve Larouche (31)
2001-02	1	Steve Maltais (31)
2002-03	2	Simon Gamache (35) Steve Maltais (30)
2003-04	2	Eric Healey (31) Steve Maltais (31)
2004-05	0	
2005-06	2	Ramzi Abid (34) Scott Barney (32)
2006-07	0	
2007-08	2	Jason Krog (39) Brett Sterling (38)
2008-09	0	
2009-10	2	Brett Sterling (34) Tim Stapleton (30)
2010-11	0	
2011-12	1	Mark Mancari (30)
2012-13	0	
2013-14	1	Ty Rattie (31)
2014-15	1	Shane Harper (32)
2016-17	1	Wade Megan (33)

**40-GOAL SCORERS**

1997-98	1	Steve Maltais (46)
1998-99	1	Chris Marinucci (41)
1999-2000	1	Steve Maltais (44)
2006-07	1	Darren Haydar (41)

**50-GOAL SCORERS**

1994-95	1	Steve Maltais (57)
1995-96	2	Rob Brown (52) Steve Maltais (56)
1998-99	1	Steve Maltais (56)
2006-07	1	Brett Sterling (55)

**60-GOAL SCORERS**

1996-97	1	Steve Maltais (60)
---------	---	--------------------

**72-70-24 RECORD ALL-TIME IN REGULAR-SEASON OVERTIME GAMES**

SEASON	HOME				AWAY				OVERALL				PCT.
	GP	W	L	T	GP	W	L	T	GP	W	L	T	
2000-01	2	1	1	0	2	1	1	0	4	2	2	0	.500
2001-02	7	0	3	4	8	3	2	3	15	3	5	7	.433
2002-03	11	7	2	2	12	4	2	6	23	11	4	8	.652
2003-04	5	1	1	3	9	1	2	6	14	2	3	9	.464
2004-05	8	4	4	0	2	1	1	0	10	5	5	0	.500
2005-06	3	1	2	0	3	1	2	0	6	2	4	0	.333
2006-07	2	1	1	0	6	4	2	0	8	5	3	0	.625
2007-08	5	4	1	0	3	2	1	0	8	6	2	0	.750
2008-09	3	3	0	0	3	0	3	0	6	3	3	0	.500
2009-10	1	1	0	0	2	1	1	0	3	2	1	0	.667
2010-11	1	0	1	0	7	3	4	0	8	3	5	0	.375
2011-12	2	1	1	0	4	1	3	0	6	2	4	0	.333
2012-13	4	2	2	0	3	0	3	0	7	2	5	0	.286
2013-14	5	2	3	0	3	1	2	0	8	3	5	0	.375
2014-15	8	5	3	0	6	3	3	0	14	8	6	0	.571
2015-16	3	2	1	0	10	6	4	0	13	8	5	0	.615
2016-17	7	4	3	0	6	1	5	0	13	5	8	0	.385

\* games went into OT beginning in the 2000-01 season

**GOALTENDERS REGULAR-SEASON OVERTIME RECORD**

	W	L	T		W	L	T
Jake Allen	1	2	0	Brent Krahn	0	1	0
Adam Berkhoel	1	0	0	Eddie Lack	2	4	0
Jordan Binnington	9	10	0	Kari Lehtonen	6	4	2
Fred Brathwaite	3	1	0	Drew MacIntyre	2	2	0
Joe Cannata	1	0	0	Peter Mannino	1	2	0
Frederic Cassivi	5	4	7	Norm Maracle	7	4	10
Chris Carrozzi	0	1	0	Pasi Nurminen	1	3	1
Matt Climie	8	11	0	Edward Pasquale	2	1	0
Phoenix Copley	4	4	0	Steve Passmore	1	1	0
Scott Fankhouser	0	1	1	Ondrej Pavelec	5	3	0
Michael Garnett	3	5	2	Steve Shields	0	1	0
Robert Gherson	2	0	0	Richard Shulmistra	1	0	0
Milan Hnilicka	2	0	1	Tuomas Tarkki	1	2	0
Ville Husso	3	2	0	Wendell Young	0	1	0



**17-21 RECORD ALL-TIME IN POSTSEASON OVERTIME GAMES**

SEASON	HOME			AWAY			OVERALL			PCT.
	GP	W	L	GP	W	L	GP	W	L	
1994-95	0	0	0	0	0	0	0	0	0	—
1995-96	2	1	1	—	—	—	2	1	1	.500
1996-97	1	0	1	1	1	0	2	1	1	.500
1997-98	0	0	0	1	1	0	1	1	0	1.000
1998-99	1	1	0	1	1	0	2	2	0	1.000
1999-2000	1	1	0	0	0	0	1	1	0	1.000
2000-01	1	0	1	1	0	1	2	0	2	.000
2001-02	2	2	0	2	2	0	4	4	0	1.000
2002-03	1	1	0	1	0	1	2	1	1	.500
2003-04	1	0	1	2	1	1	3	1	2	.333
2004-05	2	0	2	0	0	0	2	0	2	.000
2006-07	2	0	2	1	1	0	3	1	2	.333
2007-08	1	0	1	1	1	0	2	1	1	.500
2009-10	3	1	2	1	0	1	4	1	3	.250
2011-12	1	0	1	1	0	1	2	0	2	.000
2013-14	0	0	0	2	1	1	2	1	1	.500
2014-15	1	0	1	2	1	1	3	1	2	.333
2016-17	1	0	1	0	0	0	1	0	1	.000

**GOALTENDERS POSTSEASON OVERTIME RECORD**

	W	L		W	L
Jake Allen	1	1	Kari Lehtonen	1	4
Stephane Beauregard	1	0	Drew MacIntyre	0	2
Jordan Binnington	1	2	Peter Mannino	1	1
Fred Brathwaite	0	1	Norm Maracle	1	1
Frederic Cassivi	1	0	Pasi Nurminen	3	0
Michael Garnett	1	1	Ondrej Pavelec	1	1
Ville Husso	0	1	Richard Shulmistra	0	1
Pat Jablonski	1	0	Wendell Young	4	3
Eddie Lack	0	2			

**121-110 RECORD ALL-TIME IN SHOOTOUT GAMES**

Season	HOME			AWAY			OVERALL		
	GP	W	L	GP	W	L	GP	W	L
1994-95	12	4	8	11	5	6	23	9	14
1995-96	11	5	6	6	4	2	17	9	8
1996-97	6	3	3	9	6	3	15	9	6
1997-98	6	5	1	10	8	2	16	13	3
1998-99	9	4	5	12	5	7	21	9	12
1999-2000	10	5	5	15	12	3	25	17	8
2000-01	4	1	3	3	1	2	7	2	5
2004-05	4	3	1	2	1	1	6	4	2
2005-06	2	1	1	9	2	7	11	3	8
2006-07	4	1	3	4	1	3	8	2	6
2007-08	2	1	1	3	1	2	5	2	3
2008-09	6	4	2	4	4	0	10	8	2
2009-10	8	5	3	3	0	3	11	5	6
2010-11	9	4	5	3	2	1	12	6	6
2011-12	3	1	2	2	1	1	5	2	3
2012-13	9	5	4	1	1	0	10	6	4
2013-14	7	5	2	6	3	3	13	8	5
2014-15	2	1	1	0	0	0	2	1	1
2015-16	3	2	1	4	2	2	7	4	3
2016-17	3	2	1	4	0	4	7	2	5

\* games did not go into the shootout from 2001-04

**GOALTENDERS REGULAR-SEASON SHOOTOUT RECORD**

	W	L	SVS-SH	PCT.		W	L	SVS-SH	PCT.
Jake Allen	3	3	23-34	.676	Niklas Lundstrom	1	0	3-3	1.000
Stephane Beauregard	5	0	23-27	.852	Drew MacIntyre	3	3	27-37	.730
Jordan Binnington	3	7	20-31	.645	Peter Mannino	4	5	30-45	.667
Fred Brathwaite	2	5	17-35	.486	Edward Pasquale	3	1	13-20	.650
Matt Climie	8	5	46-63	.730	Steve Passmore	0	1	1-2	.500
Phoenix Copley	4	2	18-27	.667	Ondrej Pavelec	4	5	32-47	.681
Rick DiPietro	0	2	3-6	.500	Richard Shulmistra	2	0	7-7	1.000
Michael Garnett	3	5	21-34	.618	Grant Sjerven	0	1	2-4	.500
Robert Gherson	4	0	15-18	.833	Rick Tabaracci	1	0	5-5	1.000
Glenn Healy	1	1	4-10	.400	Tuomas Tarkki	3	4	22-36	.611
Pat Jablonski	5	7	38-57	.667	Andrei Trefilov	8	3	39-49	.760
Ray LeBlanc	9	10	80-110	.727	Dan Turple	1	0	5-5	1.000
Eddie Lack	4	4	24-37	.649	Derek Wilkinson	0	1	2-5	.400
Manny Legace	1	1	8-10	.800	Wendell Young	37	30	210-308	.682
Kari Lehtonen	2	3	30-39	.770					

## ALL-TIME SHUTOUTS FOR – 123

DATE	OPPONENT	WOLVES GOALTENDER	OPPOSING GOALTENDER	SCORE
March 8, 1995	vs. Peoria	Ray LeBlanc	Parris Duffus	3-0
Dec. 6, 1995	vs. Utah	Wendell Young	Tommy Salo	2-0
Dec. 14, 1996	vs. Milwaukee	Wendell Young	Danny Lorenz	2-0
Jan. 31, 1997	at Milwaukee	Ray LeBlanc	Danny Lorenz	6-0
March 23, 1997	at Cleveland	Ray LeBlanc	Derek Wilkinson	1-0
April 12, 1997	vs. Manitoba	Wendell Young/Ray LeBlanc	Vincent Riendeau	3-0
Oct. 2, 1997	at Manitoba	Wendell Young	Fred Brathwaite	3-0
Jan. 2, 1998	at Milwaukee	Wendell Young	Mike Torchia	3-0
Feb. 21, 1998	at Kansas City	Stephane Beauregard	Pokey Reddick	3-0
April 22, 1998*	at Manitoba	Wendell Young	Johan Hedberg	1-0
June 15, 1998*	vs. Detroit	Stephane Beauregard	Jeff Reese	3-0
Dec. 11, 1998	at Milwaukee	Wendell Young	Mike Minard	1-0
Dec. 19, 1998	at Michigan	Pat Jablonski	Marty Turco	3-0
Jan. 30, 1999	at Kansas City	Wendell Young	Patrick Lalime	3-0
March 21, 1999	vs. Milwaukee	Wendell Young	Kay Whitmore	3-0
May 18, 1999*	at Houston	Wendell Young	Manny Fernandez	3-0
Oct. 16, 1999	vs. Cincinnati	Wendell Young	Mark Fitzpatrick	3-0
Oct. 29, 1999	vs. Kansas City	Andrei Trefilov	Bruce Racine	5-0
Feb. 1, 2000	vs. Michigan	Wendell Young	Marty Turco	6-0
Feb. 9, 2000	vs. Manitoba	Wendell Young	Jason Elliott	2-0
Feb. 25, 2000	at Manitoba	Andrei Trefilov	Manny Legace	2-0
Feb. 26, 2000	at Kansas City	Wendell Young	Tyler Moss	3-0
March 1, 2000	at Orlando	Wendell Young	Corey Schwab	1-0
April 5, 2000	vs. Detroit	Wendell Young	Kevin Hodson	4-0
April 15, 2000	vs. Milwaukee	Andrei Trefilov	Mike Buzak	3-0
May 19, 2000*	at Houston	Andrei Trefilov	Frederic Chabot	2-0
May 28, 2000*	vs. Grand Rapids	Andrei Trefilov	Jani Hurme	4-0
Nov. 11, 2000^	at Cleveland	Wendell Young/Rick DiPietro	David Brumby	0-1
Nov. 26, 2000	at Utah	Wendell Young	Mike Bales	3-0
Jan. 31, 2001	at Manitoba	Richard Shulmistra	Ken Wregget	3-0
Feb. 9, 2001	at Milwaukee	Richard Shulmistra	Jan Lasak	6-0
March 7, 2001	vs. Cleveland	Richard Shulmistra	David Brumby	3-0
March 17, 2001	vs. Kansas City	Wendell Young	Corey Schwab	2-0
March 24, 2001	vs. Detroit	Wendell Young	Dieter Kochan/Markus Helanen	6-0
April 15, 2001	vs. Manitoba	Richard Shulmistra	Jeff Salajko	3-0
May 5, 2001*	vs. Manitoba	Richard Shulmistra	Ken Wregget	5-0
May 13, 2001*	vs. Manitoba	Richard Shulmistra	Ken Wregget	1-0
Oct. 10, 2001	vs. Cincinnati	Norm Maracle	Gregg Naumenko	3-0
Dec. 1, 2001	vs. Utah	Pasi Nurminen	Wade Flaherty	3-0
Dec. 2, 2001	vs. Utah	Pasi Nurminen	Chad Alban	4-0
Jan. 25, 2002	vs. Cleveland	Norm Maracle	Seamus Kotyk	5-0
Feb. 23, 2002	vs. Utah	Norm Maracle	Wade Flaherty/Chad Alban	3-0
May 19, 2002*	vs. Houston	Pasi Nurminen	Jamie McLennan/Derek Gustafson	7-0
May 30, 2002*	vs. Bridgeport	Pasi Nurminen	Rick DiPietro	4-0
Jan. 17, 2002	vs. San Antonio	Norm Maracle	Wade Flaherty	4-0
Feb. 16, 2003	at Cincinnati	Milan Hnilicka	Ilja Bryzgalov	3-0
March 16, 2003	vs. Grand Rapids	Norm Maracle	Joey MacDonald	1-0
April 20, 2003*	at Hershey	Norm Maracle	Phil Sauve/Peter Budaj	6-0
Dec. 27, 2003	vs. Utah	Kari Lehtonen	Mike Smith	4-0
Jan. 7, 2004	vs. Utah	Kari Lehtonen	Ron Tugnutt	5-0

\* playoffs \*\* overtime ^ shootout

## ALL-TIME SHUTOUTS FOR (CONTINUED) — 123

DATE	OPPONENT	WOLVES GOALTENDER	OPPOSING GOALTENDER	SCORE
March 7, 2004	vs. Hamilton	Kari Lehtonen	J.F. Dampousse/Olivier Michaud	4-0
April 2, 2004	at Grand Rapids	Frederic Cassivi	Joey MacDonald	3-0
April 18, 2004*	at Grand Rapids	Kari Lehtonen	Marc Lamothe	1-0
Nov. 20, 2004	vs. Cincinnati	Kari Lehtonen	Ilya Bryzgalov	3-0
Nov. 24, 2004	vs. Houston	Kari Lehtonen	Josh Harding	3-0
Dec. 7, 2004	at San Antonio	Kari Lehtonen	Travis Scott	5-0
Dec. 18, 2004	vs. San Antonio	Kari Lehtonen	Patrick DesRochers/Travis Scott	2-0
March 12, 2005	vs. Manitoba	Michael Garnett	Alex Auld	1-0
April 9, 2005	at Milwaukee	Kari Lehtonen	Brian Finley	2-0
April 23, 2005*	at Houston	Kari Lehtonen	Mike Smith	1-0
May 21, 2005*	vs. Manitoba	Kari Lehtonen	Wade Flaherty	3-0
Feb. 25, 2006	vs. Cleveland	Tuomas Tarkki	Nolan Schaefer/Dimitri Patzold	8-0
March 25, 2006	vs. San Antonio	Michael Garnett	Karl Goehring	4-0
Oct. 7, 2006	at Peoria	Michael Garnett	Marek Schwarz	5-0
Jan. 26, 2007	at Omaha	Fred Brathwaite	Curtis McElhinney	5-0
Feb. 18, 2007	at Houston	Michael Garnett	Dieter Kochan/Miroslav Kopriva	8-0
April 14, 2007	vs. Iowa	Fred Brathwaite	Tobias Stephan	5-0
May 2, 2007*	vs. Iowa	Michael Garnett	Dan Ellis/Tobias Stephan	7-0
May 25, 2007*	at Hamilton	Fred Brathwaite	Carey Price	1-0
Nov. 17, 2007	vs. Houston	Robert Gherson	Barry Brust	4-0
Feb. 8, 2008	at Iowa	Ondrej Pavelec	Tobias Stephan	3-0
Feb. 10, 2008	vs. Manitoba	Robert Gherson	Drew MacIntyre	2-0
April 6, 2008	vs. Quad City	Ondrej Pavelec	Curtis McElhinney	3-0
April 26, 2008*	at Milwaukee	Ondrej Pavelec	Pekka Rinne	3-0
May 18, 2008*	vs. Toronto	Ondrej Pavelec	Scott Clemmensen/Justin Pogge	5-0
Oct. 17, 2008	at Quad City	Ondrej Pavelec	Matt Keetley	1-0
Oct. 29, 2008	vs. Providence	Ondrej Pavelec	Tuukka Rask/Kevin Regan	6-0
Jan. 31, 2009	vs. Houston	Brent Krahn	Nolan Schaefer	3-0
Feb. 27, 2009	at Iowa	Ondrej Pavelec	David LeNeveu	4-0
April 8, 2009	vs. Lake Erie	Brent Krahn	Jason Bacashihua	5-0
Oct. 23, 2009^	vs. Manitoba	Manny Legace	Cory Schneider	0-1
Jan. 29, 2010	at Grand Rapids	Peter Mannino	Daniel Larsson	3-0
Feb. 14, 2010	at Houston	Drew MacIntyre	Barry Brust/Wade Dubielewicz	3-0
March 3, 2010	at Toronto	Drew MacIntyre	James Reimer	3-0
March 27, 2010	at Rockford	Drew MacIntyre	Corey Crawford	3-0
March 31, 2010	at Houston	Peter Mannino	Wade Dubielewicz/Darcy Kuemper	4-0
April 16, 2010*	vs. Milwaukee	Peter Mannino	Mark Dekanich	3-0
April 19, 2010*	at Milwaukee	Peter Mannino	Mark Dekanich	1-0
May 9, 2010*	vs. Texas	Drew MacIntyre	Brent Krahn/Matt Climie	2-0
March 20, 2011	vs. Oklahoma City	Edward Pasquale	Jeff Drouin-Deslauriers	4-0
Oct. 21, 2011	vs. Rockford	Eddie Lack	Alexander Salak	2-0
Jan. 25, 2012	at Abbotsford	Eddie Lack	Danny Taylor/Joni Ortio	5-0
Feb. 18, 2012^	vs. Charlotte	Eddie Lack	John Muse	1-0
March 17, 2012	at Lake Erie	Matt Climie	Cedrick Desjardins	1-0
April 7, 2012	at Oklahoma City	Eddie Lack	Yann Danis	3-0
Oct. 13, 2012^	vs. Rockford	Eddie Lack	Carter Hutton	1-0
Dec. 19, 2012	vs. Abbotsford	Matt Climie	Barry Brust	1-0
Jan. 12, 2013	at Abbotsford	Matt Climie	Danny Taylor	1-0
Feb. 8, 2013	at Hamilton	Matt Climie	Cedrick Desjardins	3-0
Feb. 23, 2013	at Peoria	Matt Climie	Jake Allen	3-0

\* playoffs \*\* overtime ^ shootout

## ALL-TIME SHUTOUTS FOR (CONTINUED) — 123

DATE	OPPONENT	WOLVES GOALTENDER	OPPOSING GOALTENDER	SCORE
March 1, 2013	at Texas	Matt Climie	Jack Campbell	2-0
April 5, 2013	at Oklahoma City	Matt Climie	Nike Hovinen	3-0
Nov. 1, 2013	at Oklahoma City	Jake Allen	Olivier Roy/Tyler Bunz	6-0
Dec. 27, 2013	at Lake Erie	Jake Allen	Sami Aittokallio	4-0
Feb. 23, 2014	vs. Abbotsford	Jake Allen	Aaron Dell	2-0
March 2, 2014	vs. Iowa	Jake Allen	John Curry	4-0
March 21, 2014	vs. Rockford	Jake Allen	Kent Simpson	6-0
April 1, 2014^	vs. Milwaukee	Jake Allen	Scott Darling	0-1
April 19, 2014	vs. Milwaukee	Jake Allen	Scott Darling	6-0
May 1, 2014*	vs. Rochester	Jake Allen	Andrey Makarov	4-0
Oct. 17, 2014	vs. Lake Erie	Matt Climie	Roman Will	4-0
Nov. 12, 2014	at Utica	Jordan Binnington	Joacim Eriksson	3-0
Jan. 13, 2015	at Iowa	Matt Climie	Johan Gustafsson	3-0
Feb. 13, 2015	vs. Oklahoma City	Jordan Binnington	Laurent Brossoit	1-0
April 12, 2015	vs. Iowa	Jordan Binnington	John Curry	1-0
Oct. 25, 2015	vs. Charlotte	Pheonix Copley	Drew MacIntyre	3-0
Nov. 1, 2015	at Manitoba	Pheonix Copley	Eric Comrie	2-0
Jan. 2, 2016	at Rockford	Jordan Binnington	Mark Visentin	2-0
Jan. 15, 2016	vs. Iowa	Pheonix Copley	Jeremy Smith	3-0
Nov. 19, 2016	vs. Iowa	Pheonix Copley	Steve Michalek	5-0
March 11, 2017	at Milwaukee	Jordan Binnington	Marek Mazanec	4-0
March 15, 2017^	vs. Texas	Jordan Binnington	Justin Peters	1-0
March 31, 2017	at Iowa	Ville Husso	Steve Michalek	4-0

\* playoffs    \*\* overtime    ^ shootout

## ALL-TIME SHUTOUTS AGAINST — 86

DATE	OPPONENT	OPPOSING GOALTENDER	WOLVES GOALTENDER	SCORE
Feb. 19, 1995	at Peoria	Parris Duffus	Pat Jablonski	0-1
April 2, 1995	at Fort Wayne	Peter Sidorkiewicz	Grant Sjerven/Ray LeBlanc	0-7
Sept. 30, 1996	at Detroit	Daniel Berthiaume	Wendell Young/Ray LeBlanc	0-6
April 14, 1996	vs. Peoria	Bruce Racine	Wendell Young	0-3
Dec. 31, 1996	at San Antonio	Bruce Racine	Ray LeBlanc	0-3
Feb. 2, 1997	vs. Detroit	Jeff Reese	Ray LeBlanc	0-1
Feb. 9, 1997	at Quebec	Stephane Beauregard	Ray LeBlanc	0-4
March 26, 1997	vs. Detroit	Rich Parent	Ray LeBlanc	0-5
Oct. 31, 1997	at Kansas City	Jon Casey	Wendell Young	0-5
March 7, 1997	vs. Long Beach	Mike Buzak	Ray LeBlanc/Mark Richards	0-4
Nov. 20, 1998	vs. Houston	Frederic Chabot	Pat Jablonski	0-2
Dec. 29, 1998	at Detroit	Kevin Weekes	Wendell Young	0-1
Feb. 20, 1999	at Long Beach	Ryan Bach	Pat Jablonski	0-4
May 14, 1999*	vs. Houston	Manny Fernandez	Pat Jablonski	0-5
Nov. 4, 1999	at Houston	Robert Esche	Andrei Trefilov	0-3
Dec. 5, 1999	at Detroit	Tim Thomas	Andrei Trefilov	0-1
May 10, 2000*	vs. Houston	Frederic Chabot	Wendell Young	0-5
Nov. 11, 2000^	at Cleveland	David Brumby	Rick DiPietro/Wendell Young	0-1
Dec. 8, 2000	at Cleveland	Zac Bierk	Wendell Young/Rick DiPietro	0-5
Nov. 7, 2001	at Utah	Wade Flaherty	Norm Maracle	0-4
Nov. 29, 2001	at Milwaukee	Chris Mason	Norm Maracle	0-2
Dec. 27, 2001	at Manitoba	Alex Auld	Norm Maracle	0-4
Jan. 20, 2002	vs. Grand Rapids	Simon Lajeunesse	Norm Maracle	0-1
Feb. 18, 2002	at Rochester	Mika Noronen	Frederic Cassivi	0-4
April 19, 2002*	vs. Grand Rapids	Martin Prusek/Simon Lajeunesse	Pasi Nurminen/Frederic Cassivi	0-3
April 26, 2002*	at Syracuse	J.F. Labbe	Pasi Nurminen	0-3
May 5, 2002*	at Syracuse	J.F. Labbe	Pasi Nurminen/Norm Maracle	0-6
Nov. 2, 2002	vs. Hartford	Jason LaBarbera	Norm Maracle/Frederic Cassivi	0-4
Dec. 30, 2002	vs. San Antonio	Wade Flaherty	Norm Maracle	0-1
Feb. 28, 2003	at Houston	Derek Gustafson	Norm Maracle	0-2
May 2, 2003*	vs. Grand Rapids	Marc Lamothe	Frederic Cassivi	0-2
Nov. 26, 2003	vs. Grand Rapids	Marc Lamothe	Kari Lehtonen	0-3
Dec. 10, 2003	vs. Milwaukee	Wade Flaherty	Kari Lehtonen	0-2
Dec. 31, 2004	at Manitoba	Wade Flaherty	Michael Garnett	0-6
April 14, 2005	at San Antonio	Travis Scott	Kari Lehtonen	0-2
June 2, 2005*	vs. Philadelphia	Antero Niittymaki	Kari Lehtonen	0-1
Jan. 22, 2006	vs. Houston	Seamus Kotyk	Adam Berkhoel	0-4
Feb. 4, 2006	at Omaha	Brent Krahn	Michael Garnett	0-4
Jan. 12, 2007	vs. Wilkes-Barre/Scranton	Jeff Drouin-Deslauriers	Fred Brathwaite	0-1
Feb. 24, 2007	vs. Omaha	Curtis McElhinney	Michael Garnett	0-2
Oct. 27, 2007**	at Milwaukee	Pekka Rinne	Fred Brathwaite	0-1
Nov. 18, 2007	vs. San Antonio	David LeNeveu	Robert Gherson	0-4
Jan. 16, 2008	at Milwaukee	Pekka Rinne	Ondrej Pavelec/Robert Gherson	0-4
March 20, 2008	at Houston	Anton Khudobin	Ondrej Pavelec	0-1
April 23, 2008*	at Milwaukee	Pekka Rinne	Ondrej Pavelec	0-2
Nov. 30, 2008	vs. Grand Rapids	Daniel Larsson	Robert Gherson	0-1
Feb. 20, 2009	vs. Milwaukee	Mark Dekanich	Ondrej Pavelec	0-1
April 1, 2009	at Peoria	Manny Legace	Ondrej Pavelec	0-3
Oct. 23, 2009^	vs. Manitoba	Cory Schneider	Manny Legace	0-1
Nov. 20, 2009	at Rockford	Joe Fallon	Drew MacIntyre	0-1

\* playoffs \*\* overtime ^ shootout

**ALL-TIME SHUTOUTS AGAINST (CONTINUED) — 86**

DATE	OPPONENT	OPPOSING GOALTENDER	WOLVES GOALTENDER	SCORE
March 12, 2010	vs. Toronto	Joey MacDonald	Drew MacIntyre	0-3
March 28, 2010	vs. Texas	Brent Krahn	Drew MacIntyre/Peter Mannino	0-5
April 3, 2010	at San Antonio	Josh Tordjman	Drew MacIntyre	0-3
April 17, 2010*	at Milwaukee	Mark Dekanich	Peter Mannino/Drew MacIntyre	0-6
Oct. 20, 2010	vs. Abbotsford	Leland Irving	Edward Pasquale	0-3
Jan. 15, 2011	vs. Rockford	Hannu Toivonen	Drew MacIntyre	0-1
Nov. 27, 2011	vs. Peoria	Ben Bishop	Matt Climie	0-4
Feb. 18, 2012^	vs. Charlotte	John Muse	Eddie Lack	1-0
Feb. 26, 2012**	at Rockford	Carter Hutton	Eddie Lack	0-1
March 3, 2012	at Milwaukee	Jeremy Smith	Matt Climie	0-6
March 11, 2012	at Charlotte	Mike Murphy	Eddie Lack	0-4
Oct. 13, 2012^	vs. Rockford	Carter Hutton	Eddie Lack	1-0
Dec. 7, 2012	vs. Grand Rapids	Tom McCollum	Matt Climie	0-3
Jan. 23, 2013	at Peoria	Jake Allen	Joe Cannata	0-2
March 23, 2013	at Peoria	Mike McKenna	Matt Climie	0-3
April 20, 2013	vs. Milwaukee	Magnus Hellberg	Matt Climie	0-2
Oct. 27, 2013	vs. Charlotte	John Muse	Jake Allen	0-5
March 15, 2014	vs. Texas	Jack Campbell	Jake Allen	0-3
April 1, 2014^	vs. Milwaukee	Scott Darling	Jake Allen	0-1
May 16, 2014*	at Toronto	Drew MacIntyre	Jake Allen	0-4
Nov. 18, 2014	at Adirondack	Joni Ortio	Jordan Binnington	0-3
Nov. 23, 2014	vs. Rockford	Mac Carruth	Matt Climie	0-3
Jan. 3, 2015	vs. Rockford	Michael Leighton	Matt Climie	0-3
Feb. 28, 2015	vs. Grand Rapids	Petr Mrazek	Jordan Binnington/Matt Climie	0-5
March 8, 2015	at Lake Erie	Calvin Pickard	Matt Climie	0-1
March 14, 2015	vs. Utica	Jacob Markstrom	Matt Climie	0-4
March 19, 2015	vs. Texas	Jack Campbell	Matt Climie	0-3
April 11, 2015	vs. Oklahoma City	Laurent Brossoit	Matt Climie/Jordan Binnington	0-5
Jan. 29, 2016	at Rockford	Michael Leighton	Jordan Binnington/Pheonix Copley	0-6
Feb. 11, 2016	at Cleveland	Brad Thiessen	Jordan Binnington	0-5
Feb. 23, 2016	vs. Grand Rapids	Jared Coreau	Jordan Binnington	0-5
March 5, 2016**	at Milwaukee	Juuse Saros	Pheonix Copley	0-1
March 13, 2016	vs. Grand Rapids	Jared Coreau	Pheonix Copley	0-4
March 30, 2016	vs. Rockford	Mac Carruth	Jordan Binnington	0-1
Jan. 21, 2017	vs. Milwaukee	Marek Mazanec	Ville Husso	0-1
April 20, 2017*	at Charlotte	Tom McCollum	Ville Husso	0-4

\* playoffs \*\* overtime ^ shootout

## ALL-TIME HAT TRICKS FOR — 93

DATE	WOLVES PLAYER	OPPONENT	OPPOSING GOALTENDER	RESULT	SCORE
Nov. 23, 1994	Steve Maltais	at Cleveland	Olie Sundstrom	W	7-4
March 4, 1995	Evgeny Davydov	at Cincinnati	Frederic Chabot	L	4-5
March 19, 1995	Steve Maltais	vs. Las Vegas	Clint Malarchuk (2)/Norm Foster (1)	W	7-3
Oct. 14, 1995	Steve Maltais	at Kansas City	Larry Dyck	W	6-1
Oct. 15, 1995	Steve Maltais	vs. Las Vegas	Pokey Reddick	W	4-2
Oct. 20, 1995	Rob Brown	vs. Milwaukee	Mark Laforest	W	5-4
Oct. 21, 1995	Steve Maltais	at Cleveland	Philippe DeRouville	W	5-2
Dec. 29, 1995	Dan Currie (4)	vs. Los Angeles	David Littman (3)/Chuck Thuss (1)	W	7-6
Feb. 21, 1996	Steve Maltais	vs. Los Angeles	Kay Whitmore	L	4-5
March 3, 1996	Rob Brown	vs. Indianapolis	Jimmy Waite	W	7-4
March 10, 1996	Steve Maltais	at Milwaukee	Mark Laforest	L	5-6
March 24, 1996	Dan Currie (4)	vs. Kansas City	Larry Dyck	W	10-3
May 12, 1996*	Greg Pankewicz	vs. Las Vegas	Pokey Reddick	L	4-6
Oct. 26, 1996	Rob Brown	vs. Cleveland	Patrick Lalime	W	7-4
Jan. 31, 1997	Brad Purdie	at Milwaukee	Danny Lorenz	W	6-0
Nov. 7, 1997	Ravil Gusmanov	at Cleveland	Mike Tamburro	W	5-3
Nov. 21, 1997	Steve Maltais	vs. Fort Wayne	Marc Magliarditi	W(SO)	4-3
March 17, 1998	Chris Marinucci	vs. Utah	Philippe DeRouville	W	6-4
April 11, 1998	Scott Pearson	vs. Michigan	Manny Fernandez	W	8-2
May 11, 1998*	Steve Larouche	vs. Milwaukee	Danny Lorenz	W	4-3
Dec. 2, 1998	Niklas Andersson	vs. Orlando	Maxime Gingras (1)/David Littman (2)	W	7-4
Jan. 9, 1999	Glenn Stewart	vs. Cincinnati	Jani Hurme	W	4-3
Jan. 23, 1999	Todd White	at Orlando	David Littman (2)/Scott Bailey (1)	W	7-3
Feb. 6, 1999	Steve Maltais	vs. Milwaukee	Chris Mason	SOL	5-6
Feb. 14, 1999	Chris Marinucci	vs. Orlando	Frederic Deschenes	W	5-1
April 2, 1999	Scott Pearson	at Grand Rapids	Neil Little	SOL	6-7
April 10, 1999	Steve Maltais	vs. Fort Wayne	Pokey Reddick	W	5-3
Oct. 17, 1999	Steve Maltais	at Manitoba	Jason Elliott	W	5-3
Jan. 28, 2000	Chris Marinucci	at Utah	Mike Buzak	W	4-1
Feb. 19, 2000	Chris Marinucci	vs. Utah	Ian Gordon	SOL	3-4
March 24, 2000	Steve Maltais	vs. Manitoba	Manny Legace	W	6-5
Oct. 7, 2000	Mark Lawrence	at Cincinnati	Marc Magliarditi (2)/Bujar Amidovski (1)	W	8-3
Nov. 17, 2000	Niklas Andersson	at Cleveland	David Brumby	W	4-2
Dec. 19, 2000	Ted Drury	at Kansas City	Alfie Michaud	W	7-5
Feb. 4, 2001	Steve Maltais	vs. Kansas City	Alfie Michaud	W	3-1
Feb. 17, 2001	Guy Larose	at Utah	Mike Bales	W	5-2
Feb. 28, 2001	Jesse Belanger	vs. Detroit	Dieter Kochan	W	6-1
April 4, 2001	Ted Drury	vs. Cleveland	David Brumby	W	6-3
April 11, 2001	Steve Maltais	vs. Manitoba	Jeff Salajko	W	6-1
April 27, 2001*	Steve Larouche (4)	vs. Milwaukee	Chris Mason	W	5-2
Jan. 12, 2002	J.P. Vigier	vs. Cleveland	Vesa Toskala (2)/Seamus Kotyk (1)	W	7-3
Jan. 19, 2002	Dan Snyder	at Cincinnati	Ilya Bryzgalov	W	5-1
Feb. 15, 2002	Steve Maltais	at Philadelphia	Maxime Ouellet	W	5-1
March 29, 2002	Steve Maltais	at Utah	Andrew Allen	W(OT)	5-4
April 15, 2002*	Steve Maltais	at Grand Rapids	Martin Prusek	W	5-1
June 3, 2002*	Steve Maltais	vs. Bridgeport	Rick DiPietro	W(2OT)	4-3
Nov. 27, 2002	Yuri Butsayev	vs. Utah	Jason Bacashihua	W	4-1
Jan. 24, 2003	Simon Gamache	at Worcester	Curtis Sanford	W	6-1
April 6, 2003	Steve Maltais	vs. San Antonio	Chris Mason	L	4-6
April 20, 2003*	Simon Gamache	at Hershey	Phil Sauve (2)/Peter Budaj (1)	W	6-0

\* playoffs



**ALL-TIME HAT TRICKS FOR (CONTINUED) – 93**

DATE	WOLVES PLAYER	OPPONENT	OPPOSING GOALTENDER	RESULT	SCORE
Nov. 9, 2003	Brian Swanson	at Hamilton	Eric Fichaud	OTL	4-5
Feb. 21, 2004	Steve Maltais	vs. Houston	Kyle Kettles	W	6-3
March 27, 2004	Derek MacKenzie	vs. Milwaukee	Wade Flaherty	W	4-2
April 23, 2004*	Derek MacKenzie	vs. Grand Rapids	Joey MacDonald (2)/Marc Lamothe (1)	W	8-2
Oct. 27, 2004	Brad Larsen	vs. San Antonio	Patrick DesRochers (1)/Travis Scott (2)	W	7-1
Feb. 2, 2005	Brad Larsen	vs. Houston	Josh Harding	W (OT)	3-2
March 23, 2005	Lonny Bohonos	at Syracuse	Karl Goehring	W	7-6
May 9, 2005*	Cory Larose	at Cincinnati	Ilya Bryzgalov (2)/Frederic Cassivi (1)	W	5-2
Jan. 18, 2006	Derek MacKenzie	vs. Omaha	Curtis McElhinney	W	7-3
Oct. 7, 2006	Jason Krog	at Peoria	Marek Schwarz	W	5-0
Nov. 4, 2006	Jason Krog	at Peoria	Marek Schwarz (1)/Jason Bacashihua (2)	W	10-5
Nov. 22, 2006	Brett Sterling	at Omaha	Brent Krahn	W	6-3
Dec. 12, 2006	Cory Larose	at Iowa	Dan Ellis (2)/Tobias Stephan (1)	W	7-3
Dec. 21, 2006	Brett Sterling	at San Antonio	David LeNeveu	W	4-3
March 14, 2007	Brett Sterling	vs. Peoria	Chris Beckford-Tseu	W	4-3
Nov. 2, 2007	Jesse Schultz	at Quad City	Kevin Lalande	W	7-1
Nov. 29, 2007	Brett Sterling	vs. Peoria	Chris Beckford-Tseu	W (OT)	4-3
Dec. 15, 2007	Kevin Doell	at Iowa	Philippe Sauve/Tobias Stephan	W	10-2
Dec. 28, 2007	Joel Kwiatkowski	at Milwaukee	Pekka Rinne	W	4-3
Jan. 5, 2008	Darren Haydar	at Milwaukee	Pekka Rinne	W	6-3
May 16, 2008*	Jason Krog	vs. Toronto	Scott Clemmensen	W	4-1
June 10, 2008*	Jason Krog	vs. Wilkes-Barre/Scranton	John Curry	W	5-2
Feb. 4, 2009	Joey Crabb	vs. Peoria	Ben Bishop	W	5-1
Feb. 21, 2010	Paul Postma	vs. San Antonio	Justin Pogge	W	7-4
Nov. 5, 2010	Darren Haydar	at Lake Erie	Trevor Cann	W (OT)	6-5
Nov. 21, 2010	Andre Deveau	vs. Lake Erie	Jason Bacashihua	W	5-2
Jan. 5, 2011	Nigel Dawes (4)	vs. Toronto	Jussi Rynnas (2)/Ben Scrivens (1)	W	9-3
Dec. 3, 2011	Mark Mancari	at Grand Rapids	Tom McCollum	OTL	4-5
Jan. 6, 2012	Mike Duco	at Peoria	Ben Bishop	W	5-2
March 4, 2012	Mark Mancari	vs. Oklahoma City	David LeNeveu (2)/Olivier Roy (1)	W	4-1
April 15, 2012	Nicklas Jensen	vs. Peoria	Jordan Binnington	W	4-2
Jan. 11, 2013	Brett Sterling	at Abbotsford	Leland Irving	W	3-1
Feb. 5, 2013	Darren Haydar	vs. Peoria	Mike McKenna	W (OT)	4-3
March 29, 2013	Brett Sterling	vs. Lake Erie	Sami Aittokallio	W	5-2
Dec. 27, 2013	Sergey Andronov	at Lake Erie	Sami Aittokallio	W	4-0
March 8, 2014	Pat Cannone	at Abbotsford	Olivier Roy (1)/Aaron Dell (2)	W	7-2
Nov. 15, 2014	Ty Rattie	at Rochester	Nathan Lieuwen (1)/Andrey Makarov (2)	W	7-4
March 27, 2015	Magnus Paajarvi	at Milwaukee	Marek Mazanec (1)/Magnus Hellberg (1)/EN (1)	W	8-4
Dec. 2, 2015	Spencer Asuchak	vs. Manitoba	Eric Comrie	W	8-2
Jan. 17, 2016	Pat Cannone	at Grand Rapids	Jared Coreau	W (OT)	4-3
Jan. 26, 2016	Pat Cannone	at Iowa	Jeremy Smith	W (OT)	4-3
Dec. 28, 2016	Wade Megan	at Rockford	Lars Johansson	W	6-2
Dec. 31, 2016	Kenny Agostino (4)	at Iowa	Alex Stalock	W	5-2

\* playoffs

## ALL-TIME HAT TRICKS AGAINST — 63

DATE	OPPOSING PLAYER	OPPONENT	WOLVES GOALTENDER	RESULT	SCORE
Oct. 9, 1994	Patrice Tardif	at Peoria	Ray LeBlanc	L	1-8
Dec. 30, 1994	Gino Cavallini	vs. Milwaukee	Ray LeBlanc	L	2-5
March 3, 1995	Paul Lawless	at Cincinnati	Pat Jablonski	L	2-6
April 9, 1995	Mark Freer	vs. Houston	Grant Sjerven	L	2-7
Oct. 11, 1995	Jason Ruff	vs. Atlanta	Wendell Young	L	3-5
Nov. 13, 1995	Andrei Vasilyev	at Utah	Wendell Young	L	1-8
Feb. 24, 1996	Mike Maurice	vs. Houston	Wendell Young	L	1-5
March 6, 1996	Kip Miller	vs. Indianapolis	Wendell Young	W	7-4
March 10, 1996	Gino Cavallini	at Milwaukee	Wendell Young	L	5-6
March 15, 1996	Bill Bowler	at Las Vegas	Ray LeBlanc (2)/Wendell Young (1)	L	6-13
March 15, 1996	Ken Quinney	at Las Vegas	Ray LeBlanc	L	6-13
April 3, 1996	Chris Govedaris	at Minnesota	Wendell Young	L	3-6
Nov. 17, 1996	Stephane Morin	at Long Beach	Wendell Young	L	2-6
Nov. 22, 1996	Sean Tallaire	at Manitoba	Wendell Young	L	2-7
Dec. 29, 1996	Jesse Belanger	vs. Quebec	Wendell Young	L	4-7
Jan. 14, 1997	Pavol Demitra	vs. Grand Rapids	Ray LeBlanc	L	1-7
Feb. 22, 1997	Hubie McDonough	at Orlando	Ray LeBlanc	L	2-4
April 4, 1997	Andrei Bashkirov (4)	vs. Las Vegas	Wendell Young	L	5-6
Jan. 7, 1998	Greg Pankewicz	vs. Manitoba	Wendell Young	L	1-4
Jan. 27, 1998	Chris Taylor	vs. Utah	Wendell Young	L	1-4
May 24, 1998*	Claude Jutras	vs. Long Beach	Wendell Young	L	3-5
Nov. 26, 1999	Jarrold Skalde	at Utah	Andrei Trefilov	L	1-4
Dec. 22, 1999	Petr Schastlivy	vs. Grand Rapids	Wendell Young	L	3-5
Dec. 23, 2000	Nils Ekman	vs. Detroit	Steve Passmore (2)/Wendell Young (1)	L	2-8
Feb. 27, 2001	Randy Robitaille (4)	at Milwaukee	Steve Passmore	OTL	5-6
Feb. 22, 2002	Andy Hilbert	at Providence	Frederic Cassivi	W	4-3
March 10, 2002	Jim Montgomery	vs. Utah	Frederic Cassivi	L	2-4
Nov. 2, 2002	John Tripp	vs. Hartford	Norm Maracle	L	0-4
Nov. 10, 2002	Denis Hamel	at Rochester	Norm Maracle	L	2-5
Nov. 14, 2003	Jeff Daw	at St. John's	Kari Lehtonen (2)/Frederic Cassivi (1)	L	3-7
Dec. 19, 2003	Simon Gamache	at Milwaukee	Kari Lehtonen (2)/Frederic Cassivi (1)	L	2-7
March 11, 2004	Alexander Perezhogin	at Hamilton	Kari Lehtonen	L	3-5
March 24, 2004	Jon DiSalvatore	at Cleveland	Michael Garnett	L	4-7
April 16, 2004*	Kevin Miller	at Grand Rapids	Kari Lehtonen	W (OT)	4-3
May 7, 2004*	Libor Pivko	at Milwaukee	Kari Lehtonen	L	3-5
Jan. 19, 2005	Gavin Morgan	vs. Hamilton	Kari Lehtonen	L	3-6
Feb. 18, 2005	Kirby Law	at Houston	Michael Garnett	L	4-5
Oct. 28, 2005	Carsen Gernymyn	at Omaha	Michael Garnett	SOL	6-7
Nov. 12, 2005	Jason Pominville	at Rochester	Michael Garnett	L	2-4
Jan. 21, 2006	Scottie Upshall	vs. Milwaukee	Michael Garnett (2)/Adam Berkhoele (1)	L	4-6
Feb. 11, 2006	Tony Voce (4)	vs. Philadelphia	Tuomas Tarkki (1)/Michael Garnett (3)	L	1-6
March 7, 2006	Patrick O'Sullivan	vs. Houston	Tuomas Tarkki	SOL	4-5
Oct. 24, 2006	Jason Jaffray (4)	vs. Manitoba	Michael Garnett	L	4-7
Nov. 12, 2006	Clarke MacArthur	vs. Rochester	Fred Brathwaite	L	3-7
March 10, 2007	Chris Durno	vs. Milwaukee	Michael Garnett	L	4-6
Nov. 23, 2007	Julian Talbot	at Peoria	Robert Gherson/Fred Brathwaite	L	3-7
Dec. 8, 2007	Trevor Lewis	at Manchester	Ondrej Pavelec/Robert Gherson	L	4-7
Dec. 29, 2007	Krys Kolanos	vs. Quad City	Robert Gherson	L	2-5
April 16, 2008*	Josh Langfeld	vs. Milwaukee	Ondrej Pavelec	OTL	3-4
Dec. 13, 2008	James Wisniewski	at Rockford	Robert Gherson	L	2-7

\* playoffs

**ALL-TIME HAT TRICKS AGAINST (CONTINUED) – 63**

DATE	OPPOSING PLAYER	OPPONENT	WOLVES GOALTENDER	RESULT	SCORE
Jan. 3, 2009	Pascal Pelletier	at Rockford	Brent Krahn (2)/Dan Turple (1)	L	4-6
March 29, 2009	Mike Santorelli	vs. Milwaukee	Ondrej Pavelec	L	2-5
April 9, 2010	Dave Scatchard (4)	at Milwaukee	Peter Mannino (1)/Drew MacIntyre (3)	L	1-8
April 10, 2010	Jeremy Williams	vs. Grand Rapids	Peter Mannino	W	6-4
May 7, 2010*	Jamie Benn	at Texas	Peter Mannino	L	3-5
Dec. 3, 2010	Patrick Rissmiller	at Lake Erie	Peter Mannino	L	3-6
Dec. 28, 2010	Dustin Boyd	at Hamilton	Peter Mannino	W	5-3
Jan. 29, 2011	Alexandre Giroux	at Oklahoma City	Peter Mannino (2)/Edward Pasquale (1)	L	2-5
April 12, 2013	Ben Smith	at Rockford	Matt Climie (2)/Joe Cannata (1)	L	3-7
Nov. 30, 2013	Kyle Beach	at Rockford	Jake Allen	L	3-4
April 12, 2014	Austin Watson	at Milwaukee	Matt Climie	L	1-4
Feb. 26, 2016	Max Reinhart	at Milwaukee	Jordan Binnington	L	1-4
Feb. 26, 2017	Tyler Graovac	vs. Iowa	Jordan Binnington	W (OT)	4-3

\* playoffs



The Iowa Wild's Tyler Graovac netted three consecutive goals – spanning the second and third periods – to help the Wild secure a 4-3 overtime victory. Image credit: Iowa Wild

## ALL-TIME PENALTY SHOTS FOR — 44 (9 MADE)

PLAYER	DATE	OPPONENT	GOALTENDER	RESULT
Tim Bergland	Dec. 15, 1994	vs. Cincinnati	Danny Lorenz	Missed
Tim Bergland	Feb. 4, 1996	vs. Peoria	Paul Taylor	Made
Kip Miller	Nov. 30, 1996	vs. San Antonio	David Littman	Made
Steve Martins	Oct. 18, 1997	vs. Kansas City	Jon Casey	Missed
Ravil Gusmanov	Nov. 13, 1997	at Houston	Ryan Bach	Made
Alexander Semak	March 14, 1998	at Milwaukee	Danny Lorenz	Missed
Chris Marinucci	Dec. 9, 1998	at Manitoba	Christian Bronsard	Missed
Guy Larose	Dec. 11, 1998	at Milwaukee	Mike Minard	Missed
Tim Breslin	April 14, 1999	vs. Grand Rapids	Ian Gordon	Missed
Ben Simon	Oct. 10, 2001	vs. Cincinnati	Gregg Naumenko	Missed
Brad Tapper	Oct. 19, 2001	at Grand Rapids	Martin Prusek	Missed
Kamil Piros	Jan. 6, 2002	vs. Manitoba	Alex Auld	Missed
J.P. Vigier	Oct. 12, 2002	vs. Cincinnati	Ilya Bryzgalov	Missed
Derek MacKenzie*	April 13, 2003	vs. Hershey	Phil Sauve	Missed
Brendan Yarema	Feb. 20, 2004	at Utah	Jason Bacashihua	Missed
Eric Healey	Feb. 29, 2004	vs. San Antonio	Brent Krahn	Made
Brendan Yarema*	April 18, 2004	at Grand Rapids	Marc Lamothe	Missed
Cory Larose	Nov. 20, 2004	vs. Cincinnati	Ilya Bryzgalov	Missed
Brad Larsen	Feb. 2, 2005	vs. Houston	Josh Harding	Missed
Derek MacKenzie	March 12, 2005	vs. Manitoba	Alex Auld	Missed
Lonny Bohonos	March 23, 2005	at Syracuse	Karl Goehring	Missed
Ramzi Abid	Oct. 26, 2005	at San Antonio	Steve Passmore	Missed
Scott Barney	Oct. 28, 2005	at Omaha	Brent Krahn	Missed
Billy Tibbetts	Dec. 26, 2005	at Milwaukee	Pekka Rinne	Missed
Kevin Doell	Dec. 26, 2005	at Milwaukee	Pekka Rinne	Made
Kevin Doell	April 14, 2006	at Milwaukee	Brian Finley	Missed
Brett Sterling	March 23, 2007	at Iowa	Dan Ellis	Missed
Alexandre Giroux	Oct. 13, 2007	vs. Milwaukee	Pekka Rinne	Missed
Alexandre Giroux	Dec. 7, 2007	at Providence	Andy Franck	Missed
Kevin Doell	Dec. 15, 2007	at Iowa	Tobias Stephan	Made
Jordan LaVallee	March 2, 2008	vs. Providence	Tuukka Rask	Missed
Steve Martins*	May 29, 2008	vs. Wilkes-Barre/Scranton	John Curry	Missed
Jeff Hamilton	Jan. 17, 2009	vs. Quad City	Matt Keetley	Made
Brett Sterling	Dec. 26, 2009	at Grand Rapids	Daniel Larsson	Missed
Brett Sterling	Jan. 29, 2010	at Grand Rapids	Daniel Larsson	Missed
Spencer Machacek	April 10, 2010	vs. Grand Rapids	Tom McCollum	Missed
Jordan Schroeder	Nov. 26, 2011	vs. Peoria	Jake Allen	Missed
Steve Reinprecht	Jan. 18, 2012	vs. Texas	Andrew Raycroft	Missed
Alex Friesen	Nov. 23, 2012	at Grand Rapids	Petr Mrazek	Missed
Mark Mancari	Nov. 23, 2013	vs. Grand Rapids	Petr Mrazek	Missed
Keith Aucoin	Feb. 9, 2014	at Milwaukee	Marek Mazanec	Made
Ty Rattie	March 6, 2016	vs. Milwaukee	Juuse Saros	Made
Brett Sterling	Oct. 23, 2016	at San Antonio	Spencer Martin	Missed
Wade Megan	Feb. 7, 2017	at Rockford	Lars Johansson	Missed

\* playoffs

**ALL-TIME PENALTY SHOTS AGAINST — 40 (12 MADE)**

PLAYER	DATE	OPPONENT	GOALTENDER	RESULT
Chris Tancill	Dec. 3, 1994	at Kansas City	Wendell Young	Missed
Larry DePalma	Jan. 27, 1995	at San Diego	Ray LeBlanc	Made
Mark Beaufait	Jan. 24, 1996	at Orlando	Wendell Young	Made
Lee Davidson	Oct. 4, 1996	at Fort Wayne	Wendell Young	Made
Vladimir Orszagh	Jan. 27, 1998	vs. Utah	Wendell Young	Made
Andrei Vasilyev*	May 20, 1998	at Long Beach	Wendell Young	Missed
Petr Sykora	March 2, 1999	at Milwaukee	Pat Jablonski	Made
Jay Legault	March 13, 2002	at Milwaukee	Norm Maracle	Missed
Martin Paroulek*	April 27, 2002	at Syracuse	Pasi Nurminen	Missed
Wyatt Smith	Dec. 21, 2002	vs. Milwaukee	Norm Maracle	Missed
Kirby Law	Oct. 20, 2004	vs. Houston	Kari Lehtonen	Made
Ryan Jardine	Jan. 9, 2005	vs. San Antonio	Kari Lehtonen	Missed
Kyle Wanvig	Feb. 19, 2005	at Houston	Kari Lehtonen	Missed
Josh Olson	March 15, 2006	vs. Houston	Michael Garnett	Missed
John Vigilante	Oct. 13, 2006	at Milwaukee	Michael Garnett	Missed
Benoit Pouliot	Dec. 27, 2006	vs. Houston	Fred Brathwaite	Missed
Rich Peverley	April 6, 2007	at Milwaukee	Michael Garnett	Missed
Rich Peverley*	April 20, 2007	vs. Milwaukee	Michael Garnett	Made
Antti Pihlstrom	Oct. 27, 2007	at Milwaukee	Fred Brathwaite	Missed
Marius Holtet	Dec. 15, 2007	at Iowa	Ondrej Pavelec	Missed
Darren Helm	Jan. 26, 2008	at Grand Rapids	Ondrej Pavelec	Made
Peter Olvecky	March 20, 2008	at Houston	Ondrej Pavelec	Missed
Nicholas Drzenovic	Dec. 3, 2008	vs. Peoria	Dan Turple	Made
Pete MacArthur	March 27, 2010	at Rockford	Drew MacIntyre	Missed
Dave Scatchard*	April 14, 2010	vs. Milwaukee	Peter Mannino	Missed
Mikkel Boedker	Oct. 8, 2010	at San Antonio	Drew MacIntyre	Missed
Linus Klasen	Oct. 15, 2010	at Milwaukee	Edward Pasquale	Made
Fabian Brunnstrom	Jan. 12, 2011	vs. Texas	Peter Mannino	Missed
Rob Klinkhammer	Jan. 15, 2011	vs. Rockford	Drew MacIntyre	Missed
Dave Spina	March 9, 2011	vs. Peoria	Edward Pasquale	Missed
Andrew Shaw	Dec. 27, 2012	at Rockford	Matt Climie	Missed
Martin Frk	Oct. 26, 2013	vs. Grand Rapids	Matt Climie	Missed
Linus Omark	Nov. 2, 2013	at Oklahoma City	Jake Allen	Made
Brandon DeFazio	Nov. 14, 2014	at Utica	Matt Climie	Made
Anthony Mantha	Jan. 10, 2015	at Grand Rapids	Matt Climie	Missed
Dennis Rasmussen	April 17, 2015	at Rockford	Matt Climie	Missed
Ryan Hartman	Oct. 23, 2015	at Rockford	Jordan Binnington	Missed
Felix Girard	March 20, 2016	vs. Milwaukee	Phoenix Copley	Missed
Tomas Nosek	Nov. 5, 2016	at Grand Rapids	Jordan Binnington	Missed
Remi Elie	Feb. 18, 2017	at Texas	Phoenix Copley	Missed

\* playoffs

## ALL-TIME ALL-STAR GAME RESULTS

## DATE

Jan. 18, 1995  
 Jan. 13, 1996  
 Feb. 18, 1997  
 Feb. 10, 1998  
 Jan. 17, 1999  
 Jan. 17, 2000  
 Jan. 15, 2001  
 Feb. 14, 2002  
 Feb. 3, 2003  
 Feb. 9, 2004  
 Feb. 14, 2005  
 Feb. 1, 2006  
 Jan. 29, 2007  
 Jan. 28, 2008  
 Jan. 26, 2009  
 Jan. 19, 2010  
 Jan. 31, 2011  
 Jan. 30, 2012  
 Jan. 28, 2013  
 Feb. 12, 2014  
 Jan. 26, 2015  
 Feb. 1, 2016  
 Jan. 30, 2017

## LOCATION

Las Vegas, Nevada  
 Houston, Texas  
 Grand Rapids, Michigan  
 Orlando, Florida  
 Cincinnati, Ohio  
 Houston, Texas  
 Chicago, Illinois  
 St. John's, Newfoundland  
 Portland, Maine  
 Grand Rapids, Michigan  
 Manchester, New Hampshire  
 Winnipeg, Manitoba  
 Toronto, Ontario  
 Binghamton, New York  
 Worcester, Massachusetts  
 Portland, Maine  
 Hershey, Pennsylvania  
 Atlantic City, New Jersey  
 Providence, Rhode Island  
 St. John's, Newfoundland  
 Utica, New York  
 Syracuse, New York  
 Allentown, Pennsylvania

## RESULT

West 13, East 12 (SO)  
 East 7, West 3  
 West 6, East 4  
 West 12, East 8  
 East 10, West 7  
 Houston 5, All-Stars 3  
 Chicago 4, All-Stars 0\*  
 Canadian All-Stars 13, PlanetUSA 11  
 Canadian All-Stars 10, PlanetUSA 7  
 Canadian All-Stars 9, PlanetUSA 5  
 PlanetUSA 5, Canadian All-Stars 4 (SO)  
 Canadian All-Stars 9, PlanetUSA 4  
 PlanetUSA 7, Canadian All-Stars 6  
 Canadian All-Stars 9, PlanetUSA 8 (SO)  
 PlanetUSA 14, Canadian All-Stars 11  
 Canadian All-Stars 10, PlanetUSA 9 (SO)  
 Eastern 11, Western 8  
 Western 8, Eastern 7 (SO)  
 Western 7, Eastern 6  
 AHL All-Stars 7, Färjestad BK 2  
 Western 14, Eastern 12  
 Central Division\*\*  
 Central Division

\* only shutout in IHL All-Star Game History

\*\* changed to AHL All-Star Challenge, four divisions playing round-robin 4-on-4, then 3-on-3 in nine-minute games

## WOLVES IN THE ALL-STAR GAME

YEAR	PLAYER	PTS
1994-95	Steve Maltais	2-1-3
1995-96	Steve Maltais	0-0-0
1996-97	Rob Brown	0-0-0
	Steve Maltais	0-1-1
	Troy Murray	0-1-1
1997-98	Kevin Dahl	1-2-3
	Ravil Gusmanov	0-1-1
	Steve Maltais	2-2-4
1998-99	Niklas Andersson	2-1-3
	Pat Jablonski	DNP (injury)
	Steve Maltais	2-2-4
	Chris Marinucci	0-2-2
	Tom Tilley	0-1-1
1999-2000	Steve Maltais	1-0-1
2000-01	Rob Brown	1-1-2
	Guy Larose	1-0-1
	Steve Larouche*	1-2-3
	Steve Maltais	1-1-2
2001-02	J.P. Vigier	0-1-1
2002-03	Garnet Exelby	DNP (injury)
	Kurtis Foster	0-0-0
2004-05	Travis Roche	0-0-0
2005-06	Braydon Coburn	0-1-1
2006-07	Darren Haydar	1-0-1
	Jason Krog	DNP (NHL)
	Nathan Oystriick	0-1-1
	Brett Sterling*	2-2-4
2007-08	Jason Krog	0-1-1
	Joel Kwiatkowski	0-0-0
	Brett Sterling	1-0-1
2008-09	Joe Motzko	0-0-0
2009-10	Brett Sterling	2-0-2
2010-11	Spencer Machacek	1-1-2
	Paul Postma	0-0-0
2011-12	Darren Haydar^	1-0-1
	Kevin Connauton	1-0-1
2012-13	Brett Sterling	DNP (injury)
	Brad Hunt	1-0-1
2014-15	Ty Rattie	3-1-4
2015-16	Pat Cannone*	3-1-4
	Andre Benoit	1-2-3
2016-17	Kenny Agostino	1-2-3
	Vince Dunn	0-1-1
	Brad Hunt	DNP (NHL)

YEAR	GOALTENDER	MIN	SVS-SH
1997-98	Wendell Young	29:17	12 of 16
2003-04	Kari Lehtonen	DNP (injury)	-
2004-05	Kari Lehtonen	20:00	10 of 14
2013-14	Jake Allen	28:28	14 of 14

\* awarded MVP ^ team captain

## ALL-TIME ALL-STAR GAME SCORING

	GP	G	A	PTS
Steve Maltais	7	6	6	12
Brett Sterling	3	5	2	7
Pat Cannone	1	3	1	4
Ty Rattie	1	1	3	4
Niklas Andersson	1	2	1	3
Kenny Agostino	1	1	2	3
Andre Benoit	1	1	2	3
Kevin Dahl	1	1	2	3
Steve Larouche	1	1	2	3
Darren Haydar	2	2	0	2
Rob Brown	2	1	1	2
Spencer Machacek	1	1	1	2
Chris Marinucci	1	0	2	2
Kevin Connauton	1	1	0	1
Brad Hunt	1	1	0	1
Guy Larose	1	1	0	1
Vince Dunn	1	0	1	1
Braydon Coburn	1	0	1	1
Ravil Gusmanov	1	0	1	1
Jason Krog	1	0	1	1
Troy Murray	1	0	1	1
Nathan Oystriick	1	0	1	1
Tom Tilley	1	0	1	1
J.P. Vigier	1	0	1	1

## COACHES IN ALL-STAR GAME

YEAR	COACH	TEAM	RESULT	SCORE
1998	John Anderson	West	W	12-8
2001	John Anderson	Chicago	W	4-0
2003	John Anderson	Canada	W	10-7
2009	Don Granato	PlanetUSA	W	14-11
2015	John Anderson	Western	W	14-12

INTERNATIONAL HOCKEY LEAGUE

1994-2001

CHAMPIONSHIPS

Turner Cup (1998), Turner Cup (2000)

CONFERENCE CHAMPIONS

1998, 2000, 2001

DIVISION TITLES

1998, 1999

ANDY MULLIGAN TROPHY

*Executive of the Year*

Don Levin (1999-2000)

JOHN CULLEN AWARD

*Comeback Player of the Year*

Steve Larouche (1999-2000)

LEO LAMOUREUX MEMORIAL TROPHY

*Regular-Season Scoring Champion*

Rob Brown (1995-96)

Rob Brown (1996-97)

Steve Maltais (1999-2000)

Steve Larouche (2000-01) (tie)

N.R. "BUD" POILE TROPHY

*Playoff MVP*

Alex Semak (1998)

Andrei Trefilov (2000)

IRONMAN AWARD

Steve Maltais (2000)

IHL MAN OF THE YEAR AWARD

*Outstanding Community Service*

Tim Breslin (1996-97)

Chris Marinucci (1998-99)

Wendell Young (2000-01)

PR STAFF OF THE YEAR

Jenni Parmalee/Judd Sirott/Brian Pitts (1996-97 West)

FIRST ALL-STAR TEAM

Steve Maltais (LW, 1994-95)

Rob Brown (RW, 1995-96)

Rob Brown (RW, 1996-97)

Steve Maltais (C, 1998-99)

Steve Maltais (C, 1999-2000)

Niklas Andersson (RW, 2000-01)

Steve Larouche (LW, 2000-01)

SECOND ALL-STAR TEAM

Steve Maltais (LW, 1995-96)

Steve Maltais (LW, 1996-97)

Chris Marinucci (RW, 1998-99)

Tom Tilley (D, 1998-99)

Dallas Eakins (D, 1999-2000)

Bob Nardella (D, 1999-2000)

Niklas Andersson (RW, 1999-2000)

Steve Larouche (LW, 1999-2000)



## AMERICAN HOCKEY LEAGUE

### 2001-PRESENT

#### CHAMPIONSHIPS

Calder Cup (2002), Calder Cup (2008)

#### ROBERT W. CLARKE TROPHY

Western Conference Champions

2002, 2005, 2008

#### DIVISION TITLES

2005, 2008, 2010, 2012, 2014, 2017

#### LES CUNNINGHAM AWARD

Regular-Season MVP

Darren Haydar (2006-07)

Jason Krog (2007-08)

Kenny Agostino (2016-17)

#### JACK A. BUTTERFIELD TROPHY

Playoff MVP

Pasi Nurminen (2002)

Jason Krog (2008)

#### ALDEGE "BAZ" BASTIEN MEMORIAL AWARD

Outstanding Goaltender

Jake Allen (2013-14)

#### DUDLEY "RED" GARRETT MEMORIAL AWARD

Outstanding Rookie

Brett Sterling (2006-07)

#### WILLIE MARSHALL AWARD

Leading Goal Scorer

Brett Sterling (2006-07)

Jason Krog (2007-08)

Wade Megan (2016-17)

#### JOHN B. SOLLENBERGER TROPHY

Regular-Season Leading Scorer

Steve Maltais (2002-03)

Darren Haydar (2006-07)

Jason Krog (2007-08)

Kenny Agostino (2016-17)

#### YANICK DUPRE MEMORIAL AWARD

AHL Man of the Year

Kurtis Foster (2003-04)

#### JAMES H. ELLERY MEMORIAL AWARD

Outstanding Media

Chicago Wolves/Comcast Cable (TV, 2003-04)

Mark Giangreco/ABC-7 Chicago (TV, 2006-07)

#### KEN MCKENZIE AWARD

Outstanding Promotion of a Club

Courtney Mahoney (2008-09)

#### PRESIDENT'S AWARD

Excellence in All Areas Off the Ice

Chicago Wolves (2009-10)

#### JAMES C. HENDY AWARD

Outstanding Executive

Mike Gordon (2012-13)

#### FIRST ALL-STAR TEAM

Travis Roche (D, 2004-05)

Brett Sterling (LW, 2006-07)

Darren Haydar (RW, 2006-07)

Jason Krog (C, 2007-08)

Jake Allen (G, 2013-14)

Kenny Agostino (LW, 2016-17)

Wade Megan (C, 2016-17)

#### SECOND ALL-STAR TEAM

Steve Maltais (LW, 2003-04)

Kari Lehtonen (G, 2004-05)

J.P. Vigier (RW, 2004-05)

Nathan Oystriick (D, 2006-07)

Brett Sterling (LW, 2007-08)

Joel Kwiatkowski (D, 2007-08)

Darren Haydar (RW, 2010-11)

**FIRST GAME**

Oct. 1, 1994, vs. Detroit Vipers

**LOCATION**

at the Palace of Auburn Hills in Michigan

**RESULT**

Detroit 6, Chicago Wolves 5 (SOL)

**FIRST COACHES****HEAD COACH**

Gene Ubriaco

**ASSISTANT COACH**

Alex Roberts

**FIRST STARTING LINEUP****GOALTENDER**

Ray LeBlanc

**DEFENSEMEN**Ted Crowley  
Gordie Roberts**FORWARDS**Brian Wiseman (C)  
Steve Maltais (LW)  
Tim Bergland (RW)**FIRST GOAL**

Ted Crowley (first period, 11:04 at even strength) vs. Detroit Vipers on Oct. 1, 1994

**FIRST ASSISTS**

Gordie Roberts, Steve Maltais on Ted Crowley's goal vs. Detroit Vipers on Oct. 1, 1994

**FIRST PENALTY**

Ray LeBlanc, interference (first period, 7:33) vs. Detroit Vipers on Oct. 1, 1994

**FIRST VICTORY**

Oct. 8, 1994, against Indianapolis Ice, a 3-2 shootout win at the Market Square Arena; Wendell Young was in goal

**FIRST HOME VICTORY**

Oct. 14, 1994, against Detroit Vipers, a 4-2 win; Wendell Young was in goal

**FIRST ROAD VICTORY**Oct. 8, 1994, against Indianapolis Ice, a 3-2 shootout win at the Market Square Arena;  
Wendell Young was in goal**FIRST SHUTOUT**

March 8, 1995, vs. Peoria Rivermen by Ray LeBlanc, who stopped all 50 shots in a 3-0 win

**FIRST SHUTOUT AGAINST**

Feb. 19, 1995, at Peoria Rivermen by Parris Duffus, who stopped all 29 shots in a 3-0 Wolves loss

**FIRST HAT TRICK**

Nov. 23, 1994, at Cleveland Lumberjacks by Steve Maltais in a 7-4 win

**FIRST HAT TRICK AGAINST**

Oct. 9, 1994, vs. Peoria Rivermen by Patrice Tardif in an 8-1 Wolves loss

**FIRST SHORT-HANDED GOAL**

Oct. 1, 1994, at Detroit Vipers by Steve Maltais at the 12:36 mark of the first period in a 6-5 shootout loss

**FIRST POWER-PLAY GOAL**

Oct. 1, 1994, at Detroit Vipers by Steve Maltais at the 10:57 mark of the second period in a 6-5 Wolves shootout loss

## GOALS IN A GAME

### 7 GOALS

vs. Grand Rapids Griffins\* (May 5, 2017)

### 8 GOALS

vs. Milwaukee Admirals (Dec. 22, 2016)

### 9 GOALS

vs. Charlotte Checkers (Oct. 17, 2015)

### 10+ GOALS

10 at Iowa Stars (Dec. 15, 2007)

### 7 GOALS AGAINST

vs. Grand Rapids Griffins (Dec. 15, 2016)

### 8 GOALS AGAINST

at Texas Stars (Nov. 16, 2010)

### 9 GOALS AGAINST

at Grand Rapids Griffins (March 9, 2001)

### 10+ GOALS AGAINST

13 at Las Vegas Thunder (March 15, 1996)

## GOALS IN A PERIOD

### 5 GOALS

third period vs. Milwaukee Admirals (Dec. 22, 2016)

### 6 GOALS

first period vs. Houston Aeros (Feb. 20, 2010)

### 5 GOALS AGAINST

second period vs. Houston Aeros (April 2, 2011)

### 6 GOALS AGAINST

second period at Texas Stars (Nov. 16, 2010)

### 7 GOALS AGAINST

second period vs. Grand Rapids Griffins (Nov. 27, 2010)

## SHOTS ON GOAL

### 50+ SHOTS

50 at Texas Stars (Jan. 9, 2016)

### 60+ SHOTS

60 vs. San Antonio Rampage (Dec. 2, 2006)

### 15 SHOTS

at Rockford IceHogs (Nov. 27, 2015)

### 14 SHOTS

at Hamilton Bulldogs\* (May 25, 2007)

### 13 SHOTS

vs. Abbotsford Heat (Oct. 20, 2010)

### 50+ SHOTS AGAINST

52 at Utica Comets\* (April 29, 2015)

### 15 SHOTS AGAINST

vs. Charlotte Checkers (Oct. 11, 2014)

### 14 SHOTS AGAINST

at Manitoba Moose\* (May 15, 2001)

## POWER-PLAY GOALS IN A GAME

### 4 POWER-PLAY GOALS

vs. Rockford IceHogs (Oct. 29, 2016)

### 5 POWER-PLAY GOALS

vs. Grand Rapids Griffins (Nov. 27, 2010)

### 6 POWER-PLAY GOALS

at Peoria Rivermen (Nov. 4, 2006)

### 8 POWER-PLAY GOALS

vs. Kansas City Blades (March 24, 1996)

### 4 POWER-PLAY GOALS AGAINST

at Charlotte Checkers (Jan. 23, 2016)

### 5 POWER-PLAY GOALS AGAINST

at Texas Stars (Nov. 16, 2010)

## SHORT-HANDED GOALS IN A GAME

### 2 SHORT-HANDED GOALS

vs. Lake Erie Monsters (April 7, 2015)

### 2 SHORT-HANDED GOALS AGAINST

vs. Oklahoma City Barons (April 11, 2015)

### 3 SHORT-HANDED GOALS AGAINST

at Lake Erie Monsters (Feb. 11, 2016)

## DECISIVE SCORES

### 6-GOAL WIN

8-2 vs. Manitoba Moose (Dec. 2, 2015)

### 7-GOAL WIN

7-0 vs. Iowa Stars\* (May 2, 2007)

### 8-GOAL WIN

10-2 at Iowa Stars (Dec. 15, 2007)

### 6-GOAL LOSS

7-1 vs. Grand Rapids Griffins (Dec. 15, 2016)

### 7-GOAL LOSS

8-1 at Milwaukee Admirals (April 9, 2010)

\* playoffs

	GP	G	A	PTS	PIM	POS	NO.	SEASONS
Abeltshauser, Konrad	20	0	5	5	14	D	22	2015-16
Abid, Ramzi	75	34	42	76	165	LW	10	2005-06
Adams, Bryan	64	10	17	27	25	LW	9	2001-02
Agostino, Kenny	65	24	59	83	48	LW	18	2016-17
Agozzino, Andrew	71	18	36	54	57	C/LW	9	2016-17
Aliu, Akim	43	4	5	9	53	RW	12	2010-11
Anderson, Matt	143	30	48	78	58	C	14, 17	2007-10
Andersson, Niklas	183	70	107	177	189	RW	8	1998-2001
Andersson, Peter	42	1	7	8	16	D	5	2012-13
Andronov, Sergey	53	13	13	26	24	LW	17	2013-14
Andrusak, Greg	54	2	23	25	50	D	23	1999-2000
Aquino, Anthony	5	0	0	0	4	RW	7	2002-03
Archibald, Darren	75	13	10	23	57	LW	22	2011-13
Asuchak, Spencer	30	3	1	4	29	LW	26	2015-16
Atcheynum, Blair	7	1	0	1	0	RW	23	2000-01
Atkinson, Josh	2	0	0	0	0	D	2	2016-17
Aucoin, Keith	62	11	32	43	24	C	29	2013-14
Awe, Jon	5	1	3	4	0	D	28	2006-07
Baby, Stephen	179	28	32	60	252	RW	25	2003-07
Baker, Jamie	53	11	34	45	80	C	13, 18, 23	1997-98
Baker, Trevor	1	0	0	0	0	C	9	2000-01
Bancroft, Steve	103	15	51	66	157	D	2, 4	1995-97
Banika, Cory	1	0	0	0	6	RW	6	1998-99
Barbashev, Ivan	111	29	36	65	29	C	22, 32	2015-17
Barney, Scott	53	32	19	51	54	RW	27	2005-06
Barrault, Doug	133	24	39	63	77	RW	12	1995-98
Barton, Brad	6	0	0	0	0	D	18	1996-98
Baumgartner, Nolan	60	2	20	22	31	D	5	2011-12
Beach, Cody	100	9	15	24	424	RW	20	2013-16
Beaulieu, Corey	49	0	7	7	124	D	33	1995-96
Belanger, Jesse	58	17	22	39	28	C	12	2000-01
Bell, Brendan	17	1	9	10	6	D	14	2014-15
Bell, Bruce	8	0	0	0	16	D	5	1997-98
Benoit, Andre	72	8	25	33	26	D	6	2015-16
Berens, Sean	31	4	9	13	34	C	18	1999-2000
Bergland, Tim	361	53	81	134	187	RW	27, 29	1994-99
Bes, Jeff	24	3	5	8	20	C	10	1997-98
Binns, Craig	37	1	3	4	56	D	6	1997-98
Bitz, Byron	24	2	7	9	11	RW	32	2011-12
Black, James	5	6	0	6	0	C	9	1998-99
Blain, Jérémie	41	3	4	7	50	D	5, 38	2012-13, 2015-16
Blais, Samuel	75	26	17	43	58	RW	17	2016-17
Blatchford, Brett	2	0	0	0	0	D	25	2009-10
Blatny, Zdenek	174	27	35	62	207	LW	15	2001-04
Bleackley, Conner	45	2	8	10	8	C	10	2016-17
Blomstrand, Ludwig	8	1	1	2	2	LW	9	2012-13
Blouin, Sylvain	1	0	0	0	2	D	29	1994-95
Bogosian, Zach	5	1	0	1	0	D	22	2008-09
Bohonos, Lonny	62	20	37	57	18	C	18	2004-05
Bolduc, Alexandre	59	18	19	37	82	C	49	2013-14
Bordson, Rob	61	8	15	23	33	LW	27	2014-15
Borzecki, Adam	9	0	0	0	10	D	15	2000-01
Bourque, Phil	77	7	14	21	50	LW/D	92	1996-97

\* playoffs only

	GP	G	A	PTS	PIM	POS	NO.	SEASONS
Bourret, Alex	45	11	21	32	46	RW	32	2006-07
Bouwmeester, Jay	18	6	3	9	12	D	28	2004-05
Brace, Riley	12	1	4	5	4	LW	36	2015-16
Brady, Neil	24	1	1	2	12	C	9	2000-01
Brennan, Kip	60	8	6	14	307	LW	5, 10	2004-05, 2010-11
Breslin, Tim	330	37	82	119	298	LW	16	1994-99
Brimanis, Aris	20	2	2	4	14	D	5	2000-01
Brittain, Josh	2	0	0	0	0	LW	28	2016-17
Broadhurst, Terry	58	8	18	26	14	LW	37	2014-15
Brochu, Stephan	1	0	0	0	0	D	10	1997-98
Brodeur, Mathieu	69	4	11	15	33	D	5	2014-15
Brooks, Alex	50	0	10	10	58	D	12	2008-09
Brown, Rob	369	157	326	483	483	RW	44	1995-97, 2000-03
Buckley, Brendan	1	0	0	0	0	D	4	2009-10
Burish, Adam	36	6	6	12	18	RW	17, 25	2014-15
Butler, Chris	132	10	43	53	91	D	25	2014-17
Butsayev, Yuri	11	7	4	11	0	LW	10	2001-03
Buzek, Petr	4	0	1	1	2	D	4	2001-02
Byrne, Trevor	9	0	0	0	6	D	4	2006-07
Caissy, Christopher	1	0	0	0	0	C	18	2013-14
Campbell, Jim	41	10	13	23	41	RW	17	2003-04
Cannone, Pat	196	50	83	133	72	C	12	2013-16
Caron, Jordan	127	22	39	61	162	RW	27	2015-17
Castonguay, Eric	1	0	0	0	0	F	18	2013-14
Chelios, Chris	46	5	17	22	24	D	7	2009-10
Chelios, Jake	45	1	15	16	36	D	24, 42	2013-15
Chiarot, Ben	1	0	0	0	4	D	36	2009-10
Chorney, Taylor	69	5	20	25	37	D	4	2013-14
Chouinard, Joel	1	0	0	0	2	D	14	2015-16
Clackson, Matt	43	1	1	2	193	LW	26	2011-12
Clark, Brett	42	3	17	20	18	D	5	2001-02
Clark, Darren	1	0	2	2	0	F	2	2000-01
Clark, Emerson	39	4	7	11	69	LW	32, 36	2015-17
Coburn, Braydon	91	7	31	38	177	D	17, 28, 29	2004-07
Colbert, Will	2	0	0	0	2	D	6	2010-11
Combs, Jack	3	0	0	0	0	RW	36	2010-11
Connauton, Kevin	133	20	38	58	125	D	6	2011-13
Cooper, Mark	2	0	0	0	0	F	38	2015-16
Cormier, Patrice	11	2	3	5	14	C	36	2009-11
Corrado, Frank	7	0	3	3	0	D	3, 12	2011-13
Corso, Daniel	29	8	18	26	15	C	9	2003-04
Corvo, Joe	33	8	11	19	14	D	7, 36	2004-05, 2013-14
Courtenay, Ed	47	14	16	30	20	RW	17	1994-95
Crabb, Joey	256	55	84	139	224	RW	15, 18	2006-10
Cracknell, Adam	50	19	19	38	16	C	22, 23, 25	2013-15
Craievich, David	4	0	0	0	2	D	2, 6, 18	1997-99
Crandall, Justin	7	1	1	2	2	RW	14	2015-16
Crawford, Glenn	5	0	2	2	0	LW	15	2000-01
Crossman, Doug	8	1	4	5	2	D	24	1995-96
Crowley, Joe	17	2	1	3	32	LW	10	1994-95
Crowley, Ted	53	8	23	31	68	D	33	1994-95
Cundari, Mark	24	5	8	13	28	D	14	2013-14
Currie, Dan	134	57	44	101	71	LW	29	1995-97

\* playoffs only

	GP	G	A	PTS	PIM	POS	NO.	SEASONS
Daavettila, Trent	1	0	1	1	0	F	15	2012-13
Dahl, Kevin	144	14	23	37	229	D	4	1997-2001
Daniels, Drew	1	0	0	0	0	D	22	2015-16
Davidson, Lee	94	34	51	85	54	C	14	1994-96
Davies, Michael	205	47	52	99	74	F	13	2010-14
Davydov, Evgeny	18	10	12	22	26	RW	26	1994-95
Dawes, Nigel	47	27	17	44	17	LW	15	2010-11
Delmore, Andy	28	5	11	16	10	D	25	2006-07
Denny, Chad	51	6	10	16	43	D	3, 6	2007-09
Desbiens, Guillaume	132	9	11	20	273	RW	12, 21, 29	2005-08, 2012-13
Dessner, Jeff	40	1	11	12	80	D	27	2001-02
Deveaux, Andre	167	34	38	72	531	C	7, 13	2006-08, 2010-11
DiDiomete, Devin	23	2	3	5	57	LW	3, 32	2012-13
Dimitrakos, Niko	17	4	10	14	20	RW	15	2006-07
Dineen, Gord	17	1	2	3	14	D	2	1999-2000
DiPenta, Joe	164	2	25	27	227	D	5	2001-04
Dirk, Robert	31	1	5	6	26	D	22	1996-97
Doell, Kevin	375	68	105	173	414	C	21	2004-08, 2009-10, 2011-12
Donnelly, Gord	59	3	5	8	144	D	34	1996-97
Dorich, Al	1	0	0	0	0	D	24	2010-11
Doty, Jacob	71	6	9	15	202	RW	28, 32	2014-17
Dreger, Barry	2	0	0	0	9	D	4	2001-02
Drury, Ted	68	21	21	42	53	C	3	2000-01
Duberman, Justin	13	1	3	4	39	RW	23	1994-95
Dubois, Eric	45	2	8	10	39	D	18	1995-96
Duco, Mike	56	11	13	24	59	LW	17	2011-12
Duffy, Jack	127	4	22	26	181	D	4	1994-96
Dumont, J.P.*	10	4	1	5	6	RW	28	1998-99
Dunn, Vince	72	13	32	45	71	D	6	2016-17
Dupuis, Guy	4	0	0	0	6	D	3	1999-2000
Dwyer, Jeff	10	0	2	2	6	D	4	2004-06
Dwyer, Pat	73	16	29	45	49	RW	8	2005-06
Eager, Ben	26	0	2	2	86	LW	29, 39	2014-15
Eakins, Dallas	260	14	68	82	290	D	4, 6, 8, 24	1998-2003
Ebbett, Andrew	37	11	21	32	10	C	24	2012-13
Edmundson, Joel	100	8	12	20	172	D	3	2013-16
Ellington, Taylor	1	0	0	0	0	D	36	2011-12
Ellis, Morgan	74	9	21	30	36	D	4	2016-17
Embach, Mike	4	0	0	0	0	LW	22	2015-16
Emmett, Rick	1	0	0	0	0	D	5	1997-98
Erixon, Sebastian	30	1	7	8	10	D	2	2011-12
Esposito, Angelo	70	3	14	17	37	C	6, 18, 22	2007-08, 2009-11
Evans, Frank	26	3	4	7	49	D	3	1994-95
Exelby, Garnet	128	6	10	16	397	D	2	2001-03
Fabbri, Robby	3	1	3	4	2	C	13	2014-15
Fahey, Brian	151	25	41	66	204	D	2	2006-08
Fairchild, Cade	33	2	19	21	18	D	2	2013-14
Farkas, Jeff	24	5	12	17	14	C	10	2002-03
Farrell, Brian	22	5	5	10	16	LW	18, 29	1996-97
Featherstone, Glen	195	18	49	67	452	D	19	1998-2001
Felsner, Denny	39	10	12	22	4	RW	10	1996-97
Fermoye, Andy	1	0	0	0	2	D	27	2002-03

\* playoffs only

	GP	G	A	PTS	PIM	POS	NO.	SEASONS
Ferraro, Chris	25	7	18	25	40	C	12	1999-2000
Ferraro, Landon	22	7	8	15	12	C	13	2016-17
Ferriero, Benn	39	2	5	7	12	RW	21	2014-15
Festerling, Brett	5	0	0	0	0	D	26	2010-11
Filangieri, Tim	10	0	1	1	6	D	17	2009-10
Flache, Paul	70	5	14	19	184	D	2	2003-05
Forney, Michael	12	0	2	2	0	LW	17, 36	2009-11
Foster, Kurtis	181	32	55	87	313	D	4	2001-04
Fox, Jordan	1	0	0	0	0	F	18	2008-09
Fraser, Colin	59	9	8	17	67	C	24	2014-15
Fraser, Curtis*	4	0	0	0	0	F	6	2006-07
Frederick, Joe	8	1	1	2	14	RW	10	1996-97
Fretter, Colton	8	1	3	4	2	C	32	2007-08
Friesen, Alex	118	4	13	17	69	C/LW	8, 26	2012-13, 2016-17
Friesen, Dustin	19	1	2	3	4	D	10	2011-12
Galivan, Patrick	24	2	5	7	4	LW	13, 21	2009-11
Gamache, Simon	118	42	52	92	52	C/LW	9, 25	2001-04
Garbutt, Ryan	65	19	18	37	118	C	28	2010-11
Gervais, Bryce	70	17	10	27	39	C/LW	2, 26	2015-17
Gillingham, Todd	54	8	11	19	208	LW	45	1994-95
Giroux, Alexandre	44	19	22	41	47	C	18	2007-08
Godfrey, Josh	4	0	1	1	0	D	17	2010-11
Godynuk, Alexander	50	5	11	16	85	D	25	1997-98
Gordon, Andrew	64	21	14	35	59	RW	9, 10	2011-13
Gosselin, Steve	204	12	53	65	362	D	23	1994-97, 1998-99
Gratton, Josh	21	0	2	2	60	LW	3, 4	2009-10
Grenier, Alexandre	4	0	0	0	2	RW	17	2012-13
Gretzky, Brent	41	9	19	28	15	C	34, 49	1998-2000
Groulx, Danny	13	2	4	6	4	D	7	2012-13
Gusmanov, Ravil	56	27	28	55	26	RW	34	1997-98
Hakanpaa, Jani	118	5	11	16	80	D	6	2013-15
Hamilton, Jeff	50	16	37	53	18	RW	18	2008-09
Hamilton, Mike	30	3	2	5	29	LW	13	2008-09
Hanson, Christian	63	5	11	16	32	C	32	2013-14
Hanson, Greger	2	0	0	0	2	RW	2	2016-17
Harkins, Todd	52	18	25	43	136	C	26	1994-95
Harlock, David	24	2	9	11	28	D	28	2001-02
Harper, Shane	138	45	38	83	22	RW	9	2013-15
Harrold, Peter	70	1	23	24	24	D	7	2015-16
Hartigan, Mark	55	15	31	46	43	C	3	2002-03
Hauer, Brett	81	10	30	40	50	D	5	1996-97
Hawgood, Greg	150	14	74	88	112	D	38	2003-05
Haydar, Darren	342	128	240	368	257	RW	20	2006-08, 2010-13
Hayes, Eriah	39	6	5	11	43	RW	17	2015-16
Healey, Eric	71	31	20	51	52	LW	10	2003-04
Hehr, Jason	3	1	0	1	0	D	5	1997-98
Heins, Shawn	58	12	19	31	120	D	27	2003-04
Helenius, Sami	4	0	0	0	11	D	6, 24	1998-99
Henry, Jordan	16	0	2	2	10	D	8	2011-12
Herperger, Chris	7	1	1	2	14	C	27	2002-03
Hlinka, Martin	1	0	0	0	0	LW	25	1999-2000
Hodgman, Justin	15	0	6	6	21	C	9	2015-16
Hoffman, Mike	61	2	2	4	89	RW	36	2008-09

\* playoffs only

	GP	G	A	PTS	PIM	POS	NO.	SEASONS
Holzapfel, Riley	202	32	50	82	88	C	9, 36	2007-11
Hordichuk, Darcy	34	5	4	9	127	LW	29	2001-02
Houde, Eric	30	2	4	6	10	C	15	2000-01
Hughes, Ryan	14	2	6	8	12	C	14	1996-97
Hunt, Brad	102	14	53	67	36	D	2, 39	2011-13, 2016-17
Hunt, Jamie	69	8	15	23	31	D/F	24	2009-11
Huxley, Adam	18	0	1	1	57	LW	38	2010-11
Insana, Jon	21	0	4	4	24	D	2, 4	2006-07, 2008-09
Janik, Doug	9	1	2	3	8	D	5	2013-14
Jaskin, Dmitrij	63	20	26	46	63	LW	22	2013-16
Jensen, Nicklas	26	6	2	8	14	RW	36	2011-13
Jobin, Frederick	2	0	0	0	0	D	2	2000-01
Joslin, Derek	53	2	8	10	40	D	7	2012-13
Kacir, Marian	29	4	6	10	6	RW	29	1994-95
Kaczowka, David	1	0	0	0	0	LW	28	2001-02
Kaip, Rylan	110	5	9	14	76	C	20	2008-10
Karlsson, Andreas	57	18	34	52	27	C	28	2001-03
Kassian, Zack	29	8	13	21	61	RW	32	2012-13
Kattelus, Eric	45	3	10	13	30	F	8, 18	2012-14
Keller, Aaron	23	1	3	4	4	D	15	1996-97
Kempfer, Mick	35	2	5	7	26	D	18	1994-95
Kidd, Ian	22	2	0	2	20	D	2	1994-95
King, Kris	15	2	4	6	19	LW	9	1999-2000
Klingberg, Carl	8	1	0	1	6	LW	24	2010-11
Kloucek, Tomas	33	0	1	1	94	D	3	2005-06
Koch, Paul	162	5	27	32	218	D	3	1996-99
Konroyd, Steve	16	2	2	4	4	D	5	1994-95
Korolev, Evgeny	4	0	1	1	0	D	15	2000-01
Kozek, Andrew	131	21	15	36	81	LW	22, 26	2008-11
Kristo, Danny	79	25	25	50	31	RW	7, 29	2015-17
Krog, Jason	282	98	244	342	106	C	10	2006-08, 2009-11
Krug, Matt	1	0	0	0	0	D	24	2010-11
Kruse, Paul	71	8	12	20	180	LW	28	2000-01
Kulda, Arturs	197	12	46	58	188	D	32	2007-11
Kwiatkowski, Joel	59	21	29	50	119	D	8	2007-08
Kyrou, Jordan	1	0	0	0	0	C	23	2016-17
Labrie, Hubert	15	2	2	4	20	D	26	2015-16
Lacroix, Daniel	61	3	10	13	194	C	32	1999-2000
Lafrance, Darryl	89	17	19	36	38	RW	15, 25	1995-97
Lain, Kellan	13	0	0	0	6	F	39	2012-13
Langager, Jay	5	0	0	0	4	D	17	2001-02
Larose, Cory	143	48	98	146	119	C	9	2004-05, 2006-07
Larose, Guy	251	44	71	115	256	C	17	1998-2002
Larouche, Steve	203	84	144	228	168	C	6, 10	1997-2001
Larsen, Brad	81	27	23	50	120	LW	17	2004-06
LaVallee, Jordan	219	55	52	107	257	LW	17, 14	2006-09
Lawrence, Mark	48	12	12	24	58	RW	24, 25	1999-2001
Lee, Brian	4	0	0	0	6	D	10	2006-07
Lehman, Scott	104	4	10	14	225	D	7, 28, 38	2006-10
Leroux, Jean-Yves*	10	1	1	2	18	LW	26	1998-99
Lessard, Francis	93	6	9	15	389	RW/D	13, 22	2001-03, 2005-06
Lessard, Junior	41	6	5	11	10	RW	27	2008-09
Levakari, Pauli	6	0	1	1	12	D	33	2002-03

\* playoffs only



	GP	G	A	PTS	PIM	POS	NO.	SEASONS
Lewis, Grant	123	3	38	41	139	D	25, 38	2007-10
Lievers, Brett	1	0	0	0	0	C	23	1999-2000
Lindbohm, Petteri	148	17	28	45	166	D	4, 14	2014-17
Lindsay, Bill	13	3	5	8	8	LW	12	2003-04
LiPuma, Chris	140	2	19	21	468	D	29	1998-2001
Little, Bryan	34	9	16	25	10	C	28	2007-08
Loach, Lonnie	1	0	0	0	0	LW	12, 33	1999-2000
Locke, Corey	36	6	19	25	16	C	84	2013-14
Loney, Ty	20	4	5	9	4	RW	38	2016-17
Longpre, Nathan	186	19	35	54	39	F	9, 17, 26	2011-15
Lutz, Nathan	6	0	0	0	0	D	12	2004-05
MacDonald, Kevin	150	3	18	21	664	D	19	1994-96
MacEachern, Mackenzie	55	5	6	11	8	LW	15	2016-17
Machacek, Spencer	223	64	86	150	136	RW	8	2008-11
MacKenzie, Derek	377	83	101	184	441	C	24	2001-07
Mackey, Dave	45	5	2	7	54	LW	26	1999-2000
Malkoc, Dean	62	2	8	10	130	D	24	1999-2000
Mallet, Alex	18	0	1	1	7	C	27	2012-13
Malone, Brad	19	4	4	8	6	C	28, 40	2016-17
Maloney, Brian	218	32	40	72	374	LW	19, 20	2002-06
Maloney, Darren	8	0	0	0	6	D	41	1996-97
Maltais, Steve	839	454	497	951	1,061	LW	11	1994-2005
Mancari, Mark	113	39	50	89	62	RW	24	2011-12, 2013-14
Maneluk, Mike	10	2	2	4	11	LW	14	2000-01
Marchesi, Scott	2	0	0	0	0	D	2	2008-09
Marinucci, Chris	240	99	121	220	77	C	15	1997-2000
Marsh, Tyson	29	1	5	6	29	D	6	2008-09
Marshall, Bob	2	0	0	0	0	D	24	1997-98
Martin, Matt	78	7	22	29	95	D	27, 41	1997-98
Martin, Neal	8	0	1	1	2	D	9, 24	1998-99
Martins, Steve	262	64	129	193	307	C	14, 26	1997-98, 2000-01, 2006-09
Matheson, Mark	197	17	52	69	36	D	25	2010-13
Matson, Taylor	7	1	1	2	4	C	22, 36	2011-13
Matsumoto, Jon	5	1	0	1	0	C	28	2012-13
Maxwell, Ben	2	0	1	1	0	C	12	2010-11
McBain, Mike	13	0	1	1	2	D	18	2000-01
McCarthy, John	25	5	3	8	11	LW	17	2014-15
McCarthy, Steve	25	2	5	7	28	D	36	2009-10
McGill, Bob	8	0	0	0	6	D	25	1995-96
McKenzie, Ian	2	0	0	0	7	RW	17, 23	2010-11
McNeill, Reid	47	2	6	8	46	D	5	2016-17
McParland, Steven	3	0	1	1	4	RW	7	2016-17
McRae, Philip	67	15	18	33	21	C	10	2014-15
Medak, Judd	9	2	2	4	6	RW	26	2002-03
Megan, Wade	73	33	33	66	57	C	12	2016-17
Melanson, Dean	42	1	7	8	80	D	23	2000-01
Melas, Mike	3	0	1	1	0	C	9	1998-99
Milam, Troy	33	4	17	21	26	D	4, 8	2005-07
Miller, Kevin	30	11	20	31	8	RW	14	1998-99
Miller, Kenton	6	0	0	0	2	C	36	2012-13
Miller, Kip	110	30	81	111	80	C	9	1996-97, 2005-06
Miller, Tim	168	32	32	64	153	F	14	2010-14

\* playoffs only

	GP	G	A	PTS	PIM	POS	NO.	SEASONS
Mills, Craig	5	0	0	0	14	RW	9, 24	1998-99
Mills, Dylan	2	0	0	0	0	D	27	2002-03
Miskovic, Zach	15	2	1	3	9	D	3	2012-13
Mizzi, Preston	1	1	0	1	0	C	29	2005-06
Morrison, Justin	58	22	17	39	38	RW	12	2005-06
Motzko, Joe	97	35	43	78	98	RW	3, 18, 21	2007-09
Mullen, Patrick	2	0	0	0	0	O	8	2012-13
Murray, Troy	81	21	29	50	63	C	19	1996-97
Musil, Adam	2	0	0	0	0	C	28	2016-17
Mylymok, Jeremy	74	4	8	12	202	D	5	1997-2000
Nagy, Gergo	8	0	2	2	2	C	18, 25, 49	2013-15
Nardella, Bob	476	59	239	298	331	D	4, 7	1994-95, 1997-2004, 2005-06
Naumenko, Nick	39	1	16	17	29	D	18	2005-06
Nedomlel, Richard	12	0	2	2	4	D	17, 38	2015-16
Negrin, John	1	0	1	1	0	D	7	2012-13
Nesbitt, Derek	9	1	1	2	0	LW	15	2013-14
Nielsen, Chris	18	3	4	7	4	C	26	2002-03
Nielsen, Evan	8	1	0	1	6	D	12, 27	2002-05
Nightingale, Jared	48	2	5	7	88	D	3, 6	2007-08, 2015-17
Noonan, Brian	162	51	64	115	183	RW	16	1999-2001
Norwood, Lee	21	2	6	8	26	D	24	1995-96
O'Dell, Eric	3	0	0	0	0	C	25	2009-10
Oates, Matt	8	0	3	3	2	LW	5	1997-98
Oberg, Evan	60	6	19	25	62	D	27	2013-14
O'Brien, Zach	62	8	11	19	0	RW	10	2015-16
Odegaard, Henrik	1	0	0	0	2	D	2	2013-14
Olczyk, Ed	7	2	2	4	6	C	24	1998-99
Oreskovich, Victor	28	6	6	12	26	RW	38	2011-12
Oystriick, Nathan	205	37	77	114	317	D	22	2005-08, 2009-10
Paajarvi, Magnus	69	22	32	54	10	C/LW	14, 23	2014-17
Painchaud, Chad	22	1	2	3	13	RW	27	2007-08
Pankewicz, Greg	45	9	16	25	164	RW	14	1995-96
Paquette, Danick	4	0	0	0	12	RW	28	2008-09
Paradise, Dave	11	3	2	5	12	C	24	1997-98
Parayko, Colton	17	4	3	7	6	D	2, 36	2014-15
Parent, Ryan	22	1	5	6	31	D	7	2011-12
Pearson, Scott	217	76	44	120	503	LW	22	1997-2000
Pellerin, Brian	81	8	9	17	228	RW	10	1994-96
Penn, Shawn	62	3	7	10	208	LW	33	1996-97
Perrault, Kelly	8	0	3	3	6	D	2	1996-97
Peters, Colin	1	0	0	0	0	D	27	2004-05
Petit, Michel	23	2	3	5	26	D	5	2000-01
Petrecki, Nick	3	0	0	0	7	D	2	2015-16
Petrovicky, Robert	23	13	10	23	22	C	18	2000-01
Petrunin, Andrei	7	0	1	1	2	RW	24	1998-99
Pettersson, Fredrik	67	11	21	32	46	LW	29	2010-11
Phillips, Dave	1	0	0	0	0	D	14	2010-11
Phillips, Zack	9	0	0	0	6	C	23	2015-16
Pilar, Karel	45	2	24	26	48	D	6, 24	2007-08
Pinizzotto, Steve	24	4	8	12	29	C	9	2012-13
Pion, Richard	2	0	0	0	0	RW	25	1994-95
Piros, Kamil	166	39	59	98	52	C	18	2001-04

\* playoffs only

	GP	G	A	PTS	PIM	POS	NO.	SEASONS
Pivetz, Mark	1	0	0	0	0	D	34	1998-99
Plante, Dan	306	58	49	107	292	RW	25, 27, 32	1998-02
Plante, Derek	4	2	1	3	2	C	14	1999-2000
Pochiro, Zach	1	0	0	0	0	C	14	2015-16
Pohl, Johnny	66	20	33	53	12	C	27	2009-10
Polasek, Adam	70	2	15	17	54	D	3, 27	2011-13
Pomichter, Mike	2	0	0	0	0	LW	15	1996-97
Ponich, Brett	14	0	3	3	26	D	5, 10	2013-14
Popovic, Mark	138	28	50	78	117	D	7	2005-07
Porter, Chris	38	7	11	18	37	LW	10	2013-14
Pospisil, Tomas	42	1	3	4	16	LW	25, 28	2007-09
Postma, Paul	132	27	47	74	44	D	2	2009-11
Pothier, Brian	39	6	13	19	30	D	17	2001-02
Potvin, Marc	81	4	8	12	170	RW/D	9	1997-98
Pozzo, Kevin	51	3	6	9	97	D	6	1995-96
Price, Jeremy	5	0	1	1	4	D	3	2012-13
Proulx, Hugo	1	0	0	0	0	C	24	1997-98
Purdie, Brad	61	14	22	36	28	C	24	1996-97
Rattie, Ty	215	71	70	141	79	RW	7, 8, 20	2013-17
Rebek, Jeremy	2	0	0	0	0	D	27	2002-03
Redmond, Zach	3	0	0	0	4	D	15	2010-11
Register, Matt	6	0	4	4	2	D	2	2014-15
Regner, Brent	141	9	45	54	72	D	6, 28	2012-15
Reid, Ryan	2	0	0	0	0	D	36	2007-08
Reid, Shawn	3	0	0	0	2	D	24	1997-98
Reinprecht, Steve	57	13	30	43	14	C	29	2011-12
Reirden, Todd	88	3	12	15	147	D	2, 21, 41	1995-97
Remackel, Chad	3	0	1	1	0	LW	18	1997-98
Rissmiller, Patrick	6	1	0	1	6	LW	36	2010-11
Rivers, Jamie	69	4	24	28	72	D	24	2008-09
Rivers, Shawn	89	11	33	44	91	D	24	1994-96
Roberts, Gordie	68	6	22	28	80	D	21	1994-95
Robinson, Todd	2	0	1	1	0	C	18	2000-01
Roche, Travis	132	20	69	89	132	D	77	2004-06
Rochon, Patrick	1	0	0	0	2	D	2	1998-99
Rodgers, Marc	11	5	5	10	22	RW	8, 24	1997-98
Rodin, Anton	111	14	27	41	40	F	15	2011-13
Rohlicek, Jeff	18	4	4	8	13	C	44	1994-95
Ross, Jared	169	32	75	107	89	C	6, 18, 26	2005-07, 2010-11
Rossiter, Kyle	45	1	6	7	68	D	18, 29	2003-05
Roussel, Antoine	61	4	5	9	177	LW	27	2011-12
Rushton, Jason	2	0	0	0	10	RW	29	1994-95
Safronov, Kirill	73	5	21	26	39	D	29	2001-04
Salmela, Anssi	2	0	0	0	0	D	3	2008-09
Sanford, James	7	0	1	1	6	D	13	2008-09
Sanford, Zach*	2	0	0	0	0	C	23	2016-17
Santala, Tommi	117	23	62	85	117	LW	22, 29	2003-05
Sauve, Yann	90	3	8	11	88	D	4	2011-13
Schmaltz, Jordan	113	9	52	61	46	D	24	2015-17
Schell, Brad	22	3	4	7	2	C	6, 10, 17, 29	2005-07
Schneider, Stefan	78	6	10	16	18	F	28	2011-13
Schroeder, Jordan	118	33	44	77	32	C	18	2011-13
Schultz, Jesse	80	26	40	66	43	RW	9	2007-08

\* playoffs only

	GP	G	A	PTS	PIM	POS	NO.	SEASONS
Scott, Blair	14	0	2	2	32	D	33	1995-96
Secord, Al	106	21	28	49	303	LW	20	1994-96
Seitz, Dave	7	1	2	3	2	C	9	1998-99
Selivanov, Alexander	14	4	1	5	8	LW	23	1994-95
Sellars, Luke	105	8	21	29	276	D	22, 32	2001-04
Selleck, Eric	18	3	2	5	70	LW	25	2013-14
Selman, Justin	24	2	2	4	8	C	14, 36	2015-17
Semak, Alexander	67	26	35	61	90	C/RW	33	1997-98
Serov, Vlad	4	0	1	1	2	LW	15	2000-01
Sgroi, Mike	4	0	0	0	7	LW	26	2001-02
Shannon, Darrin	9	1	3	4	6	LW	25	1999-2000
Sharrow, Jimmy	89	6	31	37	55	D	2, 3	2005-07
Shattock, Tyler	61	6	14	20	38	RW	21	2013-14
Shaw, David	30	0	10	10	23	D	2	2000-01
Shields, David	97	5	16	21	31	D	7	2013-15
Siddall, Matt	20	0	1	1	19	RW	18, 22, 38	2008-09
Sifers, Jaime	68	4	18	22	66	D	4	2010-11
Siklenka, Mike	36	3	10	13	38	D	5	2010-11
Simon, Ben	196	37	50	87	192	C	8	2001-03, 2004-05
Simpson, Reid	14	0	2	2	35	LW	4	2009-10
Sipotz, Brian	369	9	45	54	217	D	5	2004-10
Skalde, Jarrod	64	15	37	52	71	C	10	2001-02
Skinner, Brett	37	3	20	23	4	D	27	2008-09
Slater, Jim	7	0	2	2	2	C	29, 24	2005-06, 2007-08
Smyth, Adam	5	0	0	0	13	LW	22, 27	2004-06
Smyth, Greg	15	1	3	4	53	D	3	1995-96
Snyder, Dan	91	22	36	58	154	C	19	2001-03
Soares, Josh	3	0	0	0	2	F	18	2008-09
Sol, Cody	1	0	0	0	0	D	36	2009-10
Somma, Sergio	5	1	1	2	0	F	21	2010-11
Sopel, Brent	29	1	7	8	46	D	55	2014-15
Sova, Joe	3	0	0	0	2	D	14	2014-15
Stapleton, Tim	77	31	32	63	20	RW	23	2009-11
Stefan, Patrik	5	3	0	3	0	C	26	2001-02
Stepp, Joel	1	0	0	0	0	LW	29	2005-06
Sterling, Brett	363	178	159	337	424	LW	29	2006-10, 2012-13, 2016-17
Stevenson, Grant	59	10	11	21	31	C	10	2008-09
Stewart, Anthony	77	12	19	31	67	RW	6, 13	2009-10
Stewart, Glenn	19	8	6	14	4	LW	23, 24	1998-99, 2000-01
Stewart, Greg	9	1	0	1	39	LW	18	2009-10
Stewart, Karl	207	48	58	106	596	LW	6	2003-06
Strong, Dean	5	0	3	3	2	F	29	2011-12
Stuart, Colin	284	51	41	92	235	LW	23	2004-09
Swartvadet, Per	3	0	0	0	2	LW	17	2002-03
Swanson, Brian	70	13	34	47	30	C	21	2003-04
Sweatt, Bill	137	31	39	70	36	LW	23	2011-13
Tamer, Chris	14	0	3	3	16	D	2	2005-06
Tanev, Chris	63	2	24	26	12	D	12	2011-13
Tansey, Kevin	19	1	2	3	21	D	2	2016-17
Tapper, Brad	98	24	34	58	130	RW	14	2001-04
Taylor, Justin	14	2	2	4	7	C	4	2008-09
Taylor, Mike	43	8	16	24	60	C	14	1996-97

\* playoffs only

	GP	G	A	PTS	PIM	POS	NO.	SEASONS
Testwuide, J.P.	23	0	1	1	15	D	8	2011-12
Thompson, Tage	16	1	1	2	2	C/LW	32, 39	2016-17
Tibbetts, Billy	46	20	22	42	249	RW	14	2005-06
Tilley, Tom	231	17	141	158	133	D	21	1997-01
Tkatch, Stas	1	0	0	0	0	RW	34	1998-99
Tobler, Ryan	58	13	18	31	143	LW	17	2002-03
Toporowski, Kerry	51	1	4	5	231	D	77	1996-97
Torquato, Zack	22	2	1	3	17	C	9	2015-16
Trebil, Dan	6	0	2	2	4	D	5	2000-01
Tremblay, J.F.	1	0	0	0	0	D	5	2000-01
Trudeau, Roger	2	0	0	0	0	LW	17	2001-02
Trudel, Jean-Guy	6	1	2	3	2	C	23	1996-97
Trupp, Evan	59	7	15	22	17	C	13	2015-16
Ustrnul, Libor	68	1	3	4	129	D	3, 25, 26	2001-05
Van Buskirk, Ryan	27	1	4	5	33	D	27	2004-05
Valabik, Boris	174	4	25	29	609	D	3, 4, 6, 27	2006-11
Vandermeer, Jim	34	5	5	10	66	D	12	2012-13
Vannelli, Tommy	7	0	1	1	8	D	2	2015-16
Vaughan, Scooter	128	9	17	26	87	D	21	2015-17
Veilleux, Yannick	140	17	20	37	162	LW	18, 20, 25	2013-16
Vernace, Mike	47	2	10	12	29	D	12	2009-10
Vial, Dennis	79	2	7	9	299	LW/D	2, 10, 18	1997-2000
Vigier, J.P.	201	83	84	167	136	RW	16	2001-03, 2004-05
Vishnevskiy, Ivan	28	2	10	12	10	D	38	2009-10
Walman, Jake	7	2	1	3	2	D	37	2016-17
Walsh, Travis	3	0	0	0	4	D	22	2015-16
Walters, Greg	68	5	11	16	364	LW	44, 77	1994-96
Wannstrom, Sebastian	73	8	14	22	32	RW	38	2013-15
Wanvig, Kyle	26	10	11	21	61	RW	13	2006-07
Weaver, Mike	169	7	24	31	188	D	23	2001-04
Wedderburn, Tim	139	0	16	16	117	D	15	2004-07
Weiss, Stephen	18	7	9	16	12	C	12, 14	2004-05
Welch, Noah	87	3	15	18	98	D	3	2009-11
Weller, Craig	14	0	3	3	21	RW	12	2009-10
Welsh, Jeremy	149	35	34	69	86	C	15	2014-16
Werenka, Darcy	12	2	5	7	10	D	41	1995-96
White, Todd	25	11	13	24	8	C	6, 12	1998-99
Willett, Paul	3	0	0	0	0	C	14	1998-99
Wilson, Clay	37	6	18	24	10	D	38	2008-09
Wiseman, Brian	148	50	110	160	169	C	9	1994-96
Wisniewski, James	21	4	7	11	30	D	20	2016-17
Yarema, Brendan	63	16	17	33	151	C	28	2003-04
Young, Clayton	21	2	7	9	54	C	33	1994-95
Young, Gus	6	0	1	1	26	D	38	2016-17
Zmolek, Doug	2	0	0	0	2	D	2	2000-01
Zubarev, Andrey	51	3	10	13	28	D	27	2010-11

\* playoffs only

## REGULAR SEASON

	GP	MIN	AVG	W	L	T	OT/SOL	SO	GA	SVS	SV%	NO.	SEASONS
Allen, Jake	52	3,138:21	2.03	33	16	0	3	7	106	1,361	.928	35	2013-14
Beauregard, Stephane	18	917:34	3.20	10	6	0	0	1	49	364	.881	35	1997-98
Berkhoel, Adam	12	585:09	3.69	3	7	0	0	0	36	2,678	.881	31, 35	2004-06
Binnington, Jordan	119	6,839:32	2.62	59	40	0	17	6	299	3,078	.912	30, 35	2013-17
Brathwaite, Fred	53	3,179:02	2.68	32	15	0	5	2	142	1,371	.906	30, 40	2006-08
Cannata, Joe	15	806:55	2.60	7	6	0	0	0	35	382	.916	35	2011-13
Carrozzi, Chris	1	64:50	5.55	0	1	0	0	0	6	21	.778	30	2010-11
Caruso, Dave	1	35:32	6.75	1	0	0	0	0	4	18	.818	35	2006-07
Cassivi, Frederic	67	3,707:15	2.75	31	22	7	0	1	170	1,760	.912	35	2001-04
Climie, Matt	145	8,341:18	2.52	70	60	0	8	9	351	3,753	.914	33	2011-15
Copley, Phoenix	62	3,540:17	2.59	30	22	0	6	4	153	1,610	.913	31	2015-17
DiPietro, Rick	14	778:28	3.39	4	5	0	2	0	44	324	.880	37	2000-01
Fankhouser, Scott	4	197:25	3.96	1	2	1	0	0	13	100	.885	30, 35	2001-02, 2004-05
Ford, Chad	1	43:37	1.38	0	0	0	0	0	1	18	.947	30	2000-01
Garnett, Michael	116	6,356:41	3.05	56	40	2	5	4	323	2,848	.898	30, 33	2002-07
Gherson, Robert	36	1,862:55	2.67	17	12	0	0	2	83	807	.907	33	2007-09
Healy, Glenn	10	597:08	3.32	6	3	0	1	0	33	265	.889	31	1998-99
Hillebrandt, Jon	2	53:00	4.46	0	1	0	0	0	4	24	.857	35	1996-97
Hnilicka, Milan	15	838:10	2.36	11	2	1	0	1	33	390	.922	33	2002-03
Hurme, Jani	6	313:33	3.64	2	4	0	0	0	19	111	.854	30	2005-06
Husso, Ville	22	1266:59	2.37	13	6	0	2	1	56	578	.920	30	2016-17
Jablonski, Pat	40	2,235:28	3.30	22	11	0	7	1	123	1,055	.895	31, 39	1994-95, 1998-99
Lack, Eddie	59	3,463:17	2.46	28	22	0	4	5	142	1,621	.919	31	2011-13
LaGrand, Scott	2	77:55	2.31	1	0	0	0	0	3	29	.906	35	1998-99
Larivee, Francis	1	60:00	5.00	0	1	0	0	0	5	27	.844	31	1998-99
LeBlanc, Ray	127	6,628:56	3.29	53	45	0	10	3	363	3,227	.899	30	1994-98
Legace, Manny	6	317:30	3.21	2	2	0	1	1	17	149	.898	35	2009-10
Lehtonen, Kari	102	5,941:48	2.33	61	33	2	4	8	231	2,923	.927	34	2003-05, 2007-08, 2009-10
Lundstrom, Niklas	5	166:40	2.52	1	1	0	0	0	7	70	.909	31, 35	2014-16
Krahn, Brent	13	738:04	2.11	6	6	0	0	2	26	314	.917	30	2008-09
MacIntyre, Drew	61	3,380:49	2.66	32	22	0	3	3	150	1,579	.913	30, 35	2009-11
Mannino, Peter	80	4,258:17	2.75	42	22	0	5	2	195	1,872	.906	33	2009-11
Maracle, Norm	100	5,713:30	2.89	43	43	10	0	5	275	2,649	.906	34	2001-03
Naumenko, Gregg	3	177:27	2.37	1	2	0	0	0	7	54	.885	35	2005-06
Nurminen, Pasi	20	1,165:29	2.93	9	9	1	0	2	57	535	.904	31	2001-02
Pasquale, Edward	24	1,371:56	2.91	11	11	0	1	1	67	604	.900	31	2010-11
Passmore, Steve	6	339:47	3.88	2	2	0	2	0	22	187	.895	30	2000-01
Pavelec, Ondrej	93	5,507:55	2.69	51	37	0	5	5	247	2,548	.912	30, 31	2007-09, 2010-11
Richards, Mark	7	349:37	2.75	5	1	0	0	0	16	148	.902	18	1997-98
Shields, Steve	4	240:01	2.25	2	2	0	0	0	9	83	.902	30	2005-06
Shulmistra, Richard	29	1,615:37	1.89	20	8	0	0	4	51	763	.937	30	2000-01
Sjerven, Grant	7	251:48	4.29	0	3	0	1	0	18	115	.865	31	1994-95
Tabaracci, Rick	2	119:51	4.51	1	1	0	0	0	9	62	.873	1	1994-95
Tallas, Robbie	3	87:16	4.13	0	1	0	0	0	6	34	.850	35	2000-01
Tarkki, Tuomas	31	1,685:20	3.24	13	10	0	4	1	91	719	.888	35	2005-06
Trefilov, Andrei	37	2,060:29	2.36	21	9	0	3	3	81	924	.919	30	1999-2000
Turple, Dan	14	699:01	2.92	5	8	0	0	0	34	330	.897	35	2008-09
Wilkinson, Derek	1	60:00	5.00	0	0	0	1	0	5	38	.884	31	1999-2000
Young, Wendell	322	17,912:73	3.19	169	104	0	31	16	951	8,467	.899	1	1994-2001

\* beginning with 2014-15 season, losses after 60 minutes (overtime and shootout) were moved from loss column to OT/SOL column

***POSTSEASON***

	GP	MIN	AVG	W	L	SO	GA	SVS	SV%	NO.	SEASONS
Allen, Jake	9	513:15	3.27	3	6	1	28	204	.879	35	2013-14
Beauregard, Stephane	14	820:16	2.63	10	4	1	36	314	.897	35	1997-98
Binnington, Jordan	6	397:51	2.11	2	3	0	14	220	.940	30, 35	2014-15, 2016-17
Brathwaite, Fred	5	259:51	1.62	1	3	1	7	117	.944	40	2006-07
Cassivi, Frederic	7	354:19	2.37	2	4	0	14	169	.923	35	2001-03
Climie, Matt	2	60:08	5.99	0	1	0	6	33	.847	33	2011-14
Garnett, Michael	13	794:26	2.34	10	3	1	31	350	.919	33	2002-07
Gherson, Robert	2	16:37	3.61	0	0	0	1	3	.750	33	2007-08
Husso, Ville	10	535:22	3.36	4	6	0	30	265	.898	30	2016-17
Jablonski, Pat	3	185:05	3.57	2	1	0	11	73	.869	39	1998-99
Lack, Eddie	5	304:12	2.17	2	2	0	11	121	.917	31	2011-12
LeBlanc, Ray	3	177:41	4.73	0	3	0	14	78	.848	30	1994-95
Lehtonen, Kari	28	1,645:45	1.86	16	10	3	51	803	.940	34	2003-05
MacIntyre, Drew	5	227:55	2.90	1	2	1	11	100	.901	30	2009-10
Mannino, Peter	12	652:53	3.12	6	5	2	34	272	.889	33	2009-10
Maracle, Norm	10	517:23	2.44	3	5	1	21	202	.906	34	2001-03
Nurminen, Pasi	21	1,267:28	1.94	15	5	2	41	593	.935	31	2001-02
Pavelec, Ondrej	24	1,438:04	2.34	16	8	2	56	649	.921	31	2007-08
Shulmistra, Richard	10	590:49	2.03	7	3	2	20	243	.924	30	2000-01
Trefilov, Andrei	9	489:06	1.35	7	1	2	11	207	.950	30	1999-2000
Young, Wendell	45	2,594:16	3.10	21	21	2	134	1,229	.902	1	1995-2001



Goaltender Ville Husso made his Calder Cup Playoff debut on April 20, 2017, against the Charlotte Checkers. The 22-year-old appeared in all 10 Chicago Wolves postseason games and accrued a 3.36 GAA and .898 save percentage.

**1 (RETIRED)**

Rick Tabaracci (1994-95)  
Wendell Young (1994-2001)

**2**

Ian Kidd (1994-95)  
Steve Bancroft (1995-96)  
Kelly Perrault (1996-97)  
Todd Reirden (1996-97)  
David Craievich (1997-98)  
Patrick Rochon (1998-99)  
Gord Dineen (1999-2000)  
Darren Clark (2000-01)  
Frederick Jobin (2000-01)  
David Shaw (2000-01)  
Doug Zmolek (2000-01)  
Garnet Exelby (2001-03)  
Paul Flache (2003-05)  
Chris Tamer (2005-06)  
Jimmy Sharrow (2005-06)  
Brian Fahey (2006-08)  
Scott Marchesi (2008-09)  
Jon Insana (2008-09)  
Paul Postma (2009-11)  
Sebastian Erixon (2011-12)  
Brad Hunt (2011-13)  
Cade Fairchild (2013-14)  
Henrik Odegaard (2013-14)  
Eric Kattelus (2013-14)  
Colton Parayko (2014-15)  
Matthew Register (2014-15)  
Tommy Vannelli (2015-16)  
Nick Petrecki (2015-16)  
Bryce Gervais (2015-16)  
Kevin Tansey (2016-17)  
Greger Hanson (2016-17)  
Josh Atkinson (2016-17)

**3**

Frank Evans (1994-95)  
Greg Smyth (1995-96)  
Paul Koch (1996-99)  
Guy Dupuis (1999-2000)  
Ted Drury (2000-01)  
Mark Hartigan (2002-03)  
Libor Ustrnul (2003-05)  
Tomas Kloucek (2005-06)  
Jimmy Sharrow (2006-07)  
Chad Denny (2007-09)  
Joe Motzko (2007-08)  
Anssi Salmela (2008-09)  
Boris Gratton (2009-10)  
Boris Valabik (2009-10)  
Noah Welch (2009-11)  
Adam Polasek (2011-12)  
Zach Miskovic (2012-13)  
Jeremy Price (2012-13)  
Devin DiDionete (2012-13)  
Frank Corrado (2012-13)  
Joel Edmundson (2013-16)  
Jared Nightingale (2015-17)

**4**

Jack Duffy (1994-96)  
Steve Bancroft (1996-97)  
Kevin Dahl (1997-01)  
Petr Buzek (2001-02)  
Barry Dreger (2001-02)  
Kurtis Foster (2001-04)  
Jeff Dwyer (2004-05)  
Troy Milam (2005-06)  
Bob Nardella (2005-06)  
Jon Insana (2006-07)  
Trevor Byrne (2006-07)  
Boris Valabik (2007-09)  
Justin Taylor (2008-09)  
Brendan Buckley (2009-10)  
Josh Gratton (2009-10)  
Reid Simpson (2009-10)  
Jaime Sifers (2010-11)  
Yann Sauve (2011-13)  
Taylor Chorney (2013-14)  
Petteri Lindbohm (2014-16)  
Morgan Ellis (2016-17)

**5**

Steve Konroyd (1994-95)  
Brett Hauer (1996-97)  
Bruce Bell (1997-98)  
Rick Emmett (1997-98)  
Jason Hehr (1997-98)  
Jeremy Mylmonk (1997-2000)  
Matt Oates (1997-98)  
Aris Brimmanis (2000-01)  
Michel Petit (2000-01)  
Dan Trebil (2000-01)  
J.F. Tremblay (2000-01)  
Brett Clark (2001-02)  
Joe DiPenta (2001-04)  
Brian Sipotz (2004-10)  
Mike Sikienka (2010-11)  
Kip Brennan (2010-11)  
Nolan Baumgartner (2011-12)  
Peter Andersson (2012-13)  
Brett Ponich (2013-14)  
Doug Janik (2013-14)  
Mathieu Brodeur (2014-15)  
Jérémie Blain (2015-16)  
Reid McNeill (2016-17)

**6**

Kevin Pozzo (1995-96)  
Craig Binns (1997-98)  
Steve Larouche (1997-98)  
Cory Banika (1998-99)  
David Craievich (1998-99)  
Sami Helenius (1998-99)  
Todd White (1998-99)  
Dallas Eakins (2000-03)  
Karl Stewart (2003-06)  
Jared Ross (2006-07)  
Brad Schell (2006-07)  
Curtis Fraser (2006-07)  
Angelo Esposito (2007-08)  
Chad Denny (2007-08)  
Karel Pilar (2007-08)  
Tyson Marsh (2008-09)  
Anthony Stewart (2009-10)  
Boris Valabik (2010-11)  
Will Colbert (2010-11)  
Kevin Cnnaughton (2011-13)  
Brent Regner (2012-13)  
Jani Hakanpaa (2013-15)  
Andre Benoit (2015-16)  
Vince Dunn (2016-17)

**7**

Bob Nardella (1994-95,  
1997-04, 2005-06)  
Anthony Aquino (2002-03)  
Joe Corvo (2004-05)  
Mark Popovic (2005-07)  
Scott Lehman (2007-09)  
Chris Chelios (2009-10)  
Andre Deveau (2010-11)  
Ryan Parent (2011-12)  
Derek Joslin (2013-13)  
Danny Groulx (2012-13)  
David Shields (2013-15)  
Peter Harrold (2015-16)  
Danny Kristo (2016-17)  
Steven McParland (2016-17)  
Ty Rattie (2016-17)

**8**

Marc Rodgers (1997-98)  
Niklas Andersson (1998-2001)  
Dallas Eakins (1999-2000)  
Ben Simon (2001-2003, 2004-05)  
Pat Dwyer (2005-06)  
Matt Anderson (2006-07)  
Troy Milam (2006-07)  
Joel Kwiatkowski (2007-08)  
Spencer Machacek (2008-10)  
J.P. Testuilde (2011-12)  
Jordan Henry (2011-12)  
Patrick Mullen (2012-13)  
Eric Kattelus (2012-13)  
Ty Rattie (2013-16)  
Alex Friesen (2016-17)

**9**

Brian Wiseman (1994-96)  
Kip Miller (1996-97, 2005-06)  
Marc Potvin (1997-98)  
Neal Martin (1998-99)  
Mike Melas (1998-99)  
Craig Mills (1998-99)  
Dave Seitz (1998-99)  
James Black (1998-99)  
Kris King (1999-2000)  
Trevor Baker (2000-01)  
Neil Brady (2000-01)  
Bryan Adams (2001-02)  
Simon Gamache (2002-04)  
Daniel Corso (2003-04)  
Cory Larose (2004-05, 2006-07)  
Jesse Schultz (2007-08)  
Riley Holzapfel (2008-11)  
Nathan Longpre (2011-12)  
Andrew Gordon (2011-12)  
Steve Pinizzotto (2012-13)  
Ludwig Blomstrand (2012-13)  
Shane Harper (2013-15)  
Justin Hodgman (2015-16)  
Zack Torquato (2015-16)  
Andrew Agazzino (2016-17)

**10**

Jeff Crowley (1994-95)  
Brian Pellerin (1994-96)  
Denny Felsner (1996-97)  
Joe Frederick (1996-97)  
Jef Bes (1997-98)  
Stephan Brochu (1997-98)  
Dennis Vial (1997-1999)  
Steve Larouche (1998-2001)  
Yuri Butsayev (2001-03)  
Jarrod Skalde (2001-02)  
Jeff Farkas (2002-03)  
Eric Healey (2003-04)  
Kip Brennan (2004-05)  
Ramzi Abid (2005-06)  
Brian Lee (2006-07)  
Brad Schell (2006-07)  
Jason Krog (2006-08, 2009-11)  
Grant Stevenson (2008-09)  
Dustin Friesen (2011-12)  
Andrew Gordon (2012-13)  
Chris Porter (2013-14)  
Brett Ponich (2013-14)  
Philip McRae (2014-15)  
Zach O'Brien (2015-16)  
Conner Bleackley (2016-17)

**11 (RETIRED)**

Steve Maltais (1994-2005)



**12**

Doug Barrault (1995-98)  
 Todd White (1998-99)  
 Chris Ferraro (1999-2000)  
 Lonnie Loach (1999-2000)  
 Jesse Belanger (2000-01)  
 Bill Lindsay (2003-04)  
 Evan Nielsen (2003-05)  
 Nathan Lutz (2004-05)  
 Stephen Weiss (2004-05)  
 Justin Morrison (2005-06)  
 Guillaume Desbiens (2006-08)  
 Alex Brooks (2008-09)  
 Mike Vernace (2009-10)  
 Craig Weller (2009-10)  
 Akim Aliu (2010-11)  
 Ben Maxwell (2010-11)  
 Chris Tanev (2011-13)  
 Frank Corrado (2011-12)  
 Jim Vandermeer (2012-13)  
 Pat Cannone (2013-16)  
 Wade Megan (2016-17)

**13**

Jamie Baker (1997-98)  
 Francis Lessard (2005-06)  
 Kyle Wanvig (2006-07)  
 Andre Deveaux (2006-08)  
 James Sanford (2008-09)  
 Mike Hamilton (2008-09)  
 Anthony Stewart (2009-10)  
 Patrick Galivan (2009-10)  
 Michael Davies (2010-14)  
 Robby Fabbri (2014-15)  
 Evan Trupp (2015-16)  
 Landon Ferraro (2016-17)

**14**

Lee Davidson (1994-96)  
 Greg Pankewicz (1995-96)  
 Ryan Hughes (1996-97)  
 Mike Taylor (1996-97)  
 Kevin Miller (1998-99)  
 Paul Willett (1998-99)  
 Derek Plante (1999-2000)  
 Mike Maneluk (2000-01)  
 Steve Martins (2000-01)  
 Brad Tapper (2001-04)  
 Stephen Weiss (2004-05)  
 Billy Tibbetts (2005-06)  
 Jordan LaVallee (2006-08)  
 Matt Anderson (2008-10)  
 Dave Phillips (2010-11)  
 Tim Miller (2010-14)  
 Mark Cundari (2013-14)  
 Joe Sova (2014-15)  
 Magnus Paajarvi (2014-15)  
 Brendan Bell (2014-15)  
 Zach Pochiro (2015-16)  
 Joel Chouinard (2015-16)  
 Justin Crandall (2015-16)  
 Justin Selman (2015-16)  
 Petteri Lindbohm (2016-17)

**15**

Darryl LaFrance (1995-96)  
 Aaron Keller (1996-97)  
 Mike Pommichter (1996-97)  
 Chris Marinucci (1997-2000)  
 Adam Borzecki (2000-01)  
 Glenn Crawford (2000-01)  
 Eric Houde (2000-01)  
 Vlad Serov (2000-01)  
 Evgeny Korolev (2000-01)  
 Zdenek Blatny (2001-04)  
 Tim Wedderburn (2004-07)  
 Niko Dimitrakos (2006-07)  
 Joey Crabb (2007-10)  
 Nigel Dawes (2010-11)  
 Zach Redmond (2010-11)  
 Anton Rodin (2011-13)  
 Derek Nesbitt (2013-14)  
 Jeremy Welsh (2014-16)  
 Mackenzie MacEachern (2016-17)

**16**

Tim Breslin (1994-99)  
 Brian Noonan (1999-2001)  
 J.P. Vigier (2001-03; 2004-05)

**17**

Ed Courtenay (1994-95)  
 Guy Larose (1998-2000)  
 Jay Langager (2001-02)  
 Brian Pothier (2001-02)  
 Roger Trudeau (2001-02)  
 Ryan Tobler (2002-03)  
 Per Svartvadet (2002-03)  
 Jim Campbell (2003-04)  
 Brad Larsen (2004-05)  
 Brad Schell (2005-07)  
 Braydon Coburn (2006-07)  
 Matt Anderson (2007-08)  
 Jordan LaVallee (2008-09)  
 Tim Filangieri (2009-10)  
 Michael Forney (2009-11)  
 Ian McKenzie (2010-11)  
 Josh Godfrey (2010-11)  
 Mike Duco (2011-12)  
 Nathan Longpre (2012-13)  
 Alexandre Grenier (2012-13)  
 Sergey Andronov (2013-14)  
 John McCarthy (2014-15)  
 Adam Burish (2014-15)  
 Eriah Hayes (2015-16)  
 Richard Nedomiel (2015-16)  
 Samuel Blais (2016-17)

**18**

Mick Kempffer (1994-95)  
 Eric Dubois (1995-96)  
 Brian Farrell (1996-97)  
 Brad Barton (1996-1998)  
 David Craievich (1997-98)  
 Chad Remackel (1997-98)  
 Jamie Baker (1997-98)  
 Dennis Vial (1998-99)  
 Sean Berens (1999-2000)  
 Mike McBain (2000-01)  
 Robert Petrovicky (2000-01)  
 Todd Robinson (2000-01)  
 Kamil Piro (2001-04)  
 Kyle Rossiter (2003-04)  
 Lonny Bohonos (2004-05)  
 Nick Naumenko (2005-06)  
 Joey Crabb (2006-07)  
 Alexandre Giroux (2007-08)  
 Joe Motzko (2007-08)  
 Jeff Hamilton (2008-09)  
 Jordan Fox (2008-09)  
 Matt Siddall (2008-09)  
 Josh Soares (2008-09)  
 Angelo Esposito (2009-10)  
 Greg Stewart (2009-10)  
 Jared Ross (2010-11)  
 Jordan Schroeder (2011-13)  
 Christopher Caissy (2013-14)  
 Eric Castonguay (2013-14)  
 Gergo Nagy (2013-14)  
 Eric Kattelous (2013-14)  
 Yannick Veilleux (2014-16)  
 Kenny Agostino (2016-17)

**19**

Kevin MacDonald (1994-96)  
 Troy Murray (1996-97)  
 Glen Featherstone (1998-2001)  
 Dan Snyder (2001-03)  
 Brian Maloney (2002-03)

**20**

Al Secord (1994-96)  
 Brian Maloney (2003-05)  
 Darren Haydar (2006-08, 2010-13)  
 Rylan Kaip (2008-10)  
 Yannick Veilleux (2013-14)  
 Cody Beach (2013-16)  
 Ty Rattie (2016-17)  
 James Wisniewski (2016-17)

**21**

Gordie Roberts (1994-95)  
 Todd Reiriden (1996-97)  
 Tom Tilley (1997-2001)  
 Brian Swanson (2003-04)  
 Kevin Doell (2004-08, 2009-10, 2011-12)  
 Joe Motzko (2008-09)  
 Patrick Galivan (2010-11)  
 Sergio Somma (2010-11)  
 Guillaume Desbiens (2012-13)  
 Tyler Shattock (2013-14)  
 Benn Ferriero (2014-15)  
 Scooter Vaughan (2015-17)

**22**

Robert Dirk (1996-97)  
 Scott Pearson (1997-2000)  
 Luke Sellars (2001-02)  
 Libor Ustrnul (2001-02)  
 Francis Lessard (2001-03)  
 Tommi Santala (2004-05)  
 Adam Smyth (2005-06)  
 Nathan Oystirick (2006-08, 2009-10)  
 Zach Bogosian (2008-09)  
 Matt Siddall (2008-09)  
 Andrew Kozek (2008-09)  
 Angelo Esposito (2010-11)  
 Darren Archibald (2011-13)  
 Taylor Matson (2011-12)  
 Dmitrij Jaskin (2015-16)  
 Adam Cracknell (2014-15)  
 Konrad Abeltshauser (2015-16)  
 Drew Daniels (2015-16)  
 Mike Embach (2015-16)  
 Dmitrij Jaskin (2015-16)  
 Travis Walsh (2015-16)  
 Ivan Barbashev (2016-17)

**23**

Justin Duberman (1994-95)  
 Alexander Selivanov (1994-95)  
 Steve Gosselin (1994-97, 1998-99)  
 Jean-Guy Trudel (1996-97)  
 Jamie Baker (1997-98)  
 Glenn Stewart (1998-99)  
 Brett Daniels (1999-2000)  
 Greg Andrusak (1999-2000)  
 Blair Atcheynum (2000-01)  
 Dean Melanson (2000-01)  
 Mike Weaver (2001-04)  
 Colin Stuart (2004-09)  
 Tim Stapleton (2009-11)  
 Ian McKenzie (2010-11)  
 Bill Sweat (2011-13)  
 Adam Cracknell (2013-14)  
 Zack Phillips (2015-16)  
 Magnus Paajarvi (2014-17)  
 Jordan Kyrou (2016-17)  
 Zach Sanford (2016-17)

**24**

Shawn Rivers (1994-96)  
Doug Crossman (1995-96)  
Lee Norwood (1995-96)  
Brad Purdie (1996-97)  
Bob Marshall (1997-98)  
Dave Paradise (1997-98)  
Hugo Proulx (1997-98)  
Shawn Reid (1997-98)  
Marc Rodgers (1997-98)  
Dallas Eakins (1998-99)  
Sami Helenius (1998-99)  
Neal Martin (1998-99)  
Craig Mills (1998-99)  
Ed Olczyk (1998-99)  
Glenn Stewart (1998-99)  
Andrei Petrunin (1998-99)  
Dean Malkoc (1999-2000)  
Mark Lawrence (2000-01)  
Derek MacKenzie (2001-07)  
Jim Slater (2007-08)  
Karel Pilar (2007-08)  
Jamie Rivers (2008-09)  
Jamie Hunt (2009-11)  
Al Dorich (2010-11)  
Matt Krug (2010-11)  
Carl Klingberg (2010-11)  
Mark Mancari (2011-12, 2013-14)  
Andrew Ebbett (2012-13)  
Jake Chelios (2013-14)  
Colin Fraser (2014-15)  
Jordan Schmaltz (2015-17)

**25**

Richard Pion (1994-95)  
Bob McGill (1995-96)  
Darryl LaFrance (1996-97)  
Alexander Godnyuk (1997-98)  
Dan Plante (1998-99)  
Martin Hlinka (1999-2000)  
Mark Lawrence (1999-2000)  
Darrin Shannon (1999-2000)  
Simon Gamache (2001-02)  
Libor Ustrnul (2002-03)  
Stephen Baby (2003-07)  
Andy Delmore (2006-07)  
Tomas Pospisil (2007-08)  
Grant Lewis (2008-10)  
Brett Blatchford (2009-10)  
Eric O'Dell (2009-10)  
Mark Matheson (2010-13)  
Eric Selleck (2013-14)  
Yannick Veilleux (2013-14)  
Gergo Nagy (2013-14)  
Adam Burish (2014-15)  
Adam Cracknell (2014-15)  
Chris Butler (2013-14, 2015-17)

**26**

Evgeny Davydov (1994-95)  
Todd Harkins (1994-95)  
Jean-Yves Leroux (1998-99)  
Steve Martins (1997-98, 2006-09)  
Dave Mackrell (1999-2000)  
Mike Sgroi (2001-02)  
Patrik Stefan (2001-02)  
Libor Ustrnul (2001-02)  
Judd Medak (2002-03)  
Chris Nielsen (2002-03)  
Jared Ross (2005-06)  
Andrew Kozek (2009-11)  
Brett Festerling (2010-11)  
Matt Clackson (2011-12)  
Alex Friesen (2012-13)  
Nathan Longpre (2013-15)  
Spencer Asuchak (2015-16)  
Hubert Labrie (2015-16)  
Bryce Gervais (2016-17)

**27**

Tim Bergland (1994-97, 1998-99)  
Matt Martin (1997-98)  
Dan Plante (1999-2000)  
Jeff Dessner (2001-02)  
Andy Fermyole (2002-03)  
Chris Herperger (2002-03)  
Dylan Mills (2002-03)  
Evan Nielsen (2002-03)  
Jeremy Rebek (2002-03)  
Shawn Heins (2003-04)  
Adam Smyth (2004-05)  
Colin Peters (2004-05)  
Ryan Van Buskirk (2004-05)  
Scott Barney (2005-06)  
Boris Valabik (2006-07)  
Chad Painchaud (2007-08)  
Junior Lessard (2008-09)  
Brett Skinner (2008-09)  
Johnny Pohl (2009-10)  
Andrey Zubarev (2010-11)  
Antoine Roussel (2011-12)  
Alex Mallet (2012-13)  
Adam Polasek (2012-13)  
Evan Oberg (2013-14)  
Rob Bordson (2014-15)  
Jordan Caron (2015-17)

**28**

J.P. Dumont (1998-99)  
Paul Kruse (2000-01)  
David Harlock (2001-02)  
David Kaczowka (2001-02)  
Andreas Karlsson (2001-03)  
Brendan Yarema (2003-04)  
Jay Bouwmeester (2004-05)  
Braydon Coburn (2005-06)  
Jon Awe (2006-07)  
Bryan Little (2006-08)  
Tomas Pospisil (2008-09)  
Danick Paquette (2008-09)  
Scott Lehman (2009-10)  
Ryan Garbutt (2010-11)  
Stefan Schneider (2011-13)  
Jon Matsumoto (2012-13)  
Brent Regner (2013-15)  
Josh Brittain (2016-17)  
Jacob Doty (2015-17)  
Brad Malone (2016-17)  
Adam Musil (2016-17)

**29**

Jason Rushton (1994-95)  
Sylvain Blouin (1994-95)  
Marian Kacir (1998-99)  
Dan Currie (1995-97)  
Brian Farrell (1996-97)  
Tim Bergland (1997-98)  
Chris Lipuma (1998-2001)  
Darcy Hordichuk (2001-02)  
Kirill Safronov (2001-04)  
Tommi Santala (2003-04)  
Kyle Rossiter (2004-05)  
Braydon Coburn (2004-05)  
Jim Slater (2005-06)  
Guillaume Desbiens (2005-06)  
Brad Schell (2005-06)  
Joel Stepp (2005-06)  
Preston Mizzi (2005-06)  
Fredrik Pettersson (2010-11)  
Dean Strong (2011-12)  
Steve Reinprecht (2011-12)  
Keith Aucoin (2013-14)  
Ben Eager (2014-15)  
Danny Kristo (2015-16)  
Brett Sterling (2006-10, 2012-13, 2016-17)

**30**

Ray LeBlanc (1994-98)  
Andrei Trefilov (1999-2000)  
Steve Passmore (2000-01)  
Chad Ford (2000-01)  
Richard Shulmistra (2000-01)  
Scott Fankhouser (2001-02)  
Michael Garnett (2002-03)  
Jani Hurme (2005-06)  
Steve Shields (2005-06)  
Fred Brathwaite (2006-07)  
Brent Krahn (2008-09)  
Drew MacIntyre (2009-10)  
Ondrej Pavelec (2010-11)  
Chris Carrozzini (2010-11)  
Jordan Binnington (2013-16)  
Ville Husso (2016-17)

**31**

Pat Jablonski (1994-95)  
Grant Sjervén (1994-95)  
Glenn Healy (1998-99)  
Francis Larivee (1998-99)  
Derek Wilkinson (1999-2000)  
Pasi Nurminen (2001-02)  
Adam Berkhoe (2005-06)  
Ondrej Pavelec (2007-09)  
Edward Pasquale (2010-11)  
Eddie Lack (2011-13)  
Niklas Lundstrom (2014-15)  
Pheonix Copley (2015-17)

**32**

Daniel Lacroix (1999-2000)  
Dan Plante (2000-02)  
Luke Sellars (2002-04)  
Alex Bourret (2006-07)  
Colton Fretter (2007-08)  
Arturs Kulda (2007-11)  
Byron Bitz (2011-12)  
Zack Kassian (2012-13)  
Devin DiDiomete (2012-13)  
Christian Hanson (2013-14)  
Jacob Doty (2014-15)  
Ivan Barbashev (2015-16)  
Emerson Clark (2016-17)  
Tage Thompson (2016-17)

**33**

Ted Crowley (1994-95)  
Clayton Young (1994-95)  
Corey Beaulieu (1995-96)  
Blair Scott (1995-96)  
Shawn Penn (1996-97)  
Alexander Semak (1997-98)  
Lonnie Loach (1999-2000)  
Pauli Levokari (2002-03)  
Milan Hnilicka (2002-03)  
Michael Garnett (2003-07)  
Robert Gherson (2007-09)  
Peter Mannino (2009-11)  
Matt Clime (2011-15)

**34**

Gord Donnelly (1996-97)  
Ravil Gusmanov (1997-98)  
Brent Gretzky (1998-99)  
Mark Pivetz (1998-99)  
Stas Tkatch (1998-99)  
Norm Maracle (2001-03)  
Kari Lehtonen (2003-05, 2007-08, 2009-10)

**35**

Jon Hillebrandt (1996-97)  
Stephane Beauregard (1997-98)  
Scott LaGrand (1998-99)  
Robbie Tallas (2000-01)  
Frederic Cassivi (2001-04)  
Adam Berkhoe (2004-05)  
Scott Fankhouser (2004-05)  
Gregg Naumenko (2005-06)  
Tuomas Tarkki (2005-06)  
Dan Turple (2008-09)  
Manny Legace (2009-10)  
Drew MacIntyre (2010-11)  
Joe Cannata (2011-13)  
Jake Allen (2013-14)  
Niklas Lundstrom (2015-16)  
Jordan Binnington (2016-17)

**36**

Riley Holzapfel (2007-08)  
 Ryan Reid (2007-08)  
 Mike Hoffman (2008-09)  
 Steve McCarthy (2009-10)  
 Cody Sol (2009-10)  
 Ben Chiarot (2009-10)  
 Patrice Cormier (2009-11)  
 Patrick Rissmiller (2010-11)  
 Michael Forney (2010-11)  
 Jack Combs (2010-11)  
 Taylor Ellington (2011-12)  
 Nicklas Jensen (2011-13)  
 Taylor Matson (2012-13)  
 Joe Corvo (2013-14)  
 Colton Parayko (2014-15)  
 Riley Brace (2015-16)  
 Emerson Clark (2015-16)  
 Justin Selman (2016-17)

**37**

Rick DiPietro (2000-01)  
 Terry Broadhurst (2014-15)  
 Jake Walman (2016-17)

**38**

Greg Hawgood (2003-05)  
 Scott Lehman (2006-07)  
 Grant Lewis (2007-08)  
 Matt Siddall (2008-09)  
 Clay Wilson (2008-09)  
 Ivan Vishnevskiy (2009-10)  
 Adam Huxley (2010-11)  
 Victor Oreskovich (2011-12)  
 Jeremie Blain (2012-13)  
 Sebastian Wannstrom (2013-15)  
 Mike Embach (2015-16)  
 Richard Nedomelel (2015-16)  
 Gus Young (2016-17)  
 Ty Loney (2016-17)

**39**

Pat Jablonski (1998-99)  
 Kellan Lain (2012-13)  
 Ben Eager (2014-15)  
 Mark Cooper (2015-16)  
 Brad Hunt (2016-17)  
 Tage Thompson (2016-17)

**40**

Fred Brathwaite (2006-08)  
 Brad Malone (2016-17)

**41**

Todd Reirden (1995-96)  
 Darcy Werenka (1995-96)  
 Darren Maloney (1996-97)  
 Matt Martin (1997-98)

**42**

Jake Chelios (2014-15)

**44**

Greg Walters (1994-95)  
 Jeff Rohlicek (1994-95)  
 Rob Brown (1995-1997, 2000-03)

**45**

Todd Gillingham (1994-95)

**49**

Brent Gretzky (1998-2000)  
 Alexandre Bolduc (2013-14)  
 Gergo Nagy (2014-15)

**55**

Brent Sopel (2014-15)

**77**

Greg Walters (1995-96)  
 Kerry Toporowski (1996-97)  
 Travis Roche (2004-06)

**84**

Corey Locke (2013-14)

**92**

Phil Bourque (1996-97)



After joining the team on Feb. 27, 2017, center Brad Malone became just the second player in franchise history to don the No. 40 sweater for the Chicago Wolves.



OPPONENTS

# AMERICAN HOCKEY LEAGUE

THEAHL.COM | @THEAHL



**Location:** Springfield, Massachusetts

**Founded:** 1936

**Number of Teams:** 30

**Championship:** Calder Cup

**Latest League Champion:** Grand Rapids Griffins

## FRONT OFFICE

### DAVID ANDREWS

President / CEO

### CHRIS NIKOLIS

Executive Vice President,  
Marketing and Business  
Development

### MICHAEL MURRAY

Executive Vice President,  
Hockey Operations

### JASON CHAIMOVITCH

Vice President, Communications

### SEAN LAVOINE

Vice President,  
Licensing and Corporate Sales

### MELISSA CARUSO

Vice President,  
Hockey Administration

### CHRIS SPANO

Vice President,  
Team Business Services

### DREW GRIFFIN

Director, Finance and  
Administration

### JONATHAN FORSBERG

Director, Team Business Services

### NOLAN RICHTER

Director, Creative Services

### SEAN SMITH

Manager, Marketing Services

### BRENDAN O'HALLORAN

Coordinator, Digital Properties &  
Administration

### EMILY VANCE

Coordinator, Business Analytics

### HANNAH BEVIS

Manager,  
Digital and Social Media

### CASEY LITWACK

Manager, Hockey Administration

## ALL-TIME CALDER CUP CHAMPIONS

2017: Grand Rapids Griffins  
2016: Lake Erie Monsters  
2015: Manchester Monarchs  
2014: Texas Stars  
2013: Grand Rapids Griffins  
2012: Norfolk Admirals  
2011: Binghamton Senators  
2010: Hershey Bears  
2009: Hershey Bears  
2008: **Chicago Wolves**  
2007: Hamilton Bulldogs  
2006: Hershey Bears  
2005: Philadelphia Phantoms  
2004: Milwaukee Admirals  
2003: Houston Aeros  
2002: **Chicago Wolves**  
2001: Saint John Flames  
2000: Hartford Wolf Pack  
1999: Providence Bruins  
1998: Philadelphia Phantoms  
1997: Hershey Bears  
1996: Rochester Americans

1995: Albany River Rats  
1994: Portland Pirates  
1993: Cape Breton Oilers  
1992: Adirondack Red Wings  
1991: Springfield Indians  
1990: Springfield Indians  
1989: Adirondack Red Wings  
1988: Hershey Bears  
1987: Rochester Americans  
1986: Adirondack Red Wings  
1985: Sherbrooke Canadiens  
1984: Maine Mariners  
1983: Rochester Americans  
1982: New Brunswick Hawks  
1981: Adirondack Red Wings  
1980: Hershey Bears  
1979: Maine Mariners  
1978: Maine Mariners  
1977: Nova Scotia Voyageurs  
1976: Nova Scotia Voyageurs  
1975: Springfield Indians  
1974: Hershey Bears

1973: Cincinnati Swords  
1972: Nova Scotia Voyageurs  
1971: Springfield Kings  
1970: Buffalo Bisons  
1969: Hershey Bears  
1968: Rochester Americans  
1967: Pittsburgh Hornets  
1966: Rochester Americans  
1965: Rochester Americans  
1964: Cleveland Barons  
1963: Buffalo Bisons  
1962: Springfield Indians  
1961: Springfield Indians  
1960: Springfield Indians  
1959: Hershey Bears  
1958: Hershey Bears  
1957: Cleveland Barons  
1956: Providence Reds  
1955: Pittsburgh Hornets  
1954: Cleveland Barons  
1953: Cleveland Barons  
1952: Pittsburgh Hornets

1951: Cleveland Barons  
1950: Indianapolis Capitals  
1949: Providence Reds  
1948: Cleveland Barons  
1947: Hershey Bears  
1946: Buffalo Bisons  
1945: Cleveland Barons  
1944: Buffalo Bisons  
1943: Buffalo Bisons  
1942: Indianapolis Capitals  
1941: Cleveland Barons  
1940: Providence Reds  
1939: Cleveland Barons  
1938: Providence Reds  
1937: Syracuse Stars

# BAKERSFIELD CONDORS

BAKERSFIELDCONDORS.COM | @CONDORS



**Location:** Bakersfield, California  
**Arena:** Rabobank Arena (capacity: 8,751)  
**Head Coach:** Gerry Fleming  
**NHL Affiliate:** Edmonton Oilers  
**All-Time Regular Season Record:** 0-0-0-0  
**Last Meeting:** N/A

# BELLEVILLE SENATORS

BELLEVILLESSENS.COM | @BELLEVILLESSENS



**Location:** Belleville, Ontario  
**Arena:** Yardmen Arena (capacity: 3,257)  
**Head Coach:** Rick Kowalsky  
**NHL Affiliate:** Ottawa Senators  
**All-Time Regular Season Record:** 0-0-0-0  
**Last Meeting:** N/A

# BINGHAMTON DEVILS

BINGHAMTONDEVILS.COM | @BINGDEVILS



**Location:** Binghamton, New York  
**Arena:** Floyd L. Maines Veterans Memorial Arena (capacity: 6,925)  
**Head Coach:** Rick Kowalsky  
**NHL Affiliate:** New Jersey Devils  
**All-Time Regular Season Record:** 0-0-0-0  
**Last Meeting:** N/A

# BRIDGEPORT SOUND TIGERS

SOUNDTIGERS.COM | @THESOUNDTIGERS



**Location:** Bridgeport, Connecticut  
**Arena:** Webster Bank Arena (capacity: 8,412)  
**Head Coach:** Brent Thompson  
**NHL Affiliate:** New York Islanders  
**All-Time Regular Season Record:** 0-0-0-0  
**Last Meeting:** N/A



# CHARLOTTE CHECKERS

GOCHECKERS.COM | @CHECKERSHOCKEY



**Location:** Charlotte, North Carolina  
**Arena:** Bojangles' Coliseum (capacity: 8,300)  
**Head Coach:** Mike Vellucci  
**NHL Affiliate:** Carolina Hurricanes  
**All-Time Regular Season Record:** 23-9-2-2  
**Last Meeting:** April 26, 2017 (CHI 3, CHA 2)\*

\* Calder Cup Playoffs

# CLEVELAND MONSTERS

CLEVELANDMONSTERS.COM | @MONSTERSHOCKEY



**Location:** Cleveland, Ohio  
**Arena:** Quicken Loans Arena (capacity: 19,665)  
**Head Coach:** John Madden  
**NHL Affiliate:** Columbus Blue Jackets  
**All-Time Regular Season Record:** 27-18-5-2  
**Last Meeting:** April 1, 2017 (CLE 5, CHI 2)

# GRAND RAPIDS GRIFFINS

GRIFFINSHOCKEY.COM | @GRIFFINSHOCKEY



**Location:** Grand Rapids, Michigan  
**Arena:** Van Andel Arena (capacity: 10,834)  
**Head Coach:** Todd Nelson  
**NHL Affiliate:** Detroit Red Wings  
**All-Time Regular Season Record:** 59-61-2-14-4  
**Last Meeting:** May 13, 2017 (GR 5, CHI 2)\*

\* Calder Cup Playoffs

# HARTFORD WOLF PACK

HARTFORDWOLFPACK.COM | @WOLFPACKAHL



**Location:** Hartford, Connecticut  
**Arena:** XL Center (capacity: 15,635)  
**Head Coach:** Keith McCambridge  
**NHL Affiliate:** New York Rangers  
**All-Time Regular Season Record:** 2-2-0-0  
**Last Meeting:** March 27, 2002 (CHI 4, HFD 1)

# HERSHEY BEARS

HERSHEYBEARS.COM | @THEHERSHEYBEARS



**Location:** Hershey, Pennsylvania  
**Arena:** Giant Center (capacity: 10,500)  
**Head Coach:** Troy Mann  
**NHL Affiliate:** Washington Capitals  
**All-Time Regular Season Record:** 0-2-1-1-0  
**Last Meeting:** Feb. 19, 2006 (HER 3, CHI 1)

# IOWA WILD

IOWAWILD.COM | @IAWILD



**Location:** Des Moines, Iowa  
**Arena:** Wells Fargo Arena (capacity: 8,162)  
**Head Coach:** Derek Lalonde  
**NHL Affiliate:** Minnesota Wild  
**All-Time Regular Season Record:** 30-5-3-2  
**Last Meeting:** April 14, 2017 (IA 3, CHI 1 OT)

# LAVAL ROCKET

ROCKETLAVAL.COM | @ROCKETLAVAL



**Location:** Laval, Quebec  
**Arena:** Place Bell (capacity: 10,000)  
**Head Coach:** Sylvain Lefebvre  
**NHL Affiliate:** Montreal Canadiens  
**All-Time Regular Season Record:** 0-0-0-0  
**Last Meeting:** N/A

# LEHIGH VALLEY PHANTOMS

LEHIGHVALLEYPHANTOMS.COM | @LVPHANTOMS



**Location:** Allentown, Pennsylvania  
**Arena:** PPL Center (capacity: 8,420)  
**Head Coach:** Scott Gordon  
**NHL Affiliate:** Philadelphia Flyers  
**All-Time Regular Season Record:** 6-1-1-0-0  
**Last Meeting:** Feb. 17, 2006 (CHI 2, PHI 2 SO)  
*last faced Chicago as Philadelphia Phantoms*



# MANITOBA MOOSE

MOOSEHOCKEY.COM | @MANITOBAMOOSE



**Location:** Winnipeg, Manitoba  
**Arena:** Bell MTS Place (capacity: 8,821)  
**Head Coach:** Pascal Vincent  
**NHL Affiliate:** Winnipeg Jets  
**All-Time Regular Season Record:** 60-36-3-5-6  
**Last Meeting:** March 5, 2017 (CHI 5, MB 4)

# MILWAUKEE ADMIRALS

MILWAUKEEADMIRALS.COM | @MKEADMIRALS



**Location:** Milwaukee, Wisconsin  
**Arena:** UMW Pather Arena (capacity: 9,551)  
**Head Coach:** Dean Evason  
**NHL Affiliate:** Nashville Predators  
**All-Time Regular Season Record:** 117-96-1-10-19  
**Last Meeting:** March 11, 2017 (CHI 4, MIL 0)

# ONTARIO REIGN

ONTARIOREIGN.COM | @ONTARIOREIGN



**Location:** Ontario, California  
**Arena:** Citizens Business Bank Arena (capacity: 9,491)  
**Head Coach:** Mike Stothers  
**NHL Affiliate:** Los Angeles Kings  
**All-Time Regular Season Record:** 0-0-0-0  
**Last Meeting:** N/A

# PROVIDENCE BRUINS

PROVIDENCEBRUINS.COM | @AHLBRUINS



**Location:** Providence, Massachusetts  
**Arena:** Dunkin' Donuts Center (capacity: 11,075)  
**Head Coach:** Jay Leach  
**NHL Affiliate:** Boston Bruins  
**All-Time Regular Season Record:** 4-1-0-1-0  
**Last Meeting:** Nov. 7, 2008 (CHI 4, PRO 1)

# ROCHESTER AMERICANS

AMERKS.COM | @AMERKSHOCKEY



**Location:** Rochester, New York  
**Arena:** Blue Cross Arena at the War Memorial (capacity: 10,662)  
**Head Coach:** Chris Taylor  
**NHL Affiliate:** Buffalo Sabres  
**All-Time Regular Season Record:** 7-8-1-0-0  
**Last Meeting:** Jan. 31, 2015 (RCH 3, CHI 2)

# ROCKFORD ICEHOGS

ICEHOGS.COM | @GOICEHOGS



**Location:** Rockford, Illinois  
**Arena:** BMO Harris Bank Center (capacity: 5,895)  
**Head Coach:** Jeremy Colliton  
**NHL Affiliate:** Chicago Blackhawks  
**All-Time Regular Season Record:** 56-46-4-6  
**Last Meeting:** April 9, 2017 (CHI 3, RFD 1)

# SAN ANTONIO RAMPAGE

SARAMPAGE.COM | @SARAMPAGE



**Location:** San Antonio, Texas  
**Arena:** AT&T Center (capacity: 6,374)  
**Head Coach:** Eric Veilleux  
**NHL Affiliate:** Colorado Avalanche  
**All-Time Regular Season Record:** 58-30-4-1-3  
**Last Meeting:** Feb. 12, 2017 (CHI 3, SA 2)

# SAN DIEGO GULLS

SANDIEGOGULLS.COM | @SDGULLSAHL



**Location:** San Diego, California  
**Arena:** Valley View Casino Center (capacity: 12,920)  
**Head Coach:** Dallas Eakins  
**NHL Affiliate:** Anaheim Ducks  
**All-Time Regular Season Record:** 0-0-0-0-0  
**Last Meeting:** N/A

# ***SAN JOSE BARRACUDA***

[SJBARRACUDA.COM](http://SJBARRACUDA.COM) | [@SJBARRACUDA](https://twitter.com/SJBARRACUDA)

**Location:** San Jose, California  
**Arena:** SAP Center (capacity: 8,000)  
**Head Coach:** Roy Sommer  
**NHL Affiliate:** San Jose Sharks  
**All-Time Regular Season Record:** 0-0-0-0  
**Last Meeting:** N/A

# ***SPRINGFIELD FALCONS***

[SPRINGFIELDTHUNDERBIRDS.COM](http://SPRINGFIELDTHUNDERBIRDS.COM) | [@THUNDERBIRDSAHL](https://twitter.com/THUNDERBIRDSAHL)


**Location:** Springfield, Massachusetts  
**Arena:** Massmutual Center (capacity: 6,784)  
**Head Coach:** Geordie Kinnear  
**NHL Affiliate:** Florida Panthers  
**All-Time Regular Season Record:** 0-0-0-0  
**Last Meeting:** N/A

# ***STOCKTON HEAT***

[STOCKTONHEAT.COM](http://STOCKTONHEAT.COM) | [@AHLHEAT](https://twitter.com/AHLHEAT)

**Location:** Stockton, California  
**Arena:** Stockton Arena (capacity: 9,737)  
**Head Coach:** Ryan Huska  
**NHL Affiliate:** Calgary Flames  
**All-Time Regular Season Record:** 0-0-0-0  
**Last Meeting:** N/A

# ***SYRACUSE CRUNCH***

[SYRACUSECRUNCH.COM](http://SYRACUSECRUNCH.COM) | [@SYRACUSECRUNCH](https://twitter.com/SYRACUSECRUNCH)

**Location:** Syracuse, New York  
**Arena:** War Memorial Arena (capacity: 6,010)  
**Head Coach:** Benoit Groulx  
**NHL Affiliate:** Tampa Bay Lightning  
**All-Time Regular Season Record:** 9-5-0-0  
**Last Meeting:** Nov. 15, 2008 (SYR 4, CHI 2)

# TEXAS STARS

TEXASSTARS.COM | @TEXASSTARS



**Location:** Cedar Park, Texas  
**Arena:** H-E-B Center at Cedar Park (capacity: 6,863)  
**Head Coach:** Derek Laxdal  
**NHL Affiliate:** Dallas Stars  
**All-Time Regular Season Record:** 13-21-3-1  
**Last Meeting:** March 15, 2017 (CHI 1, TEX 0)

# TORONTO MARLIES

MARLIES.CA | @TORONTOMARLIES



**Location:** Toronto, Ontario  
**Arena:** Rioch Coliseum (capacity: 7,851)  
**Head Coach:** Sheldon Keefe  
**NHL Affiliate:** Toronto Maple Leafs  
**All-Time Regular Season Record:** 14-7-1-0  
**Last Meeting:** April 19, 2015 (TOR 5, CHI 2)

# TUCSON ROADRUNNERS

TUCSONROADRUNNERS.COM | @AHLROADRUNNERS



**Location:** Tucson, Arizona  
**Arena:** Tucson Arena (capacity: 6,800)  
**Head Coach:** Mike Van Ryn  
**NHL Affiliate:** Arizona Coyotes  
**All-Time Regular Season Record:** 0-0-0-0  
**Last Meeting:** N/A

# UTICA COMETS

UTICACOMETS.COM | @UTICACOMETS



**Location:** Utica, New York  
**Arena:** Utica Memorial Auditorium (capacity: 3,815)  
**Head Coach:** Trent Cull  
**NHL Affiliate:** Vancouver Canucks  
**All-Time Regular Season Record:** 3-3-0-0  
**Last Meeting:** May 2, 2015 (UTI 4, CHI 2)\*

\* Calder Cup Playoffs

# WILKES-BARRE/SCRANTON PENGUINS

WBSPENGUINS.COM | @WBSPENGUINS

**Location:** Wilkes-Barre/Scranton, Pennsylvania**Arena:** Mohegan Sun Arena at Casey Plaza (capacity: 8,050)**Head Coach:** Clark Donatelli**NHL Affiliate:** Pittsburgh Penguins**All-Time Regular Season Record:** 0-3-1-0**Last Meeting:** June 10, 2008 (CHI 5, WBS 2)\*\*

\*\* Calder Cup Final



There is never any love lost between the Milwaukee Admirals and Chicago Wolves. The two teams have met 243 times during the regular season in both American Hockey League and International Hockey League competition. *Image credit: Milwaukee Admirals*



Tomas Hyka became the third player – behind only Reid Duke (March 6, 2017) and Vadim Shipachyov (May 4, 2017) – to sign with the Vegas Golden Knights on June 1, 2017. *Image credit: Getty Images*



## VEGAS GOLDEN KNIGHTS

[WWW.NHL.COM/GOLDENKNIGHTS](http://WWW.NHL.COM/GOLDENKNIGHTS)

DIVISION: PACIFIC | CONFERENCE: WESTERN

### T-MOBILE ARENA (capacity: 17,356)

3780 S Las Vegas Blvd., Las Vegas, NV 89158

### CITY NATIONAL ARENA (offices and practice facility)

1550 S. Pavilion Center Dr., Las Vegas, NV 89135

## OWNERSHIP

Chairman, CEO and Governor: Bill Foley

## HOCKEY OPERATIONS

President, General Manager, Alt. Governor: George McPhee

Executive Vice President, Assistant GM: Kelly McCrimmon

Senior Vice President: Murray Craven

Director of Hockey Operations: Misha Donskov

Director of Hockey Administration: Katy Boettinger

Director of Hockey Legal Affairs: Andrew Lugerner

Special Advisor to Hockey Operations: David Conte

Director of Team Services: Rick Braunstein

Hockey Operations Analyst: Tom Poraszka

Hockey Operations Analyst: Dustin Walsh

Hockey Operations Assistant: Keith Veronesi

Hockey Operations Assistant: Robert Foley

## BUSINESS OPERATIONS

President, COO, Alt. Governor: Kerry Bubolz

General Counsel: Peter Sadowski

Senior Vice President and CMO: Brian Killingsworth

Senior Vice President and Chief Sales Officer: Jim Frevola

Executive Assistants: Shelly Kellum, Kristina Crunk

## SCOUTING STAFF

Director of Player Personnel: Vaughn Karpan

Assistant Director of Player Personnel: Bob Lowes

Director, Amateur Scouting: Scott Luce

Director, European Scouting: Vojtech Kucera

Director, Player Development: Wil Nichol

Scout/Player Development: Mike Levine

Professional Scout: Kelly Kisio

Professional Scout: Jim McKenzie

Professional Scout: Václav Nedomanský

Professional Scout: Vince Williams

Amateur Scouts: Bruno Campese, Erin Ginnell, Kent Hawley,

Raphael Pouliot, Peter Ward, Mark Workman

European Scouts: Peter Ahola, Alex Godynnyuk

Goaltending Development Coach/Scout: Mike Rosati

## COACHING STAFF

Head Coach: Gerard Gallant

Assistant Coaches: Mike Kelly, Ryan Craig, Ryan McGill

Goaltending Coach/Director of Goaltending: David Prior

Video Coach: Tommy Cruz

## MEDICAL/EQUIPMENT STAFF

Dir. of Sports Performance/Head Athletic Trainer: Jay Mellette

Associate Head Athletic Trainer: Kyle Moore

Assistant Athletic Trainer: Mike Muir

Strength and Conditioning Coach: Doug Davidson

Massage Therapist: Raul Durantes

Medical Director: Dr. James Dettling

Team Physicians: Dr. Mike Gunter, Dr. William Rosenberg,  
Dr. Chad Hanson and Dr. Brandon Snead

Team Dentist: Dr. Byron Blasco

Head Equipment Manager: Chris Davidson-Adams

Assistant Equipment Manager: J.W. Aiken

Equipment Assistant: Pat Maino

## COMMUNICATIONS

Vice President, Communications & Content: Eric Tosi

Director, Communications: Sage Sammons

Public Relations Coordinator: Alyssa Girardi

Senior Writer: Dan Marrazza

Web Video Producer: Tyler Pico

Golden Knights Insider: Gary Lawless

## BROADCASTING

Television Rights Holder: AT&T SportsNet

Television Play-by-Play: Dave Goucher

Television Analyst: Shane Hnidy

Rinkside Reporter: Alyson Lozoff

Radio Rights Holder: Fox Sports 98.9 FM | 1340 AM

ESPN Deportes 1460

Radio Play-by-Play: Dan D'Uva

Spanish Radio Play-by-Play: Jesus Garcia

Spanish Radio Analyst: Alvaro Puentes



**FORWARDS**

PLAYER	HT	WT	S	DOB	BIRTH PLACE	2016-17 TEAM (LEAGUE)
Pierre-Edouard Bellemare	6-0	198	L	March 6, 1985	Le Blanc-Mesnil, Que.	Philadelphia Flyers (NHL)
William Carrier	6-2	212	L	Dec. 20, 1994	Montreal, Que.	Buffalo Sabres (NHL)
David Clarkson	6-0	212	R	March 31, 1984	Toronto, Ont.	* Columbus Blue Jackets (NHL)
Reid Duke	6-0	192	R	Jan. 28, 1996	Calgary, Alta.	Brandon Wheat Kings (AHL)
Cody Eakin	6-0	190	L	May 24, 1991	Winnipeg, Man.	Dallas Stars (NHL)
Cody Glass	6-2	179	R	April 1, 1999	Winnipeg, Man.	Portland Winterhawks (WHL)
Mikhail Grabovski	5-11	186	L	Jan. 31, 1984	Potsdam, Germany	* New York Islanders (NHL)
Erik Haula	6-0	193	L	March 23, 1991	Pori, Finland	Minnesota Wild (NHL)
Tomas Hyka	5-11	168	R	March 23, 1993	Mlada Boleslav, Czech Rep.	BK Mlada Boleslav (CZE)
Ben Jones	6-0	187	L	Feb. 26, 1999	Waterloo, Ont.	Niagara IceDogs (OHL)
William Karlsson	6-1	189	L	Jan. 8, 1993	Marsta, Sweden	Columbus Blue Jackets (NHL)
Keegan Kolesar	6-2	223	R	April 8, 1997	Winnipeg, Man.	Seattle Thunderbirds (WHL)
Brendan Leipsic	5-10	180	L	May 19, 1994	Winnipeg, Man.	Toronto Marlies (AHL)
Jake Leschyshyn	5-11	190	L	March 10, 1999	Grasswood, Sask.	Regina Pats (WHL)
Oscar Lindberg	6-1	202	L	Oct. 29, 1991	Skelleftea, Sweden	New York Rangers (NHL)
Jonathan Marchessault	5-9	174	R	Dec. 27, 1990	Cap-Rouge, Que.	Florida Panthers (NHL)
Stefan Matteau	6-2	220	L	Feb. 23, 1994	Chicago, Ill.	St. John's IceCaps (AHL)
James Neal	6-2	221	L	Sept. 3, 1987	Whitby, Ont.	Nashville Predators (NHL)
Tomas Nosek	6-3	210	L	Sept. 1, 1992	Pardubice, Czech Rep.	Detroit Red Wings (NHL)
David Perron	6-0	200	R	May 28, 1988	Sherbrooke, Que.	Grand Rapids Griffins (AHL)
Teemu Pulkkinen	5-10	185	R	Jan. 2, 1992	Vantaa, Finland	St. Louis Blues (NHL)
Vadim Shipachyov	6-0	187	L	March 12, 1987	Cherepovets, Russia	Arizona Coyotes (NHL)
Reilly Smith	6-0	185	L	April 1, 1991	Toronto, Ont.	Minnesota Wild (NHL)
Nick Suzuki	5-11	183	R	Aug. 10, 1999	London, Ont.	Iowa Wild (AHL)
Paul Thompson	6-1	200	R	Nov. 30, 1988	Methuen, Mass.	St. Petersburg SKA (KHL)
Alex Tuch	6-4	220	R	May 10, 1996	Syracuse, N.Y.	Florida Panthers (NHL)
T.J. Tynan	5-8	165	R	Feb. 25, 1992	Orland Park, Ill.	Owen Sound Attack (OHL)
						Florida Panthers (NHL)
						Springfield Thunderbirds (AHL)
						Minnesota Wild (NHL)
						Iowa Wild (AHL)
						Columbus Blue Jackets (NHL)
						Cleveland Monsters (AHL)

\* denotes player's last season played is 2015-16

**DEFENSEMEN**

PLAYER	HT	WT	S	DOB	BIRTH PLACE	2016-17 TEAM (LEAGUE)
Jake Bischoff	6-1	194	L	July 25, 1994	Grand Rapids, Minn.	Bridgeport (AHL)
Chris Casto	6-1	200	R	Dec. 27, 1991	Stillwater, Minn.	University of Minnesota (NCAA)
Deryk Engelland	6-2	214	R	April 3, 1982	Edmonton, Alta.	Providence Bruins (AHL)
Jason Garrison	6-1	218	L	Nov. 13, 1984	White Rock, B.C.	Calgary Flames (NHL)
Nicolas Hague	6-6	214	L	Dec. 5, 1998	Kitchener, Ont.	Tampa Bay Lightning (NHL)
Brad Hunt	5-9	187	L	Aug. 24, 1988	Maple Ridge, B.C.	Mississauga Steelheads (OHL)
Brayden McNabb	6-4	212	L	Jan. 21, 1991	Davidson, Sask.	Nashville Predators (NHL)
Jon Merrill	6-3	205	L	Feb. 3, 1992	Oklahoma City, Okla.	St. Louis Blues (NHL)
Colin Miller	6-1	196	R	Oct. 29, 1992	Sault Ste. Marie, Ont.	Chicago Wolves (AHL)
Griffin Reinhart	6-4	212	L	Jan. 24, 1994	North Vancouver, B.C.	Los Angeles Kings (NHL)
Luca Sbisa	6-2	209	L	Jan. 30, 1990	Ozieri, Italy	New Jersey Devils (NHL)
Nate Schmidt	6-1	194	L	July 16, 1991	St. Cloud, Minn.	Boston Bruins (NHL)
Clayton Stoner	6-4	216	L	Feb. 19, 1985	Port McNeill, B.C.	Edmonton Oilers (NHL)
Shea Theodore	6-2	195	L	Aug. 3, 1995	Langley, B.C.	Bakersfield Condors (AHL)
						Vancouver Canucks (NHL)
						Washington Capitals (NHL)
						Anaheim Ducks (NHL)
						Anaheim Ducks (NHL)
						San Diego Gulls (AHL)

**GOALTENDERS**

PLAYER	HT	WT	C	DOB	BIRTH PLACE	2015-16 TEAM (LEAGUE)
Oscar Dansk	6-3	195	L	Feb. 28, 1994	Stockholm, Sweden	Rogle BK (SWE)
Dylan Ferguson	6-1	189	L	Sept. 20, 1998	Lantzville, B.C.	Kamloops Blazers (WHL)
Marc-Andre Fleury	6-2	180	L	Nov. 28, 1984	Sorel, Que.	Pittsburgh Penguins (NHL)
Maxime Lagace	6-2	190	L	Jan. 12, 1993	Longueuil, Que.	Texas Stars (AHL)
Jiri Patera	6-2	209	L	Feb. 24, 1999	Czech Republic	HC Ceska Budejovice (CZE)
Calvin Pickard	6-1	200	L	April 15, 1992	Moncton, N.B.	Colorado Avalanche (NHL)





## ***CREDENTIALS***

Credentials will be issued on a game-by-game basis. Please contact the Media Relations Department at least four hours prior to game time to request a credential. Media members with American Hockey League Media passes, National Hockey League Media passes or Chicago Wolves Season Media passes need only call at least four hours in advance of game time to reserve a seat. Freelance reporters and photographers may be granted credentials with a letter of assignment from the organization for which they are working.

## ***PARKING***

Wolves Season Media passes or AHL Media passes do not entitle guests to parking in the Allstate Arena Media Lot, located north of the Allstate Arena. A parking pass must be obtained from the Wolves Media Relations Department. Those covering the team on a per-game basis will be put on the game-day parking list, which is left at the entrance to the Media Lot. Please contact Wolves Media Relations at 847-832-1964 or -1965 to be put on this list.

## ***PRESS ENTRANCE***

The press entrance is located at the VIP Gate on the North side of the Allstate Arena. The VIP Gate opens one hour and 45 minutes before the game and a Wolves representative will distribute credentials at the entrance.

## ***PRESS BOX***

The press box is located on the south side of the Allstate Arena, directly above Sections 202 and 203. Press box seats are limited and given on a first-come, first-served basis. Seats are reserved for working accredited members of the media, visiting team representatives and scouts only.

## ***PRESS ROOM***

The working press room is located on the west side of the building, just inside the West entrance. The press room is open for working media two hours before game time, throughout the game and after the game.

## ***PRESS MEAL***

The pregame meal is served in the Crown Club, which is located behind Section 104 on the south side of the Allstate Arena. Media may enter the building from the VIP Gate and access the Crown Club through the concourse.

## ***LOCKER ROOMS***

Both locker rooms are located at ice-level on the west side of the building.

## ***AUTOGRAPHS***

Any member of the media requesting autographs from any player will have his or her press credentials revoked.

## ***PREGAME ACCESS***

Working media shall have access to players and coaches up to 90 minutes prior to game time, pending Wolves Media Relations Department approval. If you would like to schedule an interview during this time, please call the Media Relations Department in advance to make arrangements.

## ***PRACTICE***

The Wolves split their practice time between the Triphahn Community Center and Ice Arena and the Allstate Arena. Media members should call the Wolves Media Relations Department to confirm site and time.

## ***DIRECTIONS TO HOFFMAN ESTATES PARK DISTRICT COMMUNITY CENTER AND ICE ARENA***

From Westbound Northwest Tollway (I-90): Exit at Barrington Road and head south. Turn left (east) on Higgins Road. Turn right (south) on Huntington Boulevard and into the community center parking lot.

From Eastbound Northwest Tollway (I-90): Exit at Roselle Road and head south. Turn right (west) on Golf Road. Stay in the right lane and turn right on Higgins Road. Turn left (south) on Huntington Boulevard and into the community center parking lot.

## ***DIRECTIONS TO ALLSTATE ARENA***

From O'Hare International Airport: East on Interstate I-90 to Mannheim Road North exit. Proceed north on Mannheim Road about 1 1/2 miles.

From Downtown Chicago: West on the Kennedy Expressway (I-90) to Northwest Tollway (I-90). Exit Northwest Tollway at Lee Street (first exit after first toll booth) and continue toward Touhy Avenue. Turn right onto Touhy. Proceed on Touhy and then turn right onto Chestnut Avenue. The Media parking lot is on the left at the end of the street.

From Southbound or Northbound Tri-State Tollway (I-294): Exit at Northwest Tollway (I-90). Proceed on Northwest Tollway to Lee Street exit (first exit after first toll booth) and continue toward Touhy Avenue. Turn right onto Touhy. Proceed on Touhy and then turn right onto Chestnut Avenue. The Media parking lot is on the left at the end of the street.

From Eastbound Northwest Tollway (I-90): Exit at O'Hare International Airport exit (I-190 west). Proceed on I-190 to Mannheim Road north exit. Take Mannheim Road north about 1 1/2 miles to Allstate Arena parking lot.

**Address:** 2301 Ravine Way, Glenview, Illinois 60025

**Phone:** 847-724-4625 **Fax:** 847-724-1652

**Website:** ChicagoWolves.com

**Twitter:** @Chicago\_Wolves

**In-Game Twitter:** @ChiWolvesLive

**Facebook:** /ChicagoWolves

**Instagram:** @ChicagoWolvesHockey

**Snapchat:** ChicagoWolvesHockey

**Home Arena:** Allstate Arena **Capacity:** 16,692

**Rink Dimensions:** 200 ft. x 85 ft.

**Television Stations:** Chicago's CW50 and WCIU-DT 26.2

**Team Colors:** Burgundy, Gold, Black and White

**Established:** 1994

## ***COMMUNICATIONS STAFF***

### **LINDSEY WILLHITE**

Director of Public Relations

847-832-1964

lwillhite@chicagowolves.com

@WillhiteWolves

### **JASMINE GROTTO**

Media Relations Coordinator

847-832-1965

kgrotto@chicagowolves.com

@jrgrotto

### **WHITNEIGH KINNE**

Social Media Coordinator

847-832-1941

wkinne@chicagowolves.com

@WhitKinne

## ***INDIVIDUAL GAME TICKETS***

Wolves tickets are available at the Allstate Arena ticket office Monday through Friday, 11 a.m. to 7 p.m., and Saturday, noon to 7 p.m. On Sundays, the ticket office is open three hours before game time. Discover, Visa, MasterCard and American Express are accepted. Tickets can also be purchased over the phone through Ticketmaster at 1-800-745-3000, at any Ticketmaster ticket outlet or online at ticketmaster.com or chicagowolves.com.

## ***SEASON TICKET PLANS***

Choose between the Alpha Wolf full-season ticket package, Select 21 half-season package, Saturday Plan and the 10-game plan. Call 1-800-THE-WOLVES for more information.

## ***FLEX PACKS***

Flex Packs are books of 10 open-dated ticket vouchers that can be redeemed in any increment throughout the regular season. Receive a free hat with each Flex Pack purchase. Call 1-800-THE-WOLVES for more information.

## ***GROUP OUTINGS***

Enjoy a savings of \$5-7 per ticket for groups of 15 people or more. These packages also receive in-game recognition as well as special Wolves gifts. Call 1-800-THE-WOLVES for more information.

## ***SUITES, PARTY DECKS AND HOSPITALITY AREAS***

Suites, party decks and hospitality areas are available on a per-game basis. These packages include parking passes, savings on additional tickets, snacks, soda and additional catering upon request.



**#CHICAGOWOLVES**



**CHICAGOWOLVES.COM**

**CHICAGO WOLVES, 2301 RAVINE WAY, GLENVIEW, IL 60025**

 **Allstate | arena**