

# PACERS



2010-11 MEDIA GUIDE



PASSION PRIDE PACERS

Media/Photographers' Guidelines .....	2-3
Covering The Pacers .....	2
Directional Maps .....	4
Sites Around Indianapolis .....	5
Conseco Fieldhouse .....	6
Conseco Fieldhouse Seating Diagram .....	7
<b>FRONT OFFICE .....</b>	<b>9-28</b>
Pacers Sports & Entertainment Staff Directory ..	10-12
PS&E Owner, Herbert Simon .....	13
President of Basketball Operations, Larry Bird .....	14
President, Pacers Sports & Entertainment, Jim Morris .....	15
Chief Operating Officer, Rick Fuson .....	15
PS&E Upper Management .....	15-17
PS&E Front Office Staff .....	18-22
Game Entertainment .....	23-24
Announcers .....	25-27
<b>IN THE COMMUNITY .....</b>	<b>29-38</b>
Pacers Academy .....	30
Pacers Initiatives .....	31-35
Pacers Foundation .....	36
NBA Cares .....	37
<b>BASKETBALL STAFF .....</b>	<b>39-44</b>
Head Coach .....	40
Basketball Staff .....	41-43
<b>THE PLAYERS .....</b>	<b>45-112</b>
Darren Collison .....	46-48
Mike Dunleavy .....	49-53
T.J. Ford .....	54-58
Jeff Foster .....	59-64
Paul George .....	65-67
Danny Granger .....	68-72
Tyler Hansbrough .....	73-77
Roy Hibbert .....	78-81
Dahntay Jones .....	82-85
Solomon Jones .....	86-89
Josh McRoberts .....	90-93
James Posey .....	94-98
A.J. Price .....	99-102
Magnum Rolle .....	103-105
Brandon Rush .....	106-109
Lance Stephenson .....	110-111
<b>2009-10 Review .....</b>	<b>113-120</b>
2009-10 Day-by-Day .....	114-115
2009-10 Final Statistics .....	116
2009-10 Record Breakdown .....	117
2009-10 NBA Final Standings .....	118
2009-10 NBA Statistical Leaders .....	119-120

**WRITERS**

David Benner, Brooks Busch, Tim Edwards,  
Krissey Myers, Emily Newell, Greg Schenkel,  
Kelli Towles

**EDITORS**

David Benner, Tim Edwards, Krissey Myers

**DESIGN AND PRINTING**

Sport Graphics

**PHOTOS**

Ron Hoskins/NBAE/Getty Images  
Frank McGrath, Pacers Sports & Entertainment

<b>THE OPPONENTS .....</b>	<b>121-186</b>
2010-11 NBA Directories .....	180
NBA Terminology .....	181
NBA Development League .....	182-185
NBA Court Dimensions .....	186
<b>FRANCHISE HISTORY .....</b>	<b>187-208</b>
Won/Loss Records .....	188
Coaches' Records .....	189
Chronology .....	190
Honor Roll .....	191
Statistical Leaders .....	192-196
Franchise Top 10 .....	197-198
Individual Records .....	199-200
Team Records .....	201-203
Team Statistics .....	204-205
Attendance .....	206-207
Retired Jersey Numbers .....	208
<b>NBA YEARS (1976-present) .....</b>	<b>209-234</b>
Top 10 .....	210-211
Top 5 Season Leaders .....	212
Top Single-Game Performances .....	213-214
Individual Performances .....	215-220
Team Performances .....	221
Scoring by Quarters .....	
Streaks .....	
Margins .....	
Record Breakdown .....	222-224
Transactions .....	225-230
Draft Picks .....	231-233
<b>ABA YEARS (1967-1975) .....</b>	<b>235-240</b>
<b>PLAYOFFS HISTORY .....</b>	<b>241-256</b>
ABA Playoff Results .....	242
NBA Playoff Results .....	243-244
Franchise Top 10 .....	245-246
Top 10, NBA Only .....	247-248
Individual Records .....	249
Team Records .....	250-251
Individual Performances .....	252
Scoring By Quarters .....	253
Team Statistics .....	254-255
<b>ALL-TIME RESULTS .....</b>	<b>257-300</b>
<b>ALL-TIME ROSTER .....</b>	<b>301-357</b>
<b>2009-10 SCHEDULE .....</b>	<b>BC</b>

All NBA and team insignia depicted in this publication are the property of NBA Properties, Inc., and the respective teams of the NBA and may not be reproduced for commercial purposes without the prior written consent of NBA Properties, Inc.

The information contained in this publication was compiled by the Indiana Pacers and is provided as a courtesy to our fans and the press and may be used only for personal or editorial purposes. Any commercial use of this information is prohibited without the prior written consent of the Indiana Pacers.

# INTRODUCTION

## MEDIA INFORMATION

### IMPORTANT PHONE NUMBERS

David Benner.....	(317) 917-2851 (w); (317) 422-5310 (h); dbenner@pacers.com
Krissey Myers.....	(317) 917-2869 (w); (317) 372-4121 (c); kmyers@pacers.com
Tim Edwards.....	(317) 917-2853 (w); (317) 502-6655 (h); tedwards@pacers.com
Pacers Sports & Entertainment .....	(317) 917-2500
Office FAX machine.....	(317) 917-2799
Press Room .....	(317) 917-2966
Press Room FAX machine.....	(317) 917-2969, 2970

## CREDENTIALS MUST BE VISIBLE AT ALL TIMES.

All media with access to restricted areas will be required to produce a photo ID and all bags and equipment will be subject to inspection.

## MEDIA INFO

### CREDENTIALS

Seating at Conseco Fieldhouse's press tables is restricted to accredited working media representatives. Non-working media will be seated in reserved seat areas when seats are available. IT IS STRONGLY REQUESTED THAT YOU SIT IN YOUR ASSIGNED SEAT.

Single-game credentials must be requested no later than noon the day before the game (Friday noon for Sunday games).

You may request credentials by faxing, on company's letterhead, to the Public Information Department at (317) 917-2799, or by writing, on company's letterhead, to the Public Information Department, 125 S. Pennsylvania Street, Indianapolis, IN 46204. You may also e-mail a request as long as it comes from a company account and not a personal account.

Credentials are good for admittance to the Fieldhouse, media room and home and visiting locker rooms.

Pre-arranged credentials may be picked up before the game at the media entrance.

MEDIA MEMBERS HOLDING PACERS' SEASON PASSES SHOULD NOTIFY THE PUBLIC INFORMATION DEPARTMENT IF PLANNING TO COVER A GAME IN ORDER TO RESERVE SEATING.

### AUTOGRAPHS

SEEKING AUTOGRAPHS OR SOUVENIR ITEMS FROM PLAYERS OR COACHES IS STRICTLY PROHIBITED AND SUBJECT TO FORFEITURE OF CREDENTIAL.

### MEDIA ENTRANCE

The media entrance is located at the southeast corner of Conseco Fieldhouse, on Delaware Street. Only media members who hold Indiana Pacers or NBA media credentials will be admitted through this entrance.

### BILL YORK MEDIA ROOM

Located on the Event Level of Conseco Fieldhouse in the southeast corner, it is accessible by either elevator or stairs near the media entrance.

We must limit media room usage to members of the media only when valid Pacers or NBA media passes are presented. It is impossible to accommodate family members, friends, guests or others.

The professional intent of the room is to provide a meeting and working place for the media and game personnel. Any abuse of the media room and / or media privileges will cause forfeiture of your media pass.

### SERVICES

Complete statistics, along with pregame notes, lineups, information regarding injuries and other pertinent facts, will be furnished by the Pacers' Public Information Department.

Play-by-play and halftime boxscores will be delivered directly to the press table. Complete final boxscores, fourth-quarter play-by-plays and postgame quotes and notes will be available following the game in the media room.

FAX – The Indiana Pacers will provide one fax machine for use in the media room.

Wireless internet access is available in the media room and the seating bowl.

### PRESS ROW

Your cooperation is asked in maintaining a working atmosphere at press row. Smoking is prohibited in Conseco Fieldhouse.

### LOCKER ROOMS

Both the Pacers' and visitors' locker rooms will be open up to 45 minutes before game time and 10 minutes after the game.

Cell phone use by media is prohibited inside team dressing rooms.



**JEFF RABJOHNS**  
The Indianapolis Star

## COVERING THE PACERS



**MIKE WELLS**  
The Indianapolis Star

## PHOTOGRAPHERS' GUIDELINES

Only those photographers on assignment will be allowed space on the floor and their photo credentials must be worn prominently at all times.

Credentials are good for admittance to Conseco Fieldhouse, Bill York Media Room and the designated photographers' areas on the Fieldhouse floor. Only television photographers doing postgame interviews will have access to locker room areas.

Photographers are allowed only within the designated photographers' area at each end of the court. Spaces will be assigned by the Public Information Department.

All photographers and TV cameramen must stay at least four feet behind the baseline at all times. In the event it is not physically possible to achieve this in certain arenas, an appropriate standard will be determined by the Public Information Department and the NBA.

Photographers must remain stationary and seated at all times, except at quarter breaks and halftime.

Photographers are not permitted on the court at any time during the game.

No food or drink is allowed on the playing floor.

Photographers cannot shoot from public walkways or vomitories.

If space is available, photographers may request to shoot from the media seating in the stands.

When placing tape on the playing floor, authorization must be received from a member of the Pacers Sports & Entertainment's Public Information Department or Facilities Division.

**NOTE: Photos are for accredited media outlets only. Selling of photos for any purposes is strictly prohibited and will result in forfeiture of credential.**

### EQUIPMENT

Photographers located on the baseline or sideline will be permitted only one standard-size "Domke" bag, which must be placed behind the photographer during the game. Equipment not needed during the game must be stored off the court. One additional camera can be stored either beside or directly behind the photographer.

Each photographer will be permitted one monopod — NO TRIPODS — at courtside. No stand-alone remotes or seats other than "lawn-type" photographer seats will be permitted.

All film should be unpacked before the game and all trash should be properly disposed of by the photographer.

### RUBBER LENS SHADES

In order to reduce the risk of injury to players, rubber lens shades are required for all still photographers, broadcasters, news and entertainment video and film crews who are authorized to shoot NBA game action. Any additional light sources or sun guns must either be removed or covered with bubble wrap.

Rubber lens covers are available by contacting:

Roberts Distributors, Inc.  
255 S. Meridian Street  
Indianapolis, IN 46225  
(317) 636-5524  
(800) 726-5544  
FAX: (317) 636-5793

The only exception to this policy will be for those photographers utilizing telephoto lenses (i.e., 300 and 400 mm lenses) when such lenses are used to shoot game action at the opposite end of the court. These lenses must be stored behind the photographer when the action is in the near side of the court.

### LOCKER ROOMS

No still photography is permitted in either team's locker room.

### CLOTHING

All photographers must leave any outer wear, i.e., coats, hats, gloves, etc., in the Bill York Media Room during game action.

### TV NEWS CREWS

Credential requests must be received by noon the day of the game.

News crews are restricted to crowd interviews in the Entry Pavilion, Balcony Level and Main Concourses. Interviews are not allowed in the vomitories on any level of Conseco Fieldhouse. News crews are not allowed on the FedEx or Krieg DeVault Club Levels, unless accompanied by a member of the Public Information Department. In order to enter a Suite, each news crew must have permission from the individual Suite Holder to enter their respective Suite. Once permission is granted, the news crew must inform a member of the Public Information Department, and then will be accompanied into the Suite by a member of the Public Information Department.

During game action, news crews must shoot crowd reaction from designated areas. Check with the Public Information Department for locations. No interviews will be allowed within the seating bowl once game action begins.

## INTERNATIONAL MEDIA POLICY

All international media (affiliations distributed outside of the U.S.) requests are handled by the NBA International Public Relations Department.

Any international media member interested in covering an Indiana Pacers regular-season game must first submit a request in writing to the NBA. Please do not contact the Pacers individually.

All credential requests must be received at least three business days prior to the first games requested.

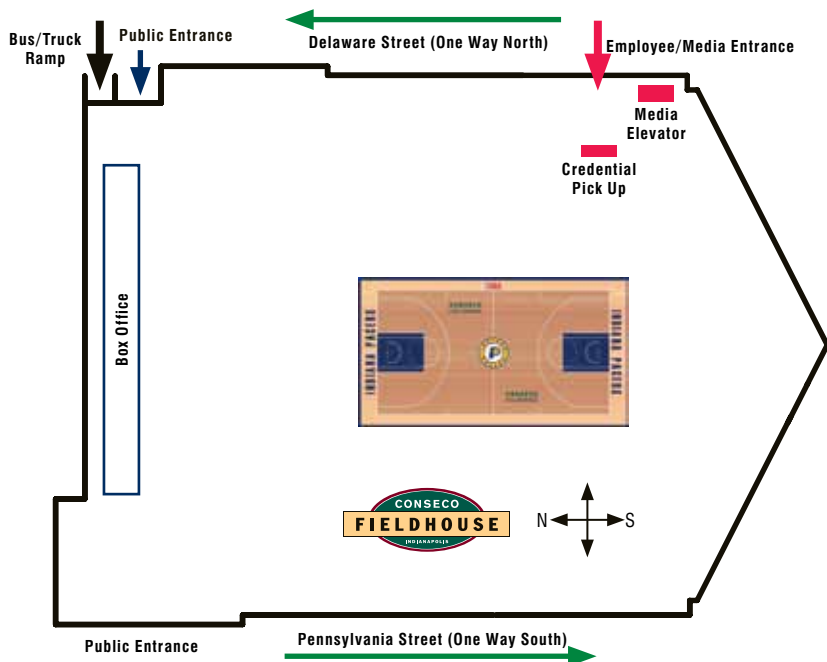
Photo identification will be required when picking up confirmed credentials at the Media Entrance.

Requests may be FAXED to the attention of:

**NBA International**  
**FAX: (212) 407-8044**

Additional information on international media policies may be obtained by contacting the NBA's International PR Department at (212) 407-8000.



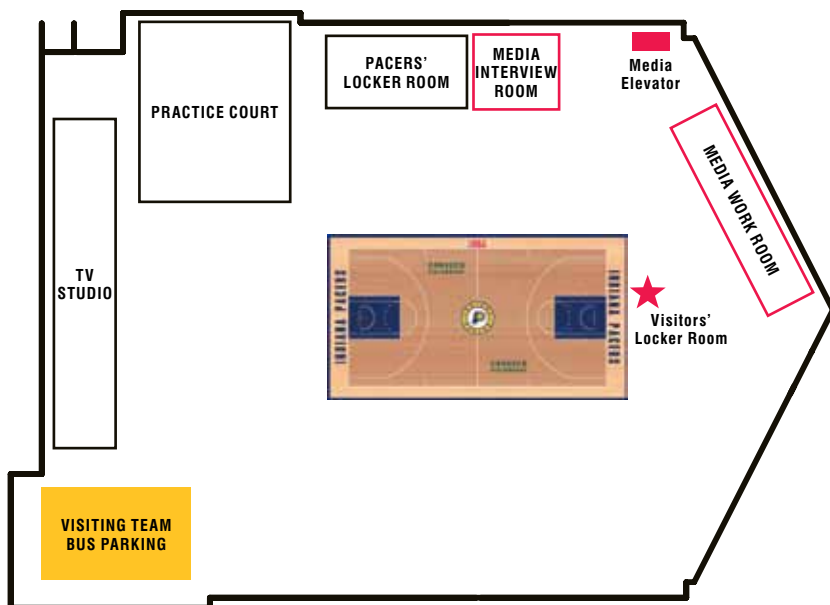


Media must enter Consecro Fieldhouse off of Delaware Street.

Once inside the building, media will take the Media Elevator to the Event Level.

Go straight to the main inner hallway and turn left. The Bill York Media Work Room will be on your left.

The court and visitors' locker room will be a little further to your right.



### CIRCLE CENTRE MALL

**Address:** Downtown, between Washington & Georgia Streets  
**Phone:** (317) 681-8000 **Web site:** simon.com  
**Hours:** Mon.-Sat. 10:00 a.m.-9:00 p.m.; Sun. Noon-6:00 p.m.;  
 Restaurant and club hours vary  
**Admission:** \$1.50 parking garage fee for first 3 hours

Circle Centre Mall opened its doors in September 1995. Stores include Nordstrom, Carson Pirie Scott, and Home Court, the official store for Indiana Pacers, Indiana Fever, and Conesco Fieldhouse merchandise. The mall also is home to many restaurants and nightclubs, and includes a movie theatre.

### EITELJORG MUSEUM OF AMERICAN INDIANS AND WESTERN ART

**Address:** 500 W. Washington Street  
**Phone:** (317) 636-WEST **Web site:** eiteljorg.org  
**Hours:** Tue.-Sat. 10:00 a.m.-5:00 p.m.; Sun. Noon-5:00 p.m.  
**Admission:** Adults \$8; seniors, 65 and over, \$7; children, ages 5-17, and students with ID, \$5; children, under 4, free

This adobe-style museum, located in White River State Park, houses a Native American and a Western American gallery featuring artifacts that date back to the early 19th century. Exhibits include pottery, paintings, basketry, clothing and bronze art. The museum also hosts a gift shop, White River Trader, as well as dining in the Sky City Cafe.

### IMAX® THEATER IN THE INDIANA STATE MUSEUM

**Address:** 650 W. Washington Street  
**Phone:** (317) 233-IMAX **Web site:** imaxindy.com  
**Hours:** Movie times vary  
**Admission:** *Standard engagement films under 60 mins. in length:* Adults \$9.50; seniors, 60 and older, \$7.50; and children, ages 12 and under, \$6; *Special engagement films over 60 mins. in length:* Adults \$14; seniors, 60 and older, \$11; and children, ages 12 and under, \$10

This 409-seat theater is located in the Indiana State Museum in White River State Park and features the latest in cinematic technology. The theater features bigger-than-life, 2-D and 3-D large format movies, as well as feature films, on a 60-foot wide screen, with a state-of-the-art sound system.

### INDIANA STATE MUSEUM

**Address:** 650 W. Washington Street  
**Phone:** (317) 232-1637 **Web site:** indianamuseum.org  
**Hours:** Mon.-Sat. 9:00 a.m.-5:00 p.m.; Sun. 11:00 a.m.-5:00 p.m.; closed holidays  
**Admission:** Adults \$7; seniors, 60 and older, \$6.50; children, ages 3-12, \$4; different prices apply to special engagements.

The Indiana State Museum, in White River State Park in downtown Indianapolis, is the state's gathering place - inviting exploration, discovery and an ever-changing, family-friendly experience.

### THE CHILDREN'S MUSEUM OF INDIANAPOLIS

**Address:** 3000 N. Meridian Street  
**Phone:** (317) 334-3322 **Web site:** childrensmuseum.org  
**Hours:** Open Daily, March-Labor Day 10:00 a.m.-5:00 p.m.; closed Mondays Sept.-Feb.  
**Admission:** Adults \$15.50; seniors, age 60+, \$14.50; children, ages 2-17, \$10.50; **Carousel Admission:** \$1 per ride

Discover 12 major hands-on galleries that explore the physical and natural sciences, history, world cultures and the arts. See a large-format film in the CineDome, enjoy live performances in the Lilly Theater, visit the stars in the SpaceQuest Planetarium and check out the InfoZone library. Refresh yourself in Reflections Restaurant and shop in The Children's Museum Store.

### INDIANAPOLIS MOTOR SPEEDWAY HALL OF FAME MUSEUM

**Address:** 4790 W. 16th Street  
**Phone:** (317) 492-6784 **Web site:** indianapolismotorspeedway.com  
**Hours:** Open 364 days, 9:00 a.m.-5:00 p.m.; closed Christmas; extended hours during the month of May  
**Admission:** Adults \$5; children, ages 6-15, \$3; children, 5 & under, free; Bus tours: Adults \$3; children, ages 6-15, \$1; children, under 6, free

One of the world's largest and most varied collections of automobiles, and more than 30 cars that won the Indianapolis 500, are on display. The museum also hosts a 15-minute bus tour of the 2½-mile, oval track.

### INDIANAPOLIS MUSEUM OF ART

**Address:** 4000 Michigan Road  
**Phone:** (317) 920-2660 **Web site:** ima-art.org  
**Hours:** Tue., Wed., Sat 11:00 a.m.-5 p.m.; Thu.-Fri. 11:00 a.m.-9:00 p.m.; Sun. Noon-5:00 p.m. closed Mondays  
**Admission:** Free

Among the largest general art museums in the United States. Situated on 152 acres that incorporate the former J.K. Lilly Jr. estate, Oldfields, as well as breathtaking gardens and grounds, the IMA features significant collections of African, American, Asian, European, contemporary and decorative art, including paintings, sculpture, prints, drawings, photographs, textiles and costumes.

### SOLDIERS AND SAILORS MONUMENT

**Address:** Monument Circle  
**Phone:** (317) 232-7615  
**Hours:** Fri.-Sun. 10:00 a.m.-5:00 p.m.  
**Admission:** Free  
**Observation Tower:** Fri.-Sun. 10:00 a.m.-8:00 p.m.  
**Elevator Admission:** \$2

This 284-foot limestone monument, where visitors can get a view of the city's skyline, stands as a tribute to Indiana's 19th and 20th century veterans. It is located on a circle in downtown Indianapolis; hence the city's nickname "Circle City." The monument also houses in its lower level the Colonel Eli Lilly Civil War Museum.

### CHUCK'S

**Address:** 110 West Washington Street  
**Phone:** (317) 656-RACE  
**Hours:** Open seven days a week, doors open 11:00 a.m.-Midnight; call for current racing schedule  
**Admission:** Adults, aged 18-and-up, free  
 Simulcast wagering of the top thoroughbred and standardbred tracks in the country in a sports bar setting. Also shows other professional sporting events. Offers a full-service dining room, reservations are not accepted, as well as a bistro.

### SITES NEAR INDIANAPOLIS

#### INDIANA BASKETBALL HALL OF FAME

**Address:** 1 Hall of Fame Court, New Castle, Ind.  
**Phone:** (765) 529-1891 **Web site:** hoopshall.com  
**Hours:** Mon.-Sat. 10:00 a.m.-5:00 p.m.; Sun. 1:00 p.m.-5:00 p.m.  
**Admission:** Adults \$5; children, ages 5-12, \$3

Tour a locker room or step on the court for the basketball game through this museum's interactive exhibits. Artifacts and videos of famous basketball players are on display.

#### INDIANA DOWNS

**Address:** 4200 N. Michigan Road, Shelbyville, Ind.  
**Phone:** (317) 421-0000 **Web site:** indianadowns.com  
**Hours:** 10:00 a.m.-Midnight daily; call for live racing dates and times.  
**Admission:** Free; \$5 Second Floor, Silk & Sulkies Dining  
 Located 30 minutes southeast of Indianapolis, off of I-74. Live harness racing, thoroughbred and quarter-horse racing, as well as off-track wagering.

#### INDIANA LIVE! CASINO

**Address:** 4200 N. Michigan Road, Shelbyville, Ind. 46176  
**Phone:** (877) 386-4463 **Web site:** IndianaLiveCasino.com  
**Hours:** 24 hours a day, 7 days a week  
**Admission:** Free

The brand new 233,000 square-foot facility opened its doors on March 13, 2009. Indiana Live! Casino is now the largest land-based casino located in the Midwest.

#### HOOSIER PARK

**Address:** 4500 Dan Patch Circle, Anderson, Ind.  
**Phone:** (800) 526-RACE **Web site:** hoosierpark.com  
**E-mail:** info@hoosierpark.com  
**Hours:** Aug.-Nov. 5:00 p.m. (thoroughbred); April-Aug. 5:30 p.m. (harness)  
**Admission:** Adults Clubhouse \$2; Adults Reserved Grandstand \$3; children, 12 and under, free

This race track is located just 50 miles from downtown Indianapolis. Live harness racing, thoroughbred and quarter-horse racing are all part of the action. The track also hosts a brand new casino and a restaurant, The Home Stretch.

# INTRODUCTION

## CONSECO FIELDHOUSE

With 750,000 square feet and 18,165 seats for Pacers basketball, this is a fairly new house that is, remarkably, an old home.

Conseco Fieldhouse, opened Nov. 6, 1999, when the Indiana Pacers hosted the Boston Celtics, is a step into the future while taking a walk back into history. It's big, yet comfortable. It has all the modern features, yet there's that favorite old picture on the wall. It is a building that is unique in today's sports society because the extra effort was made to make it that way. In other words, if you have a religion, you must build the appropriate cathedral.

In Indiana, basketball is religion. Conseco Fieldhouse is the cathedral. That's what makes the home of the Pacers and Indiana Fever unique.

"This building has a special feeling to it, that when people came into it they felt part of the tradition that the building is for," said Pacers Sports & Entertainment COO Rick Fuson. "I think this is a pure basketball arena that reflects the game itself and the roots of the game."

Ground was broken on July 22, 1997, on the \$183 million multi-purpose facility and while there were blueprints, a scale model and dreams, it was hard for anyone at the time to fathom what would evolve. But what rose14 stories into the Indianapolis skyline is a fit perfect for the city, the state, the game of basketball at any level and the various events a facility of this type would host.

"There are so many features that make it one-of-a-kind," said Tom Proebstle, Project Designer for Ellerbe Beckett, the Fieldhouse design firm. "The most obvious feature is the two huge glass curtain walls facing east and west that mark the beginning of an incredible architectural promenade as you are approaching downtown on the highway and see the lit-up glass set against the Indianapolis skyline. No other arena in the world can claim this. I'm sure it will be copied many times over."

That's the view from the outside. Inside, the unique look and feel of Conseco Fieldhouse fully takes over. The Clarian Health Entry Pavilion is a vast gathering place that funnels fans to the Grand Staircase. As patrons make their way up the staircase, their view takes them to their first look at the seating bowl (another unique feature) or to large, memorabilia cases on each side of the entrance to the Fieldhouse seating bowl.

From there, no matter which direction one takes, it's a nostalgic look. From the signage, to the concession stands, to the sponsor pavilions, to the bathrooms, to the practice facility, to the light fixtures, to the scoreboard, to the roll-out bleachers at the south end, Conseco Fieldhouse is unique, distinct and, as Pacers' great Reggie Miller once described, "Unbelievable. Absolutely unbelievable. Far beyond my expectations."

Conseco Fieldhouse has suites (71), club seats (2,400) and state-of-the-art amenities. But it has a look and feel unlike any other indoor facility.

This unique feel has brought many comparisons and compliments to Conseco Fieldhouse. USA Today called the Fieldhouse "A Cathedral to Basketball" and Amusement Business Magazine referred to Conseco Fieldhouse as "The Camden Yards of Basketball." Upon its opening, NBC's Bob Costas said Conseco Fieldhouse "is winning raves all around the league, many think it's the best building in the NBA."

In addition to hosting both the NBA and WNBA Finals for the Pacers and Fever, the Fieldhouse has hosted major boxing events (Vernon Forrest vs. Sugar Shane Mosley, 7/21/02; Roy Jones, Jr. vs. Richard Hall, 5/13/00), UFC 119, as well as visits from Pavarotti, Bill Cosby, Bruce Springsteen, The Boston Pops, John Mellencamp, Paul McCartney, Tim McGraw & Faith Hill, The Dixie Chicks, NSync, Crosby, Stills, Nash & Young, Kid Rock, U2, Lady Gaga and Disney On Ice. It has also played host to the 2002 FIBA World Basketball Championship, the 2004 FINA World Short Course Swimming Championships and the U.S. Gymnastics Championships.

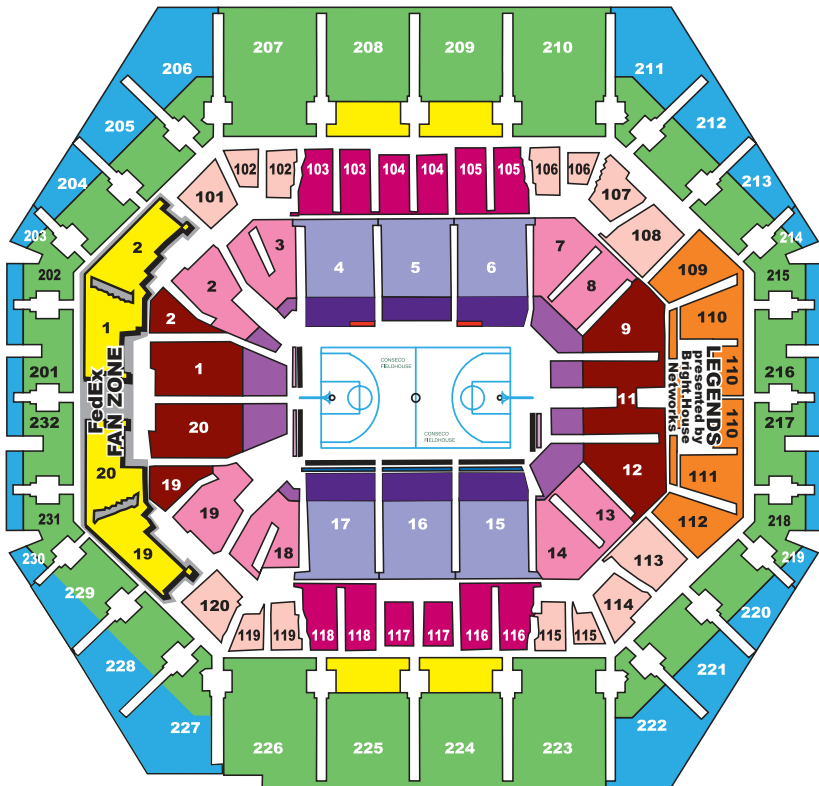
Additionally, Conseco Fieldhouse has been recognized for its compliance and exceeding of ADA (Americans with Disabilities Act) requirements.

## QUICK FACTS

- Ground breaking was on July 22, 1997.
- Approximately 300,000 cubic yards of dirt were removed from the construction site.
- The world's largest crane was brought in to install tresses on top of building. The crane was so large it was disassembled before being brought into the structure and reassembled on the ground level once inside the structure.
- Was the first retro-styled facility in the NBA.
- Main Concourse width ranges from 24 to 60 feet.
- 69 luxury suites available for sale and two larger hospitality suites available for rent.
- Lower Level Suites are 16 rows from court-side seating.
- Approximately five trips around the Main Concourse equal a mile.
- Four main stairwells with approximately 1,014 steps.
- Heating ducts under plazas melt ice during cold weather.

## ADDITIONAL FACTS AND FIGURES

<b>Owner:</b>	Capital Improvement Board, City of Indianapolis
<b>Construction Managers:</b>	Huber, Hunt & Nichols, Inc./Smoot in conjunction with J. Beard Management Associates
<b>Architect:</b>	Ellerbe Beckett Architects & Engineers
<b>Operator:</b>	Pacers Sports & Entertainment
<b>Cost:</b>	\$183 million
<b>Capacity:</b>	18,165 (for basketball)
<b>Acres:</b>	6.2
<b>Square Feet:</b>	750,000
<b>Cubic Feet of Volume:</b>	10,000,000
<b>Limestone:</b>	1,800 pieces totaling 660 tons; 6,500 linear feet
<b>Blocks:</b>	550,000
<b>Bricks:</b>	600,000
<b>Glass:</b>	58,000 square feet, 782 panes
<b>Cable:</b>	38,000 miles
<b>Lights:</b>	8,917
<b>Stereo Amplifiers:</b>	82 in seating bowl; two in each concourse (on each level)
<b>Roof:</b>	14 stories high (approximately 170') (2,600 tons of steel)
<b>Workers to build:</b>	1,200 (approximately 1,461,359 man-hours)
<b>Concession stands:</b>	54 (106 points of sale)
<b>Restrooms:</b>	71 (570 fixtures)
<b>Drinking Fountains:</b>	33
<b>Elevators:</b>	7
<b>ATM Machines:</b>	4
	Chase ..... Clarian Health Entry Pavilion
	Chase ..... Main Concourse - Section 3
	Old National Bank ..... Main Concourse - Section 19
	Indiana Members Credit Union..... Balcony Level - Section 211
<b>First Aid offices:</b>	3
<b>Box Office windows:</b>	18
<b>Catwalk:</b>	approximately 148' from Event Level
<b>Main Scoreboard:</b>	30' high; 35' from scoreboard's bottom to playing floor (65' from scoreboard's top to floor)
<b>Seat size:</b>	20' on Lower/Balcony Levels; 21' on Krieg DeVault Club Level; 22' in Suites
<b>Naming Rights Partner:</b>	Conseco
<b>Sponsor Pavilions:</b>	4 (Indianapolis Motor Speedway, Maker's Mark, The Indianapolis Star and Budweiser Zone)
<b>The basketball in Home Court:</b>	18' across (each section is 18' x 9' x 6'); 3,860 lbs.; 820 man-hours to construct; 6,870 dimples (hand-carved and painted by one man); makes one revolution per minute; rotates at a 22-degree incline; powered by a 1/4-HP motor; constructed out of steel and wrapped with fiberglass.



## 2010-11 SINGLE-GAME TICKET PRICES

\$689	\$318	\$212	\$180.20	\$153.70	\$146.28	\$102.82	\$82.68	\$53	\$29.68	\$13.78	CLUB	\$109.18	\$85.86	*
-------	-------	-------	----------	----------	----------	----------	---------	------	---------	---------	------	----------	---------	---

## TICKET INFORMATION

**PRICES INCLUDE 6% MARION COUNTY ADMISSIONS TAX AND ARE SUBJECT TO AVAILABILITY**

Tickets can be purchased at the Conseco Fieldhouse Box Office, Pacers.com, all Ticketmaster locations, including Ticketmaster.com, or by phone at (800) 4NBA-TIX, in addition to Home Court in Circle Centre Mall. Also, Ticketmaster offers TicketFast - the opportunity to print tickets from your own computer. It is available through ticketmaster.com.

Special group rates for Pacers games and other Conseco Fieldhouse events are available by calling Pacers Sports & Entertainment at (317) 917-2500.

\*Tickets for *Legends* presented by Bright House Networks are by membership only and includes Pacers and Indiana Fever season tickets. For information on season tickets, call PS&E.



## 2010-11 ROSTER

NO	PLAYER	POS	HT	WT	BIRTHDATE	SCHOOL	YEARS PRO
2	Darren Collison	G	6-0	160	8/23/87	UCLA	1
17	Mike Dunleavy	F	6-9	230	9/15/80	Duke	8
5	T.J. Ford	G	6-0	165	3/24/83	Texas	6
10	Jeff Foster	C-F	6-11	250	1/16/77	Texas State	11
24	Paul George	F	6-8	210	5/2/90	Fresno State	R
33	Danny Granger	F	6-9	228	4/20/83	New Mexico	5
50	Tyler Hansbrough	F	6-9	250	11/3/85	North Carolina	1
55	Roy Hibbert	C	7-2	278	12/11/86	Georgetown	2
1	Dahntay Jones	G	6-6	210	12/27/80	Duke	7
44	Solomon Jones	F	6-10	245	7/16/84	South Florida	4
32	Josh McRoberts	F	6-10	240	2/28/87	Duke	3
41	James Posey	F	6-8	217	1/13/77	Xavier (Ohio)	11
22	A.J. Price	G	6-2	181	10/7/86	Connecticut	1
15	Magnum Rolle	F	6-11	235	2/3/86	Louisiana Tech	R
25	Brandon Rush	G	6-6	210	7/7/85	Kansas	2
6	Lance Stephenson	G	6-5	210	9/5/90	Cincinnati	R

**HEAD COACH:** Jim O'Brien, Saint Joseph's

**ASSISTANT COACHES:** Dan Burke, Portland State; Jay DeFruscio, Ursinus; Walter McCarty, Kentucky; Vitaly Potapenko, Wright State; Frank Vogel, Kentucky

**STRENGTH AND CONDITIONING COACH:** Shawn Windle, Maine at Presque Isle

**ATHLETIC TRAINER:** Josh Corbeil, Boston University

**ASSISTANT ATHLETIC TRAINER:** Carl Eaton, Lock Haven

## NUMERICAL ROSTER

- 1 Dahntay Jones
- 2 Darren Collison
- 5 T.J. Ford
- 6 Lance Stephenson
- 10 Jeff Foster
- 15 Magnum Rolle
- 17 Mike Dunleavy
- 22 A.J. Price
- 24 Paul George
- 25 Brandon Rush
- 32 Josh McRoberts
- 33 Danny Granger
- 41 James Posey
- 44 Solomon Jones
- 50 Tyler Hansbrough
- 55 Roy Hibbert

## PRONUNCIATION GUIDE

- Conseco..... Con-SEE-co
- Corbeil ..... Core-bEE-I
- Dahntay..... DON-tay
- DeFruscio..... Duh-FROO-she-o
- Dunleavy ..... DUN-lee-vee
- Hansbrough ..... HANS-bro





PASSION PRIDE PACERS

*Front Office*

# FRONT OFFICE



Pacers Sports & Entertainment (PS&E) is the corporate identity exemplified by Indiana Pacers, Indiana Fever, Conscoco Fieldhouse and Pacers Foundation, Inc. Its team of inspired and dedicated employees promises to deliver quality entertainment and unparalleled service.

One Conscoco Court  
125 S. Pennsylvania Street  
Indianapolis, IN 46204  
Main Business Number: (317) 917-2500

[Pacers.com](http://Pacers.com) [ConscocoFieldhouse.com](http://ConscocoFieldhouse.com) [PacersFoundation.org](http://PacersFoundation.org) [FeverBasketball.com](http://FeverBasketball.com)

## STAFF DIRECTORY

### EXECUTIVE

Owner, Chairman and Chief Executive Officer .....Herbert Simon  
President of Basketball Operations ..... Larry Bird  
President .....Jim Morris  
Chief Operating Officer .....Rick Fuson  
Administrative Assistants ..... Susy Fischer  
Brenda Lawson

### PACERS BASKETBALL

General Manager .....David Morway  
Head Coach ..... Jim O'Brien  
Assistant Coaches ..... Dan Burke  
Jay DeFruscio  
Walter McCarty  
Vitaly Potapenko  
Frank Vogel  
Advance Scout/Assistant Coach ..... Jimmy Powell  
Director/Player Development ..... Billy Keller  
Director/Scouting ..... Ryan Carr  
Director/International Scouting ..... Joe Ash  
Director/Basketball Operations ..... Sonya Clutinger  
Director/Basketball Administration ..... Peter Dinwiddie  
Scouts ..... Kevin Mackey  
Carl Nicks  
Aleksandar Pajovic  
Leonard Perry  
Brian Winters  
Pacers/Fever Basketball Operations Coordinator ..... Ashley Floyd  
Video Coordinator ..... Vance Catlin  
Assistant Video Coordinator ..... Hansen Wong  
Head Physical Therapist/Athletic Trainer ..... Josh Corbell  
Physical Therapist/Assistant Athletic Trainer ..... Carl Eaton  
Head Strength Coach/Assistant Athletic Trainer ..... Shawn Windle  
Equipment Manager ..... Josh Conder  
Massage Therapist ..... Mark Henderson  
Team Physician/Team Orthopedist ..... Tim Hupfer, M.D.  
Team Internist ..... Steve Samuels, M.D.  
Team Cardiologist ..... King Yee, M.D.  
Team Dentist ..... Robin Thoman, DDS  
Team Ophthalmologist ..... John Abrams, M.D.  
Physical Therapist Consultant ..... Dan Dyrek

### PLAYER RELATIONS

Vice President/Player Relations ..... Clark Kellogg  
Director/Team Security ..... John Gray  
Director/Player Relations ..... Heather Denton  
Administrative Assistant ..... Paula Curry

### FEVER BASKETBALL CORPORATION

Chief Operating Officer/General Manager ..... Kelly Krauskopf  
Head Coach ..... Lin Dunn  
Assistant Coaches ..... Gary Kloppenburg  
Carlos Knox  
Vice President/Business Operations ..... Julie Graue  
Director/Media Relations ..... Kevin Messenger  
Director/Fever Sales ..... Kris Kovatovic  
Community Relations and  
Special Projects Manager ..... Roberta Courtright  
NBA/WNBA Basketball Operations Coordinator ..... Ashley Floyd  
Video Coordinator ..... Hansen Wong  
Equipment Manager ..... Allison Hawkins  
Athletic Trainer ..... Craig Stull  
Strength Coach ..... Brandon Johnson  
Rehabilitation and Medical Consultant ..... Holly Heitzman  
Team Physician ..... David Harsha, M.D.  
Team Orthopedist ..... Stephen Kollias, M.D.  
Scott A. Lintner, M.D.

### FINANCE

Chief Financial Officer ..... Kevin Bower

### FINANCE

Vice President/Controller ..... Matt Albrecht  
Manager/Accounting/Assistant Controller ..... Vincent Smith  
Manager/Accounts Payable ..... Theresa Walsh  
Financial Analyst ..... Brenda Thomas  
Finance and Accounting Assistant ..... Barbara Maynard  
Office Manager/Travel Specialist ..... Sandy Clouser  
Receptionist ..... Janice Hinkle

### HUMAN RESOURCES

Vice President/Human Resources ..... Donna Wilkinson  
Director/Human Resources/Payroll ..... Angela Lee  
Human Resources Coordinator ..... Nancy Doyle

### MANAGEMENT INFORMATION SYSTEMS

Vice President/Information Technology ..... Kevin Naylor  
Manager/Information Technology ..... Brian Brown  
Senior Information Technology Technician ..... Bob Cary  
Helpdesk Administrator/  
Administrative Assistant ..... Jennifer Kennedy

## STAFF DIRECTORY

## MARKETING

Sr. Vice President/Marketing..... Larry Mago  
 Administrative Assistant..... Chelsea Pylitt

CORPORATE/PUBLIC RELATIONS/  
COMMUNITY RELATIONS

Vice President/Corporate/Public &  
 Community Relations..... Greg Schenkel  
 Director/Public Information..... David Benner  
 Director/Community Relations..... Kelli Towles  
 Public Information Manager..... Krissy Myers  
 Public Information Assistant..... Tim Edwards  
 Associate Director/Camps & Clinics/  
 Alumni Relations..... Darnell Hillman  
 Community Services Coordinator..... Richard Smith  
 Team Photographer..... Frank McGrath, Jessica Hoffman  
 Statistics Crew Director, Pacers..... Bill York  
 Statistics Crew Director, Fever..... Dana Whitehead  
 Statistics Crew, Pacers..... Bob Bernath, Bill Bevan,  
 Randy Fishman, Scott Fishman, Mike Furimsky,  
 Paul Furimsky, David George, Ed Hruskocy,  
 Tom Rietmann, Elliott Segal, Ed Whitehead, Rick York  
 Statistics Crew, Fever..... Bob Bernath, Trudy Bernath,  
 Clara Caito, Scott Fishman, David George,  
 Marie Kabrich, Beth Masariu, Judy Schneider,  
 Janice Verplank, Rick York  
 Media Room Attendants, Pacers..... Kevin Buerge, Kathy Eren,  
 Deborah Hughes, Susan Kessler,  
 Kaye Totton, Dana Whitehead

## COMMUNICATIONS

Vice President/Communications..... Quinn Buckner

## ENTERTAINMENT

Vice President/Entertainment..... Jamie Berns  
 Director/Internet Marketing..... Conrad Brunner  
 Director/Broadcast Engineering..... Greg Smith  
 Director/Game Operations and  
 Fan Development..... Dean Heaviland  
 Director/Production..... Eric Nelson  
 Associate Director/Game Operations  
 and Fan Development..... Doug Morgan  
 Associate Director/Promotions..... Karen Atkeson  
 Websites Manager..... Justin Hunt  
 Broadcast Manager..... Susan Skelton  
 Manager/Game Operations  
 and Fan Development..... Jamie Russell  
 Dance Teams Coordinator/Choreographer..... Michelle Duggan  
 Senior Producer/Editor..... Dean McDowell  
 Producers/Editors..... Christopher Patton  
 Gary Joe Rice  
 Brian Rogat  
 Matthew Scott  
 Game Operations Assistant..... Ray Henderson  
 Radio Announcers, Pacers..... Mark Boyle  
 Bob Leonard  
 Kevin Lee  
 Television Announcers, Pacers..... Quinn Buckner  
 Chris Denari  
 Clark Kellogg  
 Stacy Paetz  
 Radio/Television Announcers, Fever..... Debbie Antonelli  
 Chris Denari  
 Kevin Lee  
 PA Announcer, Pacers & Fever..... Michael Grady

## MARKETING AND STRATEGIC PLANNING

Director/Interactive Marketing..... Rob Laycock  
 Associate Director/Creative Services..... Jeff Johnson  
 Database Marketing Specialist..... Matthew Cooper  
 Ticket Systems Manager..... Julie Kolner

## SALES

## CORPORATE PARTNERSHIPS

Vice President/Corporate Partnerships..... Terry Tiernon  
 Corporate Partnerships Services Manager..... Janae' Swan  
 Corporate Partnerships Business Manager..... Matthew Lowstetter  
 Corporate Partnerships Services Coordinators..... Sarah Baird  
 Emily Cornforth  
 Heather Elrod  
 Corporate Partnership Sales Executives..... Pam Craven  
 Michael Lake  
 Chris Melby  
 Thorpe Miller  
 Administrative Assistant..... Marilyn Wernke

## TICKET SALES &amp; SERVICES

Vice President/Ticket Sales & Services..... Jake Vernon  
 Director/Group Sales..... Dionna Widder  
 Director/Ticket Services..... Kevin Lane  
 Director/Season Ticket Sales..... Alan Mowrey  
 Fever/Inside Sales Director..... Kris Kovatovic  
 Associate Director/Suite Sales & Services..... Dave Neff  
 Fever/Inside Sales Manager..... Carly Venick  
 Ticket Manager..... Brenda Smith  
 Suite Sales Manager..... Mike White  
 Suite Services Managers..... Stephanie Babcock  
 Bethanie Smith  
 Senior Ticket Services Coordinator..... Colleen Goddard  
 Ticket Services Coordinators..... Amber Matthews  
 Eric Flatt  
 Senior Fever Ticket Services Coordinator..... Darla Jo Parker  
 Group Events Coordinator..... Stephen Staker  
 Premium Sales Consultant..... Edmund Elzy  
 Senior Fever Sales Consultant..... Samantha Hicks  
 Pacers Sales Consultants..... Zach Bonvillian  
 Troy Brokl  
 Kevan Fight  
 Scott Higginson  
 Kyle Krol  
 Alex Krows  
 Brian Stutzman  
 Zach Wogtech  
 Fever Sales Consultants..... Ashlee Folsom  
 Lynn Miller  
 Senior Group Events Specialists..... Alyssa Greco  
 Jason McGuinness  
 Group Event Specialists..... Sam Elmore  
 Hannah Guess  
 Ashlee Jenkins  
 Fever Group Event Specialist..... Jackie Magnuson  
 Fever Account Executives..... Shira Amos  
 Nathan Burger  
 Donovan Etchison  
 Account Executives..... Andrew Boehner  
 Amy Gagnon  
 Lauren Hyde  
 Kyle Krol  
 Camron Monnier  
 Alex Montagano  
 Jason Rost  
 Ticket Sales Administrative Assistant..... Robin Burger

STAFF DIRECTORY

FACILITIES

Administrative Assistant/	
Facilities Office Manager.....	Carrie Tipton
Services/Merchandising &	
Operations Assistant .....	Beth Springman
Administrative/Scheduling Assistant .....	Kim Case

ADMINISTRATION

Vice President/Facilities Administration .....	Harry James
Director/Box Office .....	Paul Congress
Box Office Manager .....	Tricia Brown
Box Office Coordinator .....	Beth Schumacher
Box Office Ticket Sellers .....	Julie Clark
	Scott Dunblazier
	Ursula Harvey

OPERATIONS/EVENT PRODUCTION

Vice President/Production & Operations .....	Tom Rutledge
Associate Director/Event Production .....	Courtney Howell
Production Manager .....	Doug Weitkamp
Stage Foreman .....	Jerry Horne
Houseman .....	Michael Wecht
Central Plant Manager .....	Bob Taft
Central Plant Coordinator .....	Charles Miles
Utility Carpenter .....	Tom Surface
Shift Engineers, Central Plant .....	Dan Karch
	Scott Sermersheim
Housekeeping/Conversion Manager .....	Steve Zimmerman
Conversion .....	Rodney Jenkins

Housekeeping Supervisor .....	Bob Olsen
Utility Setup .....	Terrie Burkes
	Brian Hixon
	Kevin Ligon
	Thomas Ross
	Roy Woods
Event Housekeeping .....	Aaron Hixon

SERVICES

Vice President/Facility Services and Merchandising ...	Rich Kapp
Director/Building Safety and Security .....	John Ball
Director/Merchandising .....	Gary Nelson
Guest Relations Manager .....	B.J. Brown
General Merchandise Manager .....	Mark Lippott
Associate Merchandise Manager .....	Brad Amberger
Assistant Retail Manager .....	Jeremy Jackson
Facility Security Coordinator .....	Mick Jackson
Guest Relations Coordinator .....	Michele Hoosier

CONTRACTED SERVICES

Live Nation Director/Booking .....	Marty Bechtold
ESG Security .....	Steve Thorpe
The Levy Restaurants/Director of Operations .....	Jerry Adams
The Levy Restaurants/Executive Chef .....	David Harvie
Virginia Avenue Garage/Parking Manager .....	Jeff Allsup
Van Ausdall & Farrar .....	Cindy Levin

## OWNERSHIP

**HERBERT SIMON**  
**OWNER/CHAIRMAN & CEO**

Herbert Simon is Chairman Emeritus of Simon Property Group, Inc., which owns or has an interest in more than 385 retail properties worldwide. Born in Brooklyn, N.Y., along with brothers Melvin and Fred, and raised in the Bronx, Mr. Simon earned his bachelor's degree at City College of New York.

Mr. Simon, together with brother Melvin, led the company to a leadership position within the industry which it continues to maintain today. Some of the "breakthrough" retail projects that have drawn worldwide industry and media attention under Simon leadership include The Forum Shops at Caesars in Las Vegas, Nev., The Fashion Centre at Pentagon in the Washington, D.C. metro area and Circle Centre in Indianapolis, Ind., one of the key components in the revitalization of the city's downtown. Mr. Simon helped lead the effort to build another key component for downtown, Conseco Fieldhouse, which is the Pacers' home. It is widely regarded as one of the best, if not the best, indoor arenas in the world.

Mr. Simon, with his late brother Melvin, purchased the Pacers in 1983 to ensure the team would stay in Indianapolis and currently is Owner/CEO of Pacers Sports & Entertainment.

A firm supporter of professional, environmental and community groups, Mr. Simon has served on the Boards of numerous organizations and served a term as Chairman of the NBA Board of Governors.

Mr. Simon is married and has seven children.



## FRONT OFFICE

## PRESIDENT OF BASKETBALL OPERATIONS

LARRY BIRD  
PRESIDENT/BASKETBALL OPERATIONS

As a player, Larry Bird was driven to win. As a coach, he was driven to win. Now in his role as the Indiana Pacers' President of Basketball Operations, Bird's steering wheel remains firmly in place.

When Bird took the helm full time in the spring of 2008 after Donnie Walsh left for the New York Knicks, change was in the air. It started with the June,

2008, NBA draft when Bird orchestrated two trades that brought in seven new players and has continued through the draft, free agency and trades, including the summer of 2010 trade that brought point guard Darren Collison from New Orleans to the Pacers. The Pacers have missed the playoffs four straight years – after a run of nine straight and 16 of 17 years in the postseason – and the highly competitive Bird wants a return . . . and more.

"The first goal is to get back in the playoffs and you do that by getting a core of players to build around," said Bird. "We've got good, young players and an All-Star in Danny Granger who should all get better. It will take time, I know it's going to be tough. I think I know how to do most of it. Hopefully, we can get back to the NBA Finals again. That's our goal. Right now, it's not to win a championship, but to get to the Finals and give ourselves an opportunity to win."

Bird certainly knows how to win with a resume to back it up. The Hoosier basketball legend (he was born in West Baden, Ind., 12/7/1956) was an Indiana All-Star after playing at Springs Valley High School. He played collegiately at Indiana State and in his senior year, led the Sycamores to an undefeated season and the NCAA championship game before losing to Magic Johnson and Michigan State. That season, Bird was the College Player of the Year. His storied success led to him being named one of Indiana's 50 Greatest Basketball Players in 1999.

Then, in 13 seasons as a professional with Boston, he was named the NBA's 1980 Rookie of the Year; was a 12-time NBA All-Star; three-time NBA MVP; helped lead the Celtics to three world championships, winning two NBA Finals MVP awards; won an Olympic gold medal in 1992 as part of the United States' "Dream Team"; was named one of the NBA's 50 Greatest Players in 1996; and was inducted into the Naismith Basketball Hall of Fame in 1998. This summer, Bird entered the Hall of Fame again as the 1992 "Dream Team" was inducted.

After his playing career, Bird's next challenge was coaching and he did well at that as well. In three seasons with the Pacers, he led them to a 147-67 record, winning Coach of the Year honors in 1998 and leading the team to its first-ever NBA Finals appearance in 2000. The Pacers reached the Conference Finals in all three of his seasons, winning two Central Division championships and in 1998, Bird earned Eastern Conference All-Star coaching honors. He returned to the franchise July 11, 2003, in his current role, driven to win again. "I'm in this to win championships and that's the bottom line."

In his role with the Pacers, Bird oversees the basketball operations of the franchise, from the coaches to budgeting to player personnel to scouting to contract negotiations to the training staff.

Walsh, the former Pacers CEO/President said, "I think this is going to be the beginning of a new era in Pacers basketball. I think he is the perfect person to be here in Indiana, to take this team forward for the long haul. It has always been my dream, that when I gave up my job, that

there's a guy in place who can take this franchise and keep it at a very high level. And I think Larry can do that."

Added Bird, "This is my home state, this is the place I wanted to do it. I just want to win basketball games. I want to help the Pacers get to the places they've never been before."

From the day he stepped into the front office, Bird seemed to have an impact. Together with Walsh, they decided in the summer of 2003 to not have Coach Isiah Thomas return for the final year of his contract. They tapped Rick Carlisle to replace Thomas. Carlisle, a former assistant with Bird when he was coach of the Pacers, had led Detroit to two 50-win seasons, two Central Division championships and earned a Coach of the Year honor in 2002 before being fired by the Pistons. He was Bird's obvious, and first, choice to step in. It was his first major move.

The result was a milestone season for the Pacers in 2003-04. They set franchise records for victories (61), winning percentage (.744), road victories in their NBA history (27) and won the Central Division Championship. They also reached the Eastern Conference Finals before bowing to eventual World Champion Detroit, four games to two. In 2004-05, the Pacers returned to the playoffs and reached the Eastern Conference Semifinals. They had a 44-38 record despite a season where they lost players for 309 games due to injury or illness and another 126 due to suspension.

Then in 2005-06, the Pacers finished with a 41-41 record, despite having 236 games lost due to injury. Still, they made the playoffs again.

Following the 2006-07 season, Carlisle and the Pacers agreed to part ways after the team missed the playoffs for the first time in 10 years. Bird quietly conducted his coaching search, eventually landing Jim O'Brien, who met the standards Bird was looking for.

"We have a vision of where we want this team to go, from how we are going to practice, to how we are going to play and the style we're going to play," said Bird. "We are on the same page and I feel Jim is the guy who will take us to the next level. The direction I want to go, he's the guy that's going to get us there."

Despite setbacks, the Pacers didn't step back, they have looked ahead. That's Bird's way.

Stepping into a situation and making the most of it isn't new to Bird. In his first year as coach, he took over a veteran team that had missed the playoffs the previous season. For the third time in the previous five seasons, the Pacers reached Game 7 of the Eastern Conference Finals, this time extending the World Champion Chicago Bulls. Coming into the playoffs, the Pacers not only made the NBA pay attention, they made franchise history at the time. They had 58 victories, the most since joining the NBA in 1976; their .707 winning percentage was the best in the Pacers' history, including their storied ABA days; they were 26-15 on the road, a franchise NBA best, and had the best road record of any Eastern Conference team. The Pacers amazingly didn't lose two straight games in the regular season after December 10, and through the All-Star break, the Pacers had the best record in the East, thus earning Bird All-Star coaching honors.

The next season, the Pacers won the Central Division and reached the Eastern Conference Finals. In 2000, there was another Central Division championship and the trip to the NBA Finals.

Bird then, as he promised at the beginning, stepped away from coaching after three seasons. Three years later, Walsh called again and Bird came back home again to Indiana.

Bird is married to Dinah. He has three children, Corrie, Connor and Mariah. He is an avid golfer and outdoorsman, while enjoying country music and auto racing.

## EXECUTIVE STAFF

**JIM MORRIS**  
**PRESIDENT**

Jim Morris is in his fourth year with Pacers Sports & Entertainment, his third as the franchise's president.

Morris joined PS&E in 2007 as a Special Advisor to then CEO/President Donnie Walsh and was named President, April 16, 2008. Prior to joining the Pacers, Morris has had a career that has been

successful, both professionally and philanthropically. A graduate of Indiana University with a master's degree from Butler University, Morris has spent much of his life in Indianapolis in a variety of key positions. He started with American Fletcher National Bank in 1965 after graduating from IU and from 1967-73 served under former Mayor Richard G. Lugar as chief of staff. He then went to the Lilly Endowment, serving as its president from 1984-88 and from 1989-2002, he was the chairman and chief executive officer for IWC Resources Corporation and Indianapolis Water Company.

Before joining PS&E, Morris was the executive director for five years for the United Nations World Food Programme (WFP) where he oversaw the world's largest humanitarian agency. That rewarding position took him to many oppressed parts of the world as he worked on behalf of the hungry poor, particularly children.

Morris has received many honors, including 16 honorary degrees, throughout his life in recognition for service, particularly in the city of Indianapolis. He has also served on numerous boards and committees – including the chairman of the Indiana University Board of Trustees, treasurer of the United States Olympic Committee and a member of the Board of Governors of the American Red Cross – devoting countless hours to various causes. He is currently Chairman of the Riley Foundation. His interests reflect this: community development, core city revitalization; enhancing opportunities for young people, especially those at-risk; developing world issues; building a sense of community; fund-raising; philanthropy; and the independent sector.

Morris is married to Jackie and they have three children and seven grandchildren.

**RICK FUSON**  
**CHIEF OPERATING OFFICER**

Since joining the Pacers' organization in 1984, Rick Fuson has been influential in shaping events within Market Square Arena, Conseco Fieldhouse and many other events elsewhere in Indianapolis.

A graduate of Indiana University and a life-long resident of Indianapolis, he joined the staff

of Market Square Arena in 1984 as director of special events and was promoted the following year to vice president. Fuson helped oversee the Pacers' move to Conseco Fieldhouse in September 2000. He was promoted to Executive Senior Vice President of Pacers Sports & Entertainment in November 2001. Rick was named Chief Operating Officer in April 2008. In his current role, Fuson is responsible for operation of all aspects of the business and facilities elements of Pacers Sports & Entertainment.

Through the years, Fuson has been active in pursuing major events for Conseco Fieldhouse and the City of Indianapolis. In the past, he was a member of the Executive Committee for the 1991 World Gymnastics Championships and served as chairman for the opening ceremonies. He was co-chairman of special events for the 1991, 1997 and 2000 NCAA Final Four, served on the Local Organizing Committee for the 2006 and 2010 NCAA Final Four. He produced the opening ceremonies of the 2001 World Police & Fire Games and the closing ceremonies of the Pan American Games in 1987. Fuson also served on the Local Organizing Committee for the 2002, 2004, 2006, 2008-2010 Big Ten Basketball Championships, 2002 FIBA World Basketball Championships, and 2004 FINA World Swimming Championship. He is currently serving on the 2012 Super Bowl Committee.

Throughout his career, he has received such honors as Recipient of the Indianapolis Ambassadors 1988 Community Service Award, Indianapolis Business Journal's "Who's Who in Hospitality", "Who's Who in Sports" and "Forty Under Forty." He has also been active with the Indianapolis Fellowship of Christian Athletes, the 1985 NBA All-Star weekend, the grand opening of the Indianapolis Zoo in 1988, the White River Park State Games and Indianapolis Downtown Space 2010.

Fuson is a professional member of the International Association of Assembly Managers. He currently serves on the Board of Directors for Indianapolis Downtown, Inc. and Greater Indianapolis Chamber of Commerce. He also is a member of the executive committee of the Indiana Sports Corporation and Pacers Foundation.

Rick has three children and one grandchild: Amy, Emily, Matthew and Jackson.

**DAVID MORWAY**  
**GENERAL MANAGER**

David Morway is in his 12th season with the Pacers, his third as the team's General Manager.

Morway joined the franchise in February, 1999. He previously was the Senior Vice President of Basketball Operations and was responsible for the day-to-day operation and administration of the Basketball Division. As

General Manager, he retains those duties and will also oversee salary cap issues and assist Basketball President Larry Bird in personnel decisions.

"I'm very happy to have David by my side," said Bird. "This newly-expanded role maximizes David's skills and experience and I'm confident we have the knowledge and resources to get the Pacers to the level we expect, our owners expect and our fans expect."

Morway has a vast sports background. He served as Assistant to the President for the San Diego Padres from 1985-88, where he was involved in contract analysis and negotiation. He also designed and implemented programs in player relations, team employee assistance and customer relations.

From 1988-95, Morway started and was President of Professional Excellence Sports, Inc. (Pro Ex), a sports management firm. Morway represented more than 75 clients, including David Benoit, Ed Gray, former Pacers' player Micheal Williams, as well as NFL players Junior Seau, Darren Woodson, Chris Naeole and Tony Clark.

## FRONT OFFICE

### EXECUTIVE STAFF

Pro Ex was incorporated into DSM International in 1995 and Morway remained with the company until 1998. A 1982 graduate of the University of Arizona, Morway also has a law degree from the University of San Diego. He is married to Karen and they have two sons, Robbie and Michael.

#### KEVIN BOWER

##### SR. VICE PRESIDENT/FINANCE/ CHIEF FINANCIAL OFFICER



Kevin Bower is in his ninth year with Pacers Sports & Entertainment as the organization's Senior Vice President of Finance and Chief Financial Officer.

Bower came to PS&E in January 2002 from Jarden Corporation, a publicly traded manufacturer and distributor of niche consumer products used in and around the

home. He spent nine years at Jarden and most recently served as Senior Vice President and Chief Financial Officer.

Bower started his career in 1980 with Schneider & Shuster, a locally-based public accounting firm in Denver, Colo. After five years in Denver he returned to Indiana where he continued his career in public accounting with Price Waterhouse.

Bower, 51, was born in Fort Wayne, Ind., and grew up in South Bend, Ind. He attended Bentley University in Waltham, Mass., on a basketball scholarship and graduated with a BS in accounting. He is married to Maureen and they have three children, Erin, Megan and Kevin.

Bower is a member of the American Institute of Certified Public Accountants and the Indiana CPA Society. He serves on the Boards of Pacers Foundation, the St. Vincent Foundation and the Rotary Club of Indianapolis. In his spare time, he enjoys reading, golf and traveling.

#### KELLY KRAUSKOPF

##### CHIEF OPERATING OFFICER AND GENERAL MANAGER



Kelly Krauskopf is in her 11th season as the Indiana Fever's Chief Operating Officer and her seventh as the team's General Manager. The highest-ranking female sports administrator in Indianapolis, she has been the Fever's chief executive since the franchise was founded in 1999.

Since the team was established,

Krauskopf has been the guiding force of the Fever from building the team roster to building a fan base for Indiana's Women's National Basketball Association franchise. In her role with the Fever, Krauskopf oversees all aspects of the team's operation.

Since moving to Indianapolis and beginning the task of building a WNBA franchise, Krauskopf has engineered numerous player moves enabling the Fever to improve the team and complete its finest season in 2009. The Fever carried the best record in the WNBA throughout the regular season en route to the club's first regular season conference title and its fifth consecutive playoff appearance. The 2009 campaign eclipsed the Fever's previous best seasons with identical 21-13 records in 2005, 2006 and 2007. Including 2010, Krauskopf has guided the franchise to seven playoff berths in its first 11 seasons.

The Krauskopf-built Fever is perhaps the most stable the franchise has ever been, led by a solid core of returning starters that include All-Stars Tamika Catchings, Katie Douglas and Tammy Sutton-Brown, Australian Olympian Tully Bevilacqua and 2008 WNBA Most Improved Player Ebony Hoffman.

Within the past five years, Krauskopf's key trades and free agent acquisitions have re-built the Fever roster. Krauskopf has frequently been among the league's most active GMs, re-tooling the Fever roster with trades and free agent acquisitions that have annually put Indiana in playoff contention.

Besides a February 2008 deal to land hometown star Douglas, other moves in recent years resulted in the signing of veteran centers Natalie Williams and Yolanda Griffith, and acquiring former point guard Kelly Miller. A midseason move during the 2002 campaign brought veteran guard Coquese Washington to the Fever to ignite a late run to the franchise's first appearance in the WNBA Playoffs.

The cornerstone of the franchise was solidified by the draft selection of Catchings in the 2001 WNBA Draft. The third overall selection in the 2001 Draft and a 2004 and 2008 U.S. Olympian, Catchings was named Rookie of the Year in 2002 and Defensive Player of the Year in 2005, 2006, 2009 and 2010. She is a six-time WNBA All-Star and a seven-time All-WNBA selection who has finished in the top five in MVP balloting seven times.

Bevilacqua, a veteran point guard from Australia who helped enable Seattle to win the WNBA title in 2004, was added via free agency in January 2005 to steady the unit and direct the franchise through what would become its finest seasons.

Krauskopf also serves on USA Basketball's Women's Senior National Team Committee, helping to select from WNBA players to develop U.S. National Team rosters. Krauskopf has been a committee member since 2000, helping select the gold-medal winning roster for the 2004 Summer Olympics in Athens, and again for Beijing in 2008.

Krauskopf has been in the forefront of the development of the WNBA. In September 1996, she was named the WNBA's first Director of Basketball Operations. In that role, she was involved in all phases of the league's start-up operation and initiatives. She also developed the league's first set of playing rules, officiating policies, scheduling and other league standards, while working daily with WNBA team general managers and operations personnel.

Before joining the WNBA, Krauskopf was the Managing Director of League Development for Media Sports Partnership, Limited in Dallas, Tex. From 1990 to 1994, she was Assistant Commissioner for the Southwest Conference. In addition to overseeing league marketing, she was the chief administrator for all eight women's sports programs in the conference. She served from 1986 to 1990 as Texas A&M's Assistant Athletic Director for Women's Sports/Marketing.

Krauskopf has served on committees for the Women's Sports Foundation; the Women's Basketball Coaches Association; Citizenship for Sports Alliance and Texas A&M's Lettermen's Association Board of Directors. She currently serves on the Indiana Sports Corporation Presidents Council.

A 1983 graduate of Texas A&M University with a bachelor of arts degree in journalism, she was a three-year letterwinner in basketball for the Lady Aggies after transferring from Stephen F. Austin University where she played her freshman year under legendary coach Sue Gunter.

## EXECUTIVE STAFF

**LARRY MAGO**  
**SR. VICE PRESIDENT/MARKETING**

Larry Mago is in his ninth year as the Senior Vice President of Marketing, after spending three years as Pacers Sports & Entertainment's Vice President of Entertainment.

Mago joined the Pacers in 1985 as General Manager of the Pacers' Network Indiana, a 50-station statewide radio network. In 1988,

Mago assumed the title of Broadcast Production Director. As the director, he produced Pacers Television and radio and coordinated the production services for all the television coverage of NBA and WNBA games.

His experience with the Pacers has included directing live Pacers' coverage of the 1996 preseason in Germany

and Spain and directing the 1992 NBA Finals World Feed. He was a Vice-Chair of Host Broadcasts of the 2002 FIBA World Basketball Championship held in Indianapolis and co-chair of the Host Broadcast Committee for the 2004 FINA World Swimming Championships. He was also a charter member of the NBA Broadcast Advisory Board; and currently serves on the Marketing Board of Indianapolis Downtown, Inc and the Board of Directors for Big Brothers Big Sisters of Central Indiana.

Mago started his career as an on-air broadcaster for several radio stations, including the Pacers' Flagship station, WIBC AM-1070. At WIBC, Mago served the capacity of program manager and helped establish the first Indianapolis Colts network.

A native of the suburbs of New York City, he graduated from Butler University in 1979. He currently resides in Indianapolis and has one daughter, Emily.

## VICE PRESIDENTS



**MATT ALBRECHT**  
CONTROLLER



**JAMIE BERNs**  
ENTERTAINMENT



**QUINN BUCKNER**  
COMMUNICATIONS



**JULIE GRAUE**  
FEVER BUSINESS OPERATIONS



**HARRY JAMES**  
FACILITIES ADMINISTRATION



**RICH KAPP**  
FACILITY SERVICES AND  
MERCHANDISING



**CLARK KELLOGG**  
PLAYER RELATIONS



**KEVIN NAYLOR**  
INFORMATION TECHNOLOGY



**TOM RUTLEDGE**  
PRODUCTION & OPERATIONS



**GREG SCHENKEL**  
CORPORATE/PUBLIC &  
COMMUNITY RELATIONS



**TERRY TIERNON**  
CORPORATE PARTNERSHIP




**JAKE VERNON**  
TICKET SALES & SERVICES



**DONNA WILKINSON**  
HUMAN RESOURCES

## FRONT OFFICE

## PS&amp;E FRONT OFFICE



**BRAD AMBERGER**  
FACILITIES SERVICES



**SHIRA AMOS**  
TICKET SALES &  
SERVICES



**KAREN ATKESON**  
GAME OPERATIONS



**STEPHANIE BABCOCK**  
TICKET SALES &  
SERVICES



**SARAH BAIRD**  
CORPORATE PARTNERSHIPS



**JOHN BALL**  
FACILITIES SERVICES



**DAVID BENNER**  
PUBLIC INFORMATION



**ANDREW BOEHNER**  
TICKET SALES &  
SERVICES



**ZACH BONVILLIAN**  
TICKET SALES &  
SERVICES



**TROY BROKL**  
TICKET SALES &  
SERVICES



**B.J. BROWN**  
FACILITIES SERVICES



**BRIAN BROWN**  
MANAGEMENT  
INFORMATION TECHNOLOGY



**TRICIA BROWN**  
FACILITIES  
ADMINISTRATION



**CONRAD BRUNNER**  
INTERNET MARKETING



**NATHAN BURGER**  
TICKET SALES &  
SERVICES



**ROBIN BURGER**  
TICKET SALES &  
SERVICES



**TERRIE BURKES**  
OPERATIONS/EVENT  
PRODUCTION



**BOB CARY**  
MANAGEMENT  
INFORMATION TECHNOLOGY



**KIM CASE**  
FACILITIES



**JULIE CLARK**  
FACILITIES  
ADMINISTRATION



**SANDY CLOUSER**  
FINANCE



**PAUL CONGRESS**  
FACILITIES  
ADMINISTRATION



**MATTHEW COOPER**  
MARKETING AND  
STRATEGIC PLANNING



**EMILY CORNFORTH**  
CORPORATE  
PARTNERSHIPS



**ROBERTA COURTRIGHT**  
FEVER BASKETBALL



## PS&E FRONT OFFICE



**PAM CRAVEN**  
CORPORATE  
PARTNERSHIPS



**NANCY DOYLE**  
HUMAN RESOURCES



**MICHELLE DUGGAN**  
GAME OPERATIONS



**SCOTT DUNBLAZIER**  
FACILITIES  
ADMINISTRATION



**TIM EDWARDS**  
PUBLIC INFORMATION



**SAM ELMORE**  
TICKET SALES &  
SERVICES



**HEATHER ELROD**  
CORPORATE  
PARTNERSHIPS



**EDMUND ELZY**  
TICKET SALES &  
SERVICES



**DONOVAN ETCHISON**  
TICKET SALES &  
SERVICES



**KEVIN FIGHT**  
TICKET SALES &  
SERVICES



**SUSY FISCHER**  
EXECUTIVE



**ERIC FLATT**  
TICKET SALES &  
SERVICES



**ASHLEE FOLSOM**  
TICKET SALES &  
SERVICES



**AMY GAGNON**  
TICKET SALES &  
SERVICES



**COLLEEN GODDARD**  
TICKET SALES &  
SERVICES



**ALYSSA GRECO**  
TICKET SALES &  
SERVICES



**HANNAH GUESS**  
TICKET SALES &  
SERVICES



**URSULA HARVEY**  
FACILITIES  
ADMINISTRATION



**ALLISON HAWKINS**  
FEVER BASKETBALL



**DEAN HEAVILAND**  
GAME OPERATIONS



**RAY HENDERSON**  
GAME OPERATIONS



**SAMANTHA HICKS**  
TICKET SALES & SERVICES



**SCOTT HIGGINSON**  
TICKET SALES &  
SERVICES



**DARNELL HILLMAN**  
COMMUNITY RELATIONS



**JANICE HINKLE**  
FINANCE

## FRONT OFFICE

## PS&amp;E FRONT OFFICE



**AARON HIXON**  
OPERATIONS/EVENT  
PRODUCTION



**BRIAN HIXON**  
OPERATIONS/EVENT  
PRODUCTION



**MICHELE HOOSIER**  
FACILITIES SERVICES



**JERRY HORNE**  
OPERATIONS/EVENT  
PRODUCTION



**COURTNEY HOWELL**  
OPERATIONS/EVENT  
PRODUCTION



**JUSTIN HUNT**  
INTERNET MARKETING



**LAUREN HYDE**  
TICKET SALES &  
SERVICES



**JEREMY JACKSON**  
FACILITIES SERVICES



**MICK JACKSON**  
FACILITIES SERVICES



**ASHLEE JENKINS**  
TICKET SALES &  
SERVICES



**RODNEY JENKINS**  
OPERATIONS/EVENT  
PRODUCTION



**BRANDON JOHNSON**  
FEVER BASKETBALL



**JEFF JOHNSON**  
MARKETING AND  
STRATEGIC PLANNING



**DAN KARCH**  
OPERATIONS/EVENT  
PRODUCTION



**JENNIFER KENNEDY**  
MANAGEMENT  
INFORMATION TECHNOLOGY



**JULIE KOLNER**  
MARKETING AND  
STRATEGIC PLANNING



**KRIS KOVATOVIC**  
TICKET SALES &  
SERVICES



**KYLE KROL**  
TICKET SALES & SERVICES



**ALEX KROWS**  
TICKET SALES &  
SERVICES



**MICHAEL LAKE**  
CORPORATE  
PARTNERSHIPS



**KEVIN LANE**  
TICKET SALES &  
SERVICES



**BRENDA LAWSON**  
EXECUTIVE



**ROB LAYCOCK**  
MARKETING AND  
STRATEGIC PLANNING



**ANGELA LEE**  
HUMAN RESOURCES



**KEVIN LIGON**  
OPERATIONS/EVENT  
PRODUCTION



**MARK LIPPOTT**  
FACILITIES SERVICES



**MATTHEW LOWSTETTER**  
CORPORATE  
PARTNERSHIPS



**JACKIE MAGNUSON**  
TICKET SALES & SERVICES



**AMBER MATTHEWS**  
TICKET SALES & SERVICES



**BARBARA MAYNARD**  
FINANCE

## PS&E FRONT OFFICE



**DEAN McDOWELL**  
BROADCAST



**JASON MCGUINNESS**  
TICKET SALES &  
SERVICES



**CHRIS MELBY**  
CORPORATE  
PARTNERSHIPS



**KEVIN MESSENGER**  
FEVER BASKETBALL



**CHARLES MILES**  
OPERATIONS/EVENT  
PRODUCTION



**LYNNE MILLER**  
TICKET SALES &  
SERVICES



**THORPE MILLER**  
CORPORATE  
PARTNERSHIPS



**CAMRON MONNIER**  
TICKET SALES &  
SERVICES



**ALEX MONTAGANO**  
TICKET SALES &  
SERVICES



**DOUG MORGAN**  
GAME OPERATIONS



**ALAN MOWREY**  
TICKET SALES &  
SERVICES



**KRISSY MYERS**  
PUBLIC INFORMATION



**DAVE NEFF**  
TICKET SALES & SERVICES



**ERIC NELSON**  
BROADCAST



**GARY NELSON**  
FACILITIES SERVICES



**BOB OLSEN**  
OPERATIONS/  
EVENT PRODUCTION



**DARLA JO PARKER**  
TICKET SALES & SERVICES



**CHRISTOPHER PATTON**  
BROADCAST



**CHELSEA PYLITT**  
MARKETING



**GARY JOE RICE**  
BROADCAST



**BRIAN ROGAT**  
BROADCAST



**THOMAS ROSS**  
OPERATIONS/EVENT  
PRODUCTION



**JASON ROST**  
TICKET SALES &  
SERVICES



**JAMIE RUSSELL**  
GAME OPERATIONS



**BETH SCHUMACHER**  
FACILITIES  
ADMINISTRATION



**MATTHEW SCOTT**  
BROADCAST



**SCOTT SERMERSHEIM**  
OPERATIONS/EVENT  
PRODUCTION



**SUSAN SKELTON**  
BROADCAST



**BETHANIE SMITH**  
TICKET SALES &  
SERVICES



**BRENDA SMITH**  
TICKET SALES &  
SERVICES

## FRONT OFFICE

## PS&amp;E FRONT OFFICE



**GREG SMITH**  
BROADCAST MANAGER



**RICHARD SMITH**  
COMMUNITY RELATIONS



**VINCENT SMITH**  
FINANCE



**BETH SPRINGMAN**  
FACILITIES



**STEPHEN STAKER**  
TICKET SALES &  
SERVICES



**CRAIG STULL**  
FEVER BASKETBALL



**BRIAN STUTZMAN**  
TICKET SALES & SERVICES



**TOM SURFACE**  
OPERATIONS/EVENT  
PRODUCTION



**JANAÉ SWAN**  
CORPORATE  
PARTNERSHIPS



**BOB TAFT**  
OPERATIONS/EVENT  
PRODUCTION



**BRENDA THOMAS**  
FINANCE



**CARRIE TIPTON**  
FACILITIES



**KELLI TOWLES**  
COMMUNITY RELATIONS



**CARLY VENICK**  
TICKET SALES &  
SERVICES



**THERESA WALSH**  
FINANCE



**MICHAEL WECHT**  
OPERATIONS/EVENT  
PRODUCTION



**DOUG WEITKAMP**  
OPERATIONS/  
EVENT PRODUCTION



**MARILYNN WERNKE**  
CORPORATE  
PARTNERSHIPS



**MIKE WHITE**  
TICKET SALES &  
SERVICES



**DIONNA WIDDER**  
TICKET SALES &  
SERVICES



**ZACH WOGTECH**  
TICKET SALES &  
SERVICES



**ROY WOODS**  
OPERATIONS/EVENT  
PRODUCTION



**STEVE ZIMMERMAN**  
OPERATIONS/EVENT  
PRODUCTION



## DANCE TEAM

## INDIANA PACEMATES



Since the Indiana Pacers first hit the hardwood in 1967, the Indiana Pacemates have been right there with them! Originally known as the Marathon Scoreboard Girls and then the Paul Harris Pacerettes in the ABA, the squad presented fashion shows during selected timeouts and halftimes. After several years, the squad evolved into an entertainment entity of the franchise during the 1972-73 season and became known as the Indiana Pacemates. The Pacemates currently act as goodwill ambassadors to the community by making numerous appearances throughout the year for corporate, private, civic and charitable events on behalf of the Indiana Pacers.

The Pacemates' program continued into the 1976-77 season, when the Pacers entered the National Basketball Association. A dramatic new dimension was added to the Pacemates' program when they were heralded as the first professional dance/cheerleading squad in the NBA.

Creatively, the Pacemates merged the magic of dance and the excitement of cheerleading into a kaleidoscope of entertainment. So innovative and organized was the Pacemates' program that similar groups began to appear with other teams. Squads such as the Los Angeles Laker Girls, Chicago Luvabulls and the New Jersey Nets' Cheerleaders could now be found in NBA programs throughout the country. However, it was the Pacemates that were the trendsetters.

The Pacemates' excellent reputation for entertainment came to the attention of the NBA front office in New York City, which extended an invitation to the squad to perform at the NBA All-Star Game. This was the first time in NBA history that an invitation was extended to a professional cheerleading squad. The Pacemates continued to set the trend as they were also the very first NBA dance team to be invited to perform for U.S. and NATO troops stationed overseas on the Armed Forces Entertainment Tour in 2004 and 2005. In the summer of 2009, the Pacemates were invited to China by the NBA to participate in a 14-day tour with the Jam Van Tour.

As the Pacers continue to succeed, so does the Pacemates' program. Under sponsorship by Bright House Networks, they continue their tradition of excellence in entertainment and commitment to the community.





## TEAM MASCOT

## BOOMER



Boomer is a definite fan favorite. He has made a cat-quick climb to become one of the best mascots in all of sports. His athletic abilities and comedic antics win over fans of all ages. This wacky cat has a unique way of entertaining. His act draws plenty of laughs from fans, opponents and even referees.

His popularity continues to grow and he is now recognized locally, nationally and world-wide. Last year, Boomer made more than 300 personal appearances and will make as many next year. He has been to Australia, Mexico, France, Spain, Germany, China, Portugal, England, South Korea, Scotland, Taiwan,

Puerto Rico, Bosnia, Kosovo, Iceland and Holland. He has been a participant in 13 NBA All-Star weekends, featured in NBA national marketing spots and in one overseas publication was recognized as one of the top ten mascots in Europe.

To his credit, Boomer keeps his paws firmly planted on the ground (except when he puts on his dunking display) by participating in many charitable events. His favorites are the NBA's "Read To Achieve," as well as his "Say No To Drugs" and "Boomer's Boot Camp" programs. Boomer makes regular visits to area schools to promote these programs.

As a result of his dedication and popularity, his personal contract with the Pacers is considered one of the best in all of professional sports. Boomer's deal calls for him to receive 8,000 pounds of catnip per week, a summer home in the Cat-skills, a winter home on Cat-alina Island and a custom-made cat-amaran.



## RADIO ANNOUNCERS

MARK BOYLE  
PLAY-BY-PLAY

Mark Boyle has completed a franchise record 22 seasons as the "Voice of the Pacers" on an extensive statewide network, and will broadcast his 2000th NBA game during the 2010-11 season.

Before coming to Indiana, Boyle spent time in Minneapolis, St. Louis - where he worked in

one of the most highly regarded sports departments in broadcasting at KMOX - and New York, where he was one of the original on-air voices at WFAN, the country's first all sports radio station. In addition to his NBA experience, which includes work on the nationally broadcast NBA Game of the Week, he has worked in the NHL, spending two seasons with the Minnesota North Stars, and has covered the NFL, Major League Baseball and Big Ten football and basketball.

A man of eclectic interests, Boyle has spent his summers broadcasting minor league baseball games, competing in the U.S. Open Chess Tournament, performing with the Indianapolis Symphony and at the Indianapolis Civic Theatre, piranha fishing on the Amazon River, and working as a barista at a local coffee house. Active in several local charities, he has served on the Board of Directors of The Indiana Blind Children's Foundation and the Indiana Children's Wish Fund, and this past summer he walked 500 miles across Indiana to raise money for the Wish Fund.

Twice named Indiana's Sportscaster of the Year by the National Sportswriters and Sportscasters Association, Boyle has also been recognized as the top talk show host in Indianapolis by Indianapolis Monthly magazine.

BOBBY "SLICK" LEONARD  
COLOR ANALYST

Bobby "Slick" Leonard is in his 26th year with the Pacers as a broadcaster and lends unique perspective to each game along with his vast knowledge of basketball.

As a Pacers' head coach for 12 years, Leonard won 529 games and three ABA championships.

Before coming to the Pacers,

"Slick" had an outstanding playing career on the high school, collegiate and pro levels and was named as one of the state's "50 Greatest Players." A two-time All-American at Indiana University, he was captain of the Hoosiers' 1953 NCAA championship team. He played seven years in the NBA with the Minneapolis/Los Angeles Lakers.

Leonard is a member of the Indiana Basketball Hall of Fame and was the first person inducted into the Indiana University Sports Hall of Fame. He was voted by a national sportswriters and broadcasters association as the ABA's All-Time Coach. Recently, he was honored as a member of Indiana University's All-Century Basketball Team.

He also is one of just five individuals in Pacers history to have a banner raised in his honor. Hanging from the rafters of Conseco Fieldhouse is a banner honoring Leonard and his 529 victories as coach of the Pacers.

A native of Terre Haute, Ind., Leonard lives in Carmel, Ind., with his wife, Nancy, and is a partner in Bobby Leonard Enterprises. They have five children and seven grandchildren.

KEVIN LEE  
HOST

Kevin Lee is in his 16th season as the host of the Pacers radio network and also contributes to Pacers telecasts on Fox Sports Indiana.

In addition to his work for the Pacers, Lee is a play-by-play announcer for the Indiana Fever and the Indiana High School Athletic Association Radio Network. He

also serves as a pit reporter for the Indianapolis Motor Speedway Radio Network and Versus for their coverage of the Indy Racing League, is the sideline reporter for the Indianapolis Colts Radio Network and is a contributor to the Pacers' flagship station, 93.1 WIBC and 1070 The Fan. Lee has also handled play-by-play for NBATV, HDNet, and Ball State University.

Lee, a graduate of Indianapolis' Ben Davis High School and Ball State University, lives with his wife, Stacey, and their children, Jackson and Savannah, in Avon, Indiana.

## 2010-11 CONSECO PACERS RADIO NETWORK

THE FAN	1070 AM	Indianapolis
KPPL	92.5 FM	Poplar Bluff, MO
WAXL	103.3 FM	Huntingburg
WBIW	1340 AM	Bedford
WBOW	1300 AM	Terre Haute
WHON	930 AM	Richmond
WJCP	1460 AM	North Vernon
WNHD	1550 AM	New Castle
WNDI	95.3 FM	Sullivan
WORX	96.7 FM	Madison
WPGW	1440 AM	Portland
WREB	FM 94.3	Greencastle
WSDX	1130 AM	Brazil
WWBL	FM 106.5	Vincennes
WYFX	FM 106.7	Mt. Vernon
WZBD	92.7 FM	Berne

## TELEVISION ANNOUNCERS

**QUINN BUCKNER**  
**COLOR ANALYST**

Quinn Buckner is in his 13th season as an analyst for the Pacers' cable television games. In July 2004, Buckner was named Vice President of Communications for Pacers Sports & Entertainment. Buckner also leads the Pacers Youth Basketball program, a Pacers Sports & Entertainment

initiative to support youth basketball in Indiana.

Prior to joining the Pacers' television staff, he spent three seasons as an analyst with the Cleveland Cavaliers. Other television work Buckner has done includes two seasons with NBC and its NBA coverage, and also working on CBS' college basketball coverage. He was also an analyst for NBA games on ESPN Radio.

Buckner is a former head coach of the Dallas Mavericks and played 10 seasons in the NBA, including 1983-84, when he was a member of Boston's NBA Championship team.

An Indiana University graduate, Buckner was the captain of the 1976 undefeated NCAA Championship team, the last college basketball team to go undefeated and win the national championship. He was the Captain of the 1976 gold medal-winning U.S. Olympic Basketball team. While in high school, Buckner captained two Illinois state championships teams. He is one of three people in the history of basketball to win a championship on every level, high school, college, Olympics and the NBA.

His civic activities include serving on the boards of various charities, including The Indiana Youth Institute, Pacers Foundation, YMCA, Community Hospital Foundation, Special Olympics of Indiana, Indianapolis Zoological Society and the First Tee of Indianapolis.

**CHRIS DENARI**  
**PLAY-BY-PLAY**

Chris Denari enters his fifth season as the Pacers' television play-by-play announcer. Denari has been involved in broadcasting sports in Indianapolis for more than 25 years. He was named the Indiana Sportswriters and Sportscasters Association 2003 Broadcaster of the Year.

Denari also serves as the radio and television play-by-play announcer for the WNBA's Indiana Fever, which he has done for the past 11 seasons. He most recently was the Sports Director at WXIN-TV Fox 59 in Indianapolis. With his move to Pacers' TV, he ended his 17-year association as the radio play-by-play voice of Butler University basketball. He called five of Butler's recent NCAA Tournament appearances, including the Bulldogs' first trip to the Sweet Sixteen in 2003.

He is a member of the Indianapolis Motor Speedway Radio Network and has also been a member of the Indianapolis Colts Radio Network. He also previously worked for Pacers' TV as a locker-room reporter and was the television play-by-play voice for the Indiana High School Athletic Association's state championship events.

A 1979 graduate of Westfield (Ind.) High School, he played basketball for his father, Bob. He graduated from Wabash College in 1983, and was a member of the Little Giants' 1982 NCAA Division III national championship basketball team.

Denari also serves on the Board of Directors for Special Olympics Indiana and is a spokesman and volunteer for the Hamilton County Humane Society. In 2009, he was named to the inaugural class of the Westfield High School Distinguished Alumni Hall of Fame.

Denari and his wife, Terry, live in Carmel, Ind., with their sons, Evan, Wilson and Max.

## TELEVISION ANNOUNCERS

**CLARK KELLOGG**  
**COLOR ANALYST**

Clark Kellogg, a former player for the Indiana Pacers and highly-respected broadcaster for Pacers and CBS college basketball telecasts, is in his first season as the team's Vice President of Player Relations. Kellogg will continue his responsibilities with Pacers television for the 22nd year and as the lead college

basketball analyst for CBS.

"Everything Clark has done in his life, as a player, as an analyst and as a person, he has approached with hard work, class, dignity and has always given 100 percent," said Pacers President of Basketball Larry Bird. "We think he is a tremendous asset for our franchise. He has great respect and knowledge of the game, both on and off the court. He is someone our players, our franchise and our community can look to as a role model, and we couldn't be happier to have him assume this important role with our players."

The 49-year-old Kellogg was the Pacers No. 1 draft pick (eighth overall) in 1982 and played five seasons, the last two abbreviated due to a knee injury that caused him to retire. He averaged 18.9 points and 9.5 rebounds including 20.1 and 10.6 his rookie year, one of just four players in the NBA that season to average above 20 and 10 in those two categories. He was a unanimous selection to the 1982 NBA All-Rookie Team.

After retiring, Kellogg got into broadcasting with Pacers radio and Cleveland State University TV in 1987-88. He eventually moved to television with the Pacers as an analyst and has filled that role for the last 21 seasons. He worked on ESPN's college basketball coverage from 1990-'97 and worked for the Big East Network and Prime Sports before joining CBS in 1993. With CBS, Kellogg has been a studio co-host for NCAA tournament coverage and in 2009 became the lead college basketball analyst, only the second person to do so at CBS since 1982.

Kellogg is a native of Cleveland, Ohio, and attended Ohio State University where he was the Big Ten's MVP in 1982. He received his degree from OSU in 1996. In his free time, Kellogg volunteers his time and resources to various organizations, including the Fellowship of Christian Athletes, Athletes in Action and United Way.

He and his wife, Rosy, have three children, Talisa, Alex and Nicholas.

**STACY PAETZ**  
**STUDIO HOST AND SIDELINE REPORTER**

Stacy Paetz joined the Pacers' broadcast team in 2004 as Studio Host and Sideline Reporter. Paetz also served as a reporter as part of TNT's coverage of the 2008 NBA Playoffs.

Prior to joining FOX Sports, she hosted ESPN's Scholastic Sports America, a weekly show dedicated to the top high school

athletes in the nation. Paetz made her first on-air appearance on ESPN2 at just 19 years old.

While at ESPN, Paetz worked the sidelines for college football, Women's College World Series, Little League World Series and NCAA Men's Soccer Championships. Also during that time, she worked at the Summer Olympic Games in Atlanta, ESPN's X-Games and ESPN's Sunday Night NFL.

Paetz also hosted NCAA football, soccer, volleyball and softball selection shows, Inside the Colts, CART Friday Night and Splash TV with Olympic swimmers.

Paetz has been featured in Sports Illustrated and Dime Magazine and was named Graduate of the Decade for Ball State University. She mentors children, speaks to several organizations across the country each year and is involved with Church and Community Services. Paetz is on the Board of Advisors for Stedman Graham with Athletes Against Drugs, Fellowship of Christian Athletes, FTW, Just Say Know and Sheltering Wings.



PASSION PRIDE PACERS





PASSION PRIDE PACERS

*In The Community*



## PACERS ACADEMY

In 2001, the Indiana Pacers, through a partnership with Simon Youth Foundation and Indianapolis Public Schools, opened Pacers Academy as the first school to be sponsored by an NBA team.

The school was created to serve students at risk of dropping out of school. In the first five years, 92 percent of students were either promoted to high school or earned their diplomas.

"Being a part of this endeavor with Pacers Sports & Entertainment, Indianapolis Public Schools and the Metropolitan School District of Pike Township is truly an honor," said Simon Youth Foundation Executive Vice President, Dr. Rick Markoff. "The bottom line is students from our city are being given quality opportunities to succeed through this partnership, and nothing is more special than that."

At the schools, students are able to distance themselves from any barriers and focus on the credits they need to earn their diplomas. At all three locations, student-teacher ratios are kept low and students are able to set the pace of their education, whether it's faster

or slower than the traditional public school setting.

"Pacers Academy is a tremendous concept and a super partnership," said IPS Superintendent Dr. Eugene G. White. "Pacers Academy enables our students to learn by being actively involved in the process."

"As part of the Indianapolis community, we feel as though it's our duty to promote the well-being of our young people," said Pacers Sports & Entertainment President Jim Morris. "We have always been involved in activities that help enrich the lives of the youth of our city. That's what we hope to provide with the Pacers Academy – greater opportunities for young people that attend the academy. We hope the rest of the NBA follows our lead."

"The Pacers Academy model is an excellent example of cooperation and collaboration," said Indianapolis Mayor Greg Ballard. "We believe that many new educational opportunities will be created as a result of this partnership."



## PACERS INITIATIVES

Our mission is to promote the development and well being of youth and families within our community, with a particular focus on Education, Service & Health. This is consistent with our core purposes of Winning Championships and Serving Community —Pacers Care about our community.

### EDUCATION

The Education initiative is designed to encourage the following concepts:

- Building a lifelong love of reading in youth
- Providing all children with access to books & technology
- Encouraging partnerships with community groups to continue to bring public awareness to the value of education and literacy.

### READING TIMEOUTS

For the 11th consecutive year, the Pacers will present Reading Time-Outs throughout the 2010-11 season, featuring members of the Pacers and Indiana Pacemates, All-Star Reading Team, Boomer and other special guests.

Guest readers read selected children's stories to students in Kindergarten through 3rd grade. Students participating in the reading timeouts receive a Pacers Reading Kit, as well as the opportunity to win autographed merchandise and game tickets.

### READ ON, INDIANA!

The Indiana Pacers will partner with the Indiana Department of Education for Read On, Indiana! This campaign is designed to provide awareness of Indiana's reading priorities statewide, with a grass-roots effort involving parents, community members and volunteers. Aspects of this campaign include on-line educator support, PSA's, reading activities and various reading timeouts.

The ultimate goal of Read On, Indiana! is to ensure that every Indiana child can read at grade level by the end of the 3rd grade.

### CALL-A-PACER

For the 19th consecutive year, the Pacers will team up with the Indianapolis-Marion County Public Library to present Call-A-Pacer.



This unique program was created to encourage school-aged children to read and visit their neighborhood library. During a 12-week period, fans are encouraged to call a publicized number to hear Pacers players, coaches or Pacemates read excerpts from children's books. Sponsored by Stanley Security Solutions, a total of 68,401 calls were received in 2009-10. Since its inception, more than 1.7 million calls have been received through this program.

### BOOK GIVEAWAY

The Pacers and Pacers Foundation will again host the annual Book Giveaway.

During select Pacers regular-season home games, the Pacers provide free books to fans of all ages, while

supplies last. Entering its 10th season, the Pacers distributed more than 20,000 books during the Book Giveaway.



### PACERS LEARNING CENTERS

During the 2005-06 Pacers season, the Pacers opened five Pacers Learning Centers at Indianapolis Public Schools. The Pacers Learning Centers provide books and technological resources to implement the National Basketball Association's national reading initiative, Read to Achieve, at the local level.

The Pacers Learning Centers are used for reading groups, tutoring, homework clubs, and various character-building activities. In addition, computer workstations are available to the teachers and students for research assignments.

The Pacers first learning center was opened at Francis Scott Key Elementary (IPS #103), with additional learning centers opened at Key Learning Community North (formerly IPS #87), IPS #44, IPS #31, IPS #98 and IPS #82.

### ABRAMS ACADEMIC ACHIEVEMENT AWARD

The 2010-11 season will mark the 10th season that the Pacers, in partnership with team ophthalmologist Dr. John Abrams present the Abrams Academic Achievement Award. The Abrams Academic Achievement Award was established to recognize students each month from the Pacers Academy and Pacers Learning Center schools for their hard work and efforts in academic pursuits. Each student serves as an honorary ball kid and receives a Notebook Computer, game tickets a Pacers Backpack, and a Certificate of Achievement, courtesy of Dr. Abrams.

### BLACK HISTORY MONTH

In support of Black History Month, the Pacers will salute African-American "Hoosiers" who have made an impact on our state and our nation through our book giveaway featuring notable African-American authors, in-game "Black History Fact Card" giveaway, Pacers player vignettes and the 100 Black Men Scholastic Basketball Award Ceremony.

## PACERS INITIATIVES

**100 BLACK MEN SCHOLASTIC BASKETBALL PROGRAM**

The 100 Black Men Scholastic Basketball Program is designed to raise the level of scholastic achievement in the classroom, at home, and on and off the basketball court. The Pacers partner with the Indianapolis chapter of 100 Black Men to sponsor this program on a local level. Each week, Indianapolis Public School students

are evaluated based on effort, conduct and attendance. Upon conclusion of the program, the Pacers host an awards ceremony for more than 300 students from participating schools, and during the past nine years, more than 1,400 children have been recognized for their outstanding achievement in this program.

**MAKING THE GRADE**

The Indiana Pacers, in partnership with The Indianapolis Star's Newspaper in Education Program, team up to present Making the Grade.

The purpose of the education program is to stress good writing skills and character education and development. Each week for 12 weeks, the feature includes articles and information on Pacers players and coaches.

Of those responses, five essays are selected each week to receive tickets to a Pacers game, with one top essay being published in the following week's Indianapolis Star. The top 12 essay winners are then invited to a Pacers game where they are recognized during a special on-court presentation.

More than 8,000 children receive newspapers in their classroom, courtesy of the Making the Grade Program.

**IPS VALUES FOR LIFE CELEBRATION**

In partnership with Indianapolis Public Schools, the Pacers host the IPS Values for Life Celebration at Consecro Fieldhouse.

More than 9,000 students in grades K-8 participate in the celebration, which recognizes and encourages those students who demonstrate IPS' Four Core Values (Excellence, Scholarship, Respect and

Courage). All students in attendance receive a commemorative IPS Values for Life T-shirt and tickets to an Indiana Fever game.

**LARRY BIRD CHARACTER AWARD**

The Pacers, in conjunction with the National Federation of State High School Associations (NFHS), the Indiana High School Athletic Association, Inc., (IHSAA), and the Indianapolis Star, sponsor the Larry Bird Character Award.

The winners are determined by criteria that are representative of the qualities of NBA Legend and Pacers President of Basketball Operations Larry Bird, including academic excellence, character, sportsmanship and community service. Nominees must be a senior in high school and a member of their boys' or girls' high school varsity basketball team.

The top five male and top five female finalists receive four tickets to a Pacers home game, and are recognized during a special on-court presentation, with the overall winners (top male and top female) receiving a Larry Bird Character Award trophy, and a \$1,000 scholarship from the Pacers Foundation to an accredited college of their choice.

## PACERS INITIATIVES

### SERVICE

The Service initiative is designed to encourage the following concepts:

- Supporting the efforts of those in our community who serve the needs of others
- Supporting community groups that help to bridge the gap between communities

#### INDIANA HEROES



In 2006, the Indiana Heroes program was established to recognize the countless heroes throughout the state of Indiana. The Pacers and Veolia Water continue this program by presenting the award to individuals or groups who make an overwhelming impact on the lives of others and who, through their unique commitment and

humanitarian spirit, make exceptional and lasting contributions to the Indianapolis community or state of Indiana.

#### SEASON OF GIVING

As part of Pacers Sports & Entertainment's Citizenship Initiative, the Indiana Pacers celebrate a "Season of Giving" with a variety of community outreach efforts to give back to the community that has given so much to them.

The "Season of Giving" tips off at Conseco Fieldhouse for the "Come to Our House" Thanksgiving Dinner where 600 children men, women & children from area shelters will be treated to a warm meal by members of the Pacers.

Other Season of Giving Events include the Children's Hospital Visits, Children's Holiday Party, Catch the Holiday Fever presented by Tamika Catchings, Shop with a Pacer, Coat Drive and Martin Luther King, Jr. Day Celebration.

#### "COME TO OUR HOUSE" THANKSGIVING DINNER



The Pacers and US Foodservice, in conjunction with the Pacers Foundation, will host more than 600

men, women and children from area downtown missions for Thanksgiving Dinner at Conseco Fieldhouse, with dinner prepared by Levy Restaurants. Members of the Pacers, including players, coaches and training staff, will be on hand to help serve dinner, mingle with the guests, and provide goodie bags. Everyone in attendance receives a Pacers tote bag, which includes a blanket, hat, gloves, socks, towel, washcloth, deodorant, hand warmers, T-shirts, toothbrush, toothpaste and soap, along with a Pacers sweatshirt. In addition, each person in attendance receives tickets to a Pacers game during the Thanksgiving holiday.

#### CHILDREN'S HOSPITAL VISITS



Each year, members of the Pacers team, along with Pacers mascot Boomer and members of the Indiana Pacemates, visit area children's hospitals. Hospital visits include Peyton Manning Children's Hospital at St. Vincent, Methodist Children's Hospital and Riley Children's Hospital, with each patient receiving special gifts and the opportunity to take a photo or get an autograph from their favorite player, mascot or Pacemate.

#### CHILDREN'S HOLIDAY PARTY

Each year, the Indiana Pacers and Levy Restaurants partner with Child Share Indiana to host a Children's Holiday Party for Foster & Adoptive Families.

Children and their families are treated to special visits from Pacers players, Boomer and Santa Claus, and each child receives a wrapped gift, hat, gloves, book and an item from the Indiana Pacers.

#### COAT DRIVE

Each year, the Indiana Pacers, Republic Services and 1070 The Fan team up to collect coats to benefit the Homeless Initiative Program of Indianapolis.

Fans are encouraged to donate a new or gently used coat and in exchange will receive one ticket per coat to a select Pacers game. Pacers players, Boomer, Pacemates and the Pacers Fan Van assist in the coat collection and ticket distribution at select locations.

#### NBA CARES WEEK OF SERVICE

In support of the NBA, the Pacers will host a hands-on service event in October in conjunction with NBA Cares Week of Service to give back to children, fami-

## PACERS INITIATIVES

lies, and the community and to increase fan awareness about the importance of service.

### NBA GREEN WEEK

In support of the NBA, the Pacers will host Green Week in April in an effort to generate awareness and funds for protecting the environment.

### KROGER HIGH FIVE CLUB

The Pacers team with Kroger to present the High Five Club. For each home game, 12 children from pre-selected children's groups and not-for-profit organizations are chosen to participate in this unique club. Prior to pregame warm-ups, the children form a human tunnel and "high-five" the Pacers as they enter the court, and then watch warm-ups from the team bench. For participating each child receives a unique High Five Club T-Shirt.

### COMMUNITY SUITE NIGHTS

The Pacers will team with local community partners for Community Suite Nights during the 2010-11 season. Non-profit organizations will be invited to a Pacers game once a month where they will enjoy the view from a Suite at Conseco Fieldhouse. Guests will include employees, volunteers and participants of the community partners to thank them for their service to our community.

### PS&E COMMUNITY SERVICE DAYS

As part of our continuing community outreach, the staff of Pacers Sports & Entertainment participates in a community service project on a quarterly basis.

The goal of the program is to emphasize the second part of PS&E Core Purposes – Serving Community - by organizing four days per year when the employees can "Reach Out Together" as a company. This program builds upon the work of our Community Relations Department and Pacers Foundation and allows our employees to contribute in a real and consistent way to our community.

### DONATIONS

As part of the Pacers & Fever Citizenship initiative, we provide donations to events & fundraisers, based on the following criteria:

1. All requests must be submitted online at [www.pacersmvp.com/donate](http://www.pacersmvp.com/donate).
2. All requests must be received at least six-weeks prior to the date of the event.
3. Requests will only be granted to non-profit organizations within the state of Indiana.
4. Only one donation will be granted per organization per Pacers calendar year.

### COMMUNITY TICKET BLOCKS

Each year, members of the Indiana Pacers, Indiana Fever and corporate community purchase ticket blocks that allow groups from non-profit organizations to receive complimentary tickets to a Pacers game.

## HEALTH

The Health initiative is designed to encourage the following concepts:

- Promoting the love of basketball and the Pacers
- Promoting wellness and fitness as a way of life
- Partnering with existing community groups focused on basketball, health and fitness.

### GET PACERS FIT

Responding to the continuing decline of physical education programs in many of our schools and the lack of physical activity in today's youth, the primary goal of Get Pacers Fit is to help children develop the knowledge, attitudes and skills they need to adopt a physically active and healthy lifestyle.

The Pacers launched an interactive fitness-focused website for children found at [Pacers.com](http://Pacers.com). On the website, kids can learn what helps the Pacers stay fit, find nutritional recipes and get fun exercise tips. Teachers can visit the website to download the Get Pacers Fit and Food Guide Pyramid posters for their classroom to encourage and educate students.

Another feature of the Get Pacers Fit program is "Boomer's Boot Camp." Pacers mascot Boomer visits selected schools to help instruct students on making proper food choices and teach proper exercise techniques.



## PACERS INITIATIVES

**NBA FIT WEEK**

In support of the NBA, the Indiana Pacers will participate in NBA Fit Week during a select week in January. The Pacers will join with community members and partners to highlight the importance of healthy living and will feature grassroots programs and events and online programming designed to inspire kids and families across the country to live active, healthy lives.

**RILEY HOSPITAL FOR CHILDREN  
BASKETBALL BUDDIES**

The Indiana Pacers team up with Riley Hospital for Children to present the Riley Hospital for Children Basketball Buddies prior to every Pacers home game.

For each home game, 12 children from pre-selected children's groups and not-for-profit organizations are chosen to participate in this unique experience. Children line-up behind the Pacers team during the national anthem, whereas upon conclusion of the anthem, each child receives a customized mini-basketball autographed by a member of the Pacers team.

**PACERS YOUTH BASKETBALL**

The Indiana Pacers have launched a major new initiative geared toward supporting youth basketball throughout Indiana. A community initiative of the Pacers and Fever, the Pacers Youth Basketball program solidifies Pacers Sports & Entertainment as the leader in supporting youth basketball in Indiana.

Pacers Youth Basketball is an evolving program that supports boys' and girls' youth basketball and sports organizations statewide in a variety of ways, ranging from the Pacers Summer Hoops Tour, appearances by Pacers or Fever players, tickets to Pacers or Fever games, team jerseys, clinics and other programming.

The Pacers Youth Basketball program is a community-wide program with a vision toward the future. It is geared primarily toward youth ages 4 to 18. The program provides a firm, long-term commitment to help provide structure, organization and teamwork to youth programs by offering a direct association with the local pro basketball team; lending playing and coaching expertise with 1-on-1 interaction; and providing an easier and enhanced opportunity to participate in Pacers and Fever events.



## PACERS FOUNDATION



Behind every statistic is a story about a kid, at-risk of going under, who needs help.

From abuse to obesity to drugs, Indiana's kids face tremendous obstacles. That's why the Pacers Foundation gets involved early and often. We fund programs that teach kids how to make winning life choices.

Pacers Foundation has contributed millions of dollars in contributions, community partnerships, scholarships and tickets to Pacers and Fever games.

But there's still a lot of work to be done. We need your help to assist our neediest communities and give Indiana's at-risk kids a winning shot in life.

## COMMUNITY PARTNERSHIPS

We give communities the power to change by partnering with community-based organizations and corporations. These partnerships enable us to leverage your donations for greater impact.

Pacers Foundation partnered with the Greater Indianapolis Chamber of Commerce to support Common Goal, a program designed to raise the Marion County high school graduation rate to 80 percent by 2012. The Pacers Foundation contributed \$500,000 toward this effort. When achieved, Marion County public schools will be among the top-performing urban schools in the nation.

## BE A PART OF THE SOLUTION

We are not a traditional corporate foundation, supported solely by our corporate parent. We strongly believe that helping Indiana's youth make winning life choices requires all of us in the community to do our part. Therefore, we invite you to join us in this effort by making a financial contribution to Pacers Foundation and/or volunteering your time to help the non-profits we fund. In our view, the community's greatest challenges necessitate the community's best solutions. Join us and be part of the solution.

## SCHOLARSHIPS

Scholarships help our communities. By focusing on kids who show promise in community service and academics, we are able to turn kids into future leaders. Their positive decisions have brought them this far. But they still need encouragement. And we provide that with three exceptional scholarships.

***Be Outstanding: Team Up Scholarship presented by Veolia Water***

In conjunction with corporate sponsorship, we recognize Indiana high school seniors for their outstanding service to the community.

***Be an Achiever: Linda Craig Memorial Scholarship presented by St.Vincent Sports Medicine***

Awarded to deserving undergraduate students enrolled in an Indiana college or university. We target students majoring in medicine or a related discipline who have completed at least four semesters.

## NBA CARES

NBA Cares is the league's global social responsibility program that builds on the NBA's long tradition of addressing important social issues. The NBA and its teams and players support a wide range of initiatives, partners, and programs that strive to positively impact children and families around the world. As part of the league's mission to demonstrate leadership in social responsibility, NBA Cares reaches communities using philanthropy, hands-on service, and creating legacy projects. Since the program's October 2005 launch, the league, its players, and its teams have donated more than \$140 million to charity, provided more than 1.1 million hours of hands-on service, and created more than 500 places where kids and families can live, learn, or play. NBA Cares reaches millions of children and adults through specialized programs –



including NBA FIT and Basketball without Borders – that support education, youth and family development, and health and wellness. The league and its teams and players also promote environmental awareness and sustainability through NBA Green. During annual high-profile league events, including NBA All-Star, The Finals, and international preseason games, NBA Cares initiates community outreach efforts to tap into the power of sport for positive social change. Thanks to strong partnerships with internationally recognized community organizations – including KaBOOM!, Special Olympics, Boys & Girls Clubs of America, UNICEF, the Make-

A-Wish Foundation, the Global Business Coalition on HIV/AIDS, Malaria and Tuberculosis, and the UN Foundation – NBA Cares makes a positive and lasting impact in communities around the world.

For more information about the NBA's latest community outreach efforts, please log on to: [www.nba.com/cares](http://www.nba.com/cares).





PASSION PRIDE PACERS



PASSION PRIDE PACERS

**Basketball Staff**

## JIM O'BRIEN

### HEAD COACH



Indiana Pacers President of Basketball Operations Larry Bird had five phone conversations with Jim O'Brien about being the head coach of the Pacers. He then brought him in for a face-to-face interview.

What Bird had heard, he then saw before his eyes: the next coach.

"He's the right guy for the job," said Bird, who, that day (May 31, 2007), hired O'Brien. "The direction I want to go, he's the guy that's going to get us there."

O'Brien, two years removed from coaching at the time, took a direct approach in landing his third NBA head coaching job. "Everybody wants the same thing in a basketball team," he said, "and that is a group of people that will play hard, a team that will be prepared, a team that people will want to root for. And that's what they'll get."

In his two previous stops, that is what O'Brien delivered. In his first full season as head coach at Boston (2001-02), O'Brien guided the Celtics to a 49-33 record, their first playoff appearance since 1991-92 and their first trip to the Eastern Conference Finals since 1987-88. He led the Celtics to the second round of the playoffs again in 2002-03 before resigning in the 2003-04 season.

O'Brien then became head coach of the Philadelphia 76ers in 2004. The Sixers had missed the playoffs the previous year with a 33-49 record, but O'Brien led them to a 43-39 record and the playoffs before being let go. Philadelphia has been in the playoffs just one time since and that was last season, but the 76ers haven't won more than 41 games since O'Brien's departure.

And while the Pacers didn't make the playoffs in O'Brien's first three seasons, the direction the team is headed is clearly evident. The Pacers played hard and they were prepared. And despite injuries to key players the first season, seven new faces and a key injury to Mike Dunleavy in 2008-09 and injuries to key players last season (Dunleavy, Danny Granger, Jeff Foster and No. 1 draft pick Tyler Hansbrough), the Pacers remained in the playoff chase until the last days of each season.

The 58-year-old (born 2/11/52) O'Brien is the 13th head coach in Pacers history and has a career record of 286-300. He has a no-nonsense approach that emphasizes preparation, fundamentals and hard work.

"Discipline and organization are cornerstones of any basketball team at any level," said O'Brien, who spent some of his time out of basketball writing a column for ESPN.com, The Insider. "Our guys will come to the court and they will know what we want of them. They will execute offensively and defensively and they will play on the same page. We will practice hard, be conditioned and they will be prepared for every basketball game."

Those were words Bird loved to hear.

O'Brien is, in the truest sense, a basketball coach. "I've done very little in my professional life other than hang around gyms," he says. His knowledge is honed from playing the game to coaching it.

A standout high school player in Philadelphia, O'Brien attended that city's Saint Joseph's University, where he was a three-year starter, led it to three postseason appearances and was team co-MVP his senior season. He later would be enshrined in the school's Hall of Fame as well as the Philadelphia Big Five Hall of Fame.

After graduating with a Bachelor's Degree in Management and Marketing in 1974 (he later would earn his MBA from Maryland in 1981), O'Brien's coaching trail began. He was an assistant at Wheeling Jesuit College, Pembroke State College, Maryland, Saint Joseph's and Oregon before becoming the head coach at Wheeling Jesuit for five years.

O'Brien then got his first taste of the NBA as an assistant under Rick Pitino for two seasons. He returned to the collegiate ranks as head coach at Dayton for five years and re-joined Pitino at Kentucky as associate head coach from 1994-97, being part of the NCAA championship team in 1996 and the NCAA runner-up in '97. When Pitino left the Wildcats to coach the Celtics, he took O'Brien with him as associate head coach. Pitino left the team in January of 2001 and O'Brien was named interim head coach and eventually was named head coach at the end of the season.

O'Brien is married to Sharon and they have three children: Jack, Shannon and Caitlyn. Sharon's father is Hall of Famer Jack Ramsay, who coached the Pacers from 1986-88.



## DAN BURKE

### ASSISTANT COACH



Dan Burke is in his 22nd year in professional basketball and his 14th season with the Pacers. During his first eight seasons with the Pacers, the 51-year-old Burke has served as assistant coach and scouting director.

Prior to joining the Pacers, Burke spent eight years with the Portland Trail Blazers (1989-1997) as video coordinator and scout. In his 21 years, he has been fortunate to learn from a variety of successful coaches, including Larry Bird, Rick Adelman, Isiah Thomas, P.J. Carlesimo, Rick Carlisle, Mike Brown and Jim O'Brien.

Born in Lynwood, Calif., Burke calls Sherwood, Ore., home. He graduated from Portland State with a bachelor's degree in history and in social science. He enjoys time with his family, various outdoor activities, fishing, reading and NASCAR. Burke is married to Peggy and they have two daughters, Melissa and Lindsey.

## JAY DeFRUSCIO

### ASSISTANT COACH



After a successful 18-year head coaching career at Wheeling (West Virginia) Jesuit University, DeFrusco will be in his fourth season in the NBA.

While at Wheeling Jesuit, DeFrusco compiled a 311-212 record with four straight 20-win seasons and two NCAA Division II tournament appearances. He was named

West Virginia Intercollegiate Athletic Conference Coach of the Year twice and NAIA District 28 Coach of the Year once. He also served as the school's athletic director for 20 years.

The 49-year-old (born 11/4/60) DeFrusco is a native of Drexel Hill, Pa., and earned a degree in economics from Ursinus College. He was a four-year letter winner at Ursinus while playing in the Division III Final Four in 1981 and Elite Eight in 1982. He is a member of the Ursinus College Athletic Hall of Fame, the Monsignor Bonner High School Athletic Hall of Fame and Wheeling Jesuit University Athletic Hall of Fame.

He also has an MBA from Wheeling Jesuit and served as an adjunct professor in the business program. In 2008, he received the school's Distinguished Alumnus Award. While at Wheeling, he wrote a regular column for the local newspaper on the value of athletics and sportsmanship.

DeFrusco is married to Cathy and they have four children, Katie, Hooter, Annie and Lucy.

## WALTER McCARTY

### ASSISTANT COACH



Walter McCarty joins the Pacers' coaching staff after spending three years as an assistant coach under Rick Pitino at the University of Louisville.

The 36-year-old McCarty is a native of Evansville, Ind., and was an Indiana All-Star. He played collegiately at the University of Kentucky, where he was part of the

Wildcats' NCAA championship team in 1996. A first-round pick of the New York Knicks (19th overall) in 1996, McCarty played for the Knicks, Boston Celtics, Phoenix Suns and Los Angeles Clippers before retiring after 10 seasons in the NBA and joining Pitino's staff.

While with the Celtics, McCarty was very active in the team's community outreach program, earning NBA Hometown Hero of the Month honors in 2001. In 2002, McCarty founded the I Love Music Foundation to promote the positive aspects of music and to support the growth of music for you in the greater Boston area as well as Evansville.

McCarty had a cameo appearance in the 1998 film "He Got Game" as the character "Mance." He also sang the National Anthem prior to All-Star Saturday Night on the eve of the 2006 NBA All-Star game and he released an R&B/soul CD in 2003 titled "Moment of Love."

McCarty earned a B.A. in communications at Kentucky in 1996. He and his wife Erin have two daughters: Gabrielle and Sasha.

## VITALY POTAPENKO

### ASSISTANT COACH



Vitaly Potapenko (vee-TAH-lee poe-TAH-pen-koe) is in his first season as an assistant coach with the Pacers. Potapenko played in the NBA from 1996 to 2007 with Cleveland (first-round draft pick, 12th overall in 1996), Boston, Seattle and Sacramento. While with the Celtics, Vitaly made history by being the first player to score in

Conseco Fieldhouse when the building opened in 1999.

After the NBA, Potapenko played professionally in Spain in 2007-08 and last season he served as an assistant coach with the Fort Wayne Mad Ants of the National Basketball Association Development League. The 35-year-old Potapenko is a native of Kiev, USSR, and played collegiately at Wright State (Ohio) University.



## FRANK VOGEL

### ASSISTANT COACH



A familiar face on Coach Jim O'Brien's staff is 37-year-old (born 6/21/73) Frank Vogel, who will be entering his 14th NBA season and eighth as an assistant coach.

He rejoined O'Brien in 2007 after spending the previous two seasons as an advance scout for the Los Angeles Lakers (2005-06) and Washington Wizards (2006-07). He was with O'Brien as an assistant coach in Philadelphia and Boston. It was with the Celtics that Vogel got his start in the NBA as the head video coordinator under Rick Pitino. He served in that role from 1997-2001 before becoming an assistant coach.

Vogel is a graduate of the University of Kentucky, with a degree in biology and became the Wildcats video coordinator after graduation. He attended Juniata College in Huntingdon, Pa., where he was a three-year starter for the Division III Eagles. He then transferred to Kentucky, became a student manager and played on the junior varsity team in 1996.

Frank and his wife, Jenifer, have two daughters, Alexa and Arianna.

## CLARK KELLOGG

### VICE PRESIDENT OF PLAYER RELATIONS



Clark Kellogg, a former player for the Indiana Pacers and highly-respected broadcaster for Pacers and CBS college basketball telecasts, is in his first season as the team's Vice President of Player Relations. Kellogg will continue his responsibilities with Pacers television for the 22nd year and as the lead college

basketball analyst for CBS.

"Everything Clark has done in his life, as a player, as an analyst and as a person, he has approached with hard work, class, dignity and has always given 100 percent," said Pacers President of Basketball Larry Bird. "We think he is a tremendous asset for our franchise. He has great respect and knowledge of the game, both on and off the court. He is someone our players, our franchise and our community can look to as a role model, and we couldn't be happier to have him assume this important role with our players."

The 49-year-old Kellogg was the Pacers No. 1 draft pick (eighth overall) in 1982 and played five seasons, the last two abbreviated due to a knee injury that caused him to retire. He averaged 18.9 points and 9.5 rebounds including 20.1 and 10.6 his rookie year, one of just four players in the NBA that season to average above 20 and 10 in those two categories. He was a unanimous selection to the 1982 NBA All-Rookie Team.

After retiring, Kellogg got into broadcasting with Pacers radio and Cleveland State University TV in 1987-88. He eventually moved to television with the Pacers as an analyst and has filled that role for the last 21 seasons. He worked on ESPN's college basketball coverage from 1990-'97 and worked for the Big East Network and Prime Sports before joining CBS in 1993. With CBS, Kellogg has been a studio co-host for NCAA

tournament coverage and in 2009 became the lead college basketball analyst, only the second person to do so at CBS since 1982.

Kellogg is a native of Cleveland, Ohio, and attended Ohio State University where he was the Big Ten's MVP in 1982. He received his degree from OSU in 1996. In his free time, Kellogg volunteers his time and resources to various organizations, including the Fellowship of Christian Athletes, Athletes in Action and United Way.

He and his wife, Rosy, have three children, Talisa, Alex and Nicholas.

## RYAN CARR

### DIRECTOR OF SCOUTING



Ryan Carr is entering his 10th season with the Pacers and his second as Director of Scouting. Carr will be responsible for the team's college, international, and pro scouting efforts. He will also assist Larry Bird and David Morway with the team's draft.

Carr, grew up in Sumner, Washington. After graduating from Indiana University in 1996 with a B.S. in Kinesiology, Carr went to work for the Pacers as a video intern in the basketball department. After one season, he became the video coordinator but left the team in 1999 to become an assistant coach at the University of Texas-El Paso. He returned to the Pacers as a scout in 2003. Carr served in that position until he was promoted to Assistant Director of Scouting prior to the 2008-09 season.

While at Indiana, Carr was a student manager for the basketball team under Coach Bob Knight.

Carr is married to Kim and they have 5-year-old twins, Caitlin and Austin.

## JOSH CORBEIL

### HEAD PHYSICAL THERAPIST/ATHLETIC TRAINER



Josh Corbeil enters his sixth season as the Head Physical Therapist/Athletic Trainer for the Pacers.

In 2004-05, he served as the team's physical therapist/assistant trainer. Corbeil graduated from Boston University in 2000 with a bachelor's of science degree in health studies and 2002 with a master's in physical therapy. Corbeil then gained his Athletic Training Certification as an intern with the Boston Celtics for three seasons, while working as a physical therapist at Pro Sports Therapy in Waltham, Mass. He received his Doctorate in Physical Therapy in 2010 through the Massachusetts General Hospital Institute of Health Professions.

In addition to being a licensed physical therapist and licensed athletic trainer, Corbeil is also a certified strength and conditioning specialist, performance enhancement specialist and corrective exercise specialist.

Josh lives in Greenwood with his wife Ellen and their daughter Blake who was born in May.



**JOE ASH**  
DIRECTOR/INTERNATIONAL  
SCOUTING



**VANCE CATLIN**  
VIDEO COORDINATOR



**SONYA CLUTINGER**  
DIRECTOR/BASKETBALL  
OPERATIONS



**JOSH CONDER**  
EQUIPMENT MANAGER



**PAULA CURRY**  
ADMINISTRATIVE ASSISTANT



**HEATHER DENTON**  
DIRECTOR/PLAYER RELATIONS



**PETER DINWIDDIE**  
DIRECTOR/BASKETBALL  
ADMINISTRATION



**CARL EATON**  
PHYSICAL THERAPIST/ASSISTANT  
ATHLETIC TRAINER



**ASHLEY FLOYD**  
PACERS/FEVER BASKETBALL  
OPERATIONS COORDINATOR



**JOHN GRAY**  
DIRECTOR/TEAM SECURITY



**MARK HENDERSON**  
MASSAGE THERAPIST



**BILLY KELLER**  
DIRECTOR/PLAYER  
DEVELOPMENT



**KEVIN MACKEY**  
SCOUT



**CARL NICKS**  
SCOUT



**ALEKSANDAR PAJOVIC**  
SCOUT



**LEONARD PERRY**  
SCOUT



**JIMMY POWELL**  
ADVANCE SCOUT/ASSISTANT  
COACH



**SHAWN WINDLE**  
HEAD STRENGTH COACH/  
ASSISTANT ATHLETIC TRAINER



**BRIAN WINTERS**  
SCOUT



**HANSEN WONG**  
ASSISTANT VIDEO  
COORDINATOR



PASSION PRIDE PACERS



PASSION PRIDE PACERS

# *The Players*



## #2 DARREN COLLISON

**POSITION:** Guard**YEARS PRO:** 1**HEIGHT:** 6-0**WEIGHT:** 170 lbs.**BIRTHDATE:** 8/23/87 in Rancho Cucamonga, California**COLLEGE:** UCLA**HIGH SCHOOL:** Etiwanda (Etiwanda, California)**DRAFTED:** By New Orleans, First Round, 2009 (21st overall)**ACQUIRED:** From New Orleans, along with James Posey, in a four-team trade that sent Troy Murphy from Indiana to New Jersey**2009-10**

A member of the NBA All-Rookie First Team, he averaged 12.4 points, 5.7 assists, 2.5 rebounds and 1.0 steals per game in 76 appearances for New Orleans...when the Hornets' All-Star point guard, Chris Paul, was injured, he stepped in and averaged 18.8 points, 9.1 assists (most among rookies in starts), and 3.5 rebounds in 40.3 minutes per game...he had 44 games with 10+ points, 16 games of 20+ points, two games of 30+ points and 14 double-doubles...among rookies, he ranked second in free-throw percentage (.851), tied for third in assists (5.7), was third in 3-pt FG percentage (.400), and sixth in points per game (12.4), steals per game (1.03), and minutes per game (27.8)...he had seven-straight games of 18+ points and nine or more assists, marking the third-longest streak ever for a rookie in NBA history...he finished the season with 432 assists – ranking second in a single season by a rookie in franchise history...he combined with Marcus Thornton to become the top-scoring pair of rookies in Hornets history with a combined 2,003 points...the duo also combined to average the most points per game for a pair of rookies in Hornets history with 26.9 ppg...he recorded the first triple-double of his career with 18 points, 13 rebounds and 12 assists against the Pacers, 2/19...he scored a career-high 35 points (15-21 FG) in 44 minutes at Dallas, 2/28, tying the third-best rookie performance in franchise history...in the season's first seven games, he totaled 12 minutes and drew four DNP-CDs...from that point, he would play in all but two games and would average more than 28 minutes a game (28.7 mpg) in his last 73 appearances...he logged 30+ minutes in just six of his first 40 games, but then averaged more than 40 mpg (40.1) in his last 36 outings...beginning with the last game of January vs. Memphis, he logged 40+ minutes in 23 of 25 games and averaged 42.8 mpg...in those 25 games – all as a starter – he averaged 19.3 points, 4.8 rebounds and 9.8 assists per game...after scoring 20 or more points in just two of his first 44 appearances, he had a string of eight games in which he tallied 22+ seven times and averaged 23.5 in the eight-game span...in those eight games, he shot 73-143 FG (.510), 5-19 3-pt FG (.263) and 37-44 FT (.841)...he notched 16 points and set the franchise rookie record with 20 assists against the Warriors, 3/8...that tied Steve Nash for the most assists by any player in the NBA during the 2009-10 season...he totaled 32 points and shot 14-19 FGS at San Antonio, 3/5...to go with 17 points and 14 assists, he collected a career-high five steals vs. Memphis, 3/3...he was the first rookie of 2009-10 to have back-to-back points-assists double-doubles with 16 points, 14 assists vs. Phoenix, 2/1, preceded by his 18 assists and 17 points at Memphis, 1/30...he recorded the first double-double of his career with 22 points and 11 assists vs. Atlanta, 11/21...he missed a total of six games during the season, four due to coaching decisions and two with a bruised right knee (1/11-13).

**COLLEGE**

A First-Team All-Pacific-10 selection as a senior in 2008-09, he was awarded the Frances Pomeroy Naismith Award, given to the nation's best player six-feet or under...he was named to the AP All-America Third Team as a junior and Honorable Mention AP All-American as a senior...he finished his career 16th in UCLA history in points scored (1,639) and tied for first for career games played (142)...he was fourth all-time in 3-pt FG percentage (.435), third in free-throw percentage (.851), fifth in assists (577) and second in steals (231)...as a senior, he averaged 14.4 points, 4.7 assists and 1.6 steals per game in 31.5 minutes over 35 contests...he was a finalist for the Bob Cousy Award and John R. Wooden Award...he was named USBWA All-District IX and NABC First-Team All-District 20...as a senior, he led the Pac-10 and was fourth in the nation in free-throw percentage (.897)...as a junior, he averaged 14.5 points, 2.6 rebounds, 3.8 assists and 1.9 steals per game...he shot 52.5 percent from 3-pt range, leading the Pac-10 and setting a UCLA single-season record...he was named the Most Outstanding Player of the 2008 Pac-10 tournament...as a sophomore, he was named First-Team All-Pac-10 and Honorable Mention AP All-America after averaging 12.7 points and 5.7 assists per game...as a sophomore, he ranked in the top 10 in the Pac-10 in five statistical categories, including leading the league in steals (2.2 spg) and in 3-pt field goal percentage (.447), and ranking second in both assists (5.7 apg) and assist-to-turnover ratio (2.0).


## #2 DARREN COLLISON





<b>...MISSED A GAME</b> due to injury: vs. L.A. Clippers, 1/13/10 due to Coach's Decision: vs. Dallas, 11/4/09 due to personal reasons: never due to suspension: never	<b>...GRABBED 5+ REBOUNDS</b> 5, vs. Minnesota, 4/11/10
<b>...RECEIVED A TECHNICAL FOUL</b> vs. Denver, 3/12/10	<b>...HAD 10+ ASSISTS</b> 11, at Houston, 4/14/10
<b>...PLAYED 45+ MINUTES</b> 46, at Houston, 4/14/10	<b>...HAD 3+ STEALS</b> 3, vs. Minnesota, 4/11/10
<b>...MADE 2+ 3-PT FG</b> 2, at Houston, 4/14/10	<b>...SCORED 20+ POINTS</b> 26, at Houston, 4/14/10

## #17 MIKE DUNLEAVY

**POSITION:** Guard/Forward**YEARS PRO:** 8**HEIGHT:** 6-9**WEIGHT:** 230 lbs.**BIRTHDATE:** 9/15/80 in Fort Worth, Texas**HIGH SCHOOL:** Jesuit (Portland, Ore.)**COLLEGE:** Duke**DRAFTED:** By Golden State, First Round, 2002 (3rd pick)**ACQUIRED:** From Golden State, along with Ike Diogu, Keith McLeod and Troy Murphy, in exchange for Al Harrington, Stephen Jackson, Sarunas Jasikevicius and Josh Powell, 1/17/07**2009-10**

Despite having his best season ever from the foul line, he averaged fewer than 11 points a game for the first time since his rookie year with a mark of 9.9 ppg...he scored 10+ points in each of his first two appearances, and in 11 of his first 12 games...in that 12-game span, he averaged 14.8 ppg and shot nearly 48 percent from the floor (.477)...he scored 20+ points three times in those 12 games, a feat he would achieve just once more the rest of the season...he helped lead the Pacers to a win at Washington, 12/12, by scoring 24 points on 5-7 FGS, 4-6 3-pt FGS and 10-10 FTS, and that led to his first start of the season just two days later at Orlando, 12/14, where he tallied 26 points in a losing effort...the win at Washington was his first with more than three 3-pt field goals, and he would hit four or more from beyond the arc three times, all of which came in his first 25 appearances...that start at Orlando was the first of 13 straight starts and he started a total of 15 games...though he shot better from the floor and the 3-pt line as a reserve than he did as a starter, he averaged 10.3 ppg as a starter and 9.8 ppg off the bench...as a reserve, he shot nearly 43 percent from the floor (.428) and made a third of his attempts (.333) from beyond the arc...meanwhile, as a starter, he shot just over 36 percent from the field (.364) and just over 27 percent (.271) from 3-pt land...he had his best offensive game of the season as a reserve, helping to lead the Pacers to a win vs. Phoenix, 1/13, with 30 points on 9-14 FGS, 4-7 3-pt FGS and 8-8 FTS...before joining the Pacers in 2007, he had never shot better than 78 percent FTS in a season...however, in more than 200 games with Indiana (210), he has shot 655-794 FTS (.825) and he ranked among the NBA's best (31st) with a career-high mark of 84.2 percent FTS in 2009-10...he had more than 100 assists for the seventh time in eight NBA seasons, but his 103 in 2009-10 ranked as the second-lowest total of his career...he had a season-high five assists twice: at Washington, 12/12, and at Toronto, 1/31...he averaged 3.5 rpg, his lowest since averaging 2.6 rpg in his rookie season (2002-03)...he had at least five boards in 15 games with a high of nine vs. Orlando, 1/5...including that game with the Magic, he had at least five boards in each of the first six games in January, and he averaged 6.7 rpg in that span...those six games were part of a longer streak, in which he had at least four rebounds in 13 of 15 games and averaged 5.2 rpg...while rehabilitating from knee surgery performed in February 2009, he missed the first 13 games of 2009-10...but, he sat out just two the rest of the campaign: one in February for food poisoning and one in March due to a contusion of the right eye.

**PRO**

**2008-09:** A bone spur in his right knee kept him on the sidelines for the first 34 games of the season and ultimately limited him to just 18 appearances...he made his regular-season debut at Phoenix, 1/9, where he came off the bench to score 14 points with four assists, two rebounds and a blocked shot in 21 minutes...that was the first of 10 straight games in double figures and he tallied 20+ points in three of those contests...he made his first start of the season vs. Detroit, 1/14, helping the Pacers to a win with 12 points, six rebounds and two assists...in the starting lineup for 14 straight games, he averaged 14.6 ppg, 3.6 rpg and 2.3 apg as a starter...in four games off the bench he averaged 15.7 ppg, 4.3 rpg and 3.0 apg...he scored 20+ points in six games, including a season-high 30 points in the Pacers' win vs. Miami, 1/30...his 3.8 rebounds a game represented his lowest average since his rookie season (2002-03)...he had five or more boards five times, including a season-best seven rebounds twice...he averaged 2.4 apg and had two or more assists in all but four of his 18 appearances...he registered 12 steals and had multiple thefts three times...he collected three steals in each of the Pacers' back-to-back games at Philadelphia, 2/5, and vs. Orlando, 2/6...he underwent successful surgery on his right knee, 3/6... **2007-08:** He nearly doubled his career average for his first five NBA seasons with a career-best 19.1 ppg in 2007-08...he entered the season having scored 30 points just one time in his five NBA campaigns, but scored 30+ points in a team-best 10 games in 2007-08 – the most 30-point games by a player in a single season since Jermaine O'Neal's 11 30-point games in 2004-05...he scored a career-high 36 points five times, three of which came against the Knicks...he scored 36 points in consecutive games at Toronto, 2/29, and vs. Milwaukee, 3/2, marking the first time any Indiana player had scored 30+ points in consecutive games since Jermaine O'Neal did so in four straight in January, 2005...he was second on the team with 86 steals and his average of 1.05 spg was a career-best...he blocked 31 shots in 2007-08, one short of his most ever in a single season...making more than 100 3-pt FGS for the second time in his six NBA seasons, he was second on the team with 165 in 2007-08...he shot better than 40 percent from 3-pt range and 80+ percent from the foul line for the first time in his career and was one of just four players (along with Steve Nash of Dallas, Detroit's Richard Hamilton and Milwaukee's Mo Williams) in the entire NBA ranked among the league's top 50 in all three shooting departments (FG%, 3-pt FG%, FT%)...his 42.4 percent

## #17 MIKE DUNLEAVY

from long distance led the Pacers and ranked 12th best in the league...he shot 79-164 from behind the arc (.482) in the 28 games after the All-Star break...tying his career-high he had six 3-pt FGS three times, hitting 6-9 in the win at Toronto, 2/29, 6-7 vs. Minnesota, 3/21, and 6-8 vs. New York, 4/16...he averaged a career-high 3.5 apg and had five or more assists 22 times...he led the Pacers in assists (including ties) 13 times and tied a career-high with nine at New York, 2/6...his three steals vs. New York, 4/16, gave him a career-high 86 on the season, second best on the team...he collected a season-high four steals against the Lakers in Los Angeles, 1/2, and tied his most ever in a Pacers' uniform...**2006-07:** One of only two players on the Pacers' roster to play 82 games, he was the only Indiana player to start each of the team's last 43 games...he averaged 11.2 ppg in his first 10 games for Indiana then scored 20+ points in consecutive games, 2/9-2/11, including a team-high 23 points vs. Denver 2/9...he scored 20+ points a total of eight times for Indiana, including a season-best 25 points on two separate occasions...his 25 points at Cleveland, 3/11, featured 9-11 from the foul line and that was his most attempts and free throws made all season...he also had 25 points to lead the Pacers to a win at Milwaukee, 4/11...in 43 games with Indiana, he averaged 14.0 ppg, 5.7 rpg and 2.6 apg...he collected 10+ rebounds seven times on the season and notched double-doubles in all seven games, including 11 points and a season-best 14 boards at Charlotte, 4/6...he recorded his first double-double in a Pacers' uniform vs. Golden State, 2/5; with 11 points and 13 boards...with the Pacers, he had at least six rebounds 18 times, including eight of the last 14 contests...in those last 14 games, he averaged 6.9 rpg...for the Pacers he had 14 multi-steals games, including a season-high four at Orlando, 3/30...beginning with three in the Pacers' win over the L.A. Clippers, 2/11, he had multiple thefts in four straight games and averaged 2.25 spg in that run...he started his stint with Indiana having shot 40-107 FGS (.374) in his first 10 games with the team...the rest of the season, he shot 178-373 FGS (.477)...**2005-06:** Appeared in 81 games for Golden State, where he averaged 11.5 ppg, 4.9 rpg and 2.9 apg in 32.5 mpg...he finished the season strong, averaging 15.8 ppg, 5.7 rpg and 3.7 apg over the season's final 19 games...he scored 18 points and collected 10 rebounds at Denver, 4/8...he had nine points and a career-high-tying nine assists vs. Houston, 3/7...he notched 24 points vs. Sacramento, 3/31, including a season-high four 3-pt FGS...he scored a season-high 28 points with 10 rebounds and six assists in 40 minutes vs. Philadelphia, 3/19...he came off the bench for 13 consecutive games from 2/6 to 3/5...in his first appearance off the bench of the season, he recorded 17 points, eight rebounds and four assists in 37 minutes vs. Denver, 2/6...he had 10 points and a season-high 12 rebounds vs. the L.A. Clippers, 1/23...his 19 points vs. Sacramento, 11/30, included 12 in the decisive fourth quarter, as the Warriors held off a late Kings' rally...he scored 20 or more points 10 times and grabbed 10 or more rebounds four times...he registered three double-doubles...he missed one game due to injury...**2004-05:** He appeared in 79 games (all starts), averaging 13.4 ppg, 5.5 rpg, 2.6 apg and 1.00 spg...he posted career-highs in several categories, including scoring average, field goal percentage (.451), 3-pt FG percentage (.388), steals per game, minutes per game and games started...over the final 34 contests, he averaged 15.1 ppg and 5.7 rpg, while shooting 48.4 percent (193-399) from the field and 43.4 percent (63-145) from 3-pt range...he owned the highest shooting percentage on the team amongst the six players who amassed 500 or more field goal attempts...he scored 22 points, including career-high six 3-pt FGS (6-7) vs. Atlanta, 3/12...he posted 24 points, 12 rebounds, four assists and three steals in season-high 46 minutes vs. Phoenix, 2/13...he had 26 points and seven rebounds in 40 minutes at Miami, 2/7, including 22 points in the second half...he scored season-high 29 points (10-15 FGS, 4-4 3-pt FGS, 5-6 FTS) vs. Toronto, 12/29...he registered four double-doubles...he scored 20 or more points 13 times and had 10+ rebounds five times...he missed three games due to injury...**2003-04:** He appeared in 75 games (69 starts), averaging 11.7 ppg, 5.9 rpg and 2.9 apg...over the final 24 games, he averaged 12.3 ppg, 5.3 rpg, 3.7 apg and 1.13 spg...he started the final 23 games at point guard and those were the first starts at point guard of his career...in the first 20 points, 20 rebounds game of his career, he led the Warriors with 24 points, a career-high 20 rebounds and five assists in 42 minutes vs. the Pacers, 3/2...he registered his first career double-double with a season-high 32 points (11-15 FGS, 3-6 3-pt FGS, 7-7 FTS) and 11 rebounds vs. Philadelphia, 11/1...he registered 10 points-rebounds double-doubles...he missed seven games due to injury - the first missed games of his career...he scored six points in 10 minutes in the 2004 "got Milk?" Rookie Challenge as his sophomore squad downed the rookies, 142-118, at All-Star Saturday in Los Angeles, 2/14. **2002-03:** One of six Warriors' players to appear in 82 games, he averaged 5.7 ppg, 2.6 rpg and 1.3 apg in 15.9 mpg...in his three starts, he averaged 14.3 ppg, 5.7 rpg, 1.3 apg and 1.00 spg...he joined Yao Ming and Amare Stoudemire as the only rookies to play in all 82 games...in the season finale vs. the L.A. Lakers, 4/16, he started and tallied a season-high 21 points with nine rebounds in a season-high 36 minutes...he made his first career start at Sacramento, 3/18, registering 15 points and seven rebounds in 35 minutes.

## COLLEGE

An early entry candidate for the 2002 NBA Draft after playing three seasons at Duke, he ended his Blue Devils' career with averages of 13.2 ppg, 5.8 rpg, 2.2 apg and 1.60 spg in 104 games (76 as a starter)...Duke's record in his three seasons was 95-13 (.880)...he helped lead the Blue Devils to a National Championship as a sophomore, the Final Four as a junior and the Sweet 16 as a freshman...as a junior, he averaged 17.3 ppg, 7.2 rpg, 2.1 apg and 2.30 spg in 32.4 mpg...he was named First Team NABC All-American and Second Team All-American by The Associated Press...he also earned Academic All-America and First Team All-ACC honors following his junior year...he was also named to the All-ACC Tournament First Team and the conference's All-Defensive Team...on the way to a National Championship in 2000-01, he averaged 12.6 ppg, 5.7 rpg, 2.6 apg and 1.40 spg in 29.2 mpg...he tallied 21 points (including 18 in the second half) in the National Championship game against Arizona...his performance in the National Championship game included 5-9 3-pt FGS, three of which came during a 45-second span in the second half...for his efforts, he was named to the All-Final Four Team...he won a silver medal in Brazil during the summer of 2000 with the USA Basketball World Championship for Young Men Qualifying Team.

#17 MIKE DUNLEAVY



## #17 MIKE DUNLEAVY

## PERSONAL

Full name is Michael Joseph Dunleavy Jr. (DUN-lee-vee)...he is the son of longtime NBA player and current L.A. Clippers Head Coach Mike Sr. and Emily Dunleavy...his father and uncle, Kevin, both played college basketball at South Carolina...he has two younger brothers, Baker and James...Baker played basketball at Villanova and James will be a sophomore at Southern California in 2009-10...he graduated from Duke during the summer of 2005 with a degree in history...in 2005-06, he took part in Hurricane Katrina relief efforts by making an appearance at a donation drive...he also made visits to both Oakland Children's Hospital and the University of California, San Francisco Children's Hospital...he has also participated in several Read to Achieve events throughout his career with both the Warriors and the Pacers...in addition to his local hospital visits, he also visited injured U.S. troops at Walter Reed Medical Center in Washington, D.C...during the summer of 2002, he participated in the Seeds of Peace camp in Otisfield, Maine, a camp that brought together youth from various Middle Eastern religious and ethnic backgrounds...at the camp, he helped teach basic basketball skills to the school-aged boys and girls...he lists winning the 2001 NCAA Championship as his biggest basketball accomplishment...he played baseball, football, croquet and ping pong growing up...a football fan, he lists the Green Bay Packers as his favorite team...he wears size 14 basketball shoes.

## STATISTICS

## REGULAR SEASON

YR	G-GS	MIN	FGM-FGA	PCT	3-POINT		FTM-FTA	PCT	OR	DR	TR	AVG	AST	PF-DQ	ST	TO	BKS	PTS	AVG
					FGM-FGA	PCT													
2002-03 GS	82-3	1305	168-417	.403	52-150	.347	78-100	.780	66	148	214	2.6	106	120-0	53	86	19	466	5.7
2003-04 GS	75-69	2336	323-720	.449	94-254	.370	137-185	.741	87	355	442	5.9	220	169-2	68	143	13	877	11.7
2004-05 GS	79-79	2570	408-905	.451	107-276	.388	134-172	.779	97	338	435	5.5	203	198-3	79	132	26	1057	13.4
2005-06 GS	81-68	2578	331-816	.406	74-260	.285	196-252	.778	78	321	399	4.9	237	199-1	60	120	32	932	11.5
2006-07 TOT	82-49	2581	384-850	.452	70-224	.313	211-269	.784	84	347	431	5.3	228	203-1	84	149	22	1049	12.8
2006-07 IND	43-43	1529	218-480	.454	34-120	.283	133-168	.792	44	200	244	5.7	111	120-1	46	78	10	603	14.0
2007-08 IND	82-82	2953	532-1117	.476	165-389	.424	336-403	.834	59	365	424	5.2	288	208-4	86	190	31	1565	19.1
2008-09 IND	18-14	495	93-232	.401	32-90	.356	53-65	.815	14	54	68	3.8	44	36-0	12	38	9	271	15.1
2009-10 IND	67-15	1486	229-558	.410	75-236	.318	133-158	.842	25	211	236	3.5	103	105-0	38	72	15	666	9.9
NBA (8)	566-379	16303	2250-5135	.438	669-1879	.356	1278-1604	.797	510	2139	2649	4.7	1429	1238-11	480	930	167	6883	12.2



## #17 MIKE DUNLEAVY

## CAREER HIGHS

## PACERS REGULAR SEASON

MIN:	46, vs. WAS, 10/31/07 OT
FGM:	13, at N.Y., 12/17/07
FGA:	23, vs. CHA, 4/12/08
3-pt FGM:	6, at TOR, 2/29/08
	vs. MIN, 3/21/08
	vs. N.Y., 4/16/08
3-pt FGA:	10, vs. CHA, 4/12/08
	at PHI, 2/5/09
FTM:	13, vs. CHI, 2/27/08
FTA:	16, vs. CHI, 2/27/08
OR:	4, vs. DEN, 2/9/07
	vs. MIN, 1/2/10
DR:	12, vs. ATL, 1/4/08
TR:	14, at CHA, 4/6/07
AST:	9, at N.Y., 2/6/08
STL:	4, at ORL, 3/30/07
	at LAL, 1/6/08
TO:	8, at BOS, 4/2/08
BKS:	3, at UTA, 3/7/07
	at WAS, 4/14/08
PTS:	36, several times
	(most recent: vs. N.Y., 4/16/08)

## OVERALL REGULAR SEASON

MIN:	48, vs. HOU, 12/14/05
FGM:	13, at N.Y., 12/17/07
FGA:	23, vs. CHA, 4/12/08
3-pt FGM:	6, at ATL, 3/12/05
	at TOR, 2/29/08
	vs. MIN, 3/21/08
	vs. N.Y., 4/16/08
3-pt FGA:	10, vs. DAL, 10/29/03
	vs. CHA, 4/12/08
	at PHI, 2/5/09
FTM:	13, vs. CHI, 2/27/08
FTA:	16, vs. CHI, 2/27/08
OR:	6, vs. SEA, 11/1/02
	vs. LAC, 1/15/07
DR:	17, vs. IND, 3/2/04
TR:	20, vs. IND, 3/2/04
AST:	9, vs. SAC, 4/14/04
	vs. HOU, 4/7/06
	at N.Y., 2/6/08
STL:	6, vs. N.Y., 12/6/03
TO:	8, at BOS, 4/2/08
BKS:	3, at UTA, 3/7/07
	at WAS, 4/14/08
PTS:	36, several times
	(most recent: vs. N.Y., 4/16/08)

## IN THE REGULAR SEASON, THE LAST TIME MIKE...

## ...MISSED A GAME

due to injury: vs. Milwaukee, 4/15/09  
 due to Coach's Decision: never  
 due to personal reasons: never  
 due to suspension: never

## ...RECEIVED A TECHNICAL FOUL

at Milwaukee, 4/4/08

## ...FOULED OUT

vs. Toronto, 2/25/08

## ...PLAYED 40+ MINUTES

41, vs. New York, 4/16/08

## ...MADE 10+ FGS

10, at Orlando, 12/14/09

## ...ATTEMPTED 15+ FGS

15, at Minnesota, 1/8/10

## ...ATTEMPTED 7+ 3-PT FGS

7, vs. New York, 4/7/10

## ...GRABBED 4+ OFFENSIVE REBOUNDS

4, vs. Minnesota, 1/2/10

## ...GRABBED 10+ DEFENSIVE REBOUNDS

10, at Milwaukee, 4/4/08

## ...GRABBED 10+ REBOUNDS

11, at Milwaukee, 4/4/08

## ...RECORDED 7+ ASSISTS

7, vs. Charlotte, 4/12/08

## ...RECORDED 5+ TURNOVERS

5, vs. Atlanta, 12/26/09

## ...SCORED 20+ POINTS

30, vs. Phoenix, 1/13/10

## #5 T.J. FORD

**POSITION:** Guard**YEARS PRO:** 7**HEIGHT:** 6-0**WEIGHT:** 165 lbs.**BIRTHDATE:** 3/24/83 in Baytown, Texas**HIGH SCHOOL:** Willowridge (Sugar Land, Texas)**COLLEGE:** Texas**DRAFTED:** By Milwaukee, First Round, 2003 (8th pick)**ACQUIRED:** From Toronto, along with Maceo Baston, Rasho Nesterovic and the rights to Roy Hibbert, in exchange for Jermaine O'Neal and the rights to Nathan Jawai, 7/9/08**2009-10**

A starter in 23 of the season's first 24 games, he played in each of the first 31 games, extending his streak of games played to 54 in a row...in those 31 games, he averaged 9.9 ppg and 3.6 apg, which was best on the team...in those first 31 games, he scored in double figures 17 times with a high of 18 points in a win over Washington, 11/6...after a loss at home to Memphis, 12/30, it would be more than a month before he would play again, drawing 15 DNP-CDs and being on the inactive list for four more games, all due to coaching decisions...in his next four appearances (2/5-2/17), he would average 13.5 ppg and shoot 23-36 from the floor, including 4-7 3-pt FGS...that four-game spurge included his first 20-point game of the season against Milwaukee, 2/6...against the Bucks, he scored 20 points on 8-11 from the floor, 2-2 from 3-pt range and 2-2 FTS...in his hometown of Houston, he came off the bench to score a season-high 23 points to help lead the Pacers to a 125-115 win over the Rockets, 2/20...in scoring 17 points vs. Milwaukee, 2/25, he shot 11-12 FTS and that was his only game of the season with 10 or more free throw attempts...one of just two Pacers in 2009-10 to have 10 or more assists in a game, his 13 assists vs. Charlotte, 12/16, were the most by any member of the team and they matched his most in a Pacers' uniform...he added 15 points against the Bobcats for his only points-assists double-double of the season...before that, he had recorded 10 rebounds and 18 points in a win over Washington, 11/6, for his first double-double of the campaign...10 rebounds are his most with Indiana...he got off to a very slow start, scoring a total of 10 points in the first two games on 3-17 FGS (.176)...in his remaining 45 appearances, he shot 183-401 FGS (.456) and tallied 10.5 ppg...through the end of December, he had made just one 3-pt field goal on 28 attempts...in his remaining 16 appearances, he was 7-22 from beyond the 3-pt arc...in his first four NBA seasons, he blocked a total of 27 shots and never had more than nine in any one of those seasons...but, he has rejected 26 shots in his two campaigns with the Pacers, including 10 in 2009-10...he tied a career-high with two blocks against Milwaukee, 2/25...through the season's first 31 games, he was third on the team with 23 steals, including a season-high three vs. New Jersey, 12/11...he would have another game with three steals—at Denver, 3/5, and wound up with 44 thefts, fifth on the team...he injured his groin and played just four minutes against the Celtics, 3/12, and that would be his last appearance of the season.

**PRO**

**2008-09:** In addition to a career-high 14.9 points per game, he led the Pacers with 392 assists (5.3 apg) and 89 steals (1.20 spg)...he scored in double figures in 59 of his 74 appearances...one of only three Indiana players to score 30+ points in 2008-09, he tallied a career-high 36 points in the Pacers' loss to New York, 1/31...he also notched 34 points in the Pacers' win over Milwaukee, 1/28...through his first 37 appearances, he shot 42.5 percent (182-428) from the floor...but, in his last 37 games, he shot 231-485 (.476)...though he shot just over 81 percent from the line over the season's final 50 games (45 appearances), he ranked among the NBA's top 15 (14th) free throw shooters with a mark of 87.2 percent for the season...his 35-104 from 3-pt range (.337) mirrored his best season from behind the arc of 2005-06...he ranked 19th in the league with an average of 5.3 apg that led the Pacers...he passed out a season-high 13 assists in the Pacers' win vs. Milwaukee, 2/11, and had four double-doubles...his two assists in the win vs. Memphis, 2/25, gave him 2,000 in his NBA career...he scored the game-winning points twice, hitting a short jumper at the buzzer in a 95-94 win at Philadelphia, 12/20, and then connecting on a high-arching jumper over the outstretched hand of Chicago's Derrick Rose for a 107-105 win at Conseco Fieldhouse, 3/31...he missed eight games—five due to injury or illness and three due to coaching decisions...he started 49 games, averaging 15.7 ppg with 5.5 apg and 3.8 rpg in 32.2 mpg...in 25 games off the bench, he averaged 13.4 ppg, 2.9 rpg and 5.0 apg in 27.2 ppg...his 23 points vs. the Pistons, 1/14, were the most scored by any Indiana reserve in 2008-09...**2007-08:** He averaged 12.1 ppg, which was third best on the Raptors, and was second on the squad with an average of 6.1 apg in 51 appearances...he averaged 14.0 ppg, 7.4 apg and 27.3 mpg in 26 starts and 10.1 points, 4.8 assists and 19.6 minutes in 25 games as a reserve...he scored 20 or more points on eight occasions...he averaged 13.0 points and 7.3 assists, while shooting 55.4 percent (72-130) from the floor, over the season's final 13 games...he equaled his season high with 14 assists vs. Charlotte, 4/4...he dished

#5 T.J. FORD



## #5 T.J. FORD

a game-high 13 assists to go with 23 points at Atlanta, 4/2...starting for the first time since 12/12, he finished with 12 points and nine assists vs. Detroit, 3/26...he scored 15 points coming off the bench to go with nine assists vs. Indiana, 2/29...he dealt a team-high seven assists to go with 16 points and five rebounds in 26+ minutes at Indiana, 2/25...he missed the game vs. Orlando, 2/20, with an abdominal strain and the contest vs. New Jersey, 2/13, with a sprained right wrist...he dished out a game-high 13 assists with only one turnover in 22+ minutes at Minnesota, 2/10...he returned to action at Miami, 2/4, after missing the previous 24 games with a left arm stinger (Dec. 12 – Feb. 1)...cleared to begin working out, 1/9, he returned to his home in Houston to train with John Lucas...he scored a team-high 26 points at Atlanta, 12/11, but left the game, and was taken to the hospital, with 1:32 remaining after sustaining a left arm stinger injury...he missed a total of 31 games due to injury, including four games in November (11/21–28) with an arm stinger suffered in the third quarter at Dallas, 11/20...he recorded game highs of 29 points and nine assists vs. Golden State, 11/18, and tied a career-high with 12 field goals made against the Warriors...he dealt a season-high 14 assists at Chicago, 11/10...he matched his career-high with 12 field goals vs. Boston, 12/4, en route to a season-high 32 points...the sixth player in Raptors' history to record a double-double on opening night, he had 14 points and a team-leading 12 assists at Boston, 11/6...**2006-07:** He averaged 14.0 points, second on the team, a team-best 7.9 assists (sixth in the NBA), 3.1 rebounds and a team-high 1.35 steals (18th) in 75 games, including 71 starts...he established season career highs in games, points (1,047), assists (595) and free throw percentage (.819)...he scored in double figures 57 times and posted double-digits in assists on 22 occasions...he led the Raptors in scoring 11 times and in assists on 55 occasions...he was second on the team with a career-high 20 double doubles...he equaled his season high with 28 points to go with nine assists at Boston, 3/26...he tied a career high with 18 assists at New York, 3/14...he had 25 points and a game-high 13 assists vs. Seattle, 3/11...he recorded 20+ points in five straight games (Dec. 22 – Jan. 7) and had a team-high 28 points vs. Minnesota, 12/27...he led the team with 23 points, including nine points in overtime, and 10 assists at Portland, 12/22...he hit the game-winning shot at the buzzer against the Clippers, 12/20, for a 98-96 victory...he was credited with a game-high 14 assists and added 21 points vs. Golden State, 12/17...he paced the team in scoring (17), assists (eight) and tied for the team lead in rebounds (nine) vs. New Jersey, 12/15...he made 10 shots from the field en route to 26 points to go with a career-high 18 assists at Denver, 11/18...**2005-06:** He averaged 12.2 ppg, a team-high 6.6 apg and 35.5 mpg in 72 appearances, 70 as a starter...he paced the Bucks in assists 52 times and in steals on 29 occasions, both team bests...he ranked 12th in the NBA in assists and 19th in steals (1.44)...he also ranked ninth in assists per 48 minutes (8.9)...he scored in double-figures 47 times, third most on the team, and had 20+ points six times...he ranked third on the team with 10 double-doubles...he scored a career-high 34 points, adding 11 assists, at Orlando, 4/5...he totaled 24 points and 12 assists vs. Sacramento, 3/8...he scored in double figures in 10 of 13 outings in December, averaging 13.6 ppg...he had four games of 10 or more assists in November...he opened the season with a 16-point, 14-assist, nine-rebound effort at Philadelphia, 11/1...**2004-05:** He missed the entire season while recovering from neck surgery...**2003-04:** He averaged 7.1 points, a team-high 6.5 assists and 26.8 minutes per game en route to his selection to the NBA All-Rookie Second Team...he ranked second among the league's rookies in assists and led the Bucks in steals at 1.09 spg...he missed the playoffs and the final 26 games of the regular season after suffering a bruised spinal cord vs. Minnesota, 2/24...he ranked ninth in the NBA in assists at the time of his injury...he recorded three double-doubles, including 11 points and 11 rebounds vs. the Pacers at Conseco Fieldhouse in his NBA debut...he nearly pulled off a triple-double in that game, having handed out a team-high seven assists.

## PLAYOFFS

**2007-08:** In the first-round series with Orlando, he averaged 11.6 ppg, 6.6 apg and 4.4 rpg while starting all five contests...he shot just 36.2 percent from the floor (21-58), but hit 15-16 (.938) free throws – including 13 in a row in the first three outings...he tallied 14 points, five assists and five rebounds in Game Five at Orlando, 4/28...he earned his first career postseason double-double with 12 points and 13 assists in Game Four vs. Orlando, 4/26...his team-high 21 points in Game Three vs. the Magic, 4/24, featured 18 in the first half...he led the team with six assists during Game Two at Orlando, 4/22...he committed four turnovers each in Games Two and Five of the series, but totaled just two miscues in the other three games, combined...for the series, he had an assists-to-turnover ratio of 3.30-to-1...**2006-07:** He averaged 16.0 points and 4.0 assists, both second on the team, in the first-round series vs. New Jersey...he left Game 5 after sustaining an arm stinger...he came off the bench in Game 6 to go 7-10 from the field for 19 points in 15 minutes...he had a career playoff-high 27 points in Game 3...**2005-06:** He averaged team-best 6.4 assists in 32.4 minutes in a first-round playoff exit to Detroit...he shot 49.0 percent from the field and scored a team-high 21 points on 9-14 FG, 1-2 3-pt FG and 2-3 FT in Game 4, 5/1...he handed out a postseason career-high 15 assists in Game 3, 4/29.

## COLLEGE

He averaged 12.9 ppg and 8.8 apg in two seasons at Texas, guiding the Longhorns to a 48-19 record and their first Final Four appearance since 1947...he averaged 14.0 points and 8.6 assists in eight career NCAA Tournament games...he was a consensus first-team All-America selection as a sophomore, after averaging 15.0 points and 7.7 assists in 2002-03...he garnered two of the five major college basketball player of the year honors in 2003, winning the Naismith and Wooden Awards as College Player of the Year...he was also named college player of the year by Sports Illustrated, The Sporting News, ESPN.com and CBSSportsline.com...he averaged 10.8 ppg and 8.3 apg

## #5 T.J. FORD

as a freshman, becoming the first freshman to ever lead the NCAA in assists...he was named consensus Big 12 Freshman of the Year.

## PERSONAL

His full name is Terrance Jerod Ford...he was given the nickname T.J. by his mother at his birth...off the court, T.J. finds time to give back to the community and interact with those in need...he helps to sponsor the "T.J. Ford Coat Drive," in an effort to prevent Indiana families from going cold in the winter...he also sponsors the "Come to Our House" Thanksgiving meal, which helps supply food for central Indiana homeless shelters during the holiday...he helps raise support and awareness of his charitable causes through his website, tjfordlive.com...he is also involved with the Indianapolis Public School system and has donated to School 99's uniform closet...the closet provides uniforms for those students whose families may not be able to afford them...he has a community ticket block for Pacers' games called "Ford's Fun Bunch"...he started the T.J. Ford Foundation in September 2000, and it is an organization that seeks to enhance individuals through programs designed to develop their educational, recreational, physical and social well-being in collaboration with family and community...he helped Willowridge High School to a 75-1 record in his final two seasons, including a 62-game winning streak that culminated in the school's second consecutive Texas Class 5A state title.

## STATISTICS

## REGULAR SEASON

YR	G-GS	MIN	FGM-FGA	PCT	3-POINT		FTM-FTA	PCT	OR	DR	TR	AVG	AST	PF-DQ	ST	TO	BKS	PTS	AVG
					FGM-FGA	PCT													
2003-04 MIL	55-55	1472	153-398	.384	5-21	.238	80-98	.816	37	140	177	3.2	356	123-0	60	139	3	391	7.1
2004-05 MIL	Did not play - neck surgery																		
2005-06 MIL	72-70	2557	328-789	.416	35-104	.337	187-248	.754	63	248	311	4.3	473	196-0	104	219	7	878	12.2
2006-07 TOR	75-71	2243	393-902	.436	21-69	.304	240-293	.819	53	183	236	3.1	595	186-3	101	231	8	1047	14.0
2007-08 TOR	51-26	1199	246-524	.469	15-51	.294	110-125	.880	23	77	100	2.0	313	93-0	54	192	9	617	12.1
2008-09 IND	74-49	2258	413-913	.452	35-104	.337	245-281	.872	59	200	259	3.5	392	180-1	89	180	16	1106	14.9
2009-10 IND	47-32	1189	186-418	.445	8-50	.160	104-135	.770	41	108	149	3.2	180	102-1	44	90	11	484	10.3
<b>Totals (7)</b>	<b>374-303</b>	<b>10918</b>	<b>1719-3944</b>	<b>.436</b>	<b>119-399</b>	<b>.298</b>	<b>966-1180</b>	<b>.819</b>	<b>276</b>	<b>956</b>	<b>1232</b>	<b>3.3</b>	<b>2209</b>	<b>880-5</b>	<b>451</b>	<b>1051</b>	<b>54</b>	<b>4523</b>	<b>12.1</b>

## PLAYOFFS

YR	G-GS	MIN	FGM-FGA	PCT	3-POINT		FTM-FTA	PCT	OR	DR	TR	AVG	AST	PF-DQ	ST	TO	BKS	PTS	AVG
					FGM-FGA	PCT													
2005-06 MIL	5-5	162	25-51	.490	2-5	.400	11-12	.917	3	17	20	4.0	32	16-0	3	16	0	63	12.6
2006-07 TOR	6-5	136	37-76	.487	5-10	.500	17-21	.810	5	5	10	1.7	24	7-0	7	14	2	96	16.0
2007-08 TOR	5-5	124	21-58	.362	1-8	.125	15-16	.938	3	19	22	4.4	33	10-0	5	10	0	58	11.6
<b>NBA (3)</b>	<b>16-15</b>	<b>422</b>	<b>83-185</b>	<b>.449</b>	<b>8-23</b>	<b>.348</b>	<b>43-48</b>	<b>.896</b>	<b>11</b>	<b>41</b>	<b>52</b>	<b>3.3</b>	<b>89</b>	<b>33-0</b>	<b>15</b>	<b>40</b>	<b>2</b>	<b>217</b>	<b>13.6</b>



## CAREER HIGHS

### PLAYOFF HIGHS:

**MIN:** ..... 36, vs. DET, 5/1/06  
**FGM:** ..... 11, at NJ, 4/27/07  
**FGA:** ..... 22, at NJ, 4/27/07  
**3-PT FGM:** ..... 2, at NJ, 4/27/07  
**3-PT FGA:** ..... 3, vs. NJ, 4/24/07  
                         at NJ, 4/27/07  
                         vs. ORL, 4/26/08  
**FTM:** ..... 6, at DET, 4/26/06  
                         vs. ORL, 4/24/08  
**FTA:** ..... 6, at DET, 4/26/06  
                         vs. NJ, 4/21/07  
                         vs. ORL, 4/24/08  
**OR:** ..... 2, at DET, 4/23/06  
**DR:** ..... 7, vs. DET, 4/29/06  
**TR:** ..... 7, vs. DET, 4/29/06  
**AST:** ..... 15, vs. DET, 4/29/06  
**STL:** ..... 3, at NJ, 4/29/07  
**BLK:** ..... 1, vs. NJ, 4/21/07  
                         at NJ, 4/29/07  
**PTS:** ..... 27, at NJ, 4/27/07

36, vs. New York, 1/31/09

## #10 JEFF FOSTER

**POSITION:** Center/Forward**YEARS PRO:** 11**HEIGHT:** 6-11**WEIGHT:** 250 lbs.**BIRTHDATE:** 1/16/77 in San Antonio, Texas**HIGH SCHOOL:** James Madison (San Antonio, Texas)**COLLEGE:** Texas State University**DRAFTED:** By Golden State, First Round, 1999 (21st pick)**ACQUIRED:** From Golden State in exchange for the draft rights to Vonteego Cummings and a future first-round draft pick, 6/30/99**2009-10**

One of just four players in Pacers' history to see action in 11 seasons, an injury to his lower back limited him to just 16 appearances in 2009-10...he played in the team's first two games, scoring two points and claiming five rebounds in a total of 19 minutes...just three minutes into the home-opener vs. Miami, he sprained his right ankle and missed the rest of that contest and the eight games thereafter...he returned to the lineup at Charlotte, 11/22, where he had one rebound in eight minutes...in his first appearance of the season with 20 or more minutes, he had four points, four rebounds and an assist in 21 minutes as a starter at Toronto, 11/24...that was the first of his three starts, and it was the first of 10 straight games with double-digit minutes...in his next start, he flirted with a double-double, but came up just short with nine points, nine rebounds and a season-high four assists at Golden State, 11/30...that was one of five games he had with multiple assists and one of three with three or more...he had three assists in the season-opener at Atlanta, 10/28, and again at Sacramento, 12/2...he had two assists in games vs. Portland, 12/9, and at Washington, 12/12...including the game with the Warriors, he had three outings in which he scored more than four points, totaling six points at Sacramento, 12/2, and at Orlando, 12/14...against the Magic, he shot 3-4 FGS, but hit 22-46 FGS (.478) on the season...while the game at Golden State was as close as he would come to double-digit points, he had his best outing of the season on the boards just two nights later at Sacramento, where he came off the bench to gather a career-high tying 18 rebounds, including a season-high 10 offensive rebounds...10 offensive rebounds were the most by any Pacers' player in 2009-10 and were two short of his most ever...from that point on, he had no other game with more than eight total rebounds...he totaled four blocked shots on the season and they came in three consecutive games, beginning with his two at Golden State, 11/30...he logged three minutes at San Antonio, 12/19, before leaving with lower back spasms...that would be his last appearance of the season and he had surgery on his lower back 2/16.

**PRO**

**2008-09:** He claimed more than 200 boards at the offensive end for the sixth consecutive season with 215, which tied Toronto's Chris Bosh for 13th in the NBA, and sixth in the Eastern Conference...overall, he was second on the team, and 35th in the NBA, with an average of 6.9 rpg...he claimed 10 or more rebounds 16 times, including a career-high 18 boards at Chicago, 3/28...that game against the Bulls turned out to be his last in double figures and he averaged 5.5 rpg in his last eight outings...he scored in double figures 12 times in the season's first 40 games (39 appearances) and averaged 7.6 ppg in that span...he made appearances in 35 of the last 42 games and scored more than eight points just two times with a high of 12 points vs. San Antonio, 4/3...on 10-16 FGS and 11-14 FTS, he scored a combined 31 points in games vs. Oklahoma City, 11/10, and at New Jersey, 11/12...his 15 and 16 points, respectively, in those games represented his two highest scoring efforts of the season...after going 0-19 from 3-pt range in the previous six seasons, he connected on 2-7 from beyond the arc...he was 1-1 from 3-pt range vs. Atlanta, 11/18, and then again at Milwaukee, 12/13...he registered five double-doubles...he shot better than 50 percent from the floor for the season (.501), doing so for the fifth time in six seasons...he dealt a career-high 130 assists, which was one more than he had the previous season...he handed out a career-high tying five assists twice, including games against Minnesota, 2/3, and Washington, 3/29...including those two games, he had three or more assists 19 times...he claimed 50+ steals for the fifth time in his career, and the third season in a row, with 53 thefts, which was sixth on the team...he tied a career-high with four steals against the Celtics, 2/27, and he collected multiple thefts 10 times...he was third on the team with a career-best 49 blocked shots on the season...the Pacers' starting center in five of the team's first seven games, his 26 starts were his fewest since 2002-03...as a starter, he averaged 7.0 ppg and 8.5 rpg...in 48 games off the bench, he averaged 5.6 ppg and 6.0 rpg...**2007-08:** The Pacers' leading rebounder in 2007-08 his average of 8.7 rpg included a career-high 264 offensive boards...that total ranked sixth highest in the NBA...he collected 10+ rebounds 28 times and had 10 double-doubles, which tied for second most on the team...he had a season-high 17 rebounds twice: at Portland, 11/28, and vs. Houston, 2/1...he collected five or more offensive rebounds 20 times, including a season-high eight three times...his average of 17.0 rebounds per 48 minutes played ranked fifth best in the league and the only Eastern Conference

#10 JEFF FOSTER



## #10 JEFF FOSTER

player with a higher per 48 minutes average was Orlando's Dwight Howard, who tied for the league lead with an average of 18.0 boards per 48 minutes played...he averaged 6.4 ppg and shot a team-best 55.0 percent from the floor...through the end of December, he was shooting just 73-148 from the floor (.493), but connected on 132-225 FGS (.587) the rest of the season...in his last 40 games, he scored 10 or more points 13 times and averaged 7.1 ppg...he scored a season-best 16 points on 8-11 FGS against Milwaukee, 4/6...he also tied a career-high with four steals at Boston, 4/2...he had never dealt more than 70 assists in a season, but had nearly twice that many with 129 in 2007-08...he handed out at least three assists 25 times, including 10 times in a span of 13 games from 1/16 to 2/12...he had a season-best five assists twice: vs. Sacramento, 1/19, and vs. Philadelphia, 12/19...in the game vs. the Sixers, 12/19, he led the team in assists and that was one of two games in 2007-08 in which he topped the team in assists...he tied for the team lead with four assists against the Lakers in Los Angeles, 1/2...rejecting more than 30 shots in a season for just the third time in his career, he had 32 in 2007-08...in the first 50 games of the season, he totaled just nine blocked shots and had no more than one in any outing...over the final 32 games, he had 23 rejections and blocked at least two five times...he had three or more blocks three times with a career-high four in his hometown of San Antonio, 3/6...as a starter, he averaged 7.2 ppg, 9.4 rpg and shot better than 57 percent from the floor (.575)...the Pacers were 26-26 in his 52 starts in 2007-08, compared to just 8-17 in his 25 appearances off the bench...as a reserve, he shot 48 percent from the field and averaged 4.9 ppg and 7.2 rpg...

**2006-07:** Minute-by-minute, he was one of the league's best overall rebounders and his 16.8 rebounds per 48 minutes played ranked third best in the NBA...his 252 offensive rebounds for the season ranked seventh best in the NBA...he was fourth in the NBA with an average of 3.36 orgp...he tied a team NBA record with 12 offensive rebounds against the Nuggets in Denver, 12/2...among the four players in Pacers' NBA history to have 12 offensive boards, he was the first to do it more than once...in that game against the Nuggets, he tied his career-high of 18 total rebounds, a mark he matched just two games later vs. Orlando at Conseco Fieldhouse, 12/6...overall, he was second on the team, and 19th in the NBA, with an average of 8.1 rpg...in the game vs. Boston, 1/30, he became just the seventh player in Indiana's NBA history to play 500 games in a Pacers' uniform...he played in each of the team's first 63 games, starting 32 of those...one of four Pacers' players have 60+ steals in 2006-07, his 62 thefts ranked fourth best on the team...he blocked 37 shots, including a season-high three vs. Orlando, 11/10, and vs. Denver, 2/9...he averaged 4.3 ppg and scored in double figures five times, including two of his last four appearances...at Philadelphia, 4/10, he scored a season-high 15 points on 5-6 FGS and 5-5 FTS...including that 5-5 effort at Philadelphia, he shot 12-15 FT (.800) in the season's final 12 games...**2005-06:** After missing the first 14 games with a sore left Achilles, he averaged a career-high 9.1 rpg and was third in the NBA with an average of 3.612 orgp in 63 games...he became just the 10th player in franchise history, and the fourth in the team's NBA history, to accumulate 1,000 offensive rebounds in his career with the second of his three offensive rebounds at Minnesota, 1/20...he had two games with a team season-high 10 offensive rebounds: vs. Milwaukee, 2/15, and at Houston, 3/8...he was second on the team with seven double-doubles and just missed four others with 15 points and nine boards at Memphis, 3/21; 10 points and nine rebounds at Chicago, 4/4, and nine points, 12 rebounds vs. Toronto, 4/5 and 11 boards and nine points vs. Orlando, 4/19...he also had four games in which he had at least eight rebounds and at least eight points...he scored in double figures 11 times, including a career-high tying 19 points at Toronto, 3/1...his 15 points vs. the Lakers, 2/1, gave him 2,000 in his NBA career...for the season, he shot a team-leading 55.2 percent (138-250) from the floor...he was fifth on the team with 27 blocked shots...he had 41 steals in 2005-06, making him the 26th player in franchise history to capture 300 or more steals in his career...he started 37 of 63 games and averaged 6.4 ppg and 10.4 rpg as a starter...in 26 games off the bench, he scored 5.3 ppg and hauled in 7.2 rpg...he shot nearly 60 percent from the floor (49-82, .598) in his 26 games off the bench, while shooting 89-168 FGS (.530) as a starter...**2004-05:** He averaged 7.0 ppg and 9.0 rpg in 61 games...he started 38 of his first 40 games and a total of 43 games and averaged 8.4 ppg and 9.8 rpg as a starter...in just his third game of the season, he collected a career-high 18 rebounds, including a club record-tying 12 offensive rebounds vs. Sacramento, 12/11...that was the first of three 18-rebound performances in a four-game span...that was also the first of a career-high seven straight games with 10 or more rebounds...his 12 offensive rebounds against the Kings tied the most by any player in the NBA in 2004-05 and tied the team NBA franchise mark...he nearly tied the team record for offensive rebounds again with 11 against the Grizzlies, 2/13...for the season, he averaged 3.36 orgp, which - with enough to qualify for the league leaders - would have been eighth in the NBA...with the first of his 10 points vs. Detroit on Christmas Day, he notched the 1,500th point of his NBA career...he was second on the team with a career-high 14 double-doubles, including a run of six in a row from 12/11 to 12/25, the longest streak of double-doubles in his career...he had a season-high three steals at Houston, 1/18, and at Washington, 4/3...he tied a career-high with four assists twice, handing out four vs. Toronto, 12/17, and then again vs. the Lakers, 3/18...**2003-04:** He was the only Pacers' player to see action in every game in 2003-04 and logged a career-high 1,961 minutes (23.9 mpg)...he collected a career-high and team-leading 248 offensive boards...he tied for eighth in the NBA in total offensive boards and in offensive rebounds per game...he averaged 6.1 offensive rebounds per 48 minutes, best in the NBA...overall, he averaged 7.4 rpg and tied for 28th in the NBA...he collected 10+ rebounds 22 times and registered eight double-doubles...he had a season-high 14 rebounds twice, leading the team against the L.A. Clippers, 11/19, and at Seattle, 12/5...he notched his first double-double of the season with his career-high 19 points and a team-high 12 rebounds vs. the Sonics at Conseco Fieldhouse, 11/14...he led the Pacers in both scoring and rebounding in that game and that was the first time in his career that he had led the team in scoring...on offense, he had one of his best seasons ever, scoring 6.1 ppg on 54.4 percent FGS and 66.9 percent FTS...he scored the 1,000th point of his career at New Orleans, 11/21...with enough field goals made to qualify for the league leaders, he would have ranked third best in the NBA with a team-high 54.4 percent FGS...that was the first time he

## #10 JEFF FOSTER

had shot 50+ percent from the field since his rookie campaign when he shot 13-23 FGS (.565)...one of only two Pacers' players with more steals than turnovers, he was fourth on the team with a career-high 71 steals...with enough steals to qualify for the league leaders, he would have been seventh in the league in steals-to-turnover ratio...with him as a starter, Indiana was 60-19 (.759)...**2002-03:** Despite averaging 10.4 mpg, he led the NBA with 7.1 offensive rebounds for every 48 minutes played and tied for second in the NBA in total rebounds per 48 minutes with an average of 16.7...in seven games with 20 or more minutes, he averaged 5.9 ppg and 6.9 rpg and shot 14-31 FGS (.452) and 13-19 FTS (.684)...he registered double-figure rebounds four times and had a team-high tying 11 rebounds at Sacramento, 3/9, to go with 12 points for his only double-double of the season...averaging 2.1 ppg for the season, he scored four or more points 21 times...he started two games, logging four minutes at Chicago, 12/21, and 12 minutes at Atlanta, 3/22...in his start at Atlanta, he had a season-high three assists to go with four rebounds, one steal and two points...**2001-02:** He was the only player to make an appearance in every game in 2001-02...he led the Pacers with 206 offensive rebounds and was tied for 21st in the NBA in offensive rebounds per game with 2.5...on a per minute basis, he was fifth best in the NBA with an average of 14.9 rebounds for every 48 minutes played...overall, he ranked among the top 50 rebounders (tied for 41st) with an average of 6.8 rebounds per game...in 31 games in which he logged at least 25 minutes, he averaged 8.2 ppg and 9.8 rpg...he recorded eight double-doubles, including a season-high of 17 points and a season-high 15 rebounds at Boston, 11/14...he started each of the team's first 43 games and then came off the bench in 34 of the last 39 games...as a starter, he averaged 6.6 points, 7.7 rebounds and 25.0 minutes per game...**2000-01:** In 71 games, nine starts, he averaged 3.5 points, 5.5 rebounds and 16.2 minutes...in his nine starts, including eight in a row from 12/16 to 12/30, he averaged 5.0 ppg, 8.1 rpg and shot 52.9 percent from the floor (18-34)...he registered three double-doubles and he ranked third on the team with a field goal percentage of 46.9 percent (100-213 FGS), and first amongst those that attempted at least 200 field goals...**1999-2000:** The first Pacers' rookie to lead the team in rebounding in a game since Erick Dampier during the 1996-97 season, he collected a team-high 13 boards in the season finale vs. Atlanta, 4/19...in that game, he registered his first career double-double with a season-high 11 points...his five offensive rebounds against the Hawks were the fourth most by a Pacers' player during the season...he saw action in a total of 19 games, logging 10+ minutes once...in his NBA debut, he had two points (1-2 FGS) and five rebounds in three minutes at Charlotte, 11/4...he missed 30 games while on the injured list, 2/21 to 4/17, with a lower back strain and 33 games due to coaching decisions.

## PLAYOFFS

**2005-06:** Due to a lower back strain, he played limited minutes in Games 3 and 4 and did not play at all in Games 5 and 6 vs. the Nets...after leading the Pacers in rebounding with nine in Game 1, 4/23, and eight in Game 2, 4/25, he totaled seven rebounds in a total of 27 minutes in his next two appearances...the first Indiana player to have multiple steals in a game against the Nets, he had two thefts in Game 3, 4/27, and totaled four steals in his four outings...matching his most free throws made and attempted ever in a playoff game, he shot 3-4 FTS and scored five points in Game 1...that was his best effort of the series with the Nets and he shot 3-9 from the floor in his remaining three appearances...he had his only blocked shot in Game 2, 4/25...including two in Game 1, 4/23, he had three assists in the series with New Jersey...**2004-05:** After scoring a total of 18 points, and no more than seven in any one game, in the first six games against Boston, he had nine points and a team-high 12 rebounds in Game 7 at Boston, 5/7...that was the first of four straight games with 10+ rebounds, which included a career-high 20 rebounds in the Pacers' come-from-behind win in Game 2 at Detroit, 5/11...that was the most rebounds he had ever collected - regular season or playoffs...his 20 rebounds in Game 2 featured 10 offensive rebounds, one short of the Pacers' NBA playoff record set by Jermaine O'Neal in 2003...he added 14 points in that game against the Pistons, his only double-double in the 2005 postseason...he scored 12 points in Game 6 vs. the Pistons, 5/19, hitting 6-7 FGS...he shot 20-31 FGS (.645) in the series with Detroit and canned 31-52 FGS (.596) in the postseason, overall...he had never blocked more than five shots in any postseason, but nearly matched that in one game with a career-best four rejections in Game 7 at Boston, 5/7...in the entire postseason, he had a career-high 12 blocked shots, which equaled his playoff career total prior to 2005...he shot 4-7 FTS in the first six games of the series vs. Boston, but then made 11-14 FTS (.786) in a five-game span that incorporated Game 7 at Boston, 5/7, and the first four games vs. Detroit...**2003-04:** The team's top shooter with a mark of 58.1 percent from the floor, he was the only Pacers' player to shoot 50+ percent FGS in the 2004 postseason...he averaged 6.6 rebounds and 3.6 points per game in 16 contests...his 44 offensive rebounds (2.75 orgp) topped the team, which included seven in Game 5 vs. Miami, 5/15...he totaled 32 offensive rebounds in the team's first nine postseason games...he scored in double figures for the first time in his playoff career with 20 points in Game 5 vs. the Heat, 5/15, which was also the first 20-point game in his pro career...he had 12 assists in 16 appearances and had at least one assist in seven of eight games from 4/23 to 5/18...in the first of those eight games, at Boston, 4/23, he had three assists - one off his most ever in the playoffs and his most in the 2004 postseason...his 1.00-to-1 steals-to-turnover ratio ranked second best on the team...**2002-03:** In Game 5 of the series with Boston, 4/29, he scored a playoff season-high eight points on 3-6 FGS and 2-2 FTS...in Game 5, he logged 22 minutes, his only outing of the series with more than eight minutes of action...in Game 5 vs. Boston, he hauled in bench-high tying six rebounds, his most of the series...in the other five games of the series, he totaled two rebounds...**2001-02:** In five games against the Nets, he averaged 4.0 ppg and 4.8 rpg...he led the Pacers with 12 rebounds in Game 3, 4/26, marking his first game of 10+ rebounds in the postseason...in that game, he also led the Pacers' bench with a playoff career-high four assists...he set a then playoff career-high with seven points in Game 2, 4/22, and Game 3, 4/26...in each of those



## #10 JEFF FOSTER

two games, he canned 1-1 3-pt FG, for the first postseason 3-pt FGS of his career...**2000-01:** He made his first four postseason appearances, including two starts, against Philadelphia in the First Round and averaged 2.5 points, 3.0 rebounds and 13.0 minutes...in his two starts, 4/28 and 5/2, he averaged 4.0 points, 4.5 rebounds, 1.0 assists, 1.5 blocks and 23.0 minutes.

## COLLEGE

As a senior, he ranked third in the nation in rebounding (11.3 rpg) and he led his team in rebounding 25 times and grabbed double-figures in rebounds 18 times...he was second on the team in scoring (14.2 ppg), first in rebounding, second in blocked shots, second in steals and third in assists...as a junior, he was selected to the All-Southland Conference (SLC) Second Team...he led the team and the conference in rebounding and was 16th in the nation with 10.2 rpg...he was also second on the team in scoring (12.8 ppg)...as a sophomore, he averaged a team-high 7.7 rpg and led the team in blocks with an average of 1.31 bpg...as a freshman, he started nine games and averaged 13 minutes per contest...he contributed 3.2 ppg and 4.2 rpg...he led the team in rebounding on two occasions.

## PERSONAL

His full name is Jeffrey Douglas Foster...he has one sister...the best advice he ever received was from his parents - to always give your all...he earned his degree from Texas State University in August 2009...he and his wife, Jamie, were married in the summer of 2001 and their twins, Carter and Elle, were born during the summer of 2006...Jeff donates much of his time and energy helping underprivileged children in the Indianapolis community through various activities...he is a significant contributor to the Ronald McDonald House, visiting the children and helping the organization with fundraisers...he also puts on the "Jeff Foster's Big Deal!" poker tournament, which also helps raise money for children...he is involved with Riley Children's Hospital, making regular visits to the patients... Jeff helps bring the joy of the holidays to those less fortunate through his sponsorship of the United Christmas Service...in addition to his support of children in the area, he also gives back to military families and veterans... his American ticket block, "Foster's Heroes," donates tickets to those who have served their country or been affected by having family members in the military...he participates in the Call-A-Pacer program...his favorite book is "Isaac's Storm," about the Texas hurricane in 1900 that is regarded as the deadliest weather disaster in American history...he has a dog, Callie...he lists David Robinson as his childhood basketball hero...he lists his hobbies as watching movies and spending time with his family and friends...he wears a size 15 basketball shoe.

## STATISTICS

## REGULAR SEASON

YR	G-GS	MIN	FGM-FGA	PCT	3-POINT		FTM-FTA	PCT	OR	DR	TR	AVG	AST	PF-DQ	ST	TO	BKS	PTS	AVG
					FGM-FGA	PCT													
1999-00 IND	19-0	86	13-23	.565	0-1	.000	17-25	.680	12	20	32	1.7	5	18-0	5	2	1	43	2.3
2000-01 IND	71-9	1152	100-213	.469	2-7	.286	47-91	.516	144	245	389	5.5	33	152-3	39	52	28	249	3.5
2001-02 IND	82-48	1786	177-394	.449	2-15	.133	111-182	.610	206	350	556	6.8	70	232-4	71	79	38	467	5.7
2002-03 IND	77-2	802	64-178	.360	0-2	.000	34-63	.540	118	161	279	3.6	51	103-0	28	34	21	162	2.1
2003-04 IND	82-79	1961	197-362	.544	0-4	.000	103-154	.669	248	362	610	7.5	64	189-1	71	60	27	497	6.1
2004-05 IND	61-43	1594	168-324	.519	0-5	.000	90-142	.634	205	345	550	9.0	43	186-3	46	55	12	426	7.0
2005-06 IND	63-37	1581	138-250	.552	0-4	.000	96-159	.604	224	350	574	9.1	50	191-2	41	64	27	372	5.9
2006-07 IND	75-43	1740	122-259	.471	0-1	.000	78-122	.639	252	356	608	8.1	57	202-1	62	70	37	322	4.3
2007-08 IND	77-52	1884	205-373	.550	0-3	.000	86-145	.593	264	404	668	8.7	129	221-4	56	62	32	496	6.4
2008-09 IND	74-26	1828	177-353	.501	2-7	.286	96-146	.658	215	293	508	6.9	130	229-5	53	88	49	452	6.1
2009-10 IND	16-3	255	22-46	.478	0-1	.000	5-9	.556	34	47	81	5.1	21	45-0	3	14	4	49	3.1
NBA (11)	697-342	14669	1383-2775	.498	6-50	.120	763-1238	.616	1922	2933	4855	7.0	653	1768-23	475	580	276	3535	5.1

## PLAYOFFS

YR	G-GS	MIN	FGM-FGA	PCT	3-POINT		FTM-FTA	PCT	OR	DR	TR	AVG	AST	PF-DQ	ST	TO	BKS	PTS	AVG
					FGM-FGA	PCT													
2000-01 IND	4-2	52	4-9	.444	0-0	.000	2-2	1.000	3	9	12	3.0	2	8-0	0	4	3	10	2.5
2001-02 IND	5-0	78	7-13	.538	2-4	.500	4-9	.444	5	19	24	4.8	7	13-0	3	9	1	20	4.0
2002-03 IND	6-0	38	6-11	.545	0-0	--	2-2	1.000	4	4	8	1.3	2	3-0	0	0	3	14	2.3
2003-04 IND	16-13	307	25-43	.581	0-1	.000	8-10	.800	44	61	105	6.6	12	37-0	13	13	5	58	3.6
2004-05 IND	13-0	245	31-52	.596	0-0	--	15-21	.714	46	50	96	7.4	5	27-0	6	8	12	77	5.9
2005-06 IND	4-4	80	4-11	.364	0-0	--	3-4	.750	11	13	24	6.0	3	9-0	4	0	1	11	2.8
NBA (6)	48-19	800	77-139	.554	2-5	.400	34-48	.708	113	156	269	5.6	31	97-0	26	34	25	190	4.0

## #10 JEFF FOSTER

## CAREER HIGHS

REGULAR SEASON	
MIN:	49, vs. MIN, 2ot, 11/16/01
FGM:	9, vs. PHI, 12/22/04
FGA:	14, vs. WAS, 11/22/01 vs. SAC, 12/11/04
3-pt FGM:	1, six times (most recent: at MIL, 12/13/08)
3-pt FGA:	2, at DAL, 1/12/02 vs. SAC, 3/19/04
FTM:	11, at BOS, 11/14/01
FTA:	12, at BOS, 11/14/01
OR:	12, vs. SAC, 12/11/04 at DEN, 12/2/06
DR:	13, at CHI, 12/18/04 vs. LAL, 3/18/05 vs. HOU, 12/26/06
TR:	18, seven times (most recent: at CHI, 3/28/09)
AST:	5, four times (most recent: vs. WAS, 3/29/09)
ST:	4, six times (most recent: at BOS, 2/27/09)
TO:	5, vs. PHI, 12/22/04 at NY, 2/23/09
BKS:	4, vs. S.A., 3/6/08 vs. OKC, 11/10/08 vs. MIA, 3/25/09
PTS:	19, vs. SEA, 11/14/03 at TOR, 3/12/06

PLAYOFFS	
MIN:	35, vs. MIA, 5/15/04
FGM:	9, vs. MIA, 5/15/04
FGA:	11, at DET, 5/11/05
3-pt FGM:	1, at NJ, 4/22/02 vs. NJ, 4/26/02
3-pt FGA:	2, at NJ, 2OT, 5/2/02
FTM:	3, several times (most recent: at NJ, 4/23/06)
FTA:	4, four times (most recent: at NJ, 4/23/06)
OR:	10, at DET, 5/11/05
DR:	10, at DET, 5/11/05
TR:	20, at DET, 5/11/05
AST:	4, vs. NJ, 4/26/02
ST:	3, at BOS, 4/25/04
TO:	4, vs. NJ, 4/26/02
BKS:	4, at BOS, 5/7/05
PTS:	20, vs. MIA, 5/15/04

## IN THE REGULAR SEASON, THE LAST TIME JEFF...

## ...MISSED A GAME

due to injury: at Washington, 4/14/10  
 due to Coach's Decision: at Golden State, 1/13/08  
 due to personal reasons: never  
 due to suspension: never

## ...FOULED OUT

vs. Washington, 3/29/09

## ...RECEIVED A TECHNICAL FOUL

at Atlanta, 4/10/09

## ...WAS EJECTED

at L.A. Lakers, 3/5/03

## ...SHOT 1.000 PCT FGS (MINIMUM 5 FGA)

6-6, at New Jersey, 12/30/04

## ...MADE 1+ 3-PT FGS

1, at Milwaukee, 12/13/08

## ...SHOT 1.000 PCT FTS (MINIMUM 2 FTA)

2-2, vs. L.A. Clippers, 11/25/09

## ...GRABBED 15+ REBOUNDS

18, at Sacramento, 12/2/09

## ...RECORDED 3+ ASSISTS

3, at Sacramento, 12/2/09

## ...RECORDED 3+ STEALS

4, at Boston, 2/27/09

## ...RECORDED 4+ TURNOVERS

5, at New York, 2/23/09


## ...BLOCKED 2+ SHOTS

2, at Golden State, 11/30/09

## ...SCORED 10+ POINTS

12, vs. San Antonio, 4/3/09

## #24 PAUL GEORGE

**POSITION :** Forward-Guard**YEARS PRO:** Rookie**HEIGHT:** 6-8**WEIGHT:** 215 lbs.**BIRTHDATE:** May 2, 1990 in Sun Valley, California**COLLEGE:** Fresno State**HIGH SCHOOL:** Pete Knight (Palmdale, California)**DRAFTED:** By Indiana, First Round, 2010 (10th overall)

## COLLEGE

**2009-10:** In a sensational sophomore season, he cemented his place in Fresno State history as the program's premier free throw shooter, an astute defender, multi-dimensional scorer and leader by example...the second-most efficient sophomore free throw shooter in Bulldog history, he registered the fifth-most steals by a sophomore and was one of the top 20 sophomore NCAA scorers...one of two Bulldogs to start all games in which he played (29), he recorded four double-doubles...after suffering a right ankle sprain against Utah State, 1/21, he missed four games and part of another...he averaged 16.8 points, 7.2 rebounds, 3.0 assists, 2.2 steals and 0.8 blocks per game while shooting 42.4 percent (154-363) from the field and 35.3 percent (122-308) from 3-pt range...he completed the best single-season free throw percentage (120-132, .909) in program ...he scored a career-high 30 points and converted all nine free throw attempts in an 83-64 victory over eventual WAC Tournament champion New Mexico State, 2/11, to join the Bulldogs' elite 30-point club in his first game back from an ankle injury...he dished out a career-high seven assists with only one turnover in a 79-68 win over Cal St. Bakersfield, 2/23...he drained a career-high 15 free throws on 17 attempts on the road at Nevada, 2/17...on the season, he finished with 478 points to improve his career point total to 974 points (No. 33 on all-time Bulldog scoring list)...he was second in the WAC in free throw percentage (.909), steals (64) and steals per game (2.2)...he was fourth in the WAC in defensive rebounds (5.3), sixth in points per game (16.8), eighth in 3-pt FG made per game (2.0), points scored (487) and rebounds per game (7.2)...he also ranked 10th in the conference in minutes played (962), 11th in rebounds (210), 12th in 3-pointers made (59) and blocks/game (0.8), 13th in blocked shots (24), 14th in assists/game (3.0), and 15th in assists (88) and assist-to-turnover ratio (0.9)...registered two perfect performances at the free throw (10-10 vs. San Francisco State, 11/13, and 9-9 vs. New Mexico State, 2/11)...he was the only WAC player to register six steals in two different games, doing so in back-to-back contests vs. BYU, 12/12, and vs. UC Davis, 12/17...in the final WAC-only regular-season rankings, he finished second in free throw percentage (59-66, .894), fifth in points per game (16.8), sixth in defensive rebounds per game (4.9), eighth in blocks per game (1.1) and steals per game (1.4), 11th in steals (17), 12th in blocks (13) and rebounds per game (6.7), and 14th in total points (202)...

**2008-09:** He ranked as one of the top 15 freshmen scorers in the NCAA and was one of only two Bulldogs to start all 34 games...he averaged 14.3 points, a team-high 6.2 rebounds, 2.0 assists and a team-high 1.7 steals per game while shooting 47 percent from the field...he recorded the third-best season 3-pt field goal percentage (.446) in Bulldog history...he led team with six double-doubles...he led the WAC in minutes played (1,176) and finished second in the WAC in 3-pt shooting (.447), steals (59) and steals per game (1.74)...he was third in the conference in minutes played per game (34.59), fifth in defensive rebounds (149) and 3-pointers made (63), sixth in 3-pointers made per game (1.85), seventh in rebounds (212), eighth in defensive rebounds per game (4.38), ninth in points scored (487) and scoring per game (14.3), and 10th in blocked shots (34) and blocks per game (1.00)...scored a career-high 29 points, the fifth-highest scoring WAC performance in a conference game, with a perfect tally (8-8) from the charity stripe, one of 10 perfect WAC performances from the free throw line on the season, and the fifth-highest field goal percentage in a 2008-09 conference game by drilling nine of eleven field goal attempts (81.8%) to lead the 'Dogs to an 88-82 victory over Boise State, 2/9...forced a career-high five steals in the Bulldogs' quarterfinal bout with the top-seeded Utah State Aggies in the 2009 WAC Tournament...earned ESPN Sportscenter's No. 1 Play of the Day for Nov. 18, with an emphatic one-handed slam dunk on the road at Saint Mary's College during ESPN's College Hoops Tip Off Special...in WAC contests, averaged 14.3 points and 6.4 rebounds per games while shooting 42 percent from the field...in the final WAC-only regular season rankings, he finished second in the WAC in 3-point shooting (28-63, 44.4 %), third in minutes played (573) and minutes per game (35.81), fourth in steals (27) and steals per game (1.69), eighth in blocked shots (16) and blocks per game (1.00), ninth in 3-pointers made (28) and 3-pointers made per game (1.75), and 10th in points scored (229), points per game (14.3), rebounds (97), rebounds per game (6.1), defensive rebounds (66) and defensive rebounds per game (4.13).

THE PLAYERS

#24 PAUL GEORGE

PERSONAL

The son of Paul and Paulette George, he has two older sisters -- Teiosha, who played basketball at Pepperdine, and Portala, who played volleyball at Cal St. San Bernardino...he enjoys listening to music, playing video games, hanging out with friends, and bowling...while at Fresno State, he was a participant and volunteer for "Read to Achieve"...he lists Kobe Bryant as his favorite athlete because he works harder than anyone else to be the best... he most admires his mom because she's been a strong woman...during his senior season at Pete Knight H.S., he averaged 25 points, 12 rebounds, three assists, and three steals per game...he was named Golden League Most Valuable Player, Antelope Valley Press Player of the Year, and a member of the Daily News 2007-08 All-Area Boys' basketball team...he also participated in the Battle of the Valley All-Star Game...as a junior, he averaged 14 points with eight rebounds per game.

COLLEGE STATISTICS

YR	G-GS	MIN	FGM-FGA	PCT	3-POINT		FTM-FTA	PCT	OR	DR	TR	AVG	AST	PF-DQ	ST	TO	BKS	PTS	AVG
					FGM-FGA	PCT													
2008-09	34-34	1176	166-353	.470	63-141	.447	92-132	.697	63	149	212	6.2	63	92-2	59	79	34	487	14.3
2009-10	29-29	962	154-363	.424	59-167	.353	120-132	.909	55	155	210	7.2	88	84-4	64	94	24	487	16.8
TOTAL	63-63	2138	320-716	.447	122-308	.396	212-264	.803	118	304	422	6.7	151	176-6	123	173	58	974	15.5

#24 PAUL GEORGE





## #33 DANNY GRANGER

**POSITION:** Forward**YEARS PRO:** 5**HEIGHT:** 6-9**WEIGHT:** 228 lbs.**BIRTHDATE:** 4/20/1983 in New Orleans, Louisiana**HIGH SCHOOL:** Grace King (Metairie, Louisiana)**COLLEGE:** University of New Mexico**DRAFTED:** By Indiana, First Round, 2005 (17th pick)**2009-10**

Though his scoring average dropped for the first time in his career, he still led the Pacers at 24.1 points per game, ranking eighth in the NBA and third among Eastern Conference players...he scored 20 or more points in 45 of 62 appearances and 30+ points 16 times...he scored eight points at Miami, 1/19, ending a streak of 72 straight games in double figures that had bridged the 2008-09 and 2009-10 seasons...that was one of just three games in which he failed to score at least 10 points, and he scored in double figures in each of the last 20 games...including five of the last six games in March, he scored 30+ points in seven of the last 13 games...in that stretch of six games to close out March, he averaged 31.7 ppg, shot nearly 53 percent from the floor (.528) and hit nearly 45 percent from beyond the 3-pt arc (.447)...that six-game stretch featured a career-high 44 points in the Pacers' win vs. Utah, 3/26...in that game, he helped the Pacers in their come-from-behind win by scoring 24 points in a 54-26 Indiana run during the final 17 minutes...he also registered a four-point play in that game...he ended the season with 6,521 points in five seasons, eighth on the team's all-time NBA career scoring list...he surpassed Dale Davis on that list with his 31 points in a win vs. Washington, 3/24...his 30 points at Portland, 3/6, put him over 6,000 points in his career, becoming the 10th player in Indiana's NBA history to reach that plateau...one of the most prolific 3-pt shooters in the NBA in 2009-10, his 438 attempts ranked fourth in the NBA...just the second player in franchise history to make 100 or more 3-pt FGS in four consecutive seasons, his 158 3-pt field goals tied for ninth in the league...with his three 3-pt field goals at Washington, 11/12, he moved into second place, ahead of Billy Keller, on the Pacers' all-time career 3-pt field goals list with 508...he hit the 600th 3-pt field goal of his career at Portland, 3/3, and finished the campaign with 651 3-pt field goals in five seasons...his 1,692 career attempts from behind the 3-pt line also rank second in Pacers' history...he attempted 10 or more free throws in a game 10 times, including a season-high 15 vs. Utah, 3/26...he connected on a season-high 14 free throws without a miss twice, doing so at Detroit, 1/22, and at Cleveland, 4/9...he shot 101-124 (.815) from the foul line in his final 15 appearances, and finished among the NBA's top 25 (21st) in foul shooting with a percentage of 84.8...averaging more than five rebounds a game for the third season in a row, his 5.5 rpg was third on the team and is his second-highest average in five seasons...including a career-high 16 boards vs. Golden State, 11/11, he gathered 10+ rebounds three times and recorded double-doubles in all three contests...he had at least seven rebounds 21 times and led the team in rebounding (including ties) six times...he averaged a career-best 2.8 apg and led the team in assists (including ties) nine times...he handed out a season-high six assists vs. Detroit, 3/19, and had at least four assists on 21 occasions...though he sat out 20 games, he still finished second on the team with 94 steals, one short of his career-high set in 2007-08...he was third on the team with 51 blocked shots, and had multiple blocks in 12 games...he missed a total of 18 games due to injury or illness, including 16 straight in December and January with a torn plantar fascia in his right foot...he missed one in November (11/25) with a sprained MCL in his left knee and one in March (3/17) with a facial injury...he also missed one game for personal reasons and was suspended by the NBA for the game vs. Philadelphia, 3/9, for his part in an altercation at Phoenix, 3/6.

**PRO**

**2008-09:** The first player in NBA history to lift his scoring average at least five points per game in three consecutive seasons, and the first Indiana player to average more than 25 ppg in more than 30 years, he ranked fifth in the NBA with 25.8 ppg and was named the NBA's Most Improved Player in 2008-09...his average was the highest by an Indiana player since Billy Knight's single-season team record 26.6 ppg in the Pacers' first NBA season (1976-77)...he scored 20 or more points in a career-high 16 straight games, 12/15 to 1/19, and that tied the longest streak of scoring 20 or more points in the Pacers' NBA history...in a three-game span, 1/3 to 1/7, he scored 35 or more points in each game and is the only Pacers' player to do so...he tallied 37 points at Phoenix, 1/7, including the final five points in a 113-110 win...including his 3-pt FG with no time left on the clock against the Suns, he scored the Pacers' game-winning points in the closing seconds three times...he gave the Pacers a one-point win on a rebound basket with 13.7 seconds left in Houston, 11/26, and he connected on one of two free throws with just a tenth of second left in a 96-95 win vs. Cleveland, 2/10...in a game the Pacers won in overtime vs. the Pistons, 1/14,

#33 DANNY GRANGER



## #33 DANNY GRANGER

he drilled a step-back jumper from the top of the key to tie the score with 3.9 seconds left in regulation...his 182 3-pt field goals made led the Pacers and ranked fourth in the NBA...his 182 3-pt field goals were the most ever by a Pacers' player other than Reggie Miller and ranked third in the team's history...he averaged 5.1 rpg, collected 10+ rebounds six times and had a season-high 11 boards twice...including a season-high seven at Utah, 1/12, he averaged 2.7 apg and dealt four or more assists 25 times...third on the team with 69 steals, he had a season-high five thefts in the Pacers' win at Washington, 12/15, and that tied the most by any Indiana player during the season...he accumulated two or more steals 15 times, and averaged 1.04 spg, in his last 44 appearances...he led the Pacers with a career-high 97 blocked shots...he was selected by Eastern Conference coaches for his first All-Star game appearance and he scored two points with a rebound and two steals in limited minutes (10:43)...he missed a total of 15 games due to injury or illness, including 11 in a row in February and March with a torn tendon in his right foot...**2007-08:** The team's leading scorer with an average of 19.6 ppg, he scored 20+ points 38 times and hit for 30+ points seven times...four of his 30-point games came in the final 14 games of the season and he had three in a row from 4/11 to 4/14...that was the first time any Indiana player had scored 30+ points in at least three straight games since Jermaine O'Neal's four in a row in January, 2005...he scored a career-high 37 points on 12-24 FGS, 6-13 3-pt FGS and 7-8 FTS vs. Charlotte, 4/12...following a six-point effort in the Pacers' loss at Memphis, 1/2, he scored 10+ points in 46 of the last 47 games, including a career-high 27 straight games to end the season...in those 47 games, he averaged 22.0 ppg to lift his average for the season from 16.1 ppg to 19.6 ppg...in his last 47 appearances, he scored 20+ points 27 times, including all seven of his 30-point performances...his team-high 171 3-pt FGS in 2007-08 are the most by any player in team history, other than Reggie Miller...in the Pacers' last road game of the season, he scored 35 points and connected on seven 3-pt field goals – one short of the franchise record...he set a franchise record by making 65 straight free throws (1/21 to 2/22), breaking the record set by Reggie Miller in 2005...for the season, he led all Pacers that made at least 100 free throws by shooting 85.2 percent from the line – 19th best in the league...he led the Pacers with 95 steals and ranked among the league's top 40 (34th) with an average of 1.19 spg...his career-high average of 6.1 rpg was fourth on the team and he had eight or more rebounds 27 times...he snared 10+ rebounds seven times and had seven double-doubles...he led the Pacers with a season-high 13 boards in the season opener vs. Washington, 10/31, and 12 in the Pacers' win at Philadelphia, 4/11...he missed the game at Toronto, 2/29, due to a league-imposed suspension that ended a run of 164 consecutive appearances...he was suspended for striking the Chicago Bulls' Andres Nocioni in the face in the preceding game, 2/27...he also missed the game vs. Charlotte, 3/19, with a sprained right wrist...**2006-07:** One of only four Pacers' players to hit 100+ 3-pt FGS in a season in the last 15 years, he led Indiana with 110, after making just 30 3-pt FGS in his rookie season...at Chicago, 11/11, he connected on a career-high five 3-pt FGS on just six attempts and for the season, he had three or more 3-pt FGS 14 times...the only Pacers' player to see action in all 82 games, he started 57 games, including the first 14 and 42 of the last 44 games...in the 43 games following the trade with Golden State, 1/17, he averaged 36.7 mpg and logged 35+ minutes 28 times...before the trade with Golden State, he had averaged 30.6 minutes a game and had logged 35 or more minutes just six times...he averaged 13.9 ppg, which was second best on the team after the trade with Golden State...he scored 20+ points 12 times, including a season-high 32 points in the Pacers' win at Charlotte, 4/6...in that game against the Bobcats, he shot 3-3 from 3-pt range, his most 3-pt FGS without a miss in 2006-07...he scored in double figures in 63 of 82 games and 40 of the last 47...he was held to less than 10 points in consecutive games just three times...including the game against the Bobcats, 4/6, he topped the team in scoring 10 times...he finished the season with a free throw percentage over 80 percent (.803), including 114-135 FTS in the final 31 games...second on the team with 61 blocked shots, he had at least one blocked shot in each of the season's first five games and had multiple blocks 17 times...he tied a career-high with four blocked shots vs. New Jersey, 11/17...one of four Indiana players to have 60 or more steals, he was third on the team with 66 thefts...he had a season-best four steals vs. the Lakers, 2/2, and had multiple steals 17 times...**2005-06:** Named to the NBA's All-Rookie Second Team, he averaged 7.5 ppg and 4.9 rpg in 78 games...of the nine major statistical categories (ppg, rpg, apg, spg, bpg, mpg, FG%, 3-pt FG% and FT%), he finished in the top 10 among rookies in seven and was in the top 20 of the other two...with 62, he was one of just three rookies in the NBA to have at least 60 blocked shots...he was one of two Pacers' rookies (along with Sarunas Jasikevicius) to appear in the T-Mobile Rookie Challenge during All-Star Weekend in Houston, 2/17...as a starter in the Rookie Challenge, he had nine points, three rebounds, two assists and a blocked shot in six minutes, and shot 2-4 from 3-pt range...he averaged just 3.4 ppg and 2.8 rpg in his first 18 games and shot 23-66 FGS (.348), missing all six of his 3-pt attempts...in his last 60 games, he shot 198-412 FGS (.481) and 30-87 3-pt FGS (.345)...in those 60 games, he averaged 8.7 ppg and 5.5 rpg...over his last 22 games, he shot 81-160 FGS (.506) and averaged 9.2 ppg...he came off the bench at New York, 12/17, and scored in double figures for the first time with 12 points...he also had six rebounds and a game-high three blocked shots against the Knicks...in his 17 starts, he averaged 10.3 ppg and 6.7 rpg...for the season, he scored 10+ points 25 times, including four games with 20+ points...he topped the Pacers in points, including ties, four times and led the team in rebounding five times...he added a career-high 14 rebounds in that game against Cleveland, for his second straight double-double...those were the first double-doubles of his career...he was sixth among the NBA's rookies and third on the team with six double-doubles...in the Pacers' win vs. Sacramento, 3/17, he scored a season-high 23 points on 10-17 FGS, 1-2 3-pt FGS and 2-2 FTS...after blocking a total of three shots in his first 13 games, he had a run of seven straight games with at least one blocked shot and totaled 12 blocks in that stretch...he blocked a career-high four shots in the Pacers' overtime loss at Charlotte, 4/15, and he had 14 games with multiple blocked shots...he was third on the team with 58 steals and his 0.74 spg ranked seventh best among the NBA's rookies...equaling the most steals by any Pacers' player in 2005-06, he had five thefts at Denver, 1/4...he handed out 90 assists, including a high of four vs. Phoenix, 3/30.

## #33 DANNY GRANGER

**PLAYOFFS**

**2005-06:** In the first two games of the first-round series with New Jersey, he totaled 11 points and shot 3-9 from the floor and 3-6 from 3-pt range...in the remaining four games, he averaged 9.5 ppg and shot 15-25 FGS (.600)...in those four games, he shot 6-10 from 3-pt range...overall, he averaged 8.2 ppg and shot nearly 53 percent from the floor (.529)...in the six-game series, he tied for the team lead with nine 3-pt field goals made...he scored a playoff career-high 13 points in Game Six vs. New Jersey, 5/4, a game in which he shot 3-4 from behind the 3-pt arc...that was one of his two games in the series with three 3-pt field goals...in the first three games, he totaled six rebounds, but averaged 8.3 rpg in the final three games...in Game 5 at New Jersey, 5/2, he led the Pacers with a postseason career-best 12 boards and he had a team-high eight rebounds in Game 4, 4/29...his 12 rebounds in Game 5 represented one of just two double-figure rebounding games for Indiana in the series with the Nets...he had at least one blocked shot in each of the first five games of the series and totaled seven rejections, second best on the team.

**COLLEGE**

**2004-05:** He was the only player in the NCAA that averaged at least 18.8 ppg and 8.9 rpg, while also averaging at least 2.0 bpg (2.1), 2.0 spg (2.0) and 2.0 apg (2.0)...he led the team in scoring, rebounding, steals and blocked shots for the second year in a row...he was second in the Mountain West Conference in scoring, steals and blocks, while ranking third in rebounding and 3-pt FG percentage (.433)...he registered 13 double-doubles and was one rebound shy of a double-double six times...he was the first player in school history to record 60+ assists, blocks and steals in a season...in 52 games, he registered 91 career blocked shots, ranking sixth all-time in New Mexico history...he fell just six points short of 1,000 in his New Mexico career...for the second year in a row, he was given the Bob King Team MVP Award...a First Team All-Mountain West selection, he was the MWC tournament MVP after averaging 24.3 ppg, 11.0 rpg, 3.7 apg, 3.0 bpg, and 1.7 spg in three games...his five blocked shots vs. San Diego State were a school MWC tournament record...**2003-04:** He averaged a career-best 19.5 ppg and also led the Lobos in rebounding (9.0 rpg), steals (1.32 spg) and blocks (1.41 bpg)...he was the first Lobos' player to lead the team in all those categories in the same season and was awarded the Bob King Team MVP Award...he became just the second Lobo in 33 years, and the fifth all-time, to average more than 19 ppg and 9.0 rpg for an entire season, joining Luc Longley, Willie Long, Mel Daniels and Ira Harge...a First-Team All-Mountain West selection, he was twice named the league's Player of the Week for the weeks ending 12/22 and 1/25...he recorded seven double-doubles...**2002-03:** Before leaving school at the end of the first semester, he averaged 19.2 ppg and 7.9 rpg – both team-highs – in 14 games at Bradley...he scored a career-high 37 points at Evansville, 1/11, in his final game at BU...his 29 points and a career-best 20 rebounds (11 offensive) in a season-opening win against Pepperdine, 11/22, earned him National Player of the Week honors from ESPN...**2001-02:** A member of the 2002 Missouri Valley Conference All-Freshman Team, he averaged 11.1 ppg and 7.1 rpg...he had all six of the team's double-doubles – the most by a Bradley player in 13 years...he had 70 blocked shots, the second best total ever by an MVC freshman...he blocked seven shots against Southwest Missouri, tying an arena record.

**PERSONAL**

His full name is Danny Granger, Jr...he is the son of Danny and Janice Granger...he has an older sister, Jamie, who works as a systems engineer for Raytheon in California...he also has a younger brother, Scott...he majored in civil engineering at New Mexico...he is actively involved with the People's Burn Foundation, and is a volunteer for Brave Hearts Camp at Bradford Woods...he has a community ticket block called Granger's Gamers and those tickets are donated to the People's Burn Foundation and to children at Brave Hearts Camp...he is also involved with the Shepherd Community Center in Indianapolis...after receiving the NBA's Most Improved Player Award in 2009, he donated the car he received to the Shepherd Community Center...along with his involvement with charities and foundations, he is active with the Get Fit program, which encourages youth to stay active and healthy...he took part in NBA Cares basketball camp in Indonesia during the summer of 2008...as a senior at New Mexico, he was nominated for the 2005 Bayer Advantage Senior CLASS Award, which recognizes student-athletes for great achievement on the court and in the classroom while staying in school...a four-year letterman at Metairie, Louisiana's Grace King High School, he averaged 24.3 ppg, 12 rpg and 5.5 bpg as a senior...he graduated in the top-10 percent of his class and was a state finalist for the 2000 Wendy's Heisman in recognition of both his academic and athletic accomplishments.

### #33 DANNY GRANGER

## STATISTICS

### REGULAR SEASON

YR	G-GS	MIN	FGM-FGA	PCT	3-POINT			FTM-FTA	PCT	OR	DR	TR	AVG	AST	PF-QD	ST	TO	BKS	PTS	AVG
					FGM-FGA	PCT	PCT													
2005-06 IND	78-17	1765	221-478	.462	30-93	.323	115-148	.777	131	253	384	4.9	90	211-1	58	80	62	587	7.5	
2006-07 IND	82-57	2785	398-867	.459	110-288	.382	236-294	.803	114	267	381	4.6	114	245-3	66	135	61	1142	13.9	
2007-08 IND	80-80	2876	537-1205	.446	171-423	.404	322-378	.852	93	393	486	6.1	166	290-3	95	171	84	1567	19.6	
2008-09 IND	67-66	2424	571-1277	.447	182-450	.404	404-460	.878	49	292	341	5.1	183	207-3	69	165	97	1728	25.8	
2009-10 IND	62-62	2278	488-1139	.428	158-438	.361	363-428	.848	67	275	342	5.5	171	183-3	94	157	51	1497	24.1	
NBA (5)	369-302	12128	2215-4966	.446	651-1692	.385	1440-1708	.843	454-1408	1934	5.2	724	1136-19	382	708	355	6521	17.7		

## PLAYOFFS

YR	G-GS	MIN	FGM-FGA	PCT	3-POINT			FTM-FTA	PCT	OR	DR	TR	AVG	AST	PF-DQ	ST	TO	BKS	PTS	AVG
					FGM-FGA	PCT	PCT													
2005-06 IND	6-3	162	18-34	.529	9-16	.563	4-4	1.000	7	24	31	5.2	10	20-0	4	7	7	49	8.2	

## CAREER HIGHS

### REGULAR SEASON

MIN:	49, vs. MIL, 2ot, 2/21/07
FGM:	15, vs. S.A., 4/3/09
FGA:	28, vs. CLE, 4/13/09
3-pt FGM:	7, at WAS, 4/14/08
	at TOR, 11/24/09
3-pt FGA:	13, vs. CHA, 4/12/08
	at TOR, 11/24/09
FTM:	17, vs. G.S., 12/17/08
FTA:	17, vs. G.S., 12/17/08
OR:	7, vs. ATL, ot, 2/24/06
DR:	14, vs. G.S., 11/11/09
TR:	16, vs. G.S., 11/11/09
AST:	10, at MIL, 4/11/07
ST:	6, at S.A., 3/6/08
TO:	7, vs. PHI, 1/23/10
BKS:	6, at HOU, 11/26/08
PTS:	44, vs. UTA, 3/26/10

## PLAYOFFS

MIN:	36, vs. NJ, 5/4/06
FGM:	5, vs. NJ, 5/4/06
FGA:	8, at NJ, 4/25/06 at NJ, 5/2/06 vs. NJ, 5/4/06
3-pt FGM:	3, at NJ, 4/25/06 vs. NJ, 5/4/06
3-pt FGA:	5, at NJ, 4/25/06
FTM:	2, at NJ, 4/25/06 vs. NJ, 4/29/06
FTA:	2, at NJ, 4/25/06 vs. NJ, 4/29/06
OR:	3, vs. NJ, 5/4/06
DR:	10, at NJ, 5/2/06
TR:	12, at NJ, 5/2/06
AST:	3, at NJ, 4/25/06
ST:	2, at NJ, 5/2/06
TO:	2, vs. NJ, 4/27/06 vs. NJ, 4/29/06 vs. NJ, 5/4/06
BKS:	2, at NJ, 4/25/06 at NJ, 5/2/06
PTS:	13, vs. NJ, 5/4/06

## IN THE REGULAR SEASON, THE LAST TIME DANNY...

## ...MISSED A GAME

due to injury: at Cleveland, 3/17/10  
due to Coach's Decision: vs. Houston, 11/20/05  
due to personal reasons: at Dallas, 2/22/10  
due to suspension: vs. Philadelphia, 3/9/10

...RECEIVED A TECHNICAL FOUL

vs. Orlando, 4/12/10

## ...FOULED OUT

vs. Detroit, 3/19/10

...ATTEMPTED 20+ FGS

20, vs. New Jersey, 4/10/10

### ...GRABBED 8+ DEFENSIVE REBOUNDS

8. vs. Utah. 3/26/10

### ...GRABBED 10+ REBOUNDS

10, vs. Chicago, 2/9/10

...RECORDED 5+ ASSISTS

5, vs. New York, 4/7/10

...RECORDED 3+ STEALS

3, vs. New Jersey, 4/10/10

...BLOCKED 3+ SHOTS

3, vs. Toronto, 2/2/10

...SCORED 30+ POINTS

36, at Cleveland, 4/9/10

**...SCORED 40+ POINTS**

44, vs. Utah, 3/26/10

## #50 TYLER HANSBROUGH

**POSITION:** Forward**YEARS PRO:** 1**HEIGHT:** 6-9**WEIGHT:** 240 lbs.**BIRTHDATE:** 11/3/85 in Poplar Bluff, Missouri**HIGH SCHOOL:** Poplar Bluff (Poplar Bluff, Missouri)**COLLEGE:** North Carolina**DRAFTED:** By Indiana, First Round, 2009 (13th overall)**2009-10**

After missing all of training camp, the preseason and the first four games of the regular season with an injury to his shin, he made his NBA debut vs. Washington, 11/6...he tallied 13 points against Washington, including 7-10 from the foul line...at the time, he was just the second Indiana player to have attempted 10 or more free throws in a game last season...he made and attempted 10 free throws at Miami, 12/27, becoming the first player in Pacers' history to record a double-double (10 points, 10 rebounds) without benefit of making a field goal...including a season-high 21 points vs. New Jersey, 12/11, he scored in double figures 11 times...after averaging 3.8 rpg in his first 14 appearances, he led the Pacers with 11 rebounds at Portland, 12/9...against the Blazers, he gathered a season-high seven offensive rebounds, tying Roy Hibbert for second most by any Indiana player in 2009-10...despite having played just 29 games, he was fourth on the team with 60 offensive rebounds...he and Hibbert were the only Indiana players to average at least two offensive rebounds per game for the season...the game at Portland was the first of his three double-doubles in 2009-10...in his last 15 appearances, he averaged 5.7 rpg and collected 10+ rebounds three times...he recorded the first steals of his career with a team-high three vs. Cleveland, 11/20, his most steals of the season, a figure he tied in the game with New Jersey, 12/11...he had four games with multiple thefts, including consecutive games (vs. Charlotte, 12/16; at Memphis, 12/18) with two steals...he blocked eight shots, two of which came against Milwaukee, 12/21, and that was his only outing with multiple rejections...he sat out 49 of the season's final 53 games with an inner ear infection.

**COLLEGE**

The most decorated and honored player in North Carolina basketball history, he was the first player in ACC history to not only be named First Team All-ACC four times, but to also be named to a First Team All-American squad in each of his four seasons...in being named consensus First Team All-American three times, he joined a list that also includes Bob Kurland, George Mikan, Oscar Robertson, Ralph Beard, Tom Gola, Jerry Lucas, Lew Alcindor, Pete Maravich, Bill Walton, David Thompson and Ralph Sampson...the fifth player in ACC history to lead his school in scoring in four straight seasons, he is the only player in the history of the conference to also lead his team in rebounding all four seasons...he averaged 19.0 ppg and 8.5 rpg in four career wins at Duke's Cameron Indoor Stadium and was one of just four players (along with UNC's Danny Green and Wake Forest's Tim Duncan and Rusty LaRue) to beat Mike Krzyzewski-coached Duke teams four times at Cameron Indoor Stadium...he made a school-record 939 field goals, breaking Phil Ford's record against North Carolina State, 2/18...he also holds the UNC record for field goal attempts (1,752), breaking the record previously held by Charles Scott...he scored 24 points against Maryland, 2/3/09, to set two records – most 20-point games in ACC history and most games in double figures by a Tar Heel...he ended his career in double figures in 133 of 142 games and had 78 20-point performances...he had a 55-game double figure streak that was the second-longest in UNC history and equaled the 11th-longest in ACC history (ended at Florida State, 1/28/09)...his 18 points against Michigan State in the national championship game was his 133rd game in double figures, extending his ACC record...he averaged 20.2 ppg in his career, and was just the second player in ACC history to play four seasons and average better than 20 points (joining Rodney Monroe of NC State)...he registered 47 career double-doubles, tied with Sam Perkins for third-most points-rebounds double-doubles at UNC...he scored 20 or more points 78 times, 25 or more points 37 times and 30 or more points seven times, including a career-high 40 points vs. Georgia Tech, 2/15/06...he broke the NCAA record for made free throws against Georgia Tech, 2/28, and finished 982-1,241 from the free throw line – shattering Dickie Hemric's (905 for Wake Forest from 1951-55) NCAA record that stood for 54 years...he is the only 2,000-point scorer in ACC history to make more free throws than field goals...he finished second in NCAA history in free throw attempts...he grabbed 1,219 rebounds in his career, ninth in ACC history and the most in Tar Heels' history...he broke the UNC rebounding record with 11 in the ACC semifinal against Florida State...he grabbed 10 or more rebounds 49 times and had six games with 15 or more boards...he won ACC Player of the Week honors 10 times in his career, the fourth most in ACC history...he started 141 of 142 games, yielding to Byron Sanders on Senior Night in 2006...he was the 13th ACC player, and the first Tar Heel, to earn first-team All-ACC Tournament honors in three seasons and he was the third Tar Heel to earn a spot on three NCAA Tournament All-Regional teams...**2008-09:** The Tar Heels' co-MVP with Ty Lawson, he finished third in the ACC Player of the Year balloting behind teammate Ty Lawson and Florida State's Toney Douglas, after finishing the year second in the ACC in scoring at 20.7 ppg and sixth in field goal percentage, free throw percentage and rebounding...he scored 20 or more points 21 times, including seven of the last 14 games...he had six double-doubles in the last 12 games...he made a career-best 28 straight free throws earlier in the year and shot a career-best 84.1 percent from the free throw line (249-296), improving his free throw accuracy



**#50 TYLER HANSBROUGH**



## #50 TYLER HANSBROUGH

for a third straight season (from 73.9 as a freshman to 76.8, 80.6, 84.1)...he was voted one of three permanent team captains with Bobby Frasier and Danny Green...diagnosed with a stress reaction in his right shin, 10/30/08, he was forced to sit out the first two games of the year (Penn and Kentucky), and those were the first games he missed at UNC...he turned his left ankle while driving to the basket just minutes into his first game of the year at UC Santa Barbara and that injury forced him to sit out two more games against Chaminade and UNC-Asheville...he scored 18 points in each of North Carolina's Final Four wins vs. Villanova and Michigan State and was subsequently named to the All-Final Four team...he added 11 rebounds against Villanova for his final collegiate double-double...**2007-08:** Named National Player of the Year by The Associated Press, USBWA, NABC, The Sporting News, Los Angeles Athletic Club (Wooden Award), Atlanta Tipoff Club (Naismith Award), Sports Illustrated, ESPN.com, CBS/Chevrolet, Commonwealth Club of Kentucky (Rupp Award) and Basketball Times...the 11th Tar Heel to earn NPOY honors, he was the fourth player in ACC history to win National Player of the Year, ACC Player of the Year, ACC Tournament MVP and NCAA Regional MVP honors in the same season...he was voted the ACC Male Athlete of the Year (only the third Tar Heel to win the award in 24 years)...the 11th Tar Heel to win ACC Player of the Year honors, and the first since Joseph Forte in 2001, he was only the third player to be a unanimous selection for that honor – joining North Carolina State's David Thompson in 1975 and Wake Forest's Josh Howard in 2003)...he tied the ACC single-season record by scoring in double figures in 39 games, the most in Tar Heels history...he scored 882 points, second-most in history in one season by a Tar Heel, and the most since Lennie Rosenbluth had 895 in 1956-57...he was second in total points in the NCAA behind Davidson's Stephen Curry (931) and he scored 20 or more points 27 times, including 13 of the last 18 games...he tallied 20 or more points in nine consecutive games from Feb. 3 to March 4, the longest such streak by a Tar Heel since Michael Jordan did it nine times in a row in 1983-84 (tying the fifth-longest streak in UNC history)...he had 399 rebounds, a UNC single-season record and led the ACC in scoring and rebounding...ranked 12th nationally in scoring and 17th in rebounding, he was the first player to lead the ACC in both categories since Antawn Jamison accomplished it in 1997-98...his average of 22.6 ppg was the highest average by a Tar Heel since 1970...he averaged 10.2 rebounds per game, becoming the seventh Tar Heel to lead the ACC in rebounding and just the third Tar Heel in 30 years to average a double-double...he combined with Wayne Ellington to score the most points ever in one season by a Tar Heel duo (1,529), breaking the record of 1,459 set by Antawn Jamison and Shammond Williams in 1997-98...he was second in the ACC in field goal percentage (.540) and ninth in free throw percentage (.806), joining Boston College's Tyrese Rice as the only players in the ACC in the top 10 in both categories...he led the nation in free throws made and attempted, converting 304-377 from the line...his 304 made free throws are the most in ACC history and sixth-most in NCAA history...second on the team with eight Defensive Player of the Game awards, he led the team with 59 steals...an eight-time ACC Player of the Week, he set a single-season record for the most ACC Player-of-the-Week honors won in a season...he scored 20 or more points in 27 games and 25 or more 16 times...he led the ACC in 30-point games (three), 20-point games (27), 10-rebound games (19), 20-point/10-rebound games (10) and double-doubles (19)...**2006-07:** A consensus 2007 first-team All-America (NABC, USBWA, Sporting News), he was the Tar Heels' first consensus All-America since Joseph Forte in 2001 and was the 14th Tar Heel to earn consensus honors and the fifth to do so as a sophomore...he was voted UNC's Most Valuable Player by his teammates and coaches...a unanimous first-team All-ACC selection for the second consecutive year, he was third in voting for ACC Player of the Year honors, despite being the only ACC player to earn first-team All-America honors...he led UNC and was fourth in the ACC in scoring with an average of 18.4 points per game...he averaged 19.8 ppg in regular season ACC play and averaged 21.3 points and 8.5 rebounds in the NCAA Tournament...his 33 points against Michigan State in the second round equaled the single-game scoring high by any player in the 2007 NCAA Tournament (Oregon's Tajuan Porter had 33 vs. UNLV)...he scored in double figures in 33 games and scored 20 or more points 17 times...he led the team and was second in the ACC in rebounds (7.9 per game)...he grabbed double figures in rebounds 11 times, including seven games with 13 or more boards...he was sixth in the ACC in field goal percentage and ninth in free throw percentage, and was one of three players (along with Florida State's Al Thornton and BC's Jared Dudley) to rank in the Top 10 in both field goal and free throw accuracy...he was second on the team in steals with 41...he made 242 free throws and attempted 315 free throws, the second-highest single-season marks in Carolina history...he was named to the preseason NIT All-Tournament Team, after averaging 21.3 ppg in the four games...he had an outstanding, 21-point, 14-rebound performance in a win over Ohio State, then the No. 1-ranked team in the coaches' poll...**2005-06:** The only player in ACC history to earn First Team All-America honors as a freshman, he was named First-team All-America by The Sporting News and Rupp and third-team All-America by the Associated Press, NABC and Basketball Times...he was only the third ACC freshman to earn AP All-America honors, joining Kenny Anderson and Stephon Marbury of Georgia Tech...he was selected the National Freshman of the Year by USBWA, ESPN.com, The Sporting News and Basketball Times...he also earned unanimous selection as the ACC Rookie of the Year and was the first freshman to earn unanimous first-team All-ACC honors in league history...second in the ACC in scoring, he had the fourth-highest scoring average by a freshman in ACC history (the highest ever by a Tar Heel) at 18.9 per game...only one freshman ever finished as high in ACC scoring (Georgia Tech's Mark Price led the league in 1982-83)...he led the ACC in offensive rebounds (3.58 per game), fifth in field goal percentage (.570) and sixth in rebounding (7.8)...he led the Tar Heels in scoring, field goal percentage, rebounding, steals (38) and was the first UNC post player to lead the team in steals since Scott Williams in 1987-88...the first Tar Heel freshman to lead the team in scoring and rebounding, he was the first Tar Heel, and seventh ACC player, to lead his team in scoring, rebounding, field goal percentage and steals in the same season...he shot a Smith Center record 14-14 from the line against NC State and was 13-14 vs. Miami...his 187 free throws made and 253 attempts set UNC freshman records...he scored in double figures 30 times and scored 20 or more in 14 games, including 25 or more points five times...he averaged 20.4 points and 7.6 rebounds (3.9 offensive boards) and shot 56.2 percent from the floor and 78.7 percent from the line in ACC games...he won ACC Freshman-of-the-Week honors 10 times, tying the record set by Georgia Tech's Kenny Anderson in 1989-90.

## #50 TYLER HANSBROUGH

## PERSONAL

He led Poplar Bluff High School to back-to-back state championships and scored more than 2,500 career points... he had 29 points, 16 rebounds and two blocks in 72-56 win over Vashon High in the state Class 5 championship game (ended Vashon's 60-game win streak)...he averaged 28.2 points and 13.4 rebounds as a senior...he had a season-high of 44 points...he averaged 26 points in six playoff games...in addition to being named Gatorade Player of the Year in Missouri, he was a McDonald's and Parade All-American...he had 15 points and eight rebounds in the McDonald's All-America game...he had 24 points and nine rebounds and was named co-MVP of the Jordan Classic... his high school retired his number 50...he scored 31 points in a 106-98 USA win over the World Select Team in the Nike Hoop Summit in Memphis, tying the USA record for points in the game...he majored in communications...his brother, Ben, will be a senior at Notre Dame in 2010-11 after transferring there from Mississippi State...although he has spent only one season with the Pacers, he has already made a concerted effort to help out in the community... Tyler's platform for aid is helping the homeless and he takes on many different ventures in aiding those in need... he volunteers at the Family Promises Center, where he emphasizes the importance of reading...through his Hansbrough's 50 Fanatics, he supplies tickets for Pacers games to the homeless, and underprivileged children.

## STATISTICS

## REGULAR SEASON

YR	G-GS	MIN	FGM-FGA	PCT	3-POINT		FTM-FTA	PCT	OR	DR	TR	AVG	AST	PF-DQ	ST	TO	BKS	PTS	AVG
					FGM-FGA	PCT													
2009-10 IND	29-1	511	81-225	.360	0-4	.000	84-113	.743	60	78	138	4.8	28	70-0	17	21	8	246	8.5

## CAREER HIGHS

## REGULAR SEASON

MIN:	31, vs. ATL, 12/26/09
FGM:	8, vs. N.J., 12/11/09
FGA:	20, vs. ATL, 12/26/09
3-pt FGM:	0
3-pt FGA:	1, at SAC, 12/2/09
	vs. N.J., 12/11/09
	at ORL, 12/14/09
	at S.A., 12/19/09
FTM:	10, at MIA, 12/27/09
FTA:	10, vs. WAS, 11/6/09
	at MIA, 12/27/09
OR:	7, vs. POR, 12/9/09
DR:	7, at MIA, 12/27/09
TR:	11, vs. POR, 12/9/09
	vs. ATL, 12/26/09
AST:	3, vs. N.Y., 11/18/09
	vs. POR, 12/9/09
	at ORL, 12/14/09
ST:	3, vs. CLE, 11/20/09
	vs. N.J., 12/11/09
TO:	3, at SAC, 12/2/09
	vs. ATL, 12/26/09
BKS:	2, vs. MIL, 12/21/09
PTS:	21, vs. N.J., 12/11/09

## #50 TYLER HANSBROUGH

## IN THE REGULAR SEASON, THE LAST TIME TYLER...

## ...MISSED A GAME

due to injury: at Washington, 4/14/10  
 due to Coach's Decision: at Minnesota, 1/8/10  
 due to personal reasons: never  
 due to suspension: never

## ...RECEIVED A TECHNICAL FOUL

vs. Toronto, 1/11/10

## ...PLAYED 25+ MINUTES

26, at Miami, 12/27/09

## ...MADE 7+ FGS

7, vs. Atlanta, 12/26/09

## ...ATTEMPTED 15+ FGS

20, vs. Atlanta, 12/26/09

## ...ATTEMPTED 5+ FTS

7, vs. Toronto, 1/11/10

## ...GRABBED 2+ OFFENSIVE REBOUNDS

3, vs. Phoenix, 1/13/10

## ...GRABBED 5+ DEFENSIVE REBOUNDS

7, at Miami, 12/27/09

## ...GRABBED 10+ REBOUNDS

10, at Miami, 12/27/09


## ...RECORDED 2+ ASSISTS

2, at Memphis, 12/18/09

## ...SCORED 15+ POINTS

19, vs. Atlanta, 12/26/09

## #55 ROY HIBBERT

**POSITION:** Center**YEARS PRO:** 2**HEIGHT:** 7-2**WEIGHT:** 260 lbs.**BORN:** 12/11/86 in Queens, New York**COLLEGE:** Georgetown**HIGH SCHOOL:** Georgetown Prep (Bethesda, Maryland)**DRAFTED:** By Toronto, First Round, 2008 (17th pick)**ACQUIRED:** From Toronto, along with T.J. Ford, Maceo Baston and Rasho Nesterovic, in exchange for Jermaine O'Neal and the draft rights to Nathan Jawai, 7/9/08**2009-10**

He capped the season with the best offensive game of his NBA career, leading the Pacers with a career-high 29 points on 10-16 FGS and 9-11 FTS at Washington, 4/14...through the first 29 games of the season, he averaged 9.4 ppg and had scored in double figures 11 times...he scored at least 10 points in all but 16 of the last 52 games and averaged 13.0 ppg in that span...after scoring 20+ points in just two of the first 30 games, he tallied a team-high 25 points vs. Memphis, 12/30...he followed that up with 21 points in the Pacers' win vs. Minnesota, 1/2, and those two games represented the only time in his career that he has scored 20+ points in consecutive games...the game with Memphis was the first of three 20-point efforts in four games, 12/30 to 1/5...in the third of those three 20-point outings, he outgunned one of the league's best, Dwight Howard of Orlando, scoring 26 points to Howard's 11 points...he also blocked four shots and collected eight rebounds against the Magic...on a night in which his teammates were a mere 26-65 from the floor, he hit 10-19 FGS against the Magic and added 6-9 FTS...including six of the last 19 games, he scored 20+ points 13 times...one of the top field goal shooters in the NBA, he ranked 30th with a mark of 49.5 percent, which was tops among all Pacers with more than 150 attempts...his first 20-point game of the season, vs. New Jersey, 12/11, included his first career 3-pt field goal (1-1)...he shot 3-6 from long range on the season...in scoring 12 points in the home finale vs. Orlando, 4/12, he recorded half of those points on 2-2 from beyond the arc...he started the season by making 25-39 free throws (.641) in his first 19 games...in his remaining 62 outings, he shot better than 72 percent from the foul line (134-185, .724)...on his way to 22 points at Phoenix, 3/6, he was 12-12 from the free throw line...both his free throws made and free throws attempted against the Suns were career-highs and he attempted 10 or more free throws three times...he averaged nearly two assists a game for the season and had more than two on 24 occasions...he recorded double-doubles in five of the season's first 10 games, and was second on the team with a total of nine double-doubles...for the season, he averaged 5.7 rpg, which was second on the team, and 19th among NBA centers...he led the Pacers with 177 offensive rebounds, and his 2.2 orpg ranked 29th in the NBA...including a team season-high seven in the Pacers' win at New York, 1/14, he had four or more offensive boards 15 times...he had four or more offensive rebounds in five of the season's first nine games and averaged nearly four offensive boards a game (3.89) in those first nine contests...he led the Pacers with a career-high seven assists at New York, 1/3, and matched that figure twice more: vs. Philadelphia, 3/9, and vs. Houston, 4/4...including those three games, he had five or more assists five times...the leading shot-blocker on the team, his 1.62 bpg ranked 12th in the NBA, and eighth in the Eastern Conference...he blocked three or more shots 19 times...he rejected a career-high six shots three times, including both of the Pacers' games vs. San Antonio...he also had six rejections at Boston, 12/22...after being one of two Pacers' players to see action in each of the team's first 71 games, he sat out the game vs. Washington, 3/24, with a TMJ sprain.

**PRO**

**2008-09:** Acquired in July 2008 from Toronto, along with T.J. Ford, Maceo Baston and Rasho Nesterovic, in exchange for Jermaine O'Neal and the draft rights to Nathan Jawai, he played in 70 games and averaged 7.1 ppg with 3.5 rpg...as a starter, he averaged 9.0 ppg and 4.1 rpg in 42 games...in 28 games off the bench, he averaged 4.1 ppg and 2.5 rpg...in his starts, he shot 151-319 from the floor (.473) and 76-109 FTS (.697), compared to 47-101 FGS (.465) and 22-38 FTS (.579) as a reserve...second on the team with 76 blocked shots, his average of 3.62 blocks per 48 minutes played ranked sixth among all NBA players with at least 50 appearances...in just 56 minutes, he blocked 10 shots in the season's last three games and those outings represented the only time all season he had at least three blocks in three straight games...he blocked a season-high five shots twice: vs. the Clippers, 12/19, and vs. Utah, 3/10...his 76 blocked shots ranked third among NBA rookies, behind New Jersey's Brook Lopez (151) and Memphis's Marc Gasol (90)...he started 28 of the season's last 32 games, including 28 of his last 29...in his last 32 appearances, he averaged 8.7 ppg, three points a game better than he had in his first 38 (5.7)...he scored a season-high 19 points in the Pacers' two-point loss vs. New Orleans, 12/28...he was third on the team with 115 offensive rebounds and he claimed a career-high seven offensive boards at Atlanta, 4/10...after totaling 120 rebounds (2.7 rpg) in his first 44 games, he had 123 boards in his last 26 games (4.7 rpg)...in his

#55 ROY HIBBERT





## #55 ROY HIBBERT

last 10 games, he averaged 6.3 rpg and had seven or more six times...including a season-high three against the Lakers in L.A., 1/9, he had 49 assists and had multiple assists in eight games...he had 20 steals on the season, including a career-best two vs. Portland, 2/18...he sat out 12 games, but missed only the game vs. Houston, 1/23, due to injury or illness (concussion).

## COLLEGE

**2007-08:** Selected as a Second Team Associated Press All-American and a First Team All-Big East selection, he led the Georgetown Hoyas in scoring, rebounding and blocked shots with averages of 13.4 ppg, 6.4 rpg and 2.2 bpg...he ranked third in the Big East Conference in both blocked shots and field goal percentage (.609)...he scored in double figures in 27 of 34 games and scored 20 or more points five times...prior to his senior season, he had never attempted a 3-pt FG, but was 3-3 from long distance in 2007-08...he helped the Hoyas tip off the 2007-08 season by scoring 23 points on 9-11 FG and 5-8 FT in a 68-53 win over William & Mary, 11/10...he averaged nearly two assists a game and had at least three assists seven times...he blocked 75 shots on the season and finished his career with 259 rejections, fourth on the Hoyas' all-time career list...he finished his career 15th on Georgetown's all-time career scoring list (1,476) and eighth on the school's career rebounding list...**2006-07:** An All-NCAA East Regional First Team selection, he was named to the All-Big East First Team and All-Big East Tournament Team...he led Georgetown in rebounding (6.9 rpg) and blocked shots (90), while ranking second in scoring (12.9 ppg)...he shot a career-best 67.1 percent from the field...he collected 11 double-doubles, including a career-high five in a row in postseason play, as he helped lead the Hoyas to the Final Four...he scored 13 points with 11 rebounds, for his fifth straight double-double in the Hoyas' win in the East Regional Final vs. North Carolina...with those 13 points, he became the 38th player in school history with 1,000 career points...he tied a career-high with six blocked shots and handed out a season-best four assists vs. the Tar Heels...he became the first Georgetown player since Mike Sweetney in 2002-03 to score at least 20 points in three straight games, tallying 20 points on 4-5 FG and 12-13 FT vs. West Virginia...he registered a career-best 27 points vs. Cincinnati...**2005-06:** Earning second team All-Big East honors, he was second on the team in scoring with an average of 11.6 ppg and he led the team in rebounds with 6.9 rpg, which ranked 14th in the Big East...he shot 59.0 percent from the floor (148-251) and led the team with 54 blocks, a 1.64 per game average that ranked ninth in the Big East...he opened the season with back-to-back games of at least 20 points, scoring 20 in the season opener at Navy and 23 points in a win at James Madison...those two performances garnered him a selection as Big East Player of the Week...he scored 16 points in a win over Oregon and went 6-6 from the line...he had a streak of 25 straight free throws made end in the Stetson game...**2004-05:** He played in 32 games for the Hoyas, starting 17 contests and averaging 15.8 minutes per game...he averaged 5.1 ppg and 3.5 rpg and had a pair of double-doubles...he ranked second on the team with 40 blocked shots...had a season-high 15 points at Notre Dame and collected a season-high 14 boards at Syracuse...he rejected a season-best three shots four times and grabbed a season-high three steals vs. West Virginia...he dealt a career-high five assists vs. San Jose State...he scored on a last-second dunk to defeat Notre Dame, 1/23, which led to his first Big East Player of the Week honor.

## PERSONAL

He is a spokesman for the Indianapolis Care For Kids Foundation, an organization that supports programs and services which provide positive life-changing experiences that impact vulnerable children...during the summer, he attends Care For Kids Camp in Brown County, Indiana...he also helps with reading programs and volunteers at Boys and Girls Clubs in Indiana and in Maryland...he sponsors a community ticket block called Big Roy's Kids, which gives tickets to schools and shelters...during the summer of 2010, he co-hosted the Caroline Symmes Memorial Softball game with Indianapolis Colts defensive end Robert Mathis...the game raised money for the Indiana Children's Wish Fund...he has established a section of season tickets for all Pacers' home games called Area 55, which will be made up of loud, crazy, energetic, die-hard Pacers and Roy Hibbert fans, who "will dress the part, who will lead chants during the game and that aren't afraid to be seen on the video board"...the 55 members of Area 55 were selected by Roy himself from video auditions submitted and then subsequent live auditions at Conesco Fieldhouse...he averaged 19 points, 17 rebounds, six blocks and three assists as a senior at Georgetown Prep in Bethesda, Maryland, where he was coached by former Hoya Dwayne Bryant...the Little Hoyas amassed a 16-4 record during his senior year and were co-champions of the Interstate Athletic Conference...he participated in the 2004 Jordan Capital Classic, playing with future Georgetown teammate Jeff Green, who now plays for the Oklahoma City Thunder.

## #55 ROY HIBBERT

## STATISTICS

## REGULAR SEASON

YR	G-GS	MIN	FGM-FGA	PCT	3-POINT		FTM-FTA	PCT	OR	DR	TR	AVG	AST	PF-DQ	ST	TO	BKS	PTS	AVG
					FGM-FGA	PCT													
2008-09 IND	70-42	1009	198-420	.471	0-0	--	98-147	.667	115	128	243	3.5	49	215-5	20	55	76	494	7.1
2009-10 IND	81-69	2035	387-782	.495	3-6	.500	169-224	.754	177	287	464	5.7	158	285-5	30	145	131	946	11.7
NBA (2)	151-111	3044	585-1202	.487	3-6	.500	267-371	.720	292	415	707	4.7	207	500-10	50	200	207	1440	9.5

## CAREER HIGHS

## REGULAR SEASON

MIN:	43, vs. DET, 3/19/10
FGM:	12, vs. N.O., 1/16/10
FGA:	19, vs. ORL, 1/5/10 vs. N.O., 1/16/10
3-pt FGM:	2, vs. ORL, 4/12/10
3-pt FGA:	2, vs. ORL, 4/12/10
FTM:	12, at PHO, 3/6/10
FTA:	12, at PHO, 3/6/10
OR:	7, at ATL, 3/13/09 at N.Y., 11/4/09 vs. N.J., 12/11/09
DR:	10, vs. MEM, 12/30/09
TR:	14, at N.Y., 11/4/09
AST:	7, at N.Y., 1/3/10 vs. PHI, 3/9/10 vs. HOU, 4/4/10
ST:	2, vs. POR, 3/18/09 vs. BOS, 11/14/09 at DET, 1/22/10 at CHI, 2/24/10
TO:	5, at CLE, 11/7/08
BKS:	6, at S.A., 12/19/09 at BOS, 12/22/09 vs. S.A., 2/17/10
PTS:	29, at WAS, 4/14/10

## IN THE REGULAR SEASON, THE LAST TIME ROY...

## ...MISSED A GAME

due to injury: vs. Washington, 3/24/10  
 due to Coach's Decision: at L.A. Clippers, 3/7/09  
 due to personal reasons: never  
 due to suspension: never

## ...RECEIVED A TECHNICAL FOUL

at Phoenix, 3/6/10

## ...PLAYED 35+ MINUTES

37, vs. Utah, 3/26/10

## ...MADE 10+ FGS

10, at Washington, 4/14/10

## ...ATTEMPTED 15+ FGS

16, at Washington, 4/14/10

## ...ATTEMPTED 10+ FTS

11, at Washington, 4/14/10

## ...GRABBED 5+ OFFENSIVE REBOUNDS

5, vs. Houston, 4/4/10

## ...GRABBED 7+ DEFENSIVE REBOUNDS

8, at Houston, 2/20/10

## ...GRABBED 10+ REBOUNDS

11, vs. Houston, 4/4/10

## ...RECORDED 4+ ASSISTS

4, vs. Orlando, 4/12/10

## ...SCORED 10+ POINTS

29, at Washington, 4/14/10

## #1 DAHNTAY JONES

**POSITION:** Guard-Forward**YEARS PRO:** 7**HEIGHT:** 6-6**WEIGHT:** 225 lbs.**COLLEGE:** Duke**BIRTHDATE:** 12/27/80 in Trenton, New Jersey**DRAFTED:** by Boston, First Round, 2003 (20th pick overall)**ACQUIRED:** Signed as a free agent, 7/14/09**2009-10**

Including four games of 20+ points and two with a season-high 25, he scored in double figures in 14 of the season's first 16 games...through the game at Sacramento, 12/2, he was averaging 16.6 ppg and had shot nearly 46 percent from the floor (.459)...in the remaining 66 games of the season, he scored in double figures 22 times and hit for 20 or more just one more time...in that time, he played in 60 games, averaged 8.5 ppg in 22.7 mpg and shot 193-418 from the floor (.462)...in the opening 16 games, he led the Pacers in scoring three times, but did so just twice more the rest of the way...he led Indiana with 19 points in a loss vs. Portland, 12/9, and then not again until leading the Pacers to a win vs. Philadelphia, 3/9...in that game with the Sixers, he shot 9-15 FGS and made 7-8 FTS...on his way to a career-high 257 free throw attempts, he took at least six free throws eight times in the opening 16 games, compared to just seven times the rest of the season...shooting better than 75 percent from the line for just the second time in seven NBA seasons, he made a career-best 198 free throws (.770)...his 25 points in the Pacers' win vs. Boston, 11/14, included a career-high tying 11 free throws made on a career-best 15 attempts, and that was one of just two games in which he attempted 10+ free throws...he was 9-10 at the line against the Bulls in United Center, 2/24...he attempted his most 3-pt field goals since 2004-05 with 32...however, he made just four 3-pt FGS on the season, including 2-3 from long range on his way to 25 points at New York, 11/18...he averaged a career-high 3.0 rpg and claimed at least five boards 11 times in the season's first 39 games (38 appearances)...the rest of the season, he gathered at least five boards just four times in 38 appearances...registering the first double-double of his NBA career, he collected a career-high 12 rebounds to go with his 18 points in the Pacers' win at New York, 11/4...one short of his career-high, he had a season-best three offensive rebounds five times, including the game at Minnesota, 1/8, when he was the only Indiana player with more than one rebound at the offensive end...nearly doubling his total of the previous season, he handed out 150 assists in his first season with the Pacers, including a career-high eight at Boston, 12/22...that was one of eight times (including ties) that he led the Pacers in assists...just three games later, he had a team-high seven assists at Chicago, 12/29, and he had five or more assists six times, twice as many games with at least five assists as he had posted in his first six NBA seasons (325 games)...he had two or more steals five times in the first 11 games, but would go 40 games before having multiple steals again...he was sixth on the team with 40 steals, the second-best total of his seven-year NBA career...in his first six NBA seasons, he blocked a total of 79 shots and never had more than one in a game or more than 22 in any one season...in his first campaign with the Pacers, he was fourth on the team with a career-best 39 blocks, including a career-high four vs. Golden State, 11/11...that game with the Warriors was his only one with more than two blocks, but he had multiple blocks in four of the first 11 games of the season...for the season, he rejected two or more shots 11 times...in uniform for all 82 games, he sat out six due to coaching decisions.

**PRO**

**2008-09:** After having just 36 starts in his first five NBA seasons, and playing 25 games the previous season, he started 71 of his 79 appearances for Denver in 2008-09...including 11-17 from 3-pt range, he shot above 45 percent from the floor (.458) for just the second time in his career, hitting 154-336 FGS, and he averaged 5.4 ppg...he scored 10+ points 11 times and recorded a season-high 18 points on 8-10 FGS and 2-2 FTS at Washington, 2/6...averaging just under an assist a game for the season, he passed out two or more assists 22 times, including a career-high tying five vs. Toronto, 12/2...he had two or more assists in a season-high five straight games in early January (1/9-1/19), before sitting out the game vs. Sacramento with a separated right shoulder...that was the only game he missed due to injury...as a starter, he averaged 5.9 ppg and shot better than 47 percent from the floor (.473), compared to 3.3 ppg and less than 24 percent (.238) from the floor in his eight appearances off the bench...including a season-high five against Dallas, 1/13, he collected a career-best 49 steals...his five steals were one short of his career-high and tied the second-most thefts by any member of the Nuggets on the season...**2007-08:** He signed with Sacramento in December 2007, playing in 25 games and averaging 3.2 ppg and 1.4 rpg in 8.2 mpg...he scored in double figures twice, scoring 16 points on 4-5 FG and 8-11 FT at Chicago, 1/5...in that game against the Bulls he claimed a career-high eight rebounds...after scoring a total of 21 points in his first seven

## #1 DAHNTAY JONES



## #1 DAHNTAY JONES

appearances for the Kings, he scored 10 points on 2-5 FG and 6-6 FT in 11 minutes vs. Phoenix, 12/30...after being waived by the Kings in February 2008, he signed with the Fort Wayne Mad Ants of the NBA Developmental League, playing 10 games and averaging 24.4 ppg with 4.6 rpg...**2006-07:** He had his best year statistically, averaging 7.5 ppg, 2.0 rpg and 0.9 apg in 78 games for the Grizzlies...he started 25 games for Memphis and his 23 games in double figures included the last five games of the season – tying the most consecutive games in double figures of his career...he also had 10 or more points in five straight games in November and December...in the last five contests, he averaged 16.0 ppg and shot 30-62 FGS...he also shot 18-21 FTS in those final five outings...he scored 20+ points twice, including a career-high 26 points off the bench at Utah, 3/24...against the Kings, 4/10, he scored 20 points on 7-15 FGS, 1-1 3-pt FGS and 5-5 FTS...**2005-06:** He averaged 4.0 ppg and 1.5 rpg in 71 contests for the Grizzlies...he scored 10+ points six times, including four times in his last 22 appearances and a season-best 13 points in the final game at Minnesota, 4/19...he grabbed 38 steals and had three games with three or more steals...he led the team in rebounds once, steals eight times and blocks five times...**2004-05:** After scoring in double figures once in his first 34 appearances, he opened February by hitting for 10+ points in three of the month's first four games, including a season-high 23 points in a 98-95 win at Philadelphia, 2/9...that was the only game in which he led the Grizzlies in scoring...for the season, he averaged 4.5 ppg and 1.3 rpg in 52 games...he had two stints on the injured list, one for tendinitis in his left quad and for tendinitis in his left knee...**2003-04:** Selected in the first round of the 2003 NBA draft by the Celtics, his draft rights were dealt on draft night (6/26), along with the rights to Troy Bell, to Memphis in exchange for draft rights to Marcus Banks and Kendrick Perkins...as a rookie, he played in 20 games and scored 36 points while grabbing 23 rebounds and handing out 12 assists...logging double-digit minutes for the first time in his career, he shot 3-5 FGS and 1-1 from 3-pt range for a season-high seven points at New Jersey, 12/3...in that game against the Nets, the New Jersey native handed out five assists – the first of three games in his career with five assists...he saw 10+ minutes a total of four times, all of which came in his first 10 appearances...in those first 10 games, he averaged 2.7 ppg, but then totaled nine points in his last 10 outings.

## PLAYOFFS

**2008-09:** Making his first career postseason starts, he was in the starting lineup for all 16 of Denver's games, but averaged just 17.5 mpg and 7.0 ppg...in the first-round series with New Orleans, he shot 15-25 FGS and averaged 8.2 rpg...overall in the postseason, he had 13 steals and 13 turnovers and was one of two Nuggets' players that had more steals (6) than turnovers (5) in the Western Conference Finals vs. the Lakers...he was also the only Denver player with more than one rebound in that series with L.A. that had more offensive rebounds (10) than defensive boards (4)...**2005-06:** He came off the bench in all four games of the series with Dallas and averaged 4.3 ppg with 1.8 rpg...he shot 5-7 from the floor and 7-10 from the foul line in the series, including 3-3 FGS and 2-2 FTS for his eight points in Game 2 at Dallas, 4/26...that was one of two games in the series in which he logged double-digit minutes and in those two outings, he averaged 7.5 ppg on 5-7 FGS and 5-8 FTS...**2004-05:** He made appearances in three of the Grizzlies' four games against the Phoenix Suns...after sitting out the first game of the series at Phoenix, 4/24, he scored eight points with four rebounds, an assist and no turnovers in 29 minutes of Game 2, 4/27...in Game 4, 5/1, he scored a playoff career-high 14 points, including three 3-pt FG...that is the only game in his postseason career in which he has made more than one 3-pt FG.

## COLLEGE

He played two seasons at Rutgers before transferring to Duke for his junior and senior seasons...he averaged 13.3 ppg in 63 games for Rutgers and 14.3 ppg and 4.8 rpg in 68 games for Duke...he averaged 17.7 ppg as a senior, finishing fifth in the ACC...he was named Honorable Mention All-American by the Associated Press as a senior...he was named to the All-ACC Defensive Team both years at Duke and was named to the All-ACC First Team as senior...he was named to the All-Big East Rookie Team following his freshman year at Rutgers.

## PERSONAL

The son of Larry and Joanne Jones, his father played basketball at St. Peter's College...he majored in public policy studies with a markets and management studies certificate...he launched the Dahntay Jones Foundation in 2005...the vision of his foundation is to be a transformational organization focused on assisting children in need (financial, educational, emotional or spiritual) through grants, mentoring and educational programs...he also makes appearances at Pacers Academy and he has a community ticket block called "Dahntay's Department of Defense"...in June 2006, he donated \$16,000 to Greenwood Elementary School in Hamilton, N.J., to cover the costs of upgrading its Success For All reading program...he is a cousin of former Pacers forward Al Harrington...he says if he wasn't a basketball player, he'd be in investment banking...while playing for the Grizzlies, he did public service announcements for Memphis City Schools Reads, and Memphis City Schools Fight Free Fifty, which encouraged students to go 50 days without fighting in school...he played in Kenny Smith's Hurricane Katrina Relief game in the summer of 2005, and along with Damon Stoudamire and Eddie Jones, provided toys for hurricane victims during the holiday season at a reception at FedExForum...during the summer of 2006, he played in the Midsummer Night's Dream Celebrity game, and the Chicagoland All-Star Classic...he lists his favorite movie as Friday After Next and his favorite television shows are Martin and the Dave Chappelle Show...he says his highlights while at Duke were Senior Night and graduating...his advice to kids is "Never give up."

## #1 DAHNTAY JONES

## STATISTICS

## REGULAR SEASON

YR	G-GS	MIN	FGM-FGA	PCT	3-POINT		FTM-FTA	PCT	OR	DR	TR	AVG	AST	PF-DQ	ST	TO	BKS	PTS	AVG
					FGM-FGA	PCT													
2003-04 MEM	20-0	154	15-53	.283	1-4	.250	5-11	.455	7	16	23	1.2	12	23-0	5	12	6	36	1.8
2004-05 MEM	52-7	649	83-190	.437	23-60	.383	44-64	.688	11	58	69	1.3	21	81-0	13	29	11	233	4.5
2005-06 MEM	71-4	967	109-263	.414	3-21	.143	60-93	.645	20	84	104	1.5	39	108-1	38	50	15	281	4.0
2006-07 MEM	78-25	1671	220-461	.477	5-12	.417	138-174	.793	47	106	153	2.0	68	192-2	39	92	22	583	7.5
2007-08 SAC	25-0	206	23-53	.434	1-6	.167	34-51	.667	7	28	35	1.4	12	28-1	8	10	6	81	3.2
2008-09 DEN	79-71	1426	154-336	.458	11-17	.647	110-151	.728	58	110	168	2.1	78	199-0	49	68	19	429	5.4
2009-10 IND	76-26	1892	287-623	.461	4-32	.125	198-257	.770	48	181	229	3.0	150	237-1	40	129	39	776	10.2
NBA (7)	401-133	6964	891-1979	.450	48-152	.316	589-801	.735	198	583	781	1.9	380	868-5	192	390	118	2419	6.0

## PLAYOFFS

YR	G-GS	MIN	FGM-FGA	PCT	3-POINT		FTM-FTA	PCT	OR	DR	TR	AVG	AST	PF-DQ	ST	TO	BKS	PTS	AVG
					FGM-FGA	PCT													
2004-05 MEM	3-0	71	8-21	.381	3-5	.600	3-4	.750	2	7	9	3.0	1	8	1	2	0	22	7.3
2005-06 MEM	4-0	46	5-7	.714	0-0	.000	7-10	.700	1	6	7	1.8	0	7	1	2	0	17	4.3
2008-09 DEN	16-16	280	38-79	.481	3-12	.250	33-43	.767	16	22	38	2.4	10	41	13	13	5	112	7.0
NBA (3)	23-16	397	51-107	.477	6-17	.353	43-57	.754	19	35	54	2.3	11	56	15	17	5	151	6.6

## CAREER HIGHS

## REGULAR SEASON

MIN: .....42, at BOS, 12/6/06  
vs. SEA, 12/18/06  
vs. SAN, 4/16/07

FGM: .....11, vs. UTA, 3/24/07

FGA: .....19, vs. LAC, 11/25/09

3-pt FGM: .....4, vs. PHO, 2/1/05

3-pt FGA: .....6, at PHI, 2/9/05

FTM: .....11, at LAC, 10/31/08  
vs. BOS, 11/14/09

FTA: .....15, vs. BOS, 11/14/09

OR: .....4, at MIN, 4/18/07

DR: .....11, at N.Y., 11/4/09

TR: .....12, at N.Y., 11/4/09

AST: .....8, at BOS, 12/22/09

STL: .....6, at DEN, 3/6/06

TO: .....6, at ATL, 10/28/09

BLKS: .....4, vs. G.S., 11/11/09

PTS: .....26, at UTA, 3/24/07

## PACERS REGULAR SEASON

MIN: .....40, vs. WAS, 11/6/09  
11/18/09

FGM: .....9, vs. N.Y., 11/18/09  
vs. PHI, 3/9/10

FGA: .....19, vs. LAC, 11/25/09

3-pt FGM: .....2, vs. N.Y., 11/18/09

3-pt FGA: .....3, vs. N.Y., 11/18/09  
vs. LAC, 11/25/09

FTM: .....11, vs. BOS, 11/14/09

FTA: .....15, vs. BOS, 11/14/09

OR: .....3, five times  
(last: vs. OKC, 3/21/10)

DR: .....11, at N.Y., 11/4/09

TR: .....12, at N.Y., 11/4/09

AST: .....8, at BOS, 12/22/09

STL: .....3, at N.J., 11/17/09

TO: .....6, at ATL, 10/28/09

BLKS: .....4, vs. G.S., 11/11/09

PTS: .....25, vs. BOS, 11/14/09  
vs. N.Y., 11/18/09  
vs. PHI, 3/9/10

## PLAYOFF HIGHS

MIN: .....34, vs. PHO, 5/1/05

FGM: .....5, vs. PHO, 5/1/05  
vs. N.O., 4/22/09  
at N.O., 4/27/09

FGA: .....10, vs. PHO, 5/1/05

3-PT FGM: .....3, vs. PHO, 5/1/05

3-PT FGA: .....4, vs. PHO, 5/1/05

FTM: .....6, vs. LAL, 5/25/09

FTA: .....8, vs. LAL, 5/27/09

OR: .....4, at LAL, 5/27/09

DR: .....4, at PHO, 4/27/05

TR: .....5, vs. PHO, 5/1/05  
at N.O., 4/27/09  
at DAL, 5/11/09

AST: .....2, at LAL, 5/19/09

STL: .....2, at LAL, 5/21/09

TO: .....4, vs. N.O., 4/19/09

BLK: .....1, five times  
(last: at LAL, 5/19/09)

PTS: .....14, vs. PHO, 5/1/05

## IN THE REGULAR SEASON, THE LAST TIME DAHNTAY...

## ...MISSED A GAME

due to injury: vs. Sacramento, 1/20/09  
due to Coach's Decision: at Cleveland, 4/9/10  
due to personal reasons: never  
due to suspension: never

## ...RECEIVED A TECHNICAL

vs. Golden State, 11/11/09

## ...PLAYED 40+ MINUTES

40, vs. Washington, 11/6/09

## ...GRABBED 5+ REBOUNDS

6, vs. Washington, 3/24/10

## ...HAD 3+ ASSISTS

4, vs. Washington, 3/24/10

## ...HAD 3+ STEALS

3, at New Jersey, 11/17/09

## ...HAD 3+ TURNOVERS

4, vs. Washington, 3/24/10

## ...SCORED 15+ POINTS


18, vs. New Jersey, 4/10/10

## ...SCORED 20+ POINTS

25, vs. Philadelphia, 3/9/10



## #44 SOLOMON JONES

**POSITION:** Forward**YEARS PRO:** 4**HEIGHT:** 6-10**WEIGHT:** 245 lbs.**BIRTHDATE:** 7/16/84 in Eustis, Florida**HIGH SCHOOL:** Mount Dora (Mount Dora, Florida)**COLLEGE:** South Florida**DRAFTED:** By Atlanta, Second Round, 2006 (33rd overall)**ACQUIRED:** Signed as a free agent, 7/30/09**2009-10**

After making appearances in each of the season's first 10 games, and in 12 of the first 14, he played in 40 of the last 68...including 12 points in his first appearance at Conseco Fieldhouse in a Pacers' uniform, he scored at least four points in 15 of his first 21 games...in those 21 games, he shot over 51 percent from the floor (.513), hit 18-29 (.621) from the foul line and averaged 4.6 ppg...that stretch featured a season-high 13 points at Chicago, 12/29, when he shot 6-9 FGS and 1-2 FTS...in his remaining 31 appearances, he shot 39-100 from the floor (.390)...he scored in double figures a total of four times, including three times in a span of eight games from 12/29 to 1/11...after his 10 points vs. Toronto, 1/11, he scored more than six points just two times in his last 25 appearances, recording nine at Milwaukee, 3/14, and seven at Atlanta, 3/28...in that game against the Hawks, he added seven rebounds--that was his only game with more than four boards in his final 25 appearances...for the season, he averaged a career-best 2.8 rpg and gathered at least four rebounds 14 times...including a season-high tying four offensive rebounds, he came off the bench vs. Toronto, 1/11, to claim a season-high nine boards...that was his second game with nine boards in 2009-10 (vs. Golden State, 11/11)...during his last 27 appearances, he shot nearly 79 percent from the line, hitting 33-42 FTS...after scoring his only point of the game vs. Washington, 3/24, on 1-4 FTS, he connected on 11 of his last 12 free throws and ended the season with a string of 10 successful free throws...despite sitting out 30 games due to coaching decisions, and averaging just 13.0 mpg in the games in which he did play, he was fifth on the team with 37 blocked shots, his most since rejecting 42 shots during his rookie season (2006-07)...he blocked a season-high three shots early in the season at New York, 11/4...that was one of his three games with multiple blocks in the season's first four...in all, he rejected more than one shot nine times...he handed out 32 assists and that was six more than he had totaled in his three seasons with Atlanta...in the Pacers' win at New Jersey, 1/15, he tied a career-high with four assists...that was his only game with more than two assists and he had multiple assists seven times...he grabbed a career-high 14 steals and recorded more than one in a game for the first time in four NBA seasons with two vs. Orlando, 1/5...he was one of five Indiana players that did not miss a game due to injury or illness and was one of just four that was in uniform for all 82 games.

**PRO**

**2008-09:** He made appearances in 63 games for the Hawks, averaging 3.0 points and 2.3 rebounds per game...including seven with 20 or more minutes, he logged double-digit minutes in 13 of the season's first 16 games and played 10+ minutes in a total of 27...after the initial 16 games of the season, he saw 20+ minutes just five times, including a season-high 30 vs. Miami, 4/14, and 29 at Memphis, 4/15...he scored in double figures twice, hitting for a season-best 12 points at Orlando, 1/9, and then again vs. Phoenix, 1/25...he was 4-4 from the floor and made a season-high four free throws in each of those two games...he also made four free throws (4-4) vs. Washington, 11/19...averaging 2.3 rpg, he had four or more rebounds 13 times...after grabbing just one rebound in his season debut at Orlando, 10/29, and then drawing two straight DNP-CDs, he had his two best rebounding efforts of the season in consecutive games, collecting nine vs. Toronto, 11/7, and a season-best 10 at Oklahoma City, 11/9...he claimed more than six rebounds only one more time the rest of the season with eight at Orlando, 1/9...he was fourth on the team with 34 blocked shots and he rejected a season-high five shots at Washington, 11/29...that was one of four games in which he blocked three or more shots...**2007-08:** In 35 games for the Hawks, he averaged 1.0 points and 1.2 rebounds in 4.1 minutes per game...he played 10+ minutes twice, logging 19 vs. Chicago, 1/13, and 12 against the Lakers in L.A., 2/19...he had a season-high seven rebounds in each of those two games and he collected more than two boards in four games...his seven rebounds against the Bulls featured six offensive rebounds and he scored a season-high six points in that game...that was one of four games in which he scored more than two points...in nine minutes vs. Detroit, 12/4, he scored five points on 2-3 FGS and 1-2 FTS...in eight minutes at Phoenix, 1/29, he scored five on 2-4 FGS and 1-2 FTS...in five minutes vs. New York, 2/29, he made both of his field goal attempts for his four points...including three games in which he shot 2-2 in each, he shot 11-20 from the foul line on the season...he blocked a total of five shots, including two in his second appearance of the season, at Boston, 11/9...he sat out 47 games due to coaching decisions...**2006-07:** In 58 games for the

## #44 SOLOMON JONES



## #44 SOLOMON JONES

Hawks as a rookie, he averaged 3.3 points, 2.3 rebounds and 11.5 minutes per game...he played 10+ minutes in 11 of his first 39 games, but then saw double-digit minutes in all but two of his last 19 and started seven of the season's last eight games...in all, he started eight games, averaging 6.9 points and 4.9 rpg...in his eight starts, he scored in double figures twice, including a season-high-tying 14 points in the last game of the campaign against the Pacers, 4/14...he connected on 5-8 FGS and 4-4 FTS in that game...he scored 10+ points in just two of his 50 games off the bench, including 14 at Sacramento, 12/10...in that game, he shot 8-10 from the foul line, setting career-highs for both free throws made and attempted...he recorded the only double-double of his career with 10 points and 10 rebounds off the bench at Detroit, 12/23...that was one of only four games he had with more than five boards in 2006-07.

## PLAYOFFS

**2008-09:** He made the first start of his postseason career in Game 6 of the first-round series with Miami, 5/1, scoring a postseason career-high six points with five rebounds in 22 minutes...he scored a total of 14 points in nine appearances (8.6 mpg) and claimed nine of his 16 rebounds at the offensive end...**2007-08:** In his first career playoff game, he had a rebound and an assist in three minutes at Boston, 4/20...he scored his first points in the playoffs on 1-2 FGS vs. Boston, 4/30...after playing a total of 17 minutes and scoring two points with two rebounds in the first six games of the first-round series with the Celtics, he logged 13 minutes in Game 7 at Boston, 5/4...in that game, he scored two points and collected a postseason career-high six rebounds...those six rebounds included four offensive boards – his first offensive rebounds of the series...he also blocked two shots in Game 7, after having rejected one in the first six games...that is his only postseason appearance with multiple rejections.

## COLLEGE

**2005-06:** An honorable mention All-Big East selection his senior year, he led South Florida in rebounds (285), blocks (90) and finished second in scoring (13.2 ppg)...he finished second in the Big East in rebounding average (9.8) and third in blocks (3.1 bpg)...he finished 12th in the conference in free throw percentage (.778)...he had 13 double-doubles and scored in double figures 21 times...he posted seven points, five blocks and established career-highs with 17 rebounds and five assists against Villanova...he had a career-high 23 points on 9-10 FGS against Georgetown...he totaled 12 points, 12 rebounds, three steals and tied a career-high with six blocks against Connecticut...he blocked five or more shots six times...**2004-05:** in his first season at South Florida, he led the team in field goal percentage (.546) and blocks (64)...he scored in double figures four times, including a season-high 18 points against Prairie View A&M...he grabbed a season-high 13 rebounds against Bethune-Cookman...he blocked six shots in a game twice and rejected four or more shots in a game seven times...he had 12 points against Memphis and 12 points and eight rebounds against Florida International...**2003-04:** He averaged 11.0 points and 8.0 rebounds per game at Daytona Beach Community College...**2002-03:** As a freshman at Daytona Beach Community College, he averaged 8.0 points and 6.4 rebounds a game, while shooting 58.2 percent from the field and blocking 38 shots.

## PERSONAL

The son of Solomon and Uzeria Jones, Solomon Jones III has two sisters, Carmella and Nakia...he was an All-Area performer as a senior at Mount Dora High School in Florida...he enjoys bowling, fishing and playing video games in his spare time...his favorite movie is "Friday," while his top actor and actress are Chris Tucker and Halle Berry...he lists the Miami Dolphins as his favorite sports team outside of basketball...he is a fan of "The Jamie Foxx Show" and likes to listen to the music of Lil' Wayne, T.I. and Jay-Z...he wears a size 15 basketball shoe.

## #44 SOLOMON JONES

## STATISTICS

## REGULAR SEASON

YR	G-GS	MIN	FGM-FGA	PCT	3-POINT		FTM-FTA	PCT	OR	DR	TR	AVG	AST	PF-DQ	ST	TO	BKS	PTS	AVG
					FGM-FGA	PCT													
2006-07 ATL	58-8	666	65-128	.508	0-1	.000	59-75	.787	49	87	136	2.3	11	124	11	25	42	189	3.3
2007-08 ATL	35-0	145	12-30	.400	0-2	.000	11-20	.550	19	23	42	1.2	0	28	3	11	5	35	1.0
2008-09 ATL	63-0	675	67-111	.604	1-2	.500	53-74	.716	52	90	142	2.3	15	125	7	27	34	188	3.0
2009-10 IND	52-2	675	78-176	.443	0-3	.000	51-71	.718	51	93	144	2.8	32	125	14	40	37	207	4.0
NBA (4)	208-10	2161	222-445	.499	1-8	.125	174-240	.725	171	293	464	2.2	58	402	35	103	118	619	3.0

## PLAYOFFS

YR	G-GS	MIN	FGM-FGA	PCT	3-POINT		FTM-FTA	PCT	OR	DR	TR	AVG	AST	PF-DQ	ST	TO	BKS	PTS	AVG
					FGM-FGA	PCT													
2007-08 ATL	7-0	29	2-10	.200	0-0	--	0-2	.000	4	4	8	1.1	1	3-0	1	0	3	4	0.6
2008-09 ATL	9-1	77	6-12	.500	0-0	--	2-2	1.000	9	7	16	1.8	2	9-0	1	1	0	14	1.6
NBA (2)	16-1	106	8-22	.364	0-0	--	2-4	.500	13	11	24	1.5	3	12-0	2	1	3	19	1.1

## CAREER HIGHS

## REGULAR SEASON

**MIN:** .....34, at CLE, 4/14/07  
**FGM:** .....5, at PHI, 4/8/07  
     vs. IND, 4/17/07  
**FGA:** .....10, at DET, 12/23/06  
**3-pt FGM:** .....1, vs. OKC, 12/23/08  
**3-pt FGA:** .....1, five times  
     (last: at MIL, 1/31/09)  
**FTM:** .....8, at SAC, 12/10/06  
**FTA:** .....10, at SAC, 12/10/06  
**OR:** .....8, at DET, 12/23/06  
**DR:** .....7, vs. TOR, 11/7/08  
**TR:** .....10, at DET, 12/23/06  
     at OKC, 11/9/08  
**AST:** .....2, vs. ORL, 1/7/08  
**ST:** .....1, 21 times  
     (last: vs. MIA, 4/14/09)  
**TO:** .....3, five times  
     (last: vs. MIA, 4/14/09)  
**BKS:** .....5, at ORL, 11/25/06  
     vs. POR, 3/23/07  
     vs. CHI, 4/1/07  
     at WAS, 11/29/08  
**PTS:** .....14, at SAC, 12/10/06

## PACERS REGULAR SEASON

**MIN:** .....32, vs. MIA, 10/30/09  
**FGM:** .....6, at CHI, 12/29/09  
**FGA:** .....11, vs. MIN, 1/2/10  
**3-pt FGM:** .....0  
**3-pt FGA:** .....1, at MIL, 3/14/10  
     vs. CHA, 3/16/10  
     at ATL, 3/28/10  
**FTM:** .....4, vs. MIA, 10/30/09  
     vs. CHA, 12/19/09  
     vs. TOR, 1/11/10  
**FTA:** .....6, vs. CHA, 12/16/09  
**OR:** .....4, vs. MIA, 10/30/09  
     vs. ATL, 12/26/09  
     vs. TOR, 1/11/10  
     vs. CHA, 3/16/10  
**DR:** .....7, vs. WAS, 11/6/09  
     vs. G.S., 11/11/09  
**TR:** .....9, vs. G.S., 11/11/09  
     vs. TOR, 1/11/10  
**AST:** .....4, at N.J., 1/15/10  
**ST:** .....2, vs. ORL, 1/5/10  
**TO:** .....4, at N.Y., 11/4/09  
**BKS:** .....3, at N.Y., 11/4/09  
**PTS:** .....13, at CHI, 12/29/09

## PLAYOFF HIGHS

**MIN:** .....22, at CLE, 5/7/09  
**FGM:** .....3, at MIA, 5/1/09  
**FGA:** .....4, at BOS, 5/4/08  
**3-pt FGM:** .....0  
**3-pt FGA:** .....0  
**FTM:** .....2, at CLE, 5/7/09  
**FTA:** .....2, at BOS, 5/4/08  
     at CLE, 5/7/09  
**OR:** .....4, at BOS, 5/4/08  
**DR:** .....3, vs. MIA, 4/29/09  
**TR:** .....6, at BOS, 5/4/08  
**AST:** .....1, at BOS, 4/20/08  
     vs. MIA, 4/19/09  
     vs. MIA, 4/29/09  
**ST:** .....1, at BOS, 4/30/08  
     vs. MIA, 4/29/09  
**TO:** .....1, at CLE, 5/7/09  
**BKS:** .....2, at BOS, 5/4/08  
**PTS:** .....6, at MIA, 5/1/09

## IN THE REGULAR SEASON, THE LAST TIME SOLOMON...

## ...MISSED A GAME

due to injury: never  
 due to Coach's Decision: vs. Orlando, 4/12/10  
 due to personal reasons: never  
 due to suspension: never

## ...RECEIVED A TECHNICAL FOUL

vs. New York, 11/18/09

## ...PLAYED 30+ MINUTES

32, vs. Miami, 10/30/09

## ...MADE 3+ FIELD GOALS

3, at Atlanta, 3/28/10

## ...MADE 4+ FREE THROWS

4, vs. Charlotte, 12/16/09

## ...GRABBED 5+ REBOUNDS

7, at Atlanta, 3/28/10

## ...HAD 2+ BLOCKS

2, vs. Charlotte, 3/16/10

## ...SCORED 10+ POINTS

10, vs. Toronto, 1/11/10

## #32 JOSH McROBERTS

**POSITION:** Forward**YEARS PRO:** 3**HEIGHT:** 6-10**WEIGHT:** 240 lbs.**BIRTHDATE:** 2/28/87 in Indianapolis, Indiana**HIGH SCHOOL:** Carmel (Carmel, Indiana)**COLLEGE:** Duke**DRAFTED:** By Portland, Second Round, 2007 (37th overall)**ACQUIRED:** From Portland, along with Jarrett Jack and Brandon Rush, in exchange for Ike Diogu and Jerryd Bayless, 7/9/08**2009-10**

The Carmel, Indiana, native made appearances in just six of the team's first 27 games, totaling seven points and six rebounds in 29 minutes...he then played in seven straight games, 12/26 to 1/5, including the first two starts of his NBA career...as a starter for the first time, he scored seven points with eight rebounds, two steals and two blocked shots in 25 minutes of the Pacers' win vs. Minnesota, 1/2...he also started the game at New York the next night, 1/3, scoring six points (3-5 FGS) with five rebounds and an assist...scoreless in the first of those seven games, he then averaged 6.5 ppg in the next six, including 10 points on 4-7 FGS and 2-3 FTS in the game vs. Memphis, 12/30...in those six games, he shot 15-29 from the floor and hit the first two 3-pt FGS of his NBA career...his first career 3-pt field goal came at Chicago, 12/29, when he totaled nine points...he got an opportunity to play extended minutes against the Lakers in L.A. in the opening game of March and he made the most of it, scoring what was then a career-high with 15 points on 7-12 FGS and 1-2 FTS...in 23 minutes against the Lakers, he added four rebounds, an assist and two steals...that was the first of a 23-game stretch in which he would see action in all but two...in his final 21 games, he averaged 5.6 ppg, 3.7 rpg and 1.4 apg, shot .538 from the floor, and canned 6-15 from 3-pt range (.400), while committing just eight turnovers in 302 minutes (14.4 mpg)...he scored 10 or more points five times in the last two months of 2009-10, including a career-best 18 points on 8-9 FGS and 2-3 3-pt FGS vs. Houston, 4/4...that was his first game with more than one 3-pt field goal...vs. the Rockets, he added a career-high tying 12 boards...in the five games that followed, he totaled 21 points, but hit 8-17 from the floor and 5-10 FTS...he also averaged 3.8 rpg and 15.2 mpg in the season's last five games...registering the second double-double of his career, he had 14 points and 12 boards vs. Washington, 3/24...those 12 rebounds featured a career-best five offensive rebounds...he notched his second double-double of the season vs. Houston, 4/4, with 18 points and 12 rebounds...for the season, he averaged 1.0 apg, but dealt 15 (2.5 apg) in the season's final six games...in that span, he led the Pacers with a career-high five assists at Cleveland, 4/9, while committing no turnovers in 20 minutes...in the season finale at Washington, 4/14, he logged just 13 minutes, but had four assists and no miscues...beginning with his two blocks vs. Washington, 3/24, he blocked seven shots in four games, including two against the Wizards, a season-high three vs. Utah, 3/26, and two vs. Sacramento, 3/30...though he would have just three more blocked shots the rest of the season, those three came in three successive games (4/4 to 4/9) and that was the first time in 2009-10 that he had at least one blocked shot in three straight games...he was one of five Indiana players to not miss a game due to injury or illness in 2009-10.

**PRO**

**2008-09:** He was acquired from Portland in the deal that brought Jarrett Jack and the draft rights to Brandon Rush to the Pacers, in exchange for Ike Diogu and the draft rights to Jerryd Bayless, 7/9...in 33 appearances, he averaged 2.4 points and 2.2 rebounds per game...in the Pacers' win at Philadelphia, 12/20, he scored in double figures for the first time in the NBA with 10 points on 5-12 FGS...he added eight boards in that game, including three offensive rebounds--which was more than he had claimed in eight games with Portland the season before...beginning with a 10-minute stint vs. his former team, in which he scored two points and collected four rebounds, 3/18, he saw action in all but two of the team's final 14 games...in those 12 appearances, he scored as many points (40) as he had in his first 21 outings...after hitting 18 of his first 48 from the floor (.375), he shot 17-35 FGS (.486) in his last 12 games...in his last 12, he scored in double figures twice, including a season-high 12 points on 5-8 FGS and 2-2 FTS vs. Toronto, 4/8...he added a season-high 11 rebounds against the Raptors for his first career double-double...he also scored 10 points vs. Chicago, 3/31, on 4-6 from the floor and 2-3 from the foul line...in the season's last month, he had 11 offensive rebounds in 12 games, including two each in games at Oklahoma City, 4/5, vs. Toronto, 4/8, and vs. Milwaukee, 4/15...before April, he had more than one offensive board four times in 21 games...of his 16 blocked shots, more than half (9) came in three games and those were his only games with more than one blocked shot...matching his total of the first 12 games, he blocked four shots at Philadelphia, 12/20...he blocked two shots vs. Toronto, 4/8, and then rejected three in the season finale vs. the Bucks, 4/15...

**2007-08:** Wrapped around two stints in the NBA Development League with the Idaho Stampede, he made eight

#32 JOSH McROBERTS





## #32 JOSH McROBERTS

appearances for Portland where he averaged 1.5 points, 1.3 rebounds, 0.3 assists and 3.5 minutes per game... in his final outing for the Blazers, he scored two points and grabbed a season-high four rebounds vs. Memphis, 4/15...he scored a season-high six points (3-5 FG) and pulled down two rebounds at Detroit, 2/8...he scored four points (2-2 FG), grabbed a rebound and collected the first steal of his career in two minutes vs. Philadelphia, 12/30...in 15 appearances for the Stampede, he averaged 7.7 ppg, 6.4 rpg, 2.5 apg and 26.8 mpg...after the end of the NBA regular season, he re-joined the Stampede and helped lead that team to the NBADL championship by averaging 6.3 ppg and 5.0 rpg in four games...in the D-League Finals against Austin, he shot 53.8 percent from the floor (7-13) and averaged 6.7 ppg...he blocked three shots in Idaho's win vs. the Toros, 4/24, and had at least one rejection in each of the three Finals games.

## COLLEGE

**2006-07:** He started in 32 of 33 games, averaging 13.0 points, 7.9 rebounds, and 2.5 blocks as a sophomore at Duke...he was just the second player in Duke history to be named a team captain as a sophomore...he was also an All-ACC Second Team selection...he recorded seven double-doubles, scored 15+ points 13 times and blocked three or more shots 17 times...he notched a career-high 22 points, 12 rebounds, five blocks and four assists in an NCAA tournament loss to Virginia Commonwealth...he tallied a career-high-tying six blocks at St. John's, 2/25...he recorded 19 points and 12 rebounds vs. Clemson, 1/25...he grabbed a career-best 17 boards vs. San Jose State, 12/31...he totaled 19 points, six rebounds and a career-high six blocks vs. Kent State, 12/19...he handed out a career-high eight assists vs. George Mason, 12/9...**2005-06:** An All-ACC Freshman team selection, he was also selected to the ACC All-Tournament second team...he produced averages of 8.7 ppg, 5.3 rpg, 1.5 apg, 1.1 spg, and 1.3 bpg in 36 games...he was Duke's third-leading scorer, second-leading rebounder and second-best shot blocker...he shot a team-best 60.5 percent from the field, which ranked third all-time for a freshman at Duke...he scored in double figures 15 times and logged five double-digit rebounding efforts with two double-doubles...in three NCAA tournament games, he averaged 10.3 ppg, 9.0 rpg and 2.3 bpg...he recorded a season-high 13 rebounds to go along with 14 points vs. George Washington, 3/18, in the second round of the NCAA tournament.

## PERSONAL

Born Joshua Scott McRoberts, his mother, Jennifer, is a teacher and he is the oldest of four children...he played on the same high school AAU team (Spiece Indy Heat) with fellow Portland draftee Greg Oden, and first-round selections Mike Conley, Jr. (Memphis) and Daequan Cook (Philadelphia; traded to Miami)...having grown up in Indiana, Josh has strong ties within the community...he is an active volunteer with the American Red Cross and he spends time volunteering with youth athletic programs such as YMCA and Carmel Dads' Club...while at Duke, he mentored elementary and middle school students in conjunction with the NCAA Stay in Bounds Ambassador Program...he was a member of the Student Athletic Board at Carmel High School...he helped the North team to a silver-medal finish at the 2004 USA Youth Development Festival while leading the team in rebounding with 14.4 rpg, the third-highest mark in the history of the event...he was named the National High School Senior Athlete of the Year by the National High School Coaches Association...he won the 2005 Morgan Wooten Award as McDonald's All-American Player of the Year and was selected to the first-team Parade All-American team...an All-USA Today first-team selection and an EA Sports All-America in 2005, he was named the MVP of the McDonald's All-America game after scoring 17 points on 7-8 shooting from the floor and grabbing a game-high 12 rebounds to lead the East squad to a 115-110 victory...he led Carmel High in scoring and rebounding as a senior, averaging 17.9 ppg to go along with 11.4 rpg, 4.2 apg and 2.9 bpg...in the summer of 2004, he was named the MVP at the Nike Camp in Indianapolis.



## #41 JAMES POSEY

**POSITION:** Forward**YEARS PRO:** 11**HEIGHT:** 6-8**WEIGHT:** 235 lbs.**BIRTHDATE:** 1/13/77 in Cleveland, Ohio**COLLEGE:** Xavier (Ohio)**HIGH SCHOOL:** R.B. Chamberlain (Twinsburg, Ohio)**DRAFTED:** By Denver, First Round, 1999 (18th pick overall)**ACQUIRED:** From New Orleans, along with Darren Collison, in a four-team trade that sent Troy Murphy from Indiana to New Jersey, 8/11/10**2009-10**

In 77 games for the New Orleans Hornets, he averaged 5.2 points, 4.3 rebounds and 1.5 assists per game in 22.5 minutes per contest...he scored in double figures 11 times with a high of 14 points at Miami, 11/22...he also scored 13 points with seven rebounds (4-5 3FG) vs. Utah, 4/9, and had 13 points, six rebounds vs. the Lakers, 3/29...his six points in each of New Orleans's wins vs. Memphis, 1/20, and at Minnesota, 1/22, included game-winning baskets in the closing seconds...at Minnesota, 1/22, his buzzer-beater gave the Hornets a 113-111 win, and his shot with 1.1 second remaining vs. Memphis, 1/20, broke a 94-94 tie and sent New Orleans to a two-point win...his six points at Detroit, 1/15, gave him 7,000 in his NBA career and he has totaled 7,179 points in 11 seasons...he made his first start as a member of the Hornets at Sacramento, 11/29, and then started the next game against the Lakers in Los Angeles...those were his first starts since April 2008 while with Boston, and his first consecutive starts since April 2007 while he was with Miami...he collected a season-high 10 rebounds three times, including games vs. Oklahoma City, 2/3, and Philadelphia, 2/5, in which he had exactly eight points, six assists and 10 rebounds in both games...including those two games, he had a season-high six assists in each of the first three games of February, and had five or more assists four times on the season...he distributed five assists in the Hornets' win over Dallas, 3/22...his 117 assists on the season were his most since having 122 for Memphis in 2003-04...he has passed out 100+ assists seven times in 11 seasons, but just twice in the last six campaigns...he missed a total of five games in 2009-10, three with flu-like symptoms and two with a right Achilles' strain.

**PRO**

**2008-09:** The only member of the Hornets to not start at least one game, he played in 75 and averaged 8.9 points, 4.8 rebounds and 1.1 assists in 28.5 minutes per contest...he registered 29 games with 10+ points, including two 20-point performances...he had 10+ rebounds four times and had three double-doubles...recording his first double-double since 2007, he had 20 points and 10 rebounds at Toronto, 12/14...he also had 16 points and a season-high 12 boards at Philadelphia, 3/2, and 17 points with 10 rebounds against the Lakers in L.A., 2/20...he scored a season-high 24 points at Minnesota, 1/23...his 19 points against the Pacers, 12/28, included 10 in the fourth quarter to help the Hornets to a comeback win...he missed six games with a sprained left elbow and one due to an NBA-imposed suspension...**2007-08:** He averaged 7.4 points and 4.4 rebounds in 24.6 minutes per game for the Celtics...he scored in double-figures 26 times, led the team in steals in 15 games and recorded a double-double with 10 points and 10 boards vs. Toronto, 1/27...vs. Dallas, 1/31, he scored 13 points and claimed three steals, including one that gave his team the win...he scored a season-high 19 points at Charlotte, 4/5, in his first start of the year...he scored 17 points, including four 3-pt FGS, against the Clippers in L.A., 2/25...**2006-07:** Including 19 games as a starter, he appeared in 71 games for Miami, averaging 7.7 points, 5.0 rebounds, 1.3 assists, 1.00 steals and 27.0 minutes per game...missed a total of 11 games, six due to injury, four due to team conditioning requirements and one to an NBA suspension...he led the team in charges drawn (45) and ranked second in defensive rebounds (291), total rebounds (357) and steals (71)...he scored in double figures on 23 occasions, including one 20-point effort...he was the team's top scorer off the bench 17 times...he connected on 37.5 percent of his 3-pt field goal attempts, the second-highest single-season mark in his career...he scored a season-high 26 points off the bench at Washington, 12/15. **2005-06:** He started 63 of the 67 games in which he appeared for the Heat and averaged 7.2 points, 4.8 rebounds, 1.3 assists, 0.81 steals and 28.6 minutes per game...he missed 14 games due to injury and drew one DNP-CD...he established career highs in both 3-pt field goals made (117) and 3-pt field goal percentage (.403), leading the team in 3-pt field goal accuracy and ranking second in 3-pt FG made...**2004-05:** He appeared in 50 games (18 starts) with Memphis and averaged 8.1 points, 4.4 rebounds, 1.8 assists, 0.96 steals and 27.6 minutes per game...he missed 29 games due to injury, was a DNP-CD twice and missed one game for personal reasons...in 18 starts, he averaged 9.3 points, 5.4 rebounds, 2.5 assists and 32.9 minutes per contest...he scored in double figures on 20 occasions, including two 20-point efforts...he grabbed double-figure rebounds three times and posted one double-double...**2003-04:** He started all 82 games for Memphis and averaged a career-high 13.7 points on 47.8 percent shooting from the field and

#41 JAMES POSEY



## #41 JAMES POSEY

83.0 percent from the foul line...he also averaged 4.9 rebounds, 1.67 steals, 1.5 assists and 29.9 minutes per outing...he ranked sixth in the NBA in steals-per-turnover ratio (1.21) and 12th in steals per game...he established a career high in total points (1,126) and scored in double figures 56 times with 15 20-point games and four 30-point efforts...he recorded back-to-back 30-point games for the first time in his career, including a career-high 38 points at Atlanta, 3/29...he followed that up with 32 points vs. Phoenix, 4/2...in both those games, he shot 4-7 from 3-pt range and hit 14-15 FG against the Hawks...**2002-03:** He played in a career-high 83 games between Denver and Houston, averaging a combined 10.8 points, 5.1 rebounds, 2.2 assists, 1.28 steals and 30.3 minutes per game...he was the only player in the NBA to play 83 games in 2002-03...he scored in double figures on 44 occasions, hitting the 20-point plateau in 11 games...he grabbed double-figure rebounds on 10 occasions and recorded eight double-doubles with one triple-double...in just the third game of the season, he had 19 points, 14 rebounds and a career-high 10 assists at Portland, 11/2, for the first triple-double of his career...**2001-02:** He saw action in 73 games for Denver, averaging 10.7 points, a career-high 5.9 rebounds, a career-high 2.5 assists, 1.6 steals and 30.7 minutes per game...he missed nine games due to injury...he ranked 20th in the NBA in steals and his 1.56 average was the highest by a Nugget in more than 10 years (since Michael Adams's 2.23 spg in 1990-91)...he scored in double figures on 39 occasions, grabbed double-figure rebounds on nine occasions and posted seven double-doubles...he totaled a season-high 33 points and collected 11 rebounds vs. Golden State, 12/22...**2000-01:** He started all 82 games for Denver, averaging 8.1 points, 5.3 rebounds, 2.0 assists, a team-high 1.13 steals and 27.5 minutes per game...he was the only Nuggets player to appear in all 82 games...he recorded career highs in offensive rebounds (125), total rebounds (431) and blocked shots (40)...he scored in double figures on 32 occasions, including a pair of 20-point games...he grabbed double-figure rebounds on nine occasions and posted eight double-doubles...he recorded the first double-double of his career with 13 points and a career-best 19 rebounds (including a career-high 16 defensive rebounds) vs. Sacramento, 1/12...1999-00: As a rookie, he started 77 of the 81 games in which he appeared for Denver and averaged 8.2 points, 3.9 rebounds, 1.8 assists, a team-high 1.21 steals and 25.3 minutes...he was named to the NBA's All-Rookie Second Team and he led all rookies in 3-pt field goal percentage (.373)...he set a Denver rookie record with 82 3-pt FG made...he scored in double figures on 34 occasions, including five games with at least 20 points...he was selected to play in the Schick Rookie Challenge at All-Star Weekend in Oakland and helped lead the rookies to an overtime win with eight points, four rebounds, three assists and three steals...he made his NBA debut vs. Phoenix, 11/2, tallying nine points with two rebounds, one assist, one steal and one block in 20 minutes.

## PLAYOFFS

In 65 career playoff games, he has averaged 7.9 points and 4.8 rebounds per game...**2009:** Including four games in double figures, he averaged 11.4 ppg in the Hornets' five-game series with Denver...he also averaged 6.2 rpg against the Nuggets...he scored 18 points off the bench in Game 5 at Denver, 4/29...he recorded 12 points, seven rebounds, and three steals in Game 4, 4/27...he scored 13 points and grabbed nine rebounds in Game 3, 4/25...he tallied 12 points, eight rebounds, and two assists in Game 2, 4/22...in the opening game of the series, 4/19, he scored two points and snared four rebounds...**2008:** He averaged 7.4 points and 4.3 rebounds per game in the first round, as Boston held off Atlanta in seven games...in the second round vs. Cleveland, he averaged 5.1 ppg, hitting on 44 percent from the floor...in the conference finals against Detroit, he averaged 5.6 points, registering two double-digit performances, as Boston advanced to the NBA Finals...in the Finals vs. the Lakers, averaged 8.2 ppg, including an 18-point performance on 5-10 shooting in Game 4, 6/12...he also averaged 3.7 rpg on the way to his second NBA title. **2007:** He averaged 7.8 points per game in Miami's first-round loss to Chicago...he hit multiple 3-pt FG in two of the four contests and had 18 rebounds in Game 4 vs. Chicago, 4/29...**2006:** He averaged 11.8 points in the first round of the playoffs, as the Heat defeated Chicago, 4-1...he had an 18-point performance against the Bulls, 5/4, that helped clinch the series win...he did not register double-digit points in the second-round win over New Jersey or in the conference finals vs. Detroit...he averaged 7.3 ppg in the NBA Finals win over Dallas, playing 29.3 minutes per game...**2005:** He came off the bench in all four postseason games for the Grizzlies in their first-round series vs. Phoenix and averaged 9.8 points, 3.3 rebounds, 1.0 assists and 25.0 minutes per game...he ranked 12th in the NBA in 3-pt field goal percentage (.467) and 36th in free throw percentage...he scored in double figures on two occasions...he topped the Grizzlies in free throws made (10) and attempted (13) and ranked third on the team in 3-pt field goals made and attempted...he was fourth in points (39) and defensive rebounds (12)...**2004:** A starter in all four games of Memphis's first-round series with San Antonio, he averaged 12.5 points, a team-high 5.5 rebounds, 2.25 steals, 1.0 assists and 32.5 minutes per game...he set the Grizzlies' single-series postseason records for free throws made (19), free throws attempted (21) and steals (9), and also led Memphis in offensive rebounds (8) and total rebounds (22)...he scored in double figures on three occasions, including one 20-point game...he grabbed double-figure rebounds once and registered one double-double...he made his first career postseason start and NBA playoffs debut at San Antonio, 4/17, where he totaled 15 points, four rebounds, three steals and one assist in 27 minutes...he registered his first career postseason double-double with 20 points and 11 rebounds in Game 4 against the Spurs, 4/25...he recorded postseason career highs in points (20), field goals made (6) and attempted (13), free throws made (8) and attempted (8), offensive (5), defensive (6) and total (11) rebounds, assists (2), blocks (1) and minutes (38) in Game 4.

## #41 JAMES POSEY

## COLLEGE

In three seasons (95 games) at Xavier (OH), he averaged 15.3 points, 8.4 rebounds, 2.15 steals and 1.7 assists while shooting 52.7 percent from the floor, 32.9 percent from 3-pt range and 80.8 percent from the foul line... he finished his career as the 12th leading scorer in school history (1,455 points), eighth on the school's all-time rebounding list (801) and third on the all-time steals list (204)...he led the Musketeers in rebounding in each of his three seasons...he was named Honorable Mention All-America by The Associated Press as a senior in 1998-99 after averaging career highs in points (16.9 ppg), rebounds (8.9 rpg) and steals (2.83 spg)...he was named First Team All-Atlantic 10 Conference and Atlantic 10 Defensive Player of the Year in 1999, and was selected the Atlantic 10 Player of the Week the last two weeks of his senior season...he was voted the Atlantic 10 Sixth Man of the Year in both 1997-98 and 1996-97, and Second Team All-Atlantic 10 as a junior in 1997-98, after averaging 15.3 points, 8.4 rebounds and 2.1 steals...he was named the Atlantic 10 Tournament's Most Outstanding Player as a junior after averaging 18 points and 10.7 rebounds in tournament play and scoring a game-high 23 points in the championship contest.

## PERSONAL

His full name is James Mikel Mantell Posey, Jr., and he has a son, Jace Mantell Posey...the son of James Mikel Mantell Posey, Sr., and Rosetta Moore, he has an older sister, Lavon Moore...his cousin, Anthony Morgan, played wide receiver in the NFL for the Chicago Bears and Green Bay Packers...he graduated from Xavier with a degree in criminal justice and forensic science...he wore No. 41 and 42 growing up, but was given 41 at Xavier because 42 was retired for Tyrone Hill...he won a gold medal as a member of the USA Basketball Team at the 1998 Goodwill Games...in October 2009, he participated in the Hornets' Read to Achieve kickoff event at the New Orleans Children's Museum...in December 2009, he spent time with more than 1,000 senior citizens at the Hornets' annual Holiday Luncheon...during the 2008 pre-season, he participated in a Special Olympics basketball clinic in Spain as part of the Europe Live Tour, and a Feed the Children food drop in Mobile, Ala.

## STATISTICS

## REGULAR SEASON

YR	G-GS	MIN	FGM-FGA	PCT	3-POINT		FTM-FTA	PCT	OR	DR	TR	AVG	AST	PF-DQ	ST	TO	BKS	PTS	AVG
					FGM-FGA	PCT													
1999-00 DEN	81-77	2052	230-536	.429	82-220	.373	120-150	.800	85	232	317	3.9	146	207-1	98	95	33	662	8.2
2000-01 DEN	82-82	2256	243-590	.411	65-217	.300	115-141	.816	125	306	431	5.3	163	226-2	93	102	40	666	8.1
2001-02 DEN	73-63	2242	277-736	.376	67-237	.283	161-203	.793	109	320	429	5.9	180	224-3	114	127	39	782	10.7
2002-03 DEN-HOU	83-71	2517	309-752	.411	70-229	.306	205-246	.833	90	336	426	5.1	184	197-1	106	144	15	893	10.8
2003-04 MEM	82-82	2448	368-770	.478	112-290	.386	278-335	.830	92	311	403	4.9	122	248-5	137	112	40	1126	13.7
2004-05 MEM	50-18	1382	127-356	.357	55-178	.309	96-111	.865	45	174	219	4.4	88	134-0	48	69	23	405	8.1
2005-06 MIA	67-63	1913	159-395	.403	117-290	.403	48-61	.787	33	286	319	4.8	89	196-2	54	58	20	483	7.2
2006-07 MIA	71-19	1918	186-432	.431	97-259	.375	81-98	.827	66	291	357	5.0	94	193-1	71	55	23	550	7.7
2007-08 BOS	74-2	1821	173-414	.418	106-279	.380	93-115	.809	30	292	322	4.5	114	182-1	72	65	19	545	7.4
2008-09 NOH	75-0	2140	216-524	.412	116-314	.369	120-146	.822	38	324	362	4.8	82	216-1	58	79	21	668	8.9
2009-10 NOH	77-2	1731	126-345	.365	81-242	.335	66-80	.825	32	297	329	3.9	117	204-1	42	51	19	399	5.2
NBA (11)	815-479	22425	2414-5850	.413	968-2755	.351	1383-1686	.820	745	3169	3914	4.8	1379	2227-18	893	957	292	7179	8.8

## PLAYOFFS

YR	G-GS	MIN	FGM-FGA	PCT	3-POINT		FTM-FTA	PCT	OR	DR	TR	AVG	AST	PF-DQ	ST	TO	BKS	PTS	AVG
					FGM-FGA	PCT													
2003-04 MEM	4-4	130	15-37	.405	1-6	.167	19-21	.905	8	14	22	5.5	4	13-0	9	6	2	50	12.5
2004-05 MEM	4-0	100	11-25	.440	7-15	.467	10-13	.769	1	12	13	3.3	4	14-0	2	5	1	39	9.8
2005-06 MIA	22-1	606	49-114	.430	35-83	.422	27-37	.730	15	110	125	5.7	20	70-1	17	11	2	160	7.3
2006-07 MIA	4-1	138	10-26	.385	6-19	.316	5-5	1.000	1	30	31	7.8	6	18-1	8	5	5	31	7.8
2007-08 BOS	26-0	573	52-119	.437	35-88	.398	35-40	.875	12	81	93	3.6	28	61-0	26	14	8	174	6.7
2008-09 NOH	5-0	122	15-40	.375	5-19	.263	22-26	.846	5	26	31	6.2	3	12-0	3	10	0	57	11.4
NBA (6)	65-6	1671	152-361	.421	89-230	.387	118-142	.831	42	273	315	4.8	65	188-2	65	51	18	511	7.9



## #41 JAMES POSEY

## CAREER HIGHS

REGULAR SEASON	
MIN:	49, at ATL, 3/29/04
FGM:	12, vs. G.S., 12/22/01
FGA:	24, vs. LAC, 1/04/02
3-pt FGM:	7, at WAS, 12/15/06 at MIN, 1/23/09
3-pt FGA:	11, at WAS, 12/15/06 at N.Y., 4/14/08 at MIN, 1/23/09
FTM:	15, vs. MEM, 4/7/04
FTA:	18, vs. CLE, 4/7/04
OR:	7, vs. S.A., 4/5/01
DR:	16, vs. SAC, 1/12/01
TR:	19, vs. SAC, 1/12/01
AST:	10, at POR, 11/2/02
STL:	6, vs. UTA, 4/2/02 vs. G.S., 4/12/02 vs. N.J., 12/13/03
TO:	7, at TOR, 11/15/02
BLK:	4, at IND, 2/2/01 at UTA, 11/8/03
PTS:	38, at ATL, 3/29/04

PLAYOFFS	
MIN:	44, vs. DAL, 6/18/06 vs. CHI, 4/29/07
FGM:	6, at PHO, 4/27/05 at CHI, 5/4/06
FGA:	13, vs. S.A., 4/25/04 at DEN, 4/29/09
3-pt FGM:	5, at CHI, 5/4/06
3-pt FGA:	8, at LAL, 6/12/08
FTM:	8, vs. S.A., 4/25/04
FTA:	9, vs. DEN, 4/25/09
OR:	5, vs. S.A., 4/25/04
DR:	17, vs. CHI, 4/29/07
TR:	18, vs. CHI, 4/29/07
AST:	4, at CLE, 5/16/08
STL:	5, at CHI, 4/24/07
TO:	4, vs. DEN, 4/27/09
BLK:	2, vs. CHI, 4/27/07 vs. CHI, 4/29/07 vs. ATL, 5/4/08
PTS:	20, vs. S.A., 4/25/04

## IN THE REGULAR SEASON, THE LAST TIME JAMES...

## ...MISSED A GAME

due to injury: at L.A. Clippers, 3/15/10  
 due to coach's decision: vs. Philadelphia, 4/14/06  
 due to personal reasons: at Milwaukee, 4/1/05  
 due to suspension: vs. San Antonio, 3/29/09

## ...RECEIVED A TECHNICAL FOUL

at Portland, 1/25/10

## ...PLAYED 40+ MINUTES

42, at Sacramento, 11/29/09

## ...MADE 10+ FIELD GOALS

10, vs. Phoenix, 4/2/04

## ...MADE 3+ 3-PT FG

4, vs. Utah, 4/9/10

## ...GRABBED 10+ REBOUNDS

10, vs. Philadelphia, 2/5/10

## ...HAD 5+ ASSISTS

5, vs. Dallas, 3/22/10

## ...HAD 3+ STEALS

3, vs. Utah, 4/9/10

## ...BLOCKED 2+ SHOTS

2, at New Jersey, 4/3/10

## ...SCORED 20+ POINTS

24, at Minnesota, 1/23/09

## ...SCORED 30+ POINTS

35, vs. Cleveland, 4/7/04

## #12 A.J. PRICE

**POSITION:** Guard**YEARS PRO:** 1**HEIGHT:** 6-2**WEIGHT:** 185 lbs.**BIRTHDATE:** 10/7/86 in Orange, New Jersey**HIGH SCHOOL:** Amityville (Amityville, New York)**COLLEGE:** Connecticut**DRAFTED:** By Indiana, Second Round, 2009 (52nd overall)**2009-10**

Through the first 27 games, he made just eight appearances and posted 25 points with nine rebounds, four assists and just one steal...in those eight games, he averaged less than eight minutes (7.9), shot 9-29 from the floor (.310) and made 4-15 from beyond the 3-pt arc...beginning with the game vs. Atlanta, 12/26, he made appearances in 24 straight games and saw time in all but seven of the team's final 55 games...in his last 48 appearances, he more than doubled his scoring average of the first eight, registering 8.0 ppg...in those remaining 48 games, he averaged 2.1 apg and 1.6 rpg, while collecting 34 steals...in place of Earl Watson, who was out for personal reasons, he made the first two starts of his NBA career vs. Detroit, 2/5, and at Milwaukee, 2/6...in those two games, he scored 17 points, handed out eight assists and claimed six rebounds in a total of 47 minutes...including his four assists in each of those two starts, he had at least four assists in 10 games and dealt a career-high seven assists at Minnesota, 1/8...the next night at Oklahoma City, he scored a season-high 23 points on 9-15 FGS, 3-5 3-pt FGS and 2-2 FTS...he also had three assists and two steals against the Thunder...that was the middle game of a three-game streak in which he scored 10+ points in each...in those three games, he shot 17-34 FGS, 7-12 from 3-pt range and 8-8 FTS...he also scored in double figures in three straight in April (4/2-7), and his 17 points vs. Houston, 4/4, included a career-high five 3-pt FGS (5-9)...that outing was part of a nine-game stretch in which he was 20-47 from beyond the arc (.426)...for the season, he shot 60-174 (.345) from 3-pt range, ranking 12th among the league's rookies in both 3-pt field goals made and 3-pt field goal accuracy...after starting the season 3-15 from 3-pt range, he shot 57-159 from long range the rest of the campaign...he made at least three 3-pt FGS five times, including 4-4 vs. Philadelphia, 1/23, and 3-3 vs. New York, 4/7...he was 5-9 from beyond the arc in games vs. Houston, 4/4, and vs. Orlando, 4/12...he committed a total of 10 turnovers and passed out three assists in a three-game span in late January...from that point on, however, he committed more than two turnovers just two times in his remaining 31 appearances...in those 31 games, he averaged 2.0 apg and just 1.0 topg...after a three-year college career in which he shot just over 72 percent from the foul line (.724), he hit 60-75 FTS (.800) in his first NBA season.

**COLLEGE**

**2008-09:** Named one of 17 finalists for the Bob Cousy Award, given to the nation's top point guard, he was named to the All-Big East Second Team, USBWA All-District 1 First Team and Big East All-Tournament teams, after averaging 14.7 points, 3.5 rebounds and 4.7 assists per game as a senior...he had 33 points and 10 assists in Big East six-overtime quarterfinal loss to Syracuse...he had a career-best 36 points, including 8-13 shooting from three, in the win at Marquette...he had a team-high 18 points and eight assists against Pitt...he had a game-high 17 points in the win over Syracuse...he had 19 points in the rout of Providence, hitting the 1,000-point mark for his career in the contest...he had 29 points in the win over Villanova...he had a game-high 23 points in the win over Seton Hall...he had 22 points and five assists in the win at Cincinnati...he scored a team-high 16 points against Georgetown...he had 24 points and a career-best 10 assists in the win over Gonzaga, hitting the game-tying 3-pt FG with 8.5 seconds left in regulation...he had 13 points and a career-best 11 rebounds in the win over Miami in the Paradise Jam, giving him his first career double-double...he missed the Hartford game with a sprained left ankle and heel...**2007-08:** He led the squad in scoring a team-high 13 times with 10 20-plus point performances...he averaged 14.5 points per game overall (second on the team) and 16.1 in Big East play...he also led the team in assists, tallying five or more on 24 occasions and averaging 6.0 apg...he started all 33 games and was named to the U.S. Basketball Writers Association's All-America Team...a unanimous selection to the First Team All-Big East squad, he was also selected as the USBWA District Player of the Year, winning the Oscar Robertson Trophy...he played nine minutes against San Diego in the first round of the NCAA tournament before tearing his left anterior cruciate ligament...he had 24 points with a career-high five 3-pt FGS against West Virginia...he was named Big East Player of the Week (Feb. 18) after leading the Huskies to wins over DePaul and South Florida...in the overtime win over South Florida, he had a team-high 23 points and seven assists...he was named to Big East weekly honor roll (Feb. 4) after scoring 21 points with five assists against Pittsburgh, and registering a game-high 20 points with

#12 A.J. PRICE



# #12 A.J. PRICE

seven rebounds and four assists vs. Louisville...he was named to the All-Tournament team of the 2K Sports College Hoops Classic and was the MVP of the Storrs Regional for the tournament...he had 23 points in a loss to Memphis after totaling 18 points and nine assists in the win over Gardner-Webb at Madison Square Garden...he tallied 24 points on 6-10 FGS and a 10-for-12 performance from the line against Buffalo...**2006-07:** He appeared in all 31 games, starting 23 contests, and averaged 9.4 points per game with 113 assists and 37 steals to his credit in 23.9 minutes per game...he had 11 points, seven assists and six rebounds against Syracuse in the Big East tourney and he led the team at Louisville with 17 points and six rebounds...he tallied 15 points with a 10-12 performance from the charity stripe, against St. John's...he had 10 points and eight boards in win over South Florida...he scored a team-leading 17 points in a season-high 33 minutes in a win over Pepperdine...he earned a spot on the Hispanic College Fund Classic All-Tournament team after tallying a season-high 23 points against Mississippi.

## PERSONAL

His full name is Anthony Jordan Price...his father, Tony Price, was a star basketball player at the University of Pennsylvania who helped lead the Quakers to the 1979 Final Four and in so doing was named to the East Regional All-Tournament Team...he was a liberal arts major at Connecticut...he has one sister, Raven...A.J. actively participates in the Pacers' reading outreach and the Read to Achieve program...through his community ticket block, "Price is Right," he donates tickets to children across Indiana...one of the top high school guards in the country as a senior, he finished his three-year career at Amityville H.S. with 130 3-pt FG and 1,394 career points...he averaged 28.5 points and eight rebounds per game as a senior...a two-time Newsday Suffolk County Player of the Year, he led Amityville to three straight Long Island championships and state titles in his sophomore and junior seasons...he missed the 2004-05 season at UConn after a life-threatening battle beginning October 4, 2004, caused by an Arteriovenous Malformation (AVM), which led to bleeding in his brain...he underwent radiosurgery treatment in 2005 and received full medical clearance in May 2006...he was suspended by the university for the 2005-06 academic year due to violations of the University Student Code of Conduct...due to that suspension, he was not permitted to take classes during the Fall 2005 semester, but returned to classes in the Spring 2006 semester.

## STATISTICS

### REGULAR SEASON

YR	G-GS	MIN	FGM-FGA	PCT	3-POINT		FTM-FTA	PCT	OR	DR	TR	AVG	AST	PF-DQ	ST	TO	BKS	PTS	AVG
					FGM-FGA	PCT													
2009-10 IND	56-2	865	145-354	.410	60-174	.345	60-75	.800	12	76	88	1.6	106	53-0	35	59	3	410	7.3

## #12 A.J. PRICE

## CAREER HIGHS

## REGULAR SEASON

MIN:	28, vs. N.O., 1/16/10
FGM:	9, at OKC, 1/9/10
FGA:	15, at OKC, 1/9/10 at CLE, 3/17/10
3-pt FGM:	5, vs. HOU, 4/4/10 vs. ORL, 4/12/10
3-pt FGA:	9, vs. HOU, 4/4/10 vs. ORL, 4/12/10
FTM:	5, at DEN, 3/5/10
FTA:	6, at DEN, 3/5/10
OR:	2, vs. MEM, 12/30/09 at N.Y., 1/3/10
DR:	4, vs. DET, 2/5/10 at BOS, 3/12/10 at CLE, 3/17/10 vs. MIA, 4/2/10
TR:	4, five times (last: vs. MIA, 4/2/10)
AST:	7, at MIN, 1/8/10
ST:	3, vs. OKC, 3/21/10
TO:	4, at ORL, 1/20/10 at BOS, 3/12/10
BKS:	1, vs. TOR, 1/11/10 at PHO, 3/6/10 at CLE, 3/17/10
PTS:	23, at OKC, 1/9/10

## IN THE REGULAR SEASON, THE LAST TIME A.J. ...

## ...MISSED A GAME

due to injury: never  
 due to Coach's Decision: vs. Philadelphia, 3/9/10  
 due to personal reasons: never  
 due to suspension: never

## ...RECEIVED A TECHNICAL FOUL

at Milwaukee, 3/14/10

## ...PLAYED 25+ MINUTES

25, vs. Orlando, 4/12/10

## ...MADE 2+ 3-PT FG

5, vs. Orlando, 4/12/10

## ...GRABBED 3+ REBOUNDS

4, vs. Miami, 4/2/10

## ...HAD 4+ ASSISTS

4, vs. Orlando, 4/12/10

## ...HAD 1+ STEALS

1, vs. Orlando, 4/12/10

## ...SCORED 10+ POINTS

19, vs. Orlando, 4/12/10

## #15 MAGNUM ROLLE

**POSITION:** Forward-Center**YEARS PRO:** Rookie**HEIGHT:** 6-11**WEIGHT:** 235 lbs.**BIRTHDATE:** 2/23/86 in Freeport, Bahamas**COLLEGE:** Louisiana Tech**HIGH SCHOOL:** St. George's (Freeport, Bahamas)/Laurinburg Institute (Laurinburg, North Carolina)**DRAFTED:** By Oklahoma City, Second Round, 2010 (51st overall)**ACQUIRED:** From Oklahoma City, in exchange for the draft rights to Ryan Reid and cash considerations**COLLEGE**

**2009-10:** The leading rebounder and second-leading scorer for a Louisiana Tech team that was 24-11 overall and 9-7 in the Western Athletic Conference (WAC), he averaged 13.9 points and 8.4 rebounds per game...he also led the Bulldogs in blocked shots with an average of 2.1 bpg, which was best in the WAC...he led the conference in offensive rebounds with 120, ranked 12th in scoring and was third in rebounding...he was one of two Louisiana Tech players to shoot better than 50 percent from the floor, hitting 189-368 (.514), and his 189 field goals also were tops on the team...for his efforts, he was named to the Lefty Driesell all-America Defensive Team and the all-WAC Second Team...he also earned all-WAC Defensive Team honors and was named all-Louisiana Second Team...he played in 34 of the Bulldogs' 35 games, starting 33...he scored in double figures 24 times and scored at least 20 points eight times...he brought down at least 10 rebounds 15 times and had 11 double-doubles...he gathered a season-high 17 boards three times...he scored a career-high 29 points at Houston, 12/29...that was one of 11 games in which he led the team (including ties) in scoring...he was its leading rebounder in 15 games...he recorded six blocked shots against Texas-Pan American, 12/22, and finished his career fourth in blocks at Tech, despite playing just two seasons...**2008-09:** He started 30 games for the Bulldogs and averaged 12.2 points and 7.2 rebounds per contest...he was named to the WAC's All-Newcomer and All-Defensive teams...he scored in double figures 18 games while registering five double-doubles for the year...in one of his best games of the season, he scored 23 points on a perfect 11-11 shooting from the floor against Boise State while grabbing 10 rebounds (1/24)...he scored a season-high 25 points in consecutive games against Murray State (with 11 rebounds), 2/21, and against New Mexico State (with 12 rebounds), 2/26...he scored 24 points against Nevada, 3/13...in all, he led the team in scoring six times and topped the Bulldogs in rebounding 19 times...**2007-08:** By NCAA rule, he had to sit out the season after transferring from LSU to Louisiana Tech...**2006-07:** He played in 29 of 32 games as a sophomore at LSU, starting nine...he averaged 4.0 points and 4.1 rebounds per game, while shooting 43.1 percent from the field and blocking 31 shots...**2005-06:** As a freshman, he was a member of the 2006 LSU team that played in the Final Four in Indianapolis, and was a teammate of future NBA players Tyrus Thomas and Glen "Big Baby" Davis...in LSU's loss to UCLA in the national semifinals, he was the team's leading rebounder with eight, the only game in which he led the team in rebounds...he played in 33 of the team's 36 games, averaging 2.2 points, 2.5 rebounds and 8.7 minutes per game...he had 21 blocks and hit 46.2 percent of his field goal attempts.

**PERSONAL**

He graduated from Louisiana Tech with a bachelor's degree in sociology, becoming the first person in his family to earn a degree...after his senior year at St. George's High School in Freeport, Bahamas, he attended Laurinburg Institute in North Carolina...in his one season at Laurinburg, he averaged 10.1 points, 10.2 rebounds and 4.5 blocked shots per game, while helping to lead the team to a 40-0 record and the National Prep School championship...in the class of 2005, he was rated as one of the 10 best power forwards in the country by several college scouting services...at St. George's High School, he averaged 20.3 points and 13.6 rebounds per game.



#15 MAGNUM ROLLE



## #15 MAGNUM ROLLE

## COLLEGE STATISTICS

## LOUISIANA TECH

YR	G-GS	MIN	FGM-FGA	PCT	3-POINT		FTM-FTA	PCT	OR	DR	TR	AVG	AST	PF-DQ	ST	TO	BKS	PTS	AVG
					FGM-FGA	PCT													
2008-09	30-30	845	140-264	.530	1-2	.500	85-130	.654	79	136	215	7.2	30	88-3	28	68	52	366	12.2
2009-10	34-33	1035	189-368	.514	0-0	---	93-141	.660	120	166	286	8.4	28	95-2	26	67	71	471	13.9
<b>Totals</b>	<b>64-63</b>	<b>1880</b>	<b>329-632</b>	<b>.521</b>	<b>1-2</b>	<b>.500</b>	<b>178-271</b>	<b>.657</b>	<b>199</b>	<b>302</b>	<b>501</b>	<b>7.8</b>	<b>58</b>	<b>183-5</b>	<b>54</b>	<b>135</b>	<b>123</b>	<b>837</b>	<b>13.1</b>

## LSU

YR	G-GS	MIN	FGM-FGA	PCT	3-POINT		FTM-FTA	PCT	OR	DR	TR	AVG	AST	PF-DQ	ST	TO	BKS	PTS	AVG
					FGM-FGA	PCT													
2005-06	33-0	288	30-65	.462	0-0	---	11-24	.458	27	55	82	2.5	6	32-0	10	18	21	71	2.2
2006-07	29-9	485	50-116	.431	0-1	.000	15-27	.556	51	67	118	4.1	11	57-0	16	29	31	115	4.0
<b>Totals</b>	<b>62-0</b>	<b>773</b>	<b>80-182</b>	<b>.440</b>	<b>0-1</b>	<b>.000</b>	<b>26-51</b>	<b>.509</b>	<b>78</b>	<b>122</b>	<b>200</b>	<b>3.2</b>	<b>17</b>	<b>89-0</b>	<b>26</b>	<b>47</b>	<b>52</b>	<b>186</b>	<b>3.0</b>

## #25 BRANDON RUSH

**POSITION:** Guard**YEARS PRO:** 2**HEIGHT:** 6-6**WEIGHT:** 225 lbs.**BIRTHDATE:** 7/7/85 in Kansas City, Missouri**HIGH SCHOOL:** Mt. Zion Academy (Durham, North Carolina)**COLLEGE:** Kansas**DRAFTED:** By Portland, First Round, 2008 (13th overall)**ACQUIRED:** From Portland, along with Jarrett Jack and Josh McRoberts, in exchange for Ike Diogo and Jerryd Bayless, 7/9/08**2009-10**

After a very slow start in which he averaged 7.4 ppg in 38 games on less than 38 percent shooting from the floor (.376), he averaged 11.2 points per game in the last 44 and shot better than 45 percent from the floor in that span... he began the season by making 45-130 3-pt FGS (.346), but finished up very strong...in the final 44 games, he connected on 79-172 from beyond the arc (.456) and ended up ranked 15th in the NBA in 3-pt field goal accuracy with a mark of 41.1 percent, which led the team...his 124 3-pt field goals made were his most in the NBA and were third on the team...he went through the first half of the season without scoring more than 17 points in any one game and not having scored 10+ points in more than four straight games...he also did not make more than four 3-pt field goals in any of the first 41 games...he tipped off the second half of the campaign by drilling 5-8 3-pt FGS and totaling 19 points at Orlando, 1/20...that game with the Magic was the first of eight straight in double figures and he averaged 13.1 ppg in that span...in those eight games, he shot nearly 48 percent from the floor (.39-82, .476) and almost half his field goals came from 3-pt range...in those eight contests, he drained 19-39 (.487) from beyond the arc...in the latter stages of March, he had seven straight games in double figures and averaged 12.4 ppg...that span included his third (and final) 20-point game of the season at Detroit, 3/19...he scored a season-high 24 points on 9-20 FGS, 4-7 3-pt FGS and 2-3 FTS in the Pacers' win at Philadelphia, 3/9...he scored 20+ points for the first time in 2009-10 at Chicago, 2/24, where he canned 7-17 FGS, 5-9 3-pt FGS and 2-2 FTS for his 21 points...after doing so once in his rookie season, he made a career-high five 3-pt field goals three times in 2009-10...he made at least three from beyond the arc 17 times in 2009-10, 11 of which came in the second half of the season...fifth on the team with an average of 4.2 rebounds per game, he collected 10+ rebounds five times and recorded four double-doubles, which was third on the team...he claimed a career-high 12 boards in the season's final home game, vs. Orlando, 4/12...he tied a career-high with four offensive rebounds at Miami, 1/19, and vs. the Lakers, 1/27...he had no more than two offensive rebounds in the season's last 36 games...after having 66 assists as a rookie, he nearly doubled that with 112 assists in his second year...while averaging 1.4 apg on the season, he had at least three assists 17 times, including four of the first 10 games and three of the last eight...at Boston, 3/12, he led the Pacers with a career-high six assists and he topped Indiana in assists (including ties) seven times...fourth on the team with a career-high 56 steals, he had multiple thefts 14 times and collected a career-high four steals vs. Orlando, 1/5...he had more than one steal in just four of the last 30 games...second on the team in blocked shots, his 65 rejections nearly doubled the 37 blocks he had as a rookie...he rejected multiple shots 17 times, but just four times in the season's final 23 games...he helped preserve a Pacers' win over Phoenix with a career-high five blocked shots at Conseco Fieldhouse, 1/13...that was one of three games in which he had at least three blocks...he was the only Indiana player to play in all 82 games and his 64 starts ranked third on the team...in 18 games as a reserve, he averaged 7.1 ppg and shot just under 41 percent from the floor (.409)...he shot better than 47 percent from 3-pt range as a reserve, as opposed to 39.8 percent in 64 starts...as a starter, he averaged 10.1 ppg and hit 42.6 percent from the floor overall.

**PRO**

**2008-09:** Including a high of 22 points in a start vs. New Jersey, 12/23, he averaged 8.1 ppg and shot 37 percent from 3-pt range in his first 28 appearances...those 28 outings included the first five starts of his NBA career and he averaged 13.0 ppg with 6.6 rpg in those starts...he registered his first career double-double with 10 points and a career-best 11 rebounds vs. Golden State, 12/17...after that 22-point effort vs. New Jersey, it would be more than a month, and 16 appearances, before he would score in double figures again...in his 16 games between 12/26 and 2/6, he totaled 38 points and went scoreless eight times...at Washington, 2/6, he scored 11 points for his only effort of 10+ points in a span of 27 games, and 21 appearances, from 12/26 to 2/18...beginning with a 10-point outing at Minnesota, 2/20, he scored 10 or more points in 16 of his last 26 games and did so in 12 of his last 13 games...his 22-point game against the Nets, 12/23, was his only 20-point effort in his first 65 games...he scored at least 20 in five of his last 10 games, including the last three in a row...he scored a career-high 29 points at Chicago, 3/28, and matched that total in the Pacers' next game, helping to lead them to a win over Washington at

#25 BRANDON RUSH



## #25 BRANDON RUSH

Conseco Fieldhouse, 3/29...against the Wizards, he also led the Pacers with 10 rebounds, giving him his second double-double of the campaign...in the last three games of the season, he averaged 24.0 ppg on 29-51 FGS (.569), 11-18 (.611) 3-pt FGS and 3-4 FTS...he was one of only seven rookies in the NBA with 200 or more attempts (209) from 3-pt range and his 78 3-pt field goals ranked eighth among all rookies...his 37.3 percent from beyond the arc ranked seventh among rookies and was fourth on the team...he made at least three 3-pt FGS seven times, including a career-best five (5-8) vs. Detroit, 4/11, and four (4-6) in the season finale vs. Milwaukee, 4/15...his 78 3-pt FGS tied for third on the team with Jarrett Jack...after averaging just 2.3 rpg through his first 42 games, he averaged 4.1 rpg in the his final 33 appearances...in those final 33 games, he had at least five rebounds 14 times...including a career-high four twice, he averaged just under an assist a game (0.9 apg) and had multiple assists 16 times...seventh on the team with 38 steals, he collected multiple thefts eight times, including a career-high three vs. New Jersey, 12/23...fifth on the team with 37 blocked shots, he had five games with a season-best two rejections and he blocked 21 shots in his last 33 games...including the last 12 in a row, he started 19 games in his rookie season and the Pacers were 12-7 in those games...as a starter, he averaged 15.9 ppg, shot over 47 percent from the floor overall (.473) and hit 41.1 percent from beyond the 3-pt line (37-90)...he also averaged 5.4 rebounds and 1.2 assists per game in his starts...one of only three Pacers that did not miss a game due to an injury or illness, he was on the inactive list for two games (1/19, 2/3) due to coaching decisions and drew five DNP-CDs.

## COLLEGE

**2007-08:** An All-Big 12 First Team selection for the third year in a row, he led the Jayhawks in scoring for the third straight season with an average of 13.3 points and was second in rebounding with 5.1 boards per game for the national champion Jayhawks...he was named Wooden Award All-American for the second straight season and was selected to the 2008 Final Four All-Tournament team...he was chosen as the Most Outstanding Player of the 2008 Phillips 66 Big 12 Championship after leading Kansas to the title with an average of 18.7 ppg in three games...he scored a season-best 28 points vs. Texas A&M, 3/15, in the semifinals of that tournament...in the three games of the Big 12 tournament, he shot 13-22 from 3-pt range, including 6-9 in the finals against Texas, 3/16...six 3-pt FGS tied his career-high...second on the Jayhawks with a career-high 32 steals on the season, he had a season-high three thefts in the Big 12 opener at Nebraska, 1/12...**2006-07:** He started all 38 games for Kansas and led the team in scoring with a 13.8 ppg, which ranked 16th best in the Big 12...he was also among the league's top 20 in rebounding with a 5.6 rebound average, good enough for 18th in the Big 12...he ranked among the Big 12 leaders in 3-pt field goals made (11th at 1.97 per game) and minutes played (12th at 32.47 mpg)...he was an Associated Press All-American Honorable Mention selection, who averaged 14.1 points and six rebounds in Big 12 play...he had four 20-point efforts, including 21 vs. Northern Arizona, 11/11; 21 vs. Colorado, 1/17; 20 at Nebraska, 1/29; and 21 at Missouri, 2/10...he had one double-double with 14 points and 10 rebounds against Tennessee State, 11/21...he was named to the all-tournament team at the Big 12 Championship, where he averaged 14.3 ppg and 6.0 rpg in Kansas's title run...he earned NCAA West Regional All-Tournament accolades after averaging 14.5 ppg and shooting 63.9 percent from the field in four NCAA contests...**2005-06:** The first freshman in the storied history of the Kansas Jayhawks to lead his team in scoring and rebounding, he was named the Big 12 Freshman of the Year...he was the first freshman in the 10-year history of the Big 12 to be named first team all-conference and he was selected to The Sporting News All-Freshman Team...he ended the season ranked on 11 Kansas freshman records lists, including second in points scored (444) and minutes played (1,047)...a starter for Kansas in his collegiate debut against Idaho State, 11/18, he responded with 12 points and seven rebounds.

## PERSONAL

Full name is Brandon Leray Rush...his brother, Kareem, was a two-time All-Big 12 First Team selection at Missouri in 2001 and 2002 who played for the Pacers in 2007-08...his brother, JaRon, played collegiately at UCLA...Brandon is very involved with Special Olympics, volunteering and making appearances at events...he also volunteers for Best Buddies of Indiana, a program that creates opportunities for one-on-one friendships with people with intellectual and developmental disabilities...his community ticket block, "Brandon's Gold Rush," donates tickets to those who may otherwise not be able to attend Pacers games...before the 2004-05 season, he was named to USA Today's Preseason Super 25 while playing at Mount Zion Academy in Durham, N.C....he averaged 21 points, six rebounds and five assists per game at Mt. Zion...he was a two-time all-state selection in high school.

## #25 BRANDON RUSH

## STATISTICS

### REGULAR SEASON

YR	3-POINT																			
	G-GS	MIN	FGM-FGA	PCT	FGM-FGA	PCT	FTM-FTA	PCT	OR	DR	TR	AVG	AST	PF-DQ	ST	TO	BKS	PTS	AVG	
2008-09	IND	75-19	1803	243-575	.423	78-209	.373	46-66	.697	34	199	233	3.1	66	128-1	38	75	37	610	8.1
2009-10	IND	82-64	2491	297-702	.423	124-302	.411	56-89	.629	41	305	346	4.2	112	159-0	56	93	65	774	9.4
NBA (2)		157-83	42-94	540-1277	.423	202-5-11	.395	102-155	.658	75	504	579	3.7	178	287-1	94	168	102	1384	8.8

## CAREER HIGHS

### REGULAR SEASON

**MIN:** ..... 54 vs. LAC, 2ot, 12/19/08  
**FGM:** ..... 13, at CHI, 3/28/09  
                 vs. WAS, 3/29/09  
**FGA:** ..... 25, vs. WAS, 3/29/09  
**3-pt FGM:** ..... 5, vs. DET, 4/11/09  
                     at DET, 1/22/10  
                     at CHI, 2/24/10  
                     at DET, 3/23/10  
**3-pt FGA:** ..... 9, at CHI, 2/24/10  
                     at PHO, 3/6/10  
**FTM:** ..... 4, vs. ATL, 11/18/08  
                     at MIL, 12/13/08  
                     at TOR, 1/31/10  
                     at PHO, 3/6/10  
**FTA:** ..... 6, vs. LAC, 2ot, 12/19/08  
                     at BOS, 3/12/10  
**OR:** ..... 4, ORL, 11/21/08  
                     at MIA, 1/19/10  
                     vs. LAL, 1/27/10  
**DR:** ..... 10, at N.Y., 11/4/09  
                     vs. LAL, 11/25/09  
                     vs. ORL, 4/12/10  
**TR:** ..... 12, vs. ORL, 4/12/10  
**AST:** ..... 6, at BOS, 3/12/10  
**ST:** ..... 4, vs. ORL, 1/5/10  
**TO:** ..... 5, vs. N.J., 12/11/09  
**BKS:** ..... 5, vs. PHO, 1/13/10  
**PTS:** ..... 29, at CHI, 3/28/09  
                 vs. WAS, 3/29/09

**IN THE REGULAR SEASON, THE LAST TIME BRANDON...**

## ...MISSED A GAME

due to injury: never  
due to Coach's Decision: at L.A. Clippers, 3/7/09  
due to personal reasons: never  
due to suspension: never

...RECEIVED A TECHNICAL FOUL

never

...PLAYED 40+ MINUTES

40, at Cleveland, 4/9/10

...MADE 10+ FGS

10, vs. Milwaukee, 4/15/09

...ATTEMPTED 15+ FGS

15. at Cleveland, 4/9/10

...ATTEMPTED 5+ FTS

6, at Boston, 3/12/10

### ...GRABBED 2+ OFFENSIVE REBOUNDS

2, vs. Orlando, 4/12/10

### ...GRABBED 5+ DEFENSIVE REBOUNDS

10, vs. Orlando, 4/12/10

### ...GRABBED 10+ REBOUNDS

12, vs. Orlando, 4/12/10

...RECORDED 3+ ASSISTS

3. at Cleveland, 4/9/10

...SCORED 20+ POINTS

20. at Detroit, 3/23/10



**DRAFTED:** By Indiana, Second Round, 2010 (40th overall)

YR	3-POINT																	PTS	AVG
	G-GS	MIN	FGM-FGA	PCT	FGM-FGA	PCT	FTM-FTA	PCT	OR	DR	TR	AVG	AST	PF-DQ	ST	TO	BKS		
2009-10	34-32	960	162-368	.440	16-73	.219	79-119	.664	63-119	182	5.4	84	66-1	31	81	6	419	12.3	

## #6 LANCE STEPHENSON





PASSION PRIDE PACERS



PASSION PRIDE PACERS

# 2009-10 Review

## DAY-BY-DAY RESULTS

DATE	OPPONENT	RESULT	HOME	ROAD	TOTAL	PACERS HIGH SCORING	PACERS HIGH REBOUNDS	PACERS HIGH ASSISTS	ATTEND.
<b>OCTOBER</b>									
28	at Atlanta	L 109-120	0-0	0-1	0-1	Granger-31	Murphy-10	Murphy-7	17,998
30	Miami	L 83-96	0-1	0-1	0-2	Granger-22	Murphy-13	Granger-3 Head-3 Watson-3	18,165
<b>NOVEMBER</b>									
3	Denver	L 93-111	0-2	0-1	0-3	D. Jones-20	Hibbert-12	Head-3	10,627
4	at New York	W 101-89	0-2	1-1	1-3	Granger-21	Hibbert-14	Granger-4	19,273
6	Washington	W 102-86	1-2	1-1	2-3	Granger-22	Hibbert-11	D. Jones-5	14,556
11	Golden State	W 108-94	2-2	1-1	3-3	Granger-31	Granger-16	Hibbert-4	10,682
14	Boston	W 113-104	3-2	1-1	4-3	Granger-29	Rush-8	Watson-7	18,165
17	at New Jersey	W 91-83	3-2	2-1	5-3	Granger-22	Hibbert-10	D. Jones-4 Ford-4	11,332
18	New York	L 103-110	3-3	2-1	5-4	Granger-33	Hibbert-12	Ford-5	12,258
20	Cleveland	L 95-105	3-4	2-1	5-5	Granger-19	Murphy-10	Granger-5	18,165
22	at Charlotte	L 88-104	3-4	2-2	5-6	D. Jones-19	Murphy-8	Watson-5	14,730
24	at Toronto	L 112-123	3-4	2-3	5-7	Granger-36	Granger-9	Granger-5 Murphy-5 Watson-5	17,136
25	L.A. Clippers	W 86-73	4-4	2-3	6-7	D. Jones-18 Murphy-18	Murphy-11 Rush-11	Ford-6	12,356
27	Dallas	L 92-113	4-5	2-3	6-8	Granger-20	Foster-6	Ford-5	16,613
30	at Golden State	L 107-126	4-5	2-4	6-9	Granger-22 Dunleavy-22	Murphy-10	Foster-4 Murphy-4 Ford-4	16,574
<b>DECEMBER</b>									
2	at Sacramento	L 105-110	4-5	2-5	6-10	Granger-33	Foster-18	Foster-3 Murphy-3	10,021
4	at Utah	L 87-96	4-5	2-6	6-11	Granger-26	Murphy-10	Dunleavy-4 Watson-4	19,347
5	at L.A. Clippers	L 72-88	4-5	2-7	6-12	Murphy-13	Murphy-9	Watson-9	15,305
9	Portland	L 91-102	4-6	2-7	6-13	D. Jones-19	Hansbrough-11	Ford-5	11,487
11	New Jersey	W 107-91	5-6	2-7	7-13	Hansbrough-21	Murphy-12	Ford-5	12,175
12	at Washington	W 114-113	5-6	3-7	8-13	Murphy-28	Murphy-12	Watson-10	13,172
14	at Orlando	L 98-106	5-6	3-8	8-14	Dunleavy-26	Hansbrough-6 Murphy-6 Ford-6	Ford-7	17,461
16	Charlotte	W 101-98	6-6	3-8	9-14	Murphy-26	Murphy-15	Ford-13	11,888
18	at Memphis	L 94-107	6-6	3-9	9-15	Dunleavy-16 Ford-16	Murphy-8 Watson-8	D. Jones-3	13,217
19	at San Antonio	L 99-100	6-6	3-10	9-16	Murphy-21	Hibbert-7 Murphy-7	Ford-5 Watson-5	17,075
21	Milwaukee	L 81-84	6-7	3-10	9-17	Hibbert-16	Murphy-13	Ford-5	12,836
22	at Boston	L 94-103	6-7	3-11	9-18	Murphy-24	Murphy-18	D. Jones-8	18,624
26	Atlanta	L 98-110	6-8	3-11	9-19	Hansbrough-19 Head-19 Murphy-19	Murphy-12	Ford-9	15,281
27	at Miami	L 80-114	6-8	3-12	9-20	Murphy-16	Hansbrough-10	Ford-4	19,600
29	at Chicago	L 95-104	6-8	3-13	9-21	Hibbert-17	Hibbert-6	D. Jones-7	21,887
30	Memphis	L 110-121	6-9	3-13	9-22	Head-30	Hibbert-13	Watson-6	14,741
<b>JANUARY</b>									
2	Minnesota	W 122-111	7-9	3-13	10-22	Head-21 Hibbert-21	McRoberts-8 Dunleavy-8	Watson-9	12,685
3	at New York	L 89-132	7-9	3-14	10-23	Head-18	Rush-8	Hibbert-7	19,763
5	Orlando	W 97-90	8-9	3-14	11-23	Hibbert-26	Dunleavy-9	Watson-4	11,119
8	at Minnesota	L 109-116	8-9	3-15	11-24	Murphy-21	Tied with-6	Watson-7 Price-7	13,111
9	at Oklahoma City	L 102-108	8-9	3-16	11-25	Granger-25	Murphy-15	Watson-9	18,203
11	Toronto	W 105-101	9-9	3-16	12-25	Granger-23	Murphy-16	Watson-8	11,039
13	Phoenix	W 122-114	10-9	3-16	13-25	Granger-33	Murphy-14	Watson-9	10,858



## DAY-BY-DAY RESULTS

DATE	OPPONENT	RESULT	HOME	ROAD	TOTAL	PACERS HIGH SCORING	PACERS HIGH REBOUNDS	PACERS HIGH ASSISTS	ATTEND.
15	at New Jersey	W 121-105	10-9	4-16	14-25	Granger-28	Murphy-14	Watson-5 Rush-5 Price-5	13,656
16	New Orleans	L 96-101	10-10	4-16	14-26	Hibbert-27	Hibbert-10	Watson-7	13,376
19	at Miami	L 83-113	10-10	4-17	14-27	Rush-17	Murphy-12	D. Jones-5	14,986
20	at Orlando	L 98-109	10-10	4-18	14-28	Granger-25	Murphy-10	Watson-4	17,461
22	at Detroit	W 105-93	10-10	5-18	15-28	Granger-25	Murphy-11	Watson-6	15,388
23	Philadelphia	L 97-107	10-11	5-18	15-29	Granger-22	Murphy-12	Tied with-3	16,074
25	at Philadelphia	W 109-98	10-11	6-18	16-29	Granger-26	Murphy-12	Murphy-7	10,579
27	L.A. Lakers	L 96-118	10-12	6-18	16-30	Hibbert-21	Rush-11	Watson-7	18,165
29	Cleveland	L 73-94	10-13	6-18	16-31	Granger-13	Granger-10	Granger-5	18,165
31	at Toronto	L 102-117	10-13	6-19	16-32	Head-15	Murphy-8	Watson-6	16,715

## FEBRUARY

2	Toronto	W 130-115	11-13	6-19	17-32	Granger-23	Murphy-14	Watson-11	11,191
5	Detroit	W 107-83	12-13	6-19	18-32	Granger-25	Hibbert-11	Ford-5 Rush-5	14,832
6	at Milwaukee	L 81-93	12-13	6-20	18-33	Ford-20	Murphy-11	Granger-5	18,717
9	Chicago	L 101-109	12-14	6-20	18-34	Granger-27	Murphy-16	Watson-6	12,945
17	San Antonio	L 87-90	12-15	6-20	18-35	Granger-23	Murphy-16	Watson-8	14,947
19	at New Orleans	L 101-107	12-15	6-21	18-36	Granger-29	Murphy-7	Ford-6	15,644
20	at Houston	W 125-115	12-15	7-21	19-36	Granger-36	Murphy-12	Granger-4 Murphy-4	16,550
22	at Dallas	L 82-91	12-15	7-22	19-37	Ford-14	Murphy-11	Tied with-3	19,585
24	at Chicago	L 110-120	12-15	7-23	19-38	Rush-21	Granger-7 Rush-7	Granger-5	20,363
25	Milwaukee	L 110-112	12-16	7-23	19-39	Granger-21	Watson-8	Ford-5 Watson-5	14,116
27	Chicago	W 100-90	13-16	7-23	20-39	Granger-30	Granger-8	Ford-7	18,165

## MARCH

2	at L.A. Lakers	L 99-122	13-16	7-24	20-40	Murphy-17	Murphy-13	Watson-10	18,997
3	at Portland	L 79-102	13-16	7-25	20-41	Granger-30	Rush-8	Ford-5	20,623
5	at Denver	L 114-122	13-16	7-26	20-42	Granger-32	Murphy-9	McRoberts-4 Ford-4	19,155
6	at Phoenix	L 105-113	13-16	7-27	20-43	Granger-24	Murphy-16	Ford-5	18,180
9	Philadelphia	W 107-96	14-16	7-27	21-43	D. Jones-25	Hibbert-11	Watson-10	11,535
12	at Boston	L 103-122	14-16	7-28	21-44	Hibbert-23	Murphy-10	Watson-6 Rush-6	18,624
14	at Milwaukee	L 94-98	14-16	7-29	21-45	Granger-29	Murphy-13	Tied with-3	15,107
16	Charlotte	W 99-94	15-16	7-29	22-45	Granger-26	Murphy-13	Murphy-5	10,850
17	at Cleveland	L 94-99	15-16	7-30	22-46	Hibbert-20	Murphy-15	D. Jones-6 Price-6	20,562
19	Detroit	W 106-102	16-16	7-30	23-46	Granger-29	Murphy-8	Watson-11	13,583
21	Oklahoma City	W 121-101	17-16	7-30	24-46	Granger-32	Murphy-13	Watson-8	14,701
23	at Detroit	W 98-83	17-16	8-30	25-46	Granger-32	Murphy-12	Watson-13	17,109
24	Washington	W 99-82	18-16	8-30	26-46	Granger-31	Murphy-19	Watson-7	12,504
26	Utah	W 122-106	19-16	8-30	27-46	Granger-44	Murphy-9	Hibbert-6 Watson-6	15,463
28	at Atlanta	L 84-94	19-16	8-31	27-47	Murphy-21	Murphy-14	Watson-13	16,646
30	Sacramento	W 102-95	20-16	8-31	28-47	Granger-33	Murphy-13	Watson-5 Rush-5	13,339

## APRIL

2	Miami	L 96-105 (OT)	20-17	8-31	28-48	Murphy-29	Murphy-15	Watson-5	16,787
4	Houston	W 133-102	21-17	8-31	29-48	Hibbert-20	McRoberts-12 Murphy-12	Hibbert-7	14,201
7	New York	W 113-105	22-17	8-31	30-48	Granger-33	Murphy-12	Watson-6	15,330
9	at Cleveland	W 116-113	22-17	9-31	31-48	Granger-36	Murphy-11	Watson-10	20,562
10	New Jersey	W 115-102	23-17	9-31	32-48	Murphy-25	Murphy-9	Watson-6	18,165
12	Orlando	L 98-118	23-18	9-31	32-49	Price-19	Rush-12	Hibbert-4 Watson-4 Price-4	18,165
14	at Washington	L 97-98	23-18	9-32	32-50	Hibbert-29	Granger-9 Murphy-9	McRoberts-4	16,126

## FINAL STATISTICS

## REGULAR SEASON (32-50)

PLAYER	G	GS	MIN	FG	FGA	PCT	3-POINT			FT	FTA	PCT	OFF	DEF	TOT	AST	PF-DQ	STL	TO	BLK	PTS	AVG
							FG	FGA	PCT													
GRANGER	62	62	2278	488	1139	.428	158	438	.361	363	428	.848	67	275	342	171	183-3	94	157	51	1497	24.1
MURPHY	72	69	2344	384	813	.472	128	333	.384	154	193	.798	129	608	737	150	175-1	72	100	34	1050	14.6
HIBBERT	81	69	2035	387	782	.495	3	6	.500	169	224	.754	177	287	464	158	285-5	30	145	131	946	11.7
FORD	47	32	1189	186	418	.445	8	50	.160	104	135	.770	41	108	149	180	102-1	44	90	11	484	10.3
D. JONES	76	26	1892	287	623	.461	4	32	.125	198	257	.770	48	181	229	150	237-1	40	129	39	776	10.2
DUNLEAVY	67	15	1486	229	558	.410	75	236	.318	133	158	.842	25	211	236	103	105-0	38	72	15	666	9.9
RUSH	82	64	2491	297	702	.423	124	302	.411	56	89	.629	41	305	346	112	159-0	56	93	65	774	9.4
HANSBROUGH	29	1	511	81	225	.360	0	4	.000	84	113	.743	60	78	138	28	70-0	17	21	8	246	8.5
WATSON	79	52	2322	223	524	.426	53	184	.288	120	169	.710	54	186	240	399	181-0	104	175	16	619	7.8
HEAD	47	10	813	136	311	.437	37	105	.352	48	58	.828	6	74	80	72	53-0	18	54	9	357	7.6
PRICE	56	2	865	145	354	.410	60	174	.345	60	75	.800	12	76	88	106	53-0	35	59	3	410	7.3
MCROBERTS	42	3	524	76	146	.521	8	23	.348	19	38	.500	40	87	127	44	74-2	17	19	16	179	4.3
S. JONES	52	2	675	78	176	.443	0	3	.000	51	71	.718	51	93	144	32	125-3	14	40	37	207	4.0
FOSTER	16	3	255	22	46	.478	0	1	.000	5	9	.556	34	47	81	21	45-0	3	14	4	49	3.1
DIENER	4	0	25	1	6	.167	1	5	.200	0	2	.000	0	2	2	4	1-0	3	0	0	3	0.8
PACERS	82	-	19705	3020	6823	.443	659	1896	.348	1564	2019	.775	785	2618	3403	1730	1848-16	585	1232	439	8263	100.8
OPPONENTS	82	-	19705	3113	6875	.453	510	1405	.363	1774	2346	.756	969	2852	3821	1694	1709-11	654	1227	414	8510	103.8

PLAYER	SINGLE-GAME HIGHS							AVERAGE PER GAME							CAREER HIGHS (C=SET, T=TIED THIS SEASON)							
	MIN	REB	AST	ST	TO	BL	PTS	MIN	REB	AST	STL	TO	BLK	PTS	FG	FGA	FT	FTA	REB	AST	PTS	
GRANGER	47	16	6	4	7	3	44	36.7	5.5	2.8	1.52	2.5	0.82	24.1	15	28	17	17	16C	10	44C	
MURPHY	46	19	7	4	7	2	29	32.6	10.2	2.1	1.00	1.4	0.47	14.6	12C	22	12	14	22	7T	30	
HIBBERT	43	14	7	2	5	6	29	25.1	5.7	2.0	0.37	1.8	1.62	11.7	12C	19C	12C	12C	14C	7C	29C	
FORD	41	10	13	3	6	2	23	25.3	3.2	3.8	0.94	1.9	0.23	10.3	14	23	13	15	11	18	36	
D. JONES	40	12	8	3	6	4	25	24.9	3.0	2.0	0.53	1.7	0.51	10.2	11	19C	11T	15C	12C	8C	26	
DUNLEAVY	36	9	5	3	5	2	30	22.2	3.5	1.5	0.57	1.1	0.22	9.9	13	23	13	16	20	9	36	
RUSH	46	12	6	4	5	5	24	30.4	4.2	1.4	0.68	1.1	0.79	9.4	13	25	4T	6T	12C	6C	29	
HANSBROUGH	31	11	3	3	3	2	21	17.6	4.8	1.0	0.59	0.7	0.28	8.5	8C	20C	10C	10C	11C	3C	21C	
WATSON	40	10	13	6	6	2	20	29.4	3.0	5.1	1.32	2.2	0.20	7.8	11	20	8C	11	10T	16	28	
HEAD	40	7	6	2	4	1	30	17.3	1.7	1.5	0.38	1.1	0.19	7.6	10T	20	7	10	10	11	30T	
PRICE	28	4	7	3	4	1	23	15.4	1.6	1.9	0.63	1.1	0.05	7.3	9C	15C	5C	6C	4C	7C	23C	
MCROBERTS	33	12	5	2	2	3	18	12.5	3.0	1.0	0.40	0.5	0.38	4.3	8C	15C	3C	5C	12C	5T	18C	
S. JONES	32	9	4	2	4	3	13	13.0	2.8	0.6	0.27	0.8	0.71	4.0	6C	11C	8	10	10	4T	14	
FOSTER	27	18	4	2	3	2	9	15.9	5.1	1.3	0.19	0.9	0.25	3.1	9	14	11	12	18T	5	19	
DIENER	10	1	2	1	0	0	3	6.3	0.5	1.0	0.75	0.0	0.00	0.8	7	14	10	10	8	10	22	
PACERS	265	57	34	12	25	13	133	240.3	41.5	21.1	7.13	15.0	5.35	100.8	64	120	44	56	75	45	150	
OPPONENTS	265	62	33	16	23	11	132	240.3	46.6	20.7	7.98	15.0	5.05	103.8	65	126	46	59	75	43	155	



## RECORD BREAKDOWN

### RECORD VS. DIVISION/CONFERENCE

	RECORD	HOME	ROAD	OT
OVERALL .....	32-50	23-18	9-32	0-1
Atlantic .....	11-7	7-2	4-5	
Central .....	6-10	3-5	3-5	
Southeast .....	6-12	5-4	1-8	0-1
EASTERN .....	23-29	15-11	8-18	0-1
Southwest .....	2-8	1-4	1-4	
Northwest .....	3-7	3-2	0-5	
Pacific .....	4-6	4-1	0-5	
WESTERN .....	9-21	8-7	1-14	

**Head Coach:** Jim O'Brien

Overall:..... 8 Years ..286 Won.....300 Lost.....488 Pct.

W/Club:.....3 Years .. 104 Won..... 142 Lost.....423 Pct.

## WINNING & LOSING STREAKS

**OVERALL**

**LONGEST:**

Win .....	5
Loss .....	8

**LAST:**

Win ..... 4/10 vs. New Jersey, 115-102  
Loss..... 4/14 at Washington, 97-98

**HOME**

**LONGEST:**

Win .....	8
Loss.....	4

**LAST:**

Win ..... 4/10 vs. New Jersey, 115-102  
Loss..... 4/12 vs. Orlando, 98-118

## ROAD

**LONGEST:**

Win .....	2
Loss.....	9

**LAST:**

Win .....4/09 at Cleveland, 116-113  
Loss.....4/14 at Washington, 97-98

## MONTH-BY-MONTH

	WON	LOST
Oct.....	0	2
Nov.....	6	7
Dec.....	3	13
Jan.....	7	10
Feb.....	4	7
Mar.....	8	8
Apr.....	4	3

## VS. OPPONENTS

## OFFENSE

100+ ..... 26-16  
100< ..... 6-34

## DEFENSE

100+ .....	15-38
100< .....	17-12

IF OPP W/L TO DATE

.500+.....	12-34
.500-.....	20-15

## HOME ATTENDANCE

41	Games
582,295	Total
14,202	Average
18,165	High
8	Sellouts

AT START OF

	OVERALL	HOME	ROAD
--	---------	------	------

## 2ND QUARTER

Ahead:	18-11	13-4	5-7
Behind:	14-37	10-13	4-24
Tied:	0-2	0-1	0-1

## 3RD QUARTER

Ahead:	21-11	16-4	5-7
Behind:	11-39	7-14	4-25
Tied:	0-0	0-0	0-0

#### 4TH QUARTER

Ahead:.....	25-6.....	20-3.....	5-3.....
Behind:.....	5-43.....	2-15.....	3-28.....
Tied:.....	2-1.....	1-0.....	1-1.....

### FIELD GOAL PERCENTAGE

	OVERALL	HOME	ROAD
-44% .....	12-38 .....	9-15 .....	3-23 .....
45-49% .....	9-11 .....	6-3 .....	3-8 .....
50-54% .....	10-1 .....	7-0 .....	3-1 .....
55-59% .....	1-0 .....	1-0 .....	0-0 .....
+60% .....	0-0 .....	0-0 .....	0-0 .....

## MARGINS

	1	2	3	4	5	6	7	8	9	10	11	12	13	14	15	16	17	18	19	20	21	22
Won By: .....	1	2	2	1	2	3	1	2	3	2	2	1	2	4	1	2	1	2	1	2	1	2
Lost By: .....	2	1	2	1	3	2	2	4	5	4	5	2	2	1	2	2	1	2	1	2	1	2

[illegible]

## NBA FINAL STANDINGS

## EASTERN CONFERENCE

## ATLANTIC DIVISION

	W	L	PCT	GB	HOME	ROAD	LAST-10	STREAK
Boston	50	32	.610	-	24-17	26-15	3-7	Lost 2
Toronto	40	42	.488	10	25-16	15-26	5-5	Won 2
New York	29	53	.354	21	18-23	11-30	3-7	Lost 1
Philadelphia	27	55	.329	23	12-29	15-26	2-8	Lost 2
New Jersey	12	70	.146	38	8-33	4-37	3-7	Lost 3

## CENTRAL DIVISION

	W	L	PCT	GB	HOME	ROAD	LAST-10	STREAK
Cleveland	61	21	.744	-	35-6	26-15	4-6	Lost 4
Milwaukee	46	36	.561	15	28-13	18-23	6-4	Won 1
Chicago	41	41	.500	20	24-17	17-24	7-3	Won 3
<b>Indiana</b>	<b>32</b>	<b>50</b>	<b>.390</b>	<b>29</b>	<b>23-18</b>	<b>9-32</b>	<b>6-4</b>	<b>Lost 2</b>
Detroit	27	55	.329	34	17-24	10-31	4-6	Won 1

## SOUTHEAST DIVISION

	W	L	PCT	GB	HOME	ROAD	LAST-10	STREAK
Orlando	59	23	.720	-	34-7	25-16	9-1	Won 6
Atlanta	53	29	.646	6	34-7	19-22	7-3	Won 4
Miami	47	35	.573	12	24-17	23-18	9-1	Won 3
Charlotte	44	38	.537	15	31-10	13-28	6-4	Lost 1
Washington	26	56	.317	33	15-26	11-30	5-5	Won 1

## WESTERN CONFERENCE

## SOUTHWEST DIVISION

	W	L	PCT	GB	HOME	ROAD	LAST-10	STREAK
Dallas	55	27	.671	-	28-13	27-14	8-2	Won 5
San Antonio	50	32	.610	5	29-12	21-20	6-4	Lost 1
Houston	42	40	.512	13	23-18	19-22	6-4	Lost 1
Memphis	40	42	.488	15	23-18	17-24	2-8	Lost 3
New Orleans	37	45	.451	18	24-17	13-28	3-7	Won 2

## NORTHWEST DIVISION

	W	L	PCT	GB	HOME	ROAD	LAST-10	STREAK
Denver	53	29	.646	-	34-7	19-22	6-4	Lost 1
Utah	53	29	.646	-	32-9	21-20	6-4	Lost 1
Portland	50	32	.610	3	26-15	24-17	7-3	Lost 1
Oklahoma City	50	32	.610	3	27-14	23-18	6-4	Won 1
Minnesota	15	67	.183	38	10-31	5-36	1-9	Lost 7

## PACIFIC DIVISION

	W	L	PCT	GB	HOME	ROAD	LAST-10	STREAK
L.A. Lakers	57	25	.695	-	34-7	23-18	4-6	Lost 1
Phoenix	54	28	.659	3	32-9	22-19	8-2	Won 3
L.A. Clippers	29	53	.354	28	21-20	8-33	2-8	Won 1
Golden State	26	56	.317	31	18-23	8-33	6-4	Won 1
Sacramento	25	57	.305	32	18-23	7-34	1-9	Lost 3

TEAM	POINTS PER GAME		FIELD GOAL PERCENTAGE		TURNOVERS PER GAME		REBOUND PERCENTAGES			BELOW 100 PTS.	OVERTIME GAMES	DECIDED 3 PTS. OR LESS	DECIDED 10 PTS. OR MORE
	OWN	OPP.	OWN	OPP.	OWN	OPP.	OFF.	DEF.	TOT.	OWN-OPP.	W-L	W-L	W-L
Atlanta	101.7	97.0	.468	.460	12.0*	13.8	.282	.727	.504	34-52	4-3	4-6	31-9
Boston	99.2	95.6	.483	.451	14.9	15.6	.228	.738	.483	46-50	3-1	8-6	23-10
Charlotte	95.3	93.8*	.453	.448	15.7	15.3	.265	.742	.503	53-61	4-3	9-7	21-11
Chicago	97.5	99.1	.451	.442	14.3	13.3	.266	.748	.507	52-44	5-2	7-5	15-21
Cleveland	102.1	95.6	.485	.442	13.9	12.7	.251	.772	.511	32-57	2-2	7-8	32-5
Dallas	102.0	99.3	.464	.457	12.9	14.6	.243	.737	.490	40-42	5-3	9-2	21-14
Denver	106.5	102.4	.468	.456	13.9	15.1	.261	.724	.493	30-33	4-0	9-4	29-13
Detroit	94.0	99.1	.445	.480	13.4	14.3	.303	.734	.518	60-47	3-1	4-1	7-29
Golden State	108.8	112.4	.469	.485	14.7	17.6*	.209	.685	.447	20-9	0-2	2-8	14-28
Houston	102.4	102.7	.447	.475	14.5	14.7	.269	.738	.504	31-37	4-3	5-5	17-15
Indiana	100.8	103.8	.443	.453	15.0	15.0	.216	.730	.473	40-29	0-1	3-5	20-28
L.A. Clippers	95.7	102.1	.455	.470	15.7	12.9	.271	.740	.506	56-36	1-0	5-3	12-35
L.A. Lakers	101.7	97.0	.457	.446	13.4	14.1	.276	.744	.510	37-51	4-1	11-7	27-13
Memphis	102.5	104.0	.469	.478	15.2	14.2	.313*	.733	.523*	34-29	3-5	6-4	17-26
Miami	96.5	94.2	.458	.439	13.2	14.4	.261	.749	.505	50-53	4-2	7-3	27-18
Milwaukee	97.7	96.0	.436	.451	13.2	15.3	.262	.764	.513	53-48	4-6	7-12	19-17
Minnesota	98.2	107.8	.449	.480	16.3	14.3	.267	.736	.502	46-25	1-1	3-9	4-39
New Jersey	92.4	101.5	.429	.481	14.4	14.0	.251	.718	.484	64-38	1-1	1-7	5-44
New Orleans	100.2	102.7	.464	.483	13.5	14.4	.248	.738	.493	43-35	3-3	6-3	5-24
New York	102.1	105.9	.455	.486	14.0	14.4	.235	.721	.478	40-26	2-5	4-6	10-28
Oklahoma City	101.5	98.0	.462	.448	15.0	15.1	.286	.736	.511	39-44	1-4	7-11	25-9
Orlando	102.8	95.3	.470	.438*	14.1	12.8	.246	.774*	.510	35-57	2-0	3-4	39-6
Philadelphia	97.7	101.6	.460	.472	14.5	14.5	.276	.732	.504	48-38	2-3	6-8	15-26
Phoenix	110.2*	105.3	.492*	.452	14.8	13.0	.276	.708	.492	12-20	1-1	5-4	31-10
Portland	98.1	94.8	.461	.464	12.3	13.5	.282	.748	.515	45-58	1-5	6-3	24-13
Sacramento	100.0	104.4	.456	.469	15.0	13.7	.278	.735	.506	36-29	2-4	6-7	10-27
San Antonio	101.4	96.3	.473	.452	13.6	12.6	.268	.763	.515	39-55	1-3	6-4	34-9
Toronto	104.1	105.9	.482	.468	13.4	12.7	.247	.729	.488	24-24	2-2	6-5	19-24
Utah	104.2	98.9	.491	.449	15.2	15.1	.268	.756	.512	26-46	3-0	5-3	32-14
Washington	96.2	101.0	.449	.463	14.9	13.6	.276	.724	.500	51-43	0-5	5-12	11-31

COMPOSITE: 2460 games

100.4	.461	14.2	.263	.737	1216-1216	72	172	596
-------	------	------	------	------	-----------	----	-----	-----

\* - League Leader

## REBOUND PERCENTAGES

OFF. - Percentage of a given team's missed shots which that team rebounds.

DEF. - Percentage of opponents' missed shots which a given team rebounds.

TOT. - Average of offensive and defensive rebound percentages.

## NBA FINAL STATISTICAL LEADERS

## SCORING AVERAGE

	G	FG	FT	PTS	AVG
Durant, OKC	82	794	756	2472	30.1
James, Cle.	76	768	593	2258	29.7
Anthony, Den.	69	688	508	1943	28.2
Bryant, LA-L	73	716	439	1970	27.0
Wade, Mia.	77	719	534	2045	26.6
Ellis, G.S.	64	631	292	1631	25.5
Nowitzki, Dal.	81	720	536	2027	25.0
<b>Granger, Ind.</b>	<b>62</b>	<b>488</b>	<b>363</b>	<b>1497</b>	<b>24.1</b>
Bosh, Tor.	70	600	470	1678	24.0
Stoudemire, Pho.	82	704	487	1896	23.1
Johnson, Atl.	76	635	220	1619	21.3
Rose, Chi.	78	672	259	1619	20.8
Randolph, Mem.	81	652	362	1681	20.8
Jackson, G.S.-Cha.	81	600	338	1667	20.6
Lee, N.Y.	81	686	268	1640	20.2
Evans, Sac.	72	533	348	1450	20.1
Maggette, G.S.	70	457	460	1387	19.8
Gay, Mem.	80	600	301	1567	19.6
Brooks, Hou.	82	575	245	1604	19.6
Billups, Den.	73	402	466	1427	19.5
Boozer, Utah	78	617	285	1519	19.5
West, N.O.	81	619	296	1541	19.0
Lopez, N.J.	82	563	416	1542	18.8
Williams, Utah	76	494	335	1419	18.7
Kaman, LA-C	76	589	230	1408	18.5
Howard, Orl.	82	510	483	1503	18.3
Pierce, Bos.	71	409	369	1296	18.3
Wallace, Cha.	76	456	422	1386	18.2
Crawford, Atl.	79	496	270	1425	18.0
Duncan, S.A.	78	561	271	1395	17.9
Aldridge, Por.	78	579	230	1393	17.9
Harrington, N.Y.	72	448	240	1276	17.7
Deng, Chi.	70	473	252	1230	17.6
Curry, G.S.	80	528	177	1399	17.5
Mayo, Mem.	82	542	212	1432	17.5
Bargnani, Tor.	80	537	181	1376	17.2
Jefferson, Min.	76	560	181	1301	17.1
Iguodala, Phi.	82	496	315	1401	17.1
Landry, Hou.-Sac.	80	499	344	1343	16.8
Stuckey, Det.	73	449	299	1215	16.6

## REBOUNDS PER GAME

	G	OFF	DEF	TOT	AVG
Howard, Orl.	82	284	798	1082	13.2
Camby, LA-C-Por.	74	249	622	871	11.8
Randolph, Mem.	81	330	620	950	11.7
Lee, N.Y.	81	228	721	949	11.7
Boozer, Utah	78	181	693	874	11.2
Bosh, Tor.	70	205	554	759	10.8
Murphy, Ind.	72	129	608	737	10.2
Duncan, S.A.	78	221	567	788	10.1
Wallace, Cha.	76	150	612	762	10.0
Horford, Atl.	81	236	563	799	9.9
Odom, LA-L	82	184	618	802	9.8
Dalembert, Phi.	82	239	545	784	9.6
Haywood, Was.-Dal.	77	278	437	715	9.3
Kaman, LA-C	76	184	520	704	9.3
Jefferson, Min.	76	180	523	703	9.3
Okafor, N.O.	82	251	491	742	9.0
Stoudemire, Pho.	82	230	502	732	8.9
Jos. Smith, Atl.	81	223	482	705	8.7
Lopez, N.J.	82	270	439	709	8.6
Scola, Hou.	82	175	530	705	8.6
Thompson, Sac.	75	224	413	637	8.5
Haslem, Mia.	78	167	462	629	8.1
Aldridge, Por.	78	192	435	627	8.0
Gooden, Dal.-Was.-LA	70	207	335	542	7.7
Nowitzki, Dal.	81	80	540	620	7.7
Nene, Den.	82	166	461	627	7.6
Perkins, Bos.	78	155	440	595	7.6
Varejao, Cle.	76	189	389	578	7.6
Durant, OKC.	82	105	518	623	7.6
West, N.O.	81	164	441	605	7.5
Gibson, Chi.	82	226	385	611	7.5
Deng, Chi.	70	131	381	512	7.3
James, Cle.	76	71	483	554	7.3
Okur, Utah	73	132	383	515	7.1
O'Neal, Mia.	70	124	362	486	6.9
Millsap, Utah	82	186	373	559	6.8
Iguodala, Phi.	82	82	447	529	6.5
Blair, S.A.	82	200	326	526	6.4
Beasley, Mia.	78	123	375	498	6.4
Ilyasova, Mil.	81	157	360	517	6.4

## ASSISTS PER GAME

	G	AST	AVG
Nash, Pho.	81	892	11.0
Paul, N.O.	45	480	10.7
Williams, Utah	76	798	10.5
Rondo, Bos.	81	794	9.8
Kidd, Dal.	80	724	9.1
James, Cle.	76	651	8.6
B. Davis, LA-C	75	598	8.0
Westbrook, OKC	82	652	8.0
Harris, N.J.	64	423	6.6
Wade, Mia.	77	501	6.5
Rose, Chi.	78	469	6.0
Calderon, Tor.	68	404	5.9
Curry, G.S.	80	472	5.9
Iguodala, Phi.	82	472	5.8
Evans, Sac.	72	414	5.8
Jennings, Mil.	82	470	5.7
Collison, N.O.	76	432	5.7
Billups, Den.	73	409	5.6
Felton, Cha.	80	446	5.6
Miller, Por.	82	445	5.4

## FIELD GOAL PCT.

	FG	FGA	PCT
Howard, Orl.	510	834	.612
Perkins, Bos.	314	522	.602
Nene, Den.	421	717	.587
Gasol, Mem.	378	651	.581
Bynum, LA-L	392	688	.570
Boozer, Utah	617	1098	.562
Stoudemire, Pho.	704	1264	.557
Horford, Atl.	467	847	.551
Lee, N.Y.	686	1258	.545
Millsap, Utah	385	716	.538
Landry, Hou.-Sac.	499	931	.536
Gasol, LA-L	452	844	.536
Okafor, N.O.	348	656	.530
O'Neal, Mia.	394	745	.529
Garnett, Bos.	402	772	.521
Bogut, Mil.	473	910	.520
Duncan, S.A.	561	1082	.518
Bosh, Tor.	600	1158	.518
Maggette, G.S.	457	886	.516
Scola, Hou.	560	1090	.514

## 3-PT FIELD GOAL PCT.

	3FG	3GA	PCT
Korver, Utah	59	110	.536
Miller, Was.	82	171	.480
Gibson, Chi.	71	149	.477
Dudley, Pho.	120	262	.458
Morrow, G.S.	140	307	.456
Frye, Pho.	172	392	.439
Curry, G.S.	166	380	.437
Afflalo, Den.	108	249	.434
M. Williams, Cle.	159	371	.429
Nash, Pho.	124	291	.426
Kidd, Dal.	176	414	.425
Pierce, Bos.	109	263	.414
Parker, Cle.	108	261	.414
Jack, Tor.	82	199	.412
<b>Rush, Ind.</b>	<b>124</b>	<b>302</b>	<b>.411</b>
Young, Was.	69	170	.406
Redick, Orl.	111	274	.405
Hill, S.A.	75	188	.399
Brooks, Hou.	209	525	.398
Calderon, Tor.	68	171	.398

## NBA FINAL STATISTICAL LEADERS

## FREE THROW PCT.

	FT	FTA	PCT
Nash, Pho.	211	225	.938
Nowitzki, Dal.	536	586	.915
R. Allen, Bos.	231	253	.913
Billups, Den.	466	512	.910
Ridnour, Mil.	127	140	.907
Durant, OKC	756	840	.900
M. Williams, Cle.	177	198	.894
Foye, Was.	129	145	.890
Curry, G.S.	177	200	.885
Martin, Sac.-Hou.	298	340	.876
Ginobili, S.A.	309	355	.870
Lee, N.J.	133	153	.869
Terry, Dal.	232	268	.866
West, N.O.	296	342	.865
Gooden, Dal.-Was.-LA	186	216	.861
Gordon, Det.	198	230	.861
Redick, Orl.	191	222	.860
Crawford, Atl.	270	315	.857
Pierce, Bos.	369	433	.852
Collison, N.O.	148	174	.851

## BLOCKS PER GAME

	G	BLK	AVG
Howard, Orl.	82	228	2.78
Bogut, Mil.	69	175	2.54
Jos. Smith, Atl.	81	173	2.14
Haywood, Was.-Dal.	77	158	2.05
Camby, LA-C-Por.	74	146	1.97
Andersen, Den.	76	143	1.88
Dalembert, Phi.	82	151	1.84
Gasol, LA-L	65	113	1.74
Lopez, N.J.	82	139	1.70
Perkins, Bos.	78	132	1.69
McGee, Was.	60	101	1.68
<b>Hibbert, Ind.</b>	<b>81</b>	<b>131</b>	<b>1.62</b>
Gasol, Mem.	69	109	1.58
Noah, Chi.	64	100	1.56
Okafor, N.O.	82	127	1.55
Duncan, S.A.	78	117	1.50
Bargnani, Tor.	80	111	1.39
Anthony, Mia.	80	109	1.36
O'Neal, Mia.	70	95	1.36
Ibaka, OKC.	73	97	1.33

## ASSISTS PER TURNOVER

	AST	TO	RATIO
Paul, N.O.	480	112	4.29
Arroyo, Mia.	225	54	4.17
Calderon, Tor.	404	99	4.08
Kidd, Dal.	724	195	3.71
Bibby, Atl.	310	90	3.44
Duhon, N.Y.	378	110	3.44
Williams, Orl.	298	87	3.43
Rondo, Bos.	794	246	3.23
Williams, Utah	798	252	3.17
Maynor, Utah-OKC	266	85	3.13
Ridnour, Mil.	324	106	3.06
Nash, Pho.	892	295	3.02
Blake, Por.-LA-C	380	128	2.97
Hinrich, Chi.	330	113	2.92
B. Davis, LA-C	598	211	2.83
Udrih, Sac.	372	136	2.74
Terry, Dal.	292	109	2.68
Felton, Cha.	446	168	2.65
Lowry, Hou.	305	116	2.63
Fisher, LA-L	201	78	2.58

## STEALS PER GAME

	G	STL	AVG
Rondo, Bos.	81	189	2.33
Ellis, G.S.	64	143	2.23
Curry, G.S.	80	152	1.90
Wade, Mia.	77	142	1.84
Kidd, Dal.	80	145	1.81
Ariza, Hou.	72	126	1.75
Iguodala, Phi.	82	141	1.72
B. Davis, LA-C	75	126	1.68
James, Cle.	76	125	1.64
Jackson, G.S.-Cha.	81	132	1.63
Jos. Smith, Atl.	81	130	1.60
Butler, Was.-Dal.	74	116	1.57
Bryant, LA-L	73	113	1.55
Wallace, Cha.	76	117	1.54
Felton, Cha.	80	123	1.54
Evans, Sac.	72	109	1.51
Gay, Mem.	80	118	1.48
Brewer, Min.	82	117	1.43
Nene, Den.	82	115	1.40
Stuckey, Det.	73	101	1.38

## MINUTES PER GAME

	G	MIN	AVG
Ellis, G.S.	64	2647	41.4
Wallace, Cha.	76	3119	41.0
Gay, Mem.	80	3175	39.7
Durant, OKC	82	3239	39.5
James, Cle.	76	2966	39.0
Iguodala, Phi.	82	3193	38.9
Bryant, LA-L	73	2835	38.8
Jackson, G.S.-Cha.	81	3129	38.6
Anthony, Den.	69	2634	38.2
Johnson, Atl.	76	2886	38.0
Mayo, Mem.	82	3113	38.0
Deng, Chi.	70	2651	37.9
Randolph, Mem.	81	3051	37.7
Butler, Was.-Dal.	74	2784	37.6
Nowitzki, Dal.	81	3039	37.5
Aldridge, Por.	78	2922	37.5
Lee, N.Y.	81	3019	37.3
Roy, Por.	65	2419	37.2
Evans, Sac.	72	2677	37.2
Green, OKC	82	3043	37.1

## STEALS PER TURNOVER

	STL	TO	RATIO
Brewer, Utah-Mem.	91	53	1.72
Watson, G.S.	103	69	1.49
Wallace, Det.	86	64	1.34
Lee, N.J.	93	76	1.22
Fisher, LA-L	90	78	1.15
Sefolosha, OKC	97	90	1.08
Kirilenko, Utah	83	79	1.05
Camby, LA-C-Por.	95	91	1.04
Nene, Den.	115	125	0.92
Artest, LA-L	106	121	0.88
Terry, Dal.	94	109	0.86
Paul, N.O.	96	112	0.86
Salmons, Chi.-Mil.	99	123	0.80
Ariza, Hou.	126	161	0.78
Green, OKC	104	135	0.77
Rondo, Bos.	189	246	0.77
Hinrich, Chi.	85	113	0.75
Kidd, Dal.	145	195	0.74
Chalmers, Mia.	91	123	0.74
Felton, Cha.	123	168	0.73



PASSION PRIDE PACERS

*Opponents*

## ATLANTA HAWKS



LARRY DREW

### COACHING STAFF

#### HEAD COACH

Larry Drew

#### COLLEGE

Missouri

#### PRO COACHING RECORD

w/Atlanta: entering 1st season

Overall: same

#### ASSISTANT COACHES

Lester Conner

Bob Bender

Kenny Gattison

Tyrone Hill

#### HEAD ATHLETIC TRAINER

Wally Blase

#### ASSISTANT COACH/ PLAYER PERFORMANCE

Pete Radulovic

### TEAM DIRECTORY

#### ADDRESS

Atlanta Hawks  
Centennial Tower  
101 Marietta Street, Suite 1900  
Atlanta, GA 30303  
(404) 878-3800  
www.hawks.com

#### OWNERSHIP

Bruce Levenson, Michael Gearon,  
Steven Belkin, Ed Peskowitz,  
Rutherford Seydel, Todd Foreman,  
Felix Riccio, Michael Gearon Sr.,  
Beau Turner

#### GENERAL MANAGER

Rick Sund

#### ASSISTANT GENERAL MANAGERS

David Pendergraft, Scott Wilkinson

#### VICE PRESIDENT OF PUBLIC

##### RELATIONS

Arthur Triche

#### DIRECTOR OF PUBLIC RELATIONS

Jon Steinberg

#### SENIOR MANAGER OF PUBLIC

##### RELATIONS

Jason Roose

#### TEAM COLORS

Red, White and Blue

#### HOME COURT

Philips Arena  
(18,729, opened 1999)

#### FRANCHISE HISTORY

Tri-Cities Blackhawks, 1949-51  
Milwaukee Hawks, 1951-55  
St. Louis Hawks, 1955-68  
Atlanta Hawks, 1968-69 to present

#### RADIO

99X (97.9 FM)

Steve Holman

#### TELEVISION

Fox Sports South/SportSouth  
Bob Rathbun, Dominique Wilkins and  
James Verrett

### 2009-10 RECAP

RECORD: 53-29

SOUTHEAST DIVISION: 8-8

EASTERN CONFERENCE: 32-20

HOME: 34-7

ROAD: 19-22

FINISH: 2nd in division; 3rd in conference

PLAYOFFS: Defeated Milwaukee, 4-3, First Round;  
lost to Orlando, 4-0, Eastern Conference Semifinals

### 2010-11 VS. PACERS

11/16 at Conseco Fieldhouse ..... 7:00 p.m. 1/8 at Philips Arena ..... 7:00 p.m.

12/11 at Philips Arena ..... 7:00 p.m. 4/8 at Conseco Fieldhouse ..... 7:00 p.m.

### PACERS CAREER STATISTICS VS. ATLANTA

NAME	GP	MIN	3-POINT			FTM-FTA	PCT	OR	DR	TR	AVG	AST	PF-DQ	STL	TO	BKS	PTS	AVG
			FGM-FGA	PCT														
COLLISON (TOT)	2	60	12-24	.500	2-3	.667	6-6	1.000	0	2	2	2.0	15	2-0	2	9	0	32 16.0
DUNLEAVY (IND)	7	222	35-60	.583	12-25	.480	21-27	.778	4	37	41	5.9	17	18-1	7	14	0	103 14.7
DUNLEAVY (TOT)	15	477	78-153	.510	31-57	.544	43-55	.782	21	73	94	6.3	40	31-1	19	28	2	230 15.3
FORD (IND)	6	155	28-67	.418	0-4	.000	9-11	.818	4	15	19	3.2	24	12-0	6	7	1	65 10.8
FORD (TOT)	17	485	90-187	.481	4-12	.333	32-40	.800	15	41	56	3.3	120	37-1	17	38	1	216 12.7
FOSTER	32	699	65-128	.508	1-4	.250	44-70	.629	84	153	237	7.4	38	84-1	25	32	13	175 5.5
GRANGER	16	495	93-198	.470	26-65	.400	64-88	.727	23	62	85	5.3	20	53-0	15	29	20	276 17.3
HANSBROUGH	1	31	7-20	.350	0-0	—	5-6	.833	5	6	11	11.0	0	3-0	1	3	0	19 19.0
HIBBERT	6	134	18-47	.383	0-0	—	13-16	.813	15	15	30	5.0	8	14-0	1	7	2	49 8.2
D. JONES (IND)	3	65	6-19	.316	0-1	.000	11-11	1.000	2	4	6	2.0	2	9-0	1	7	0	23 7.7
D. JONES (TOT)	10	186	22-49	.449	2-6	.333	17-20	.850	5	13	18	1.8	6	17-0	3	11	1	63 6.3
S. JONES	3	50	6-14	.429	0-1	.000	3-4	.750	7	9	16	5.3	3	7-0	0	1	3	15 5.0
McROBERTS	3	17	0-2	.000	0-0	—	0-0	—	1	2	3	1.0	1	2-0	0	1	0	0 0.0
POSEY (TOT)	26	666	76-166	.458	21-63	.333	57-65	.877	21	86	107	4.1	43	62-0	20	29	11	230 8.8
PRICE	2	17	4-8	.500	1-3	.333	2-2	1.000	1	2	3	1.5	0	0-0	2	2	0	11 5.5
RUSH	7	178	20-46	.435	9-17	.529	6-6	1.000	3	15	18	2.6	8	15-0	2	13	3	55 7.9



## ATLANTA HAWKS

## SERIES SCORES

DATE	IND-ATL	DATE	IND-ATL	DATE	IND-ATL
*11/24/76	W 115-93	12/23/88	L 114-131	*12/12/03	W 103-92
1/6/77	W 103-95	*1/4/89	W 116-113	*1/14/04	W 85-78
*3/25/77	W 103-95	2/23/89	L 97-100	1/19/04	W 100-97
4/2/77	W 106-99	*4/2/89	L 109-132	*11/17/04	W 93-86
*12/21/77	W 109-98	*4/18/89	L 114-121	12/14/04	W 108-97 OT
12/28/77	L 92-99	11/3/89	W 126-103	2/5/05	W 84-79
1/21/78	L 100-111	*12/30/89	W 105-98	*11/25/05	L 85-87
*2/2/78	L 105-107	*2/21/90	W 123-96	1/23/06	L 94-104
*10/13/78	W 117-104	*2/28/90	L 99-102	*2/24/06	L 112-117
12/13/78	L 101-117	3/16/90	L 104-106	3/29/06	L 93-94
*1/7/79	W 112-97	11/3/90	L 120-121	12/22/06	W 100-90
1/23/79	W 110-107	1/4/91	L 96-111	*1/9/07	W 91-72
*10/13/79	W 115-101	*1/15/91	L 106-117	*3/17/07	W 113-90
10/18/79	L 85-115	*3/26/91	W 123-113	4/17/07	L 102-118
*12/22/79	W 130-110	4/6/91	L 110-137	12/26/07	L 95-107
2/27/80	L 111-116	12/17/91	L 113-117	*1/4/08	W 113-91
*3/7/80	L 94-99	*1/11/92	W 138-115	*4/8/08	W 112-98
3/16/80	L 90-95	*1/31/92	W 115-106 OT	*11/18/08	W 113-96
10/21/80	W 121-116	3/6/92	W 115-113 OT	*12/30/08	L 104-110
*10/24/80	W 104-97	*4/1/92	W 137-117	3/13/09	L 87-101
*11/26/80	W 110-89	12/1/92	L 107-119	4/10/09	L 118-122
1/2/81	W 109-106	*12/4/92	W 122-106	10/28/09	L 109-120
*2/18/81	L 96-99	*3/4/93	W 136-111	*12/26/09	L 98-110
3/26/81	W 115-107	4/20/93	L 102-111	3/28/10	L 84-94
11/21/81	L 100-107	11/5/93	L 110-116		
*12/22/81	W 92-88	12/16/93	W 99-81		
3/13/82	L 90-110	*1/15/94	W 94-91		
*3/26/82	L 87-100	3/5/94	L 88-90		
*4/15/82	W 108-102	*3/18/94	L 78-81		
4/16/82	L 91-109	11/4/94	W 94-92		
11/27/82	L 98-117	*12/14/94	W 81-79		
*12/15/82	L 101-107	*1/20/95	W 99-89		
*2/27/83	L 107-125	4/7/95	L 90-102		
3/1/83	L 106-109	*4/23/95	W 103-87		
*3/22/83	L 102-111	11/3/95	W 111-106		
4/2/83	L 99-109	1/17/96	L 93-102		
11/22/83	L 93-104	*1/30/96	W 107-90		
*12/9/83	W 110-104	*4/8/96	W 97-95		
*1/2/84	W 96-86	2/19/97	L 87-100		
1/13/84	L 108-117	*3/12/97	W 92-82		
4/7/84	L 103-122	3/19/97	L 95-107		
*4/11/84	L 111-114	*4/11/97	L 92-104		
11/17/84	L 108-118	*11/12/97	L 86-89		
*12/10/84	L 98-104	2/14/98	W 96-92		
*1/15/85	L 113-120	4/9/98	W 105-102 OT		
*1/29/85	L 106-115	*4/15/98	W 82-70		
*3/27/85	L 99-125	3/16/99	L 79-85		
4/13/85	L 117-122	3/24/99	L 102-103		
*12/13/85	W 109-89	*3/29/99	L 82-83		
1/28/86	L 92-123	4/30/99	W 92-90 OT		
*2/6/86	L 85-100	*11/19/99	L 99-105		
2/21/86	L 98-106	12/29/99	W 116-89		
*3/28/86	L 92-100	3/15/00	W 113-107		
4/12/86	L 91-108	*4/19/00	W 111-92		
*12/5/86	W 119-113	12/23/00	L 87-91		
1/27/87	L 98-114	*1/18/01	W 84-76		
2/20/87	W 107-105	*3/16/01	W 103-97		
*3/3/87	L 108-109	3/29/01	L 93-104		
3/28/87	W 120-114	*11/20/01	W 106-102		
*4/13/87	L 101-102	12/18/01	W 103-100		
*11/27/87	W 88-86	*3/17/02	W 85-68		
12/15/87	L 91-93	4/4/02	L 94-95		
2/23/88	L 111-131	*12/23/02	W 112-97		
*2/26/88	L 101-116	*2/14/03	W 98-97 OT		
*4/4/88	L 100-102	2/16/03	L 86-99		
4/20/88	W 116-98	3/22/03	L 89-92		
11/8/88	L 107-112	11/1/03	W 103-99 OT		

## SERIES RECORD

## OVERALL

Indiana 73 wins  
Atlanta 85 wins

## AT INDIANA

Indiana 48 wins  
Atlanta 31 wins

## AT ATLANTA

Indiana 25 wins  
Atlanta 53 wins

## AT NEW ORLEANS

Indiana 0 wins  
Atlanta 1 win

## PLAYOFFS

Indiana 10 wins  
Atlanta 8 wins

## SERIES HIGHS

## POINTS

**Pacers:** 42, Butch Carter, 4/11/84  
**Hawks:** 43, Dominique Wilkins, 2/23/88

## REBOUNDS

**Pacers:** 20, Dale Davis, 1/30/96  
**Hawks:** 24, Dikembe Mutombo, 4/9/98

## ASSISTS

**Pacers:** 15, Detlef Schrempf, 1/11/92  
Pooh Richardson, 11/5/93  
**Hawks:** 16, Eddie Johnson, 4/13/85  
Doc Rivers, 4/13/87

## LARGEST WIN MARGINS

## PACERS' LARGEST WIN VS. HAWKS

27 123-96, at Market Square Arena, 2/21/90  
116-89, at Philips Arena, 12/29/99

## HAWKS' LARGEST WIN VS. PACERS

31 123-92, at The Omni, 1/28/86



## BOSTON CELTICS



GLENN "DOC" RIVERS

### COACHING STAFF

#### HEAD COACH

Glenn "Doc" Rivers

#### COLLEGE

Marquette

#### PRO COACHING RECORD

**w/Boston:** entering 7th season,  
280-212 (.569)

**Overall:** entering 12th season,  
451-380 (.543)

#### ASSISTANT COACHES

Kevin Eastman  
Lawrence Frank  
Armond Hill  
Clifford Ray  
Mike Longabardi

#### ATHLETIC TRAINER

Ed Lacerte

#### STRENGTH & CONDITIONING COACH

Brian D. Doo

### TEAM DIRECTORY

#### ADDRESS

226 Causeway St.  
4th Floor  
Boston, MA 02114  
(617) 854-8000  
Fax: (617) 523-5949  
www.celtics.com

#### CEO & MANAGING PARTNER

Wyc Grousbeck

#### PRESIDENT

Rich Gotham

#### PRESIDENT OF BASKETBALL OPERATIONS

Danny Ainge

#### VICE PRESIDENT, MEDIA SERVICES/ ALUMNI RELATIONS

Jeff Twiss

#### DIRECTOR OF PUBLIC RELATIONS

Heather Walker

#### MEDIA RELATIONS COORDINATOR

Brian Olive

#### TEAM COLORS

Green, Gold, Beige, Brown, Black  
and White

#### HOME COURT

TD Garden  
(18,624; opened 1995)

#### FRANCHISE HISTORY

Boston Celtics, 1946-47 to present

#### RADIO

WEEI-AM (850)  
Sean Grande and Cedric Maxwell

#### TELEVISION

Comcast SportsNet  
Mike Gorman, Tom Heinsohn and  
Greg Dickerson

### 2009-10 RECAP

**RECORD:** 50-32

**ATLANTIC DIVISION:** 13-3

**EASTERN CONFERENCE:** 33-19

**HOME:** 24-17

**ROAD:** 26-15

**FINISH:** 1st in division; 4th in conference

**PLAYOFFS:** Defeated Miami, 4-1, First Round;  
Defeated Cleveland, 4-2, Eastern Conference Semifinals;  
Defeated Orlando, 4-2, Eastern Conference Finals;  
Lost to L.A. Lakers 4-3, NBA Finals

### 2010-11 VS. PACERS

12/19 at TD Garden ..... 1:00 p.m.    3/16 at TD Garden ..... 7:30 p.m.  
12/28 at Conseco Fieldhouse ..... 7:00 p.m.    3/28 at Conseco Fieldhouse ..... 7:00 p.m.

### PACERS CAREER STATISTICS VS. BOSTON

NAME	GP	MIN	3-POINT		FTM-FTA	PCT	OR	DR	TR	AVG	AST	PF-DQ	STL	TO	BKS	PTS	AVG		
			FGM-FGA	PCT															
COLLISON (TOT)	1	42	10-16	.625	1-2	.500	4-5	.800	1	2	3	3.0	9	2-0	4	10	0	25	25.0
DUNLEAVY (IND)	7	183	26-64	.406	2-21	.095	14-18	.778	6	22	28	4.0	17	16-0	6	18	1	68	9.7
DUNLEAVY (TOT)	17	452	61-142	.430	7-46	.152	31-38	.816	16	55	71	4.2	42	42-1	16	44	2	161	9.5
FORD (IND)	7	151	28-56	.500	5-11	.455	21-21	1.000	8	11	19	2.7	24	7-0	5	12	0	82	11.7
FORD (TOT)	18	500	85-173	.491	12-26	.462	60-68	.882	16	40	56	3.1	95	31-1	23	55	1	242	13.4
FOSTER	30	624	57-110	.518	0-2	.000	41-69	.594	79	105	184	6.1	27	58-0	20	26	11	155	5.2
GRANGER	13	402	68-152	.447	19-55	.345	35-46	.761	9	53	62	4.8	31	46-0	18	24	13	190	14.6
HANSBROUGH	2	34	4-10	.400	0-0	—	1-2	.500	2	4	6	3.0	2	2-0	0	1	0	9	4.5
HIBBERT	7	155	23-44	.523	0-1	.000	12-21	.571	6	11	17	2.4	5	23-0	2	8	10	58	8.3
D. JONES (IND)	3	90	10-28	.357	0-1	.000	18-24	.750	2	6	8	2.7	14	11-0	1	8	1	38	12.7
D. JONES (TOT)	12	221	22-61	.361	1-4	.250	30-38	.789	5	15	20	1.7	18	25-0	7	17	3	75	6.3
S. JONES (IND)	2	18	3-3	1.000	0-0	—	0-0	—	0	3	3	1.5	2	8-1	1	0	0	6	3.0
S. JONES (TOT)	10	99	8-12	.667	0-0	—	2-2	1.000	3	14	17	1.7	4	20-1	2	2	3	18	1.8
MICHAEL ROBERTS	4	39	4-12	.333	2-3	.667	2-4	.500	2	5	7	1.8	1	10-1	0	1	1	12	3.0
POSEY (TOT)	22	556	53-149	.356	23-75	.307	28-32	.875	18	99	117	5.3	36	62-0	26	27	5	157	7.1
PRICE	1	16	3-7	.429	2-3	.667	1-3	.333	0	4	4	4.0	5	0-0	2	4	0	9	9.0
RUSH	6	173	22-54	.407	10-20	.500	5-10	.500	6	16	22	3.7	10	8-0	4	6	3	59	9.8

## BOSTON CELTICS

### SERIES SCORES

DATE	IND-BOS	DATE	IND-BOS	DATE	IND-BOS
*10/21/76 L 122-129 OT		11/24/89 W 118-111		*11/13/07 L 86-101	
1/12/77 W 112-101		1/19/90 L 104-109		*2/12/08 L 97-104	
*1/26/77 W 121-101		*3/27/90 W 101-96		4/2/08 L 77-92	
**1/31/78 L 94-104		12/26/90 L 132-152		*11/1/08 W 95-79	
*2/7/78 L 89-92		*2/24/91 W 115-109		12/3/08 L 96-114	
4/2/78 W 123-120		***3/4/91 L 101-126		*12/7/08 L 117-122 OT	
*12/2/78 L 110-117		*3/22/91 W 121-109		2/27/09 L 99-104	
12/20/78 L 105-121		11/20/91 L 101-116		*11/14/09 W 113-104	
*1/26/79 W 119-106		*2/23/92 W 102-95		12/22/09 L 94-103	
2/9/79 L 101-112		2/26/92 L 109-130		3/12/10 L 103-122	
*10/20/79 W 131-128 OT		*4/3/92 W 101-97			
11/23/79 L 103-118		*12/16/92 W 114-91			
*12/1/79 L 102-106 OT		1/6/93 L 94-103			
2/8/80 L 108-130		*2/23/93 W 113-86			
*3/1/80 W 114-108		4/13/93 L 90-96			
***3/18/80 L 102-114		*11/20/93 W 100-94			
*10/18/80 W 103-99		11/22/93 W 102-71			
*11/19/80 L 91-103		3/30/94 W 103-99			
1/23/81 L 103-104		*4/11/94 W 121-108			
2/6/81 L 98-111		*11/5/94 W 112-103			
*3/6/81 W 110-104		1/11/95 L 97-100			
***3/13/81 W 101-94		2/27/95 W 108-97			
11/6/81 L 94-111		*3/4/95 L 101-107			
*12/1/81 W 90-87		1/26/96 W 107-90			
1/20/82 L 103-112		*2/2/96 W 116-108			
*2/2/82 L 105-109		2/26/96 W 122-119 OT			
3/10/82 L 100-121		*3/26/96 W 103-96			
11/3/82 L 104-111		11/6/96 L 84-94			
*1/18/83 L 126-130		*12/13/96 W 97-94			
*2/4/83 L 93-102		*3/4/97 W 98-95			
*3/29/83 W 130-101		1/18/98 W 103-96			
3/30/83 L 116-142		*1/24/98 W 95-88			
11/4/83 L 105-121		*3/8/98 W 104-100			
*11/8/83 L 97-99		4/12/98 W 93-87			
*12/7/83 L 95-100		*3/14/99 W 99-96			
***1/20/84 L 125-132		3/28/99 W 101-93			
2/3/84 L 106-125		4/19/99 W 120-104			
*3/20/84 W 123-121 OT		*11/6/99 W 115-108			
11/12/84 L 115-132		11/22/99 L 85-95			
12/21/84 L 107-117		*2/1/00 W 99-96			
*1/18/85 W 91-86		2/9/00 W 113-104			
1/25/85 L 94-125		12/8/00 W 104-91			
*2/24/85 L 100-113		*1/31/01 L 96-102 OT			
4/3/85 L 103-119		3/30/01 W 92-87			
11/13/85 L 114-118		*4/13/01 W 113-108 OT			
*11/16/85 W 111-109		11/14/01 L 93-101			
*1/2/86 L 104-122		1/23/02 L 94-98			
*1/17/86 L 105-123		*4/2/02 L 94-105			
***2/23/86 L 98-113		1/17/03 L 93-98			
3/19/86 L 108-127		*2/1/03 W 109-100			
11/5/86 L 102-133		2/26/03 L 69-71			
12/17/86 L 101-113		*3/19/03 W 102-72			
1/21/87 L 100-130		*11/11/03 L 76-78			
*1/30/87 L 94-100		1/2/04 W 103-90			
*3/13/87 W 116-109		*1/31/04 W 99-98			
*4/15/87 L 85-108		3/12/04 W 99-81			
11/11/87 L 106-120		11/5/04 W 100-94			
*11/15/87 L 98-103		*11/23/04 W 106-96			
2/3/88 L 103-118		1/26/05 L 86-100			
***3/11/88 L 112-122		12/14/05 L 71-85			
*3/15/88 L 113-119		3/3/06 L 98-99			
1/11/89 W 127-108		*3/19/06 L 88-103			
*1/25/89 W 103-94		*4/12/06 W 117-112			
2/8/89 L 102-109		11/15/06 L 88-114			
*3/16/89 L 99-111		1/10/07 W 97-84			
*4/21/89 W 120-110		*1/30/07 W 103-96			
*11/21/89 W 119-111		*4/6/07 W 105-98			

### SERIES RECORD

#### OVERALL

Indiana 65 wins  
Boston 79 wins

#### AT INDIANA

Indiana 44 wins  
Boston 27 wins

#### AT BOSTON

Indiana 20 wins  
Boston 46 wins

#### AT HARTFORD

Indiana 1 win  
Boston 5 wins

#### AT SPRINGFIELD

Indiana 0 wins  
Boston 1 win

#### PLAYOFFS

Indiana 12 wins  
Boston 13 wins

### SERIES HIGHS

#### POINTS

Pacers: 39, Reggie Miller, 2/26/96  
Celtics: 53, Larry Bird, 3/30/83

#### REBOUNDS

Pacers: 22, Dale Davis, 11/20/93  
Jermaine O'Neal, 4/29/03  
Celtics: 23, Robert Parish, 12/1/81

#### ASSISTS

Pacers: 17, Don Buse, 1/26/77  
Mark Jackson, 1/11/96  
Mark Jackson, 2/27/96  
Celtics: 17, Rajon Rondo, 12/3/08,  
2/27/09

### LARGEST WIN MARGINS

#### PACERS' LARGEST WIN VS. CELTICS

31 102-71, at Hartford Civic Center,  
11/22/93

#### CELTICS' LARGEST WIN VS. PACERS

31 125-94, at Boston Garden, 1/25/85  
133-102, at Boston Garden, 11/5/86



## CHARLOTTE BOBCATS



LARRY BROWN

### COACHING STAFF

**HEAD COACH**  
Larry Brown

**COLLEGE**  
North Carolina

**PRO COACHING RECORD**  
**w/Charlotte:** entering 3rd season,  
79-85 (.482)  
**Overall:** entering 25th season,  
1,089-885 (.552)

**ASSISTANT COACHES**  
Herb Brown  
Jeff Capel  
Phil Ford  
Dave Hanners  
LaSalle Thompson

**HEAD ATHLETIC TRAINER**  
Steve Stricker

**STRENGTH AND  
CONDITIONING COACH**  
Michael Irr

**ASSISTANT ATHLETIC TRAINER**  
Dennis Williams

**EQUIPMENT MANAGER**  
Fred Glover

### TEAM DIRECTORY

#### ADDRESS

Charlotte Bobcats  
333 E. Trade Street  
Suite 700  
Charlotte, NC 28202  
(704) 688-8600  
www.bobcats.com

**CHAIRMAN AND CEO**  
Michael Jordan

**PRESIDENT AND COO**  
Fred Whitfield

**GENERAL MANAGER**  
Rod Higgins

**DIRECTOR OF BASKETBALL  
COMMUNICATIONS**  
B.J. Evans

**MANAGER, BASKETBALL  
COMMUNICATIONS**  
Josh Rosen

**TEAM COLORS**  
Bobcats Blue, White and Orange

#### HOME COURT

Time Warner Cable Arena  
(19,077, opened 2005)

**FRANCHISE HISTORY**  
Charlotte Bobcats, 2004 to present

**RADIO**  
WFNZ AM  
Scott Lauer

**CABLE TELEVISION**  
FSN Carolinas/SportSouth  
Steve Martin, Dell Curry and  
Stephanie Ready

### 2009-10 RECAP

**RECORD:** 44-38  
**SOUTHEAST DIVISION:** 10-6  
**EASTERN CONFERENCE:** 18-34

**HOME:** 31-10  
**ROAD:** 13-28  
**FINISH:** 4th in division; 7th in conference  
**PLAYOFFS:** Lost to Orlando, 4-0, First Round

### 2010-11 VS. PACERS

10/29 at Time Warner Cable Arena..... 7:00 p.m. 2/9 at Consecro Fieldhouse..... 7:00 p.m.  
12/10 at Consecro Fieldhouse..... 7:00 p.m. 3/23 at Time Warner Cable Arena..... 7:00 p.m.

### PACERS CAREER STATISTICS VS. CHARLOTTE

NAME	GP	MIN	3-POINT		FTM-FTA	PCT	OR	DR	TR	AVG	AST	PF-DQ	STL	TO	BKS	PTS	AVG		
			FGM-FGA	PCT															
COLLISON (TOT)	2	87	17-31	.548	2-5	.400	12-13	.923	3	7	10	5.0	13	4-0	2	5	0	48	24.0
DUNLEAVY (IND)	8	266	36-96	.375	13-36	.361	31-34	.912	7	33	40	5.0	21	30-1	5	23	3	116	14.5
DUNLEAVY (TOT)	12	380	50-125	.400	14-41	.341	37-41	.902	11	58	69	5.8	34	45-1	8	36	4	151	12.6
FORD (IND)	6	183	22-52	.423	2-7	.286	24-30	.800	4	19	23	3.8	37	14-0	5	20	1	70	11.7
FORD (TOT)	13	397	56-133	.421	4-10	.400	38-48	.792	10	36	46	3.5	85	30-0	15	41	1	154	11.8
FOSTER	13	309	31-63	.492	0-2	.000	14-17	.824	41	57	98	7.5	15	41-0	9	18	7	76	5.8
GRANGER	14	407	86-192	.448	28-76	.368	41-51	.804	21	48	69	4.9	24	38-0	6	27	19	241	17.2
HANSBROUGH	2	41	3-11	.273	0-0	—	9-11	.818	4	8	12	6.0	2	10-0	2	3	0	15	7.5
HIBBERT	6	89	15-39	.385	0-0	—	2-7	.286	11	7	18	3.0	6	18-0	1	3	6	32	5.3
D. JONES (IND)	3	84	12-27	.444	0-1	.000	8-14	.571	2	7	9	3.0	6	11-0	2	4	2	32	10.7
D. JONES (TOT)	11	190	23-58	.397	2-7	.286	12-21	.571	6	13	19	1.7	14	29-0	8	11	2	60	5.5
S. JONES (IND)	2	39	1-10	.100	0-1	.000	5-8	.625	4	3	7	3.5	1	6-0	1	3	4	7	3.5
S. JONES (TOT)	9	96	6-17	.353	0-2	.000	5-8	.625	7	12	19	2.1	1	15-0	2	5	7	17	1.9
McROBERTS (IND)	1	11	0-3	.000	0-0	—	0-0	—	1	2	3	3.0	0	3-0	0	0	0	0	0.0
McROBERTS (TOT)	2	12	0-3	.000	0-0	—	0-0	—	1	2	3	3.0	0	3-0	0	0	0	0	0.0
POSEY (TOT)	16	422	44-101	.436	29-64	.453	21-25	.840	7	69	76	4.8	28	42-0	13	19	6	138	8.6
PRICE	3	36	8-17	.471	2-7	.286	4-4	1.000	0	6	6	2.0	3	2-0	1	4	0	22	7.3
RUSH	6	173	23-58	.397	5-24	.208	3-8	.375	2	14	16	2.7	2	14-0	5	6	7	54	9.0

## CHARLOTTE BOBCATS

## SERIES SCORES

DATE	IND-CHA	DATE	IND-CHA	DATE	IND-CHA
*11/26/04 W 82-77		*12/30/06 L 102-113		2/18/09 L 94-103	
12/29/04 W 74-71		4/6/07 W 112-102		3/21/09 W 108-83	
*2/9/05 W 94-84		11/9/07 L 87-96		11/22/09 L 88-104	
11/16/05 L 90-122		12/31/07 L 103-107 OT		*12/16/09 W 101-98	
*11/18/05 W 93-85		*3/19/08 W 102-95		*3/16/10 W 99-94	
*1/18/06 W 98-92		*4/12/08 L 103-107		* AT INDIANAPOLIS	
4/15/06 L 91-92		*11/28/08 L 108-115 OT		OT OVERTIME	
11/1/06 W 106-99		*1/25/09 W 98-93			

## SERIES RECORD

## OVERALL

Indiana 12 wins  
Charlotte 9 wins

## AT INDIANA

Indiana 8 wins  
Charlotte 3 wins

## AT CHARLOTTE

Indiana 4 wins  
Charlotte 6 wins

## SERIES HIGHS

## POINTS

**Pacers:** 37, Danny Granger, 4/12/08  
**Bobcats:** 36, Gerald Wallace, OT,  
12/31/07

## REBOUNDS

**Pacers:** 17, Jermaine O'Neal,  
12/29/04  
**Bobcats:** 23, Emeka Okafor, 11/9/07

## ASSISTS

**Pacers:** 13, T.J. Ford, 12/16/09  
**Bobcats:** 19, Raymond Felton,  
12/30/06

## LARGEST WIN MARGINS

## PACERS' LARGEST WIN VS. BOBCATS

25 108-83, at Time Warner Cable  
Arena, 3/21/09

## BOBCATS' LARGEST WIN VS. PACERS

32 122-90, at Charlotte Bobcats  
Arena, 11/16/05



## CHICAGO BULLS



**TOM THIBODEAU**

### COACHING STAFF

**HEAD COACH**  
Tom Thibodeau

**COLLEGE**  
Salem State

**PRO COACHING RECORD**  
w/Chicago: entering 1st season  
Overall: same

**ASSISTANT COACHES**  
Ron Adams  
Rick Brunson  
Andy Greer  
Ed Pinckney

**ASSISTANT COACH/ADVANCE SCOUT**  
Mike Wilhelm

**HEAD ATHLETIC TRAINER**  
Fred Tedeschi

### TEAM DIRECTORY

**ADDRESS**  
1901 West Madison Street  
Chicago, IL 60612  
(312) 455-4000  
www.bulls.com

**CHAIRMAN**  
Jerry Reinsdorf

**EXECUTIVE VICE PRESIDENT OF BASKETBALL OPERATIONS**  
John Paxson

**EXECUTIVE VICE PRESIDENT OF BUSINESS OPERATIONS**  
Steve Schanwald

**GENERAL MANAGER**  
Gar Forman

**SENIOR DIRECTOR OF PUBLIC AND MEDIA RELATIONS**  
Tim Hallam

**SENIOR MANAGER OF PUBLIC AND MEDIA RELATIONS**  
Sebrina Brewster

**MANAGER, PUBLIC AND MEDIA RELATIONS**  
Matt Yob

**COORDINATOR, PUBLIC AND MEDIA RELATIONS**  
Shaun Hickombottom

**TEAM COLORS**  
Red, Black

**HOME COURT**  
United Center  
(20,917; opened 1994)

**FRANCHISE HISTORY**  
Chicago Bulls, 1966-67 to present

**RADIO**  
WMVP (AM 1000)  
Chuck Swirsky, Bill Wennington and Steve Kaskul

**TELEVISION**  
WGN-TV (Ch. 9)  
WCIU-TV(Ch. 26)  
Comcast SportsNet Chicago  
Neil Funk and Stacey King

### 2009-10 RECAP

**RECORD:** 41-41  
**CENTRAL DIVISION:** 10-6  
**EASTERN CONFERENCE:** 28-24

**HOME:** 24-17  
**ROAD:** 17-24  
**FINISH:** 3rd in division, 8th in conference  
**PLAYOFFS:** Lost to Cleveland, 4-1, First Round

### 2010-11 VS. PACERS

12/13 at United Center.....8:00 p.m. 1/29 at United Center.....8:00 p.m.  
1/14 at Conseco Fieldhouse .....7:00 p.m. 3/18 at Conseco Fieldhouse .....7:00 p.m.

### PACERS CAREER STATISTICS VS. CHICAGO

NAME	GP	MIN	3-POINT			FTM-FTA	PCT	OR	DR	TR	AVG	AST	PF-DQ	STL	TO	BKS	PTS	AVG	
			FGM-FGA	PCT	PCT														
COLLISON (TOT)	2	35	4-9	.444	0-1	.000	1-2	.500	0	3	3	1.5	3	2-0	3	2	0	9	4.5
DUNLEAVY (IND)	9	272	39-96	.406	12-34	.353	40-48	.833	4	38	42	4.7	25	16-0	6	20	3	130	14.4
DUNLEAVY (TOT)	17	486	67-162	.414	23-65	.354	55-69	.797	10	63	73	4.3	36	28-0	13	35	5	212	12.5
FORD (IND)	8	254	49-102	.480	4-9	.444	10-14	.714	11	25	36	4.5	39	19-0	8	17	2	112	14.0
FORD (TOT)	19	561	84-197	.426	8-20	.400	39-47	.830	21	53	74	3.9	120	41-0	29	45	3	215	11.3
FOSTER	33	737	63-140	.450	0-2	.000	47-71	.662	85	158	243	7.4	23	72-1	20	35	18	173	5.2
GRANGER	18	600	111-251	.442	45-106	.425	72-81	.889	29	70	99	5.5	37	55-1	24	33	14	339	18.8
HANSBROUGH							-HAS NOT PLAYED-												
HIBBERT	8	158	23-73	.315	0-0	—	18-22	.818	17	30	47	5.9	16	25-0	6	12	5	64	8.0
D. JONES (IND)	4	83	16-32	.500	0-2	.000	13-16	.813	1	12	13	3.3	11	15-0	2	5	0	45	11.3
D. JONES (TOT)	12	222	27-64	.422	0-4	.000	29-38	.763	4	28	32	2.7	13	34-0	7	12	2	83	6.9
S. JONES (IND)	3	38	8-14	.571	0-0	—	3-4	.750	1	3	4	1.3	2	5-0	2	1	2	19	6.3
S. JONES (TOT)	11	101	13-26	.500	0-0	—	12-15	.800	12	11	23	2.1	4	14-0	3	5	8	38	3.5
McROBERTS	4	51	9-13	.692	1-2	.500	2-3	.667	2	2	4	1.0	4	3-0	2	1	1	21	5.3
POSEY (TOT)	25	692	77-184	.418	32-101	.317	75-89	.843	21	103	124	5.0	50	71-0	28	31	9	261	10.4
PRICE	2	7	1-4	.250	1-2	.500	0-0	—	0	0	0	0.0	2	2-0	2	0	0	3	1.5
RUSH	8	251	34-75	.453	10-24	.417	3-3	1.000	5	28	33	4.1	11	16-0	3	8	6	81	10.1

## CHICAGO BULLS

### SERIES SCORES

DATE	IND-CHI
10/23/76	L 97-102
*1/5/77	W 109-94
*2/6/77	W 111-99
3/1/77	L 85-102
10/21/77	L 119-122
*12/2/77	L 102-107
1/17/78	L 104-105
*2/12/78	W 111-94
11/4/78	L 84-97
2/6/79	L 107-110
*2/11/79	W 110-108
*3/21/79	W 114-105
1/11/80	W 110-105
*2/17/80	W 108-100
*10/15/80	L 97-108
10/31/80	W 121-114
1/20/81	L 105-121
*2/15/81	W 113-107
*3/29/81	L 97-101
*10/30/81	W 96-94
12/8/81	L 116-118 OT
*1/17/82	W 116-103
1/19/82	L 100-110
*3/28/82	W 102-101
4/18/82	L 104-112
*11/13/82	W 119-115
12/18/82	L 127-131
*1/14/83	L 123-126 OT
2/15/83	W 113-110
*2/16/83	L 113-117
3/6/83	L 88-106
11/19/83	L 105-110
*1/4/84	W 102-89
1/10/84	L 104-105
*2/22/84	L 111-121
*3/23/84	W 119-112
3/25/84	W 102-99
*11/10/84	L 116-118
11/19/84	W 137-120
*1/19/85	W 110-107
2/15/85	W 114-96
3/26/85	L 119-120
*4/8/85	W 107-103
11/19/85	L 114-121
12/28/85	L 104-108
*2/2/86	W 131-106
2/14/86	W 104-88
*2/17/86	W 124-110
*4/3/86	L 108-109
*12/18/86	L 88-97
12/27/86	L 93-105
*1/19/87	W 109-95
*4/1/87	W 99-94
4/12/87	L 95-116
11/14/87	W 111-110
*12/26/87	W 106-92
1/5/88	L 77-93
*1/26/88	W 97-93
3/26/88	L 100-109
*4/14/88	L 110-116
12/16/88	L 93-100
*12/30/88	L 85-101
1/17/89	L 96-103
3/13/89	L 90-122
*3/18/89	W 114-103
*4/13/89	W 109-105
*12/8/89	W 106-104

DATE	IND-CHI
*1/10/90	W 120-113
3/10/90	L 105-117
4/3/90	L 102-109
*4/16/90	W 111-102
11/30/90	L 95-124
12/22/90	L 118-128
*3/2/91	W 135-114
3/23/91	L 119-133
*4/10/91	L 96-101
*12/30/91	L 104-109
3/3/92	W 103-101
*4/10/92	L 96-108
4/11/92	L 106-108
11/9/92	L 97-102
*12/26/92	L 84-95
1/2/93	L 100-109
*2/10/93	L 104-115
*4/10/93	L 87-92
1/21/94	L 95-96
*1/22/94	L 81-90
2/26/94	W 96-86
3/26/94	L 88-90
*4/8/94	L 94-100
*12/21/94	W 107-99
12/23/94	L 92-116
*3/19/95	W 103-96 OT
4/11/95	L 89-96
*12/26/95	W 103-97
12/29/95	L 93-120
*2/18/96	L 102-110
4/20/96	W 100-99
12/30/96	L 79-81
3/7/97	L 96-104
*3/21/97	L 98-117
*4/9/97	L 80-86
*11/28/97	W 94-83
2/17/98	L 97-105
*3/17/98	L 84-90
4/13/98	W 114-105
*3/19/99	W 96-87
4/7/99	W 91-74
*4/24/99	W 87-69
*12/1/99	W 102-91
12/27/99	W 103-91
1/24/00	L 82-83
*2/24/00	W 100-83
*11/4/00	W 94-81
12/19/00	W 90-85
*4/6/01	W 100-93
4/15/01	W 93-86
10/31/01	W 98-73
*12/7/01	W 98-83
*11/1/02	W 97-90
1/21/02	W 93-81
*12/20/02	W 101-86
12/21/03	L 103-110
*3/28/03	W 140-89
4/8/03	L 103-115
12/13/03	L 75-86
2/10/04	W 103-84
*3/22/04	W 101-77
*4/14/04	W 101-96
*11/6/04	W 100-90
12/18/04	L 71-85
3/26/05	L 96-100
*4/20/05	W 85-83
1/14/06	W 91-89

DATE	IND-CHI
*1/21/06	L 89-101
*3/22/06	W 95-85
4/4/06	L 96-102
11/11/06	L 80-89
12/11/06	L 91-106
*1/22/07	W 98-91
*3/25/07	L 90-92
*12/12/07	W 117-102
1/23/08	L 95-108
*2/27/08	L 107-113
3/22/08	W 108-101
11/15/08	L 91-104
*2/22/09	W 98-91
3/28/09	L 106-112
*3/31/09	W 107-105
12/29/09	L 95-104
*2/9/10	L 101-109
2/24/10	L 110-120
*2/27/10	W 100-90

### PLAYOFFS

5/17/98	L 79-85
5/19/98	L 98-104
*5/23/98	W 107-105
*5/25/98	W 96-94
5/27/98	L 87-106
*5/29/98	W 92-89
5/31/98	L 83-88

\* AT INDIANAPOLIS  
OT OVERTIME

### SERIES RECORD

#### OVERALL

Indiana 72 wins  
Chicago 81 wins

#### AT INDIANA

Indiana 51 wins  
Chicago 27 wins

#### AT CHICAGO

Indiana 21 wins  
Chicago 54 wins

#### PLAYOFFS

Indiana 3 wins  
Chicago 4 wins

### SERIES HIGHS

#### POINTS

**Pacers:** 44, Reggie Miller, 1/10/90  
**Bulls:** 53, Michael Jordan, 4/12/87

#### REBOUNDS

**Pacers:** 20, Dale Davis, 3/19/95  
**Bulls:** 23, Dennis Rodman, 2/18/96

#### ASSISTS

**Pacers:** 17, Vern Fleming, 2/17/86  
**Bulls:** 15, Brad Holland, 11/4/78  
Charles Oakley, 12/27/86  
Scottie Pippen, 11/30/90

### LARGEST WIN MARGINS

#### PACERS' LARGEST WIN VS. BULLS

51 140-89, at Consecro Fieldhouse,  
3/28/03

#### BULLS' LARGEST WIN VS. PACERS

32 122-90, at Chicago Stadium,  
3/13/89





## CLEVELAND CAVALIERS



BYRON SCOTT

### COACHING STAFF

**HEAD COACH**  
Byron Scott

**COLLEGE**  
Arizona State

**PRO COACHING RECORD**  
w/Cleveland: entering 1st season,  
Overall: 352-355 (.498)

**ASSISTANT COACHES**  
Chris Jent  
Jamahl Mosley  
Paul Pressey  
Joe Prunty

**ASSISTANT COACH/  
STRENGTH AND CONDITIONING**  
Stan Kellers

**HEAD ATHLETIC TRAINER**  
Max Benton

**ASSISTANT ATHLETIC TRAINER**  
Stephen Spiro

### TEAM DIRECTORY

#### ADDRESS

One Center Court  
Cleveland, OH 44115  
(216) 420-2000  
www.cavs.com

**MAJORITY OWNER/CHAIRMAN**  
Dan Gilbert

**PRESIDENT**  
Len Komoroski

**GENERAL MANAGER**  
Chris Grant

**VICE PRESIDENT OF BASKETBALL  
OPERATIONS**  
David Griffin

**SENIOR VICE PRESIDENT  
OF COMMUNICATIONS**  
Tad Carper

**DIRECTOR OF BASKETBALL  
COMMUNICATIONS**  
Amanda Mercado

**BASKETBALL COMMUNICATIONS  
MANAGERS**  
Garin Narain  
Bruce Wimbish

**PUBLIC RELATIONS COORDINATOR**  
Tora Vinci

**TEAM COLORS**  
Wine, Gold

#### HOME COURT

Quicken Loans Arena  
(20,562; opened 1994)

**FRANCHISE HISTORY**  
Cleveland Cavaliers, 1970-71  
to present

**RADIO**  
WTAM (1100 AM)  
Joe Tait

**CABLE TELEVISION**  
FSN Ohio  
Fred McLeod and Austin Carr

### 2009-10 RECAP

**RECORD:** 61-21

**CENTRAL DIVISION:** 12-4

**EASTERN CONFERENCE:** 38-14

**HOME:** 35-6

**ROAD:** 26-15

**FINISH:** 1st in division, 1st in conference

**PLAYOFFS:** Defeated Chicago, 4-1, First Round;  
Lost to Boston, 4-2, Eastern Conference Semifinals

### 2010-11 VS. PACERS

11/13 at Quicken Loans Arena.....7:30 p.m. 12/17 at Conseco Fieldhouse.....7:00 p.m.  
11/23 at Conseco Fieldhouse.....7:00 p.m. 2/2 at Quicken Loans Arena.....7:00 p.m.

### PACERS CAREER STATISTICS VS. CLEVELAND

NAME	GP	MIN	3-POINT			FTM-FTA	PCT	OR	DR	TR	AVG	AST	PF-DQ	STL	TO	BKS	PTS	AVG	
			FGM-FGA	PCT	PCT														
COLLISON (TOT)	2	74	16-32	.500	1-5	.200	6-6	1.000	1	7	8	4.0	17	1-0	1	8	0	39	19.5
DUNLEAVY (IND)	9	288	36-84	.429	10-28	.357	24-28	.857	3	36	39	4.3	28	20-1	3	12	5	106	11.8
DUNLEAVY (TOT)	17	536	74-167	.443	17-51	.333	38-52	.731	13	71	84	4.9	59	33-1	9	21	8	203	11.9
FORD (IND)	5	146	26-54	.481	2-7	.286	6-7	.857	4	9	13	2.6	17	11-0	7	10	1	60	12.0
FORD (TOT)	15	445	67-152	.441	8-17	.471	19-21	.905	17	40	57	3.8	93	27-0	13	34	4	161	10.7
FOSTER	31	683	65-128	.508	1-4	.250	42-68	.618	84	149	233	7.5	35	79-1	25	31	13	173	5.6
GRANGER	19	691	119-273	.436	35-102	.343	69-79	.873	31	85	116	6.1	40	64-2	19	38	15	342	18.0
HANSBROUGH	1	21	3-9	.333	0-0	---	1-2	.500	2	1	3	3.0	2	4-0	3	1	1	7	7.0
HIBBERT	8	181	30-61	.492	0-0	---	13-15	.867	16	22	38	4.8	13	31-2	2	11	9	73	9.1
D. JONES (IND)	3	97	17-32	.531	0-1	.000	4-5	.800	1	7	8	2.7	7	6-0	2	5	2	38	12.7
D. JONES (TOT)	12	245	40-73	.548	1-5	.200	13-22	.591	5	19	24	2.0	13	19-0	6	11	3	94	7.8
S. JONES (IND)	2	31	3-8	.375	0-0	---	0-0	---	0	5	5	2.5	1	5-0	0	2	1	6	3.0
S. JONES (TOT)	5	95	9-19	.474	0-0	---	8-11	.727	5	12	17	3.4	1	12-0	2	5	3	26	5.2
McROBERTS	5	42	5-12	.417	0-1	.000	1-4	.250	3	7	10	2.0	5	7-0	1	0	1	11	2.2
POSEY (TOT)	26	745	70-176	.398	33-91	.363	40-55	.727	17	115	132	5.1	48	74-0	32	28	6	213	8.2
PRICE	3	57	12-30	.400	5-17	.294	0-1	.000	0	5	5	1.7	8	9-0	2	4	1	29	9.7
RUSH	8	246	40-84	.476	11-27	.407	7-12	.583	2	24	26	3.3	11	12-0	6	12	10	98	12.3

## CLEVELAND CAVALIERS

### SERIES SCORES

DATE	IND-CLE	DATE	IND-CLE	DATE	IND-CLE
*12/3/76	W 112-109	2/9/89	L 99-108	*2/25/05	W 106-82
12/16/76	L 105-111	*3/27/89	W 104-102	3/13/05	L 86-98
2/10/77	L 101-116	*11/4/89	W 106-98	*4/6/05	W 98-77
*1/24/78	L 92-96	*1/27/90	L 84-91	*11/24/05	W 98-76
*3/12/78	L 90-95	2/14/90	W 133-131 OT	12/23/05	L 89-94
3/20/78	W 127-104	3/17/90	L 102-118	1/24/06	L 66-96
10/31/78	W 119-114	4/1/90	L 91-121	*1/27/06	L 89-93
*11/24/78	L 98-104	*11/9/90	W 122-107	*11/24/06	W 97-87
3/22/79	W 108-106	11/14/90	L 95-113	12/9/06	L 75-107
*4/4/79	W 102-95	*12/8/90	W 114-99	3/11/07	L 99-88
11/6/79	L 117-134	2/22/91	W 106-98	*3/27/07	L 94-105
*12/5/79	W 118-99	*3/1/91	W 118-115	*11/25/07	L 106-111
1/26/80	W 115-114	11/16/91	L 117-127	12/11/07	L 105-118
*1/27/80	W 123-121	1/22/92	L 115-119 OT	3/8/08	L 95-103
2/14/80	W 118-114	*1/24/92	L 102-104	*2/20/08	L 97-106
*3/9/80	L 107-113	3/24/92	L 113-128	11/7/08	L 107-111
10/25/80	L 110-118	*4/17/92	L 102-107	12/5/08	L 73-97
*11/29/80	W 117-101	12/23/92	L 104-118	*2/10/09	W 96-95
12/11/80	W 103-100	*1/15/93	L 120-132	*4/13/09	L 109-117
1/27/81	L 109-114	2/15/93	L 105-110	*11/20/09	L 95-105
*2/7/81	W 99-96	*4/21/93	L 95-111	*1/23/10	L 73-94
*3/22/81	W 107-101	12/26/93	L 103-107 OT	3/17/10	L 94-99
*11/10/81	W 109-102	*1/4/94	W 104-99	4/9/10	W 116-113
11/25/81	W 108-102	3/22/94	L 61-93		
*12/18/81	W 109-73	*3/23/94	W 78-77		
2/3/82	L 104-108	*4/20/94	W 109-98		
2/13/82	W 110-109	11/12/94	W 93-86		
*4/9/82	W 100-97	12/13/94	L 83-90		
*12/3/82	W 111-103	*2/1/95	W 101-82		
12/4/82	L 89-109	2/4/95	L 73-82		
12/22/82	L 98-100	*3/29/95	W 107-96		
*2/10/83	L 95-99	11/7/95	W 104-101		
4/10/83	L 105-110	*11/24/95	L 93-100		
*4/15/83	L 124-132	12/23/95	L 96-97		
*11/5/83	W 99-87	*4/21/96	W 89-88		
12/2/83	L 99-108	1/4/97	L 91-99		
*2/11/84	L 83-86	*1/7/97	W 95-90		
2/18/84	W 118-93	*2/12/97	L 75-83		
*3/30/84	W 90-87	3/5/97	L 78-85		
3/31/84	W 120-119 OT	11/4/97	L 77-80		
11/2/84	W 116-109	*1/30/98	W 89-83		
*12/22/84	L 103-106	*4/7/98	W 82-80		
*1/30/85	W 120-115	4/18/98	L 92-96		
*2/20/85	L 92-102	2/8/99	W 95-89		
3/11/85	L 110-122	2/25/99	W 81-74		
3/30/85	L 94-117	*5/4/99	W 100-78		
*11/14/85	L 104-112	11/20/99	W 107-98		
12/3/85	W 98-84	*12/10/99	W 136-88		
1/18/86	L 95-108	3/10/00	W 95-92		
2/11/86	L 97-119	*4/7/00	W 95-94		
*2/15/86	W 105-99	*12/15/00	L 95-103		
*12/11/86	W 115-94	2/23/01	W 92-90		
12/21/86	L 94-104	*3/9/01	W 99-84		
*12/30/86	W 111-99	4/18/01	W 105-101 OT		
1/31/87	L 100-102	12/22/01	W 109-103		
*3/21/87	W 77-76	*2/22/02	L 93-103		
4/9/87	L 99-111	*4/8/02	L 99-111		
*12/4/87	L 90-108	4/16/02	W 99-95		
12/20/87	L 116-127	*11/12/02	W 95-75		
*2/18/88	W 88-83	12/27/02	W 113-89		
4/2/88	L 94-108	*2/11/03	W 107-96		
*4/5/88	W 106-105	4/2/03	W 103-82		
4/18/88	L 107-112	*11/7/03	W 91-90		
*11/5/88	L 99-105	*12/15/03	W 95-85		
11/12/88	L 96-121	12/30/03	W 92-89		
1/3/89	L 98-119	3/14/04	L 104-107		
*1/19/89	L 106-113	11/3/04	W 109-104 2OT		

### SERIES RECORD

#### OVERALL

Indiana 76 wins  
Cleveland 81 wins

#### AT INDIANA

Indiana 47 wins  
Cleveland 30 wins

#### AT CLEVELAND

Indiana 29 wins  
Cleveland 51 wins

#### PLAYOFFS

Indiana 3 wins  
Cleveland 1 win

### SERIES HIGHS

#### POINTS

**Pacers:** 43, Reggie Miller, 2/14/90  
**Cavaliers:** 47, LeBron James, 2/10/09

#### REBOUNDS

**Pacers:** 20, Dan Roundfield, 12/3/76  
Alex English, 11/24/78  
Dale Davis, 12/10/99  
Jermaine O'Neal, 4/18/01

**Cavaliers:** 19, Cliff Robinson, 12/3/82

#### ASSISTS

**Pacers:** 20, Jalen Rose, 4/18/01  
**Cavaliers:** 20, Geoff Huston, 2/3/82

### LARGEST WIN MARGINS

#### PACERS' LARGEST WIN VS. CAVALIERS

48 136-88, at Consecro Fieldhouse,  
12/10/99

#### CAVALIERS' LARGEST WIN VS. PACERS

32 93-61, at Richfield Coliseum,  
3/22/94  
107-75, at Quicken Loans Arena,  
12/9/06



## DALLAS MAVERICKS

### COACHING STAFF



RICK CARLISLE

#### HEAD COACH

Rick Carlisle

#### COLLEGE

Virginia

#### PRO COACHING RECORD

w/Dallas: entering 3rd season,

105-59 (.640)

Overall: entering 9th season,

386-270 (.588)

#### ASSISTANT COACHES

Darrell Armstrong

Dwane Casey

Monte Mathis

Terry Stotts

#### HEAD ATHLETIC TRAINER

Casey Smith

#### ASSISTANT ATHLETIC TRAINER

Dionne Calhoun

#### ASSISTANT COACH/STRENGTH COACH

Robert Hackett

### TEAM DIRECTORY

#### ADDRESS

American Airlines Center

2500 Victory Avenue

Dallas, TX 75219

(214) 665-4660

www.mavs.com

#### OWNER

Mark Cuban

#### PRESIDENT AND CEO

Terdema Ussery

#### PRESIDENT OF BASKETBALL OPERATIONS/GENERAL MANAGER

Donn Nelson

#### ASSISTANT GENERAL MANAGER

Keith Grant

#### DIRECTOR OF BASKETBALL COMMUNICATIONS

Sarah Melton

#### BASKETBALL COMMUNICATIONS

##### MANAGER

Scott Tomlin

#### BASKETBALL COMMUNICATIONS

##### COORDINATOR

Alan Rakowski

#### CORPORATE COMMUNICATIONS/

##### COMMUNITY RELATIONS MANAGER

Gina Calvert

#### CORPORATE COMMUNICATIONS/

##### COMMUNITY RELATIONS

##### COORDINATOR

Matt Miller

#### TEAM COLORS

Blue, Black, Silver

#### HOME COURT

American Airlines Center

(19,200; opened 2001)

#### FRANCHISE HISTORY

Dallas Mavericks, 1980-81 to present

#### RADIO

ESPN Radio (103.3 FM)

Chuck Cooperstein and Brad Davis

#### SPANISH RADIO

KFLC (1270 AM)

Victor Villalba

#### TELEVISION

TXA-21

Mark Followill, Bob Ortelge

and Jeff Wade

#### CABLE TELEVISION

FOX Sports Southwest

Mark Followill, Bob Ortelge

and Jeff Wade

### 2009-10 RECAP

RECORD: 55-27

SOUTHWEST DIVISION: 10-6

WESTERN CONFERENCE: 33-19

HOME: 28-13

ROAD: 27-14

FINISH: 1st in division; 2nd in conference

PLAYOFFS: Lost to San Antonio, 4-2, First Round

### 2010-11 VS. PACERS

1/12 at Conseco Fieldhouse ..... 7:00 p.m. 3/4 at American Airlines Center..... 8:30 p.m.

### PACERS CAREER STATISTICS VS. DALLAS

NAME	GP	MIN	3-POINT			FTM-FTA	PCT	OR	DR	TR	AVG	AST	PF-DQ	STL	TO	BKS	PTS	AVG	
			FGM-FGA	PCT	PCT														
COLLISON (TOT)	3	99	22-44	.500	4-10	.400	5-7	.714	1	8	9	3.0	13	3-0	6	9	0	53	17.7
DUNLEAVY (IND)	4	105	18-43	.419	5-9	.556	15-18	.833	4	13	17	4.3	8	8-1	6	2	4	56	14.0
DUNLEAVY (TOT)	20	550	84-203	.414	24-64	.375	43-56	.768	22	66	88	4.4	38	54-2	18	23	9	251	12.6
FORD (IND)	4	98	14-35	.400	2-9	.222	14-17	.824	1	6	7	1.8	18	10-0	1	5	1	44	11.0
FORD (TOT)	11	300	43-99	.434	4-12	.333	39-48	.813	4	30	34	3.1	62	29-0	11	16	2	129	11.7
FOSTER	17	400	40-79	.506	0-3	.000	14-32	.438	54	78	132	7.8	15	49-1	17	23	7	94	5.5
GRANGER	8	272	34-99	.343	5-27	.185	42-52	.808	15	32	47	5.9	12	25-2	4	13	9	115	14.4
HANSBROUGH	1	8	2-2	1.000	0-0	—	0-2	.000	2	3	5	5.0	2	1-0	0	0	0	4	4.0
HIBBERT	4	58	10-20	.500	0-0	—	0-3	.000	5	3	8	2.0	4	10-0	0	4	4	20	5.0
D. JONES (IND)	2	39	3-13	.231	0-1	.000	3-4	.750	0	5	5	2.5	1	5-0	1	4	1	9	4.5
D. JONES (TOT)	17	260	19-58	.328	1-7	.143	19-28	.679	6	25	31	1.8	6	26-0	10	12	7	58	3.4
S. JONES (IND)	2	31	4-7	.571	0-0	—	1-2	.500	4	3	7	3.5	3	4-0	1	1	2	9	4.5
S. JONES (TOT)	4	47	6-9	.667	0-0	—	1-3	.333	5	5	10	2.5	4	7-0	1	3	3	13	3.3
McROBERTS (IND)	2	22	4-7	.571	0-1	.000	1-2	.500	1	4	5	2.5	3	0-0	0	1	0	9	4.5
McROBERTS (TOT)	4	26	4-7	.571	0-1	.000	1-2	.500	1	4	5	1.3	3	0-0	0	1	0	9	2.3
POSEY (TOT)	36	932	106-252	.421	36-103	.350	64-76	.842	32	103	135	3.8	43	110-0	35	41	8	312	8.7
PRICE	1	8	3-5	.600	1-3	.333	1-1	1.000	0	1	1	1.0	0	0-0	0	0	0	8	8.0
RUSH	4	115	17-40	.425	4-12	.333	1-2	.500	0	18	18	4.5	8	5-0	2	3	3	39	9.8

## DALLAS MAVERICKS

## SERIES SCORES

DATE	IND-DAL	DATE	IND-DAL	DATE	IND-DAL
*1/24/81 W 107-89		*2/27/91 L 104-108		*2/5/02 L 140-141 2OT	
2/27/81 W 118-111		11/27/91 L 106-113		*11/28/02 W 110-98	
*2/6/82 L 89-95		*12/13/91 W 124-108		12/17/02 L 97-118	
3/7/82 W 108-106		2/5/93 L 104-105		1/9/04 W 92-80	
*1/25/83 L 126-134		*2/28/93 W 110-96		*3/24/04 W 103-99	
3/17/83 L 105-120		2/17/94 W 84-73		1/8/05 L 101-121	
12/14/83 L 109-117		*2/22/94 W 107-101		*2/4/05 W 95-94	
*1/21/84 L 111-118		1/6/95 L 92-103		*12/6/05 L 75-84	
*10/31/84 L 100-101		*2/26/95 W 100-92		12/26/05 L 80-102	
3/5/85 L 102-108		*12/22/95 W 90-79		1/4/07 L 91-100	
11/23/85 L 104-117		1/9/96 W 91-84		*1/12/07 L 113-115 OT	
*3/24/86 L 120-126		11/12/96 L 82-103		*11/23/07 W 111-107	
1/5/87 W 144-135		*3/26/97 W 104-80		3/14/08 L 97-116	
*1/17/87 W 119-115 2OT		1/10/98 W 84-79		11/25/08 L 106-109	
*12/23/87 L 109-110		*2/13/98 L 82-85		*3/20/09 L 92-94	
1/13/88 L 108-110		1998-99 SEASON, DID NOT PLAY		*11/27/09 L 92-113	
*3/31/89 L 102-105		*2/21/00 W 94-93		2/22/10 L 82-91	
4/10/89 W 110-103		3/14/00 L 90-111			
1/2/90 L 106-110		11/2/00 L 88-94			
*2/23/90 L 91-102		*12/13/00 W 97-92			
2/5/91 L 109-114		1/12/02 L 102-111			

## SERIES RECORD

## OVERALL

Indiana 22 wins  
Dallas 36 wins

## AT INDIANA

Indiana 14 wins  
Dallas 15 wins

## AT DALLAS

Indiana 8 wins  
Dallas 21 wins

## SERIES HIGHS

## POINTS

**Pacers:** 42, Butch Carter, 1/25/83  
**Mavericks:** 43, Mark Aguirre, 1/25/83  
Dirk Nowitzki, 1/12/07

## REBOUNDS

**Pacers:** 20, LaSalle Thompson, 4/10/89  
**Mavericks:** 28, Popeye Jones, 1/9/96

## ASSISTS

**Pacers:** 19, Jamaal Tinsley, 2OT, 2/5/02  
**Mavericks:** 14, Steve Nash, 3/24/04

## LARGEST WIN MARGINS

## PACERS' LARGEST WIN VS. MAVERICKS

24 104-80, at Market Square Arena, 3/26/97

## MAVERICKS' LARGEST WIN VS. PACERS

22 102-80, at American Airlines Center, 12/26/05



## DENVER NUGGETS



GEORGE KARL

### COACHING STAFF

#### HEAD COACH

George Karl

#### COLLEGE

North Carolina

#### PRO COACHING RECORD

w/Denver: entering 7th season,  
278-172 (.619)

Overall: entering 23rd season,  
986-671 (.595)

#### ASSISTANT COACHES

Adrian Dantley

Tim Grgurich

John Welch

#### ASSISTANT COACH/ADVANCE SCOUT

Chad Iske

#### HEAD ATHLETIC TRAINER/ TRAVELING SECRETARY

Jim Gillen

#### ASSISTANT COACH/STRENGTH & CONDITIONING COACH

Steve Hess

## TEAM DIRECTORY

### ADDRESS

Pepsi Center  
1000 Chopper Place  
Denver, CO 80204  
(303) 405-1100  
www.nba.com/nuggets

### OWNER

E. Stanley Kroenke

### EXECUTIVE VICE PRESIDENT OF BASKETBALL OPERATIONS

Masai Ujiri

### VICE PRESIDENT OF MEDIA AND PLAYER DEVELOPMENT

Tomago Collins

### DIRECTOR OF MEDIA RELATIONS

Tim Gelt

### MEDIA RELATIONS MANAGER/ WEBSITE COORDINATOR

Dan Tolzman

### TEAM COLORS

Light Blue, Dark Blue, Yellow

### HOME COURT

Pepsi Center  
(19,155; opened 1999)

### FRANCHISE HISTORY

Denver Rockets (ABA), 1967-73  
Denver Nuggets (ABA), 1974-76  
Denver Nuggets (NBA), 1976-77  
to present

### RADIO

Altitude Radio Network  
Jason Kosmicki

### TELEVISION

Altitude Sports & Entertainment  
Chris Marlowe and Scott Hastings

## 2009-10 RECAP

RECORD: 53-29

NORTHWEST DIVISION: 12-4

WESTERN CONFERENCE: 34-18

HOME: 34-7

ROAD: 19-22

FINISH: 1st in division; T-4th in conference

PLAYOFFS: Lost to Utah, 4-2, First Round

## 2010-11 VS. PACERS

11/9 at Conseco Fieldhouse ..... 7:00 p.m. 1/23 at Pepsi Center ..... 8:00 p.m.

## PACERS CAREER STATISTICS VS. DENVER

NAME	GP	MIN	FGM-FGA		3-POINT		FTM-FTA		OR	DR	TR	AVG	AST	PF-DQ	STL	TO	BKS	PTS	AVG
			PCT	PCT	PCT	PCT													
COLLISON (TOT)	4	102	14-36	.389	0-4	.000	8-9	.889	1	6	7	1.8	17	6-1	3	11	1	36	9.0
DUNLEAVY (IND)	4	118	30-51	.588	8-18	.444	7-10	.700	6	17	23	5.8	10	13-0	2	7	1	75	18.8
DUNLEAVY (TOT)	20	510	92-195	.472	19-54	.352	31-40	.775	30	64	94	4.7	51	54-0	17	30	5	230	11.5
FORD (IND)	3	75	9-27	.333	0-3	.000	6-7	.857	2	4	6	2.0	10	10-1	5	6	4	24	8.0
FORD (TOT)	10	268	35-89	.393	0-6	.000	22-27	.815	6	17	23	2.3	73	25-1	14	19	4	92	9.2
FOSTER	16	410	43-84	.512	1-1	1.000	16-30	.533	66	83	149	8.3	18	52-2	16	10	15	103	5.7
GRANGER	9	305	58-124	.468	14-42	.333	29-33	.879	20	28	48	5.3	14	37-2	11	20	6	159	17.6
HANSBROUGH	--HAS NOT PLAYED--																		
HIBBERT	4	99	19-40	.475	0-0	—	8-11	.727	9	15	24	6.0	7	19-0	1	5	6	46	11.5
D. JONES (IND)	2	51	9-20	.450	0-1	.000	7-10	.700	0	11	11	5.5	2	7-0	0	2	1	25	12.5
D. JONES (TOT)	11	147	21-50	.420	1-3	.333	14-23	.609	2	21	23	2.1	6	18-0	7	8	3	57	5.2
S. JONES (IND)	1	14	2-8	.250	0-0	—	1-2	.500	2	1	3	3.0	0	2-0	1	1	0	5	5.0
S. JONES (TOT)	7	66	4-18	.222	0-0	—	2-6	.333	8	7	15	2.1	0	11-0	2	3	1	10	1.4
McROBERTS	3	40	6-10	.600	0-1	.000	0-0	—	2	6	8	2.7	5	5-0	2	1	1	12	4.0
POSEY (TOT)	23	687	61-168	.363	29-88	.330	55-68	.809	13	106	119	5.2	41	66-0	30	24	12	206	9.0
PRICE	2	15	2-7	.286	1-4	.250	5-6	.833	1	0	1	0.5	1	1-0	0	2	0	10	5.0
RUSH	4	96	13-33	.394	7-16	.438	1-2	.500	1	10	11	2.8	4	5-0	1	4	2	34	8.5

## DENVER NUGGETS

## SERIES SCORES

DATE	IND-DEN	DATE	IND-DEN	DATE	IND-DEN
11/12/67	L 103-110	12/11/74	L 114-117	*3/31/95	L 92-107
*12/7/67	W 110-99	1/3/75	L 111-120	*12/12/95	W 125-92
12/18/67	L 104-126	*1/22/75	W 120-110	1/2/96	W 102-87
1/2/68	L 80-98	*2/5/75	L 113-123	1/10/97	W 108-89
*2/8/68	L 91-98	3/1/75	W 124-109	*2/20/97	W 92-68
*2/21/68	W 123-110	3/22/75	L 105-122	12/5/97	W 96-85
*10/31/68	W 122-100 OT	*3/30/75	W 128-121	*3/1/98	W 90-63
11/6/68	L 107-109	4/1/75	L 115-126	*3/2/99	W 88-81
*1/25/69	W 131-122	*10/31/75	W 111-99	1/6/00	W 102-87
1/29/69	L 128-131	11/11/75	L 117-126	*3/7/00	W 90-89
*2/5/69	W 125-109	*11/20/75	W 117-112	*2/2/01	W 103-94
2/14/69	L 103-112	12/6/75	L 118-126	3/14/01	L 83-95
*10/22/69	W 117-107	12/21/75	L 117-122	11/28/01	W 99-85
*11/8/69	W 99-96	*12/28/75	L 105-110	*12/4/01	W 104-96
11/18/69	W 108-105	1/2/76	L 125-137	12/7/02	L 81-92
2/1/70	W 118-105	*1/16/76	L 118-124	*12/13/02	W 94-72
2/27/70	L 100-132	2/19/76	L 123-128	*11/4/03	W 71-60
*3/18/70	L 112-128	*2/20/76	W 106-101	3/7/04	W 103-94
*10/16/70	W 115-103	2/25/76	L 110-122	*1/29/05	L 88-95
10/25/70	L 116-122 OT	3/10/76	W 129-119	3/3/05	L 87-96
11/18/70	W 119-114	*3/17/76	L 108-111	1/4/06	L 86-106
*11/29/70	W 130-107	3/26/76	L 120-138	*3/15/06	L 99-101
12/29/70	L 106-116	*3/28/76	L 98-110	12/2/06	L 101-121
1/21/71	W 118-106	4/4/76	L 134-140	*2/9/07	L 95-102
*1/29/71	W 127-123	*10/22/76	L 110-123	*11/10/07	L 106-113
1/31/71	W 124-104	11/27/76	L 113-122	11/27/07	W 112-110
*2/7/71	L 131-133 OT	*3/16/77	W 109-98	1/5/09	L 115-135
*3/14/71	L 131-121	3/29/77	L 105-119	*3/1/09	W 100-94
3/25/71	W 129-110	*10/25/77	W 129-104	*11/3/09	L 93-111
3/28/71	W 146-126	11/26/77	L 123-136	3/5/10	L 114-122
*10/15/71	W 115-104	2/22/78	W 99-96	<b>PLAYOFFS</b>	
10/19/71	W 122-117	*2/28/78	L 106-122	*3/31/72	W 102-96
11/16/71	L 108-111	*10/27/78	W 112-99	*4/1/72	L 105-106
*11/26/71	W 110-96	1/14/79	L 109-111	4/4/72	W 122-120
12/21/71	L 109-113	*1/19/79	L 98-101	4/6/72	L 96-112
*12/23/71	W 104-101	2/21/79	L 109-114	*4/8/72	W 91-79
1/11/72	W 114-99	1/5/80	L 105-111	4/9/72	L 99-106
2/6/72	L 107-115	*1/16/80	W 117-99	*4/14/72	W 91-89
*2/12/72	W 133-111	12/30/80	L 110-127	*3/31/73	W 114-91
*3/10/72	W 127-115	*3/8/81	W 129-119	*4/1/73	W 106-93
3/14/72	L 106-123	*2/4/82	W 131-114	4/3/73	L 94-105
*3/24/72	L 92-93	3/2/82	W 132-124 OT	4/5/73	W 97-95
10/14/72	L 90-96	*12/8/82	W 130-126	*4/7/73	W 121-107
10/20/72	L 99-116	12/28/82	L 150-155 OT	4/20/75	L 128-131
10/28/72	W 119-106	12/22/83	W 133-132	4/22/75	W 131-124
11/14/72	L 108-118	*1/25/84	W 117-112	*4/24/75	W 118-112
1/10/73	L 105-106	3/9/85	L 116-126	*4/25/75	L 109-126
*1/12/73	L 119-128	*3/20/85	L 119-123	4/27/75	W 109-90
*1/16/73	W 130-113	*12/4/85	L 105-119	*4/30/75	L 99-104
*2/1/73	L 92-97	3/7/86	L 117-134	5/3/75	W 104-96
*3/2/73	W 114-105	*11/28/86	W 126-102	* AT INDIANAPOLIS	
3/23/73	L 92-101	2/14/87	L 113-129	OT OVERTIME	
*3/24/73	W 116-94	11/18/87	W 117-106		
*10/24/73	W 98-89	*3/13/88	L 100-108		
*11/2/73	W 107-103	*1/23/89	W 117-102		
11/13/73	L 109-127	4/6/89	L 118-132		
*11/29/73	L 111-127	*12/6/89	W 136-117		
12/29/73	W 114-108	2/6/90	W 138-130 OT		
*1/3/74	W 100-97	*3/7/91	W 145-125		
2/3/74	W 111-102	3/17/91	W 130-92		
*2/9/74	L 97-102	*12/14/91	W 129-108		
*2/16/74	W 102-89	2/2/92	W 128-122		
2/17/74	L 92-93	*11/17/92	W 128-98		
2/27/74	L 114-118	3/27/93	L 106-123		
*11/6/74	W 136-116	*1/12/94	W 107-96		
11/15/74	L 114-120	1/27/94	L 106-113		
*11/20/74	L 106-117	12/27/94	W 95-91		

## SERIES RECORD

## NBA

Indiana 40 wins  
Denver 33 wins

## AT INDIANA (NBA ONLY)

Indiana 25 wins  
Denver 12 wins

## AT DENVER (NBA ONLY)

Indiana 15 wins  
Denver 21 wins

## ABA

Indiana 43 wins  
Denver 48 wins

## PLAYOFFS (ABA ONLY)

Indiana 12 wins  
Denver 7 wins

## SERIES HIGHS

## NBA ONLY

## POINTS

Pacers: 37, Reggie Miller, 12/14/91  
Nuggets: 42, David Thompson,  
11/26/77

## REBOUNDS

Pacers: 29, Herb Williams, 1/23/89  
Nuggets: 22, Keon Clark, 3/7/00  
Marcus Camby, 3/3/05

## ASSISTS

Pacers: 16, Jamaal Tinsley, 12/4/01  
Nuggets: 15, Fat Lever, 3/9/85

## LARGEST WIN MARGINS

## NBA ONLY

## PACERS' LARGEST WIN VS. NUGGETS

38 130-92, at McNichols Arena, 3/17/91

## NUGGETS' LARGEST WIN VS. PACERS

20 106-86, at The Pepsi Center, 1/4/06  
121-101, at The Pepsi Center,  
12/2/06  
135-115, at The Pepsi Center, 1/5/09



## DETROIT PISTONS



JOHN KUESTER

## COACHING STAFF

## HEAD COACH

John Kuester

## COLLEGE

North Carolina

## PRO COACHING RECORD

w/Detroit: entering 2nd season,

27-55 (.329)

Overall: same

## ASSISTANT COACHES

Brian Hill

Pat Sullivan

Darrell Walker

## ASSISTANT COACH/ADVANCE SCOUT

Bill Pope

## HEAD ATHLETIC TRAINER

Mike Abdenour

## STRENGTH AND CONDITIONING COACH

Arnie Kander

## TEAM DIRECTORY

## ADDRESS

6 Championship Drive  
Auburn Hills, MI 48326  
(248) 377-0100  
www.pistons.com

## OWNER

Karen Davidson

PRESIDENT, PALACE SPORTS  
& ENTERTAINMENT

Alan Ostfield

PRESIDENT OF BASKETBALL  
OPERATIONS

Joe Dumars

VICE PRESIDENT OF BASKETBALL  
OPERATIONS

Scott Perry

VICE PRESIDENT  
OF PUBLIC RELATIONS

Kevin Grigg

## DIRECTOR OF MEDIA RELATIONS

Cletus Lewis Jr.

## PUBLIC RELATIONS ASSISTANT

Michelle Fikany

## MEDIA RELATIONS ASSISTANT

Megan Heinemann

## TEAM COLORS

Red, White, Blue

## HOME COURT

The Palace of Auburn Hills  
(22,076; opened 1988)

## FRANCHISE HISTORY

Fort Wayne Pistons, 1948-57  
Detroit Pistons, 1957-58 to present

## RADIO

WXYZ (97.1 The Ticket)

George Blaha, Mark Champion and  
Rick Mahorn

## TELEVISION

FS Detroit

George Blaha and Greg Kelser

## 2009-10 RECAP

RECORD: 39-27-55

CENTRAL DIVISION: 2-14

EASTERN CONFERENCE: 18-34

HOME: 17-24

ROAD: 10-31

FINISH: 5th in division; T-12th in conference

PLAYOFFS: Did not qualify

## 2010-11 VS. PACERS

2/16	at The Palace of Auburn Hills.....	7:30 p.m.	3/26	at The Palace of Auburn Hills .....	7:30 p.m.
2/23	at Conseco Fieldhouse .....	7:00 p.m.	3/30	at Conseco Fieldhouse .....	7:00 p.m.

## PACERS CAREER STATISTICS VS. DETROIT

NAME	GP	MIN	3-POINT			FTM-FTA	PCT	OR	DR	TR	AVG	AST	PF-DQ	STL	TO	BKS	PTS	AVG
			FGM-FGA	PCT	PCT													
COLLISON (TOT)	2	17	2-4	.500	0-1	.000	0-0	--	0	1	1	0.5	2	0-0	0	2	0	4 2.0
DUNLEAVY (IND)	11	306	45-92	.489	13-25	.520	38-43	.884	10	31	41	3.7	26	19-0	5	14	2	141 12.8
DUNLEAVY (TOT)	20	542	77-169	.456	20-42	.476	48-62	.774	15	64	79	4.0	49	44-0	11	21	5	229 11.5
FORD (IND)	5	151	28-52	.538	3-4	.750	17-18	.944	2	18	20	4.0	25	18-0	2	13	1	76 15.2
FORD (TOT)	17	511	76-158	.481	7-14	.500	38-44	.864	13	45	58	3.4	110	55-0	13	48	1	197 11.6
FOSTER	33	727	63-126	.500	0-2	.000	26-46	.565	85	153	238	7.2	24	75-1	20	27	10	152 4.6
GRANGER	20	663	120-249	.482	24-68	.353	97-113	.858	22	69	91	4.6	39	50-1	25	38	15	361 18.1
HANSBROUGH	--HAS NOT PLAYED--																	
HIBBERT	6	163	24-47	.511	0-0	--	7-13	.538	15	22	37	6.2	6	16-0	3	13	12	55 9.2
D. JONES (IND)	4	63	8-13	.615	1-2	.500	5-6	.833	1	6	7	1.8	4	11-0	1	3	1	22 5.5
D. JONES (TOT)	10	154	18-29	.621	3-4	.750	9-11	.818	3	11	14	1.4	6	24-0	7	4	3	48 4.8
S. JONES (IND)	2	21	3-6	.500	0-0	--	0-0	--	1	5	6	3.0	1	3-0	0	2	1	6 3.0
S. JONES (TOT)	7	77	10-22	.455	0-0	--	3-7	.429	12	10	22	3.1	1	13-1	1	2	3	23 3.3
McROBERTS (IND)	4	31	5-11	.455	1-2	.500	1-2	.500	3	3	6	1.5	2	6-0	1	1	0	12 3.0
McROBERTS (TOT)	5	43	8-16	.500	1-3	.333	1-2	.500	4	4	8	1.6	3	6-0	1	1	0	18 3.6
POSEY (TOT)	23	641	57-158	.361	18-71	.254	21-28	.750	17	98	115	5.0	36	77-0	10	30	8	153 6.7
PRICE	4	74	8-24	.333	4-16	.250	5-6	.833	0	9	9	2.3	9	4-0	1	6	0	25 6.3
RUSH	8	210	37-64	.578	20-32	.625	4-6	.667	2	25	27	3.4	11	16-0	5	6	4	98 12.3



## DETROIT PISTONS

### SERIES SCORES

DATE	IND-DET	DATE	IND-DET	DATE	IND-DET
*11/18/76	W 104-99	11/30/88	L 111-114	4/4/04	L 61-79
12/17/76	L 104-113	*1/7/89	W 113-99	11/19/04	W 97-82
1/30/77	L 120-127	1/20/89	L 99-132	*12/25/04	L 93-98
*3/5/77	W 118-96	*3/14/89	L 117-129	*1/27/05	L 76-88
12/3/77	W 103-89	4/19/89	L 105-115	3/25/05	W 94-81
*12/16/77	W 114-106 OT	*11/8/89	W 95-74	*2/4/06	W 93-85
3/5/78	L 110-122	12/9/89	L 93-121	2/23/06	L 83-88
*3/9/78	W 112-105	1/5/90	L 99-122	*3/24/06	L 72-75
*12/8/78	W 114-107	3/4/90	L 105-111	4/9/06	L 73-98
12/21/78	L 108-121	*4/20/90	L 115-121 OT	*12/13/06	W 101-90
*3/13/79	W 122-120 OT	*11/21/90	L 100-108 OT	12/29/06	W 93-92
3/17/79	L 98-105	2/13/91	W 105-101	1/28/07	L 87-95
10/12/79	L 105-114	*3/9/91	L 112-114	*4/3/07	L 85-100
*11/24/79	W 115-97	3/27/91	L 93-102	12/28/07	L 101-114
*12/8/79	W 103-102	*4/14/91	W 125-107	*12/29/07	L 92-98
12/26/79	W 98-97	*11/18/91	W 118-101	*1/29/08	L 104-110
*1/12/80	W 122-109	12/3/91	W 108-99	2/13/08	L 80-96
3/26/80	W 124-114	*1/15/92	L 104-118	10/29/08	L 94-100
*10/11/80	W 100-87	3/4/92	L 107-110 OT	12/12/08	L 110-114
11/18/80	W 102-97	*11/7/92	L 87-89	*1/14/09	W 110-106 OT
12/19/80	L 106-109	11/14/92	W 104-100	*4/11/09	W 106-102
*1/14/81	W 101-99	12/18/92	L 106-122	1/22/10	W 105-93
2/8/81	W 124-101	*1/30/93	W 110-106	*2/5/10	W 107-83
*3/14/81	L 94-101	4/23/93	L 104-109	*3/19/10	W 108-102
*12/4/81	W 105-95	*11/6/93	L 107-113	3/22/10	W 98-83
12/17/81	W 100-96	1/8/94	W 101-92		
2/20/82	L 100-115	*2/25/94	W 110-90		
*2/28/82	W 112-101	*4/5/94	W 105-89		
*3/31/82	W 108-106	4/17/94	W 104-99		
4/3/82	L 102-105	11/10/94	L 110-112		
*10/31/82	L 115-118	*12/6/94	W 90-83		
11/10/82	L 91-115	*2/15/95	W 114-88		
*2/2/83	W 141-135	3/1/95	L 79-92		
3/8/83	L 101-107	*1/19/96	W 89-81		
*3/13/83	W 118-114	2/1/96	L 70-87		
3/23/83	L 96-109	*4/13/96	W 91-86		
*11/23/83	L 113-115	4/17/96	L 93-102		
12/3/83	L 99-117	11/1/96	L 89-95		
*1/11/84	L 96-112	*12/20/96	L 75-84		
1/24/84	W 114-107	12/26/96	W 95-89 OT		
*2/24/84	W 108-100	*4/20/97	L 120-124 OT		
4/10/84	L 98-100	11/5/97	W 99-87		
*12/1/84	L 109-131	*12/19/97	W 98-90		
12/14/84	L 96-120	*1/14/98	W 100-93		
*12/28/84	L 110-116	3/11/98	L 91-121		
1/11/85	L 109-120	2/7/99	L 98-107		
*4/2/85	L 121-124	4/5/99	W 88-86		
4/10/85	L 114-116	*4/9/99	L 101-102		
11/1/85	L 116-124	*11/25/99	L 99-107		
*11/2/85	L 117-128	2/23/00	W 118-111		
*1/20/86	W 105-99	*2/29/00	W 115-105		
3/12/86	L 101-111	4/16/00	W 112-101		
4/1/86	L 108-116	*11/11/00	W 94-84		
*4/5/86	L 106-115	11/15/00	W 92-88		
*11/1/86	W 92-89	*2/15/01	W 82-73		
*12/23/86	W 111-98	3/11/01	L 78-95		
2/5/87	W 98-93	11/17/01	L 98-104		
*3/11/87	L 98-107	*1/18/02	L 93-96		
3/16/87	L 95-115	3/10/02	W 89-84		
4/2/87	L 73-119	*3/26/02	L 77-96		
*11/10/87	W 121-118	*11/23/02	L 91-106		
*12/30/87	L 95-105	*1/18/03	W 88-86		
1/27/88	L 86-103	1/20/03	L 78-88		
*3/8/88	W 117-104	4/4/03	W 98-92		
3/22/88	L 104-123	10/29/03	W 89-87		
4/22/88	W 103-98	*12/19/03	W 80-75		
*11/29/88	W 107-98	*1/20/04	W 81-69		

### SERIES RECORD

#### OVERALL

Indiana 76 wins  
Detroit 83 wins

#### AT INDIANA

Indiana 48 wins  
Detroit 31 wins

#### AT DETROIT

Indiana 28 wins  
Detroit 52 wins

#### PLAYOFFS

Indiana 4 wins  
Detroit 11 wins

### SERIES HIGHS

#### POINTS

**Pacers:** 42, Danny Granger, 12/12/08  
**Pistons:** 40, Kelly Tripucka, 2/2/83  
Jerry Stackhouse,  
2/15/01

#### REBOUNDS

**Pacers:** 25, Dan Roundfield, OT,  
12/16/77  
**Pistons:** 34, Dennis Rodman, OT,  
3/4/92

#### ASSISTS

**Pacers:** 16, Jerry Sichting, 1/24/84  
**Pistons:** 20, Kevin Porter, 3/17/79

### LARGEST WIN MARGINS

#### PACERS' LARGEST WIN VS. PISTONS

26 114-88, at Market Square Arena,  
2/15/95

#### PISTONS' LARGEST WIN VS. PACERS

46 119-73, at Silverdome, 4/2/87



## GOLDEN STATE WARRIORS

### COACHING STAFF



KEITH SMART

**HEAD COACH**  
Keith Smart

**COLLEGE**  
Indiana

**PRO COACHING RECORD**  
w/Golden State: entering 1st season  
**Overall:** entering 2nd season  
9-31 (.225)

#### ASSISTANT COACHES

Jerry Sichting  
Calbert Cheaney  
Robert Werdann  
Mark Price

#### HEAD ATHLETIC TRAINER

Tom Abdenour

### TEAM DIRECTORY

#### ADDRESS

1011 Broadway  
Oakland, CA 94607  
(510) 986-2200  
www.warriors.com

#### OWNER & MANAGING MEMBER

Christopher Cohan

#### CO-OWNERS

Michael Marks  
Jim Davidson  
John Thompson  
Fred Harman

#### PRESIDENT

Robert Rowell

#### GENERAL MANAGER

Larry Riley

#### EXECUTIVE DIRECTOR OF PUBLIC RELATIONS

Raymond Ridder

#### DIRECTOR OF PUBLIC RELATIONS

Dan Martinez

#### ASSISTANT, PUBLIC RELATIONS

Benjamin Chen  
Nick O'Hayre

#### TEAM COLORS

Warriors Royal Blue, California  
Golden Yellow

#### HOME COURT

ORACLE Arena  
(19,596; opened 1997)

#### FRANCHISE HISTORY

Philadelphia Warriors, 1946-62  
San Francisco Warriors, 1962-71  
Golden State Warriors, 1971-72  
to present

#### RADIO

KNBR (680/1050 AM)  
Tim Roye

#### TELEVISION

Comcast SportsNet Bay Area  
Bob Fitzgerald and Jim Barnett

### 2009-10 RECAP

**RECORD:** 26-56

**PACIFIC DIVISION:** 5-11

**WESTERN CONFERENCE:** 15-37

**HOME:** 18-23

**ROAD:** 8-33

**FINISH:** 4th in division; 13th in conference

**PLAYOFFS:** Did not qualify

### 2010-11 VS. PACERS

1/19 at ORACLE Arena ..... 10:30 p.m. 3/1 at Conseco Fieldhouse ..... 7:00 p.m.

### PACERS CAREER STATISTICS VS. GOLDEN STATE

NAME	GP	MIN	3-POINT			FTM-FTA	PCT	OR	DR	TR	AVG	AST	PF-DQ	STL	TO	BKS	PTS	AVG	
			FGM-FGA	PCT	PCT														
COLLISON (TOT)	4	127	20-40	.500	6-12	.500	8-11	.727	4	8	12	3.0	41	4-0	5	20	0	54	13.5
DUNLEAVY (IND)	5	167	27-68	.397	9-33	.273	22-23	.957	4	35	39	7.8	17	14-0	4	14	2	85	17.0
FORD (IND)	3	63	16-30	.533	1-3	.333	5-6	.833	1	7	8	2.7	11	7-0	2	8	1	38	12.7
FORD (TOT)	10	301	57-130	.438	2-10	.200	39-46	.848	6	33	39	3.9	75	30-0	13	28	2	155	15.5
FOSTER	17	369	43-82	.524	0-0	—	21-42	.500	55	80	135	7.9	17	42-0	15	16	8	107	6.3
GRANGER	10	346	69-154	.448	16-43	.372	67-68	.985	14	62	76	7.6	21	27-0	13	23	11	221	22.1
HANSBROUGH	2	26	4-15	.267	0-0	—	7-10	.700	5	3	8	4.0	0	8-0	0	0	1	15	7.5
HIBBERT	2	36	6-13	.462	0-0	—	6-7	.857	6	5	11	5.5	4	10-0	0	5	2	18	9.0
D. JONES (IND)	2	69	12-26	.462	0-1	.000	7-8	.875	1	1	2	1.0	3	7-0	1	5	5	31	15.5
D. JONES (TOT)	16	291	45-95	.474	0-4	.000	26-31	.839	5	23	28	1.8	9	31-0	12	20	7	116	7.3
S. JONES (IND)	1	20	2-4	.500	0-0	—	0-0	—	2	7	9	9.0	2	2-0	0	2	1	4	4.0
S. JONES (TOT)	5	38	6-10	.600	0-0	---	4-5	.800	3	9	12	2.4	4	4-0	0	3	1	16	3.2
McROBERTS	--HAS NOT PLAYED--																		
POSEY (TOT)	34	897	104-254	.409	37-111	.333	64-86	.744	37	130	167	4.9	63	93-0	39	34	13	309	9.1
PRICE	1	8	0-1	.000	0-0	—	1-2	.500	0	1	1	1.0	1	0-0	0	0	0	1	1.0
RUSH	4	101	8-30	.267	4-13	.308	1-4	.250	2	19	21	5.3	1	6-0	3	3	4	21	5.3

## GOLDEN STATE WARRIORS

## SERIES SCORES

DATE	IND-GS	DATE	IND-GS	DATE	IND-GS
11/13/76	L 112-120	*1/25/86	W 124-101	*3/5/99	L 83-102
*1/14/77	L 109-113	2/10/87	W 126-125 OT	*2/26/00	W 104-88
*2/18/77	L 111-116	*2/16/87	W 112-93	3/5/00	W 114-95
3/19/77	L 91-150	*2/1/88	W 90-88	*11/17/00	L 90-92
11/9/77	L 129-132	2/11/88	W 108-107	11/30/00	L 95-99
*11/23/77	W 126-116	*1/28/89	L 112-114	2/25/02	W 102-97 OT
3/23/78	L 115-119	3/2/89	W 131-127 OT	*3/12/02	W 115-101
*3/31/78	L 103-111	12/22/89	L 124-150	*1/11/03	W 116-104
11/10/78	L 111-116	*1/15/90	W 144-105	3/4/03	L 100-107
*2/2/79	W 87-84	3/12/91	L 117-129	*2/24/04	W 107-96
2/23/79	W 96-94	*3/31/91	W 127-120 OT	3/2/04	W 96-88
*3/7/79	L 98-105	1/4/92	L 121-140	12/4/04	L 96-104
11/10/79	W 104-101	*3/27/92	L 117-125	*3/11/05	W 101-83
*2/15/80	L 107-118	12/8/92	W 125-115	1/5/06	W 99-89
11/8/80	L 111-118	*1/16/93	W 117-116	*2/10/06	W 107-95
*1/28/81	W 108-102	12/4/93	L 92-99	11/29/06	W 108-106
1/9/82	L 106-115	*2/7/94	W 104-99	*2/5/07	L 98-113
*3/9/82	L 85-92	*11/24/94	W 123-96	1/13/08	L 101-106
*11/17/82	W 124-122 OT	12/3/94	W 118-107	*1/16/08	W 125-117
1/2/83	L 105-114	12/2/95	L 97-100	*12/17/08	W 127-120
*11/25/83	L 105-110	*2/9/96	W 94-85	1/11/09	L 117-120
3/6/84	L 109-125	12/6/96	W 86-71	*11/11/09	W 108-94
1/3/85	W 112-96	*1/17/97	L 91-98	11/30/09	L 107-126
*1/21/85	W 129-127 2OT	*11/1/97	W 96-83	* AT INDIANAPOLIS	
1/13/86	L 108-119	3/6/98	W 101-87	OT OVERTIME	

## SERIES RECORD

## OVERALL

Indiana 39 wins  
Golden State 34 wins

## AT INDIANA

Indiana 24 wins  
Golden State 13 wins

## AT GOLDEN STATE

Indiana 15 wins  
Golden State 21 wins

## SERIES HIGHS

## POINTS

**Pacers:** 43, John Williamson,  
11/23/77

**Warriors:** 45, Rick Barry, 11/9/77  
Monta Ellis, 11/30/09

## REBOUNDS

**Pacers:** 19, Adrian Dantley, 11/9/77

**Warriors:** 23, Larry Smith, 1/9/82  
Donyell Marshall, 2/26/00

## ASSISTS

**Pacers:** 14, Ricky Sobers, 11/23/77  
Mark Jackson, 11/24/94  
Jamaal Tinsley, 3/4/03

**Warriors:** 15, Eric Floyd, 2/10/87

## LARGEST WIN MARGINS

## PACERS' LARGEST WIN VS. WARRIORS

39 144-105, at Market Square Arena,  
1/15/90

## WARRIORS' LARGEST WIN VS. PACERS

59 150-91, at Oakland Coliseum,  
3/19/77



## HOUSTON ROCKETS



RICK ADELMAN

### COACHING STAFF

#### HEAD COACH

Rick Adelman

#### COLLEGE

Loyola Marymount

#### PRO COACHING RECORD

w/Houston: entering 4th season,  
150-96 (.610)

Overall: entering 20th season,  
902-577 (.610)

#### ASSISTANT COACHES

R.J. Adelman

T.R. Dunn

Jack Sikma

Elston Turner

#### ASSISTANT COACH/ADVANCE SCOUT

Pat Zipfel

#### SENIOR VP OF BASKETBALL OPERATIONS/ ATHLETIC TRAINER

Keith Jones

#### DIRECTOR OF STRENGTH AND CONDITIONING

Darryl Eto

### TEAM DIRECTORY

#### ADDRESS

Toyota Center  
1510 Polk Street  
Houston, TX 77002  
(713) 758-7200  
www.rockets.com

#### OWNER

Leslie L. Alexander

#### CHIEF EXECUTIVE OFFICER

Tad Brown

#### GENERAL MANAGER AND MANAGING DIRECTOR BASKETBALL OPERATIONS

Daryl Morey

#### SENIOR CONSULTANT

Carroll Dawson

#### EXECUTIVE VICE PRESIDENT OF BASKETBALL OPERATIONS

Sam Hinkie

#### DIRECTOR, MEDIA RELATIONS

Nelson Luis

#### MANAGER OF MEDIA & PLAYER RELATIONS

Tracey Hughes

#### MANAGER OF MEDIA SERVICES

Bob Schranz

#### TEAM COLORS

Red, White and Silver

#### HOME COURT

Toyota Center  
(18,043; opened 2003)

#### FRANCHISE HISTORY

San Diego Rockets, 1967-71

Houston Rockets, 1971-72 to present

#### RADIO

KILT (610 AM)

Craig Ackerman and Joel Blank

#### SPANISH RADIO

KEYH (850 AM)

Adrian Chavarria

#### TELEVISION

FSN Houston

Bill Worrell, Clyde Drexler  
and Matt Bullard

### 2009-10 RECAP

RECORD: 42-40

SOUTHWEST DIVISION: 9-7

WESTERN CONFERENCE: 28-24

HOME: 23-18

ROAD: 19-22

FINISH: 3rd in division; 9th in conference

PLAYOFFS: Did not qualify

### 2010-11 VS. PACERS

11/12 at Conseco Fieldhouse ..... 7:00 p.m. 3/5 at Toyota Center ..... 8:30 p.m.

### PACERS CAREER STATISTICS VS. HOUSTON

NAME	GP	MIN	3-POINT		FTM-FTA	PCT	OR	DR	TR	AVG	AST	PF-DQ	STL	TO	BKS	PTS	AVG	
			FGM-FGA	PCT														
COLLISON (TOT)	4	114	24-42	.571	2-5	.400	10-12	.833	1	6	7	1.8	21	8-0	5	9	0	60 15.0
DUNLEAVY (IND)	6	186	27-68	.397	8-23	.348	9-13	.692	3	17	20	3.3	19	13-0	2	10	2	71 11.8
DUNLEAVY (TOT)	22	632	69-188	.367	18-63	.286	32-42	.762	14	78	92	4.2	66	47-0	12	36	5	192 8.7
FORD (IND)	3	88	17-41	.415	1-5	.200	19-21	.905	3	6	9	3.0	11	8-0	2	1	0	54 18.0
FORD (TOT)	9	283	37-110	.336	3-14	.214	37-45	.822	6	26	32	3.6	48	13-0	10	20	2	114 12.7
FOSTER	17	392	34-67	.507	0-0	--	8-17	.471	48	73	121	7.1	25	49-0	17	12	7	76 4.5
GRANGER	8	282	48-126	.381	16-40	.400	40-44	.909	8	32	40	5.0	22	23-0	9	13	12	152 19.0
HANSBROUGH	--HAS NOT PLAYED--																	
HIBBERT	3	67	13-28	.464	0-0	—	7-9	.778	7	16	23	7.7	11	4-0	0	4	5	33 11.0
D. JONES (IND)	2	34	5-8	.625	0-0	—	4-6	.667	2	4	6	3.0	2	4-0	2	1	2	14 7.0
D. JONES (TOT)	15	240	26-53	.491	0-4	.000	17-21	.810	12	17	29	1.9	12	36-1	9	15	5	69 4.6
S. JONES (IND)	2	27	2-6	.333	0-0	—	4-4	1.000	1	1	2	1.0	1	4-0	1	1	1	8 4.0
S. JONES (TOT)	5	42	3-8	.375	0-0	—	6-6	1.000	1	2	3	0.6	1	14-0	1	2	1	12 2.4
McROBERTS	1	33	8-9	.889	2-3	.667	0-0	—	2	10	12	12.0	1	3-0	2	0	1	18 18.0
POSEY (TOT)	34	914	92-230	.400	30-113	.265	45-55	.818	33	147	180	5.3	53	102-0	33	44	5	259 7.6
PRICE	1	23	6-11	.545	5-9	.556	0-0	—	0	1	1	1.0	2	1-0	1	2	0	17 17.0
RUSH	3	79	9-15	.600	3-5	.600	0-0	—	2	8	10	3.3	3	10-0	2	3	0	21 7.0

## HOUSTON ROCKETS

### SERIES SCORES

DATE	IND-HOU	DATE	IND-HOU	DATE	IND-HOU
12/4/76	L 108-120	3/8/85	L 105-125	1998-99 SEASON, DID NOT PLAY	
*12/26/76	L 79-93	11/20/85	L 97-126	11/15/99	W 96-87
*3/11/77	L 109-124	*3/26/86	L 101-110	*3/17/00	W 111-102
3/22/77	L 99-106	*11/26/86	L 88-92	*11/21/00	L 89-101
*12/30/77	W 99-98	1/8/87	L 96-110	3/13/01	L 118-127 3OT
1/4/78	L 96-104	1/16/88	L 102-132	*12/13/01	W 108-106 OT
2/15/78	L 122-126	*3/31/88	L 100-102	1/5/02	W 81-79
*4/8/78	L 111-112	*4/4/89	L 88-90	*10/30/02	W 91-82
*1/30/79	W 112-106	4/11/89	L 99-108	12/18/02	L 83-95
2/13/79	W 124-120	*12/29/89	W 103-97	12/23/03	W 79-71
*3/23/79	W 141-134	1/3/90	L 103-117	*1/23/04	L 78-74
3/28/79	W 125-124	*11/23/90	W 112-111	1/18/05	W 87-74
10/17/79	L 112-116	1/5/91	L 99-112	*2/11/05	L 83-91
*10/31/79	W 133-129 OT	*11/29/91	W 141-121	*11/20/05	W 85-74
*1/29/80	W 133-112	2/3/92	L 111-122	3/8/06	L 99-103
2/26/80	L 88-93	*1/23/93	L 100-113	*12/26/06	W 81-76
3/22/80	L 110-125	2/2/93	L 104-115	3/20/07	L 76-86
*3/30/80	L 106-121	*11/18/93	L 83-99	*2/1/08	L 103-106
*11/22/80	W 129-120	1/29/94	W 119-108	3/5/08	L 99-117
2/25/81	L 100-101	*11/9/94	L 104-109	11/26/08	W 91-90
*11/17/81	L 82-102	1/7/95	W 88-83	*1/23/09	W 107-102
1/26/82	L 94-104	*11/23/95	L 108-115	2/20/10	W 125-115
*11/19/82	L 98-109	1/6/96	L 87-99	*4/4/10	W 133-102
12/17/82	L 107-114	11/14/96	L 88-90	* AT INDIANAPOLIS	
*11/1/83	W 116-108	*1/31/97	W 100-74	OT OVERTIME	
12/17/83	L 94-109	1/8/98	W 87-80		
*11/14/84	W 125-117	*3/25/98	L 81-86		

### SERIES RECORD

#### OVERALL

Indiana 30 wins  
Houston 46 wins

#### AT INDIANA

Indiana 19 wins  
Houston 19 wins

#### AT HOUSTON

Indiana 11 wins  
Houston 27 wins

### SERIES HIGHS

#### POINTS

**Pacers:** 42, Butch Carter, 11/1/83  
**Rockets:** 44, Moses Malone, 10/17/79

#### REBOUNDS

**Pacers:** 21, Dan Roundfield, 4/8/78  
**Rockets:** 29, Moses Malone, 10/17/79

#### ASSISTS

**Pacers:** 18, Vern Fleming, 11/23/90  
Jamaal Tinsley, OT,  
12/13/01

**Rockets:** 20, John Lucas, 4/8/78

### LARGEST WIN MARGINS

#### PACERS' LARGEST WIN VS. ROCKETS

31 133-102, at Conesco Fieldhouse,  
4/4/10

#### ROCKETS' LARGEST WIN VS. PACERS

30 132-102, at The Summit, 1/16/88



## LOS ANGELES CLIPPERS



VINNY DEL NEGRO

## COACHING STAFF

## HEAD COACH

Vinny Del Negro

## COLLEGE

North Carolina State

## PRO COACHING RECORD

w/L.A. Clippers: entering 1st season

Overall: entering 3rd season,  
82-82 (.500)

## ASSISTANT COACHES

Dean Demopoulos

Marc Iavaroni

Robert Pack

## HEAD ATHLETIC TRAINER

Jasen Powell

## STRENGTH AND CONDITIONING COACH

Richard Williams

ASSOCIATE ATHLETIC TRAINER/STRENGTH  
AND CONDITIONING COACH

Johan Wang

## EQUIPMENT MANAGER

Pete Serrano

## TEAM DIRECTORY

## ADDRESS

1111 S. Figueroa Street, Suite 1100  
Los Angeles, CA 90015  
(213) 742-7500  
www.clippers.comCHAIRMAN OF THE BOARD, OWNER  
AND NBA GOVERNOR

Donald T. Sterling

PRESIDENT AND NBA  
ALTERNATE GOVERNOR

Andy Roeser

VICE PRESIDENT OF  
BASKETBALL OPERATIONS

Neil Olshey

VICE PRESIDENT OF  
COMMUNICATIONS

Joseph Safety

## DIRECTOR OF COMMUNICATIONS

Rob Raichlen

ASSISTANT DIRECTOR  
OF COMMUNICATIONS

Seth Burton

ASSISTANT DIRECTOR  
OF MEDIA SERVICES

Ta'Nisha Cooper

## MEDIA SERVICES COORDINATOR

Steven Esparza

## TEAM COLORS

Red, White, Blue

## HOME COURT

STAPLES Center  
(19,060; opened 1999)

## FRANCHISE HISTORY

Buffalo Braves, 1970-78  
San Diego Clippers, 1978-84  
Los Angeles Clippers, 1984-85  
to present

## RADIO

KFWB 980

Brian Sieman

## CABLE TELEVISION

Prime Ticket

Ralph Lawler and Michael Smith

## 2009-10 RECAP

RECORD: 29-53

PACIFIC DIVISION: 5-11

WESTERN CONFERENCE: 15-37

HOME: 21-20

ROAD: 8-33

FINISH: 3rd in division; 12th in conference

PLAYOFFS: Did not qualify

## 2010-11 VS. PACERS

11/18 at Conseco Fieldhouse ..... 7:00 p.m. 1/17 at STAPLES Center ..... 3:30 p.m.

## PACERS CAREER STATISTICS VS. LOS ANGELES CLIPPERS

NAME	GP	MIN	3-POINT			FTM-FTA	PCT	OR	DR	TR	AVG	AST	PF-DQ	STL	TO	BKS	PTS	AVG
			FGM-FGA	PCT	PCT													
COLLISON (TOT)	3	88	15-31	.484	2-5	.400	0-0	--	3	5	8	2.7	22	5-0	1	8	0	32 10.7
DUNLEAVY (IND)	5	169	28-55	.509	7-12	.583	7-8	.875	3	20	23	4.6	11	15-0	3	8	4	72 14.4
DUNLEAVY (TOT)	22	648	94-223	.422	21-69	.304	42-59	.712	33	79	112	5.1	56	56-0	17	41	10	253 11.5
FORD (IND)	4	121	21-43	.488	0-4	.000	14-17	.824	2	11	13	3.3	21	12-0	5	11	1	56 14.0
FORD (TOT)	11	275	41-101	.406	1-7	.143	31-36	.861	6	20	26	2.4	54	28-0	14	27	2	114 10.4
FOSTER	17	331	31-74	.419	0-3	.000	16-25	.640	43	72	115	6.8	15	45-2	13	9	8	78 4.6
GRANGER	7	193	28-71	.394	3-17	.176	10-17	.588	10	20	30	4.3	10	15-0	9	8	7	69 9.9
HANSBROUGH	2	33	2-12	.167	0-0	—	2-2	1.000	1	7	8	4.0	1	4-0	1	2	0	6 3.0
HIBBERT	3	74	20-37	.541	0-0	—	3-4	.750	4	12	16	5.3	7	13-0	3	6	8	43 14.3
D. JONES (IND)	2	69	9-27	.333	1-4	.250	5-5	1.000	0	12	12	6.0	3	8-0	0	7	0	24 12.0
D. JONES (TOT)	17	319	36-96	.375	6-10	.600	36-47	.766	9	27	36	2.1	18	37-0	9	19	3	114 6.7
S. JONES	4	37	5-8	.625	0-0	—	1-2	.500	2	2	4	1.0	0	9-0	0	2	1	11 2.8
McROBERTS	2	20	1-3	.333	0-0	—	2-4	.500	2	3	5	2.5	1	2-0	0	0	2	4 2.0
POSEY (TOT)	32	932	120-270	.444	51-129	.395	50-60	.833	28	112	140	4.4	51	90-0	42	38	10	341 10.7
PRICE	—HAS NOT PLAYED—																	
RUSH	4	134	13-49	.265	4-17	.235	9-16	.563	2	23	25	6.3	5	12-0	2	5	2	39 9.8

## LOS ANGELES CLIPPERS

## SERIES SCORES

DATE	IND-LAC	DATE	IND-LAC	DATE	IND-LAC
12/7/76	W 107-103	11/18/86	W 98-93	1/8/00	L 94-107
*12/11/76	W 109-101	*1/2/87	W 116-106	1/8/01	W 85-82
2/21/77	L 106-117	*11/1/88	W 111-90	*1/15/01	W 89-74
*3/2/77	W 116-108	1/20/88	L 97-104	12/2/01	L 72-103
11/15/77	W 100-94	11/18/88	L 110-113	*2/23/02	W 106-88
1/12/78	L 92-111	*1/6/89	W 123-88	12/1/02	W 92-87
*1/22/78	W 99-90	12/19/89	L 102-128	*1/26/03	W 108-101
*3/15/78	W 111-106	*3/3/90	L 105-107	*11/19/03	W 91-78
*10/21/78	W 125-119	*1/8/91	L 107-122	3/3/04	W 101-94 OT
11/14/78	L 106-109	3/15/91	W 121-109	*11/10/04	L 68-102
*12/30/78	L 111-114	11/11/91	L 97-106	12/1/04	L 76-88
2/27/79	L 107-124	*1/8/92	L 102-104	11/27/05	W 97-92
11/16/79	L 97-105	12/13/92	L 101-112	*12/21/05	W 97-75
*1/25/80	W 139-117	*1/5/93	W 114-106	*2/11/07	W 94-80
12/27/80	L 109-121	12/1/93	W 120-100	3/3/07	L 64-87
*1/3/81	W 128-104	*3/28/94	W 126-93	*11/7/07	L 89-104
11/14/81	W 123-114	12/1/94	W 93-84	12/2/07	W 101-95
*2/18/82	W 119-114	*3/22/95	W 107-103	*12/19/08	L 109-117 2OT
*11/9/82	W 100-95	*12/10/95	W 111-104	3/7/09	W 106-105
1/20/83	L 95-100	1/3/96	W 110-94	*11/25/09	W 86-73
*1/31/84	W 111-97	1/15/97	W 108-93	12/5/09	L 72-88
3/7/84	L 110-114	*3/30/97	W 103-96 OT	* AT INDIANAPOLIS OT OVERTIME	
2/4/85	L 96-115	2/1/98	W 99-92		
*3/14/85	L 112-113	*3/31/98	W 128-106		
*1/4/86	W 106-77	1998-99 SEASON, DID NOT PLAY			
3/2/86	W 129-112	*12/11/99	W 108-90		

## SERIES RECORD

## OVERALL

Indiana 45 wins  
Los Angeles 27 wins

## AT INDIANA

Indiana 28 wins  
Los Angeles 8 wins

## AT LOS ANGELES

Indiana 14 wins  
Los Angeles 11 wins

## AT SAN DIEGO

Indiana 1 win  
San Diego 6 wins

## AT BUFFALO

Indiana 2 wins  
Buffalo 2 wins

## SERIES HIGHS

## POINTS

**Pacers:** 44, Billy Knight, 1/25/80  
Rik Smits, 12/10/95

**Clippers:** 42, Bob McAdoo, 12/7/76

## REBOUNDS

**Pacers:** 21, Dave Robisch, 3/2/77  
**Clippers:** 29, Bob McAdoo, 12/7/76

## ASSISTS

**Pacers:** 15, Mark Jackson, 3/31/98  
Jamaal Tinsley, 1/26/03  
**Clippers:** 13, Randy Smith, 3/15/78

## LARGEST WIN MARGINS

## PACERS' LARGEST WIN VS. CLIPPERS

35 123-88, at Market Square Arena,  
1/6/89

## CLIPPERS' LARGEST WIN VS. PACERS

34 102-68, at Consecro Fieldhouse,  
11/10/04





## LOS ANGELES LAKERS



PHIL JACKSON

## COACHING STAFF

## HEAD COACH

Phil Jackson

## COLLEGE

North Dakota

## PRO COACHING RECORD

w/L.A. Lakers: entering 11th season,

553-267 (.674)

Overall: entering 20th season,

1098-460 (.705)

## ASSISTANT COACHES

Jim Clemons

Frank Hamblen

Chuck Person

Brian Shaw

## SPECIAL ASSISTANT COACHES

Kareem Abdul-Jabbar

Craig Hodges

## HEAD ATHLETIC TRAINER

Gary Vitti

## TEAM DIRECTORY

## ADDRESS

555 N. Nash Street  
El Segundo, CA 90245  
(310) 426-6000  
www.lakers.com

OWNER/PRESIDENT/  
GOVERNOR AND DIRECTOR

Dr. Jerry Buss

## CO-OWNERS

Philip F. Anschutz  
Edward P. Roski, Jr.

## CO-OWNER/VICE PRESIDENT

Earvin Johnson

## GENERAL MANAGER

Mitch Kupchak

## EXECUTIVE VP

## OF PLAYER PERSONNEL

Jim Buss

## ASSISTANT GENERAL MANAGER

Ronnie Lester

## VICE PRESIDENT, PUBLIC RELATIONS

John Black

SENIOR MANAGER,  
PUBLIC RELATIONS

Alison Bogli  
Josh Rupperecht

## COORDINATOR, PUBLIC RELATIONS

Nick Mazzella

## ASSISTANT, PUBLIC RELATIONS

Matt Fleer

## TEAM COLORS

Purple and Gold

## HOME COURT

STAPLES Center  
(18,997; opened 1999)

## FRANCHISE HISTORY

Minneapolis Lakers, 1948-60

Los Angeles Lakers, 1960-61

to present

## RADIO

710 AM ESPN Radio

Spero Dedes and Mychal Thompson

## SPANISH RADIO

1330 AM ESPN Deportes

Fernando Gonzalez and Pepe Mantilla

## TELEVISION

KCAL-TV (Ch. 9)

FS West

Joel Meyers and Stu Lantz

## 2009-10 RECAP

RECORD: 57-25

PACIFIC DIVISION: 13-3

WESTERN CONFERENCE: 35-17

HOME: 34-7

ROAD: 23-18

FINISH: 1st in division, 1st in conference

PLAYOFFS: Defeated Oklahoma City, 4-2, First Round;  
defeated Utah, 4-0, Western Conference Semifinals;  
defeated Phoenix, 4-2, Western Conference Finals;  
defeated Boston, 4-3, NBA Finals

## 2010-11 VS. PACERS

11/28 at STAPLES Center ..... 9:30 p.m. 12/15 at Consecro Fieldhouse ..... 7:00 p.m.

## PACERS CAREER STATISTICS VS. LOS ANGELES LAKERS

NAME	GP	MIN	FGM-FGA	PCT	3-POINT		FTM-FTA	PCT	OR	DR	TR	AVG	AST	PF-DQ	STL	TO	BKS	PTS	AVG
					FGM-FGA	PCT													
COLLISON (TOT)	3	62	15-27	.556	4-7	.571	9-9	1.000	0	6	6	2.0	11	2-0	4	6	0	43	14.3
DUNLEAVY (IND)	6	160	21-61	.344	8-28	.286	16-19	.842	1	26	27	4.5	17	9-0	7	8	2	66	11.0
DUNLEAVY (TOT)	22	573	78-204	.382	26-81	.321	42-55	.764	19	89	108	4.9	55	39-0	18	33	7	225	10.2
FORD (IND)	2	58	13-23	.565	1-2	.500	2-2	1.000	1	5	6	3.0	13	4-0	3	3	0	29	14.5
FORD (TOT)	7	207	41-92	.446	2-4	.500	13-17	.765	7	16	23	3.3	43	16-0	9	16	1	97	13.9
FOSTER	16	330	33-59	.559	0-0	—	18-25	.720	46	82	128	8.0	15	41-0	7	11	5	84	5.3
GRANGER	10	353	55-133	.414	16-44	.364	43-51	.843	12	38	50	5.0	26	39-1	13	17	4	169	16.9
HANSBROUGH	— HAS NOT PLAYED —																		
HIBBERT	4	78	20-38	.526	0-0	—	6-10	.600	9	6	15	3.8	5	14-0	2	4	5	46	11.5
D. JONES (IND)	2	58	11-25	.440	0-0	—	2-2	1.000	2	5	7	3.5	4	7-0	2	2	0	24	12.0
D. JONES (TOT)	17	323	43-100	.430	1-7	.143	14-23	.609	13	31	44	2.6	16	48-0	5	21	8	101	5.9
S. JONES	4	32	3-6	.500	0-0	—	3-4	.750	4	6	10	2.5	0	7-0	0	4	3	9	2.3
McROBERTS	3	36	9-15	.600	0-0	—	1-2	.500	6	6	12	4.0	2	9-0	2	2	1	19	6.3
POSEY (TOT)	33	921	111-246	.451	46-118	.390	51-64	.797	28	135	163	4.9	52	102-0	31	44	12	319	9.7
PRICE	2	19	2-6	.333	1-5	.200	0-0	—	0	3	3	1.5	2	0	0	1	0	5	2.5
RUSH	4	92	14-30	.467	5-15	.333	1-2	.500	4	12	16	4.0	2	6-0	0	6	2	34	8.5

## LOS ANGELES LAKERS

### SERIES SCORES

DATE	IND-LAL	DATE	IND-LAL	DATE	IND-LAL
11/12/76	L 106-117	*1/9/88	L 98-101	3/1/02	L 84-96
*12/8/78	W 111-98	2/9/88	W 110-108	*2/4/03	L 94-97
1/23/77	L 104-121	*12/10/88	L 105-112	3/5/03	L 95-97
*3/23/77	L 97-105	3/3/89	L 117-139	11/30/03	L 77-99
*10/19/77	L 120-133	11/15/89	L 94-117	*2/2/04	W 85-72
11/4/77	L 99-111	*1/24/90	L 111-120	3/6/05	L 94-103
*1/8/78	W 104-103	12/16/90	L 112-115	*3/18/05	W 103-97
3/26/78	L 99-110	*1/21/91	L 114-120	1/9/06	L 90-96
*11/8/78	L 111-113	1/3/92	W 114-87	*2/1/06	W 105-79
11/12/78	L 106-134	*3/16/92	W 98-85	12/4/06	L 87-101
*2/18/79	L 111-122	*1/28/93	W 127-110	*2/2/07	W 95-84
2/25/79	L 108-118	3/28/93	L 90-92	*11/20/07	L 114-134
11/18/79	L 104-127	*11/26/93	L 100-102	1/6/08	L 96-112
*1/2/80	L 120-127	1/26/94	L 99-100	*12/2/08	W 118-117
12/26/80	L 115-116	*1/18/95	W 106-105	1/9/09	L 119-121
*2/4/81	L 96-102	3/13/95	L 91-93	*1/27/10	L 96-118
11/15/81	L 123-124 2OT	12/3/95	L 96-104	3/2/10	L 99-122
*1/15/82	L 92-97	*12/20/95	W 109-98	<b>PLAYOFFS</b>	
1/23/83	L 102-105	12/11/96	L 76-79	6/7/00	L 87-104
*2/20/83	L 112-126	*3/2/97	W 101-85	6/9/00	L 104-111
*2/7/84	L 105-106	*2/25/98	L 89-96	*6/11/00	W 100-91
3/10/84	W 126-114	3/4/98	L 95-104	*6/14/00	L 118-120 OT
2/3/85	L 100-122	2/14/99	W 101-99	*6/16/00	W 120-87
*2/22/85	W 122-113	*1/14/00	W 111-102	6/19/00	L 111-116
1/10/86	L 102-124	3/3/00	L 92-107	* AT INDIANAPOLIS	
*2/19/86	L 81-90	11/28/00	L 107-124	OT OVERTIME	
*1/22/87	L 108-118	*2/18/01	W 110-109		
2/13/87	L 108-113	*1/9/02	L 90-109		

### SERIES RECORD

#### OVERALL

Indiana 19 wins  
Los Angeles 54 wins

#### AT INDIANA

Indiana 15 wins  
Los Angeles 21 wins

#### AT LOS ANGELES

Indiana 4 wins  
Los Angeles 33 wins

#### PLAYOFFS

Indiana 2 wins  
Los Angeles 4 wins

### SERIES HIGHS

#### POINTS

**Pacers:** 39, Reggie Miller, 3/18/05  
**Lakers:** 45, Kobe Bryant, 1/9/06

#### REBOUNDS

**Pacers:** 20, Jermaine O'Neal, 2/4/03  
**Lakers:** 20, Kareem Abdul-Jabbar, OT, 11/15/81

#### ASSISTS

**Pacers:** 15, Mark Jackson, 3/2/97  
**Lakers:** 21, Magic Johnson, 12/16/90

### LARGEST WIN MARGINS

#### PACERS' LARGEST WIN VS. LAKERS

27 114-87, at The Forum, 1/3/92

#### LAKERS' LARGEST WIN VS. PACERS

28 134-106, at The Forum, 11/12/78



## MEMPHIS GRIZZLIES

### COACHING STAFF



LIONEL HOLLINS

#### HEAD COACH

Lionel Hollins

#### COLLEGE

Arizona State

#### PRO COACHING RECORD

w/Memphis: entering 4th season,  
53-72 (.424)

Overall: entering 5th season,  
71-114 (.384)

#### ASSISTANT COACHES

Henry Bibby  
Johnny Davis  
Barry Hecker  
David Joerger  
Damon Stoudamire

#### HEAD ATHLETIC TRAINER

Drew Graham

### TEAM DIRECTORY

#### ADDRESS

191 Beale St.  
Memphis, TN 38103  
(901) 205-1234  
Fax: (901) 205-1122  
www.grizzlies.com

#### MAJORITY OWNER

Michael Heasley

#### PRESIDENT

Gene Bartow

#### GENERAL MANAGER/VP OF BASKETBALL OPERATIONS

Chris Wallace

#### ASSISTANT GENERAL MANAGER

Kenny Williamson

#### DIRECTOR OF PLAYER PERSONNEL

Tony Barone

#### VICE PRESIDENT OF BASKETBALL

##### OPERATIONS

Dana Davis

#### DIRECTOR OF BASKETBALL

##### MEDIA RELATIONS

Dustin Krugel

#### COORDINATOR, BASKETBALL

##### MEDIA RELATIONS

Ross Wooden

#### TEAM COLORS

Navy, Blue and Gold

#### HOME COURT

FedEx Forum  
(18,119; opened 2004)

#### FRANCHISE HISTORY

Vancouver Grizzlies, 1995-2001  
Memphis Grizzlies, 2001-02  
to present

#### RADIO

WRBO (103.5 FM)  
Eric Hasseltine, Hank McDowell  
and Elliott Perry

#### TELEVISION

FS Tennessee/SportSouth  
Pete Pranic, Sean Tuohy and  
Rob Fischer

### 2009-10 RECAP

RECORD: 40-42

SOUTHWEST DIVISION: 5-11

WESTERN CONFERENCE: 22-30

HOME: 23-18

ROAD: 17-24

FINISH: 4th in division; 10th in conference

PLAYOFFS: Did not qualify

### 2010-11 VS. PACERS

12/26 at Consecro Fieldhouse ..... 7:00 p.m. 3/19 at FedEx Forum ..... 8:00 p.m.

### PACERS CAREER STATISTICS VS. MEMPHIS

NAME	GP	MIN	3-POINT			FTM-FTA	PCT	OR	DR	TR	AVG	AST	PF-DQ	STL	TO	BKS	PTS	AVG
			FGM-FGA	PCT	PCT													
COLLISON (TOT)	4	129	21-47	.447	2-7	.286	11-12	.917	1	8	9	2.3	3.8	4-0	9	10	1	55 13.8
DUNLEAVY (IND)	6	191	33-72	.458	4-22	.182	16-23	.696	4	16	20	3.3	15	14-0	7	9	1	86 14.3
DUNLEAVY (TOT)	20	521	74-173	.428	15-55	.273	41-53	.774	16	56	72	3.6	47	46-0	19	33	5	190 9.5
FORD (IND)	3	60	14-30	.467	3-5	.600	7-8	.875	3	4	7	2.3	3	5-0	0	7	1	38 12.7
FORD (TOT)	7	171	22-65	.338	3-8	.375	12-17	.706	9	11	20	2.9	29	16-0	7	13	1	59 8.4
FOSTER	20	392	53-95	.558	0-3	.000	21-31	.677	59	68	127	6.4	17	53-1	15	14	7	127 6.4
GRANGER	7	196	34-83	.410	7-21	.333	21-30	.700	8	20	28	4.0	17	18-0	6	13	10	96 13.7
HANSBROUGH	1	22	4-13	.308	0-0	—	6-6	1.000	2	2	4	4.0	2	3-0	2	0	0	14 14.0
HIBBERT	4	74	19-27	.704	0-0	—	12-13	.923	5	13	18	4.5	4	18-0	1	8	4	50 12.5
D. JONES (IND)	2	55	13-17	.765	0-0	—	2-4	.500	2	4	6	3.0	5	7-0	1	5	1	28 14.0
D. JONES (TOT)	7	121	23-35	.657	0-0	—	4-7	.571	6	8	14	2.0	7	22-1	3	12	2	50 7.1
S. JONES (IND)	2	17	2-4	.500	0-0	—	0-0	—	0	1	1	0.5	2	6-0	0	1	0	4 2.0
S. JONES (TOT)	4	47	4-8	.500	0-0	—	2-2	1.000	2	5	7	1.8	2	10-0	0	1	1	10 2.5
McROBERTS (IND)	1	23	4-7	.571	0-0	—	2-3	.667	2	2	4	4.0	3	5-0	1	1	1	10 10.0
McROBERTS (TOT)	2	26	5-10	.500	0-0	—	2-3	.667	2	6	8	4.0	3	5-0	1	2	1	12 6.0
POSEY (TOT)	29	767	82-198	.414	32-86	.372	51-56	.911	35	133	168	5.8	53	70-0	33	35	8	247 8.5
PRICE	2	20	1-8	.125	0-5	.000	0-0	—	3	1	4	2.0	4	3-0	0	0	0	2 1.0
RUSH	4	121	17-38	.447	6-17	.353	4-4	1.000	4	8	12	3.0	6	6-0	4	6	2	44 11.0

## MEMPHIS GRIZZLIES

## SERIES SCORES

DATE	IND-MEM	DATE	IND-MEM	DATE	IND-MEM
3/8/96	W 94-80	*1/30/02	W 83-82	*2/14/07	W 114-104
*3/22/96	W 111-94	3/7/02	L 111-122	11/3/07	W 121-111
*11/29/96	W 104-94	2/18/03	L 103-108 OT	*1/2/08	L 72-90
12/4/96	W 127-80	*3/21/03	W 101-92	12/26/08	L 105-108
*11/27/97	W 106-85	*12/29/03	W 94-86	*2/25/09	W 104-99
3/3/98	W 111-103	3/20/04	L 95-99	12/18/09	L 94-107
2/11/99	W 101-97	1/11/05	W 86-85	*12/30/09	L 110-121
*11/26/99	W 105-86	*2/13/05	W 76-73	* AT INDIANAPOLIS OT OVERTIME	
12/1/99	W 96-89	*12/10/05	W 80-66		
12/1/00	W 86-76 OT	3/21/06	L 75-105		
*3/23/01	W 95-75	2/3/07	W 116-110		

## SERIES RECORD

## OVERALL

Indiana 21 wins  
Memphis 8 wins

## AT INDIANA

Indiana 12 wins  
Memphis 2 wins

## AT VANCOUVER

Indiana 6 wins  
Memphis 0 wins

## AT MEMPHIS

Indiana 3 wins  
Memphis 6 wins

## SERIES HIGHS

## POINTS

**Pacers:** 38, Jermaine O'Neal, 3/21/03  
**Grizzlies:** 33, Jason Williams, 3/7/02

## REBOUNDS

**Pacers:** 18, Jermaine O'Neal, 3/21/03  
**Grizzlies:** 16, Shareef Abdur-Rahim,  
12/1/00  
Zach Randolph, 12/18/09

## ASSISTS

**Pacers:** 11, Mark Jackson, 11/27/97  
Mark Jackson, 2/11/99  
**Grizzlies:** 15, Jason Williams, 3/21/03

## LARGEST WIN MARGINS

## PACERS' LARGEST WIN VS. GRIZZLIES

47 127-80, at General Motors Place,  
12/4/96

## GRIZZLIES' LARGEST WIN VS. PACERS

30 105-75, at The FedEx Forum,  
3/21/06



## MIAMI HEAT



ERIK SPOELSTRA

### COACHING STAFF

**HEAD COACH**  
Erik Spoelstra

**COLLEGE**  
Portland

#### PRO COACHING RECORD

**w/Miami:** entering 3rd season,  
90-74 (.549)  
**Overall:** same

#### ASSISTANT COACHES

Keith Askins  
David Fizdale  
Chad Kammerer  
Bob McAdoo  
Ron Rothstein

**ASSISTANT COACH/ADVANCE SCOUT**  
Octavio De La Grana

**HEAD ATHLETIC TRAINER/  
TRAVEL COORDINATOR**  
Jay Sabol

**ASSISTANT COACH/STRENGTH  
& CONDITIONING**  
Bill Foran

### TEAM DIRECTORY

#### ADDRESS

601 Biscayne Blvd.  
Miami, FL 33132  
(786) 777-4328  
Fax: (786) 777-1615  
www.heat.com

#### MANAGING GENERAL PARTNER

Micky Arison

#### PRESIDENT

Pat Riley

#### SENIOR VICE PRESIDENT, BASKETBALL OPERATIONS

Andy Elisburg

#### VICE PRESIDENT, SPORTS MEDIA RELATIONS

Tim Donovan

#### DIRECTOR OF SPORTS

**MEDIA RELATIONS**  
Rob Wilson

**ASSISTANT DIRECTOR OF  
SPORTS MEDIA RELATIONS**  
Michael Lissack

**SPORTS MEDIA RELATIONS  
ASSISTANT**  
Nick Maiorana

#### TEAM COLORS

Red, Yellow, Black and White

#### HOME COURT

AmericanAirlines Arena  
(19,600; opened 2000)

#### FRANCHISE HISTORY

Miami Heat, 1988-89 to present

#### RADIO

WINZ (940 AM)  
Mike Inglis and John Crotty

#### SPANISH RADIO

WQBA (1140 AM)  
Jose Paneda

#### CABLE TELEVISION

Sun Sports  
Eric Reid, Tony Fiorentino,  
and Jason Jackson

### 2009-10 RECAP

**RECORD:** 43-47-35

**SOUTHEAST DIVISION:** 9-7

**EASTERN CONFERENCE:** 32-30

**HOME:** 24-17

**ROAD:** 23-18

**FINISH:** 3rd in division, 5th in conference

**PLAYOFFS:** Lost to Boston, 4-1, First Round

### 2010-11 VS. PACERS

11/22 at AmericanAirlines Arena..... 7:30 p.m. 2/15 at Conseco Fieldhouse..... 7:00 p.m.  
2/8 at AmericanAirlines Arena..... 7:30 p.m.

### PACERS CAREER STATISTICS VS. MIAMI

NAME	GP	MIN	3-POINT				FTM-FTA	PCT	OR	DR	TR	AVG	AST	PF-DQ	STL	TO	BKS	PTS	AVG
			FGM-FGA	PCT	PCT	PCT													
COLLISON (TOT)	2	43	4-15	.267	0-2	.000	5-6	.833	1	5	6	3.0	9	2-0	0	6	0	13	6.5
DUNLEAVY (IND)	11	332	50-125	.400	16-41	.390	39-45	.867	7	45	52	4.7	30	20-0	12	26	0	155	14.1
DUNLEAVY (TOT)	21	610	88-221	.398	26-65	.400	55-66	.833	14	90	104	5.0	52	44-1	17	37	0	251	12.0
FORD (IND)	5	122	18-46	.391	2-9	.222	22-26	.846	4	14	18	3.6	12	9-0	2	8	2	60	12.0
FORD (TOT)	18	437	65-157	.414	5-24	.208	47-56	.839	7	37	44	2.4	91	27-0	19	43	2	182	10.1
FOSTER	31	573	48-94	.511	0-1	.000	23-37	.622	68	99	167	5.4	25	71-0	12	17	12	119	3.8
GRANGER	17	573	99-233	.425	35-96	.365	70-85	.824	14	58	72	4.2	40	41-1	17	38	16	303	17.8
HANSBROUGH	1	26	0-5	.000	0-0	---	10-10	1.000	3	7	10	10.0	1	5-0	1	0	1	10	10.0
HIBBERT	5	94	17-43	.395	0-0	---	2-6	.333	9	12	21	4.2	3	23-1	0	8	5	36	7.2
D. JONES (IND)	3	71	7-24	.292	0-0	---	5-8	.625	2	3	5	1.7	7	10-0	3	6	0	19	6.3
D. JONES (TOT)	10	216	24-67	.358	0-2	.000	16-21	.762	7	12	19	1.9	12	30-0	5	14	1	64	6.4
S. JONES (IND)	4	68	6-16	.375	0-0	---	6-6	1.000	7	7	14	3.5	3	13-1	0	5	3	18	4.5
S. JONES (TOT)	12	137	12-25	.480	0-0	---	10-13	.769	12	15	27	2.3	4	27-1	1	10	10	34	2.8
McROBERTS	5	34	1-7	.143	0-2	.000	3-5	.600	1	8	9	1.8	1	5-0	1	0	1	5	1.0
POSEY (TOT)	16	416	44-110	.400	21-55	.382	16-24	.667	13	57	70	4.4	32	48-0	19	23	5	125	7.8
PRICE	4	61	10-24	.417	4-12	.333	6-7	.857	0	9	9	2.3	4	1-0	1	3	0	30	7.5
RUSH	7	192	22-48	.458	8-20	.400	7-8	.875	5	25	30	4.3	9	15-0	0	8	4	59	8.4

## MIAMI HEAT

## SERIES SCORES

DATE	IND-MIA	DATE	IND-MIA	DATE	IND-MIA
1/15/89	L 117-118 2OT	2/13/97	L 90-106	4/17/05	L 80-84
*3/29/89	W 96-89	*4/3/97	L 78-92	11/3/05	W 105-102
*11/10/89	W 102-98	*11/14/97	W 82-78	*11/9/05	W 95-90
1/17/90	L 111-121	*12/12/97	W 104-89	3/27/06	L 91-96
*1/26/90	W 115-105	12/28/97	L 90-101	1/18/07	L 101-104
3/20/90	W 112-98	2/11/98	W 110-101	*1/24/07	W 96-94 OT
11/10/90	L 105-120	*2/16/99	L 78-89	*3/23/07	W 95-70
*11/16/90	W 106-80	*3/7/99	W 85-72	4/13/07	L 96-100
2/1/91	L 113-116	3/20/99	W 94-89	*11/2/07	W 87-85
*3/20/91	W 117-107	4/18/99	L 88-92	12/15/07	W 106-103
*11/23/91	W 119-83	11/9/99	L 101-113	1/26/08	L 96-98
12/18/91	L 112-118 OT	*1/29/00	W 94-84	*3/31/08	W 105-85
*1/18/92	W 127-103	*3/12/00	L 96-105	11/22/08	L 100-109
3/18/92	W 116-111 OT	4/14/00	W 105-101	*1/30/09	W 114-103
*11/24/92	W 114-82	12/27/00	L 79-91	*3/25/09	W 90-88
11/25/92	L 93-110	*1/13/01	W 87-71	*10/30/09	L 83-96
3/7/93	L 99-114	2/6/01	L 89-102	12/27/09	L 80-114
*4/24/93	W 94-88	*12/31/01	L 87-89	1/19/10	L 83-113
*1/19/94	W 109-92	1/19/02	L 88-100	*4/2/10	L 96-105 OT
2/9/94	W 102-98	3/22/02	W 104-94	<b>PLAYOFFS</b>	
4/1/94	L 91-101	*3/31/02	W 100-81	*5/6/04	W 94-81
*4/23/94	W 114-81	11/5/02	W 83-79	*5/8/04	W 91-80
*12/10/94	W 117-103	*1/15/03	W 104-81	5/10/04	L 87-94
1/24/95	L 96-107	1/27/03	W 102-95	5/12/04	L 88-100
*2/19/95	W 106-87	*4/6/03	W 90-69	*5/15/04	W 94-83
3/21/95	L 95-97	1/5/04	W 87-65	5/18/04	W 73-70
11/15/95	W 103-97	*2/8/04	W 97-91	* AT INDIANAPOLIS OT OVERTIME	
*12/28/95	W 91-77	*3/28/04	W 87-80		
*4/6/96	W 99-95	1/21/05	W 106-100 OT		
*11/2/96	L 95-97	*2/23/05	W 93-91 OT		
12/17/96	W 103-89	*3/31/05	W 114-108 OT		

## SERIES RECORD

## OVERALL

Indiana 49 wins  
Miami 32 wins

## AT INDIANA

Indiana 34 wins  
Miami 7 wins

## AT MIAMI

Indiana 15 wins  
Miami 25 wins

## PLAYOFFS

Indiana 4 wins  
Miami 2 wins

## SERIES HIGHS

## POINTS

**Pacers:** 40, Reggie Miller, 4/6/96  
**Heat:** 43, Dwyane Wade, 4/2/10

## REBOUNDS

**Pacers:** 16, Rik Smits, 11/24/92  
Jeff Foster, 5/15/04,  
3/25/09  
**Heat:** 18, five times  
Most recent:  
Udonis Haslem, 2/23/05

## ASSISTS

**Pacers:** 14, Mark Jackson, 12/12/97  
**Heat:** 14, four times  
Most recent:  
Tim Hardaway, 11/9/99

## LARGEST WIN MARGINS

## PACERS' LARGEST WIN VS. HEAT

36 119-83, at Market Square Arena,  
11/23/91

## HEAT'S LARGEST WIN VS. PACERS

17 110-93, at Miami Arena, 11/25/92



## MILWAUKEE BUCKS

### COACHING STAFF



SCOTT SKILES

#### HEAD COACH

Scott Skiles

#### COLLEGE

Michigan State

#### PRO COACHING RECORD

w/Milwaukee: entering 3rd season,

80-84 (.488)

Overall: entering 12th season,

361-335 (.519)

#### ASSISTANT COACHES

Jim Boylan

Anthony Goldwire

Adrian Griffin

Bill Peterson

Kelvin Sampson

Joe Wolf

#### HEAD ATHLETIC TRAINER

Marc Boff

#### STRENGTH AND CONDITIONING COACH

Jeff Macy

#### ASSISTANT ATHLETIC TRAINER

Scott Barthlama

#### EQUIPMENT MANAGER

Dwayne Wilson

### TEAM DIRECTORY

#### ADDRESS

Bradley Center  
1001 N. Fourth Street  
Milwaukee, WI 53203  
(414) 227-0500  
www.bucks.com

#### PRESIDENT

Herb Kohl

#### GENERAL MANAGER

John Hammond

#### ASSISTANT GENERAL MANAGER

Jeff Weltman

#### DIRECTOR OF PUBLIC RELATIONS

Dan Smyczek

#### COORDINATOR OF PUBLIC RELATIONS

Adam Rose

#### COORDINATOR OF PUBLIC RELATIONS

Betsy Golomski

#### TEAM COLORS

Forest Green, Red, Silver

#### HOME COURT

Bradley Center

(18,717; 1988)

#### FRANCHISE HISTORY

Milwaukee Bucks, 1968-69 to present

#### RADIO

WTMJ (620 AM)

Ted Davis and Dennis Krause

#### TELEVISION

FS Wisconsin

Jim Paschke and Jon McGlocklin

### 2009-10 RECAP

RECORD: 46-36

CENTRAL DIVISION: 10-6

EASTERN CONFERENCE: 31-21

HOME: 28-13

ROAD: 18-23

FINISH: 2nd in division; 6th in conference

PLAYOFFS: Lost to Atlanta, 4-3, First Round

### 2010-11 VS. PACERS

11/5 at Conseco Fieldhouse ..... 7:00 p.m. 12/8 at Bradley Center ..... 8:00 p.m. 12/12 at Bradley Center ..... 8:30 p.m. 1/1 at Conseco Fieldhouse ..... 7:00 p.m.

### PACERS CAREER STATISTICS VS. MILWAUKEE

NAME	GP	MIN	FGM-FGA	PCT	3-POINT		FTM-FTA	PCT	OR	DR	TR	AVG	AST	PF-DQ	STL	TO	BKS	PTS	AVG
					FGM-FGA	PCT													
COLLISON (TOT)	2	78	12-28	.429	1-2	.500	15-17	.882	3	7	10	5.0	17	2-0	3	8	0	40	20.0
DUNLEAVY (IND)	10	340	54-127	.425	16-43	.372	55-67	.821	6	47	53	5.3	31	23-0	10	15	3	179	17.9
DUNLEAVY (TOT)	19	573	80-193	.415	24-67	.358	62-75	.827	13	73	86	4.5	49	44-1	15	26	6	250	13.2
FORD (IND)	7	218	42-86	.488	3-7	.429	43-47	.915	9	16	25	3.6	38	17-0	8	21	2	130	18.6
FORD (TOT)	13	390	74-154	.481	4-13	.308	57-62	.919	13	32	45	3.5	90	24-0	14	34	3	209	16.1
FOSTER	34	727	86-151	.570	1-4	.250	45-66	.682	87	164	251	7.4	38	87-1	18	23	16	218	6.4
GRANGER	17	601	101-225	.449	26-76	.342	84-93	.903	15	74	89	5.2	43	60-2	20	33	16	312	18.4
HANSBROUGH	1	21	4-7	.571	0-0	—	3-3	1.000	3	2	5	5.0	0	2-0	0	1	2	11	11.0
HIBBERT	8	140	30-53	.566	0-1	.000	10-13	.769	11	15	26	3.3	3	20-0	3	12	10	70	8.8
D. JONES (IND)	4	79	7-19	.368	0-1	.000	6-10	.600	3	6	9	2.5	5	10-0	1	6	2	20	5.0
D. JONES (TOT)	13	220	21-47	.447	1-4	.250	16-25	.640	6	17	23	1.8	11	30-0	3	14	5	59	4.5
S. JONES (IND)	3	23	6-8	.750	0-1	.000	7-10	.700	5	1	6	2.0	0	5-0	1	1	1	19	6.3
S. JONES (TOT)	10	101	15-25	.600	0-2	.000	12-16	.750	12	11	23	2.3	2	24-0	2	5	1	42	4.2
McROBERTS	3	24	3-6	.500	0-2	.000	0-0	—	2	4	6	2.0	4	2-0	3	1	3	6	2.0
POSEY (TOT)	23	673	76-168	.452	34-86	.395	43-53	.811	14	108	122	5.3	40	64-0	22	32	9	229	10.0
PRICE	2	37	4-15	.267	0-1	.000	7-7	1.000	0	2	2	1.0	7	1-0	1	3	0	15	7.5
RUSH	7	224	30-71	.423	11-19	.579	6-8	.750	6	23	29	4.1	5	17-0	8	6	5	77	11.0



## MILWAUKEE BUCKS

### SERIES SCORES

DATE	IND-MIL
*1/26/76 W	109-98
1/2/77 W	116-109
3/12/77 L	106-108
*4/3/77 L	112-120
*11/30/77 L	113-120
1/10/78 L	103-125
*3/18/78 L	104-113
3/30/78 L	100-105
*11/26/78 W	114-112
12/1/78 L	107-111
1/3/79 W	108-102
*3/30/79 L	99-101
*11/28/79 L	79-87
1/3/80 L	96-106
*10/22/80 L	105-119
11/2/80 L	121-135
12/5/80 L	100-102
*1/10/81 W	106-102
2/3/81 W	108-99
*2/11/81 L	101-107
12/11/81 L	100-103 OT
*12/15/81 L	96-104
*12/29/81 L	96-107
*2/9/82 L	101-108
2/17/82 L	93-104
4/4/82 L	115-129
11/16/82 L	103-115
*11/21/82 L	98-109
*12/1/82 L	105-125
12/12/82 L	108-120
2/18/83 L	94-121
*4/13/83 W	113-90
10/28/83 L	83-104
*12/27/83 W	115-104
*1/17/84 L	92-112
*2/15/84 L	91-107
3/24/84 L	92-106
4/14/84 L	92-104
11/9/84 L	105-122
*11/27/84 W	126-105
12/8/84 L	96-99
*1/9/85 L	105-106
*2/14/85 L	128-132 OT
3/23/85 L	129-140
11/30/85 L	94-111
*12/20/85 W	114-102
12/26/85 L	87-105
*1/24/86 L	92-117
*2/12/86 L	97-103
3/14/86 W	114-104
11/11/86 L	94-102
*11/15/86 W	104-103
12/2/86 L	88-95
2/24/87 L	114-120 2OT
*3/7/87 L	120-124
*3/25/87 W	125-108
11/30/87 L	94-104

DATE	IND-MIL
*12/8/87 W	103-101
1/2/88 W	99-97
*1/7/88 W	114-108
*2/24/88 L	94-97
4/9/88 L	100-105
*11/4/88 L	103-117
*11/22/88 W	105-91
12/27/88 L	107-120
*2/3/89 L	91-109
2/21/89 L	90-116
4/22/89 W	117-110
11/27/89 W	101-97
*12/15/89 L	98-103
*1/13/90 W	111-109
*3/21/90 W	112-96
4/4/90 L	116-121
11/27/90 L	98-112
*12/2/90 W	107-103
*1/12/91 W	118-110
1/16/91 L	119-126
4/20/91 L	100-133
11/30/91 L	119-137
*12/6/91 W	126-106
*2/14/92 W	107-100
*3/20/92 W	102-97 OT
4/8/92 W	122-107
11/21/92 L	95-105
*1/21/93 L	108-110
2/13/93 L	115-117
*3/17/93 W	114-91
4/18/93 W	108-98
1/11/94 W	82-76
*1/24/94 L	88-96
3/9/94 W	105-94
*3/12/94 W	104-97
11/15/94 L	81-82
*11/25/94 W	111-106
*1/14/95 L	95-97
2/24/95 W	98-86
*3/15/95 W	117-108
*12/15/95 W	112-95
12/17/95 L	80-84
*1/11/96 W	96-88
1/24/96 W	97-89
1/21/97 W	92-89
*1/25/97 L	86-88
*2/28/97 W	104-85
3/16/97 L	98-102
11/20/97 W	109-83
*3/13/98 W	96-76
3/22/98 W	96-94 OT
*4/5/98 W	93-92
2/20/99 W	82-80
*3/12/99 W	109-104
*4/21/99 W	108-100 OT
12/18/99 L	95-109
*1/19/00 W	106-84

DATE	IND-MIL
2/17/00 W	92-90
*3/23/00 L	84-105
*11/8/00 W	108-97
12/3/00 L	80-92
2/3/01 L	85-104
*2/28/01 W	99-86
12/15/01 L	95-115
*1/15/02 L	102-106
1/16/02 L	100-105
*4/12/02 W	112-107 OT
*11/15/02 W	103-100 OT
12/11/02 W	126-119 OT
*2/28/03 W	107-98
4/13/03 L	98-107
*10/31/03 L	79-93
12/26/03 L	96-101
3/30/04 L	86-95
*3/31/04 W	111-78
*12/7/04 L	86-89
12/10/04 L	96-95
*1/4/05 W	116-99
3/28/05 W	90-76
11/12/05 L	102-103
*1/11/06 W	112-88
*2/15/06 W	88-77
4/1/06 L	89-96
11/18/06 W	102-100
*11/21/06 W	93-88
*2/21/07 W	136-129 2OT
4/11/07 W	104-98
1/24/08 L	92-104
*3/2/08 W	128-106
4/4/08 W	105-101
*4/6/08 W	105-97
12/13/08 L	103-121
*1/28/09 W	107-99
2/11/09 L	110-122
*4/15/09 W	115-108
*12/21/09 L	81-84
2/6/10 L	81-93
*2/25/10 L	110-112
3/14/10 L	94-98

### PLAYOFFS

*5/9/99 W	119-88
*5/11/99 W	108-107 OT
5/13/99 W	99-91
*4/23/00 W	88-85
*4/27/00 L	91-104
4/29/00 W	109-96
5/1/00 L	87-100
*5/4/00 W	96-95

\* AT INDIANAPOLIS  
OT OVERTIME

### SERIES RECORD

#### OVERALL

Indiana 69 wins  
Milwaukee 87 wins

#### AT INDIANA

Indiana 46 wins  
Milwaukee 33 wins

#### AT MILWAUKEE

Indiana 23 wins  
Milwaukee 54 wins

#### PLAYOFFS

Indiana 6 wins  
Milwaukee 2 wins

### SERIES HIGHS

#### POINTS

Pacers: 55, Jermaine O'Neal, 1/4/05  
Bucks: 40, Marques Johnson, 11/2/80

#### REBOUNDS

Pacers: 21, Clark Kellogg, 1/17/84  
Bucks: 22, Terry Cummings, 2/3/89

#### ASSISTS

Pacers: 19, Mark Jackson, 2/28/97  
Bucks: 17, Ramon Sessions, 2/11/09

### LARGEST WIN MARGINS

#### PACERS' LARGEST WIN VS. BUCKS

33 111-78, at Conseco Fieldhouse,  
3/31/04

#### BUCKS' LARGEST WIN VS. PACERS

33 133-100, at Bradley Center, 4/20/91



## MINNESOTA TIMBERWOLVES

### COACHING STAFF



KURT RAMBIS

**HEAD COACH**  
Kurt Rambis

**COLLEGE**  
Santa Clara

**PRO COACHING RECORD**  
w/Minnesota: entering 2nd season,  
15-67 (.183)  
**Overall:** Entering 3rd season, 39-80 (.328)

#### ASSISTANT COACHES

J.B. Bickerstaff  
Bill Laimbeer  
Reggie Theus  
Dave Wohl

#### HEAD ATHLETIC TRAINER

Gregg Farnam

#### STRENGTH AND CONDITIONING COACH

Dave Vitel

### TEAM DIRECTORY

#### ADDRESS

600 First Avenue North  
Minneapolis, MN 55403  
(612) 673-1600  
www.Timberwolves.com

#### OWNER

Glen Taylor

#### CHIEF EXECUTIVE OFFICER

Rob Moor

#### PRESIDENT

Chris Wright

#### PRESIDENT OF BASKETBALL OPERATIONS

David Kahn

#### ASSITANT GENERAL MANAGER/ PLAYER PERSONNEL

Tony Ronzone

#### DIRECTOR OF PUBLIC RELATIONS

Mike Cristaldi

#### PUBLIC RELATIONS MANAGER

Mark Rosenberg

#### COMMUNICATIONS MANAGER

Dan Bell

#### TEAM COLORS

Green, Blue, Silver

#### HOME COURT

Target Center  
(19,356; opened 1990)

#### FRANCHISE HISTORY

Minnesota Timberwolves, 1989-90  
to present

#### RADIO

KFAN AM 1130  
Alan Horton

#### TELEVISION

Fox Sports North  
Tom Hanneman and Jim Petersen

### 2009-10 RECAP

**RECORD:** 15-67

**NORTHWEST DIVISION:** 3-13

**WESTERN CONFERENCE:** 8-44

**HOME:** 10-31

**ROAD:** 5-36

**FINISH:** 5th in division; 15th in conference

**PLAYOFFS:** Did not qualify

### 2010-11 VS. PACERS

2/11 at Conseco Fieldhouse ..... 7:00 p.m. 3/9 at Target Center ..... 8:00 p.m.

### PACERS CAREER STATISTICS VS. MINNESOTA

NAME	GP	MIN	3-POINT		FGM-FGA	PCT	FTM-FTA	PCT	OR	DR	TR	AVG	AST	PF-DQ	STL	TO	BKS	PTS	AVG
			FGM-FGA	PCT															
COLLISON (TOT)	4	92	15-29	.517	1-4	.250	3-3	1.000	4	6	10	2.5	22	4-0	6	10	0	34	8.5
DUNLEAVY (IND)	6	204	40-84	.476	17-30	.567	22-27	.815	9	24	33	5.5	19	8-0	1	8	4	119	19.8
DUNLEAVY (TOT)	21	589	94-203	.463	33-73	.452	44-52	.846	21	76	97	4.6	57	41-0	11	35	10	265	12.6
FORD (IND)	2	61	9-22	.409	1-2	.500	8-12	.667	0	6	6	3.0	9	7-0	3	8	0	27	13.5
FORD (TOT)	9	270	45-94	.479	3-10	.300	30-38	.789	4	26	30	3.3	59	24-1	9	25	0	123	13.7
FOSTER	13	289	19-47	.404	0-1	.000	15-26	.577	40	57	97	7.5	22	33-0	7	15	6	53	4.1
GRANGER	8	239	42-97	.433	18-40	.450	13-19	.684	7	32	39	4.9	17	19-0	9	12	4	115	14.4
HANSBROUGH	-HAS NOT PLAYED-																		
HIBBERT	3	74	20-37	.541	0-0	—	3-4	.750	4	12	16	5.3	7	13-0	3	6	8	43	14.3
D. JONES (IND)	2	39	9-18	.500	0-0	—	3-3	1.000	3	2	5	2.5	4	9-1	1	1	3	21	10.5
D. JONES (TOT)	15	321	45-98	.459	2-6	.333	30-42	.714	15	24	39	2.6	17	34-1	6	11	9	122	8.1
S. JONES (IND)	2	27	6-12	.500	0-0	—	0-0	—	1	4	5	2.5	0	7-0	0	1	1	12	6.0
S. JONES (TOT)	7	48	6-13	.462	0-0	—	1-2	.500	1	4	5	0.7	0	14-0	0	1	2	13	1.9
McROBERTS	2	26	4-6	.667	1-2	.500	0-0	—	4	5	9	4.5	0	6-1	2	2	2	9	4.5
POSEY (TOT)	36	1067	113-292	.387	45-132	.341	68-48	.810	28	151	179	5.0	83	79-0	48	32	15	339	9.4
PRICE	2	36	6-15	.400	3-6	.500	3-3	1.000	1	3	4	2.0	13	1-0	1	1	0	18	9.0
RUSH	3	82	12-29	.414	7-14	.500	2-4	.500	0	10	10	3.3	6	4-0	3	3	2	33	11.0

## MINNESOTA TIMBERWOLVES

## SERIES SCORES

DATE	IND	MIN
*12/12/89	W	113-112 OT
2/16/90	L	105-111
*11/6/90	W	98-96
12/4/90	L	81-83
2/15/92	W	117-101
*3/7/92	W	108-97
*2/12/93	L	100-102
4/7/93	W	113-105
*2/4/94	W	114-93
4/15/94	W	130-112
2/17/95	W	110-78
*4/16/95	W	114-75
*1/13/96	W	103-94
3/29/96	L	91-93
*3/18/97	W	115-97

DATE	IND	MIN
4/6/97	W	94-83
12/3/97	W	94-90
*4/2/98	W	111-108
1998-99 SEASON, DID NOT PLAY		
1/17/00	L	100-101
*3/31/00	W	109-85
12/16/00	L	110-113 OT
*2/25/01	W	110-100
*11/16/01	L	113-120 20T
3/19/02	W	98-85
*11/2/02	W	87-80
11/16/02	W	107-101
*11/25/03	W	98-75
12/20/03	L	80-102
11/9/04	W	102-101

DATE	IND	MIN
*11/25/04	W	106-102
1/20/06	L	85-90
*4/14/06	W	89-77
*12/23/06	L	71-78
3/13/07	L	86-81
12/21/07	L	118-131
*3/21/08	W	124-113
*2/3/09	L	111-116
2/20/09	W	112-105
*1/2/10	W	122-111
1/8/10	L	109-116

\* AT INDIANAPOLIS  
OT OVERTIME

## SERIES RECORD

## OVERALL

Indiana 26 wins  
Minnesota 14 wins

## AT INDIANA

Indiana 16 wins  
Minnesota 4 wins

## AT MINNESOTA

Indiana 10 wins  
Minnesota 10 wins

## SERIES HIGHS

## POINTS

Pacers: 37, Jamaal Tinsley,  
3/13/07

Timberwolves: 37, Kevin Garnett,  
1/17/00

## REBOUNDS

Pacers: 16, Brad Miller, 11/2/02

Timberwolves: 20, Kevin Garnett,  
12/16/00

## ASSISTS

Pacers: 17, Mark Jackson,  
3/18/97

Timberwolves: 13, Terrell Brandon,  
2/25/01

## LARGEST WIN MARGINS

## PACERS' LARGEST WIN

## VS. TIMBERWOLVES

39 114-75, at Market Square Arena,  
4/16/95

## TIMBERWOLVES' LARGEST WIN

## VS. PACERS

22 102-80, at Target Center, 12/20/03



## NEW JERSEY NETS



AVERY JOHNSON

### COACHING STAFF

#### HEAD COACH

Avery Johnson

#### COLLEGE

Southern

#### PRO COACHING RECORD

w/New Jersey: entering 1st season

Overall: entering 5th season, 188-65 (.743)

#### ASSISTANT COACHES

Tom Barrise

Popeye Jones

Larry Krystkowiak

John Loyer

Sam Mitchell

#### HEAD ATHLETIC TRAINER

Tim Walsh

#### ASSISTANT COACH/STRENGTH AND CONDITIONING

Rich Dalatri

#### ASSISTANT ATHLETIC TRAINER

Robby Hoenshel

### TEAM DIRECTORY

#### ADDRESS

390 Murray Hill Parkway  
East Rutherford, NJ 07073  
(201) 935-8888  
www.njnets.com

#### PRINCIPAL OWNER

Mikhail Prokhorov

#### CHAIRMAN OF THE BOARD OF DIRECTORS

Christopher Chartier

#### PRESIDENT & CEO, NETS SPORTS AND ENTERTAINMENT

Brett Yormark

#### GENERAL MANAGER

Billy King

#### ASSISTANT GENERAL MANAGER

Bobby Marks

#### DIRECTOR OF BASEBALL OPERATIONS

Milton Lee

#### VICE PRESIDENT OF BUSINESS AND ENTERTAINMENT COMMUNICATIONS

Barry Baum

#### VICE PRESIDENT OF PUBLIC RELATIONS

Gary Sussman

#### SENIOR DIRECTOR OF PUBLIC RELATIONS

Aaron Harris

#### PUBLIC RELATIONS COORDINATOR

Patrick Rees

#### TEAM COLORS

Blue, Red and Silver

#### HOME COURT

Prudential Center  
(18,711)

#### FRANCHISE HISTORY

New Jersey Americans (ABA), 1967-68

New York Knicks (NBA), 1976-77

New Jersey Nets (NBA), 1977-78 to present

#### RADIO

WFAN (660 AM)

Chris Carrino and Tim Capstraw

#### TELEVISION

YES Network

Marv Albert, Mike Fratello, Ian Eagle and Jim Spanarkel

### 2009-10 RECAP

RECORD: 12-70

ATLANTIC DIVISION: 3-13

EASTERN CONFERENCE: 8-44

HOME: 8-33

ROAD: 4-37

FINISH: 5th in division; 15th in conference

PLAYOFFS: Did not qualify

### 2010-11 VS. PACERS

1/28 at Conseco Fieldhouse ..... 7:00 p.m. 3/21 at Prudential Center..... 7:00 p.m.  
2/6 at Prudential Center..... 12:00 p.m.

### PACERS CAREER STATISTICS VS. NEW JERSEY

NAME	GP	MIN	FGM-FGA		PCT	3-POINT FGM-FGA		PCT	FTM-FTA		PCT	OR	DR	TR	AVG	AST	PF-DQ	STL	TO	BKS	PTS	AVG
COLLISON (TOT)	2	35	5-12	.417		0-0	--		0-0	--		0	2	2	1.0	5	0-0	1	3	0	10	5.0
DUNLEAVY (IND)	9	282	55-107	.514		19-38	.500		38-47	.809		5	23	28	3.1	24	26-0	9	11	5	167	18.6
DUNLEAVY (TOT)	18	534	90-187	.481		27-69	.391		60-75	.800		11	57	68	3.8	47	46-0	16	29	5	261	14.5
FORD (IND)	5	141	20-49	.408		1-4	.250		11-15	.733		4	22	26	5.2	32	8-0	9	14	0	52	10.4
FORD (TOT)	19	551	88-213	.413		7-19	.368		37-48	.771		12	54	66	3.5	118	33-0	28	50	0	220	11.6
FOSTER	34	762	62-130	.477		1-4	.250		45-61	.738		93	158	251	7.4	33	96-0	14	39	12	170	5.0
GRANGER	16	509	94-226	.416		25-78	.321		63-72	.875		12	48	60	3.8	41	64-2	12	24	14	276	17.3
HANSBROUGH	3	51	10-28	.357		0-1	.000		5-6	.833		5	6	11	3.7	2	6-0	4	1	0	25	8.3
HIBBERT	7	168	34-60	.567		1-1	1.000		6-12	.500		17	20	37	5.3	14	20-0	5	10	17	75	10.7
D. JONES (IND)	4	116	15-33	.455		0-0	--		16-19	.842		2	14	16	4.0	10	8-0	4	4	2	46	11.5
D. JONES (TOT)	14	264	35-75	.467		1-1	1.000		25-32	.781		6	34	40	2.9	28	27-0	10	7	4	96	6.9
S. JONES (IND)	3	28	3-7	.429		0-0	--		3-3	1.000		2	6	8	2.7	4	8-0	1	2	2	9	3.0
S. JONES (TOT)	9	102	9-18	.500		0-0	--		9-13	.692		6	17	23	2.6	5	22-0	2	3	7	27	3.0
McROBERTS	4	61	7-17	.412		0-0	--		2-2	1.000		5	9	14	3.5	8	7-0	3	2	0	16	4.0
POSEY (TOT)	24	676	65-167	.389		29-91	.319		43-51	.843		21	101	122	5.1	47	62-0	30	25	8	202	8.4
PRICE	2	40	3-10	.300		2-6	.333		3-4	.750		1	1	2	1.0	9	5-0	1	2	0	11	5.5
RUSH	7	209	30-56	.536		14-27	.519		6-7	.857		3	30	33	4.7	12	11-0	8	11	3	80	11.4

## NEW JERSEY NETS

### SERIES SCORES

DATE	IND-NJ
*11/1/67	W 123-113
*12/5/67	W 121-106
*12/26/67	W 117-107
1/19/68	L 110-122
1/20/68	L 96-106
2/2/68	W 113-103
*2/7/68	W 106-105
2/10/68	L 112-124
3/5/68	L 111-121
*3/9/68	W 120-99
11/17/68	W 114-91
12/10/68	L 102-117
12/22/68	W 125-110
*12/31/68	W 123-105
*1/16/69	W 96-94
2/16/69	L 96-112
2/26/69	W 113-104
*3/7/69	W 143-124
3/11/69	W 122-112
*3/13/69	W 125-87
*3/18/69	W 143-114
11/5/69	W 104-98
*11/7/69	W 118-108
11/28/69	L 113-121 OT
*1/2/70	L 112-125
1/9/70	W 111-104
1/18/70	W 129-111
1/25/70	L 83-96
*2/4/70	L 92-102
*3/4/70	W 105-97
*3/22/70	W 114-97
*4/5/70	L 99-104
11/27/70	L 97-99
12/9/70	W 129-108
12/18/70	W 129-117
*1/9/71	W 116-88
*1/27/71	W 116-100
*2/6/71	W 110-109 OT
12/7/71	W 119-114
*12/31/71	W 104-100
2/23/72	L 106-108
*3/19/72	L 117-121
3/28/72	L 86-92
*10/21/72	L 104-113
12/3/72	W 113-110
*12/23/73	W 110-103
2/9/73	W 115-98
2/25/73	L 97-118
*2/26/73	W 112-107
*3/16/73	W 98-89
3/25/73	L 115-118 OT
*10/10/73	W 118-99
11/25/73	W 126-124
*12/5/73	L 103-108
1/11/74	L 106-109
*2/6/74	L 100-121
3/3/74	W 120-99
3/11/74	L 117-124
*3/17/74	W 117-105
11/1/74	W 99-97
*11/23/74	W 104-95
*12/21/74	L 122-134
1/8/75	W 127-119
*1/15/75	W 111-106
1/26/75	L 111-115
3/17/75	L 116-124
*3/19/75	L 110-119
10/26/75	L 111-118
*11/5/75	L 102-199
*12/11/75	L 123-124
12/14/75	L 93-99
*1/3/76	L 90-105
1/4/76	L 98-119
1/11/76	L 102-112
1/30/76	W 127-107
2/1/76	L 106-116
*2/8/76	L 104-110
*2/18/76	L 111-112
2/29/76	L 118-130
*3/31/76	W 116-106
10/29/76	W 90-89
*12/23/76	W 96-94
*1/8/77	W 80-73
4/1/77	W 89-88

DATE	IND-NJ
11/18/77	W 124-116
*1/16/78	W 120-112 OT
2/8/78	L 138-140 OT
*4/4/78	L 121-129
*10/24/78	L 95-97
*2/7/79	L 84-90
2/16/79	W 105-100
*10/16/79	W 113-100
11/2/79	L 93-115
12/28/79	L 101-116
*2/13/80	L 96-98
3/4/80	L 109-114
*3/19/80	W 125-112
10/10/80	W 110-91
*1/11/80	W 113-100
*12/23/80	W 125-109
1/4/81	W 113-104
*1/7/81	W 112-103
2/13/81	L 100-103
11/8/81	L 86-89
*12/12/81	W 101-88
12/28/81	W 103-95
*2/21/82	W 118-107
*3/20/82	W 104-101
4/10/82	L 86-115
*1/12/83	L 114-120
2/1/83	L 111-120
2/9/83	L 90-105
*2/22/83	L 108-110
4/5/83	L 110-121
*4/17/83	L 99-112
*11/12/83	W 111-101
12/30/83	L 106-118
*1/15/84	L 134-140 OT
2/23/84	L 103-110
*3/17/84	L 98-100
4/4/84	L 111-112
11/3/84	L 117-118
11/30/84	L 100-123
*12/15/84	W 112-100
*3/12/85	W 109-108
*3/17/85	L 105-129
*10/26/85	W 119-92
10/30/85	L 138-147 3OT
12/14/85	L 99-105
*12/21/85	L 98-102
*2/4/86	W 117-101
11/13/86	W 120-117 OT
*12/13/86	W 95-91
2/27/87	L 115-125
*3/15/87	W 123-99
*4/7/87	W 128-114
4/18/87	W 112-103
12/10/87	W 108-91
*1/22/88	W 113-104
2/27/88	W 106-98
3/20/88	W 102-96
*3/25/88	W 101-100
*4/11/88	W 95-93
*12/17/88	L 92-100
12/28/88	L 101-118
*1/14/89	L 97-106
3/21/89	W 92-89
12/14/89	W 102-78
*2/27/90	W 118-113
*3/23/90	W 125-109
4/14/90	W 124-113
*1/12/90	W 100-81
*12/29/90	W 114-105
2/26/91	L 104-129
4/16/91	W 132-126
*12/21/91	W 118-109 OT
2/21/92	L 101-105
*4/5/92	L 120-128
4/16/92	W 119-113
*12/19/92	W 124-110
1/18/93	L 97-100
4/6/93	W 98-85
*4/14/93	W 109-90
11/11/93	W 108-105 OT
*12/18/93	W 108-98
*3/4/94	W 126-110
3/11/94	L 73-87
*12/30/94	W 96-79

DATE	IND-NJ
1/3/95	L 103-114
2/22/95	W 113-94
*3/27/95	W 98-87
12/8/95	L 89-91
*2/13/96	L 92-101
2/14/96	L 87-88
*3/31/96	W 118-100
12/27/96	L 94-105
*12/29/96	L 102-100 OT
*2/2/97	W 92-90
2/6/97	W 104-100
10/31/97	L 95-97
*12/30/97	W 109-91
*3/20/98	W 99-92
*2/21/99	W 80-79
*3/10/99	W 93-82
3/26/99	W 100-91
4/25/99	L 98-120
11/2/99	W 119-112
*1/4/00	W 116-111
3/28/00	L 106-111
*4/5/00	W 105-101
11/18/00	L 92-97
*12/5/00	W 88-84
*3/4/01	L 96-120
3/8/01	W 108-83
10/30/01	L 97-103
*11/13/01	L 82-91
*12/21/01	W 100-94
12/29/01	L 93-98 OT
11/1/02	L 91-102
2/20/03	L 91-98
*4/16/03	W 90-83
11/6/03	W 87-81
*12/27/03	L 75-82
1/17/04	W 90-84
*4/9/04	W 90-80
12/30/04	W 96-83
*3/20/05	L 85-94
3/22/05	L 91-98
*4/13/05	W 90-86
*11/11/05	W 102-90
1/16/06	L 92-97
2/26/06	W 101-91
*11/17/06	L 91-100
1/15/07	L 95-105
3/28/07	L 94-118
*4/15/07	L 107-111
*2/22/08	W 113-103
2/23/08	L 117-124
3/26/08	W 123-115
*3/28/08	W 123-115
*11/8/08	W 98-80
11/12/08	W 98-87
*12/23/08	L 107-108
11/17/09	W 91-83
*12/11/09	W 107-91
1/15/10	W 121-105
*4/10/10	W 115-102

### PLAYOFFS

*5/5/72	W 124-103
*5/9/72	L 115-117
5/12/72	W 114-108
5/15/72	L 105-110
*5/18/72	W 100-99
*5/20/72	W 108-105
4/20/02	W 89-83
4/22/02	L 79-95
*4/26/02	L 84-85
*4/30/02	W 97-74
5/2/02	L 109-120 OT
4/23/06	W 90-88
4/25/06	L 75-90
*4/27/06	W 107-90
*4/29/06	L 88-97
5/2/06	L 86-92
*5/4/06	L 90-96

\* AT INDIANAPOLIS  
OT OVERTIME

### SERIES RECORD

#### NBA

Indiana 83 wins  
New Jersey 64 wins

#### AT INDIANA (NBA ONLY)

Indiana 52 wins  
New Jersey 22 wins

#### AT NEW JERSEY (NBA ONLY)

Indiana 29 wins  
New Jersey 42 wins

#### AT NEW YORK (NBA ONLY)

Indiana 2 wins  
New Jersey 0 wins

#### ABA

Indiana 43 wins  
New Jersey 37 wins

#### PLAYOFFS

##### NBA

Indiana 4 wins  
New Jersey 7 wins

##### ABA

Indiana 4 wins  
New Jersey 2 wins

### SERIES HIGHS

#### NBA ONLY

##### POINTS

Pacers: 43, Jalen Rose, 10/30/01  
Nets: 50, John Williamson, 4/4/78

##### REBOUNDS

Pacers: 22, Darnell Hillman, 12/23/76  
Nets: 23, Buck Williams, 3 OT, 10/30/85

##### ASSISTS

Pacers: 17, Scott Skiles, 12/28/88  
Nets: 20, Stephon Marbury, 4/25/99

### LARGEST WIN MARGINS

#### NBA ONLY

##### PACERS' LARGEST WIN VS. NETS

27 119-92, at Market Square Arena, 10/26/85

##### NETS' LARGEST WIN VS. PACERS

29 115-86, at Brendan Byrne Arena, 4/10/82



## NEW ORLEANS HORNETS



MONTY WILLIAMS

### COACHING STAFF

#### HEAD COACH

Monty Williams

#### COLLEGE

Notre Dame

#### PRO COACHING RECORD

w/New Orleans: entering 1st season

Overall: same

#### ASSISTANT COACHES

Randy Ayers

James Borrego

Bryan Gates

Mike Malone

Fred Vinson

#### ATHLETIC TRAINER

Mark Cranston

#### STRENGTH AND CONDITIONING COACH

Carlos Daniel

#### EQUIPMENT MANAGER

David Jovanovic

### TEAM DIRECTORY

#### ADDRESS

1250 Poydras, 19th Floor

New Orleans, LA 70113

Phone: (504)-593-4700

Fax: (405)-208-4601

www.hornets.com

#### MAJORITY OWNER

George Shinn

#### MINORITY OWNER

Gary Chouest

#### PRESIDENT

Hugh Weber

#### GENERAL MANAGER

Dell Demps

#### EXECUTIVE VICE PRESIDENT

##### OF BASKETBALL

Chad Shinn

#### VICE PRESIDENT OF

##### COMMUNICATIONS

Harold Kaufman

#### DIRECTOR OF BASKETBALL

##### COMMUNICATIONS

Dennis Rogers

#### BASKETBALL COMMUNICATIONS

##### COORDINATOR

Lindsey Mitchell

#### TEAM COLORS

Creole Blue, Purple and

Mardi Gras Gold

#### HOME COURT

New Orleans Arena

(17,188)

#### FRANCHISE HISTORY

Charlotte Hornets

1988-89 to 2001-02

New Orleans Hornets

2002-03 to present

#### RADIO

KMEZ (106.7 FM)

Sean Kelley and Gerry Vaillancourt

#### TELEVISION

Cox Sports Television

Bob Licht, Gil McGregor

and Victor Howell

### 2009-10 RECAP

RECORD: 37-45

SOUTHWEST DIVISION: 7-9

WESTERN CONFERENCE: 26-26

HOME: 24-17

ROAD: 13-28

FINISH: 5th in division; 11th in conference

PLAYOFFS: Did not qualify

### 2010-11 VS. PACERS

12/20 at Conseco Fieldhouse ..... 7:00 p.m. 4/3 at New Orleans Arena ..... 7:00 p.m.

### PACERS CAREER STATISTICS VS. NEW ORLEANS

NAME	GP	MIN	3-POINT			FGM-FGA	PCT	FTM-FTA	PCT	OR	DR	TR	AVG	AST	PF-DQ	STL	TO	BKS	PTS	AVG
			FGM-FGA	PCT	PCT															
COLLISON																				
--HAS NOT PLAYED--																				
DUNLEAVY (IND)	6	185	32-67	.478	6-21	.286	9-13	.692	4	19	23	3.8	12	8-0	3	7	1	73	12.2	
DUNLEAVY (TOT)	20	549	85-190	.447	21-64	.328	29-39	.744	15	66	81	4.1	44	30-0	18	26	8	213	10.7	
FORD (IND)	2	42	5-16	.313	1-1	1.000	2-2	1.000	1	3	4	2.0	10	9-1	3	7	0	13	6.5	
FORD (TOT)	9	246	32-85	.376	3-9	.333	5-9	.556	4	16	20	2.2	48	29-1	10	32	0	72	8.0	
FOSTER	28	463	28-72	.389	0-0	—	19-31	.613	64	92	156	5.6	17	61-1	19	19	6	75	2.7	
GRANGER	10	342	67-146	.459	22-46	.478	40-48	.833	19	45	64	6.4	22	25-0	10	15	9	196	19.6	
HANSBROUGH	1	4	1-3	.333	0-0	—	2-3	.667	0	1	1	1.0	1	0-0	0	0	0	4	4.0	
HIBBERT	3	83	25-42	.595	0-0	—	9-10	.900	8	14	22	7.3	4	13-0	2	6	7	59	19.7	
D. JONES (IND)	2	38	7-15	.467	0-1	.000	5-6	.833	1	5	6	3.0	5	8-0	3	1	1	19	9.5	
D. JONES (TOT)	17	236	35-73	.479	0-5	.000	14-18	.778	5	19	24	1.4	11	38-0	7	12	6	84	4.9	
S. JONES (IND)	1	3	0-1	.000	0-0	—	0-0	—	0	2	2	2.0	0	0-0	0	1	0	0	0.0	
S. JONES (TOT)	4	29	2-6	.333	0-0	—	2-2	1.000	1	5	6	1.5	0	5-0	1	2	0	6	1.5	
MICROBERTS	1	4	0-0	—	0-0	—	0-0	—	0	1	1	1.0	0	1-0	0	1	1	0	0.0	
POSEY (TOT)	16	445	55-121	.455	17-50	.340	23-32	.719	18	58	76	4.8	25	38-0	17	22	5	150	9.4	
PRICE	1	28	5-13	.385	1-6	.167	1-1	1.000	0	2	2	2.0	2	2-0	1	0	0	12	12.0	
RUSH	3	71	7-13	.538	2-6	.333	1-4	.250	0	10	10	3.3	3	5-0	1	1	3	17	5.7	

## NEW ORLEANS HORNETS

## SERIES SCORES

DATE	IND-NO
*12/13/88	W 115-104
12/14/88	L 106-115
2/18/89	L 114-119
*4/15/89	W 115-105
1/6/90	L 111-117
*2/13/90	W 128-105
*12/21/90	W 137-114
*1/30/91	W 123-105
2/19/91	W 115-102
*3/5/91	W 112-101
4/9/91	W 122-120
11/22/91	L 110-112
1/25/92	L 105-107
*2/17/92	W 128-117
2/29/92	L 119-121
*4/14/92	W 123-96
*11/13/92	W 110-109
11/28/92	W 134-122
1/24/93	W 112-105
*2/26/93	W 137-105
*3/19/93	W 112-108
*11/16/93	L 93-102
2/2/94	W 124-112
*2/5/94	W 111-102
4/6/94	L 90-129
11/19/94	W 102-89
*12/16/94	W 93-91
12/20/94	L 95-99

DATE	IND-NO
2/7/95	W 95-92 OT
*4/9/95	W 97-68
2/24/96	W 104-90
*3/3/96	W 103-100
3/19/96	L 94-102
*4/15/96	W 90-87
*11/21/96	L 87-90
*1/28/97	L 97-98
1/29/97	W 106-95
3/28/97	W 116-115
11/8/97	L 82-89
*11/22/97	L 94-95
*3/27/98	W 133-96
4/3/98	L 89-96
4/2/99	W 87-81
*4/10/99	L 90-92
*4/29/99	W 115-110 OT
11/4/99	L 89-98
*12/30/99	W 109-99
*3/18/00	W 113-99
4/9/00	L 80-96
12/6/00	L 88-91
*12/9/00	W 99-96 OT
*2/13/01	L 66-77
2/26/01	L 72-82
*1/25/02	W 90-81
2/15/02	L 106-116
3/20/02	L 88-94

DATE	IND-NO
*3/24/02	L 84-99
*12/28/02	W 91-84
12/31/02	W 89-86
2/12/03	W 83-72
*3/11/03	L 71-81
11/21/03	W 76-75
*1/3/04	W 91-84
*2/17/04	L 75-89
2/27/04	L 77-89
*12/27/04	W 100-82
1/19/05	L 87-90
*2/21/06	W 97-75
**3/10/06	W 92-90
*11/3/07	L 91-100
**1/6/07	W 100-93
11/21/07	W 105-93
*3/25/08	L 106-114
*12/28/08	L 103-105
1/19/09	L 100-103
*1/16/10	L 96-101
2/19/10	L 101-107
* AT INDIANAPOLIS	
** AT OKLAHOMA CITY	
OT OVERTIME	

## SERIES RECORD

## OVERALL

Indiana 43 wins  
New Orleans 34 wins

## AT INDIANA

Indiana 26 wins  
New Orleans 13 wins

## AT CHARLOTTE

Indiana 11 wins  
New Orleans 17 wins

## AT NEW ORLEANS

Indiana 4 wins  
New Orleans 4 wins

## AT OKLAHOMA CITY

Indiana 2 wins  
New Orleans 0 wins

## SERIES HIGHS

## POINTS

**Pacers:** 57, Reggie Miller, 11/28/92  
**Hornets:** 41, Johnny Newman, 1/25/92

## REBOUNDS

**Pacers:** 18, LaSalle Thompson, 1/6/90  
Dale Davis, 11/16/93  
**Hornets:** 20, Kurt Rambis, 2/18/89  
Jamaal Magloire, 2/12/03

## ASSISTS

**Pacers:** 19, Mark Jackson, 3/28/97  
**Hornets:** 15, David Wesley, 4/3/98

## LARGEST WIN MARGINS

## PACERS' LARGEST WIN VS. HORNETS

37 133-96, at Market Square Arena,  
3/27/98

## HORNETS' LARGEST WIN VS. PACERS

39 129-90, at Charlotte Coliseum,  
4/6/94





## NEW YORK KNICKS



MIKE D'ANTONI

### COACHING STAFF

#### HEAD COACH

Mike D'Antoni

#### COLLEGE

Marshall

#### PRO COACHING RECORD

w/New York: entering 3rd season,  
61-103 (.372)

Overall: entering 9th season,  
328-275 (.544)

#### ASSISTANT COACHES

Kenny Atkinson  
Greg Brittenham  
Dan D'Antoni  
Phil Weber  
Herb Williams

#### HEAD ATHLETIC TRAINER

Roger Hinds

#### ASSISTANT ATHLETIC TRAINER

Anthony Goenaga

### TEAM DIRECTORY

#### ADDRESS

Two Pennsylvania Plaza  
New York, NY 10121-0091  
(212) 465-6471  
www.nyknicks.com

#### PRESIDENT, MSG SPORTS

Scott O'Neil

#### PRESIDENT, BASKETBALL OPERATIONS

Donnie Walsh

#### SENIOR VICE PRESIDENT, BASKETBALL OPERATIONS

Glen Grunwald

#### VICE PRESIDENT, PUBLIC RELATIONS

Jonathan Supranowitz

#### DIRECTOR, MEDIA RELATIONS

Nick Brown

#### MANAGER, PUBLIC RELATIONS

Alyson Furch

#### COORDINATOR, PUBLIC RELATIONS

Gregg Schwartz

#### TEAM COLORS

Orange, White, Blue

#### HOME COURT

Madison Square Garden  
(19,763; opened 1968)

#### FRANCHISE HISTORY

New York Knicks, 1946-47 to present

#### RADIO

ESPN Radio 1050 AM  
Gus Johnson and John Andariese

#### SPANISH RADIO

WADO 1280 AM  
Alfredo Bejar, Juan Antonio Cains,  
and Clemson Smith-Muniz

#### CABLE TELEVISION

MSG Network  
Mike Breen, Walt Frazier and  
Kenny Albert

### 2009-10 RECAP

RECORD: 29-53

ATLANTIC DIVISION: 6-10

EASTERN CONFERENCE: 20-32

HOME: 18-23

ROAD: 11-30

FINISH: 3rd in division; 11th in conference

PLAYOFFS: Did not qualify

### 2010-11 VS. PACERS

1/2 at Madison Square Garden ..... 1:00 p.m. 3/15 at Consecro Fieldhouse ..... 7:00 p.m.  
3/13 at Madison Square Garden ..... 6:00 p.m. 4/10 at Consecro Fieldhouse ..... 7:00 p.m.

### PACERS CAREER STATISTICS VS. NEW YORK

NAME	GP	MIN	3-POINT			FTM-FTA	PCT	OR	DR	TR	AVG	AST	PF-DQ	STL	TO	BKS	PTS	AVG
			FGM-FGA	PCT	PCT													
COLLISON	1	11	2-6	.333	0-2	.000	0-0	—	0	3	3	3.0	4	1-0	0	1	0	4.0
DUNLEAVY (IND)	8	274	64-131	.489	20-50	.400	30-36	.833	6	43	49	6.1	35	15-0	9	17	5	17.8
DUNLEAVY (TOT)	16	483	88-191	.461	23-70	.329	36-44	.818	13	73	86	5.4	48	30-0	21	24	7	23.5
FORD (IND)	4	127	21-48	.438	0-4	.000	18-22	.818	5	11	16	4.0	16	13-0	3	12	1	6.0
FORD (TOT)	17	491	73-161	.453	4-14	.286	49-55	.891	8	46	54	3.2	107	42-0	12	46	1	19.9
FOSTER	30	648	54-99	.545	0-2	.000	29-48	.604	72	114	186	6.2	28	73-0	29	23	10	13.7
GRANGER	16	508	95-197	.482	35-78	.449	55-65	.846	18	68	86	5.4	33	52-2	12	32	21	28.0
HANSBROUGH	1	21	5-10	.500	0-0	—	4-7	.571	3	2	5	5.0	3	1-0	0	1	1	14.0
HIBBERT	7	137	27-53	.509	0-0	—	15-25	.600	19	25	44	6.3	12	23-2	1	7	9	6.9
D. JONES (IND)	4	121	25-49	.510	2-5	.400	10-12	.833	1	22	23	5.8	7	12-0	2	7	4	6.2
D. JONES (TOT)	11	217	37-76	.487	2-5	.400	20-30	.667	4	28	32	2.9	10	24-0	2	13	6	9.6
S. JONES (IND)	3	57	7-9	.778	0-0	—	0-2	.000	4	4	8	2.7	0	7-0	0	5	7	14.7
S. JONES (TOT)	8	81	10-15	.667	0-1	.000	4-6	.667	7	8	15	1.9	0	10-0	0	6	10	2.4
McROBERTS	3	37	6-9	.667	0-0	.000	0-0	.000	1	10	11	3.7	3	6-0	0	4	1	12.0
POSEY (TOT)	25	617	54-141	.383	26-76	.342	33-38	.868	12	99	111	4.4	30	55-0	23	24	15	16.7
PRICE	2	40	9-16	.563	3-6	.500	1-1	1.000	2	3	5	2.5	4	1-0	3	4	0	22.0
RUSH	6	178	17-57	.298	6-28	.214	7-11	.636	2	29	31	5.2	12	7-0	5	7	2	4.7

## NEW YORK KNICKS

### SERIES SCORES

DATE	IND-NY	DATE	IND-NY	DATE	IND-NY
*2/9/77	W 110-109	*1/12/90	L 96-101 OT	*1/20/07	L 106-108
2/26/77	L 115-129	2/3/90	L 98-112	12/17/07	W 119-92
*3/31/77	L 131-135	*4/8/90	W 99-97	2/6/08	W 103-100
4/7/77	W 114-100	4/12/90	L 100-108	*3/17/08	W 110-98
11/19/77	L 127-129 OT	1/10/91	W 129-122	*4/16/08	W 132-123
*12/14/77	L 98-101	*2/12/91	L 110-114	1/2/09	W 105-103
2/9/78	L 117-126	4/12/91	L 108-112	*1/31/09	L 113-122
*3/10/78	W 122-115	*4/19/91	W 130-118	2/23/09	L 119-123
10/28/78	L 106-111	*11/13/91	W 110-107	11/4/09	W 101-89
*11/29/78	W 101-99	12/28/91	L 106-115 OT	*11/18/09	L 103-110
12/19/78	L 102-130	1/20/92	L 97-105	1/3/10	L 89-132
*2/14/79	W 106-97	*2/12/92	L 104-111	*4/7/10	W 113-105
10/23/79	L 112-136	12/29/92	L 91-97		
*11/21/79	W 119-108	*12/30/92	L 90-94		
12/11/79	W 124-122 OT	3/14/93	L 104-107		
*1/31/80	L 102-112	*4/16/93	W 100-94		
*2/20/80	W 131-86	*11/12/93	L 84-103		
3/13/80	W 107-100	12/11/93	L 91-98		
*10/29/80	W 102-95	3/15/94	L 82-88		
12/2/80	W 113-96	*3/25/94	L 82-85		
1/8/81	W 116-115 OT	1/10/95	L 105-117		
3/17/81	L 89-114	*2/8/95	L 77-96		
*3/20/81	L 107-110	4/4/95	W 94-90		
10/31/81	W 106-99	*4/14/95	L 84-88		
*11/24/81	W 127-112	11/9/95	L 95-103		
*12/26/81	L 106-112	*2/4/96	W 90-83		
*2/24/82	W 118-87	3/20/96	L 99-102		
3/30/82	L 104-108	*4/2/96	L 86-90		
11/23/82	W 94-90	*1/23/97	L 90-92		
*12/10/82	W 108-100	2/16/97	L 80-89		
*12/26/82	W 87-81	*4/14/97	W 110-107 OT		
2/7/83	L 99-105	4/18/97	L 89-97		
*2/24/83	L 101-113	*12/17/97	W 87-80		
4/11/83	L 92-121	1/21/98	L 89-87		
*11/10/83	L 91-99	3/15/98	W 91-86		
11/15/83	L 87-94	3/30/99	L 93-94		
*11/27/83	W 101-91	*4/4/99	W 108-95		
1/7/84	L 103-140	*5/2/99	W 94-71		
2/16/84	L 94-100	*12/25/99	W 101-90		
*3/28/84	W 99-93	2/19/00	L 73-87		
11/24/84	L 100-119	*3/21/00	W 95-91		
*1/12/85	W 100-95	4/10/00	L 81-83		
1/26/85	L 106-109	1/21/01	W 87-74		
*2/27/85	W 108-106	3/6/01	L 83-97		
3/16/85	L 114-116	*3/7/01	L 75-79		
*3/22/85	L 113-118	*4/11/01	W 100-93		
*11/27/85	L 77-80	*11/9/01	W 103-95		
*12/6/85	W 107-83	12/8/01	L 99-101		
12/10/85	L 64-82	*2/1/02	W 92-87		
1/7/86	L 85-93	*11/8/02	W 107-94		
*3/17/86	W 112-92	1/3/03	L 96-98		
4/7/86	L 104-106	*1/8/03	W 89-87		
12/20/86	W 123-99	4/15/03	W 109-93		
*3/1/87	W 122-115 OT	11/15/03	W 95-94		
3/19/87	L 105-111 OT	*11/27/03	W 93-70		
*3/27/87	W 100-91	2/3/04	L 90-97		
4/4/87	L 108-112	*4/6/04	W 107-86		
*11/7/87	W 108-95	*11/13/04	W 103-97		
*2/16/88	W 117-104	2/26/05	L 79-90		
3/1/88	L 96-98	4/5/05	W 97-79		
4/13/88	L 107-127	*4/10/05	L 112-113 OT		
*4/23/88	L 86-88	12/17/05	W 102-96		
*11/1/88	L 120-121 OT	*3/7/06	L 92-107		
12/20/88	L 113-141	4/7/06	L 98-96		
1/31/89	L 111-120	*4/10/06	W 101-82		
*2/4/89	L 106-113	11/4/06	W 109-95		
3/11/89	L 95-114	*12/15/06	W 112-96		

### SERIES RECORD

#### OVERALL

Indiana 66 wins  
New York 80 wins

#### AT INDIANA

Indiana 45 wins  
New York 28 wins

#### AT NEW YORK

Indiana 21 wins  
New York 52 wins

#### PLAYOFFS

Indiana 18 wins  
New York 17 wins

### SERIES HIGHS

#### POINTS

**Pacers:** 47, Chuck Person, 1/31/89  
**Kniks:** 52, Bernard King, 11/24/84

#### REBOUNDS

**Pacers:** 21, Troy Murphy, 2/23/09  
**Kniks:** 22, Patrick Ewing, 2/8/95  
Marcus Camby, 12/8/01

#### ASSISTS

**Pacers:** 18, Micheal Williams, 11/13/91  
**Kniks:** 19, Stephon Marbury, OT, 4/10/05

### LARGEST WIN MARGINS

#### PACERS' LARGEST WIN VS. KNICKS

45 131-86, at Market Square Arena, 2/20/80

#### KNICKS' LARGEST WIN VS. PACERS

43 132-89, at Madison Square Garden, 1/3/10



\* AT INDIANAPOLIS  
OT OVERTIME

## OKLAHOMA CITY THUNDER

## COACHING STAFF



SCOTT BROOKS

**HEAD COACH**  
Scott Brooks

**COLLEGE**  
UC-Irvine

**PRO COACHING RECORD**  
w/Oklahoma City: entering 3rd season,  
72-79 (.477)  
**Overall:** same

**ASSISTANT COACHES**  
Mark Bryant  
Maurice Cheeks  
Rex Kalamian  
Brian Keefe  
Maz Trakh

**HEAD ATHLETIC TRAINER**  
Joe Sharpe

## TEAM DIRECTORY

## ADDRESS

211 N. Robinson  
Suite 300  
Oklahoma City, OK 73102  
(405) 208-4800  
www.thunder.nba.com

## CHAIRMAN

Clayton Bennett

EXECUTIVE VICE PRESIDENT  
AND GENERAL MANAGER

Sam Presti

## VP/ASSISTANT GENERAL MANAGER

Troy Weaver

ASSISTANT GENERAL MANAGER/  
PLAYER PERSONNEL

Rob Hennigan

ASSISTANT GENERAL MANAGER/  
LEGAL AND ADMINISTRATION

Michael Winger

DIRECTOR OF BASKETBALL  
COMMUNICATIONS

Brian Facchini

MANAGER OF BASKETBALL  
COMMUNICATIONS

Michael Ravina

COORDINATOR OF BASKETBALL  
COMMUNICATIONS

John Read

## TEAM COLORS

Blue, Red, Yellow and Dark Blue

## HOME COURT

Ford Center  
(18, 203; opened 2002)

**FRANCHISE HISTORY**  
Seattle SuperSonics,  
1967-68 – 2007-08  
Oklahoma City Thunder  
2008 - present

## RADIO

WWLS (640 AM)  
Matt Pinto

## TELEVISION

KSBI (Ch. 52)  
Fox Sports Oklahoma  
Brian Davis, Grant Long  
and Kelly Crull

## 2009-10 RECAP

**RECORD:** 50-32

**NORTHWEST DIVISION:** 9-7

**WESTERN CONFERENCE:** 28-24

**HOME:** 27-14

**ROAD:** 23-18

**FINISH:** 4th in division; T-6th in conference

**PLAYOFFS:** Lost to L.A. Lakers, 4-2, First Round

## 2010-11 VS. PACERS

11/26 at Conseco Fieldhouse ..... 8:00 p.m.    3/2 at Ford Center ..... 8:00 p.m.

## PACERS CAREER STATISTICS VS. OKLAHOMA CITY

NAME	GP	MIN	3-POINT			FTM-FTA	PCT	OR	DR	TR	AVG	AST	PF-DQ	STL	TO	BKS	PTS	AVG	
			FGM-FGA	PCT	PCT														
COLLISON (TOT)	3	79	9-28	.321	2-4	.500	1-2	.500	1	4	5	1.7	19	3-0	0	8	1	21	7.0
DUNLEAVY (IND)	5	148	25-57	.439	9-20	.450	12-15	.800	3	20	23	4.6	10	8-0	5	8	0	71	14.2
DUNLEAVY (TOT)	22	623	97-205	.473	26-61	.426	37-44	.841	28	93	121	5.5	46	49-0	20	30	5	261	11.9
FORD (IND)	2	64	15-28	.536	2-3	.667	4-4	1.000	2	7	9	4.5	15	5-0	6	3	1	36	18.0
FORD (TOT)	9	278	50-100	.500	5-9	.556	19-21	.905	6	22	28	3.1	63	24-0	19	29	1	124	13.8
FOSTER	16	345	39-71	.549	0-3	.000	25-36	.694	50	59	109	6.8	22	36-1	8	14	9	103	6.4
GRANGER	10	314	63-152	.414	12-49	.245	53-67	.791	15	44	59	5.9	13	35-0	11	15	6	191	19.1
HANSBROUGH	-HAS NOT PLAYED-																		
HIBBERT	4	74	22-42	.524	0-1	.000	10-16	.625	10	14	24	6.0	4	17-0	1	5	1	54	13.5
D. JONES (IND)	2	33	5-12	.417	0-0	—	1-2	.500	3	3	6	3.0	6	4-0	1	3	0	11	5.5
D. JONES (TOT)	18	295	33-86	.384	2-9	.222	27-33	.818	14	18	32	1.8	21	36-1	12	14	5	95	5.3
S. JONES (IND)	2	40	2-8	.250	0-0	—	3-4	.750	1	7	8	4.0	1	9-1	0	3	3	7	3.5
S. JONES (TOT)	6	80	6-17	.353	1-1	1.000	8-10	.800	8	14	22	3.7	2	13-1	1	4	5	21	3.5
McROBERTS	3	32	3-6	.500	0-1	.000	2-2	1.000	2	4	6	2.0	3	2-0	1	0	1	8	2.7
POSEY (TOT)	29	796	100-227	.441	38-113	.336	40-54	.741	31	91	122	4.2	72	73-0	34	35	10	278	9.6
PRICE	2	43	10-19	.526	3-6	.500	2-2	1.000	0	1	1	0.5	5	4-0	5	3	0	25	12.5
RUSH	4	103	14-29	.483	4-11	.364	3-3	1.000	2	6	8	2.0	4	10-0	2	3	2	35	8.8

## OKLAHOMA CITY THUNDER

## SERIES SCORES

DATE	IND-OK	DATE	IND-OK	DATE	IND-OK
*10/26/76 W 120-90		11/22/86 L 111-121		*12/21/99 W 113-103	
11/14/76 L 118-121		*2/18/87 W 105-88		1/2/01 W 91-83	
1/19/77 L 102-109		*11/28/87 W 131-115		*3/2/01 L 83-86	
*2/20/77 W 135-115		1/18/88 L 105-115		11/25/01 L 88-99	
*11/2/77 L 104-106 OT		2/28/89 W 108-106		*1/26/02 L 86-95	
11/11/77 L 111-117		*3/7/89 L 92-110		12/4/02 W 114-111 OT	
*3/3/78 W 115-111		12/23/89 W 98-95		*1/24/03 W 93-80	
3/24/78 L 102-104		*2/2/90 L 86-87		*11/14/03 W 101-78	
*10/18/78 L 92-99		12/12/90 L 90-99		12/5/03 W 101-94	
11/17/78 L 115-126		*2/2/91 W 106-100		11/28/04 L 95-103	
1/10/79 L 98-118		11/9/91 L 111-118		*3/1/05 L 93-101	
*1/17/79 L 102-112		*11/15/91 L 108-124		12/4/05 L 102-107	
*12/12/79 L 107-112		*3/8/93 W 105-99		*1/2/06 W 115-96	
1/9/80 L 111-120		3/25/93 W 120-117		12/1/06 L 103-105	
*1/16/81 L 94-95		12/21/93 L 88-91		*2/7/07 L 102-103	
3/4/81 L 93-105		*2/20/94 W 101-95		11/30/07 L 93-95	
1/13/82 L 86-106		*11/18/94 W 94-87		*3/1/08 W 114-107	
*3/16/82 W 109-96		11/28/94 L 99-118		*11/10/08 W 107-99	
1/5/83 W 108-104		*11/18/95 W 118-104		4/5/09 W 117-99	
*3/11/83 L 121-127		11/28/95 W 102-101		1/9/10 L 102-108	
*2/9/84 W 107-102		1/11/97 L 82-92		*3/21/10 W 121-101	
**3/2/84 L 90-99		*2/26/97 W 92-78		* AT INDIANAPOLIS	
1/5/85 L 97-104		*11/7/97 L 93-99		** AT TACOMA, WASH.	
*3/2/85 L 92-106		2/4/98 L 97-104		OT OVERTIME	
*1/31/86 W 101-94		1998-99 SEASON, DID NOT PLAY			
3/5/86 W 120-112		11/28/99 L 91-102			

## SERIES RECORD

## OVERALL

Indiana 31 wins  
Oklahoma City 41 wins

## AT INDIANA

Indiana 21 wins  
Oklahoma City 15 wins

## AT OKLAHOMA CITY

Indiana 1 win  
Oklahoma City 1 win

## AT SEATTLE

Indiana 9 wins  
Oklahoma City 24 wins

## AT TACOMA

Indiana 0 wins  
Oklahoma City 1 win

## SERIES HIGHS

## POINTS

**Pacers:** 45, Chuck Person, 2/28/89  
**Thunder:** 41, Vin Baker, 2/4/98

## REBOUNDS

**Pacers:** 19, Detlef Schrempf, 3/8/93  
**Thunder:** 24, Marvin Webster, OT,  
11/2/77

## ASSISTS

**Pacers:** 14, Mark Jackson, 2/4/98  
**Thunder:** 15, Nate McMillan, 1/18/88  
Gary Payton, 11/15/91

## LARGEST WIN MARGINS

## PACERS' LARGEST WIN VS. THUNDER

30 120-90, at Market Square Arena,  
10/26/76

## THUNDER'S LARGEST WIN VS. PACERS

20 118-98, at Kingdome, 1/10/79  
106-86, at Kingdome, 1/13/82



## ORLANDO MAGIC

### COACHING STAFF



STAN VAN GUNDY

#### HEAD COACH

Stan Van Gundy

#### COLLEGE

SUNY-Brockport

#### PRO COACHING RECORD

w/Orlando: entering 4th season,  
170-76 (.691)

Overall: entering 7th season,  
282-149 (.654)

#### ASSISTANT COACHES

Brendan Malone  
Patrick Ewing  
Steve Clifford  
Bob Beyer  
Ahmad Ajami

#### ATHLETIC TRAINER

Keon Weise

#### TEAM OPERATIONS MANAGER

Rodney Powell

#### STRENGTH AND CONDITIONING COACH

Joe Rogowski

### TEAM DIRECTORY

#### ADDRESS

8701 Maitland Summit Boulevard  
Orlando, FL 32810  
(407) 916-2400  
Fax: (407) 916-2830  
www.orlandomagic.com

#### CHAIRMAN

Rich DeVos

#### PRESIDENT/CHIEF OPERATING OFFICER

Bob Vander Weide

#### TEAM PRESIDENT

Alex Martins

#### PRESIDENT OF BASKETBALL OPERATIONS

Otis Smith

#### DIRECTOR OF PLAYER DEVELOPMENT

Adonal Foyle

#### VICE PRESIDENT OF COMMUNICATIONS

Joel Glass

#### DIRECTOR OF COMMUNICATIONS

George Galante

#### ASSISTANT DIRECTOR OF COMMUNICATIONS

Trish Wingerson

#### COMMUNICATIONS COORDINATORS

Jason Wallace  
Melanie Curtsinger

#### TEAM COLORS

Blue, Silver, Black

#### HOME COURT

Amway Center  
(18,500; opened 2010)

#### FRANCHISE HISTORY

Orlando Magic, 1989-90 to present

#### RADIO

WDBO (580 AM)  
Dennis Neumann and Richie Aduabato

#### SPANISH RADIO

WRLZ (1270 AM)  
Joey Colon

#### TELEVISION

Sun Sports/FSN Florida  
David Steele and Matt Guokas

### 2009-10 RECAP

RECORD: 59-23

SOUTHEAST DIVISION: 10-6

EASTERN CONFERENCE: 39-13

HOME: 34-7

ROAD: 25-16

FINISH: 1st in division; 2nd in conference

PLAYOFFS: Defeated Charlotte, 4-0, First Round;  
defeated Atlanta, 4-0, Eastern Conference Semifinals;  
lost to Boston 4-2

### 2010-11 VS. PACERS

11/20 at Conseco Fieldhouse ..... 7:00 p.m. 4/13 at Amway Center ..... 8:00 p.m.  
1/26 at Conseco Fieldhouse ..... 7:00 p.m.

### PACERS CAREER STATISTICS VS. ORLANDO

NAME	GP	MIN	FGM-FGA			3-POINT			FTM-FTA	PCT	OR	DR	TR	AVG	AST	PF-DQ	STL	TO	BKS	PTS	AVG
			PCT	PCT	PCT																
COLLISON (TOT)	2	93	18-40	.450	2-4	.500	5-8	.625	2	2	4	2.0	16	1-0	5	8	0	43	21.5		
DUNLEAVY (IND)	10	333	47-120	.392	13-44	.295	35-43	.814	5	45	50	5.0	32	26-0	16	27	0	142	14.2		
DUNLEAVY (TOT)	20	606	90-209	.431	26-70	.371	46-58	.793	12	69	81	4.1	63	48-0	25	43	2	244	12.2		
FORD (IND)	5	133	27-56	.482	2-4	.500	16-20	.800	3	10	13	2.6	16	9-0	5	10	2	72	14.4		
FORD (TOT)	18	545	92-197	.467	10-26	.385	54-77	.701	12	52	64	3.6	116	39-0	26	58	5	248	13.8		
FOSTER	29	611	74-132	.561	0-1	.000	47-71	.662	93	122	216	7.4	21	80-1	26	24	18	195	6.7		
GRANGER	16	519	102-219	.466	30-69	.435	57-67	.851	20	62	82	5.1	24	47-0	18	31	13	291	18.2		
HANSBROUGH	1	24	4-12	.333	0-1	.000	0-0	—	2	4	6	6.0	3	2-0	0	2	0	8	8.0		
HIBBERT	8	151	33-68	.485	2-2	1.000	13-19	.684	15	20	35	4.4	16	30-1	2	8	12	81	10.1		
D. JONES (IND)	4	119	14-32	.438	0-0	—	12-17	.706	1	9	10	2.5	11	13-0	1	5	1	40	10.0		
D. JONES (TOT)	13	248	26-63	.413	1-2	.500	25-33	.758	6	21	27	2.1	21	29-0	3	10	3	78	6.0		
S. JONES (IND)	3	25	5-10	.500	0-0	—	2-4	.500	4	3	7	2.3	1	5-0	2	1	1	12	4.0		
S. JONES (TOT)	14	126	15-29	.517	0-1	.000	10-16	.625	8	22	30	2.1	4	28-0	3	10	6	40	2.9		
McROBERTS	3	26	1-4	.250	0-1	.000	2-4	.500	2	7	9	3.0	2	2-0	1	2	0	4	1.3		
POSEY (TOT)	22	567	54-135	.400	22-66	.333	38-41	.927	20	83	103	4.7	21	72-0	23	23	8	168	7.6		
PRICE	3	53	12-25	.480	6-14	.429	2-3	.667	1	7	8	2.7	7	1-0	2	7	0	32	10.7		
RUSH	8	207	16-44	.364	4-16	.250	1-4	.250	7	31	38	4.8	7	18-0	8	7	4	37	4.6		

## ORLANDO MAGIC

## SERIES SCORES

DATE	IND-ORL
*12/1/89	W 125-110
*12/26/89	W 98-90
12/27/89	W 106-101
1/30/90	L 111-129
4/6/90	W 123-115
11/17/90	L 89-96
*2/20/91	W 122-120 OT
*1/17/92	L 120-127
2/11/92	W 100-98
*2/28/92	W 114-109
3/13/92	L 97-98
*11/27/92	L 116-130
1/9/93	W 104-88
3/10/93	L 106-119
*4/2/93	W 118-102
11/9/93	L 98-104
*12/9/93	W 111-105
2/23/94	L 99-103
*4/2/94	W 128-113
*2/3/95	W 118-106
2/14/95	L 92-111
*3/17/95	W 107-97
4/21/95	L 86-110
11/16/95	L 80-89
*1/27/96	W 102-79
*2/21/96	L 97-99
4/12/96	W 111-101
*11/23/96	L 73-76
12/18/96	W 102-95 OT
2/4/97	L 87-111
*2/23/97	L 90-99
12/20/97	W 95-92

DATE	IND-ORL
*12/26/97	W 107-81
*2/10/98	W 85-66
2/20/98	L 91-93
2/26/99	L 100-103 OT
*4/14/99	W 83-80
*4/27/99	L 87-88
*11/11/99	W 116-101
1/5/00	W 96-89
2/5/00	L 102-107
*12/25/00	W 103-93
1/30/01	L 86-93
*3/21/01	W 96-95
3/25/01	L 82-84
*11/2/01	W 117-107
12/26/01	W 89-82
*3/5/02	W 111-98
3/29/02	L 106-114
*11/22/02	W 106-70
1/10/03	W 101-97 OT
*4/11/03	L 86-98
11/24/03	W 89-78
*12/17/03	L 90-94
*1/6/04	W 114-107
3/26/04	W 107-92
*11/20/04	L 83-86
*1/15/05	L 84-85
2/22/05	W 108-84
4/18/05	L 88-92
11/2/05	W 90-78
*3/13/06	W 97-83
4/19/06	W 89-83
*11/10/06	W 93-83

DATE	IND-ORL
11/22/06	L 91-96
*12/6/06	W 94-80
3/30/07	L 87-95
12/7/07	W 115-109
*2/2/08	L 115-121
3/15/08	L 111-122
*11/21/08	L 98-100
11/29/08	L 96-110
1/27/09	L 111-135
*2/6/09	W 107-102
12/14/09	L 98-106
*1/5/10	W 97-90
1/20/10	L 98-109
*4/12/10	L 98-118

## PLAYOFFS

4/28/94	W 89-88
4/30/94	W 103-101
*5/2/94	W 99-86
5/23/95	L 101-105
5/25/95	L 114-119
*5/27/95	W 105-100
*5/29/95	W 94-93
5/31/95	L 106-108
*6/2/95	W 123-96
6/4/95	L 81-105

\* AT INDIANAPOLIS  
OT OVERTIME

## SERIES RECORD

## OVERALL

Indiana 41 wins  
Orlando 37 wins

## AT INDIANA

Indiana 26 wins  
Orlando 13 wins

## AT ORLANDO

Indiana 15 wins  
Orlando 24 wins

## PLAYOFFS

Indiana 6 wins  
Orlando 4 wins

## SERIES HIGHS

## POINTS

**Pacers:** 38, Reggie Miller, 4/6/90  
Reggie Miller, 4/2/94  
Jermaine O'Neal, 1/15/05  
**Magic:** 49, Shaquille O'Neal, 12/9/93

## REBOUNDS

**Pacers:** 23, Detlef Schrempf, 2/11/92  
**Magic:** 23, Dwight Howard, 12/14/09

## ASSISTS

**Pacers:** 15, Haywoode Workman,  
4/2/94  
**Magic:** 17, Sam Vincent, 1/30/90

## LARGEST WIN MARGINS

## PACERS' LARGEST WIN VS. MAGIC

36 106-70, at Consecro Fieldhouse,  
11/22/02

## MAGIC'S LARGEST WIN VS. PACERS

24 110-86, at Orlando Arena, 4/21/95  
111-87, at Orlando Arena, 2/4/97  
135-111, at Amway Arena, 1/27/09



## PHILADELPHIA 76ERS



DOUG COLLINS

### COACHING STAFF

#### HEAD COACH

Doug Collins

#### COLLEGE

Illinois State

#### PRO COACHING RECORD

w/Philadelphia: entering 1st season

Overall: entering 9th season,  
332-287 (.536)

#### ASSOCIATE HEAD COACH

Michael Curry

#### ASSISTANT COACHES

Brian James

Aaron McKie

Quin Snyder

#### HEAD ATHLETIC TRAINER

Kevin Johnson

#### ASSISTANT ATHLETIC TRAINER

Scott Faust

### TEAM DIRECTORY

#### ADDRESS

3601 South Broad Street  
Philadelphia, PA 19148  
(215) 339-7666  
Fax: (215) 339-7632  
www.sixers.com

#### CHAIRMAN

Ed Snider

#### PRESIDENT

Rod Thorn

#### GENERAL MANAGER

Ed Stefanski

#### SENIOR VICE PRESIDENT/

#### ASSISTANT GENERAL MANAGER

Tony DiLeo

#### DIRECTOR OF PLAYER PERSONNEL

Courtney Witte

#### DIRECTOR OF PUBLIC RELATIONS

Mike Preston

#### PUBLIC RELATIONS COORDINATOR

Sean McCloskey

#### DIRECTOR OF STATISTICAL

#### INFORMATION

Harvey Pollack

#### TEAM COLORS

Red, White and Blue

#### HOME COURT

Wells Fargo Center  
(20,318; opened 1996)

#### FRANCHISE HISTORY

Syracuse Nationals, 1949-63  
Philadelphia 76ers, 1963-64  
to present

#### RADIO

610 WIP

Tom McGinnis

#### TELEVISION

Comcast SportsNet

Marc Zumoff and Ed Pinckney

### 2009-10 RECAP

RECORD: 27-55

ATLANTIC DIVISION: 7-9

EASTERN CONFERENCE: 14-38

HOME: 12-29

ROAD: 15-26

FINISH: 4th in division; T-12th in conference

PLAYOFFS: Did not qualify

### 2010-11 VS. PACERS

10/30 at Conesco Fieldhouse ..... 8:00 p.m. 1/11 at Wells Fargo Center ..... 7:00 p.m.  
11/3 at Wells Fargo Center ..... 7:00 p.m. 3/8 at Conesco Fieldhouse ..... 7:00 p.m.

### PACERS CAREER STATISTICS VS. PHILADELPHIA

NAME	GP	MIN	3-POINT		FGM-FGA	PCT	FTM-FTA	PCT	OR	DR	TR	AVG	AST	PF-DQ	STL	TO	BKS	PTS	AVG
			FGM-FGA	PCT															
COLLISON (TOT)	1	40	7-14	.500	3-5	.600	0-0	—	0	2	2	2.0	4	5-0	0	4	0	17	17.0
DUNLEAVY (IND)	9	291	49-107	.458	14-39	.359	13-17	.765	1	39	40	4.4	24	19-0	9	19	2	125	13.9
DUNLEAVY (TOT)	18	559	96-197	.487	30-78	.385	42-53	.792	6	90	96	5.3	52	35-0	17	41	5	268	14.9
FORD (IND)	5	163	22-62	.355	2-9	.222	18-19	.947	4	16	20	4.0	31	15-0	9	12	0	64	12.8
FORD (TOT)	17	489	79-181	.436	4-21	.190	42-53	.792	9	50	59	3.5	111	53-1	23	43	2	204	12.0
FOSTER	31	635	66-117	.564	1-2	.500	40-69	.580	69	152	221	7.1	29	79-0	20	30	14	173	5.6
GRANGER	15	513	92-201	.458	26-64	.406	32-42	.762	14	78	92	6.1	28	48-1	8	29	21	242	16.1
HANSBROUGH	—HAS NOT PLAYED—																		
HIBBERT	7	122	22-52	.423	0-0	—	14-15	.933	18	18	36	5.1	10	14-0	0	8	4	58	8.3
D. JONES (IND)	3	79	20-35	.571	0-2	.000	9-11	.818	6	4	10	3.3	8	10-0	1	7	4	49	16.3
D. JONES (TOT)	10	177	37-67	.552	5-10	.500	21-25	.840	9	8	17	1.7	13	23-0	4	15	5	100	10.0
S. JONES (IND)	1	7	2-2	1.000	0-0	—	0-0	—	0	0	0	0.0	0	2-0	0	2	0	4	4.0
S. JONES (TOT)	8	68	8-14	.571	0-0	—	4-5	.800	2	5	7	0.9	2	10-0	0	4	0	20	2.5
McROBERTS (IND)	2	32	5-12	.417	0-4	.000	0-0	—	3	6	9	4.5	0	4-0	2	4	4	14	7.0
McROBERTS (TOT)	3	34	7-14	.500	0-4	.000	0-0	—	3	7	10	3.3	0	4-0	2	4	4	14	4.7
POSEY (TOT)	23	681	78-198	.394	37-99	.374	30-44	.682	32	104	136	5.9	47	64-0	20	34	10	223	9.7
PRICE	2	38	8-14	.571	5-6	.833	3-5	.600	1	3	4	2.0	0	4-0	2	4	0	24	12.0
RUSH	7	189	28-61	.459	13-27	.481	6-8	.750	2	21	23	3.3	7	6-0	3	8	6	75	10.7



## PHILADELPHIA 76ERS

### SERIES SCORES

DATE	IND-PHI	DATE	IND-PHI	DATE	IND-PHI
11/17/76	W 123-117	*2/3/87	L 94-99	*4/17/01	L 105-111 OT
*12/18/76	L 93-97	4/17/87	W 115-111	11/6/01	W 87-77
*2/1/77	W 110-109	11/6/87	L 95-108	*2/17/02	W 86-76
2/11/77	L 109-118	1/29/88	L 89-94	3/8/02	L 100-109
*12/10/77	W 114-108 OT	*2/4/88	W 109-95	*4/17/02	W 103-80
2/3/78	L 104-116	*3/6/88	L 100-105	*12/15/02	W 107-97
*2/14/78	L 116-119	3/18/88	L 109-129	1/6/03	W 105-104 OT
4/7/78	W 127-118	*4/16/88	W 126-92	3/12/03	L 93-96
12/27/78	L 110-122	11/26/88	L 114-122	*3/26/03	L 85-91
*1/5/79	W 123-96	*12/3/88	L 100-107	11/9/03	W 85-74
3/16/79	L 106-114	*2/14/89	L 108-113	*11/28/03	W 90-77
*4/6/79	W 136-118	2/15/89	L 98-113	*2/28/04	W 81-74
10/24/79	L 110-132	*11/25/89	L 103-111	4/12/04	W 107-93
*11/3/79	L 114-120 2OT	1/8/90	L 116-120	11/12/04	L 104-106 OT
11/26/79	L 112-113	*1/31/90	L 108-112	*12/22/04	L 90-102
*2/5/80	L 108-109	4/18/90	L 113-124	1/31/05	L 88-89
3/5/80	L 113-120	*11/13/90	L 100-108	*4/15/05	L 86-90
*3/14/80	W 104-94	11/28/90	L 106-116	*11/5/05	L 109-111
*11/13/80	L 103-130	1/23/91	W 110-109	3/5/06	W 94-93
11/21/80	L 88-97	*4/3/91	L 104-107	*3/26/06	W 92-79
*12/16/80	L 107-109	*12/26/91	L 110-113	*11/7/06	W 97-86
1/21/81	L 104-118	1/29/92	W 115-90	12/20/06	W 101-93
*3/10/81	L 102-103	3/11/92	L 93-111	*3/10/07	L 96-100
3/18/81	L 95-107	*3/22/92	W 108-100	4/10/07	L 86-90
11/4/81	L 99-107	*11/11/92	W 120-114	*12/19/07	W 102-85
*11/27/81	L 112-124 OT	12/21/92	L 101-113	1/21/08	W 110-103
*1/22/82	L 105-112	*1/12/93	W 112-93	4/11/08	W 85-76
2/10/82	L 96-102	1/27/93	W 127-125 OT	*11/14/08	L 92-94
3/19/82	L 95-112	*11/24/93	L 97-108	12/20/08	W 95-94
*4/13/82	L 89-93	1/14/94	L 102-104 OT	2/5/09	L 94-99
11/12/82	W 117-108	4/13/94	W 115-87	*2/17/09	W 100-91
*11/24/82	L 106-121	*4/22/94	W 133-88	*1/23/10	L 97-107
1/15/83	L 105-114	12/9/94	W 94-88	1/25/10	W 109-98
*3/15/83	L 128-132	*1/28/95	W 106-103 OT	*3/9/10	W 107-96
4/8/83	L 118-126 OT	3/25/95	W 84-75		
*10/29/83	L 112-124 OT	*4/19/95	W 103-91		
*11/29/83	L 96-98	*12/5/95	W 108-91		
2/1/84	L 103-111	2/7/96	L 101-102		
*3/13/84	L 106-121	*2/23/96	W 102-95		
4/6/84	L 106-112	4/3/96	W 102-87		
11/7/84	L 113-134	11/20/96	W 103-92		
*11/21/84	L 107-112	*1/19/97	W 111-107		
11/28/84	L 101-122	4/4/97	W 114-103		
*2/12/85	L 116-124	*11/30/97	W 101-89		
*4/6/85	W 121-117	1/28/98	W 93-90 OT		
4/12/85	L 105-111	*2/19/98	W 82-77		
11/6/85	L 97-105	2/22/98	W 97-92		
*11/29/85	L 100-110	*2/18/99	W 99-95		
*12/17/85	L 96-102	3/17/99	L 110-114		
3/9/86	L 102-120	4/16/99	L 83-93		
*3/11/86	L 91-101	1/22/00	L 97-103		
4/11/86	L 122-130	*2/7/00	W 109-84		
10/31/86	L 104-108	*3/26/00	L 101-111		
*11/4/86	W 125-121 2OT	4/17/00	W 92-90		
12/10/86	L 112-122	*1/28/01	L 81-86		
*1/13/87	L 94-101	4/1/01	L 93-104		

### SERIES RECORD

#### OVERALL

Indiana 58 wins  
Philadelphia 88 wins

#### AT INDIANA

Indiana 32 wins  
Philadelphia 41 wins

#### AT PHILADELPHIA

Indiana 26 wins  
Philadelphia 47 wins

#### PLAYOFFS

Indiana 9 wins  
Philadelphia 7 wins

### SERIES HIGHS

#### POINTS

**Pacers:** 44, John Long, 2 OT, 11/4/86  
**76ers:** 43, Allen Iverson, 4/15/05

#### REBOUNDS

**Pacers:** 19, Clark Kellogg, OT, 4/8/83  
**76ers:** 24, Moses Malone, OT, 4/8/83

#### ASSISTS

**Pacers:** 15, Vern Fleming, 2/15/89  
**76ers:** 15, Maurice Cheeks, 4/11/86  
Maurice Cheeks, 11/26/88  
Eric Snow, 2/7/00

### LARGEST WIN MARGINS

#### PACERS' LARGEST WIN VS. 76ERS

45 133-88, at Market Square Arena, 4/22/94

#### 76ERS' LARGEST WIN VS. PACERS

27 130-103, at Market Square Arena, 11/13/80

#### PLAYOFFS

3/31/81	L 108-124
*4/2/81	L 85-96
*5/17/99	W 94-90
*5/19/99	W 85-82
5/21/99	W 97-86
5/23/99	W 89-86
*5/6/00	W 108-91
*5/8/00	W 103-97
5/10/00	W 97-89
5/13/00	L 90-92
*5/15/00	L 86-107
5/19/00	W 106-90
4/21/01	W 79-78
4/24/01	L 98-116
*4/28/01	L 87-92
*5/2/01	L 85-88

\* AT INDIANAPOLIS  
OT OVERTIME



## PHOENIX SUNS



ALVIN GENTRY

## COACHING STAFF

## HEAD COACH

Alvin Gentry

## COLLEGE

Appalachian State

## PRO COACHING RECORD

w/Phoenix: entering 3rd season,  
72-41 (.637)Overall: entering 10th season,  
249-267 (.483)

## ASSISTANT COACHES

Bill Cartwright

Dan Majerle

Igor Kokoskov

Noel Gillespie

## HEAD ATHLETIC TRAINER

Aaron Nelson

ASSISTANT ATHLETIC TRAINER/  
STRENGTH & CONDITIONING

Mike Elliott

## ASSISTANT ATHLETIC TRAINER

Tom Maystadt

## EQUIPMENT MANAGER

Jay Gaspar

## TEAM DIRECTORY

## ADDRESS

201 E. Jefferson Street  
Phoenix, AZ 85004  
(602) 379-7900  
Fax: (602) 379-7908  
www.suns.com

## MANAGING PARTNER

Robert Sarver

## CHAIRMAN

Jerry Colangelo

## VICE CHAIRMAN

Sam Garvin  
Jahm Najafi

## PRESIDENT &amp; CHIEF

## EXECUTIVE OFFICER

Rick Welts

## PRESIDENT OF BASKETBALL

## OPERATIONS

Lon Babby

## GENERAL MANAGER

Lance Blanks

## EXECUTIVE VICE PRESIDENT,

## FINANCE/ADMINISTRATION

Jim Pitman

## VICE PRESIDENT, BASKETBALL

## COMMUNICATIONS

Julie Fie

## MANAGERS, BASKETBALL

## COMMUNICATIONS

DC Headley

Vince Kozar

ASST. TO VICE PRESIDENT/  
BASKETBALL COMMUNICATIONS

Sherry Reed

## TEAM COLORS

Purple, Orange and Black

## HOME COURT

US Airways Center  
(18,422; opened 1992)

## FRANCHISE HISTORY

Phoenix Suns, 1968-69 to present

## RADIO

KTAR (620 AM)

Al McCoy and Tim Kempton

## SPANISH RADIO

KSUN (1400 AM)

Ivan Valenzuela and Arturo Ochoa

## TELEVISION

My45

Tom Leander, Eddie Johnson,

and Scott Williams

FSN Arizona

Gary Bender, Eddie Johnson,

and Scott Williams

## 2009-10 RECAP

RECORD: 54-28

PACIFIC DIVISION: 12-4

WESTERN CONFERENCE: 35-17

HOME: 32-9

ROAD: 22-19

FINISH: 2nd in division; 3rd in conference

PLAYOFFS: Defeated Portland, 4-2, First Round;  
defeated San Antonio, 4-0, Western Conference  
Semifinals; lost to L.A. Lakers, 4-2,  
Western Conference Finals

## 2010-11 VS. PACERS

12/3 at US Airways Center.....9:00 p.m. 2/27 at Conseco Fieldhouse.....12:00 p.m.

## PACERS CAREER STATISTICS VS. PHOENIX

NAME	GP	MIN	3-POINT			FTM-FTA	PCT	OR	DR	TR	AVG	AST	PF-DQ	STL	TO	BKS	PTS	AVG	
			FGM-FGA	PCT															
COLLISON (TOT)	4	124	21-53	.396	2-5	.400	10-10	1.000	6	9	15	3.8	31	8-0	5	8	0	54	13.5
DUNLEAVY (IND)	7	216	40-78	.513	10-28	.357	23-26	.885	7	23	30	4.3	14	22-0	3	7	4	113	16.1
DUNLEAVY (TOT)	26	750	128-273	.469	30-90	.333	58-69	.841	26	108	134	5.2	59	59-0	16	38	13	363	14.0
FORD (IND)	2	72	12-30	.400	0-4	.000	6-9	.667	2	5	7	3.5	8	3-0	2	1	0	30	15.0
FORD (TOT)	6	194	38-86	.442	1-8	.125	23-30	.767	7	16	23	3.8	29	13-0	7	9	0	100	16.7
FOSTER	16	327	24-57	.421	1-2	.500	12-25	.480	41	75	116	7.3	11	41-2	10	12	7	61	3.8
GRANGER	10	348	72-165	.436	23-56	.411	36-46	.783	15	47	62	6.2	19	32-1	12	21	7	203	20.3
HANSBROUGH	1	10	1-5	.200	0-0	—	1-2	.500	3	0	3	3.0	1	1-0	0	0	0	3	3.0
HIBBERT	4	72	11-28	.393	0-0	—	19-21	.905	8	10	18	4.5	5	17-2	1	4	7	41	10.3
D. JONES (IND)	1	25	3-6	.500	0-0	—	5-7	.714	0	9	9	9.0	3	1-0	0	0	1	11	11.0
D. JONES (TOT)	16	255	33-71	.465	6-8	.750	23-34	.676	5	26	31	1.9	16	35-1	9	18	3	95	5.9
S. JONES (IND)	1	5	0-0	—	0-0	—	2-2	1.000	0	0	0	0.0	0	1-0	0	0	0	2	2.0
S. JONES (TOT)	5	60	7-11	.636	0-0	—	8-11	.727	6	7	13	2.6	1	15-0	2	0	2	22	4.4
McROBERTS	1	17	3-7	.429	0-0	—	1-3	.333	3	0	3	3.0	1	4-0	0	1	0	7	7.0
POSEY (TOT)	34	900	106-250	.424	39-106	.368	72-87	.828	36	127	163	4.8	57	94-0	54	45	11	323	9.5
PRICE	2	27	1-6	.167	1-4	.250	0-0	—	0	1	1	0.5	4	2-0	0	2	1	3	1.5
RUSH	4	88	7-23	.304	4-11	.364	4-4	1.000	1	8	9	2.3	2	6-0	3	5	8	22	5.5

## PHOENIX SUNS

## SERIES SCORES

DATE	IND-PHO	DATE	IND-PHO	DATE	IND-PHO
11/11/76 L 98-108		1/11/86 L 99-128		1998-99 SEASON, DID NOT PLAY	
*11/30/76 W 103-97		*1/24/87 L 103-104		*1/25/00 W 93-87	
1/21/77 L 96-125		2/11/87 W 121-105		3/2/00 L 87-118	
*2/16/77 W 111-93		*1/24/88 W 128-109		1/11/01 L 85-93	
11/13/77 L 107-116		2/12/88 W 107-102		*4/3/01 W 85-91	
*11/25/77 L 110-118		11/16/88 L 104-123		2/28/02 L 100-107 OT	
2/18/78 L 101-114		*3/10/89 W 121-116		*4/5/02 W 97-87	
*3/21/78 W 119-115		12/20/89 W 131-130 OT		12/6/02 L 96-102	
*11/22/78 L 110-115		*3/9/90 L 130-134		*3/30/03 W 92-81	
1/13/79 W 102-99		*12/5/90 W 126-121		12/1/03 W 89-82	
2/28/79 L 102-103		3/18/91 L 103-111		*1/28/04 W 101-79	
*3/11/79 W 112-111		11/5/91 W 111-105		1/9/05 L 89-124	
11/14/79 L 100-104		*12/4/91 L 108-114		*1/14/05 W 101-83	
*2/24/80 L 105-113		3/21/93 W 109-108		11/30/05 L 91-109	
11/4/80 L 108-109		*4/4/93 L 100-110		*3/30/06 L 104-114	
*12/10/80 W 102-90		12/20/93 L 94-102		*2/27/07 L 92-103	
11/12/81 L 93-95		*3/16/94 W 109-98		3/2/07 L 90-115	
*1/5/82 W 87-82		*1/26/95 L 86-92		*12/4/07 L 117-121	
*1/7/83 L 101-108		3/10/95 W 112-97		1/9/08 L 122-129 OT	
1/21/83 W 118-117		*1/23/96 W 117-102		*11/5/08 L 103-113	
*1/6/84 W 104-88		3/5/96 L 95-108		1/7/09 W 113-110	
3/9/84 L 110-130		12/8/96 L 93-106		*1/13/10/10 W 122-114	
2/7/85 L 97-105		*1/3/97 W 117-104		3/6/10 L 105-113	
*2/17/85 L 97-115		12/7/97 W 99-97 OT		* AT INDIANAPOLIS	
*11/9/85 W 127-105		*1/6/98 L 80-81		OT OVERTIME	

## SERIES RECORD

## OVERALL

Indiana 32 wins  
Phoenix 40 wins

## AT INDIANA

Indiana 21 wins  
Phoenix 15 wins

## AT PHOENIX

Indiana 11 wins  
Phoenix 25 wins

## SERIES HIGHS

## POINTS

**Pacers:** 42, Chuck Person, 2/11/87  
**Suns:** 49, Amare Stoudemire, 11/5/08

## REBOUNDS

**Pacers:** 17, Dan Roundfield, 3/21/78  
Dale Davis, 3/21/93  
**Suns:** 19, Garfield Heard, 11/30/76

## ASSISTS

**Pacers:** 15, Vern Fleming, 1/24/87  
**Suns:** 17, Jeff Hornacek, 2/12/88  
Steve Nash, 12/4/07

## LARGEST WIN MARGINS

## PACERS' LARGEST WIN VS. SUNS

22 127-105, at Market Square Arena, 11/9/85  
101-79, at Conseco Fieldhouse, 1/28/04

## SUNS' LARGEST WIN VS. PACERS

35 124-89, at America West Arena, 1/9/05



## PORTLAND TRAIL BLAZERS



NATE McMILLAN

### COACHING STAFF

#### HEAD COACH

Nate McMillan

#### COLLEGE

North Carolina State

#### PRO COACHING RECORD

w/Portland: entering 6th season,  
198-212 (.483)

Overall: entering 11th season,  
410-395 (.509)

#### ASSISTANT COACHES

Bill Bayno  
Bernie Bickerstaff  
Kaleb Canales  
Bob Ociepa  
Buck Williams

#### HEAD ATHLETIC TRAINER

Jay Jensen

#### ASSISTANT ATHLETIC TRAINER

Geoff Clark

#### STRENGTH AND CONDITIONING COACH

Bob Medina

### TEAM DIRECTORY

#### ADDRESS

One Center Court, Suite 200  
Portland, OR 97227  
(503) 234-9291  
www.trailblazers.com

#### OWNER

Paul G. Allen

#### PRESIDENT

Larry Miller

#### CHIEF OPERATING OFFICER

Sarah Mensah

#### GENERAL MANAGER

Rich Cho

#### ASSISTANT GENERAL MANAGERS

Bill Branch  
Steve Rosenberry

#### VICE PRESIDENT OF COMMUNICATIONS AND COMMUNITY RELATIONS

Traci Rose

#### SENIOR DIRECTOR OF COMMUNICATIONS

Jim Taylor

#### BASKETBALL COMMUNICATIONS MANAGER

Collin Romer

#### TEAM COLORS

Scarlet, Black and White

#### HOME COURT

Rose Garden  
(19,980; opened 1995)

#### FRANCHISE HISTORY

Portland Trail Blazers, 1970-71  
to present

#### RADIO

The Game (95.5 FM)  
Brian Wheeler and Antonio Harvey

#### TELEVISION

KGW-TV (Ch. 8)  
Mike Barrett and Mike Rice

#### CABLE TELEVISION

Comcast SportsNet  
Mike Barrett and Mike Rice

### 2009-10 RECAP

RECORD: 50-32

NORTHWEST DIVISION: 8-8

WESTERN CONFERENCE: 33-19

HOME: 26-15

ROAD: 24-17

FINISH: 3rd in division; T-6th in conference

PLAYOFFS: Lost to Phoenix, 4-2, First Round

### 2010-11 VS. PACERS

1/22 at Rose Garden ..... 10:00 p.m. 2/4 at Conseco Fieldhouse ..... 7:00 p.m.

### PACERS CAREER STATISTICS VS. PORTLAND

NAME	GP	MIN	3-POINT			FTM-FTA	PCT	OR	DR	TR	AVG	AST	PF-DQ	STL	TO	BKS	PTS	AVG
			FGM-FGA	PCT	FGM-FGA													
COLLISON (TOT)	3	82	21-29	.724	1-2	.500	6-6	1.000	1	3	4	1.3	9	6-0	3	3	0	49 16.3
DUNLEAVY (IND)	4	85	19-41	.463	3-15	.200	6-6	1.000	3	13	16	4.0	3	3-0	3	7	0	47 11.8
DUNLEAVY (TOT)	19	529	86-206	.417	18-67	.269	29-38	.763	25	73	98	5.2	45	37-1	13	30	3	218 11.5
FORD (IND)	4	137	22-54	.407	2-8	.250	3-4	.750	5	17	22	5.5	21	12-0	4	14	2	49 12.3
FORD (TOT)	9	322	53-123	.431	4-15	.267	20-23	.870	7	34	41	4.6	62	27-0	8	28	2	130 14.4
FOSTER	19	415	33-87	.379	0-1	.000	12-23	.522	75	83	158	8.3	17	55-1	11	13	6	78 4.1
GRANGER	8	246	56-116	.483	19-38	.500	34-36	.944	13	27	40	5.0	5	21-0	10	12	9	165 18.4
HANSBROUGH	1	22	4-14	.286	0-0	—	5-7	.714	7	4	11	11.0	3	1-0	1	0	0	13 13.0
HIBBERT	4	86	15-32	.469	0-0	—	4-8	.500	8	7	15	3.8	2	14-0	2	7	6	34 8.5
D. JONES (IND)	2	52	12-18	.667	0-1	.000	3-5	.600	0	3	3	1.5	2	9-0	0	6	1	23 11.5
D. JONES (TOT)	15	247	31-71	.437	2-4	.500	11-17	.647	6	17	23	1.5	12	38-0	8	19	2	71 4.7
S. JONES	4	35	2-9	.222	0-0	—	2-2	1.000	5	4	9	2.3	1	8-0	0	0	6	1.5
McROBERTS	2	15	2-2	1.000	0-0	—	1-2	.500	1	4	5	2.5	1	3-0	2	1	1	5 2.5
POSEY (TOT)	33	929	103-231	.446	36-99	.364	42-51	.824	27	142	169	5.1	71	78-0	33	33	21	284 8.6
PRICE	2	30	4-15	.267	1-6	.167	0-0	—	0	6	6	3.0	4	0-0	1	1	0	9 4.5
RUSH	4	89	8-20	.400	2-9	.222	0-0	—	2	13	15	3.8	2	9-0	1	4	1	18 4.5

## PORTLAND TRAIL BLAZERS

## SERIES SCORES

DATE	IND-POR
11/28/76	L 115-145
*12/1/76	L 100-101
*2/3/77	L 98-107
3/18/77	L 110-134
11/6/77	L 106-108
*11/16/77	W 111-104
*2/10/78	L 108-112
2/19/78	L 104-127
11/18/78	L 111-123
*12/6/78	W 115-109
1/9/79	W 112-104
*3/9/79	W 125-116
*11/7/79	W 97-90
1/8/80	W 122-118
*2/22/81	L 109-113 OT
3/3/81	L 112-117
1/12/82	L 93-105
*2/14/82	W 107-91
1/4/83	L 117-119
*3/9/83	L 97-101
*2/26/84	W 102-100
3/3/84	L 98-118
1/6/85	L 101-118
*1/23/85	L 104-136
*1/15/86	L 104-109

DATE	IND-POR
3/4/86	L 99-102
11/23/86	L 95-108
*11/30/86	L 101-118
11/22/87	L 110-120
*12/12/87	L 101-108
*12/7/88	W 129-120
3/5/89	W 121-118 OT
12/17/89	L 113-121
*2/25/90	W 117-112
*12/7/90	L 105-127
12/11/90	L 96-122
11/8/91	L 96-121
*12/7/91	L 112-115
*12/2/92	L 103-112
12/11/92	W 134-124 2OT
12/23/93	L 96-108
*3/1/94	W 106-94
11/27/94	L 89-99
*4/2/95	W 104-93
*2/27/96	W 101-87
3/10/96	L 108-113 2OT
*11/17/96	L 83-88
12/3/96	W 98-93 OT
12/10/97	L 85-93
*2/27/98	W 124-59

DATE	IND-POR
2/10/99	L 92-100
11/29/99	W 93-91
*3/9/00	W 127-119 OT
1/3/01	L 86-102
*1/25/01	L 82-92
*11/10/01	W 105-96
11/27/01	L 90-96
3/8/03	L 80-94
*3/17/03	L 88-95
12/3/03	L 95-97 OT
*3/17/04	W 80-71
*2/16/05	W 95-87
3/4/05	W 106-97
12/2/05	W 98-78
*2/8/06	W 101-69
11/28/06	W 105-97
*12/8/06	W 108-95
11/28/07	W 95-89
*2/9/08	W 101-93
3/4/09	L 105-107
*3/18/09	L 85-95
*12/9/09	L 91-102
3/3/10	L 79-102
* AT INDIANAPOLIS OT OVERTIME	

## SERIES RECORD

## OVERALL

Indiana 29 wins  
Portland 44 wins

## AT INDIANA

Indiana 19 wins  
Portland 17 wins

## AT PORTLAND

Indiana 10 wins  
Portland 27 wins

## SERIES HIGHS

## POINTS

Pacers: 39, James Edwards, OT,  
2/22/81

Trail Blazers: 37, Terry Owens, 3/9/79  
Clifford Robinson,  
2 OT, 3/10/96

## REBOUNDS

Pacers: 17, Dave Robisch,  
11/6/77  
Jeff Foster, 2/16/05  
Jeff Foster, 11/28/07

Trail Blazers: 22, Maurice Lucas,  
2/3/77  
Buck Williams, 2 OT,  
12/11/92

## ASSISTS

Pacers: 16, Vern Fleming,  
12/17/89

Trail Blazers: 14, Clyde Drexler,  
11/30/86  
Terry Porter, 11/22/87

## LARGEST WIN MARGINS

PACERS' LARGEST WIN  
VS. TRAIL BLAZERS

65 124-59, at Market Square Arena,  
2/27/98

TRAIL BLAZERS' LARGEST WIN  
VS. PACERS

32 136-104, at Market Square Arena,  
1/23/85



## SACRAMENTO KINGS



PAUL WESTPHAL

### COACHING STAFF

#### HEAD COACH

Paul Westphal

#### COLLEGE

USC

#### PRO COACHING RECORD

w/Sacramento: entering 2nd season,  
25-57 (.305)

Overall: entering 9th season,  
292-216 (.575)

#### ASSISTANT COACHES

Shareef Abdur-Rahim

Pete Carril

Mario Elie

Jim Eyen

Otis Hughley

Truck Robinson

#### ATHLETIC TRAINER

Pete Youngman

#### STRENGTH AND CONDITIONING COACH

Daniel Shapiro

#### ASSISTANT ATHLETIC TRAINER

Manny Romero

#### EQUIPMENT MANAGER

Robert Pimental

### TEAM DIRECTORY

#### ADDRESS

One Sports Parkway  
Sacramento, CA 95834  
(916) 455-4647  
www.kings.com

#### OWNERSHIP

Maloo Sports and Entertainment

#### PRESIDENT, BASKETBALL OPERATIONS

Geoff Petrie

#### PRESIDENT

Matina Kolokotronis

#### VICE PRESIDENT AND GENERAL MANAGER, BASKETBALL OPERATIONS

Wayne Cooper

#### VP OF MEDIA RELATIONS/ BASKETBALL OPERATIONS

Troy Hanson

#### EXEC. DIRECTOR OF MEDIA RELATIONS/BASKETBALL OPERATIONS

Darrin May

#### MANAGER, BASKETBALL INFORMATION

Darryl Arata

#### MANAGER, MEDIA RELATIONS/ WEB CONTENT

Devin Blankenship

#### MEDIA RELATIONS COORDINATOR

Chris Clark

#### TEAM COLORS

Purple, Black, Silver

#### HOME COURT

ARCO Arena  
(17,317; opened 1988)

#### FRANCHISE HISTORY

Rochester Royals, 1948-57  
Cincinnati Royals, 1957-72  
Kansas City-Omaha Royals, 1972-75  
Kansas City Kings, 1975-85  
Sacramento Kings,  
1985-86 – present

#### RADIO

KHTK (1140 AM)

Gary Gerould

#### TELEVISION

Comcast SportsNet  
Grant Napear, Jerry Reynolds, Jim  
Gray and Bill Walton

### 2009-10 RECAP

RECORD: 25-57

PACIFIC DIVISION: 5-11

WESTERN CONFERENCE: 16-36

HOME: 18-23

ROAD: 7-34

FINISH: 5th in division, 14th in conference

PLAYOFFS: Did not qualify

### 2010-11 VS. PACERS

11/30 at ARCO Arena..... 10:00 p.m. 3/25 at Consecro Fieldhouse..... 7:00 p.m.

### PACERS CAREER STATISTICS VS. SACRAMENTO

NAME	GP	MIN	FGM-FGA	PCT	3-POINT		FTM-FTA	PCT	OR	DR	TR	AVG	AST	PF-DQ	STL	TO	BKS	PTS	AVG
					FGM-FGA	PCT													
COLLISON (TOT)	2	45	5-15	.333	0-2	.000	1-2	.500	0	2	2	1.0	9	0-0	2	6	0	11	5.5
DUNLEAVY (IND)	6	186	37-76	.487	7-23	.304	14-19	.737	6	22	28	4.7	10	17-0	4	11	1	95	15.8
DUNLEAVY (TOT)	25	802	135-284	.475	34-87	.391	53-67	.791	31	82	113	4.5	71	54-0	25	43	6	361	14.4
FORD (IND)	3	75	10-24	.417	0-3	.000	7-10	.700	0	2	2	0.7	17	6-0	5	6	1	27	9.0
FORD (TOT)	9	249	38-83	.458	0-6	.000	17-23	.739	4	13	17	1.0	64	27-0	11	31	1	93	10.3
FOSTER	19	367	35-78	.449	0-2	.000	28-38	.737	74	65	139	7.3	16	43-0	13	10	6	98	5.2
GRANGER	9	304	68-144	.472	18-44	.409	48-61	.787	9	32	41	4.6	18	33-1	12	19	8	202	22.4
HANSBROUGH	1	18	3-7	.429	0-1	.000	2-4	.500	2	2	4	4.0	0	2-0	1	3	0	8	8.0
HIBBERT	4	81	16-32	.500	0-0	—	4-4	1.000	6	16	22	5.5	6	13-0	2	8	6	36	9.0
D. JONES (IND)	1	30	7-12	.583	0-2	.000	2-2	1.000	2	0	2	2.0	1	5-0	1	4	0	16	16.0
D. JONES (TOT)	13	242	30-74	.405	4-8	.500	18-23	.783	7	23	30	2.3	10	29-0	3	15	3	82	6.3
S. JONES (IND)	1	12	1-2	.500	0-0	—	2-2	1.000	0	2	2	2.0	1	1-0	1	1	0	4	4.0
S. JONES (TOT)	6	69	9-13	.692	0-0	—	13-16	.813	1	11	12	2.0	1	12-0	1	2	3	31	5.2
McROBERTS (IND)	2	20	2-8	.250	0-0	—	2-2	1.000	3	2	5	2.5	0	2-0	0	1	2	6	3.0
McROBERTS (TOT)	3	23	2-8	.250	0-0	—	2-2	1.000	4	3	7	2.3	1	2-0	0	1	2	6	2.0
POSEY (TOT)	33	961	111-259	.429	41-114	.360	59-75	.787	38	128	166	5.0	60	89-0	39	34	6	322	9.8
PRICE	1	13	2-3	.667	1-2	.500	0-0	—	0	1	1	1.0	3	0-0	0	0	0	5	5.0
RUSH	4	77	3-19	.158	1-7	.143	3-6	.500	1	11	12	3.0	6	4-0	0	4	2	10	2.5

## SACRAMENTO KINGS

## SERIES SCORES

DATE	IND-SAC	DATE	IND-SAC	DATE	IND-SAC
*10/30/76 W 112-102		11/20/86 L 83-92		*2/4/00 W 104-94	
11/5/76 L 103-112		*2/22/87 W 103-101		1/5/01 W 93-91 OT	
*3/13/77 L 98-103		11/17/87 W 126-111		*3/18/01 W 101-95	
*4/5/77 W 87-82		*2/21/88 W 130-112		*11/7/01 W 116-104	
*10/22/77 W 106-101		11/19/88 L 96-107		3/3/02 W 97-86	
12/18/77 L 114-115		*12/9/88 W 112-105		3/9/03 L 88-107	
*1/13/78 W 108-106		11/18/89 L 102-107		*4/1/03 L 98-103	
3/6/78 L 88-98		*3/29/90 W 111-101		12/7/03 L 88-91	
*11/3/78 W 115-108		*2/17/91 W 113-110		*3/19/04 L 92-94	
1/6/79 L 99-120		3/14/91 W 107-103		12/3/04 L 87-113	
***3/31/79 L 101-126		11/6/91 L 102-112		*12/11/04 L 92-97 OT	
*4/8/79 L 101-107		*2/19/92 W 129-115		1/8/06 W 108-83	
12/16/79 L 105-107		12/10/92 W 106-99		*3/17/06 W 98-93	
*1/19/80 W 108-103		*2/17/93 W 125-99		*2/25/07 L 93-110	
*12/6/80 W 107-88		11/29/93 W 105-103		3/6/07 L 98-102	
12/20/80 W 107-103		*12/7/93 W 105-87		1/12/08 W 111-105	
*11/19/81 W 102-99		3/9/95 W 109-94		*1/19/08 L 104-110	
3/3/82 L 82-120		*3/24/95 W 103-96		*1/3/09 W 122-117	
*1/29/83 W 133-122		*11/10/95 L 95-119		3/3/09 W 117-109	
3/4/83 L 103-120		11/30/95 L 95-110		12/2/09 L 105-110	
12/10/83 L 103-119		*11/28/96 W 101-83		*3/30/10 W 102-95	
*3/15/84 L 107-108		1/14/97 L 98-105 OT			
*11/23/84 L 105-122		*1/16/98 W 117-92			
12/29/84 W 123-115		2/3/98 W 115-93			
*1/8/86 L 87-88		1998-99 SEASON, DID NOT PLAY			
2/28/86 L 100-121		1/9/00 L 113-116			

\* AT INDIANAPOLIS  
 \*\* AT OMAHA, NEB.  
 \*\*\* AT ST. LOUIS, MO.  
 OT OVERTIME

## SERIES RECORD

## OVERALL

Indiana 39 wins  
 Sacramento 33 wins

## AT INDIANA

Indiana 25 wins  
 Sacramento 11 wins

## AT SACRAMENTO

Indiana 11 wins  
 Sacramento 13 wins

## AT KANSAS CITY

Indiana 2 wins  
 Sacramento 8 wins

## AT OMAHA

Indiana 1 win  
 Sacramento 0 wins

## AT ST. LOUIS

Indiana 0 wins  
 Sacramento 1 win

## SERIES HIGHS

## POINTS

**Pacers:** 41, Chuck Person, 2/19/92  
**Kings:** 51, Chris Webber, OT, 1/5/01

## REBOUNDS

**Pacers:** 22, Mickey Johnson, 1/19/80  
**Kings:** 26, Chris Webber, OT, 1/5/01

## ASSISTS

**Pacers:** 14, Mark Jackson, 2/4/00  
**Kings:** 15, Reggie Theus, 2/28/86  
 Jason Williams, 1/9/00

## LARGEST WIN MARGINS

## PACERS' LARGEST WIN VS. KINGS

26 125-99, at Market Square Arena,  
 2/17/93

## KINGS' LARGEST WIN VS. PACERS

38 120-82, at Kemper Arena, 3/3/82





## SAN ANTONIO SPURS

### COACHING STAFF



GREGG POPOVICH

#### HEAD COACH

Gregg Popovich

#### COLLEGE

Air Force

#### PRO COACHING RECORD

w/San Antonio: entering 15th season,  
736-362 (.670)

Overall: same

#### ASSISTANT COACHES

Brett Brown  
Mike Budenholzer  
Chip Engelland  
Chad Forcier  
Don Newman  
Jacque Vaughn

#### HEAD ATHLETIC TRAINER

Will Sevensing

#### STRENGTH AND CONDITIONING COACH

Mike Brungardt

#### ASSISTANT ATHLETIC TRAINER

Chad Bergman

#### ASST. STRENGTH AND

CONDITIONING COACH

Chris White

#### EQUIPMENT MANAGER

Nixon Dorvilien

#### VIDEO COORDINATOR

Bret Breilmaier

### TEAM DIRECTORY

#### ADDRESS

One AT&T Center  
San Antonio, TX 78219  
(210) 444-5500  
www.spurs.com

#### CHAIRMAN AND CEO

Peter M. Holt

#### PRESIDENT OF BUSINESS

#### OPERATIONS

Rick Pych

#### PRESIDENT OF SPURS BASKETBALL/

#### HEAD COACH

Gregg Popovich

#### PRESIDENT OF SPORTS

#### FRANCHISES/GENERAL MANAGER

R.C. Buford

#### VICE PRESIDENT/ASSISTANT

#### GENERAL MANAGER

Dennis Lindsey

#### VICE PRESIDENT OF BASKETBALL

#### OPERATIONS

Danny Ferry

#### DIRECTOR OF MEDIA SERVICES

Tom James

#### MEDIA SERVICES MANAGER

TBD

#### SENIOR MEDIA SERVICES

#### COORDINATOR

Kris Davis

#### TEAM COLORS

Silver and Black

#### HOME COURT

AT&T Center  
(18,581; opened 2002)

#### FRANCHISE HISTORY

Dallas Chaparrals (ABA), 1967-70  
and 1971-73  
Texas Chaparrals (ABA), 1970-71  
San Antonio Spurs (ABA), 1973-76  
San Antonio Spurs (NBA), 1976-77  
to present

#### RADIO

WOAI (1200 AM)

Bill Schoenig

#### SPANISH RADIO

KCOR (1350 AM)

Paul Castro

#### TELEVISION

KENS-TV (Ch. 5)

KMYS (Ch. 35)

FOX Sports Southwest

Bill Land, Sean Elliott

and Andrew Monaco

### 2009-10 RECAP

RECORD: 50-32

SOUTHWEST DIVISION: 9-7

WESTERN CONFERENCE: 31-21

HOME: 29-12

ROAD: 21-20

FINISH: 2nd in division; T-6th in conference

PLAYOFFS: Defeated Dallas, 4-2, First Round;  
lost to Phoenix, 4-0, Western Conference Semifinals

### 2010-11 VS. PACERS

10/27 at AT&T Center .....8:30 p.m. 1/7 at Conseco Fieldhouse.....7:00 p.m.

### PACERS CAREER STATISTICS VS. SAN ANTONIO

NAME	GP	MIN	3-POINT			FTM-FTA	PCT	OR	DR	TR	AVG	AST	PF-DQ	STL	TO	BKS	PTS	AVG	
			FGM-FGA	PCT	PCT														
COLLISON (TOT)	4	111	20-37	.541	2-4	.500	5-8	.625	1	9	10	2.5	20	6-0	2	7	0	47	11.8
DUNLEAVY (IND)	7	208	35-76	.461	6-25	.240	14-17	.824	4	26	30	4.3	10	15-0	9	8	1	90	12.9
DUNLEAVY (TOT)	23	678	97-220	.441	20-54	.370	35-47	.745	18	85	103	4.5	44-0	22	29	4	243	10.6	
FORD (IND)	4	105	21-52	.404	1-9	.111	7-10	.700	1	8	9	2.5	17	5-0	7	6	1	50	12.5
FORD (TOT)	11	328	40-122	.328	3-15	.200	30-36	.833	5	22	27	2.5	55	29-0	13	16	1	113	10.3
FOSTER	19	416	40-82	.488	0-0	—	18-31	.581	50	65	115	6.1	16	61-2	19	17	9	98	5.2
GRANGER	9	251	52-113	.460	6-18	.333	30-33	.909	2	27	29	3.2	9	19-0	10	22	8	140	15.6
HANSBROUGH	1	23	3-9	.333	0-1	.000	3-3	1.000	1	5	6	6.0	0	4-0	0	1	0	9	9.0
HIBBERT	4	94	20-37	.541	0-0	—	8-11	.727	8	13	21	5.3	7	13-0	3	5	13	48	12.0
D. JONES (IND)	2	35	0-3	.000	0-1	.000	4-6	.667	1	1	2	1.0	0	6-0	0	4	0	4	2.0
D. JONES (TOT)	16	225	18-38	.474	2-4	.500	15-21	.714	5	17	22	1.4	10	22-0	3	11	2	53	3.3
S. JONES (IND)	1	7	0-1	.000	0-0	—	0-0	—	0	0	0	0.0	0	2-0	0	0	1	0	0.0
S. JONES (TOT)	4	14	0-3	.000	0-0	—	0-0	—	0	0	0	0.0	0	2-0	0	0	2	0	0.0
McROBERTS (IND)	1	5	0-2	.000	0-0	—	0-0	—	0	0	0	0.0	0	1-0	0	0	0	0	0.0
McROBERTS (TOT)	2	10	0-2	.000	0-0	—	0-0	—	0	1	1	0.5	0	2-0	0	0	0	0	0.0
POSEY (TOT)	36	957	82-209	.392	25-72	.347	52-65	.800	33	116	149	4.1	39	81-0	43	47	9	241	6.7
PRICE																			
—HAS NOT PLAYED																			
RUSH	4	129	16-36	.444	5-12	.417	0-0	—	1	11	12	3.0	2	6-0	1	1	5	37	9.3

## SAN ANTONIO SPURS

## SERIES SCORES

DATE	IND-SA
10/22/67	W 121-101
*11/11/67	W 126-103
11/13/67	W 119-118
*11/22/67	L 111-112
12/11/67	L 114-119
*12/28/67	L 125-127 OT
11/19/68	L 107-110
*11/27/68	L 100-106
1/15/69	L 120-127 OT
*2/15/69	L 116-121
2/21/69	L 116-120
*3/5/69	W 131-96
*12/4/69	L 103-112
*12/13/69	L 101-106
12/16/69	W 108-104
2/3/70	L 122-126
*3/8/70	W 131-114
3/31/70	L 119-145
*10/18/70	W 134-113
10/23/70	W 122-118
11/18/70	L 126-140
12/12/70	W 124-118
*12/19/70	L 117-131
*2/10/71	W 115-104
*2/15/71	L 118-119
2/24/71	W 117-113
3/6/71	W 124-112
*3/17/71	W 123-109
3/26/71	W 127-126 OT
*3/31/71	L 129-133
*10/23/71	L 93-105
10/31/71	L 108-125
12/14/71	W 107-98
*12/15/71	W 124-110
12/22/71	L 120-123
1/3/72	L 101-102
*1/7/72	L 101-104
*1/23/72	L 110-113
2/19/72	L 102-115
2/26/72	W 115-113 OT
*3/5/72	W 110-99
*3/26/72	W 98-88
11/28/72	W 120-117 OT
*12/1/72	L 117-123
12/9/72	L 128-129
12/22/72	L 142-147 2OT
*12/30/72	W 109-101
1/11/73	W 107-106
*1/18/73	W 116-109
2/10/73	W 105-99
2/20/73	L 112-119
*3/4/73	W 121-118
*3/21/73	W 133-131 2OT
*10/13/73	W 116-99
10/20/73	L 66-92
11/14/73	L 90-95
12/2/73	W 90-79
*12/15/73	L 81-92
*12/21/73	W 84-81
*1/26/74	L 89-90
2/14/74	L 83-88
*2/19/74	W 107-102

DATE	IND-SA
*3/6/74	W 92-82
3/27/74	L 80-98
*10/18/74	L 121-129 2OT
11/9/74	L 118-131
11/16/74	L 109-112
12/14/74	W 110-105
*12/18/74	W 128-122
12/31/74	L 105-140
1/21/75	L 91-110
*1/24/75	W 114-105
*2/2/75	L 100-119
*3/9/75	W 141-107
4/3/75	L 122-137
*12/10/75	W 122-104
12/23/75	W 111-106
*12/30/75	L 99-105
*1/9/76	L 117-121
1/10/76	W 125-122
1/29/76	L 112-136
2/3/76	L 112-118
2/13/76	L 107-128
*2/14/76	L 101-105
*3/2/76	W 107-97
*3/5/76	L 114-124
*3/12/76	W 132-115
3/16/76	W 115-95
3/21/76	W 114-109
*3/23/76	W 107-104
*4/2/76	L 108-118
4/17/76	L 75-96
*11/3/76	W 113-97
11/6/76	L 94-113
*12/15/76	W 116-102
1/16/77	L 115-122
12/27/77	W 96-89
*1/18/78	L 96-109
1/20/78	L 82-112
*3/29/78	L 91-106
11/21/78	W 108-103
*12/15/78	L 113-125
*1/28/79	W 123-110
3/25/79	W 121-113
10/27/79	L 121-128
12/19/79	L 123-127
*1/23/80	L 130-144
*2/9/80	W 131-127
3/21/80	L 109-116
*3/28/80	W 127-122
11/11/80	W 119-113
*2/20/81	W 109-106
1/23/82	W 107-98
*2/26/82	W 108-100
*1/27/83	L 138-143
3/19/83	L 118-138
12/16/83	L 92-120
*2/13/84	L 108-117
*11/16/84	W 128-117 OT
3/6/85	L 102-108
11/22/85	L 96-108
*12/11/85	W 114-101
*11/8/86	W 130-97
1/6/87	W 101-99

DATE	IND-SA
*11/25/87	W 133-102
1/14/88	W 112-108
*2/24/89	W 112-93
4/8/89	W 128-126 OT
2/8/90	W 105-100
*3/13/90	L 102-103
*1/2/91	W 121-109
2/7/91	L 108-118
*12/10/91	W 109-102
2/6/92	W 117-106
2/4/93	L 115-133
*3/2/93	W 109-95
*12/30/93	L 82-107
2/15/94	L 100-109
*1/22/95	W 98-93
3/7/95	W 117-100
1/5/96	W 105-92
*3/24/96	L 88-100
11/15/96	W 93-78
*3/8/97	L 98-102
12/23/97	L 79-91
*3/29/98	L 55-74
1998-99 SEASON, DID NOT PLAY	
11/16/99	L 87-90 OT
*12/7/99	W 83-77
10/31/00	L 85-98
*12/30/00	L 77-89
*11/23/01	L 79-97
1/4/02	W 92-82
*1/29/03	L 97-106
2/22/03	L 96-105
1/10/04	L 88-89 OT
*1/16/04	W 89-79
1/6/05	L 98-111
*3/23/05	W 100-93
12/27/05	L 86-99
*2/12/06	L 88-92
3/21/07	L 72-90
*4/1/07	W 100-99
*2/5/08	L 89-116
3/6/08	L 97-108
1/20/09	L 81-99
4/3/09	L 121-126
12/19/09	L 99-100
*2/17/10	L 87-90

## PLAYOFFS

*3/30/74	L 109-113
*4/1/74	W 128-101
4/3/74	L 96-115
4/4/74	W 91-89
*4/6/74	W 105-100
4/10/74	L 86-102
*4/12/74	W 86-79
4/5/75	W 122-119 OT
4/7/75	W 98-93
*4/10/75	W 113-103 OT
*4/12/75	L 109-110
4/14/75	L 117-123
*4/16/75	W 115-100

\* AT INDIANAPOLIS  
OT OVERTIME

## SERIES RECORD

## NBA

Indiana 34 wins  
San Antonio 42 wins

## AT INDIANA (NBA ONLY)

Indiana 20 wins  
San Antonio 17 wins

## AT SAN ANTONIO (NBA ONLY)

Indiana 14 wins  
San Antonio 25 wins

## ABA

Indiana 43 wins  
San Antonio 49 wins

## PLAYOFFS (ABA ONLY)

Indiana 8 wins  
San Antonio 5 wins

## SERIES HIGHS

## POINTS

Pacers: 52, Billy Knight, 11/11/80  
Spurs: 55, George Gervin, 1/23/80

## REBOUNDS

Pacers: 22, Dale Davis, 12/30/93  
Spurs: 26, Tim Duncan, 2/17/10

## ASSISTS

Pacers: 13, Mark Jackson, 1/5/96  
Mark Jackson, 3/8/97  
Spurs: 15, Mike Dunleavy, 1/27/83

## LARGEST WIN MARGINS

## NBA ONLY

## PACERS' LARGEST WIN VS. SPURS

33 130-97, at Market Square Arena,  
11/8/86

## SPURS' LARGEST WIN VS. PACERS

30 112-82, at HemisFair Arena, 1/20/78



## TORONTO RAPTORS



JAY TRIANO

## COACHING STAFF

## HEAD COACH

Jay Triano

## COLLEGE

Simon Fraser

## PRO COACHING RECORD

w/Toronto: entering 3rd season,

65-82 (.442)

Overall: same

## ASSISTANT COACHES

P.J. Carlesimo

Alex English

Micah Nori

Scott Roth

## ASSISTANT COACH/PLAYER DEVELOPMENT

Eric Hughes

Alvin Williams

## ASSISTANT COACH/STRENGTH AND CONDITIONING

Francesco Cuzzolin

## HEAD ATHLETIC TRAINER

Scott McCullough

## TEAM DIRECTORY

## ADDRESS

50 Bay Street, Suite 500  
Toronto, Ontario, M5J 2L2  
(416) 815-5600  
www.raptors.com

## OWNER

Maple Leaf Sports &  
Entertainment Ltd.

## CHAIRMAN OF THE BOARD

Larry Tanenbaum

## PRESIDENT AND GENERAL MANAGER

Bryan Colangelo

## ASSISTANT GENERAL MANAGER

Marc Eversly

## SENIOR BASKETBALL ADVISOR

Wayne Embry

## SENIOR VICE PRESIDENT OF BASKETBALL OPERATIONS

Maurizio Gheradini

## SENIOR DIRECTOR, PLAYER PERSONNEL

Jim Kelly

## SENIOR DIRECTOR, BASKETBALL ADMINISTRATION

Steve Frutiman

## DIRECTOR, MEDIA RELATIONS

Jim LaBumbard

## COORDINATORS, MEDIA RELATIONS

Roven Yau

Phil Summers

## TEAM COLORS

Red, Black, Silver

## HOME COURT

Air Canada Centre  
(19,800; opened 1999)

## FRANCHISE HISTORY

Toronto Raptors, 1995 to present

## RADIO

The FAN (AM 590)

Paul Jones and Eric Smith

## TELEVISION

TSN, The Score, CBC,  
Raptors NBA TV  
Matt Devlin, Leo Rautins  
and Jack Armstrong

## 2009-10 RECAP

RECORD: 40-42

ATLANTIC DIVISION: 11-5

EASTERN CONFERENCE: 29-23

HOME: 25-16

ROAD: 15-26

FINISH: 2nd in division; 9th in conference

PLAYOFFS: Did not qualify

## 2010-11 VS. PACERS

12/6 at Conseco Fieldhouse ..... 7:00 p.m.    3/11 at Air Canada Centre ..... 7:00 p.m.  
1/31 at Conseco Fieldhouse ..... 7:00 p.m.

## PACERS CAREER STATISTICS VS. TORONTO

NAME	GP	MIN	3-POINT			FTM-FTA	PCT	OR	DR	TR	AVG	AST	PF-DQ	STL	TO	BKS	PTS	AVG
			FGM-FGA	PCT	PCT													
COLLISON (TOT)	2	13	1-3	.333	0-0	—	2-2	1.000	1	1	2	1.0	3	0-0	0	1	0	4 2.0
DUNLEAVY (IND)	10	322	58-129	.450	16-49	.327	35-41	.854	8	34	42	4.2	25	22-1	11	18	4	167 16.7
DUNLEAVY (TOT)	19	569	98-218	.450	24-75	.320	52-63	.825	13	59	72	3.8	46	39-1	12	22	6	263 13.8
FORD (IND)	5	125	27-53	.509	0-5	.000	7-11	.636	3	8	11	2.5	25	5-0	4	8	0	61 12.2
FORD (TOT)	9	254	45-87	.517	0-8	.000	7-11	.636	5	24	29	3.2	54	9-0	8	17	1	97 10.8
FOSTER	34	716	71-150	.473	0-0	—	35-61	.574	114	128	242	7.1	39	83-1	15	28	7	177 5.2
GRANGER	15	616	98-242	.405	31-93	.333	57-65	.877	19	76	95	5.3	33	59-0	14	32	18	284 15.8
HANSBROUGH	2	27	5-10	.500	0-0	—	4-9	.444	4	7	11	5.5	1	5-0	0	1	2	14 7.0
HIBBERT	8	111	23-44	.523	0-0	—	18-25	.720	6	18	24	3.0	7	20-0	2	4	3	64 8.0
D. JONES (IND)	3	62	9-18	.500	0-1	.000	10-10	1.000	0	4	4	1.3	7	9-0	1	5	1	28 9.3
D. JONES (TOT)	9	151	25-46	.543	0-1	.000	16-23	.696	2	11	13	1.4	13	22-0	1	6	1	66 7.3
S. JONES (IND)	2	28	3-10	.300	0-0	—	6-6	1.000	4	5	9	4.5	2	6-0	0	0	0	12 6.0
S. JONES (TOT)	8	100	9-16	.563	0-0	—	9-10	.900	8	22	30	3.8	5	17-0	0	2	6	27 3.4
McROBERTS	4	32	5-11	.455	0-1	.000	2-2	1.000	2	12	14	3.5	1	10-1	1	3	2	12 3.0
POSEY (TOT)	24	735	80-202	.396	33-92	.359	37-42	.881	26	126	152	6.3	43	75-0	26	27	6	230 9.6
PRICE	3	57	11-22	.500	3-7	.429	7-9	.778	1	3	4	1.3	5	5-0	1	3	1	32 10.7
RUSH	8	186	21-55	.382	11-27	.407	4-4	1.000	1	18	19	2.4	7	19-1	6	10	1	57 7.1

## TORONTO RAPTORS

## SERIES SCORES

DATE	IND-TOR	DATE	IND-TOR	DATE	IND-TOR
*11/4/95	W 97-89	*12/20/00	L 98-99 OT	11/26/06	L 83-92
12/14/95	W 102-100	3/20/01	L 81-102	*1/27/07	W 102-84
1/16/96	W 110-102	11/4/01	L 100-113	2/23/07	L 88-110
*3/17/96	W 105-96	*12/19/01	L 90-102	11/16/07	L 101-110
*12/22/96	W 111-92	4/7/02	L 84-94	*12/14/07	L 93-104
*2/17/97	W 105-103	*4/10/02	W 98-82	2/29/08	W 122-111
3/25/97	W 98-84	*11/9/02	W 108-84	*2/25/08	L 98-102
4/12/97	W 100-89	11/20/02	W 97-95	12/10/08	L 88-101
11/15/97	W 105-77	*1/22/03	W 101-98	*1/16/09	W 111-104
12/15/97	W 108-101	1/31/03	L 90-102	3/15/09	L 87-110
*1/3/98	W 89-77	2/6/04	W 83-77	*4/8/09	W 130-101
*4/17/98	W 107-98	*3/9/04	W 94-84 OT	11/24/09	L 112-123
*2/24/99	W 104-84	*4/2/04	W 84-64	*1/11/10	W 105-101
4/1/99	L 87-88	4/7/04	W 94-90	1/31/10	L 102-117
*4/12/99	W 109-99	*12/17/04	W 89-86	*2/2/10	W 130-115
12/14/99	L 97-105	*2/2/05	L 97-98	* AT INDIANAPOLIS OT OVERTIME	
*2/16/00	W 109-101	4/11/05	W 94-90		
*4/2/00	W 104-83	*12/30/05	L 97-99		
4/12/00	W 77-73	3/12/06	L 89-93		
*11/23/00	L 91-111	*4/5/06	W 111-103		
12/12/00	L 90-104	4/17/06	W 120-95		

## SERIES RECORD

## OVERALL

Indiana 35 wins  
Toronto 22 wins

## AT INDIANA

Indiana 21 wins  
Toronto 7 wins

## AT TORONTO

Indiana 14 wins  
Toronto 15 wins

## SERIES HIGHS

## POINTS

**Pacers:** 42, Jalen Rose, OT, 12/20/00  
**Raptors:** 45, Vince Carter, OT, 12/20/00

## REBOUNDS

**Pacers:** 20, Troy Murphy, 12/10/08  
**Raptors:** 19, Kevin Willis, 4/12/99  
Antonio Davis, OT,  
12/20/00

## ASSISTS

**Pacers:** 15, Mark Jackson, 4/12/97  
Mark Jackson, 2/16/00  
**Raptors:** 16, Rod Strickland, OT, 3/9/04  
Jose Calderon, 12/14/07

## LARGEST WIN MARGINS

## PACERS' LARGEST WIN VS. RAPTORS

29 130-101, at Conseco Fieldhouse,  
4/8/09

## RAPTORS' LARGEST WIN VS. PACERS

23 110-87, at Air Canada Centre,  
3/15/09



## UTAH JAZZ



JERRY SLOAN

### COACHING STAFF

**HEAD COACH**  
Jerry Sloan

**COLLEGE**  
Evansville

#### PRO COACHING RECORD

**w/Utah:** entering 23rd season,  
1096-659 (.625)

**Overall:** entering 26th season,  
1190-780 (.604)

#### ASSISTANT COACHES

Phil Johnson  
Tyrone Corbin  
Scott Layden

#### ASSISTANT COACH/PLAYER DEVELOPMENT

Mark McKown

#### HEAD ATHLETIC TRAINER

Gary Briggs

#### ASSISTANT ATHLETIC TRAINER/ EQUIPMENT MANAGER

Brian Zettler

### TEAM DIRECTORY

#### ADDRESS

301 West South Temple  
Salt Lake City, UT 84101  
(801) 325-2500  
www.utahjazz.com

#### OWNER

Gail Miller

#### CHIEF EXECUTIVE OFFICER

Greg Miller

#### PRESIDENT

Randy Rigby

#### EXECUTIVE VICE PRESIDENT OF BASKETBALL OPERATIONS/ GENERAL MANAGER

Kevin O'Connor

#### VICE PRESIDENT OF PLAYER

##### PERSONNEL

Walt Perrin

#### VICE PRESIDENT OF COMMUNICATIONS

Linda Luchetti

#### DIRECTOR OF COMMUNICATIONS

Jonathan Rinehart

#### MANAGER OF COMMUNICATIONS

Derek Garduno

#### COORDINATOR OF COMMUNICATIONS

Hannah Lee

#### TEAM COLORS

Navy, Dark Yellow, Dark Green  
and Gray

#### HOME COURT

EnergySolutions Arena  
(19,911; opened 1991)

#### FRANCHISE HISTORY

New Orleans Jazz, 1974-79  
Utah Jazz, 1979-80 to present

#### RADIO

KFAN (KFNZ 1320 AM)  
David Locke

#### TELEVISION

FOX Sports Net Utah  
Craig Bolerjack

### 2009-10 RECAP

**RECORD:** 53-29

**NORTHWEST DIVISION:** 8-8

**WESTERN CONFERENCE:** 31-21

**HOME:** 32-9

**ROAD:** 21-20

**FINISH:** T-1st in division; T-4th in conference

**PLAYOFFS:** Defeated Denver, 4-2, First Round;  
lost to L.A. Lakers, 4-0, Western Conference Semifinals

### 2010-11 VS. PACERS

12/1 at EnergySolutions Arena.....9:00 p.m. 2/25 at Conseco Fieldhouse.....7:00 p.m.

### PACERS CAREER STATISTICS VS. UTAH

NAME	GP	MIN	FGM-FGA	PCT	3-POINT		FTM-FTA	PCT	OR	DR	TR	AVG	AST	PF-DQ	STL	TO	BKS	PTS	AVG
					FGM-FGA	PCT													
COLLISON (TOT)	4	136	30-65	.462	4-8	.500	9-11	.818	4	11	15	3.8	25	7-0	2	9	0	73	18.3
DUNLEAVY (IND)	6	163	28-62	.452	10-22	.455	12-17	.706	5	30	35	5.8	14	10-0	7	12	2	78	13.0
DUNLEAVY (TOT)	23	607	83-194	.428	31-73	.425	61-80	.763	20	81	101	4.4	47	51-0	21	39	10	265	11.5
FORD (IND)	2	67	13-28	.464	1-5	.200	7-10	.700	1	6	7	3.5	12	8-0	3	9	1	34	17.0
FORD (TOT)	10	293	39-111	.351	3-14	.214	26-34	.765	7	30	37	3.7	53	25-0	9	33	1	107	10.7
FOSTER	18	366	29-58	.500	0-0	—	20-39	.513	38	74	112	6.2	22	55-2	14	18	4	78	4.3
GRANGER	9	279	51-97	.526	18-38	.474	45-54	.833	5	36	41	4.6	21	28-0	12	19	8	165	18.3
HANSBROUGH	1	8	2-2	1.000	0-0	—	2-2	1.000	0	0	0	0.0	1	2-0	0	1	0	6	6.0
HIBBERT	4	80	12-27	.444	0-0	—	9-10	.900	4	4	8	2.0	10	13-1	0	6	11	33	8.3
D. JONES (IND)	1	28	1-6	.167	0-2	.000	2-2	1.000	0	2	2	2.0	0	3-0	1	3	0	4	4.0
D. JONES (TOT)	18	248	32-67	.478	2-8	.250	16-22	.727	2	16	18	1.0	7	29-0	9	13	7	82	4.6
S. JONES	5	16	0-0	—	0-0	—	1-2	.500	0	6	6	1.2	0	3-0	0	3	3	1	0.2
McROBERTS	1	28	5-8	.625	1-2	.500	0-2	.000	3	3	6	6.0	2	2-0	2	1	3	11	11.0
POSEY (TOT)	36	1037	114-288	.396	52-136	.382	69-79	.873	43	104	147	4.1	61	102-0	47	46	16	349	9.7
PRICE	1	16	4-10	.400	2-6	.333	2-3	.667	0	0	0	0.0	1	2-0	2	0	0	12	12.0
RUSH	4	82	9-20	.450	5-9	.556	1-2	.500	0	12	12	3.0	3	4-0	1	4	2	24	6.0

## UTAH JAZZ

## SERIES SCORES

DATE	IND-UTA	DATE	IND-UTA	DATE	IND-UTA
12/21/76 L 113-123		1/10/87 L 96-105		12/3/99 W 100-75	
*12/30/76 W 104-97		*3/9/87 W 107-102		*12/17/99 W 89-74	
3/6/77 W 110-106		11/20/87 L 81-112		*12/22/00 L 101-109	
*3/27/77 L 118-119 2OT		*12/18/87 W 121-97		1/9/01 L 99-103	
11/22/77 L 108-123		11/15/88 L 96-108		12/1/01 W 100-97	
*12/7/77 W 118-103		*2/26/89 W 128-89		*2/12/02 L 82-98	
1/3/78 W 104-103		11/17/89 L 100-114		12/2/02 L 91-102	
*1/29/78 L 91-107		*11/29/89 W 100-88		*3/14/03 W 101-81	
12/12/78 L 103-109		12/15/90 W 124-116		*2/22/04 W 94-80	
*12/23/78 W 127-103		*1/19/91 W 117-104		3/5/04 W 96-88	
3/27/79 W 104-101		*11/2/91 W 127-112		3/8/05 W 89-83	
11/12/79 W 113-105 OT		1/6/92 L 108-124		*3/16/05 W 103-84	
*12/29/79 L 114-116		*11/20/92 L 95-97		11/29/05 W 84-60	
11/10/80 L 106-108		3/23/93 L 101-119		*12/16/05 W 93-83	
*1/18/81 W 110-89		12/2/93 L 87-103		*12/17/06 L 94-104	
*12/9/81 W 113-77		*3/19/94 W 107-103		3/7/07 L 72-94	
1/8/82 L 102-108		12/28/94 L 95-117		*11/17/07 W 117-97	
12/30/82 W 115-114		*1/16/95 L 98-99 OT		1/8/08 L 89-111	
*3/25/83 W 119-117		3/6/96 L 94-101		1/12/09 L 113-120	
12/21/83 L 115-133		*3/15/96 L 86-94		*3/10/09 L 100-112	
*2/19/84 W 106-104		12/10/96 L 86-110		12/4/09 L 87-96	
*12/18/84 W 88-81		*3/14/97 L 96-105		*3/26/10 W 122-106	
1/1/85 W 119-117		12/8/97 L 106-97			
*11/25/85 L 101-102		*1/23/98 W 106-102			
2/27/86 L 92-109		1998-99 SEASON, DID NOT PLAY			

## SERIES RECORD

## OVERALL

Indiana 35 wins  
Utah 36 wins

## AT INDIANA

Indiana 23 wins  
Utah 12 wins

## AT UTAH

Indiana 9 wins  
Utah 21 wins

## AT NEW ORLEANS

Indiana 3 wins  
Utah 3 wins

## SERIES HIGHS

## POINTS

**Pacers:** 44, Danny Granger, 3/26/10  
**Jazz:** 43, Mehmet Okur, 1/12/09

## REBOUNDS

**Pacers:** 20, Clark Kellogg, 12/18/84  
**Jazz:** 27, Leonard Robinson, 12/7/77

## ASSISTS

**Pacers:** 18, Mark Jackson, 1/23/98  
**Jazz:** 19, John Stockton, 11/2/91  
John Stockton, OT, 1/16/94

## LARGEST WIN MARGINS

## PACERS' LARGEST WIN VS. JAZZ

39 128-89, at Market Square Arena,  
2/26/89

## JAZZ' LARGEST WIN VS. PACERS

31 112-81, at Salt Palace, 11/20/87



## WASHINGTON WIZARDS

### COACHING STAFF



FLIP SAUNDERS

**HEAD COACH**  
Flip Saunders

**COLLEGE**  
Minnesota

**PRO COACHING RECORD**  
w/Washington: entering 2nd season,  
26-56 (.317)  
Overall: entering 15th season,  
613-452 (.576)

#### ASSISTANT COACHES

Gene Banks  
Sam Cassell  
Ryan Saunders  
Wes Unseld, Jr.  
Mike Wells  
Randy Wittman  
Don Zierden

#### HEAD ATHLETIC TRAINER

Eric Waters

#### STRENGTH/CONDITIONING COACH

Drew Cleary

#### VIDEO COORDINATOR

Jason Hervey

#### EQUIPMENT MANAGER

Rob Suller

### TEAM DIRECTORY

#### ADDRESS

601 F Street NW  
Washington, D.C. 20004  
(202) 661-5000  
www.washingtonwizards.com

#### OWNERS

Ted Leonsis

#### PRESIDENT

Ernie Grunfeld

#### EXECUTIVE VICE PRESIDENT OF BUSINESS OPERATIONS

Greg Bibb

#### VICE PRESIDENT OF BASKETBALL ADMINISTRATION

Tommy Sheppard

#### VICE PRESIDENT OF PLAYER PERSONNEL

Milt Newton

#### DIRECTOR OF PLAYER PERSONNEL

Tim Connelly

#### SENIOR DIRECTOR, COMMUNICATIONS

Scott Hall

#### DIRECTOR, BASKETBALL COMMUNICATIONS

Brian Sereno

#### DIRECTOR, CORPORATE COMMUNICATIONS

Ketsia Colimon

#### COMMUNICATIONS COORDINATOR

Daren Jenkins

#### TEAM COLORS

Blue, Black, Gold

#### HOME COURT

Verizon Center  
(20,173; opened 1997)

#### FRANCHISE HISTORY

Chicago Packers 1961-62  
Chicago Zephyrs, 1962-63  
Baltimore Bullets, 1963-73  
Capital Bullets, 1973-74  
Washington Bullets, 1974-97  
Washington Wizards, 1997-98  
to present

#### RADIO

106.7 The Fan  
Dave Johnson and Glenn Consor

#### TELEVISION

Comcast SportsNet  
Steve Buchhantz and Phil Chenier

### 2009-10 RECAP

**RECORD:** 26-56

**SOUTHEAST DIVISION:** 3-13

**EASTERN CONFERENCE:** 18-34

**HOME:** 15-26

**ROAD:** 11-30

**FINISH:** 5th in division; 14th in conference

**PLAYOFFS:** Did not qualify

### 2010-11 VS. PACERS

12/29 at Verizon Center ..... 7:00 p.m. 2/22 at Verizon Center ..... 7:00 p.m.  
12/31 at Conseco Fieldhouse ..... 3:00 p.m. 4/6 at Conseco Fieldhouse ..... 7:00 p.m.

### PACERS CAREER STATISTICS VS. WASHINGTON

NAME	GP	MIN	3-POINT		FTM-FTA	PCT	OR	DR	TR	AVG	AST	PF-DQ	STL	TO	BKS	PTS	AVG		
			FGM-FGA	PCT															
COLLISON (TOT)	2	30	6-15	.400	1-2	.500	3-3	1.000	0	2	2	1.0	5	0-0	1	3	0	16	8.0
DUNLEAVY (IND)	10	288	42-99	.424	14-36	.389	39-47	.830	4	38	42	4.2	29	24-0	9	19	5	137	13.7
DUNLEAVY (TOT)	18	513	72-177	.407	22-70	.314	51-63	.810	11	70	81	4.5	46	43-1	18	33	8	217	12.1
FORD (IND)	5	165	28-63	.444	0-4	.000	21-22	.955	6	20	26	5.2	28	9-0	7	9	0	77	15.4
FORD (TOT)	17	510	83-190	.437	1-18	.056	60-69	.870	14	44	58	3.4	99	42-1	32	41	0	227	13.4
FOSTER	31	637	69-138	.500	0-3	.000	24-41	.585	74	134	208	6.7	22	76-3	26	22	5	162	5.2
GRANGER	17	590	108-238	.454	40-90	.444	65-71	.915	26	85	111	6.5	33	52-0	22	42	12	321	18.9
HANSBROUGH	2	39	10-21	.476	0-0	—	12-16	.750	4	4	8	4.0	1	4-0	1	0	0	32	16.0
HIBBERT	6	112	23-50	.460	0-0	—	17-20	.850	18	19	37	6.2	3	25-1	2	7	8	63	10.5
D. JONES (IND)	4	108	15-36	.417	0-1	.000	16-22	.727	7	10	17	4.3	10	12-0	4	8	4	46	11.5
D. JONES (TOT)	14	246	34-72	.472	0-4	.000	35-45	.778	11	20	31	2.2	17	29-0	9	15	6	103	7.4
S. JONES (IND)	3	37	1-6	.167	0-0	—	3-8	.375	1	11	12	4.0	2	7-0	2	3	3	5	1.7
S. JONES (TOT)	10	135	11-23	.478	0-0	—	14-21	.667	7	21	28	2.8	2	26-1	4	8	11	36	3.6
McROBERTS	5	48	9-20	.450	0-5	.000	2-3	.667	7	8	15	3.0	6	3-0	1	0	2	20	4.0
POSEY (TOT)	22	596	67-137	.489	38-81	.469	49-51	.961	25	69	94	4.3	31	73-0	20	26	13	221	10.0
PRICE	3	44	6-19	.316	2-12	.167	4-5	.800	0	1	1	0.3	1	2	3	1	0	18	6.0
RUSH	7	213	33-80	.413	7-29	.241	6-7	.857	7	26	33	4.7	9	15-0	5	5	5	79	11.3



## WASHINGTON WIZARDS

### SERIES SCORES

DATE	IND-WAS	DATE	IND-WAS	DATE	IND-WAS
12/10/76	L 88-98	3/22/86	L 110-111	1/2/98	W 99-81
*12/28/76	L 111-117	4/8/86	W 111-104	*1/27/98	W 85-84
*1/29/77	L 107-108	11/16/86	L 111-124	3/19/98	W 95-91
2/23/77	L 101-109	*12/3/86	W 116-103	*2/5/99	W 96-81
*10/28/77	W 136-127	*1/15/87	W 113-105	3/3/99	W 106-95
1/6/78	L 114-146	2/26/87	L 94-100	*3/22/99	W 90-86
*2/17/78	W 123-111	*3/23/87	W 101-92	*11/13/99	W 105-83
3/17/78	W 105-99	4/10/87	W 115-101	*1/12/00	W 117-102
*11/1/78	L 113-124	*12/2/87	W 108-102	2/1/00	L 113-123
12/26/78	L 104-108	12/17/87	L 111-115 OT	11/10/00	W 86-74
1/20/79	L 104-109	3/2/88	L 102-111	*11/24/00	W 99-87
*3/7/79	W 109-105	*3/4/88	L 88-95	3/27/01	W 110-102
*10/26/79	W 118-108	*3/17/88	W 99-95	*4/9/01	W 100-78
11/30/79	W 99-91	4/8/88	L 100-107	*11/22/01	W 110-103
*12/14/79	W 111-109	*11/25/88	L 101-106	*12/27/01	W 108-81
1/30/80	L 119-120	1/26/89	L 106-126	2/3/02	L 89-109
*2/7/80	W 134-104	*3/22/89	W 101-92	4/14/02	W 86-80
3/2/80	L 104-118	3/25/89	L 108-111 OT	11/26/02	W 88-84
*11/14/80	W 118-108	*2/18/90	L 97-116	*11/29/02	W 100-84
11/27/80	L 108-123	*3/6/90	W 113-98	1/4/03	L 104-107 2OT
*12/3/80	W 128-115	*4/10/90	W 107-105	*2/25/03	L 78-83
12/13/80	L 105-114	4/22/90	W 127-117	*12/9/04	W 93-79
3/12/81	W 114-107	11/24/90	L 105-107 OT	1/24/04	L 96-107
*3/27/81	W 122-107	*12/19/90	L 112-114 OT	2/20/04	W 96-87
11/28/81	W 92-90	*1/25/91	W 106-100	*1/22/05	L 93-95
12/25/81	L 98-115	*4/5/91	W 117-103	2/7/05	L 104-108
*1/2/82	L 103-107	*11/1/91	L 103-109	4/3/05	W 79-76
3/12/82	L 105-110	1/14/92	L 118-127 2OT	*4/8/05	W 93-83
*3/24/82	L 106-114	*3/10/92	W 101-91	*12/8/05	W 111-87
*4/7/82	L 85-97	3/25/92	W 131-109	*1/13/06	L 85-94
*10/29/82	W 93-90	12/5/92	W 111-109	1/31/06	L 79-84
11/6/82	L 115-119 OT	*1/19/93	W 116-96	3/1/06	W 99-93
*11/26/82	L 85-87	2/24/93	L 101-105	11/8/06	L 91-117
2/6/83	L 99-103	*3/31/93	W 114-95	*3/14/07	L 96-112
3/27/83	L 101-120	*12/14/93	W 106-87	*4/18/07	L 95-98
*4/1/83	L 109-123	1/5/94	L 95-97	*10/31/07	W 119-110 OT
11/17/83	L 94-102	*2/1/94	W 116-96	11/14/07	L 90-103
2/4/84	L 101-125	4/19/94	W 111-110	*12/22/07	W 93-85
*2/28/84	L 92-100	*1/4/95	W 94-90	4/14/08	L 110-117
4/3/84	L 94-106	1/13/95	W 113-99	12/15/08	W 118-98
*4/13/84	W 119-115	3/3/95	L 106-111	2/8/09	L 117-119
*10/27/84	L 102-104	*4/5/95	W 102-90	*3/29/09	W 124-115
12/6/84	L 106-111	*1/21/96	W 106-96	*11/6/09	W 102-86
12/26/84	L 89-114	*2/16/96	W 95-94	12/12/09	W 114-113
*2/1/85	W 102-95	3/27/96	W 99-93	*3/24/10	W 99-82
*3/31/85	L 105-111	*11/9/96	W 103-100 OT	4/14/10	L 97-98
12/30/85	W 97-80	2/25/97	L 87-108		
*1/29/86	W 92-88	*4/1/97	L 100-104		
*2/25/86	W 100-87	4/16/97	L 90-103		
*3/15/86	W 105-100	*12/13/97	W 109-92		

### SERIES RECORD

#### OVERALL

Indiana 79 wins  
Washington 67 wins

#### AT INDIANA

Indiana 52 wins  
Washington 21 wins

#### AT WASHINGTON

Indiana 25 wins  
Washington 45 wins

#### AT BALTIMORE

Indiana 2 wins  
Washington 1 win

### SERIES HIGHS

#### POINTS

**Pacers:** 41, Mickey Johnson, 1/30/80  
**Wizards:** 43, Larry Wright, 10/28/77  
Gilbert Arenas, 2/7/05

#### REBOUNDS

**Pacers:** 21, Jermaine O'Neal, 11/26/02  
**Wizards:** 22, Elvin Hayes, 3/7/79  
Pervis Ellison, 2 OT, 1/14/92

#### ASSISTS

**Pacers:** 23, Jamaal Tinsley, 11/22/01  
**Wizards:** 15, Darrell Walker, 4/22/90

### LARGEST WIN MARGINS

#### PACERS' LARGEST WIN VS. WIZARDS

30 134-104, at Market Square Arena, 2/7/80

#### WIZARDS' LARGEST WIN VS. PACERS

32 146-114, at Capital Centre, 1/6/78



## 2010-11 NBA DIRECTORIES



NATIONAL BASKETBALL ASSOCIATION  
NBA ENTERTAINMENT  
WOMEN'S NATIONAL BASKETBALL ASSOCIATION  
NBA DEVELOPMENT LEAGUE

## NORTH AMERICA OFFICES

**NEW YORK**

Olympic Tower  
645 Fifth Avenue  
New York, NY 10022  
Telephone: (212) 407-8000  
Fax: (212) 832-3861

**NEW JERSEY**

450 Harmon Meadow Boulevard  
Secaucus, NJ 07094  
Telephone: (201) 865-1500  
Fax: (201) 865-2626

100 Plaza Drive  
Secaucus, NJ 07094  
Telephone: (201) 865-1500  
Fax: (201) 974-5973

**NBA STORE**

666 Fifth Avenue  
New York, NY 10103  
Telephone: (212) 515-6221  
Fax: (212) 515-6249

**NBA CITY**

6068 Universal Boulevard  
Orlando, FL 32819  
Telephone: (407) 363-5919  
Fax: (407) 370-3178

600 First Avenue North  
Minneapolis, MN 55403-1416  
Telephone: (612) 767-2960

## INTERNATIONAL OFFICES

**EUROPE****HEADQUARTERS - NBA UK LTD**

125 Kensington High Street  
London, W8 5SF, UK  
TEL: 011-44-20-7795-8921  
FAX: 011-44-20-7795-8901

**FRANCE**

18 rue Pasquier  
75008 Paris, France  
TEL: 011-33-1-7841-4400  
FAX: 011-33-1-7841 4327

**ITALY**

Via Dogana 3  
20123, Milano, Italy  
TEL: 011-39-02-8648-9361  
FAX: 011-39-02-809-250

**SPAIN**

pq. Empresarial 'La Finca'  
Edif. 15A, 28223  
Pozuelo de Alarcón  
Madrid, Spain  
TEL: 011-34-91297-9700  
FAX: 011-34-91799-5999

**TURKEY**

Astoria Is Merkezi  
Buyukdere Cad. No:127 A Kule K:9  
Esentepe 34394, Istanbul, Turkey  
TEL: +90 212 340 7600  
FAX: +90 212 340 7601

**AFRICA**

Nelson Mandela Square  
2nd Floor, West Tower  
Maude Street, Sandown  
Johannesburg, South Africa  
TEL: 011-27-11-881-5980  
FAX: 011-27-11-881-5611

**LATIN AMERICA**

American Airlines Arena  
601 Biscayne Boulevard  
Miami, FL 33132  
Telephone: (305) 269-4100  
Fax: (305) 269-4139

**MEXICO**

Jose Maria Castorena 324  
Suite #206-207  
Col. Cuajimalpa, Mexico, D.F. C.P.  
05000  
Telephone: 011-5255-813-6699/7000  
Fax: 011-5255-812-7464

**CANADA**

40 Bay Street, Suite 400  
Toronto, Ontario  
Canada M5J 2X2

**ASIA/PACIFIC****CHINA—BEIJING**

19th Floor, Office Tower 2,  
China Central Place,  
No. 79 Jianguo Road,  
Chaoyang District,  
Beijing 100025, China  
Telephone: (86)10-5200-8200  
Fax: (86)10-5200-8202

**CHINA—SHANGHAI**

Unit 2703-08, 27/F,  
Tower, 2, Plaza 66  
1366 Nanjing West Road  
Shanghai 200040, China  
Telephone: (86)21-6137-2200  
Fax: (86)-21-6288-9920

**HONG KONG**

1207 Man Yee Building  
68 Des Voeux Road Central  
Central Hong Kong  
Telephone: 011-852-2843-9600  
Fax: 011-852-2536-4808

**JAPAN**

Aioi Insurance Shinjuku Bldg.,  
14th Floor  
3-25-03 Yoyogi, Shibuya-ku  
Tokyo, Japan 151-0053  
Telephone: 011-813-5351-2411  
Fax: 011-813-5351-2470

**TAIWAN**

Suite 1303, No. 88, Section 2, Chung  
Hsiao East Road  
Taipei, Taiwan ROC  
Telephone: 011-886-2-2358-1900  
Fax: 011-886-2-2358-1098

**KOREA**

41F Gangnam Finance Center  
737 Yeoksam-dong, Gangnam-gu  
Seoul Korea 135-984  
Telephone: 011-822-2008-4617  
Fax: 011-822-2008-4618

## NBA TERMINOLOGY

### ACTIVE LIST

The maximum number of active players is 12; the minimum is 11. At no time shall a team be permitted to dress fewer than eight players for a regular-season game or nine for a playoff game. During the offseason and training camp, teams may carry no more than 20 active players.

### ROSTERS

For the regular season, each team is required to submit the names of its active players to the NBA's Basketball Operations Department no later than 6:00 p.m. (Eastern time) on the day before the opening day of the season. For the 2010-11 season, the date to submit rosters is October 25, 2010.

For the playoffs, each team must submit a list of its players eligible to compete in playoff games by 3:00 p.m. (Eastern time) on the day following the end of the regular season. Because there is no Injured List for the playoffs, each playoff team must designate the 12 players eligible for the playoffs from all of its regular season lists (Active, Injured and Suspended). For the 2010-11 season, the date to submit playoff rosters is April 14, 2011.

### 10-DAY CONTRACTS

For the 2010-11 season, beginning on January 5, 2011, a team may sign a player to a 10-day contract. This procedure may be used only to replace a player assigned to the Injured List. No player may be signed to more than two 10-day contracts with the same team in any one season. trading deadline

The trade deadline is 3:00 p.m. (Eastern time) on the 17th Thursday of the season. The 2010-11 trade deadline is February 24, 2010. From that point until the end of the regular season, player additions must be made through the waiver procedure or by signing free agents.

### SALARY CAP

The Salary Cap for the 2010-11 season is \$ 58.044 million per team. The mid-level exception is \$ 5.765 million. The tax level has been set at \$ 70.307 million.

### CONTRACT LENGTH

The maximum length of player contracts is six years (previously seven years).

### GUARANTEED CONTRACTS

For the 2010-11 season, on January 10, 2011, all player contracts become guaranteed for the remainder of the season.

### DRUG TESTING

Players are subject to four random drug tests per season and penalties for use of performance-enhancing drugs have been increased.

### PLAYER MISCONDUCT

Players suspended for more than 12 games for on-court misconduct will be able to challenge the suspension before a neutral arbitrator.

### WAIVERS

From August 15 to the end of the season, clubs may claim waived players within 48 business hours after notice. Players waived at any other time, may be claimed within 10 days. If no team claims the waived player, he becomes a free agent. If more than one team claims a waived player, the one with the lesser record at that time claims the player. The cost for a waived player is \$1,000, payable to the league.

### MINIMUM AGE REQUIREMENT

The minimum age requirement has been increased from 18 to 19 years of age. United States players must be at least one year removed from high school AND 19 years of age (by the end of that calendar year) before entering the draft. International players must turn 19 during the calendar year of that draft.

NBA teams have the ability to assign players to the NBA Development League during their first two years in the NBA.



477 Madison Avenue, 3rd Floor • New York, NY 10022 • (212) 407-8700

### AUSTIN TOROS

12885 N. Hwy 183, Ste. 207  
Austin, TX 78750  
Tel: (512) 236-8333  
Fax: (512) 236-8444  
**Arena:** Cedar Park Center  
**Media Relations Contact:** Perri Travillion  
(ptravillion@austintoros.com)  
**NBA Affiliation:** San Antonio

### BAKERSFIELD JAM

1400 Norris Road  
Bakersfield, CA 93308  
Tel: (661) 615-6550  
Fax: (661) 615-6555  
**Arena:** Bakersfield Jam Events Center  
**Media Relations Contacts:** Christina Blanton  
(Christina@bakersfieldjam.com)  
**NBA Affiliations:** L.A. Clippers, L.A. Lakers

### DAKOTA WIZARDS

315 South 5th St.  
Bismarck, ND 58504  
Tel: (701) 258-2255  
Fax: (701) 255-7967  
**Arena:** Bismarck Civic Center  
**Media Relations Contact:** Scott Woodmansee  
(swoody@dakotawizards.com)  
**NBA Affiliations:** Memphis, Washington

### ERIE BAYHAWKS

110 East 8th Street  
Erie, PA 16501  
Tel: (814) 790-5600  
Fax: (814) 790-5608  
**Arena:** Tullio Arena  
**Media Relations Contact:** Matt Bresee  
(matt.bresee@nbaerie.com)  
**NBA Affiliations:** Cleveland, Toronto

### FORT WAYNE MAD ANTS

1910 St. Joe Center Rd., Ste. 61  
Fort Wayne, IN 46825  
Tel: (260) 469-4667  
Fax: (260) 469-4674  
**Arena:** Allen County War Memorial Coliseum  
**Media Relations Contact:** Heidi Busch  
(heidi@fortwaynehoops.com)  
**NBA Affiliations:** Detroit, Indiana, Milwaukee

### IDAHO STAMPEDE

233 South Capitol Blvd., Suite 100  
Boise, ID 83702  
Tel: (208) 388-4667  
Fax: (208) 388-3845  
**Arena:** Qwest Arena  
**Media Relations Contact:** Jinny Giery  
(jinny@idahostampede.com)  
**NBA Affiliations:** Portland, Denver

### IOWA ENERGY

833 5th Ave  
Des Moines, IA 50309  
Tel: (515) 462-2849  
Fax: (515) 564-8551  
**Arena:** Wells Fargo Arena  
**Media Relations Contact:** Chris Makris  
(cmakris@iowanba.com)  
**NBA Affiliations:** Chicago, Phoenix

### MAINE RED CLAWS

413 Congress Street  
Portland, ME 04101  
Tel: (207) 210-6655  
Fax: (207) 210-6659  
**Arena:** Portland Exposition Building  
**Media Relations Contact:** Jana Spaulding  
(jspaulding@maineredclaws.com)  
**NBA Affiliations:** Boston, Charlotte

### NEW MEXICO THUNDERBIRDS

3001 Civic Center Circle  
Rio Rancho, NM 87144  
Tel: (505) 265-3865  
Fax: (505) 891-7350  
**Arena:** Santa Ana Star Center  
**Media Relations Contact:** Benjamin Gordon Goldstein  
(bgoldstein@nmtbirds.com)  
**NBA Affiliations:** New Orleans, Orlando

### RENO BIGHORNS

250 Evans Avenue  
Reno, NV 89501  
Tel: (775) 334-2622  
Fax: (775) 284-4701  
**Arena:** Reno Events Center  
**Media Relations Contact:** TJ Lasita  
(tjlasita@nbareno.com)  
**NBA Affiliations:** Golden State, Sacramento

### RIO GRANDE VALLEY VIPERS

4500 North 10th Street, Suite 315  
McAllen, TX 78504  
Tel: (888) 748-6223  
Fax: (956) 972-1150  
**Arena:** Dodge Arena  
**Media Relations Contact:** Jonah Goldberg  
(jgoldberg@rgvipers.com)  
**NBA Affiliations:** Houston

### SIoux FALLS SKYFORCE

2131 South Minnesota Ave  
Sioux Falls, SD 57105  
Tel: (605) 332-0605  
Fax: (605) 332-2305  
**Arena:** Sioux Falls Arena  
**Media Relations Contact:** Brett Hansen  
(brett@skyforceonline.com)  
**NBA Affiliations:** Miami, Minnesota

### SPRINGFIELD ARMOR

1 Monarch Place, Suite 220  
Springfield, MA 01144  
Tel: (413) 746-3263  
Fax: (413) 746-3262  
**Arena:** MassMutual Center  
**Media Relations Contact:** Nicole Hoffman  
(nhoffman@armorhoops.com)  
**NBA Affiliations:** New Jersey, New York, Philadelphia

### TEXAS LEGENDS

2601 Avenue of the Stars, Suite 300  
Frisco, TX 75215  
Tel: (214) 469-0822  
Fax: (214) 469-0823  
**Arena:** Dr. Pepper Arena  
**Media Relations Contact:** Malcolm Farmer  
(mfarmer@texlegends.com)  
**NBA Affiliations:** Dallas

### TULSA 66ERS

2727 E. 21st St., Ste 500  
Tulsa, OK 74114  
Tel: (918) 585-8444  
Fax: (918) 398-6930  
**Arena:** Tulsa Convention Center  
**Media Relations Contact:** Mitch Heckart  
(mheckart@tulsa66ers.com)  
**NBA Affiliations:** Oklahoma City

### UTAH FLASH

5017 N Edgewood Dr.  
Provo, UT 84604  
Tel: (801) 434-4667  
Fax: (801) 705-1823  
**Arena:** McKay Events Center  
**Media Relations Contact:** Drew Sellers  
(drew@utahflash.com)  
**NBA Affiliations:** Atlanta, Utah

**NBA DEVELOPMENT LEAGUE****2009-10 NBA DEVELOPMENT LEAGUE FINAL STANDINGS**

<b>EASTERN CONFERENCE</b>	<b>W-L</b>	<b>HOME</b>	<b>AWAY</b>	<b>Pct.</b>	<b>GB</b>
Iowa Energy	37-13	19-6	18-7	.740	0.0
Sioux Falls Skyforce	32-18	20-5	12-13	.640	5.0
Dakota Wizards	29-21	21-4	8-17	.580	8.0
Maine Red Claws	27-23	16-9	11-14	.540	10.0
Fort Wayne Mad Ants	22-28	13-12	9-16	.440	15.0
Erie BayHawks	21-29	10-15	11-14	.420	16.0
Springfield Armor	7-43	7-18	0-25	.140	30.0
<b>WESTERN CONFERENCE</b>	<b>W-L</b>	<b>HOME</b>	<b>AWAY</b>	<b>Pct.</b>	<b>GB</b>
Rio Grande Valley Vipers	34-16	21-4	13-12	.680	0.0
Austin Toros	32-18	18-7	14-11	.640	2.0
Reno Bighorns	28-22	15-10	13-12	.560	6.0
Utah Flash	28-22	14-11	14-11	.560	6.0
Tulsa 66ers	27-23	16-9	11-14	.540	7.0
Idaho Stampede	25-25	14-11	11-14	.500	9.0
Albuquerque Thunderbirds	18-32	13-12	5-20	.360	16.0
Bakersfield Jam	17-33	10-15	7-18	.340	17.0
Los Angeles D-Fenders	16-34	9-16	7-18	.320	18.0

**2010 NBA DEVELOPMENT LEAGUE POSTSEASON RESULTS****QUARTERFINALS**

Iowa 2, Utah 1  
 Wed., April 7 - Utah 107, Iowa 76  
 Fri., April 9 - Iowa 101, Utah 91  
 Sun., April 11 - Iowa 111, Utah 92

Tulsa 2, Sioux Falls 1  
 Thurs., April 8 - Tulsa 119,  
 Sioux Falls 109  
 Fri., April 9 - Sioux Falls 106, Tulsa 99  
 Sun., April 11 - Tulsa 111,  
 Sioux Falls 101

Austin 2, Dakota 1  
 Thurs., April 8 - Austin 98, Dakota 96  
 Sat., April 10 - Dakota 106, Austin 96  
 Sun., April 11 - Austin 102, Dakota 90

Rio Grande Valley 2, Reno 1  
 Sat., April 10 - Rio Grande Valley 110,  
 Reno 94  
 Mon., April 12 - Reno 128,  
 Rio Grande Valley 126  
 Tues., April 13 - Rio Grande Valley 135,  
 Reno 118

**SEMIFINALS**

Tulsa 2, Iowa 1  
 Fri., April 16 - Iowa 107, Tulsa 102  
 Sun., April 18 - Tulsa 117, Iowa 106  
 Tues., April 20 - Tulsa 127, Iowa 122

Rio Grande Valley 2, Austin 1  
 Sat., April 17 - Austin 122,  
 Rio Grande Valley 120  
 Mon., April 19 - Rio Grande Valley 137,  
 Austin 110  
 Wed., April 21 - Rio Grande Valley 99,  
 Austin 98

**FINALS**

Rio Grande Valley 2, Tulsa 0  
 Sun., April 25 - Rio Grande Valley 124,  
 Tulsa 107  
 Tues., April 27 - Rio Grande Valley 94,  
 Tulsa 91

**AWARD WINNERS****MOST VALUABLE PLAYER**

Mike Harris, Rio Grande Valley

**DENNIS JOHNSON COACH OF THE YEAR**

Chris Finch, Rio Grande Valley

**DEFENSIVE PLAYER OF THE YEAR**

Greg Stiemsma, Sioux Falls

**ROOKIE OF THE YEAR**

Alonzo Gee, Austin Toros

**JASON COLLIER SPORTSMANSHIP AWARD**

Andre Ingram, Utah Flash

**IMPACT PLAYER OF THE YEAR**

Brian Butch, Bakersfield Jam

**MOST IMPROVED PLAYER:**

Mildon Ambres, Idaho Stampede

## NBA DEVELOPMENT LEAGUE

## 2009-10 NBA DEVELOPMENT LEAGUE LEADERS

SCORING AVERAGE	G	PTS	Avg
1. Morris Almond, SPR-MAI	42	1035	24.6
2. Desmon Farmer, Reno	49	1163	23.7
3. Keith Mcleod, Albuquerque	30	653	21.8
4. Donell Taylor, ERI-IDA	48	1011	21.1
5. Curtis Jerrells, Austin	50	1034	20.7
6. Andre Barrett, Idaho	26	503	19.3
7. Coby Karl, Idaho	26	503	19.3
8. Mustafa Shakur, Tulsa	47	905	19.3

REBOUNDS PER GAME	G	REB	Avg
1. Dwayne Jones, Austin	48	772	16.1
2. Brian Butch, Bakersfield	39	464	11.9
3. Rob Kurz, Fort Wayne	39	395	10.1
4. Rod Benson, Reno	49	477	9.7
5. John Bryant, Erie	49	465	9.5
6. Lance Allred, Idaho	30	269	9.0
7. Joe Dabbert, Idaho	25	222	8.9
8. Mildon Ambres, Idaho	50	405	8.1

ASSISTS PER GAME	G	AST	Avg
1. Curtis Stinson, Iowa	50	546	10.9
2. Will Conroy, Rio Grande Valley	29	290	10.0
3. Mustafa Shakur, Tulsa	47	324	6.9
4. Andre Barrett, Idaho	26	174	6.7
5. David Bailey, Sioux Falls	48	316	6.6
6. Will Blalock, MNE-RNO	53	347	6.5
7. Oliver Lafayette, Fort Wayne	48	310	6.5
8. Antonio Anderson, Rio Grande Valley	40	245	6.1

FIELD GOAL PERCENTAGE	FGM	FGA	Pct
1. Shane Edwards, Albuquerque	188	301	.625
2. Dwayne Jones, Austin	277	464	.597
3. Kurt Looby, RGV, ABQ, MNE	117	196	.597
4. Raymond Sykes, Sioux Falls	194	333	.583
5. Anthony Danridge, Albuquerque	119	207	.575
6. Alexander Johnson, Sioux Falls	153	268	.571
7. Michael Fey, Los Angeles	263	463	.568
8. Stanley Asumnu, Rio Grande Valley	131	236	.555

3 POINT FIELD GOAL PERCENTAGE	3PM	3PA	Pct
1. Chad Toppert, Albuquerque	111	231	.481
2. Dewitt Scott, FWN-RNO	36	75	.480
3. Ryan Forehan-Kelly, Los Angeles	82	173	.474
4. Richie Frahm, Reno	50	106	.472
5. Cecil Brown, Tulsa	48	103	.466
6. Carlidell Johnson, Austin	48	104	.462
7. Moses Ehambe, Tulsa	117	255	.459
8. Ryan Ayers, Fort Wayne	92	202	.455

MINUTES PER GAME	G	MIN	Avg
1. Curtis Stinson, Iowa	50	2115	42.3
2. Jackie Manuel, Erie	44	1834	41.7
3. Curtis Jerrells, Austin	50	2012	40.2
4. Dwayne Jones, Austin	48	1925	40.1
5. Antonio Anderson, Rio Grande Valley	40	1577	39.4
6. Coby Karl, Idaho	26	1008	38.8
7. Morris Almond, SPG-MNE	42	1614	38.4
8. Blake Ahearn, BAK-ERI	30	1144	38.1

STEALS PER GAME	G	ST	Avg
1. Orien Greene, Utah	50	131	2.6
2. Jeff Trepagnier, Iowa	48	109	2.3
3. Mustafa Shakur, Tulsa	47	106	2.3
4. Curtis Stinson, Iowa	50	108	2.2
5. Russell Robinson, RNO-MNE	47	93	2.0
6. Frank Robinson, Los Angeles	38	73	1.9
7. Keith Mcleod, Albuquerque	30	56	1.9
8. Curtis Jerrells, Austin	50	93	1.9

FREE THROW PERCENTAGE	FTM	FTA	Pct
1. Blake Ahearn, BAK-ERI	167	176	.949
2. Kevin Kruger, Utah	85	93	.914
3. Chris McCray, Sioux Falls	79	88	.898
4. Jonathan Wallace, Rio Grande Valley	86	97	.887
5. David Bell, Dakota	134	153	.876
6. Desmon Farmer, Reno	295	340	.868
7. Trey Johnson, Bakersfield	72	83	.867
8. Chad Toppert, Albuquerque	77	90	.856

BLOCKED SHOTS PER GAME	G	BS	Avg
1. Greg Stiemsma, Sioux Falls	45	162	3.6
2. Kurt Looby, RRG-ABQ-MNE	50	166	3.3
3. Rod Benson, Reno	49	95	1.9
4. Cezary Trybanski, Reno	47	84	1.8
5. Dwayne Jones, Austin	48	85	1.8
6. John Bryant, Erie	49	73	1.5
7. Rob Kurz, Fort Wayne	39	57	1.5
8. Will Daniels, Bakersfield	31	45	1.5

## NBA DEVELOPMENT LEAGUE

### PLAYERS WITH NBA DEVELOPMENT LEAGUE EXPERIENCE ON 2010 END-OF-SEASON NBA ROSTERS

Alexis Ajinca	Daequan Cook	Ryan Hollins	Oliver Lafayette	Jermaine Taylor
Joe Alexander	Joey Dorsey	Lester Hudson	Shaun Livingston	Garrett Temple
Louis Amundson	Jordan Farmer	Chris Hunter	Ian Mahinmi	Hasheem Thabeet
Chris Andersen	Kyrylo Fesenko	Ersan Ilyasova	Cartier Martin	Anthony Tolliver
Joel Anthony	Sundiata Gaines	Darnell Jackson	Josh McRoberts	Ime Udoka
Kelenna Azubuike	Alonzo Gee	Cedric Jackson	C.J. Miles	Bill Walker
Jose Barea	J.R. Giddens	Nathan Jawai	Patrick Mills	C.J. Watson
Matt Barnes	Marcin Gortat	Othyus Jeffers	Jamario Moon	Kyle Weaver
Earl Barron	Stephen Graham	Curtis Jerrells	Byron Mullens	Martell Webster
Andray Blatche	Danny Green	Alexander Johnson	Steve Novak	Sonny Weems
Aaron Brooks	Donte Greene	Anthony Johnson	Patrick O'Bryant	Mario West
Devin Brown	Taylor Griffin	Amir Johnson	Josh Powell	D.J. White
Shannon Brown	Hamed Haddadi	Dahntay Jones	Chris Richard	Jawad Williams
Brian Butch	Malik Hairston	Dwayne Jones	Ramon Sessions	Reggie Williams
Will Bynum	Mike Harris	Coby Karl	Mustafa Shakur	Louis Williams
Matt Carroll	Kenny Hasbrouck	Kosta Koufos	Bobby Simmons	Dorell Wright
Earl Clark	Chuck Hayes	Rob Kurz	Greg Stiemsma	

### 2009-10 GATORADE CALL-UPS TO THE NBA FROM THE NBA DEVELOPMENT LEAGUE

PLAYER	NBA D-LEAGUE	NBA TEAM
Chris Hunter	Fort Wayne	Golden State
Anthony Tolliver	Idaho	Portland /Golden State
Mike Harris	Rio Grande Valley	Houston /Washington /Houston
Sundiata Gaines	Idaho	Utah
Cartier Martin	Iowa	Golden State /Washington
Mario West	Maine	Atlanta
JamesOn Curry	Springfield	Los Angeles Clippers
Cedric Jackson	Erie	Cleveland /San Antonio /Washington
Will Conroy	Rio Grande Valley	Houston (twice)
Coby Karl	Idaho	Golden State /Denver
Chris Richard	Tulsa	Chicago (twice)
Garrett Temple	Rio Grande Valley	Houston /Sacramento /San Antonio
Antonio Anderson	Rio Grande Valley	Oklahoma City
Reggie Williams	Sioux Falls	Golden State
Othyus Jeffers	Iowa	Washington /San Antonio
Mustafa Shakur	Tulsa	Oklahoma City (twice)
Kenny Hasbrouck	Rio Grande Valley	Miami
Curtis Jerrells	Austin	San Antonio
Alade Aminu	Bakersfield	Miami
Earl Barron	Iowa	New York
Dwayne Jones	Austin	Phoenix
Rob Kurz	Fort Wayne	Chicago
Alexander Johnson	Sioux Falls	Houston
Brian Butch	Bakersfield	Denver
Greg Stiemsma	Sioux Falls	Minnesota
Oliver Lafayette	Fort Wayne	Boston



Diagram illustrating the layout and dimensions of a pool table, showing the overall dimensions and specific line measurements.

**Overall Dimensions:**

- Optimum Length: 94 Feet
- Table Width: 28 Feet
- Table Length: 16 Feet
- Table Depth: 3 FT

**Line Specifications:**

- 6 FOOT RADIUS OUTSIDE
- 23 FEET, 9 INCHES
- 23 FEET, 9 INCHES
- 22 FEET
- 72 INCHES
- 4 FEET
- 18 FEET, 10 INCHES
- 19 FEET TO CENTER OF CIRCLE
- 2 FEET RADIUS INSIDE
- 6 FOOT RADIUS OUTSIDE
- 15 FEET
- 12 FEET
- 44 INCHES
- 5 FEET, 3 INCHES
- 1 INCH
- 3 FEET
- 3 FEET
- 21 FEET
- 4 FEET
- 50 FEET

**Notes:**

- THE COLOR OF THE LANE, SPACE MARKS AND NEUTRAL ZONES SHALL CONTRAST WITH THE COLOR OF THE BOUNDING LINES
- ALL LINES SHALL BE 2 INCHES WIDE (NEUTRAL ZONE EXCLUDED)
- DIVISION LINE



PASSION PRIDE PACERS

# *Franchise History*

## WON/LOSS RECORDS

## AMERICAN BASKETBALL ASSOCIATION

YEAR	COACH	W-L	PCT	PLAYOFFS	FINISH
1967-68	Larry Staverman	38-40	.487	0-3	Third, East
1968-69	Larry Staverman	(2-7)			
	Bob Leonard	(42-27)	.564	9-8	First, East
1969-70	Bob Leonard	59-25	.702	12-3	ABA Champ-First, East
1970-71	Bob Leonard	58-26	.690	7-4	First, West
1971-72	Bob Leonard	47-37	.560	12-8	ABA Champ-Second, West
1972-73	Bob Leonard	51-33	.607	12-6	ABA Champ-Second, West
1973-74	Bob Leonard	46-38	.548	7-7	Second, West
1974-75	Bob Leonard	45-39	.536	9-9	Third, West
1975-76	Bob Leonard	39-45	.464	1-2	Fifth in ABA

## NATIONAL BASKETBALL ASSOCIATION

YEAR	COACH	W-L	PCT	PLAYOFFS	FINISH	
1976-77	Bob Leonard	36-46	.439	0-0	Fifth, Midwest	
1977-78	Bob Leonard	31-51	.378	0-0	Tied for Fifth, Midwest	
1978-79	Bob Leonard	38-44	.463	0-0	Tied for Third, Midwest	
1979-80	Bob Leonard	37-45	.451	0-0	Tied for Fourth, Central	
1980-81	Jack McKinney	44-38	.537	0-2	Third, Central	
1981-82	Jack McKinney	35-47	.427	0-0	Fourth, Central	
1982-83	Jack McKinney	20-62	.244	0-0	Sixth, Central	
1983-84	Jack McKinney	26-56	.317	0-0	Sixth, Central	
1984-85	George Irvine	22-60	.268	0-0	Sixth, Central	
1985-86	George Irvine	26-56	.317	0-0	Sixth, Central	
1986-87	Jack Ramsay	41-41	.500	1-3	Fourth, Central	
1987-88	Jack Ramsay	38-44	.463	0-0	Sixth, Central	
1988-89	Jack Ramsay	(0-7)				
	Mel Daniels	(0-2)				
	George Irvine	(6-14)				
	Dick Versace	(22-31)	28-54	.341	0-0	Sixth, Central
1989-90	Dick Versace		42-40	.512	0-3	Tied for Fourth, Central
1990-91	Dick Versace	(9-16)				
	Bob Hill	(32-25)	41-41	.500	2-3	Fifth, Central
1991-92	Bob Hill		40-42	.488	0-3	Fourth, Central
1992-93	Bob Hill		41-41	.500	1-3	Fifth, Central
1993-94	Larry Brown		47-35	.573	10-6	Fourth, Central
1994-95	Larry Brown		52-30	.634	10-7	First, Central
1995-96	Larry Brown		52-30	.634	2-3	Second, Central
1996-97	Larry Brown		39-43	.476	0-0	Sixth, Central
1997-98	Larry Bird		58-24	.707	10-6	Second, Central
1998-99	Larry Bird		33-17	.660	9-4	First, Central
1999-00	Larry Bird		56-26	.683	13-10	Eastern Conf. Champ-First, Central
2000-01	Isiah Thomas		41-41	.500	1-3	Fourth, Central
2001-02	Isiah Thomas		42-40	.512	2-3	Tied for Third, Central
2002-03	Isiah Thomas		48-34	.585	2-4	Second, Central
2003-04	Rick Carlisle		61-21	.744	10-6	First, Central
2004-05	Rick Carlisle		44-38	.537	6-7	Third, Central
2005-06	Rick Carlisle		41-41	.500	2-4	Third, Central
2006-07	Rick Carlisle		35-47	.427	0-0	Fourth, Central
2007-08	Jim O'Brien		36-46	.439	0-0	Third, Central
2008-09	Jim O'Brien		36-46	.439	0-0	Fourth, Central
2009-10	Jim O'Brien		32-50	.390	0-0	Fourth, Central
	ABA Record	427-317	.574	69-50	(.580)	
	NBA Record	1339-1417	.486	81-80	(.503)	
	TOTAL	1766-1734	.506	150-130	(.536)	

## WON/LOSS RECORDS

## COACHES' RECORDS

COACH	YEARS	SEASONS	OVERALL		PLAYOFFS	
			W-L	PCT	W-L	PCT
Larry Staverman	1967-68	1+	40-47	.459	0-3	.000
Bob Leonard	1968-80	11+	529-456	.537	69-47	.595
	ABA:	7+	387-270	.589	69-47	.595
	NBA:	4	142-186	.433	0-0	.000
Jack McKinney	1980-84	4	125-203	.381	0-2	.000
George Irvine	1984-86, 1988-89	2+	54-130	.293	0-0	.000
Jack Ramsay	1986-88	2+	79-92	.462	1-3	.250
Mel Daniels	1988-89	1	0-2	.000	0-0	.000
Dick Versace	1989-90	2+	73-87	.456	0-3	.000
Bob Hill	1990-93	2+	113-108	.511	3-9	.250
Larry Brown	1993-97	4	190-138	.579	22-16	.579
Larry Bird	1997-00	3	147-67	.687	32-20	.615
Isiah Thomas	2000-03	3	131-115	.533	5-10	.333
Rick Carlisle	2003-07	4	181-147	.552	18-17	.514
Jim O'Brien	2007-10	3	104-142	.423	0-0	.000

## OTHER TEAMS IN INDIANAPOLIS

TEAM	YEAR	COACH	W-L	PLAYOFFS	FINISH
Indianapolis Jets	1948-49	Bruce Hale (4-13)			
		Burl Friddle (14-29)	18-42	0-0	Sixth, Western
Indianapolis Olympians	1949-50	Clifford Barker	39-25	3-3	First, Western
	1950-51	Clifford Barker	24-32		
		Wallace Jones (7-5)	31-37	1-2	Fourth, Western
	1951-52	Herman Schaefer	34-32	0-2	Third, Western
	1952-53	Herman Schaefer	28-43	0-2	Fourth, Western

## OFFICIAL COLORS

The official colors of the Indiana Pacers are Blue (PMS 282) and Gold (PMS 123), which represent the colors in the state's flag, and Gray (PMS Cool Gray 5).

The official colors of Pacers Sports & Entertainment are Blue (PMS 282), Gold (PMS 123), Red (PMS 186) and Green (PMS 3305).

The official colors of Pacers Foundation, Inc. are Blue (PMS 2728), Tan (PMS 155), Grey (PMS 5415) and Yellow (PMS 1235).

The official colors of Conseco Fieldhouse are Maroon (PMS 195), Green (PMS 3305), Gold (PMS 141) and Black.

## WHY THE PACERS?

When professional basketball came to Indianapolis in 1967, one of the key decisions would be what to call the new American Basketball Association franchise.

According to Indianapolis attorney, Richard D. Tinkham, the nickname "Pacers" was decided on through a collective decision of the original investors. Tinkham, one of those investors, recalled that the nickname was a combination of the state's rich history with the harness racing pacers (investor Chuck Barnes was a horse racing enthusiast) and the pace car used for the running of the Indianapolis 500.

Tinkham said the "Pacers" decision was an easy one, but the real debate was whether the team should be called the Indiana Pacers or the Indianapolis Pacers. Since one of the original ideas for the team was to have it playing throughout the state with its base in Indianapolis, the official team name became the Indiana Pacers.

For a brief history on the Indiana Pacers prior to the team's NBA debut, refer to page 236.

## PACERS CHRONOLOGY

### OWNERS

Indiana Professional Sports, Inc.	1967-75
Arena Sports Inc.	1975-76
Indiana Pacers, L.P.	1976-79
Sam Nassi	1979-83
Melvin Simon, Herbert Simon	1983-2009
Herbert Simon	2009-present

### CHAIRMAN OF THE BOARD

L. Charles DeVoe	1974-75
W.D. Eason	1975-77
John R. Jewett	1977-79
Sam Nassi	1979-83
Melvin Simon,	
Herbert Simon	1983-2009
Herbert Simon	2009-present

### CHAIRMAN AND CHIEF EXECUTIVE OFFICER

Herbert Simon	2008-present
---------------	--------------

### PRESIDENTS

E.J. Bannon	1967-68
John DeVoe	1968-69
L. Charles DeVoe	1969-74
John Weissert	1974-75
Thomas Binford	1975-76
James C. Hilliard	1976-77
Robert J. Salyers	1983-86
Donnie Walsh*	1988-08
Jim Morris	2008-present
* Named CEO/President, July 11, 2003	

### PRESIDENT OF BASKETBALL OPERATIONS

Larry Bird	2003-present
------------	--------------

### GENERAL MANAGERS

Mike Storen	1967-70
John Weissert	1970-75
Bob Leonard	1976-80
Dick Vertlieb	1980-81
Robert J. Salyers	1981-83
Donnie Walsh	1986-88
David Kahn	1998-02
David Morway	2008-present

### CHIEF OPERATING OFFICER

Rick Fuson	2008-present
------------	--------------

### EXECUTIVE VICE PRESIDENT

Rick Fuson	2006-08
------------	---------

### EXECUTIVE SR. VICE PRESIDENT

Rick Fuson	2002-06
------------	---------

### HEAD COACHES

Larry Staverman	1967-68
Bob Leonard	1968-80
Jack McKinney	1980-84
George Irvine	1984-86
Jack Ramsay	1986-88
Mel Daniels	1988
George Irvine	1988-89
Dick Versace	1989-90
Bob Hill	1990-93
Larry Brown	1993-97
Larry Bird	1997-00
Isiah Thomas	2000-03
Rick Carlisle	2003-07
Jim O'Brien	2007-present

### ASSOCIATE HEAD COACH

Mike Brown	2003-05
------------	---------

### ASSISTANT COACHES

Bobby Joe Hooper	1971-72
Jerry Oliver	1974-79
Jack McCloskey	1979-80
Roger Brown	1979-80
George Irvine	1980-83
Scotty Robertson	1983-84
Donnie Walsh	1984-86
Dick Harter	1986-88
Mel Daniels	1984-89
Dave Twardzik	1986-89
Bob Ociepa	1989-93
Bob Hill	1989-90
Billy Knight	1990-92
George Irvine	1991-92
Mel Daniels	1991-93
Randy Wittman	1992-93
Ed Badger	1992-93
Bill Blair	1993-94
George Irvine	1993-95

Gar Heard	1993-97
Billy King	1993-97
Herb Brown	1995-96
Bill Blair	1996-97
Rick Carlisle	1997-00
Dick Harter	1997-00
Wayne "Tree" Rollins	2000-02
Vern Fleming	2000-03
Brendan Malone	2000-03
Jim Stack	2000-03
Mark Aguirre	2002-03
Dan Burke	2002-present
Chad Forcier	2003-07
Ron Rothstein	2003-04
Kevin O'Neill	2004-06
Chuck Person	2005-07
Johnny Davis	2006-07
Leonard Perry	2006-07
Dick Harter	2007-10
Lester Conner	2007-10
Jay DeFruscio	2007-present
Frank Vogel	2007-present
Walter McCarty	2010-present
Vitaly Potapenko	2010-present

### ATHLETIC TRAINERS

Bernie Lareau	1967-70
David Craig	1970-05
Josh Corbeil	2005-present

### PRIMARY RADIO ANNOUNCERS

Jerry Baker	1967-68
Joe McConnell	1972-77
Bob Lamey	1977-84
Jerry Gross	1984-85
Greg Papa	1985-86
Greg Lucas	1986-87
Mike Inglis	1987-88
Mark Boyle	1988-present

### PRIMARY TV ANNOUNCERS

Brian Madden	1967-69
Don Hein	1970-74, 1977-79
Jerry Baker	1972-77, 1990-98
Bob Lamey	1979-83
Marty Brennaman	1983-84
Jerry Gross	1984-85
Eddie Doucette	1985-88
Bill Hazen	1988-89
Al Albert	1998-06
Chris Denari	2006-present

### PLAYING FACILITIES

State Fairgrounds Coliseum	1967-74
Market Square Arena	1974-99
Conseco Fieldhouse	1999-present

### PUBLICITY/MEDIA RELATIONS DIRECTORS

Jerry Kissel	1967-69
Tom Feske	1969-75
Bill Marvel	1975-76
Lee Daniel	1976-80
Ed McKee	1980-82
David Paitson	1982-85
Paul White	1985
Dale Ratermann	1985-94
David Benner	1994-present

## PACERS HONOR ROLL

## AMERICAN BASKETBALL ASSOCIATION

**MOST VALUABLE PLAYERS**

1968-69 .....	Mel Daniels
1970-71 .....	Mel Daniels
1974-75 .....	George McGinnis

**ALL-ROOKIE TEAM**

1967-68 .....	Bob Netolicky, F, 1st
1971-72 .....	George McGinnis, F, 1st
1974-75 .....	Billy Knight, F, 1st

**ALL-DEFENSIVE TEAM**

1974-75 .....	Don Buse, G, 1st
---------------	------------------

**ALL-LEAGUE TEAM**

1967-68 .....	Roger Brown, F, 2nd
1968-69 .....	Mel Daniels, C, 1st
1969-70 .....	Mel Daniels, C, 1st
	Roger Brown, F, 2nd
	Bob Netolicky, F, 2nd

1970-71 .....	Mel Daniels, C, 1st
	Roger Brown, F, 1st
1972-73 .....	George McGinnis, F, 2nd
	Mel Daniels, C, 2nd
1973-74 .....	George McGinnis, F, 1st
1974-75 .....	George McGinnis, F, 1st

## NATIONAL BASKETBALL ASSOCIATION

**COACH OF THE YEAR**

1980-81 .....	Jack McKinney
1997-98 .....	Larry Bird

**ROOKIE OF THE YEAR**

1986-87 .....	Chuck Person
---------------	--------------

**SIXTH MAN OF THE YEAR**

1990-91 .....	Detlef Schrempf
1991-92 .....	Detlef Schrempf

**MOST IMPROVED PLAYER**

1999-00 .....	Jalen Rose
2001-02 .....	Jermaine O'Neal
2008-09 .....	Danny Granger

**DEFENSIVE PLAYER  
OF THE YEAR**

2003-04 .....	Ron Artest
---------------	------------

**ALL-NBA TEAM**

1994-95 .....	Reggie Miller, 3rd
1995-96 .....	Reggie Miller, 3rd
1997-98 .....	Reggie Miller, 3rd
2001-02 .....	Jermaine O'Neal, 3rd
2002-03 .....	Jermaine O'Neal, 3rd
2003-04 .....	Ron Artest, 3rd
	Jermaine O'Neal, 2nd

**ALL-ROOKIE TEAM**

1981-82 .....	Herb Williams, C, 2nd
1982-83 .....	Clark Kellogg, F, 1st
1983-84 .....	Steve Stipanovich, C, 1st
1984-85 .....	Vern Fleming, G, 2nd
1985-86 .....	Wayman Tisdale, F, 2nd
1986-87 .....	Chuck Person, F, 1st
1987-88 .....	Reggie Miller, G, 2nd
1988-89 .....	Rik Smits, C, 1st
2001-02 .....	Jamaal Tinsley, G, 2nd
2005-06 .....	Danny Granger, F, 2nd

**ALL-DEFENSIVE TEAM**

1976-77 .....	Don Buse, G, 1st
1980-81 .....	Dudley Bradley, G, 2nd
1991-92 .....	Micheal Williams, G, 2nd
1994-95 .....	Derrick McKey, F, 2nd
1995-96 .....	Derrick McKey, F, 2nd
2002-03 .....	Ron Artest, F, 2nd
2003-04 .....	Ron Artest, F, 1st

**ALL-STAR GAME**

1976-77 .....	Don Buse, G, West
	Billy Knight, F, West
1989-90 .....	Reggie Miller, G, East
1992-93 .....	Detlef Schrempf, F, East
1994-95 .....	Reggie Miller, G, East
1995-96 .....	Reggie Miller, G, East
1997-98 .....	Larry Bird, Coach, East
	Reggie Miller, G, East
	Rik Smits, C, East
1999-00 .....	Dale Davis, F, East
	Reggie Miller, G, East
2001-02 .....	Jermaine O'Neal, F-C, East
2002-03 .....	Isiah Thomas, Coach, East
	Brad Miller, C, East
	Jermaine O'Neal, F, East
2003-04 .....	Rick Carlisle, Coach, East
	Ron Artest, F, East
	Jermaine O'Neal, F, East
2004-05 .....	Jermaine O'Neal, F, East
2005-06 .....	Jermaine O'Neal, F, East
2006-07 .....	Jermaine O'Neal, F, East
2008-09 .....	Danny Granger, F, East

**SLAM DUNK CONTEST**

1984-85 .....	Terrence Stansbury, 3rd
1985-86 .....	Terrence Stansbury, 3rd
1990-91 .....	Kenny Williams, 5th
1993-94 .....	Antonio Davis, 5th
2000-01 .....	Jonathan Bender, 4th
2003-04 .....	Fred Jones, 1st

**3-PT SHOOTOUT**

1988-89 .....	Reggie Miller, 4th
1989-90 .....	Reggie Miller, 2nd
1992-93 .....	Reggie Miller, 5th
1994-95 .....	Reggie Miller, 2nd
1997-98 .....	Reggie Miller, 1-7th
2008-09 .....	Danny Granger, 1-5th

**ROOKIE CHALLENGE**

1993-94 .....	Antonio Davis
1996-97 .....	Erick Dampier
2001-02 .....	Jamaal Tinsley
2002-03 .....	Jamaal Tinsley
2005-06 .....	Danny Granger
	Sarunas Jasikevicius
2006-07 .....	Danny Granger

**ROOKIE OF THE MONTH**

1982-83 .....	Clark Kellogg, December
1986-87 .....	Chuck Person, November
	Chuck Person, February
2001-02 .....	Jamaal Tinsley, November
	Jamaal Tinsley, March

**COACH OF THE MONTH**

1989-90 .....	Dick Versace, November
1993-94 .....	Larry Brown, February
1997-98 .....	Larry Bird, January
2000-01 .....	Isiah Thomas, April
2002-03 .....	Isiah Thomas, November
2003-04 .....	Rick Carlisle, November

**PLAYER OF THE MONTH**

1991-92 .....	Detlef Schrempf, February
2002-03 .....	Jermaine O'Neal, January
	Jermaine O'Neal, April
2003-04 .....	Jermaine O'Neal, December

**PLAYER OF THE WEEK**

1980-81 .....	Billy Knight, 11/16
1985-86 .....	Herb Williams, 4/7
1988-89 .....	Chuck Person, 3/6
1989-90 .....	Vern Fleming, 11/13
1990-91 .....	Reggie Miller, 2/25
1994-95 .....	Rik Smits, 3/12
1995-96 .....	Reggie Miller, 1/29
1997-98 .....	Rik Smits, 1/4
1999-00 .....	Jalen Rose, 3/19
2001-02 .....	Jermaine O'Neal, 12/24
2002-03 .....	Ron Artest, 11/18
	Jermaine O'Neal, 1/13
2003-04 .....	Ron Artest, 11/10; 3/29
2004-05 .....	Reggie Miller, 4/4
2007-08 .....	Danny Granger, 11/5

**J. WALTER KENNEDY  
CITIZENSHIP AWARD**

2003-04 .....	Reggie Miller
---------------	---------------

**COMMUNITY ASSIST  
AWARD**

2003-04 .....	Jermaine O'Neal, December
2006-07 .....	Jermaine O'Neal, December

## STATISTICAL LEADERS

NOTE: Due to incomplete records, statistics from the 1968-69 season are not complete in the following categories: Assists, 3-pt FGs, Total Rebounds, Offensive Rebounds, Defensive Rebounds, Minutes and Turnovers.

## SCORING AVERAGE

Minimum 1000 points

		TP	AVG
1967-68	Freddie Lewis	1565	20.6
1968-69	Mel Daniels	1824	24.0
1969-70	Roger Brown	1935	23.0
1970-71	Mel Daniels	1723	21.0
1971-72	Mel Daniels	1513	19.1
1972-73	George McGinnis	2261	27.6
1973-74	George McGinnis	2071	25.9
1974-75	George McGinnis	2353	29.8
1975-76	Billy Knight	1969	28.1
1976-77	Billy Knight	2075	26.6
1977-78	Rickey Sobers	1436	18.2
1978-79	Johnny Davis	1444	18.3
1979-80	Mickey Johnson	1566	19.1
1980-81	Billy Knight	1436	17.5
1981-82	Johnny Davis	1396	17.0
1982-83	Clark Kellogg	1625	20.1
1983-84	Clark Kellogg	1506	19.1
1984-85	Clark Kellogg	1432	18.6
1985-86	Herb Williams	1549	19.9
1986-87	Chuck Person	1541	18.8
1987-88	Chuck Person	1341	17.0
1988-89	Chuck Person	1728	21.6
1989-90	Reggie Miller	2016	24.6
1990-91	Reggie Miller	1855	22.6
1991-92	Reggie Miller	1695	20.7
1992-93	Reggie Miller	1736	21.2
1993-94	Reggie Miller	1574	19.9
1994-95	Reggie Miller	1588	19.6
1995-96	Reggie Miller	1606	21.1
1996-97	Reggie Miller	1751	21.6
1997-98	Reggie Miller	1578	19.5
1998-99	Reggie Miller	920	*18.4
1999-00	Jalen Rose	1457	18.2
2000-01	Jalen Rose	1478	20.5
2001-02	Jermaine O'Neal	1371	19.0
2002-03	Jermaine O'Neal	1600	20.8
2003-04	Jermaine O'Neal	1566	20.1
2004-05	Jermaine O'Neal	1068	24.3
2005-06	Jermaine O'Neal	1024	20.1
2006-07	Jermaine O'Neal	1339	19.4
2007-08	Danny Granger	1567	19.6
2008-09	Danny Granger	1728	25.8
2009-10	Danny Granger	1497	24.1

## POINTS

		TP	AVG
1967-68	Freddie Lewis	1565	20.6
1968-69	Mel Daniels	1824	24.0
1969-70	Roger Brown	1935	23.0
1970-71	Mel Daniels	1723	21.0
1971-72	Mel Daniels	1513	19.1
1972-73	George McGinnis	2261	27.6
1973-74	George McGinnis	2071	25.9
1974-75	George McGinnis	2353	29.8
1975-76	Billy Knight	1969	28.1
1976-77	Billy Knight	2075	26.6
1977-78	Rickey Sobers	1436	18.2
1978-79	Johnny Davis	1444	18.3
1979-80	Mickey Johnson	1566	19.1
1980-81	Billy Knight	1436	17.5
1981-82	Johnny Davis	1396	17.0
1982-83	Clark Kellogg	1625	20.1
1983-84	Clark Kellogg	1506	19.1
1984-85	Clark Kellogg	1432	18.6
1985-86	Herb Williams	1549	19.9
1986-87	Chuck Person	1541	18.8
1987-88	Chuck Person	1341	17.0
1988-89	Chuck Person	1728	21.6
1989-90	Reggie Miller	2016	24.6
1990-91	Reggie Miller	1855	22.6
1991-92	Reggie Miller	1695	20.7
1992-93	Reggie Miller	1736	21.2
1993-94	Reggie Miller	1574	19.9
1994-95	Reggie Miller	1588	19.6
1995-96	Reggie Miller	1606	21.1
1996-97	Reggie Miller	1751	21.6
1997-98	Reggie Miller	1578	19.5
1998-99	Reggie Miller	920	18.4
1999-00	Reggie Miller	1470	18.1
2000-01	Reggie Miller	1527	18.9
2001-02	Jermaine O'Neal	1371	19.0
2002-03	Jermaine O'Neal	1600	20.8
2003-04	Jermaine O'Neal	1566	20.1
2004-05	Jermaine O'Neal	1068	24.3
2005-06	Stephen Jackson	1329	16.4
2006-07	Jermaine O'Neal	1339	19.4
2007-08	Danny Granger	1567	19.6
2008-09	Danny Granger	1728	25.8
2009-10	Danny Granger	1497	24.1

\* 1998-99 season was shortened to 50 games



## STATISTICAL LEADERS

## FG PERCENTAGE

Minimum of 300 FGA

		PCT	FG-FGA
1967-68	Bob Netolicky	.504	468-928
1968-69	Bob Netolicky	.509	583-1145
1969-70	Art Becker	.521	309-593
1970-71	Mel Daniels	.514	698-1357
1971-72	Mel Daniels	.505	598-1184
1972-73	George McGinnis	.495	868-1755
1973-74	Darnell Hillman	.498	328-658
1974-75	Billy Knight	.534	580-1087
1975-76	Billy Knight	.494	774-1567
1976-77	Billy Knight	.493	831-1687
1977-78	Dan Roundfield	.489	421-861
1978-79	Billy Knight	.528	441-835
1979-80	Billy Knight	.533	385-722
1980-81	Billy Knight	.533	546-1025
1981-82	Louis Orr	.497	357-719
1982-83	Billy Knight	.520	512-984
1983-84	Jerry Sichting	.532	397-746
1984-85	Jerry Sichting	.521	325-624
1985-86	Wayman Tisdale	.515	516-1002
1986-87	Wayman Tisdale	.513	458-892
1987-88	Vern Fleming	.523	442-845
1988-89	Rik Smits	.517	386-746
1989-90	Rik Smits	.533	515-967
1990-91	Vern Fleming	.531	356-671
1991-92	Detlef Schrempf	.536	496-925
1992-93	Dale Davis	.568	304-535
1993-94	Rik Smits	.534	493-923
1994-95	Dale Davis	.563	324-576
1995-96	Dale Davis	.558	334-599
1996-97	Dale Davis	.538	370-688
1997-98	Dale Davis	.548	273-498
1998-99	Dale Davis	.533	161-302
1999-00	Dale Davis	.502	302-602
2000-01	Jermaine O'Neal	.465	404-868
2001-02	Jermaine O'Neal	.479	543-1133
2002-03	Brad Miller	.493	329-667
2003-04	Jeff Foster	.544	197-362
2004-05	Jeff Foster	.519	168-324
2005-06	Jermaine O'Neal	.472	380-805
2006-07	Troy Murphy	.460	185-402
2007-08	Jeff Foster	.550	205-373
2008-09	Rasho Nesterovic	.513	224-437
2009-10	Roy Hibbert	.495	387-782

## 3-PT FG PERCENTAGE

To rank in the NBA's Top 10 in 3-pt FGS, the league minimum for 3-pt FGS is 55 FGM. Statistics below indicate Pacers' season leader by percentage.

		PCT	FG-FGA
1967-68	Jim Rayl	.326	57-175
1968-69	Jim Rayl	.370	34-92
1969-70	Roger Brown	.333	40-120
1970-71	Billy Keller	.365	84-230
1971-72	Billy Keller	.331	56-169
1972-73	Roger Brown	.356	42-118
1973-74	Billy Keller	.382	50-131
1974-75	George McGinnis	.354	62-175
1975-76	Billy Keller	.352	123-349
1976-77 to 1978-79 No 3-pt FGs in NBA			
1979-80	Joe Hassett	.348	69-198
1980-81	Don Buse	.328	19-58
1981-82	Don Buse	.386	73-189
1982-83	Butch Carter	.333	17-51
1983-84	Butch Carter	.326	15-46
1984-85	Clark Kellogg	.500	7-14
1985-86	Clark Kellogg	.308	4-13
1986-87	Chuck Person	.355	49-138
1987-88	John Long	.442	34-77
1988-89	Reggie Miller	.402	98-244
1989-90	Reggie Miller	.414	150-362
1990-91	Detlef Schrempf	.375	15-40
1991-92	Reggie Miller	.378	129-341
1992-93	Reggie Miller	.399	167-419
1993-94	Reggie Miller	.421	123-292
1994-95	Reggie Miller	.415	195-470
1995-96	Mark Jackson	.430	64-149
1996-97	Reggie Miller	.427	229-536
1997-98	Chris Mullin	.440	107-243
1998-99	Chris Mullin	.465	73-157
1999-00	Derrick McKey	.435	10-23
2000-01	Travis Best	.381	37-97
2001-02	Reggie Miller	.406	180-443
2002-03	Erick Strickland	.388	62-160
2003-04	Jonathan Bender	.409	9-22
2004-05	Ron Artest	.412	7-17
2005-06	Peja Stojakovic	.404	91-225
2006-07	Al Harrington	.458	54-118
2007-08	Mike Dunleavy	.424	165-389
2008-09	Troy Murphy	.450	161-358
2009-10	Brandon Rush	.411	124-302

## STATISTICAL LEADERS

## FT PERCENTAGE

Minimum of 100 FTA

		PCT	FT-FTA
1967-68	Freddie Lewis	.798	465-583
1968-69	Freddie Lewis	.822	419-510
1969-70	Billy Keller	.850	164-193
1970-71	Billy Keller	.867	267-308
1971-72	Billy Keller	.879	153-174
1972-73	Billy Keller	.870	234-269
1973-74	Billy Keller	.870	107-123
1974-75	Billy Keller	.883	113-128
1975-76	Billy Keller	.896	164-183
1976-77	Dave Robisch	.832	213-256
1977-78	Ricky Sobers	.825	330-400
1978-79	Ricky Sobers	.882	298-338
1979-80	Johnny Davis	.864	304-352
1980-81	Billy Knight	.832	341-410
1981-82	Billy Knight	.826	233-282
1982-83	Jerry Sichting	.860	92-107
1983-84	Jerry Sichting	.867	117-135
1984-85	Jerry Sichting	.875	112-128
1985-86	Clint Richardson	.837	123-147
1986-87	John Long	.890	219-246
1987-88	John Long	.907	166-183
1988-89	Scott Skiles	.903	130-144
1989-90	Reggie Miller	.868	544-627
1990-91	Reggie Miller	.918	551-600
1991-92	Micheal Williams	.871	372-427
1992-93	Reggie Miller	.880	427-485
1993-94	Reggie Miller	.908	403-444
1994-95	Reggie Miller	.897	383-427
1995-96	Reggie Miller	.863	430-498
1996-97	Reggie Miller	.880	418-475
1997-98	Chris Mullin	.939	154-164
1998-99	Reggie Miller	.915	226-247
1999-00	Reggie Miller	.919	373-406
2000-01	Reggie Miller	.928	323-348
2001-02	Reggie Miller	.911	296-325
2002-03	Reggie Miller	.900	207-230
2003-04	Austin Croshere	.894	93-104
2004-05	Reggie Miller	.933	250-268
2005-06	Sarunas Jasikevicius	.910	121-133
2006-07	Stephen Jackson	.822	120-146
2007-08	Danny Granger	.852	322-378
2008-09	Danny Granger	.878	404-460
2009-10	Danny Granger	.848	363-428

## REBOUNDS

		REB	AVG
1967-68	Bob Netolicky	819	11.5
1968-69	Mel Daniels	1256	16.5
1969-70	Mel Daniels	1462	17.6
1970-71	Mel Daniels	1475	18.0
1971-72	Mel Daniels	1297	16.4
1972-73	Mel Daniels	1247	15.4
1973-74	George McGinnis	1197	15.0
1974-75	George McGinnis	1126	14.3
1975-76	Len Elmore	819	10.8
1976-77	Darnell Hillman	693	8.5
1977-78	Dan Roundfield	802	10.2
1978-79	James Edwards	693	8.5
1979-80	Mickey Johnson	681	8.3
1980-81	James Edwards	571	7.0
1981-82	Herb Williams	605	7.4
1982-83	Clark Kellogg	860	10.6
1983-84	Clark Kellogg	719	9.1
1984-85	Clark Kellogg	724	9.4
1985-86	Herb Williams	710	9.1
1986-87	Chuck Person	677	8.3
1987-88	Steve Stipanovich	662	8.3
1988-89	Chuck Person	516	6.5
1989-90	LaSalle Thompson	630	7.7
1990-91	Detlef Schrempf	660	8.0
1991-92	Detlef Schrempf	770	9.6
1992-93	Detlef Schrempf	780	9.5
1993-94	Dale Davis	718	10.9
1994-95	Dale Davis	696	9.4
1995-96	Dale Davis	709	9.1
1996-97	Dale Davis	772	9.7
1997-98	Dale Davis	611	7.8
1998-99	Dale Davis	416	8.3
1999-00	Dale Davis	729	9.9
2000-01	Jermaine O'Neal	794	9.8
2001-02	Jermaine O'Neal	757	10.5
2002-03	Jermaine O'Neal	796	10.3
2003-04	Jermaine O'Neal	778	10.0
2004-05	Jeff Foster	550	9.0
2005-06	Jermaine O'Neal	476	9.3
2006-07	Jermaine O'Neal	661	9.6
2007-08	Jeff Foster	668	8.7
2008-09	Troy Murphy	861	11.8
2009-10	Troy Murphy	737	10.2

## STATISTICAL LEADERS

## ASSISTS

		AST	AVG
1967-68	Roger Brown	327	4.3
1968-69	Freddie Lewis	346	4.4
1969-70	Roger Brown	392	4.7
1970-71	Billy Keller	437	5.3
1971-72	Freddie Lewis	362	4.7
1972-73	Billy Keller	361	4.3
1973-74	Freddie Lewis	322	4.1
1974-75	George McGinnis	495	6.3
1975-76	Don Buse	689	8.2
1976-77	Don Buse	685	8.5
1977-78	Ricky Sobers	584	7.4
1978-79	Johnny Davis	453	5.7
1979-80	Johnny Davis	440	5.4
1980-81	Johnny Davis	480	6.3
1981-82	Don Buse	407	5.0
1982-83	Jerry Sichting	433	5.6
1983-84	Jerry Sichting	457	5.7
1984-85	Jerry Sichting	264	3.8
1985-86	Vern Fleming	505	6.3
1986-87	Vern Fleming	473	5.8
1987-88	Vern Fleming	568	7.1
1988-89	Vern Fleming	494	6.5
1989-90	Vern Fleming	610	7.4
1990-91	Vern Fleming	369	5.3
1991-92	Micheal Williams	647	8.2
1992-93	Pooh Richardson	573	7.7
1993-94	Haywoode Workman	404	6.2
1994-95	Mark Jackson	616	7.5
1995-96	Mark Jackson	635	7.8
1996-97	Travis Best	318	4.2
1997-98	Mark Jackson	713	8.7
1998-99	Mark Jackson	386	7.9
1999-00	Mark Jackson	650	8.0
2000-01	Travis Best	473	6.1
2001-02	Jamaal Tinsley	647	8.1
2002-03	Jamaal Tinsley	548	7.5
2003-04	Jamaal Tinsley	303	5.8
2004-05	Jamaal Tinsley	257	6.4
2005-06	Anthony Johnson	324	4.3
2006-07	Jamaal Tinsley	494	6.9
2007-08	Jamaal Tinsley	326	8.4
2008-09	T.J. Ford	392	5.3
2009-10	Earl Watson	399	5.1

## BLOCKED SHOTS

Blocked shots not recorded until 1972-73

		BS	AVG
1972-73	Mel Daniels	157	1.9
1973-74	Darnell Hillman	177	2.1
1974-75	Darnell Hillman	133	1.6
1975-76	Len Elmore	178	2.3
1976-77	Dan Roundfield	131	2.1
1977-78	Dan Roundfield	149	1.9
1978-79	James Edwards	109	1.3
1979-80	Clemon Johnson	121	1.5
1980-81	James Edwards	128	1.6
1981-82	Herb Williams	178	2.2
1982-83	Herb Williams	171	2.2
1983-84	Herb Williams	108	1.6
1984-85	Herb Williams	134	1.8
1985-86	Herb Williams	184	2.4
1986-87	Steve Stipanovich	97	1.2
1987-88	Herb Williams	146	1.9
1988-89	Rik Smits	151	1.8
1989-90	Rik Smits	169	2.1
1990-91	Rik Smits	111	1.5
1991-92	Rik Smits	100	1.4
1992-93	Dale Davis	148	1.8
1993-94	Dale Davis	106	1.6
1994-95	Dale Davis	116	1.6
1995-96	Dale Davis	112	1.4
1996-97	Antonio Davis	84	1.0
1997-98	Rik Smits	88	1.2
1998-99	Dale Davis	57	1.1
1999-00	Rik Smits	100	1.3
2000-01	Jermaine O'Neal	228	2.8
2001-02	Jermaine O'Neal	166	2.3
2002-03	Jermaine O'Neal	178	2.3
2003-04	Jermaine O'Neal	199	2.6
2004-05	Jermaine O'Neal	88	2.0
2005-06	Jermaine O'Neal	117	2.3
2006-07	Jermaine O'Neal	182	2.6
2007-08	Jermaine O'Neal	87	2.1
2008-09	Danny Granger	97	1.4
2009-10	Roy Hibbert	131	1.6

## STATISTICAL LEADERS

## STEALS

Steals not recorded until 1972-73

		ST	AVG
1972-73	George McGinnis	157	1.9
1973-74	George McGinnis	159	2.0
1974-75	George McGinnis	206	2.6
1975-76	Don Buse	346	4.1
1976-77	Don Buse	281	3.5
1977-78	Ricky Sobers	170	2.2
1978-79	Ricky Sobers	138	1.7
1979-80	Dudley Bradley	211	2.6
1980-81	Dudley Bradley	186	2.3
1981-82	Don Buse	164	2.0
1982-83	Clark Kellogg	141	1.7
1983-84	Butch Carter	128	1.8
1984-85	Vern Fleming	99	1.2
1985-86	Vern Fleming	131	1.6
1986-87	Vern Fleming	109	1.3
1987-88	Vern Fleming	115	1.4
1988-89	Reggie Miller	93	1.3
1989-90	Reggie Miller	110	1.3
1990-91	Micheal Williams	150	2.1
1991-92	Micheal Williams	233	2.9
1992-93	Reggie Miller	120	1.5
1993-94	Reggie Miller	119	1.5
1994-95	Derrick McKey	125	1.5
1995-96	Mark Jackson	100	1.2
1996-97	Travis Best	98	1.3
1997-98	Chris Mullin	95	1.2
1998-99	Jalen Rose	50	1.0
1999-00	Reggie Miller	85	1.1
2000-01	Travis Best	110	1.6
2001-02	Jamaal Tinsley	138	1.7
2002-03	Ron Artest	159	2.3
2003-04	Ron Artest	152	2.1
2004-05	Jamaal Tinsley	81	2.0
2005-06	Stephen Jackson	104	1.3
2006-07	Jamaal Tinsley	117	1.6
2007-08	Danny Granger	95	1.2
2008-09	T.J. Ford	89	1.2
2009-10	Earl Watson	104	1.3

## FRANCHISE TOP 10

## SEASONS

1. Reggie Miller.....	18
2. Rik Smits.....	12
3. Vern Fleming.....	11
<b>Jeff Foster</b> .....	11
5. Dale Davis.....	10
6. Austin Croshere.....	9
7. Roger Brown.....	8
Billy Knight	
Freddie Lewis	
Derrick McKey	
Bob Netolicky	
LaSalle Thompson	
Herb Williams	

## GAMES

1. Reggie Miller.....	1,389
2. Rik Smits.....	867
3. Vern Fleming.....	816
4. <b>Jeff Foster</b> .....	697
5. Dale Davis.....	671
6. Billy Knight.....	585
7. Herb Williams.....	577
8. Freddie Lewis.....	575
9. Roger Brown.....	559
10. Billy Keller.....	556

## MINUTES

1. Reggie Miller.....	47,619
2. Rik Smits.....	23,100
3. Vern Fleming.....	22,974
4. Roger Brown.....	20,315
5. Dale Davis.....	19,814
6. Freddie Lewis.....	19,534
7. Herb Williams.....	18,455
8. Jermaine O'Neal.....	17,997
9. Billy Knight.....	17,787
10. Mel Daniels.....	17,756

## FIELD GOALS MADE

1. Reggie Miller.....	8,241
2. Rik Smits.....	5,301
3. Billy Knight.....	4,228
4. Chuck Person.....	3,762
5. Vern Fleming.....	3,737
6. Mel Daniels.....	3,700
7. Roger Brown.....	3,699
8. Jermaine O'Neal.....	3,654
9. George McGinnis.....	3,616
10. Herb Williams.....	3,606

## FIELD GOALS ATTEMPTED

1. Reggie Miller.....	17,499
2. Rik Smits.....	10,461
3. Billy Knight.....	8,235
4. Jermaine O'Neal.....	7,973
5. Roger Brown.....	7,852
6. George McGinnis.....	7,822
7. Chuck Person.....	7,820
8. Mel Daniels.....	7,666
9. Freddie Lewis.....	7,627
10. Herb Williams.....	7,576

## FIELD GOAL PERCENTAGE

Minimum 600 FGM

1. Dale Davis.....	.543
2. Billy Knight.....	.513
3. Wayman Tisdale.....	.512
4. Detlef Schrempf.....	.511
5. Alex English.....	.508
6. Rik Smits.....	.507
7. Vern Fleming.....	.503
8. Clemon Johnson.....	.502
9. Jerry Sichting.....	.501
10. Jeff Foster.....	.498

## 3-PT FIELD GOALS MADE

1. Reggie Miller.....	*2,560
2. <b>Danny Granger</b> .....	.651
3. Billy Keller.....	.506
4. Chuck Person.....	.466
5. Troy Murphy.....	.419
6. Austin Croshere.....	.376
7. Jamaal Tinsley.....	.340
8. <b>Mike Dunleavy</b> .....	.306
9. Roger Brown.....	.280
10. Mark Jackson.....	.273

## 3-PT FG ATTEMPTED

1. Reggie Miller.....	*6,486
2. <b>Danny Granger</b> .....	1,692
3. Billy Keller.....	1,495
4. Chuck Person.....	1,330
5. Jamaal Tinsley.....	1,108
6. Austin Croshere.....	1,095
7. Troy Murphy.....	1,015
8. Roger Brown.....	.883
9. <b>Mike Dunleavy</b> .....	.835
10. Freddie Lewis.....	.810

## 3-PT FG PERCENTAGE

Minimum 50 3-PT FGM

1. Chris Mullin.....	.441
2. Troy Murphy.....	.413
3. Peja Stojakovic.....	.404
4. Reggie Miller.....	.395
<b>Brandon Rush</b> .....	.395
6. James Jones.....	.394
7. Kareem Rush.....	.389
8. Sam Perkins.....	.388
Erick Strickland.....	.388
10. <b>Danny Granger</b> .....	.385

\* NBA Record

## FREE THROWS MADE

1. Reggie Miller.....	6,237
2. Freddie Lewis.....	2,511
3. Roger Brown.....	2,380
4. Billy Knight.....	2,295
5. Rik Smits.....	2,266
6. Jermaine O'Neal.....	2,258
7. George McGinnis.....	2,231
8. Vern Fleming.....	2,026
9. Mel Daniels.....	1,912
10. Detlef Schrempf.....	1,879

## FREE THROWS ATTEMPTED

1. Reggie Miller.....	7,026
2. George McGinnis.....	3,433
3. Jermaine O'Neal.....	3,140
4. Freddie Lewis.....	3,080
5. Roger Brown.....	3,006
6. Rik Smits.....	2,932
7. Mel Daniels.....	2,815
8. Billy Knight.....	2,778
9. Vern Fleming.....	2,649
10. Detlef Schrempf.....	2,312

## FREE THROW PERCENTAGE

Minimum 250 FTM

1. Chris Mullin.....	.912
2. John Long.....	.902
3. Reggie Miller.....	.888
4. Micheal Williams.....	.875
5. Billy Keller.....	.872
6. Austin Croshere.....	.862
7. Jerry Sichting.....	.852
8. Ricky Sobers.....	.851
9. <b>Danny Granger</b> .....	.843
10. <b>T.J. Ford</b> .....	.839

## FRANCHISE TOP 10

### OFFENSIVE REBOUNDS

1. Dale Davis .....	2,276
2. Mel Daniels .....	2,182
3. <b>Jeff Foster</b> .....	1,922
4. George McGinnis .....	1,887
5. Bob Netolicky .....	1,729
6. Rik Smits .....	1,531
7. Billy Knight .....	1,430
8. Darnell Hillman .....	1,340
9. Jermaine O'Neal .....	1,254
10. Roger Brown .....	1,234

### ASSISTS

1. Reggie Miller .....	4,141
2. Vern Fleming .....	4,038
3. Mark Jackson .....	3,294
4. Jamaal Tinsley .....	2,786
5. Don Buse .....	2,737
6. Freddie Lewis .....	2,279
7. Roger Brown .....	2,214
8. Billy Keller .....	1,980
9. Travis Best .....	1,785
10. Chuck Person .....	1,743

### TURNOVERS

1. Reggie Miller .....	2,409
2. George McGinnis .....	1,917
3. Vern Fleming .....	1,613
4. Rik Smits .....	1,579
5. Mel Daniels .....	1,538
6. Herb Williams .....	1,420
7. Roger Brown .....	1,414
8. Freddie Lewis .....	1,361
9. Chuck Person .....	1,299
10. Jermaine O'Neal .....	1,287

### DEFENSIVE REBOUNDS

1. Mel Daniels .....	5,461
2. Rik Smits .....	3,746
3. Dale Davis .....	3,730
4. Jermaine O'Neal .....	3,679
5. Herb Williams .....	3,342
6. George McGinnis .....	3,332
7. Reggie Miller .....	3,299
8. <b>Jeff Foster</b> .....	2,933
9. Bob Netolicky .....	2,837
10. Darnell Hillman .....	2,659

### PERSONAL FOULS

1. Rik Smits .....	3,011
2. Reggie Miller .....	2,730
3. Dale Davis .....	1,982
4. Vern Fleming .....	1,888
5. Roger Brown .....	1,849
6. George McGinnis .....	1,792
7. Jermaine O'Neal .....	1,785
8. <b>Jeff Foster</b> .....	1,768
9. Mel Daniels .....	1,764
10. Herb Williams .....	1,740

### BLOCKED SHOTS

1. Jermaine O'Neal .....	1,245
2. Rik Smits .....	1,111
3. Herb Williams .....	1,094
4. Dale Davis .....	904
5. Darnell Hillman .....	612
6. Len Elmore .....	423
7. Clemon Johnson .....	415
8. James Edwards .....	391
9. Steve Stipanovich .....	380
10. Antonio Davis .....	377

### TOTAL REBOUNDS

1. Mel Daniels .....	7,643
2. Dale Davis .....	6,006
3. Rik Smits .....	5,277
4. George McGinnis .....	5,219
5. Jermaine O'Neal .....	4,933
6. <b>Jeff Foster</b> .....	4,855
7. Bob Netolicky .....	4,566
8. Herb Williams .....	4,494
9. Reggie Miller .....	4,182
10. Darnell Hillman .....	3,999

### DISQUALIFICATIONS

1. Rik Smits .....	73
2. Darnell Hillman .....	53
3. Mel Daniels .....	44
James Edwards .....	44
5. Mike Bantom .....	42
Roger Brown .....	42
7. George McGinnis .....	41
8. Jermaine O'Neal .....	27
Chuck Person .....	27
10. Len Elmore .....	26
Steve Stipanovich .....	26

### POINTS

1. Reggie Miller .....	25,279
2. Rik Smits .....	12,871
3. Billy Knight .....	10,780
4. Roger Brown .....	10,058
5. Jermaine O'Neal .....	9,580
6. George McGinnis .....	9,545
7. Vern Fleming .....	9,535
8. Mel Daniels .....	9,314
9. Freddie Lewis .....	9,257
10. Chuck Person .....	9,096

### REBOUND AVERAGE

Minimum 150 GAMES

1. Mel Daniels .....	15.96
2. George McGinnis .....	10.72
3. Jermaine O'Neal .....	9.60
4. Clark Kellogg .....	9.55
5. Troy Murphy .....	9.15
6. Dale Davis .....	8.95
7. Bob Netolicky .....	8.87
8. Detlef Schrempf .....	8.64
9. Darnell Hillman .....	8.38
10. Dave Robisch .....	7.82

### STEALS

1. Reggie Miller .....	1,505
2. Don Buse .....	1,284
3. Vern Fleming .....	885
4. George McGinnis .....	752
5. Jamaal Tinsley .....	660
6. Billy Knight .....	651
7. Derrick McKey .....	512
8. Travis Best .....	488
9. <b>Jeff Foster</b> .....	475
10. Dale Davis .....	468

### SCORING AVERAGE

Minimum 150 GAMES

1. George McGinnis .....	19.60
2. Mel Daniels .....	19.44
3. Chuck Person .....	18.99
4. Clark Kellogg .....	18.92
5. Jermaine O'Neal .....	18.64
6. Billy Knight .....	18.43
7. Reggie Miller .....	18.20
8. Roger Brown .....	17.99
9. Ricky Sobers .....	17.75
10. <b>Danny Granger</b> .....	17.67

NOTE: Steals and Turnovers were not recorded from 1967-68 through 1971-72.

## INDIVIDUAL RECORDS - INDIVIDUAL GAMES

Franchise records listed include all games from the Pacers' ABA and NBA years. If a franchise record was set during the ABA years, the NBA record is also listed.

**MINUTES PLAYED**

<b>Pacers Franchise:</b> .....	61
Jalen Rose at Houston, 3ot.....	3/13/01
<b>Home:</b> .....	56
Jamaal Tinsley vs. Dallas (CF), 2ot.....	2/5/02
<b>Opponents Franchise:</b> .....	58
Cuttino Mobley at Houston, 3ot.....	3/13/01
<b>Home:</b> .....	57
Michael Finley, Dallas (MSA), 2ot 3/31/98	
Michael Finley, Dallas (CF), 2ot....	2/5/02

**FIELD GOALS MADE**

<b>Pacers Franchise:</b> .....	25
Mel Daniels vs. New York.....	3/18/69
<b>NBA:</b> .....	20
Billy Knight vs. San Diego.....	1/25/80
Rik Smits vs. L.A. Clippers ...	12/10/95
<b>Home:</b> .....	20
Billy Knight vs. San Diego (MSA) .....	1/25/80
Rik Smits vs. L.A. Clippers (MSA) .....	12/10/95
<b>Opponents Franchise:</b> .....	24
Chris Webber at Sacramento, ot.....	1/5/01
<b>Home:</b> .....	21
George Gervin, San Antonio (MSA) .....	1/23/80

**FIELD GOALS ATTEMPTED**

<b>Pacers Franchise:</b> .....	38
Mel Daniels vs. New York.....	3/18/69
<b>NBA:</b> .....	34
John Williamson vs. GS ..... 11/23/77	
Jalen Rose at Houston, 3ot.....	3/13/01
<b>Home:</b> .....	34
John Williamson vs. GS (MSA) .....	11/23/77
<b>Opponents Franchise:</b> .....	47
Chris Webber at Sacramento, ot.....	1/5/01
<b>Home:</b> .....	39
Pete Maravich, NO, 2ot (MSA) .....	3/27/77

**FIELD GOAL PERCENTAGE**

<b>Pacers Franchise:</b> .....	1.000
Roger Brown vs. Den. (14-14) 1/25/69	
<b>NBA:</b> .....	1.000
Vern Fleming vs. Cha. (9-9) ..	12/21/90
Dale Davis vs. Cle. (9-9) .....	1/7/97
<b>Home:</b> .....	1.000
Vern Fleming vs. Cha. (MSA) (9-9).....	12/21/90
Dale Davis vs. Cle. (MSA) (9-9)	1/7/97
<b>Opponents Franchise:</b> .....	1.000
Lester Conner, GS (10-10) .....	1/21/85
<b>Home:</b> .....	1.000
Lester Conner, GS (MSA) (10-10) .....	1/21/85

**3-PT FG MADE**

<b>Pacers Franchise:</b> .....	8
Reggie Miller at Milwaukee .....	4/18/93
Reggie Miller at Charlotte.....	3/28/97
<b>Home:</b> .....	7
Reggie Miller vs. Phoenix (MSA) .....	1/3/97
Reggie Miller vs. Milwaukee (CF) .....	11/8/00
Reggie Miller vs. Minnesota (CF) .....	2/25/01
Reggie Miller vs. L.A. Lakers (CF) .....	4/11/01
Reggie Miller vs. Atlanta, ot (CF) .....	2/14/03
Reggie Miller vs. San Antonio (CF) .....	1/16/04
Troy Murphy vs. Utah (CF) .....	3/10/09
<b>Opponents Franchise:</b> .....	8
John Starks at New York.....	1/10/95
Dennis Scott, Orlando.....	2/21/96
Tracy McGrady, Orlando .....	1/6/04
<b>Home:</b> .....	8
Tracy McGrady, Orlando ... (CF)1/6/04	
Dennis Scott, Orlando (MSA) ..	2/21/96

**3-PT FG ATTEMPTED**

<b>Pacers Franchise:</b> .....	16
Reggie Miller at Milwaukee .....	4/18/93
<b>Home:</b> .....	14
Reggie Miller vs. Phoenix (MSA) .....	1/3/97
<b>Opponents Franchise:</b> .....	15
Jamal Crawford, Chicago.....	4/14/04
<b>Home:</b> .....	15
Jamal Crawford, Chicago (CF)...	4/14/04

**3-PT FG PERCENTAGE**

<b>Pacers Franchise:</b> .....	1.000
Chuck Person at Phoenix (6-6)2/11/87	
Chris Mullin vs. LAC (6-6) .....	3/31/98
Sam Perkins at Toronto (6-6) ...	4/2/00
<b>Home:</b> .....	1.000
Chris Mullin vs. LAC (6-6) (MSA) .....	3/31/98
<b>Opponents Franchise:</b> .....	1.000
Craig Ehlo at Atlanta (5-5) .....	1/30/96
Jumaine Jones, Cle. (5-5).....	2/11/03
Damon Jones, Miami, ot (5-5) 3/31/05	
Daniel Gibson, Cleveland (5-5) .....	2/20/08
<b>Home:</b> .....	1.000
Bostjan Nachbar, NJ (CF) (6-6) .....	4/15/07

**FREE THROWS MADE**

<b>Pacers Franchise:</b> .....	22
Detlef Schrempf at GS .....	12/8/92
<b>Home:</b> .....	19
Jermaine O'Neal vs. Mil. (CF) ...	1/4/05
<b>Opponents Franchise:</b> .....	18
John Drew, Utah .....	3/25/83
Patrick Ewing at New York .....	1/10/91
<b>Home:</b> .....	18
Kevin Martin, Sacramento (CF) ..	2/25/07
John Drew, Utah (MSA) .....	3/25/83

**FREE THROWS ATTEMPTED**

<b>Pacers Franchise:</b> .....	25
Jermaine O'Neal vs. Milwaukee ...	1/4/05
<b>Home:</b> .....	25
Jermaine O'Neal vs. Mil. (CF) ...	1/4/05
<b>Opponents Franchise:</b> .....	25
Moses Malone, Philadelphia .....	4/6/85
<b>Home:</b> .....	25
Moses Malone, Philadelphia (MSA) .....	4/6/85



## INDIVIDUAL RECORDS - INDIVIDUAL GAMES

## FREE THROW PERCENTAGE

<b>Pacers Franchise:</b> .....	1.000
Billy Knight vs. Phil. (17-17)....	3/15/83
Danny Granger vs. GS (17-17) .....	12/17/08
<b>Home:</b> .....	1.000
Billy Knight vs. Phi. (MSA) (17-17) .....	3/15/83
Danny Granger vs. Golden State (CF) (17-17) .....	12/17/08
<b>Opponents Franchise:</b> .....	1.000
Michael Williams at Minn. (16-16) .....	4/7/93
<b>Home:</b> .....	1.000
Amar'e Stoudemire, Phoenix (CF) (15-15) .....	11/5/08

## OFFENSIVE REBOUNDS

<b>Pacers Franchise:</b> .....	16
George McGinnis vs. Carolina.....	1/12/74
<b>NBA:</b> .....	12
Darnell Hillman vs. NO .....	3/27/77
Clemon Johnson vs. Chicago ..	3/28/82
Dale Davis vs. San Antonio ...	12/30/93
Jeff Foster vs. Sacramento ...	12/11/04
Jeff Foster at Denver .....	12/2/06
<b>Home:</b> .....	12
Darnell Hillman vs. NO (MSA) .....	3/27/77
Clemon Johnson vs. Chicago (MSA) .....	3/28/82
Dale Davis vs. San Antonio (MSA) .....	12/30/93
Jeff Foster vs. Sacramento (CF) .....	12/11/04
<b>Opponents Franchise:</b> .....	18
Dennis Rodman at Detroit.....	3/4/92
<b>Home:</b> .....	14
Moses Malone, Houston (MSA)...	3/11/77
Dennis Rodman, San Antonio (MSA) .....	1/22/95

## DEFENSIVE REBOUNDS

<b>Pacers Franchise:</b> .....	26
Mel Daniels at Miami.....	12/29/71
<b>NBA:</b> .....	25
Herb Williams vs. Denver .....	1/23/89
<b>Home:</b> .....	25
Herb Williams vs. Denver (MSA) .....	1/23/89
<b>Opponents Franchise:</b> .....	23
Bob McAdoo, Buffalo.....	12/7/76
<b>Home:</b> .....	23
Bob McAdoo, Buffalo (MSA)...	12/7/76

## TOTAL REBOUNDS

<b>Pacers Franchise:</b> .....	37
George McGinnis vs. Carolina.....	1/12/74
<b>NBA:</b> .....	29
Herb Williams vs. Denver.....	1/23/89
<b>Home:</b> .....	29
Herb Williams vs. Denver (MSA) .....	1/23/89
<b>Opponents Franchise:</b> .....	34
Dennis Rodman at Detroit.....	3/4/92
<b>Home:</b> .....	29
Bob McAdoo, Buffalo (MSA)...	12/7/76

## ASSISTS

<b>Pacers Franchise:</b> .....	23
Jamaal Tinsley vs. Wash.....	11/22/01
<b>Home:</b> .....	23
Jamaal Tinsley vs. Was (CF)...	11/22/01
<b>Opponents Franchise:</b> .....	21
Earvin Johnson at LAL .....	12/16/90
<b>Home:</b> .....	21
Earvin Johnson, L.A. Lakers (MSA) .....	12/16/90

## STEALS

<b>Pacers Franchise:</b> .....	9
Don Buse vs. St. Louis.....	12/17/75
Dudley Bradley at Utah.....	11/10/80
Dudley Bradley vs. Cleveland...	11/29/80
<b>Home:</b> .....	9
Dudley Bradley vs. Cle. (MSA) .....	11/29/80
<b>Opponents Franchise:</b> .....	10
Johnny Moore at San Antonio...	3/6/85
Lafayette Lever at Denver .....	3/9/85
<b>Home:</b> .....	9
Michael Adams, Was. (MSA) ..	11/1/91

## TURNOVERS

<b>Pacers Franchise:</b> .....	11
George McGinnis at Pitt.....	11/9/71
Billy Knight at Utah.....	11/14/75
Herb Williams vs. Phi.....	2/12/85
Pooh Richardson at GS.....	12/4/93
<b>Home:</b> .....	11
Herb Williams vs. Phi. (MSA) ..	2/12/85
<b>Opponents Franchise:</b> .....	11
Isiah Thomas at Detroit.....	4/10/85
<b>Home:</b> .....	10
Buck Williams, New Jersey (MSA) .....	12/13/86
Patrick Ewing, New York (MSA) .....	4/23/88

## BLOCKED SHOTS

<b>Pacers Franchise:</b> .....	10
Darnell Hillman vs. Miami.....	3/12/72
Jermaine O'Neal vs. Toronto...	1/22/03
<b>Home:</b> .....	10
Jermaine O'Neal vs. Toronto (CF) .....	1/22/03
<b>Opponents Franchise:</b> .....	15
Manute Bol at Washington.....	2/26/87
<b>Home:</b> .....	10
Manute Bol, Washington (MSA) .....	2/25/86

## POINTS

<b>Pacers Franchise:</b> .....	58
George McGinnis at Dallas....	11/28/72
<b>NBA:</b> .....	57
Reggie Miller at Charlotte.....	11/28/92
<b>Home:</b> .....	55
Jermaine O'Neal vs. Mil. (CF) ..	1/4/05
<b>Opponents Franchise:</b> .....	55
George Gervin, San Antonio....	1/23/80
<b>Home:</b> .....	55
George Gervin, San Antonio (MSA) .....	1/23/80

NOTE: The Indiana Pacers joined the NBA for the 1976-77 season.

## TEAM SINGLE GAME RECORDS

Franchise records listed include all games from the Pacers' ABA and NBA years. If a franchise record was set during the ABA years, the NBA record is also listed.

## FIELD GOALS MADE

<b>Pacers High Franchise:</b> .....	73
vs. Pittsburgh.....	4/12/70
<b>NBA:</b> .....	64
at Dallas.....	1/5/87
<b>Home:</b> .....	60
vs. San Diego (MSA).....	1/25/80
vs. Houston (MSA).....	11/29/91
<b>Low Franchise:</b> .....	19
at New York.....	12/10/85
<b>Home:</b> .....	21
vs. San Antonio (MSA).....	3/21/09
<b>Opponents High Franchise:</b> .....	65
at Golden State.....	3/19/77
<b>Home:</b> .....	60
San Antonio (MSA).....	3/21/98
<b>Low Franchise:</b> .....	20
Portland.....	2/8/06
<b>Home:</b> .....	22
Charlotte (MSA).....	4/9/95

## FIELD GOALS ATTEMPTED

<b>Pacers High Franchise:</b> .....	130
vs. Pittsburgh.....	4/12/70
<b>NBA:</b> .....	120
vs. New Orleans.....	3/27/77
at Denver.....	12/28/82
<b>Home:</b> .....	120
vs. New Orleans (MSA).....	3/27/77
<b>Low Franchise:</b> .....	57
vs. Charlotte.....	11/22/97
vs. Utah.....	2/22/04
<b>Home:</b> .....	57
vs. Charlotte (MSA).....	11/22/97
vs. Utah (CF).....	2/22/04
<b>Opponents High Franchise:</b> .....	126
Denver.....	3/5/91
<b>Home:</b> .....	118
Houston (MSA).....	10/31/79
<b>Low Franchise:</b> .....	57
at L.A. Lakers.....	3/4/98
<b>Home:</b> .....	59
New York (MSA).....	3/25/94

## FIELD GOAL PERCENTAGE

<b>Pacers High Franchise:</b> .....	.653
at Dallas (64-98).....	1/5/87
<b>Home:</b> .....	.643
vs. Milwaukee (MSA) (45-70).....	11/25/94
<b>Low Franchise:</b> .....	.257
at New York (19-74).....	12/10/85
<b>Home:</b> .....	.273
vs. San Antonio (MSA)	
(21-77).....	3/29/98
<b>Opponents High Franchise:</b> .....	.636
at Orlando (49-77).....	3/15/08
<b>Home:</b> .....	.600
Dallas (MSA) (48-80).....	1/21/84
<b>Low Franchise:</b> .....	.267
Portland (20-75).....	2/8/06
<b>Home:</b> .....	.267
Portland (CF) (20-75).....	2/8/06

## 3-PT FG MADE

<b>Pacers High Franchise:</b> .....	17
vs. Utah.....	3/26/10
<b>Home:</b> .....	17
vs. Utah (CF).....	3/26/10
<b>Low Franchise:</b> .....	0
several times (most recent:	
vs. Denver, 3/27/76)	
<b>NBA:</b> .....	0
several times (most recent:	
at San Antonio, 3/21/07)	
<b>Home:</b> .....	0
several times (most recent:	
vs. Boston (CF), 1/30/07)	
<b>Opponents High Franchise:</b> .....	15
at L.A. Lakers.....	11/28/00
at Orlando.....	1/27/09
New York.....	1/31/09
<b>Home:</b> .....	14
Orlando (CF).....	2/2/08
<b>Low Franchise:</b> .....	0
several times (most recent:	
at Philadelphia, 4/10/07)	
<b>Home:</b> .....	0
several times (most recent:	
Orlando (CF), 3/13/06)	

## 3-PT FG ATTEMPTED

<b>Pacers High Franchise:</b> .....	39
vs. Charlotte.....	4/12/08
<b>Home:</b> .....	39
vs. Charlotte (CF).....	4/12/08
<b>Low Franchise:</b> .....	0
several times (most recent:	
at Dallas, 1/11/73)	
<b>NBA:</b> .....	0
several times (most recent:	
at Chicago, 2/26/94)	
<b>Home:</b> .....	0
several times (most recent:	
vs. Phoenix (MSA), 1/24/87)	
<b>Opponents High Franchise:</b> .....	35
at Philadelphia.....	11/20/96
at Orlando.....	12/7/07
vs. Golden State.....	1/16/08
<b>Home:</b> .....	35
Golden State (CF).....	1/16/08
<b>Low Franchise:</b> .....	0
several times (most recent:	
Utah, 11/20/92)	
<b>Home:</b> .....	0
several times (most recent:	
Utah (MSA), 11/20/92)	

## 3-PT FG PERCENTAGE

minimum 3 3-pt fgm	
<b>Pacers High Franchise:</b> .....	1.000
vs. Atlanta (7-7)*.....	1/20/95
<b>Home:</b> .....	1.000
vs. Atlanta (MSA) (7-7)*.....	1/20/95
<b>Low Franchise:</b> .....	.000
at Denver (0-12).....	12/21/71
<b>NBA:</b> .....	.000
vs. Charlotte, ot (0-12).....	12/9/00
<b>Home:</b> .....	.000
vs. Charlotte (CF) (0-12).....	12/9/00
<b>Opponents High Franchise:</b> .....	1.000
at Cleveland (4-4).....	10/25/80
<b>Home:</b> .....	.857
Chicago (MSA) (6-7).....	11/13/82
<b>Low Franchise:</b> .....	.000
at Golden State (0-15).....	12/6/96
<b>Home:</b> .....	.000
San Antonio (MSA) (0-11).....	11/25/87

## TEAM SINGLE GAME RECORDS

## FREE THROWS MADE

<b>Pacers High Franchise:</b> .....	60
vs. L.A. Stars.....	2/1/69
<b>NBA:</b> .....	44
vs. Kansas City.....	10/22/77
at New Jersey.....	4/16/91
vs. Milwaukee, 2ot.....	2/21/07
<b>Home:</b> .....	44
vs. Kansas City (MSA).....	10/22/77
vs. Milwaukee (CF).....	2/21/07
<b>Low Franchise:</b> .....	3
vs. L.A. Clippers.....	2/11/07
<b>Home:</b> .....	3
vs. L.A. Clippers (CF).....	2/11/07
<b>Opponents High Franchise:</b> .....	46
at Phoenix.....	1/11/86
<b>Home:</b> .....	41
Utah (MSA).....	3/25/83
<b>Low Franchise:</b> .....	4
Miami.....	2/19/95
Detroit.....	3/24/06
Miami.....	11/2/07
<b>Home:</b> .....	4
Miami (MSA).....	2/19/95
Detroit (CF).....	3/24/06
Miami (CF).....	11/2/07

## FREE THROWS ATTEMPTED

<b>Pacers High Franchise:</b> .....	72
at Carolina.....	12/11/70
<b>NBA:</b> .....	56
at New Jersey.....	11/24/84
<b>Home:</b> .....	55
vs. Milwaukee (MSA).....	10/22/80
<b>Low Franchise:</b> .....	5
vs. Cleveland.....	1/29/10
<b>Home:</b> .....	5
vs. Cleveland (CF).....	1/29/10
<b>Opponents High Franchise:</b> .....	59
at Denver.....	12/28/82
<b>Home:</b> .....	51
New Jersey (MSA).....	4/7/87
<b>Low Franchise:</b> .....	6
Orlando.....	4/27/99
<b>Home:</b> .....	6
Orlando (MSA).....	4/27/99

## FREE THROW PERCENTAGE

<b>Pacers High Franchise:</b> .....	1.000
at Carolina (35-35).....	10/21/70
<b>NBA:</b> .....	1.000
at Washington (26-26).....	3/1/06
<b>Home:</b> .....	1.000
vs. New York (MSA) (17-17).....	4/8/90
<b>Low Franchise:</b> .....	333
vs. L.A. Clippers (3-9).....	2/11/07
<b>Home:</b> .....	333
vs. L.A. Clippers (CF) (3-9).....	2/11/07
<b>Opponents High Franchise:</b> .....	1.000
Portland (30-30).....	11/30/86
<b>Home:</b> .....	1.000
Portland (MSA) (30-30).....	11/30/86
<b>Low Franchise:</b> .....	308
Detroit (4-13).....	3/24/06
Miami (4-13).....	11/2/07
<b>Home:</b> .....	308
Detroit (CF) (4-13).....	3/24/06
Miami (CF) (4/13).....	11/2/07

## OFFENSIVE REBOUNDS

<b>Pacers High Franchise:</b> .....	37
at Denver.....	12/30/70
<b>NBA:</b> .....	34
vs. Milwaukee.....	3/17/93
<b>Home:</b> .....	34
vs. Milwaukee (MSA).....	3/17/93
<b>Low Franchise:</b> .....	1
vs. Detroit.....	1/18/02
at Boston.....	3/3/06
<b>Home:</b> .....	1
vs. Detroit (CF).....	1/18/02
<b>Opponents High Franchise:</b> .....	33
at Golden State.....	11/8/80
at Dallas.....	1/9/96
<b>Home:</b> .....	30
Seattle (MSA).....	11/2/77
San Antonio (MSA).....	11/25/87
<b>Low Franchise:</b> .....	1
at L.A. Lakers.....	3/1/02
at Boston.....	3/12/10
<b>Home:</b> .....	3
Washington (MSA).....	2/1/85
Philadelphia (MSA).....	11/13/90
Miami (MSA).....	4/24/93
Cleveland (CF).....	12/15/03

## DEFENSIVE REBOUNDS

<b>Pacers High Franchise:</b> .....	54
vs. Kentucky.....	12/30/67
vs. New Jersey.....	2/7/68
<b>NBA:</b> .....	53
vs. Denver.....	1/23/89
<b>Home:</b> .....	53
vs. Denver (MSA).....	1/23/89
<b>Low Franchise:</b> .....	12
at New Jersey.....	2/27/87
<b>Home:</b> .....	17
vs. Houston (MSA).....	3/30/80
vs. Milwaukee (CF).....	10/31/03
<b>Opponents High Franchise:</b> .....	52
Cleveland.....	1/29/10
<b>Home:</b> .....	52
Cleveland (CF).....	1/29/10
<b>Low Franchise:</b> .....	11
at Charlotte.....	2/2/94
<b>Home:</b> .....	14
Milwaukee (MSA).....	11/25/94

## TOTAL REBOUNDS

<b>Pacers High Franchise:</b> .....	81
at Memphis.....	2/20/72
<b>NBA:</b> .....	75
vs. Denver.....	1/28/86
<b>Home:</b> .....	75
vs. Denver (MSA).....	1/28/86
<b>Low Franchise:</b> .....	21
at Cleveland.....	12/9/06
<b>Home:</b> .....	25
vs. Milwaukee (CF).....	10/31/03
vs. Milwaukee (CF).....	2/15/06
<b>Opponents High Franchise:</b> .....	75
at Golden State.....	11/8/80
<b>Home:</b> .....	67
Seattle (MSA).....	11/2/77
<b>Low Franchise:</b> .....	22
Cleveland.....	3/29/95
<b>Home:</b> .....	22
Cleveland (MSA).....	3/29/95

## TEAM SINGLE GAME RECORDS

## ASSISTS

<b>Pacers High Franchise:</b> .....	45
at Dallas.....	1/5/87
<b>Home:</b> .....	44
vs. Charlotte (MSA).....	2/17/92
vs. Charlotte (MSA).....	4/14/92
<b>Low Franchise:</b> .....	2
vs. Utah.....	11/4/70
<b>NBA:</b> .....	7
at San Antonio.....	11/6/76
<b>Home:</b> .....	8
vs. Orlando (CF).....	11/20/04
<b>Opponents High Franchise:</b> .....	43
at Milwaukee.....	4/4/82
<b>Home:</b> .....	40
Washington (MSA).....	2/4/84
<b>Low Franchise:</b> .....	6
Toronto.....	2/24/99
<b>Home:</b> .....	6
Toronto (MSA).....	2/24/99

## PERSONAL FOULS

<b>Pacers High Franchise:</b> .....	46
at Denver.....	12/28/82
<b>Home:</b> .....	44
vs. Kansas City (MSA).....	10/22/77
<b>Low Franchise:</b> .....	8
at New Jersey.....	11/3/84
<b>Home:</b> .....	11
vs. Houston (MSA).....	4/8/78
vs. Phoenix (CF).....	1/28/04
<b>Opponents High Franchise:</b> .....	41
Portland.....	12/6/78
Milwaukee.....	2/14/85
<b>Home:</b> .....	41
Portland (MSA).....	12/6/78
Milwaukee (MSA).....	2/14/85
<b>Low Franchise:</b> .....	10
at New York.....	1/3/10
<b>Home:</b> .....	11
several times (most recent:	
Cleveland (MSA), 1/19/89)	

## DISQUALIFICATIONS\*\*

<b>Pacers High Franchise:</b> .....	5
at New Jersey.....	2/8/78
<b>Home:</b> .....	3
vs. Chicago (MSA).....	10/15/80
vs. Philadelphia (MSA).....	3/13/84
vs. New Jersey (MSA).....	12/17/88
vs. Dallas (CF) 2ot.....	2/5/02
<b>Opponents High Franchise:</b> .....	4
Portland.....	12/6/78
<b>Home:</b> .....	4
Portland (MSA).....	12/6/78

\*\*During the 1973-74 season the ABA used an experimental rule - when a player committed his seventh foul the team offended would retain possession of the ball after attempting free throws. During the 1974-75 season, the experimental rule came into effect. This category has been calculated using the current maximum fouls of six.

## STEALS

<b>Pacers High Franchise:</b> .....	26
vs. St. Louis.....	3/2/75
<b>NBA:</b> .....	21
vs. Denver.....	3/16/77
<b>Home:</b> .....	21
vs. Denver (MSA).....	3/16/77
<b>Low Franchise:</b> .....	1
several times (most recent:	
at Atlanta, 10/28/09)	
<b>Home:</b> .....	1
vs. Atlanta (CF).....	11/25/05
vs. Dallas (CF).....	3/20/09
several times (most recent:	
vs. Miami, (MSA) 2/16/99)	
<b>Opponents High Franchise:</b> .....	21
at Milwaukee.....	1/2/77
<b>Home:</b> .....	19
New York (MSA).....	3/31/77
New Jersey (MSA).....	4/17/83
<b>Low Franchise:</b> .....	0
vs. New York.....	1/20/07
<b>Home:</b> .....	0
New York (CF).....	1/20/07

## TURNOVERS

<b>Pacers High Franchise:</b> .....	36
at Atlanta.....	10/18/79
<b>Home:</b> .....	33
vs. Kansas City (MSA).....	10/22/77
<b>Low Franchise:</b> .....	4
vs. Charlotte.....	3/27/98
at Seattle.....	11/28/04
<b>Home:</b> .....	5
vs. Washington (CF).....	12/27/01
<b>Opponents High Franchise:</b> .....	38
Denver.....	3/16/77
<b>Home:</b> .....	38
Denver (MSA).....	3/16/77
<b>Low Franchise:</b> .....	2
at Milwaukee*.....	4/1/06
<b>Home:</b> .....	3
Washington (CF).....	2/25/03

## BLOCKED SHOTS

<b>Pacers High Franchise:</b> .....	19
at Washington.....	11/30/79
<b>Home:</b> .....	15
vs. L.A. Lakers (MSA).....	1/15/82
vs. Miami (MSA).....	11/16/90
vs. Toronto (MSA).....	12/22/96
<b>Low Franchise:</b> .....	0
several times (most recent:	
at San Antonio, 1/29/76)	
<b>NBA:</b> .....	0
several times (most recent:	
at Toronto, 4/11/05)	
<b>Home:</b> .....	0
several times (most recent:	
vs. Toronto (CF), 3/9/04)	
<b>Opponents High Franchise:</b> .....	20
at Washington.....	2/26/87
<b>Home:</b> .....	15
Philadelphia (MSA).....	11/3/79
Chicago (CF).....	3/22/04
<b>Low Franchise:</b> .....	0
several times (most recent:	
vs. Cleveland, 11/24/06)	
<b>Home:</b> .....	0
several times (most recent:	
Miami (CF), 1/13/01)	

## POINTS

<b>Pacers High Franchise:</b> .....	177
vs. Pittsburgh.....	4/12/70
<b>NBA:</b> .....	150
at Denver.....	12/28/82
<b>Home:</b> .....	145
vs. Denver (MSA).....	3/7/91
<b>Low Franchise:</b> .....	55
vs. San Antonio.....	3/29/98
<b>Home:</b> .....	55
vs. San Antonio (MSA).....	3/29/98
<b>Opponents High Franchise:</b> .....	155
at Denver.....	12/28/82
<b>Home:</b> .....	144
San Antonio (MSA).....	1/23/80
<b>Low Franchise:</b> .....	59
Portland.....	2/27/98
<b>Home:</b> .....	59
Portland (MSA).....	2/27/98

\* NBA Record

NOTE: The Indiana Pacers joined the NBA for the 1976-77 season.

## TEAM STATISTICS

## OFFENSE

YEAR	G	FGM-FGA	PCT	3-POINT FGM-FGA	PCT	FTM-FTA	PCT	OR	DR	TR	AVG	AST	PF-DQ	ST	TO	BS	PTS	AVG
1967-68	78	3174-7397	.429	96-360	.266	2102-2971	.708	1496	2761	4257	54.6	1176	1788-22	---	1402	---	8546	109.6
1968-69	78	3474-7709	.451	110-368	.299	2273-3180	.715	1604	2827	4431	56.8	1553	2106-48	---	1518	---	9331	119.6
1969-70	84	3593-7896	.455	215-784	.274	2110-2846	.741	1496	2937	4433	52.8	1826	2126-33	---	1485	---	9511	113.2
1970-71	84	3796-8202	.463	306-1024	.299	2104-2741	.768	1424	2949	4373	52.1	2068	1956-27	---	1429	---	10002	119.1
1971-72	84	3601-7805	.461	220-750	.293	2065-2756	.749	1574	3004	4578	54.5	1731	1908-26	---	1524	---	9487	112.9
1972-73	84	3668-7948	.461	172-551	.312	2123-2874	.739	1612	2941	4553	54.2	1860	2056-30	619	1609	415	9631	114.7
1973-74	84	3546-7886	.450	171-543	.315	1625-2242	.725	1474	2896	4370	52.0	1825	1926-39	735	1554	459	8888	105.8
1974-75	84	3891-8365	.465	224-718	.312	1465-1969	.744	1673	2565	4238	50.5	1927	1946-35	890	1543	413	9471	112.8
1975-76	84	3735-8526	.438	250-771	.324	1740-2253	.772	1612	2740	4352	51.8	2087	1981-36	941	1452	459	9460	112.6
1976-77	82	3522-7840	.449	---	---	1714-2297	.746	1409	2584	3993	48.7	2009	2030-37	924	1609	458	8758	106.8
1977-78	82	3500-7783	.450	---	---	1904-2564	.743	1386	2624	4010	48.9	1982	2230-53	808	1642	456	8904	108.6
1978-79	82	3575-7525	.475	---	---	1759-2317	.759	1225	2530	3755	45.8	2005	2093-41	687	1536	416	8909	108.6
1979-80	82	3639-7689	.473	88-314	.280	1753-2333	.751	1398	2326	3724	45.4	2148	1973-37	900	1517	530	9119	111.2
1980-81	82	3491-7245	.482	30-169	.178	1815-2540	.715	1325	2267	3592	43.8	2091	2006-26	833	1490	484	8827	107.6
1981-82	82	3332-7164	.465	103-316	.326	1612-2176	.741	1141	2372	3513	42.8	1897	2041-23	753	1393	494	8379	102.2
1982-83	82	3707-7723	.480	50-236	.212	1447-1910	.758	1299	2294	3593	43.8	2150	2086-27	755	1535	411	8911	108.7
1983-84	82	3447-7130	.483	48-207	.232	1624-2119	.766	1002	2398	3400	41.5	2169	2061-20	834	1525	398	8566	104.5
1984-85	82	3489-7324	.476	30-155	.194	1871-2516	.744	1198	2623	3821	46.6	1945	2237-25	625	1622	366	8879	108.3
1985-86	82	3441-7150	.481	23-143	.161	1614-2183	.739	1138	2613	3751	45.7	2159	2135-15	659	1515	381	8519	103.9
1986-87	82	3454-7324	.472	94-316	.297	1696-2170	.782	1132	2464	3596	43.9	2170	2097-36	697	1276	311	8698	106.1
1987-88	82	3436-7154	.480	163-485	.336	1546-1982	.780	1078	2457	3535	43.1	1977	2038-20	619	1318	345	8581	104.6
1988-89	82	3385-6945	.487	202-615	.328	1795-2275	.789	1065	2497	3562	43.4	2012	2105-48	563	1547	418	8767	106.9
1989-90	82	3381-6807	.497	294-770	.382	1906-2335	.816	940	2388	3328	40.6	2023	1972-32	552	1342	350	8962	109.3
1990-91	82	3450-6994	.493	249-749	.332	2010-2479	.811	1018	2376	3394	41.4	2181	2088-16	658	1355	357	9159	111.7
1991-92	82	3498-7079	.494	333-940	.354	1868-2364	.790	1083	2564	3647	44.5	2398	2137-25	705	1402	393	9197	112.2
1992-93	82	3371-7022	.480	257-789	.326	1837-2399	.766	1220	2455	3675	44.8	2144	2045-17	615	1256	403	8836	107.8
1993-94	82	3167-6516	.486	184-500	.368	1762-2387	.738	1130	2409	3539	43.2	2055	1974-19	706	1440	457	8280	101.0
1994-95	82	2983-6248	.477	374-985	.380	1796-2390	.751	1051	2290	3341	40.7	1877	1939-16	703	1340	363	8136	99.2
1995-96	82	2979-6205	.480	363-973	.373	1823-2416	.755	1010	2262	3272	39.9	1917	2031-17	579	1335	323	8144	99.3
1996-97	82	2851-6254	.456	430-1130	.381	1687-2336	.722	1029	2390	3419	41.7	1750	1977-22	585	1338	394	7819	95.4
1997-98	82	2921-6223	.469	401-1029	.390	1631-2136	.764	874	2348	3222	39.3	1889	1859-23	645	1168	368	7874	96.0
1998-99	50	1731-3866	.448	294-799	.368	977 1228	.796	574	1452	2026	40.5	1005	1082-7	316	649	223	4733	94.7
1999-00	82	3047-6640	.459	583-1487	.392	1629-2008	.811	842	2612	3454	42.1	1857	1786-6	559	1159	422	8306	101.3
2000-01	82	2828-6431	.440	396-1159	.342	1539-2009	.766	921	2595	3516	42.9	1763	1926-26	563	1244	487	7591	92.6
2001-02	82	2935-6580	.446	405-1195	.339	1663-2155	.772	930	2568	3498	42.7	1884	1876-31	658	1249	436	7938	96.8
2002-03	82	2911-6608	.441	379-1119	.339	1739-2271	.766	1004	2622	3626	44.2	1910	1811-18	696	1210	443	7940	96.8
2003-04	82	2753-6322	.435	449-1281	.351	1538-2014	.764	965	2452	3417	41.7	1774	1709-8	726	1182	411	7493	91.4
2004-05	82	2668-6169	.432	542-1575	.344	1748-2206	.792	868	2418	3286	40.1	1489	1890-24	615	1173	357	7626	93.0
2005-06	82	2786-6274	.444	536-1536	.349	1591-2158	.737	898	2559	3457	42.2	1631	1821-16	598	1254	409	7699	93.9
2006-07	82	2872-6560	.438	481-1389	.346	1615-2125	.760	989	2441	3430	41.8	1680	1912-17	598	1335	447	7840	95.6
2007-08	82	3102-6993	.444	755-2021	.374	1568-2042	.768	904	2633	3537	43.1	1864	1921-32	623	1236	412	8527	104.0
2008-09	82	3220-7080	.455	652-1725	.378	1525-1890	.807	924	2661	3585	43.7	1775	1895-20	573	1189	434	8617	105.1
2009-10	82	3020-6823	.443	659-1896	.348	1564-2019	.775	785	2618	3403	41.5	1730	1848-16	585	1232	429	8263	100.8

*Italics denotes ABA*

## TEAM STATISTICS

## DEFENSE

YEAR	G	FGM-FGA	PCT	3-POINT FGM-FGA	PCT	FTM-FTA	PCT	OR	DR	TR	AVG	AST	PF-DQ	ST	TO	BS	PTS	AVG
1967-68	78	3311-7844	.422	141-417	.338	1767-2473	.715	1084	3047	4131	52.9	1257	2013-46	---	1290	---	8530	109.4
1968-69	78	3356-7829	.429	141-506	.279	2157-2939	.734	---	---	4288	54.9	1469	2172-54	---	1450	---	9010	115.5
1969-70	84	3568-8181	.436	125-507	.247	1959-2731	.717	1715	2857	4572	54.4	1726	2224-47	---	1512	---	9220	109.8
1970-71	84	3768-8463	.445	118-412	.286	1847-2489	.742	1732	2884	4616	55.0	1956	2138-39	---	1525	---	9501	113.1
1971-72	84	3718-8183	.454	104-369	.282	1726-2298	.751	1617	2719	4336	51.6	1934	2180-38	---	1437	---	9266	110.3
1972-73	84	3741-8207	.456	78-284	.275	1891-2547	.742	1647	2697	4344	51.7	2033	2255-38	614	1538	335	9451	112.5
1973-74	84	3606-8069	.447	80-332	.241	1524-2031	.750	1468	2788	4256	50.7	1853	2036-46	652	1473	447	8816	104.9
1974-75	84	3831-7848	.488	75-262	.286	1644-2127	.773	1448	2746	4194	49.9	2055	1906-38	684	1716	414	9381	111.7
1975-76	84	3869-8132	.476	63-224	.281	1679-2156	.779	1501	3103	4604	54.8	2135	2061-32	744	1741	493	9480	112.9
1976-77	82	3599-7629	.472	---	---	1705-2252	.757	1378	2770	4148	50.6	2097	2043-23	715	1792	466	8903	108.6
1977-78	82	3634-7663	.474	---	---	1841-2455	.750	1350	2793	4143	50.5	2259	2135-39	727	1762	466	9109	111.1
1978-79	82	3586-7449	.481	---	---	1868-2416	.773	1299	2605	3904	47.6	2178	2091-30	677	1618	437	9040	110.2
1979-80	82	3693-7545	.489	56-228	.246	1734-2295	.756	1394	2552	3946	48.1	2323	2028-26	738	1758	470	9176	111.9
1980-81	82	3457-7071	.489	41-179	.229	1757-2290	.767	1246	2407	3653	44.5	2113	2064-27	695	1655	439	8712	106.2
1981-82	82	3470-7062	.491	34-183	.186	1558-2133	.730	1204	2598	3802	46.4	2053	2016-14	678	1517	397	8532	104.0
1982-83	82	3768-7284	.517	40-142	.282	1815-2413	.752	1206	2564	3770	46.0	2237	1886-17	761	1643	439	9391	114.5
1983-84	82	3552-7175	.495	29-146	.199	1828-2415	.757	1194	2564	3758	45.8	2117	1930-15	761	1587	444	8961	109.3
1984-85	82	3628-7332	.495	64-200	.320	2068-2707	.764	1098	2583	3681	44.9	2242	2072-25	777	1424	523	9388	114.5
1985-86	82	3372-7123	.473	73-275	.265	1975-2571	.768	1050	2479	3529	43.0	2057	1909-14	745	1315	445	8792	107.2
1986-87	82	3344-6969	.480	103-345	.299	1960-2584	.759	1117	2584	3701	45.1	2019	1852-14	660	1416	472	8751	106.7
1987-88	82	3335-7060	.472	118-368	.321	1858-2446	.760	1160	2500	3660	44.6	1933	1859-8	700	1269	407	8646	105.4
1988-89	82	3453-7400	.467	167-547	.305	2036-2606	.781	1288	2312	3600	43.9	2034	2029-15	836	1206	389	9109	111.1
1989-90	82	3486-7225	.482	173-541	.320	1804-2395	.753	1173	2297	3470	42.3	1945	2021-16	716	1189	321	8949	109.1
1990-91	82	3577-7299	.490	186-609	.305	1851-2490	.743	1202	2313	3515	42.9	2063	2037-21	729	1260	353	9191	112.1
1991-92	82	3425-7312	.468	216-640	.338	1976-2627	.752	1241	2325	3566	43.5	2165	1984-21	816	1247	386	9042	110.3
1992-93	82	3262-6955	.469	216-706	.306	1957-2635	.743	1189	2345	3534	43.1	1987	1979-28	693	1178	387	8697	106.1
1993-94	82	2978-6614	.450	273-815	.335	1768-2422	.730	1132	2153	3285	40.1	1902	1986-23	826	1340	389	7997	97.5
1994-95	82	2921-6408	.456	475-1304	.364	1516-2089	.726	1048	2156	3204	39.1	1804	2058-24	691	1370	416	7833	95.5
1995-96	82	2841-6291	.452	493-1368	.360	1703-2302	.740	1004	2051	3055	37.3	1726	2041-27	663	1259	420	7878	96.1
1996-97	82	2799-6357	.440	449-1440	.347	1642-2182	.753	1004	2261	3265	39.8	1737	1952-29	693	1289	418	7739	94.4
1997-98	82	2788-6451	.432	274-867	.316	1525-2096	.728	1114	2254	3368	41.1	1591	1847-19	644	1237	366	7375	89.9
1998-99	50	1706-3935	.434	206-634	.325	928-1227	.756	626	1426	2052	41.0	955	1127-8	357	652	238	4546	90.9
1999-00	82	3113-6982	.446	329-1006	.327	1374-1821	.755	1040	2545	3585	43.7	1735	1910-18	610	1126	323	7929	96.7
2000-01	82	2829-6683	.423	377-1121	.336	1572-2074	.758	1042	2495	3537	43.1	1695	1882-13	589	1115	387	7607	92.8
2001-02	82	2977-6800	.438	418-1200	.348	1544-2062	.749	1048	2514	3562	43.4	1771	1885-15	618	1173	466	7916	96.5
2002-03	82	2860-6690	.428	407-1197	.340	1527-1992	.767	1006	2458	3464	42.2	1696	1923-21	620	1258	513	7654	93.3
2003-04	82	2671-6180	.432	329-1014	.324	1350-1800	.750	867	2423	3290	40.1	1649	1794-18	582	1301	512	7021	85.6
2004-05	82	2768-6284	.440	391-1071	.365	1637-202	.743	972	2416	3388	41.3	1540	1883-26	549	1142	398	7564	92.2
2005-06	82	2831-6504	.435	371-1083	.343	1511-2060	.733	968	2416	3384	41.3	1520	1800-13	661	1112	399	7544	92.0
2006-07	82	2931-6416	.457	437-1175	.372	1741-2311	.753	915	2498	3413	41.6	1642	1942-24	644	1288	410	8040	98.0
2007-08	82	3093-6817	.454	606-1571	.386	1850-2443	.757	929	2800	3729	45.5	1820	1782-11	663	1297	416	8642	105.4
2008-09	82	3141-6862	.458	569-1519	.375	1857-2431	.764	909	2708	3617	44.1	1731	1692-9	635	1151	444	8708	106.2
2009-10	82	3113-6875	.453	510-1405	.363	1774-2346	.756	969	2852	3821	46.6	1694	1709-11	654	1227	414	8510	103.8

Italics denotes ABA

**LARGEST HOME****CONSECO FIELDHOUSE**

1. 18,345 ..... 41 home games, 1999-00  
25 home games, 2000-01  
11 home games, 2001-02  
6 home games, 2002-03  
11 home games, 2003-04  
15 home games, 2004-05  
12 home games, 2005-06
2. 18, 165 ..... 7 home games, 2006-07  
1 home game, 2007-08  
3 home games, 2008-09  
8 home games, 2009-10

\*Prior to the 2006-07 season, the seating capacity of Consecro Fieldhouse changed from 18, 345 to 18, 165.

**MARKET SQUARE ARENA**

1. 17,096 vs. Philadelphia, Oct. 29, 1983
2. 17,032 ..... vs. Boston, March 6, 1981  
vs. Philadelphia, March 10, 1981
4. 16,969 ... vs. Boston, March 20, 1984
5. 16,924 ..... vs. Boston, Dec. 1, 1979  
vs. Philadelphia, Feb. 5, 1980  
vs. Boston, March 11, 1980
8. 16,920 ..... vs. Chicago, Nov. 10, 1984  
vs. Boston, Jan. 18, 1985  
vs. Boston, Feb. 24, 1985

**STATE FAIRGROUNDS COLISEUM**

1. 10,702 ..... vs. Utah, March 12, 1971
2. 10,698 ..... vs. Carolina, Nov. 1, 1969
3. 10,687 ..... vs. Miami, Feb. 25, 1969
4. 10,511 ..... vs. Utah, Nov. 4, 1970
5. 10,480 ..... vs. Miami, March 9, 1969
6. 10,477 ..... vs. Virginia, Nov. 25, 1970
7. 10,472 ... vs. Kentucky, Feb. 22, 1969
8. 10,353 vs. Kentucky, March 19, 1971
9. 10,339 ..... vs. Oakland, Feb. 8, 1969
10. 10,142 ..... vs. Denver, March 28, 1971

**LARGEST AWAY****NBA**

1. 29,243 ... at San Antonio, Jan. 4, 2002
2. 27,881 ..... at Detroit, April 22, 1988
3. 27,513 ... at San Antonio, Jan. 5, 1996
4. 25,816 ..... at Detroit, April 1, 1986
5. 25,778 ..... at Detroit, April 2, 1987
6. 25,679 ..... at Atlanta, Feb. 14, 1998
7. 25,395 ... at Minnesota, Feb. 16, 1990
8. 24,131 ..... at Chicago, Feb. 17, 1998
9. 24,042 ..... at Charlotte, Feb. 24, 1996  
at Charlotte, March 19, 1996  
at Charlotte, Jan. 29, 1997  
at Charlotte, March 28, 1997  
at Charlotte, Nov. 8, 1997  
at Charlotte, April 3, 1998

**ATTENDANCE****ABA**

1. 15,226 ..... at Denver, April 4, 1976
2. 14,918 ..... at Denver, March 26, 1976
3. 14,661 ..... at Kentucky, Dec. 26, 1971
4. 13,807 ..... at Denver, Dec. 21, 1975
5. 13,766 ..... at Kentucky, Nov. 17, 1973
6. 13,638 ..... at Denver, Dec. 6, 1975
7. 12,522 ..... at New York, Dec. 9, 1970
8. 12,478 ..... at Utah, March 5, 1971
9. 12,201 ..... at Utah, Feb. 25, 1972
10. 12,153 ..... at Utah, March 28, 1973  
at New York, Jan. 26, 1975

**SMALLEST HOME****NBA****CONSECO FIELDHOUSE**

- 10,122 ..... vs. L.A. Clippers, Nov. 7, 2007

**MARKET SQUARE ARENA**

- 2,745 ..... vs. Chicago, Feb. 16, 1983

**ABA****STATE FAIRGROUNDS COLISEUM**

- 2,121 ..... vs. Kentucky, Feb. 19, 1968

**SMALLEST AWAY****NBA**

- 2,039 ..... at Cleveland, April 10, 1983

**ABA**

- 200 ..... at Houston, Jan. 14, 1969

**LARGEST FULL-SEASON HOME****CONSECO FIELDHOUSE**

1. 752,145 ..... 1999-00 ..... 18,345 avg.
2. 733,444 ..... 2000-01 ..... 17,889 avg.
3. 696,764 ..... 2004-05 ..... 16,994 avg.
4. 686,537 ..... 2001-02 ..... 16,745 avg.
5. 678,326 ..... 2003-04 ..... 16,545 avg.

**MARKET SQUARE ARENA**

1. 673,967 ..... 1995-96 ..... 16,438 avg.
2. 655,028 ..... 1994-95 ..... 15,976 avg.
3. 645,302 ..... 1997-98 ..... 15,739 avg.
4. 636,735 ..... 1996-97 ..... 15,530 avg.
5. 543,815 ..... 1993-94 ..... 13,264 avg.

**STATE FAIRGROUNDS COLISEUM**

1. 355,985 ..... 1971-72 ..... 8,476 avg.
2. 354,598 ..... 1974-75 ..... 8,649 avg.
3. 347,817 ..... 1972-73 ..... 8,281 avg.
4. 327,498 ..... 1970-71 ..... 8,187 avg.
5. 324,045 ..... 1975-76 ..... 7,715 avg.

**LARGEST HOME PLAYOFFS****NBA****CONSECO FIELDHOUSE**

1. 18,345 ..... 12 home games, 2000  
two home games, 2001  
two home games, 2002  
six home games, 2004  
six home games, 2005
6. 17,347 ..... vs. Boston, 4/20/03
7. 16,605 ..... vs. Boston, 4/17/03
8. 16,586 ..... vs. New Jersey, 5/4/06
9. 16,401 ..... vs. New Jersey, 4/29/06
10. 16,380 ..... vs. Boston, 4/19/03

**MARKET SQUARE ARENA**

1. 16,795 ... vs. Philadelphia, May 19, 1999
2. 16,767 ... vs. New York, May 13, 1998
3. 16,765 ..... vs. New York, May 7, 1998
4. 16,731 ..... vs. Atlanta, May 5, 1996
5. 16,723 vs. Philadelphia, May 17, 1999
6. 16,709 ..... vs. Atlanta, April 27, 1996
7. 16,692 ..... vs. Atlanta, April 29, 1995
8. 16,679 ... vs. New York, May 19, 1995
9. 16,678 ... vs. New York, May 13, 1995
10. 16,675 ... vs. New York, May 11, 1995

**ABA****MARKET SQUARE ARENA**

1. 17,421 ..... vs. Denver, April 30, 1975
2. 17,389... vs. San Antonio, April 12, 1975  
vs. Denver, April 25, 1975
4. 17,388 ..... vs. Kentucky, May 17, 1975
5. 15,675 ... vs. San Antonio, April 16, 1975
6. 15,496... vs. San Antonio, April 24, 1975
7. 14,589 ..... vs. Kentucky, May 19, 1975
8. 12,217 ... vs. San Antonio, April 10, 1975

**ASSEMBLY HALL, BLOOMINGTON, IND.**

1. 13,007 ..... vs. Utah, April 22, 1972
2. 12,899 ... vs. Kentucky, April 17, 1969

**LARGEST AWAY PLAYOFFS****NBA**

1. 23,844 ..... at Chicago, May 17, 1998  
at Chicago, May 19, 1998  
at Chicago, May 27, 1998  
at Chicago, May 31, 1998
5. 22,076 ..... at Detroit, May 26, 2004  
at Detroit, May 28, 2004  
at Detroit, June 1, 2004  
at Detroit, May 9, 2005  
at Detroit, May 11, 2005  
at Detroit, May 17, 2005

**ABA**

1. 16,779 ..... at Kentucky, May 8, 1973
2. 16,622 ..... at Kentucky, May 22, 1975
3. 16,597 ..... at Kentucky, May 12, 1973
4. 15,890 ... at New York, May 15, 1972
5. 15,241 ..... at New York, May 12, 1972
6. 14,368 ..... at Kentucky, May 13, 1975
7. 13,408 ..... at Kentucky, April 30, 1973
8. 13,208 ..... at Utah, April 24, 1971
9. 12,304 at San Antonio, April 10, 1974
10. 12,212 ..... at Kentucky, May 15, 1975




## YEARLY ATTENDANCE

YEAR	HOME GAMES	HOME ATTENDANCE	HOME AVERAGE	NBA RANK	HOME SELLOUTS	AWAY GAMES	AWAY ATTENDANCE	AWAY AVERAGE	TOTAL GAMES	TOTAL ATTENDANCE	TOTAL AVE.
1967-68	39	201,522	5,167		1	39	96,063	2,463	78	297,585	3,815
1968-69	39	228,678	5,864		3	39	---	---	78	---	---
1969-70	41	319,261	7,787		8	43	162,827	3,787	84	482,088	5,739
1970-71	40	327,487	8,187		11	44	234,521	5,330	84	562,008	6,691
1971-72	42	355,985	8,476		11	42	229,475	5,464	84	585,460	6,970
1972-73	42	347,817	8,281		4	42	226,703	5,398	84	574,520	6,840
1973-74	42	318,307	7,579		0	42	224,867	5,354	84	543,174	6,466
1974-75	42	361,359	8,604		0	42	249,252	5,935	84	610,611	7,269
1975-76	42	325,050	7,739		1	42	314,602	7,491	84	639,652	7,615
1976-77	41	432,726	10,551	13th	1	41	397,814	9,703	82	830,540	10,129
1977-78	41	501,759	12,238	9th	1	41	391,344	9,545	82	893,103	10,892
1978-79	41	367,160	8,955	18th	0	41	392,607	9,576	82	759,767	9,265
1979-80	41	433,402	10,571	13th	5	41	374,775	9,141	82	808,177	9,856
1980-81	41	409,839	9,996	12th	2	41	370,073	9,026	82	779,912	9,511
1981-82	41	318,062	7,758	19th	0	41	376,907	9,193	82	694,969	8,475
1982-83	41	197,364	4,814	21st	0	41	339,452	8,279	82	536,816	6,547
1983-84	41	421,202	10,273	13th	4	41	358,362	8,741	82	779,564	9,507
1984-85	41	437,677	10,675	13th	3	41	398,807	9,727	82	836,484	10,201
1985-86	41	460,969	11,243	13th	5	41	441,819	10,776	82	902,788	11,010
1986-87	41	520,007	12,683	10th	7	41	478,845	11,679	82	998,852	12,181
1987-88	41	502,319	12,252	14th	4	41	519,592	12,673	82	1,021,911	12,462
1988-89	41	468,912	11,437	22nd	4	41	607,121	14,808	82	1,076,033	13,122
1989-90	41	528,275	12,885	20th	8	41	626,386	15,278	82	1,154,661	14,081
1990-91	41	475,291	11,592	26th	6	41	601,107	14,661	82	1,076,398	13,127
1991-92	41	517,352	12,618	24th	4	41	633,502	15,451	82	1,150,854	14,035
1992-93	41	530,891	12,949	24th	9	41	639,492	15,597	82	1,170,383	14,273
1993-94	41	543,815	13,264	23rd	6	41	642,002	15,659	82	1,185,817	14,461
1994-95	41	655,028	15,976	17th	24	41	687,858	16,777	82	1,342,886	16,377
1995-96	41	673,967	16,438	19th	29	41	714,843	17,435	82	1,388,810	16,937
1996-97	41	636,735	15,530	21st	10	41	710,551	17,331	82	1,347,286	16,430
1997-98	41	645,302	15,739	22nd	14	41	737,918	17,998	82	1,383,220	16,869
1998-99	25	404,536	16,181	20th	15	25	447,658	17,906	50	852,194	17,044
1999-00	41	752,145	18,345	10th	41	41	701,895	17,119	82	1,454,040	17,732
2000-01	41	733,444	17,889	10th	25	41	676,847	16,508	82	1,410,291	17,199
2001-02	41	686,537	16,745	16th	11	41	683,768	16,677	82	1,370,513	16,714
2002-03	41	670,461	16,353	15th	6	41	691,115	16,856	82	1,361,576	16,605
2003-04	41	678,326	16,545	17th	11	41	726,142	17,711	82	1,404,468	17,128
2004-05	41	696,764	16,994	17th	15	41	692,711	16,895	82	1,389,475	16,945
2005-06	41	663,368	16,180	24th	12	41	722,599	17,624	82	1,385,967	16,902
2006-07	41	629,750	15,360	28th	7	41	729,904	17,803	82	1,359,654	16,581
2007-08	41	501,092	12,222	30th	1	41	705,922	17,218	82	1,207,014	14,720
2008-09	41	581,472	14,182	28th	3	41	702,311	17,130	82	1,283,783	15,656
2009-10	41	582,295	14,202	27th	8	41	695,164	16,955	82	1,277,459	15,579


*Italics denotes ABA*

## RETIRED NUMBERS

**ROGER BROWN #35****FORWARD • 6-5 • 205 LBS • DAYTON '67**

"Rajah" spent eight seasons in an Indiana Pacers uniform...a first team all-ABA selection in 1971, he was named to the second team in 1968 and 1970...THE original Pacers' player, he was the first player to sign with the fledgling ABA franchise...he is the Pacers' fourth all-time leading scorer with 10,058 points in 559 games...he has the club ABA record for FG accuracy in a single game as he hit all 14

of his shots vs. Denver, 1/25/69...his 3,495 minutes logged in 1969-70 are the most ever by a Pacers player in an ABA season...he had a career-high 53 points vs. the Los Angeles Stars, 5/19/70, the third highest single-game total in Pacers ABA history...his jersey number was retired on 11/2/85.

**MEL DANIELS #34****CENTER • 6-9 • 220 LBS • NEW MEXICO '67**

Mel was twice named the ABA's MVP (1969 and 1971)...he played six seasons with the Pacers, averaging 19.4 points and 16.0 rebounds per game...a four-time all-ABA selection, he was named to the first team in 1969, 1970 and 1971, and was a second-team pick in 1973...he was also named the ABA All-Star Game MVP in 1971...he was the ABA's first Rookie of the Year (1968)...he is the Pacers'

all-time leading rebounder in the ABA (7,643) and he holds the Pacers' ABA record for rebounds in a single season (1,475 in 1970-71)...on 3/18/69 vs. the New York Nets, he had 37 points and 26 rebounds in the second half, both club and ABA records; ending the game with 56 points and 31 rebounds...in that game he also set the Pacers' ABA records for most 2-pt field goals in a quarter (10), half (16), and game (25)...his jersey number was retired on 11/2/85.

**GEORGE MCGINNIS #30****FORWARD • 6-8 • 235 LBS • INDIANA '73**

George played seven seasons with Indiana from 1971-75 and 1979-82...along with Julius Erving, he was named co-MVP of the ABA in 1975...he was a two-time first-team all-ABA selection in 1974 and 1975, and a second-team pick in 1973...he is the fifth leading scorer in Pacers' history and holds the highest career scoring average (19.6)...he holds the Pacers' single-game records in an ABA game for

most points (58 vs. Dallas Chaparrals, 11/28/72) and for most rebounds (37 vs. Carolina Cougars, 1/12/74)...he holds the Pacers' record for most points (2,353) in an ABA season in 1974-75...he holds the Pacers' ABA records for free throw attempts in a game (22 vs. Pittsburgh, 11/9/71) and season (778 in 1972-73), as well as most field goals in a season (873 in 1974-75)...his jersey number was retired on 11/2/85.

**REGGIE MILLER #31****GUARD • 6-7 • 195 LBS • UCLA '87**

After 18 NBA seasons, all with the Indiana Pacers, Reggie concluded his playing career after the 2005 NBA Playoffs...on 3/30/06, his No. 31 joined an elite group of former Pacers by having his jersey retired...he was a five-time NBA All-Star, an Olympic gold medalist, the all-time leader in 3-point FGM and 12th on the NBA's all-time scoring list...he is the Pacers' all-time leader in 13 categories...before he

arrived in Indiana in 1987 as the Pacers' first-round draft pick (11th overall), the team had been to the NBA Playoffs twice in 12 seasons, never making it past the first round...in his 18 seasons, the Pacers made the playoffs 15 times with six trips to the Eastern Conference Finals and one trip to the NBA Finals...off the court, he left a legacy as well...he was a winner of the NBA's J. Walter Kennedy Community Service Award and was named USA Weekend's Most Caring Athlete.

**BOBBY "SLICK" LEONARD #529****HEAD COACH • 1968-1980 • 529 WINS • 456 LOSSES**

Slick is the Pacers' winningest coach in franchise history...he compiled a won/loss record of 529-456 for a winning percentage of .537...he began his coaching career with the Pacers as an assistant coach during the 1967-68 season, the inaugural ABA season...he took over as head coach nine games into the team's second season, 1968-69...he coached the team to an unprecedented three ABA titles and to the

league finals five times...he compiled an all-time ABA record of 387-270, and is the ABA's all-time winningest coach...in 1976, he added general manager duties to his coaching duties, as the franchise entered the NBA...he led the team for its first four seasons in the NBA...his 142 wins in the NBA are third on the Pacers' NBA career wins list, behind Larry Brown's 190 victories and Larry Bird's 147 victories...the banner honoring his coaching record was raised on 3/15/96.

**MEL SIMON****OWNER • 1983-2009**

In the fall of 2009, the Indiana Pacers retired a jersey to honor Melvin Simon, the team's late co-owner, who passed away Sept. 16, 2009. Along with his brother, Herb, the Simons bought the Pacers in 1983. But Melvin Simon's reach extended way beyond the Pacers. He was not only a leader in the business community but a visionary for his adopted hometown and one of Indiana's philanthropic giants. Pacers

President of Basketball, Larry Bird, said, "He is a true legend to this city, not only for the visible things that everyone sees each day, but because he was a man who cared about people. He is one of this country's greatest success stories, a man who is a true example of the American Dream. As an owner of the Pacers, he was a joy to work for and to work with. But he wasn't only an owner, he was the biggest and best Pacers fan."



PASSION PRIDE PACERS

**NBA Years**

## TOP 10

## SEASONS

1. Reggie Miller.....	18
2. Rik Smits.....	12
3. Vern Fleming.....	11
<b>Jeff Foster</b> .....	11
5. Dale Davis.....	10
6. Austin Croshere.....	9
7. Derrick McKey.....	8
Jermaine O'Neal	
LaSalle Thompson	
Jamaal Tinsley	
Herb Williams	

## GAMES

1. Reggie Miller.....	1,389
2. Rik Smits.....	867
3. Vern Fleming.....	816
4. <b>Jeff Foster</b> .....	697
5. Dale Davis.....	671
6. Herb Williams.....	577
7. Austin Croshere.....	540
8. Jermaine O'Neal.....	514
9. Chuck Person.....	479
10. Travis Best.....	469

## MINUTES

1. Reggie Miller.....	47,619
2. Rik Smits.....	23,100
3. Vern Fleming.....	22,974
4. Dale Davis.....	19,814
5. Herb Williams.....	18,455
6. Jermaine O'Neal.....	17,997
7. Chuck Person.....	16,978
8. <b>Jeff Foster</b> .....	14,669
9. Steve Stipanovich.....	12,591
10. Derrick McKey.....	12,488

## FIELD GOALS MADE

1. Reggie Miller.....	8,241
2. Rik Smits.....	5,301
3. Chuck Person.....	3,762
4. Vern Fleming.....	3,737
5. Jermaine O'Neal.....	3,654
6. Herb Williams.....	3,606
7. Billy Knight.....	2,874
8. Dale Davis.....	2,597
9. <b>Danny Granger</b> .....	2,215
10. Jalen Rose.....	2,179

## FIELD GOALS ATTEMPTED

1. Reggie Miller.....	17,499
2. Rik Smits.....	10,461
3. Jermaine O'Neal.....	7,973
4. Chuck Person.....	7,820
5. Herb Williams.....	7,576
6. Vern Fleming.....	7,430
7. Billy Knight.....	5,581
8. <b>Danny Granger</b> .....	4,966
9. Jalen Rose.....	4,791
10. Dale Davis.....	4,786

## FIELD GOAL PERCENTAGE

## MINIMUM 600 FGM

1. Dale Davis.....	.543
2. Billy Knight.....	.515
3. Wayman Tisdale.....	.512
4. Detlef Schrempf.....	.511
5. Alex English.....	.508
6. Rik Smits.....	.507
7. Vern Fleming.....	.503
8. Clemon Johnson.....	.502
9. Jerry Sichting.....	.501
10. <b>Jeff Foster</b> .....	.498

## 3-PT FG MADE

1. Reggie Miller.....	*2,560
2. <b>Danny Granger</b> .....	651
3. Chuck Person.....	466
4. Troy Murphy.....	419
5. Austin Croshere.....	376
6. Jamaal Tinsley.....	340
7. <b>Mike Dunleavy</b> .....	306
8. Mark Jackson.....	273
9. Stephen Jackson.....	261
10. Jalen Rose.....	251

## 3-PT FG ATTEMPTED

1. Reggie Miller.....	*6,486
2. <b>Danny Granger</b> .....	1,692
3. Chuck Person.....	1,330
4. Jamaal Tinsley.....	1,108
5. Austin Croshere.....	1,095
6. Troy Murphy.....	1,015
7. <b>Mike Dunleavy</b> .....	835
8. Stephen Jackson.....	763
9. Mark Jackson.....	754
10. Jalen Rose.....	726

## 3-PT FG PERCENTAGE

## MINIMUM 50 3-PT FGM

1. Chris Mullin.....	.441
2. Troy Murphy.....	.413
3. Peja Stojakovic.....	.404
4. Reggie Miller.....	.395
<b>Brandon Rush</b>	
6. James Jones.....	.394
7. Kareem Rush.....	.389
8. Sam Perkins.....	.388
Erick Strickland	
10. <b>Danny Granger</b> .....	.385

## FREE THROWS MADE

1. Reggie Miller.....	6,237
2. Rik Smits.....	2,266
3. Jermaine O'Neal.....	2,258
4. Vern Fleming.....	2,026
5. Detlef Schrempf.....	1,879
6. Billy Knight.....	1,673
7. <b>Danny Granger</b> .....	1,440
8. Herb Williams.....	1,421
9. Steve Stipanovich.....	1,283
10. Antonio Davis.....	1,210

## FREE THROWS ATTEMPTED

1. Reggie Miller.....	7,026
2. Jermaine O'Neal.....	3,140
3. Rik Smits.....	2,932
4. Vern Fleming.....	2,649
5. Detlef Schrempf.....	2,312
6. Billy Knight.....	2,018
7. Herb Williams.....	2,013
8. Dale Davis.....	1,993
9. Antonio Davis.....	1,773
10. <b>Danny Granger</b> .....	1,708

## FREE THROW PERCENTAGE

## MINIMUM 250 FTM

1. Chris Mullin.....	.912
2. John Long.....	.902
3. Reggie Miller.....	.888
4. Micheal Williams.....	.875
5. Austin Croshere.....	.862
6. Jerry Sichting.....	.852
7. Ricky Sobers.....	.851
8. <b>Danny Granger</b> .....	.843
9. <b>T.J. Ford</b> .....	.839
10. Byron Scott.....	.829
Billy Knight	

## OFFENSIVE REBOUNDS

1. Dale Davis.....	2,276
2. <b>Jeff Foster</b> .....	1,922
3. Rik Smits.....	1,531
4. Jermaine O'Neal.....	1,254
5. Herb Williams.....	1,152
6. Antonio Davis.....	981
7. Vern Fleming.....	930
8. Reggie Miller.....	883
9. Clark Kellogg.....	852
Billy Knight	

## DEFENSIVE REBOUNDS

1. Rik Smits.....	3,746
2. Dale Davis.....	3,730
3. Jermaine O'Neal.....	3,679
4. Herb Williams.....	3,342
5. Reggie Miller.....	3,299
6. <b>Jeff Foster</b> .....	2,933
7. Steve Stipanovich.....	2,360
8. Detlef Schrempf.....	2,250
9. Chuck Person.....	2,173
10. Troy Murphy.....	1,952

## TOTAL REBOUNDS

1. Dale Davis.....	6,006
2. Rik Smits.....	5,277
3. Jermaine O'Neal.....	4,933
4. <b>Jeff Foster</b> .....	4,855
5. Herb Williams.....	4,494
6. Reggie Miller.....	4,182
7. Steve Stipanovich.....	3,131
8. Detlef Schrempf.....	3,059
9. Chuck Person.....	3,017
10. Vern Fleming.....	2,842

\* NBA Record

## TOP 10

## REBOUND AVERAGE

## MINIMUM 150 GAMES

1. Jermaine O'Neal.....	9.60
2. Clark Kellogg.....	9.55
3. Troy Murphy.....	9.15
4. Dale Davis.....	8.95
5. Detlef Schrempf.....	8.64
6. Herb Williams.....	7.79
7. Steve Stipanovich.....	7.77
8. James Edwards.....	7.51
9. <b>Jeff Foster</b> .....	6.97
10. George McGinnis.....	6.72

## ASSISTS

1. Reggie Miller.....	4,141
2. Vern Fleming.....	4,038
3. Mark Jackson.....	3,294
4. Jamaal Tinsley.....	2,786
5. Travis Best.....	1,785
6. Chuck Person.....	1,743
7. Johnny Davis.....	1,719
8. Detlef Schrempf.....	1,446
9. Herb Williams.....	1,402
10. Jalen Rose.....	1,355

## PERSONAL FOULS

1. Rik Smits.....	3,011
2. Reggie Miller.....	2,730
3. Dale Davis.....	1,982
4. Vern Fleming.....	1,888
5. Jermaine O'Neal.....	1,785
6. <b>Jeff Foster</b> .....	1,768
7. Herb Williams.....	1,740
8. Chuck Person.....	1,541
9. Steve Stipanovich.....	1,435
10. Mike Bantom.....	1,340

## DISQUALIFICATIONS

1. Rik Smits.....	73
2. James Edwards.....	44
3. Mike Bantom.....	42
4. Jermaine O'Neal.....	27
Chuck Person	
6. Steve Stipanovich.....	26
7. Herb Williams.....	24
8. <b>Jeff Foster</b> .....	23
9. Travis Best.....	22
Antonio Davis	
LaSalle Thompson	
Wayman Tisdale	

## STEALS

1. Reggie Miller.....	1,505
2. Vern Fleming.....	885
3. Jamaal Tinsley.....	660
4. Don Buse.....	519
5. Derrick McKey.....	512
6. Travis Best.....	488
7. <b>Jeff Foster</b> .....	475
8. Dale Davis.....	468
9. Mark Jackson.....	453
10. Billy Knight.....	444

## TURNOVERS

1. Reggie Miller.....	2,409
2. Vern Fleming.....	1,613
3. Rik Smits.....	1,579
4. Herb Williams.....	1,420
5. Chuck Person.....	1,299
6. Jermaine O'Neal.....	1,287
7. Jamaal Tinsley.....	1,145
8. Mark Jackson.....	960
9. Mike Bantom.....	882
10. Detlef Schrempf.....	866

## BLOCKED SHOTS

1. Jermaine O'Neal.....	1,245
2. Rik Smits.....	1,111
3. Herb Williams.....	1,094
4. Dale Davis.....	904
5. Clemon Johnson.....	415
6. James Edwards.....	391
7. Steve Stipanovich.....	380
8. Antonio Davis.....	377
9. <b>Danny Granger</b> .....	355
10. Reggie Miller.....	299

## POINTS

1. Reggie Miller.....	25,279
2. Rik Smits.....	12,871
3. Jermaine O'Neal.....	9,580
4. Vern Fleming.....	9,535
5. Chuck Person.....	9,096
6. Herb Williams.....	8,637
7. Billy Knight.....	7,440
8. <b>Danny Granger</b> .....	6,521
9. Dale Davis.....	6,253
10. Detlef Schrempf.....	6,009

## SCORING AVERAGE

## MINIMUM 150 GAMES

1. Chuck Person.....	18.99
2. Clark Kellogg.....	18.92
3. Jermaine O'Neal.....	18.64
4. Reggie Miller.....	18.20
5. Ricky Sobers.....	17.75
6. <b>Danny Granger</b> .....	17.67
7. Billy Knight.....	17.10
8. Detlef Schrempf.....	16.97
9. Stephen Jackson.....	16.59
10. Ron Artest.....	16.52

## TOP 5 SEASON LEADERS

**MINUTES**

3,192	Reggie Miller.....	1989-90
3,181	Reggie Miller.....	2000-01
3,120	Reggie Miller.....	1991-92
3,117	Billy Knight.....	1976-77
3,098	Detlef Schrempf.....	1992-93

**FIELD GOALS MADE**

831	Billy Knight.....	1976-77
711	Chuck Person .....	1988-89
680	Clark Kellogg.....	1982-83
661	Reggie Miller.....	1989-90
635	Chuck Person .....	1986-87

**FIELD GOALS ATTEMPTED**

1,687	Billy Knight.....	1976-77
1,453	Chuck Person .....	1988-89
1,420	Clark Kellogg.....	1982-83
1,400	Jermaine O'Neal .....	2003-04
1,358	Chuck Person .....	1986-87

**FIELD GOAL PERCENTAGE****MINIMUM 150 FGM**

.568	Dale Davis.....	1992-93
.563	Dale Davis.....	1994-95
.562	Brad Miller.....	2001-02
.558	Dale Davis.....	1995-96
.550	Jeff Foster.....	2007-08

**3-PT FIELD GOALS MADE**

229	Reggie Miller.....	1996-97
195	Reggie Miller.....	1994-95
182	Danny Granger.....	2008-09
180	Reggie Miller.....	2001-02
171	Danny Granger.....	2007-08

**3-PT FG ATTEMPTED**

536	Reggie Miller.....	1996-97
470	Reggie Miller.....	1994-95
464	Reggie Miller.....	2000-01
450	Danny Granger.....	2008-09
443	Reggie Miller.....	2001-02

**3-PT FG PERCENTAGE****MINIMUM 50 3-PT FGM**

.465	Chris Mullin.....	1998-99
.458	Al Harrington.....	2006-07
.450	Troy Murphy.....	2008-09
.442	John Long.....	1987-88
.440	Chris Mullin.....	1997-98

**FREE THROWS MADE**

551	Reggie Miller.....	1990-91
544	Reggie Miller.....	1989-90
525	Detlef Schrempf.....	1992-93
442	Reggie Miller.....	1991-92
441	Detlef Schrempf.....	1990-91

**FREE THROWS ATTEMPTED**

653	Detlef Schrempf.....	1992-93
627	Reggie Miller.....	1989-90
600	Reggie Miller.....	1990-91
539	Detlef Schrempf.....	1990-91
515	Reggie Miller.....	1991-92

**FREE THROW PERCENTAGE****MINIMUM 100 FTM**

.939	Chris Mullin.....	1997-98
.933	Reggie Miller.....	2004-05
.928	Reggie Miller.....	2000-01
.919	Reggie Miller.....	1999-00
.918	Reggie Miller.....	1990-91

**OFFENSIVE REBOUNDS**

340	Clark Kellogg.....	1982-83
301	Dale Davis.....	1996-97
291	Dale Davis.....	1992-93
280	Dale Davis.....	1993-94
275	Dan Roundfield.....	1977-78

**DEFENSIVE REBOUNDS**

715	Troy Murphy.....	2008-09
608	Troy Murphy.....	2009-10
594	Jermaine O'Neal .....	2002-03
585	Jermaine O'Neal .....	2003-04
570	Detlef Schrempf.....	1992-93

**TOTAL REBOUNDS**

861	Troy Murphy.....	2008-09
860	Clark Kellogg.....	1982-83
802	Dan Roundfield.....	1977-78
796	Jermaine O'Neal .....	2002-03
794	Jermaine O'Neal .....	2000-01

**REBOUND AVERAGE**

11.7	Troy Murphy.....	2008-09
10.9	Dale Davis.....	1993-94
10.6	Clark Kellogg.....	1982-83
10.5	Jermaine O'Neal .....	2001-02
10.3	Jermaine O'Neal .....	2002-03

**ASSISTS**

713	Mark Jackson.....	1997-98
685	Don Buse.....	1976-77
650	Mark Jackson.....	1999-00
647	Micheal Williams.....	1991-92
	Jamaal Tinsley.....	2001-02

**PERSONAL FOULS**

363	James Edwards.....	1978-79
353	Darnell Hillman.....	1976-77
333	Mike Bantom.....	1977-78
328	Rik Smits.....	1989-90
324	James Edwards.....	1979-80

**DISQUALIFICATIONS**

16	James Edwards.....	1978-79
15	Darnell Hillman.....	1976-77
14	Rik Smits.....	1988-89
13	Mike Bantom.....	1977-78
12	James Edwards.....	1979-80
	Chuck Person .....	1988-89

**STEALS**

281	Don Buse.....	1976-77
233	Micheal Williams.....	1991-92
211	Dudley Bradley.....	1979-80
186	Dudley Bradley.....	1980-81
170	Ricky Sobers.....	1977-78

**TURNOVERS**

352	Ricky Sobers.....	1977-78
308	Chuck Person .....	1988-89
304	Ricky Sobers.....	1978-79
286	Mickey Johnson.....	1979-80
270	Jamaal Tinsley.....	2001-02

**BLOCKED SHOTS**

228	Jermaine O'Neal .....	2000-01
199	Jermaine O'Neal .....	2003-04
184	Herb Williams.....	1985-86
182	Jermaine O'Neal .....	2006-07
178	Herb Williams.....	1981-82
	Jermaine O'Neal .....	2002-03

**POINTS**

2,075	Billy Knight.....	1976-77
2,016	Reggie Miller.....	1989-90
1,855	Reggie Miller.....	1990-91
1,751	Reggie Miller.....	1996-97
1,736	Reggie Miller.....	1992-93

**SCORING AVERAGE**

26.6	Billy Knight.....	1976-77
25.8	Danny Granger.....	2008-09
24.6	Reggie Miller.....	1989-90
24.1	Danny Granger.....	2009-10
22.6	Reggie Miller.....	1990-91

## TOP PERFORMANCES

## SINGLE-GAME

## PACERS

## POINTS

57	Reggie Miller at Charlotte, 11/28/92
55	Jermaine O'Neal vs. Milwaukee, 1/4/05
52	Billy Knight at San Antonio, 11/11/80
47	Chuck Person at New York, 1/31/89
45	Chuck Person at Seattle, 2/28/89
44	Billy Knight vs. San Diego, 1/25/80
	John Long vs. Philadelphia, 11/4/86
	Reggie Miller vs. Chicago, 1/10/90
	Rik Smits vs. L.A. Clippers, 12/10/95
	<b>Danny Granger</b> vs. Utah, 3/26/10
43	Billy Knight at San Antonio, 1/6/77
	John Williamson vs. Golden State, 11/23/77
	Reggie Miller at Cleveland, 2/14/90
	Jalen Rose at New Jersey, 10/30/01
42	Butch Carter vs. Dallas, 1/25/83
	Butch Carter vs. Houston, 11/1/83
	Butch Carter vs. Atlanta, 4/12/84
	Chuck Person at Phoenix, 11/1/87
	John Long vs. Utah, 3/9/87
	Chuck Person at L.A. Clippers, 12/19/89
	Jalen Rose vs. Toronto, 12/20/00
	<b>Danny Granger</b> at Detroit, 12/12/08
	<b>Danny Granger</b> at Golden State, 1/11/09

## REBOUNDS

29	Herb Williams vs. Denver, 1/23/89
25	Dan Roundfield vs. Detroit, 12/16/77
23	Detlef Schrempf at Orlando, 11/1/92
22	Darnell Hillman vs. N.Y. Nets, 12/23/76
	Mickey Johnson vs. Kansas City, 1/19/80
	Dale Davis vs. Boston, 11/20/93
	Dale Davis vs. San Antonio, 12/30/93
21	Dave Robisch vs. Buffalo, 3/2/77
	Dan Roundfield vs. Houston, 4/8/78
	Clark Kellogg vs. Detroit, 2/2/83
	Clark Kellogg vs. Milwaukee, 11/27/84
	LaSalle Thompson vs. Boston, 3/22/91
	Dale Davis at Detroit, 12/26/96
	Jermaine O'Neal at Washington, 11/26/02
	Troy Murphy at New York, 2/23/09

## ASSISTS

23	Jamaal Tinsley vs. Washington, 11/22/01
20	Jalen Rose at Cleveland, 4/18/01
19	Mark Jackson vs. Milwaukee, 2/28/97
	Mark Jackson at Charlotte, 3/28/97
	Jamaal Tinsley vs. Dallas, 2/5/02
18	Vern Fleming vs. Houston, 11/23/90
	Micheal Williams vs. New York, 11/13/91
	Mark Jackson vs. Utah, 1/23/98
	Jamaal Tinsley vs. Houston, 01/13/01

## OPPONENTS

## POINTS

55	George Gervin, San Antonio, 1/23/80
53	Larry Bird at Boston, 3/30/83
	Michael Jordan at Chicago, 4/12/87
52	Bernard King at New York, 11/24/84
51	Chris Webber at Sacramento, 1/5/01
50	John Williamson, New Jersey, 4/4/78
49	Shaquille O'Neal, Orlando, 12/9/93
	Amar'e Stoudemire, Phoenix, 11/5/08
47	Michael Jordan, Chicago, 4/13/89
45	Rick Barry at Golden State, 11/9/77
	Larry Bird, Boston, 2/24/85
	Bernard King, New York, 3/22/85
	Michael Jordan at Chicago, 3/10/90
	Vince Carter, Toronto, 12/20/00
	Kobe Bryant, L.A. Lakers, 1/9/06
	Monta Ellis, at Golden State, 11/30/09
44	Moses Malone at Houston, 10/17/79
	Michael Jordan at Chicago, 12/27/86
	Michael Jordan, Chicago, 2/18/96

## REBOUNDS

34	Dennis Rodman at Detroit, 3/4/92
29	Bob McAdoo at Buffalo, 12/7/76
	Moses Malone at Houston, 10/17/79
28	Popeye Jones at Dallas, 1/9/96
27	Leonard Robinson, New Orleans, 12/7/77
26	Chris Webber at Sacramento, 1/5/01
	Tim Duncan, San Antonio, 2/17/10
25	Dennis Rodman, San Antonio, 1/22/95
24	Marvin Webster, Seattle, 11/2/77
	Terry Cummings, San Diego, 11/9/82
	Moses Malone at Philadelphia, 4/8/83
	Buck Williams at New Jersey, 10/30/85
	Roy Tarpley at Dallas, 1/13/88
	Dennis Rodman at Detroit, 2/13/91
	Dennis Rodman, Chicago, 2/18/96
	Dikembe Mutombo at Atlanta, 4/9/98

## ASSISTS

21	Earvin Johnson at L.A. Lakers, 12/16/90
20	John Lucas, Houston, 4/8/78
	Kevin Porter at Detroit, 3/17/79
	Geoff Huston at Cleveland, 2/3/82
	Stephon Marbury at New Jersey, 4/25/99
19	Geoff Huston at Cleveland, 2/13/82
	John Stockton, Utah, 11/2/91
	John Stockton, Utah, 1/16/95
	Stephon Marbury, New York, 01/10/05
	Raymond Felton, Charlotte, 12/30/06
18	Kevin Porter at New Jersey, 2/8/78
	Kevin Porter, Detroit, 3/13/79
	John Stockton at Utah, 11/17/89



## TOP PERFORMANCES

## SINGLE-GAME

## PACERS

## STEALS

9.....	Dudley Bradley vs. Cleveland, 11/29/80
8.....	Don Buse vs. Cleveland, 12/3/76
	Don Buse vs. New Orleans, 3/27/77
	Micheal Williams vs. Milwaukee, 1/12/91
	Micheal Williams vs. Chicago, 12/30/91
	Ron Artest vs. Miami, 3/31/02
	Ron Artest vs. Dallas, 3/24/04
	Jamaal Tinsley at Detroit, 11/19/04

## BLOCKED SHOTS

10.....	Jermaine O'Neal vs. Toronto, 1/22/03
9.....	Dan Roundfield at Buffalo, 2/21/77
	Clemon Johnson at Chicago, 1/11/80
	Herb Williams vs. L.A. Lakers, 1/15/82
	Herb Williams at San Diego, 1/20/83
	Herb Williams at Philadelphia, 4/11/86

## OPPONENTS

## STEALS

10.....	Johnny Moore at San Antonio, 3/6/85
	Lafayette Lever at Denver, 3/9/85
9.....	Quinn Buckner at Milwaukee, 1/2/77
	Michael R. Richardson at New Jersey, 10/30/85
	Michael Adams, Washington, 11/1/91

## BLOCKED SHOTS

15.....	Manute Bol at Washington, 2/26/87
11.....	Wayne Rollins at Atlanta, 11/27/82
	Mark Eaton at Utah, 1/1/85
	Shawn Bradley at New Jersey, 2/6/97
10.....	George Johnson at New Jersey, 3/4/80
	Edgar Jones at Detroit, 12/17/81
	Manute Bol, Washington, 2/25/86

## INDIVIDUAL PERFORMANCES

## MULTIPLE PLAYER/20+ POINT GAMES

## 50-20 POINTS

at Charlotte, 11/28/92 .....	Reggie Miller .....	57
	Detlef Schrempf .....	25

## 40-20 POINTS

at San Antonio, 1/16/77 .....	Billy Knight .....	43
	Wil Jones .....	21
vs. Cleveland, 12/3/82 .....	Billy Knight .....	41
	Clark Kellogg .....	23
vs. Dallas, 1/25/83 .....	Butch Carter .....	42
	Clark Kellogg .....	28
vs. Philadelphia, 3/15/83 .....	Billy Knight .....	40
	Herb Williams .....	21
vs. Houston, 11/1/83 .....	Butch Carter .....	42
	Clark Kellogg .....	27
vs. Sacramento, 2/19/92 .....	Chuck Person .....	41
	Reggie Miller .....	24
at Charlotte, 1/29/97 .....	Reggie Miller .....	40
	Rik Smits .....	22
vs. L.A. Clippers, 3/30/97 .....	Rik Smits .....	40
	Reggie Miller .....	28
vs. Milwaukee, 11/8/00 .....	Reggie Miller .....	41
	Jermaine O'Neal .....	24
at New Jersey, 10/30/01 .....	Jalen Rose .....	43
	Reggie Miller .....	20

## 40-30-20 POINTS

vs. New York, 3/31/77 .....	Billy Knight .....	41
	Dave Robisch .....	30
	Wil Jones .....	23
vs. Golden State, 11/23/77 .....	John Williamson .....	43
	Adrian Dantley .....	31
	Ricky Sobers .....	20

## 40-20-20 POINTS

vs. San Diego, 1/25/80 .....	Billy Knight .....	44
	James Edwards .....	21
	Alex English .....	20
vs. Detroit, 3/13/83 .....	Billy Knight .....	41
	Clark Kellogg .....	25
	Herb Williams .....	24
at Phoenix, 2/11/87 .....	Chuck Person .....	42
	Steve Stipanovich .....	22
	Herb Williams .....	20
vs. Atlanta, 12/23/02 .....	Al Harrington .....	40
	Ron Artest .....	24
	Brad Miller .....	22
vs. Golden State, 12/17/08 .....	Danny Granger .....	41
	Jarrett Jack .....	24
	Marquis Daniels .....	23

## 30-30-30 POINTS

vs. Denver, 3/7/91 .....	Reggie Miller .....	33
	Vern Fleming .....	31
	Rik Smits .....	31

## 30-30 POINTS

at Portland, 1/8/80 .....	James Edwards .....	35
	Mickey Johnson .....	31
at Golden State, 3/2/89 .....	Reggie Miller .....	36
	Chuck Person .....	32
vs. Minnesota, 12/12/89 .....	Reggie Miller .....	32
	Chuck Person .....	31

vs. Houston, 11/23/90 .....	Reggie Miller .....	35
	Chuck Person .....	33
vs. Dallas, 12/13/91 .....	Chuck Person .....	32
	Reggie Miller .....	30
at Atlanta, 2/24/06 .....	Peja Stojakovic .....	34
	Fred Jones .....	31
vs. Phoenix, 1/13/10 .....	Danny Granger .....	33
	Mike Dunleavy .....	30

## 30-30-20 POINTS

at Buffalo, 2/21/77 .....	Billy Knight .....	31
	John Williamson .....	30
	Wil Jones .....	23
vs. Washington, 10/28/77 .....	John Williamson .....	35
	Adrian Dantley .....	34
	Dan Roundfield .....	20
vs. New York, 3/1/87 .....	Chuck Person .....	35
	John Long .....	30
	Herb Williams .....	20
at Phoenix, 12/20/89 .....	Chuck Person .....	34
	Reggie Miller .....	32
	Vern Fleming .....	23
at Golden State, 12/22/89 .....	Chuck Person .....	32
	Vern Fleming .....	30
	Reggie Miller .....	25
vs. New Jersey, 12/21/91 .....	Chuck Person .....	33
	Rik Smits .....	31
	Reggie Miller .....	23
at Minnesota, 12/16/00 .....	Jalen Rose .....	31
	Jermaine O'Neal .....	30
	Reggie Miller .....	20
vs. Dallas, 2ot, 2/5/02 .....	Jalen Rose .....	33
	Austin Croshere .....	32
	Reggie Miller .....	23

## 30-20 POINTS

at New York, 2/26/77 .....	John Williamson .....	33
	Billy Knight .....	28
at Detroit, 11/15/00 .....	Reggie Miller .....	30
	Travis Best .....	22
at New Jersey, 11/18/00 .....	Reggie Miller .....	31
	Jermaine O'Neal .....	23
vs. Utah, 12/22/00 .....	Jalen Rose .....	36
	Reggie Miller .....	24
vs. Orlando, 12/25/00 .....	Jalen Rose .....	36
	Reggie Miller .....	22
	Jonathan Bender .....	20
at Utah, 1/9/01 .....	Reggie Miller .....	30
	Jalen Rose .....	21
	Jermaine O'Neal .....	20
at Houston, 3/13/01 .....	Jalen Rose .....	39
	Jermaine O'Neal .....	28
	Al Harrington .....	22
at Washington, 3/27/01 .....	Jalen Rose .....	35
	Reggie Miller .....	27
at Boston, 3/30/01 .....	Austin Croshere .....	32
	Jalen Rose .....	25
at Cleveland, 4/18/01 .....	Jermaine O'Neal .....	30
	Reggie Miller .....	22
	Jalen Rose .....	22
vs. Minnesota, 2ot, 11/16/01 .....	Jalen Rose .....	31
	Al Harrington .....	25
	Reggie Miller .....	23

## INDIVIDUAL PERFORMANCES

vs. Detroit, 1/18/02	Jalen Rose	31	vs. Phoenix, 12/4/07	Jermaine O'Neal	30
	Reggie Miller	20		Mike Dunleavy	22
vs. Memphis, 3/7/02	Jermaine O'Neal	31	at New York, 12/17/07	Mike Dunleavy	36
	Jamaal Tinsley	28		Jermaine O'Neal	22
vs. Phoenix, 4/5/02	Jermaine O'Neal	32	vs. Atlanta, 1/4/08	Danny Granger	32
	Brad Miller	25		Mike Dunleavy	23
vs. Milwaukee, ot, 4/12/02	Reggie Miller	30		Kareem Rush	20
	Brad Miller	24	vs. Cleveland, 2/20/08	Danny Granger	30
	Jermaine O'Neal	20		Troy Murphy	20
at Seattle, 12/4/02	Jermaine O'Neal	30	at Toronto, 2/29/08	Mike Dunleavy	36
	Al Harrington	26		Kareem Rush	23
at Milwaukee, ot, 12/11/02	Jermaine O'Neal	30	vs. Milwaukee, 3/2/08	Mike Dunleavy	36
	Jamaal Tinsley	21		Danny Granger	27
	Reggie Miller	20	vs. Seattle, 3/11/08	Mike Dunleavy	32
at Washington, 2ot, 1/4/03	Al Harrington	33		Danny Granger	23
	Jermaine O'Neal	26	vs. New York, 3/17/08	Mike Dunleavy	36
vs. Boston, 2/1/03	Jermaine O'Neal	33		Danny Granger	26
	Brad Miller	21	vs. Minnesota, 3/21/08	Danny Granger	32
at Golden State, 3/4/03	Ron Artest	32		Mike Dunleavy	25
	Jermaine O'Neal	21		Troy Murphy	22
at Philadelphia, 11/9/03	Ron Artest	30	vs. Charlotte, 4/12/08	Danny Granger	37
	Jermaine O'Neal	23		Mike Dunleavy	22
at New York, 11/15/03	Reggie Miller	31	at Washington, 4/14/08	Danny Granger	35
	Ron Artest	21		Mike Dunleavy	26
at Denver, 3/7/04	Jermaine O'Neal	31	vs. New York, 4/16/08	Mike Dunleavy	36
	Anthony Johnson	21		Danny Granger	26
at Cleveland, 3/14/04	Jermaine O'Neal	32	vs. Atlanta, 11/18/08	Danny Granger	34
	Ron Artest	21		Rasho Nesterovic	21
at Cleveland, 2ot, 11/3/04	Ron Artest	31	vs. Charlotte, 11/28/08	Danny Granger	35
	Austin Croshere	20		Marquis Daniels	20
at Philadelphia, ot, 11/12/04	Jermaine O'Neal	39		T.J. Ford	20
	Ron Artest	29	vs. L.A. Lakers, 12/2/08	Danny Granger	32
vs. New York, 11/13/04	Jermaine O'Neal	33		T.J. Ford	21
	Ron Artest	22	at Utah, 1/12/09	Danny Granger	30
at Dallas, 1/8/05	Jermaine O'Neal	32		Mike Dunleavy	20
	Jamaal Tinsley	20	vs. Orlando, 2/6/09	Danny Granger	33
at Miami, ot, 1/21/05	Jamaal Tinsley	30		T.J. Ford	21
	Jermaine O'Neal	26		Troy Murphy	20
at Washington, 2/7/05	Jermaine O'Neal	30	at New York, 2/23/09	Jarrett Jack	33
	Stephen Jackson	29		Marquis Daniels	28
at Utah, 3/8/05	Stephen Jackson	30	at Charlotte, 3/21/09	Jarrett Jack	31
	Reggie Miller	24		Danny Granger	21
at Chicago, 3/26/05	Stephen Jackson	34	at Chicago, 3/28/09	Danny Granger	32
	Fred Jones	20		Brandon Rush	29
vs. Miami, ot, 3/31/05	Reggie Miller	31	vs. Washington, 3/29/09	Danny Granger	31
	Stephen Jackson	29		Brandon Rush	29
vs. New York, ot, 4/10/05	Reggie Miller	34	vs. Chicago, 3/31/09	Danny Granger	31
	Stephen Jackson	27		T.J. Ford	22
vs. New Jersey, 11/11/05	Ron Artest	30	vs. San Antonio, 4/3/09	Danny Granger	35
	Jermaine O'Neal	20		Jarrett Jack	22
at Seattle, 12/6/05	Ron Artest	30	at Atlanta, 4/10/09	Danny Granger	35
	Jermaine O'Neal	22		Troy Murphy	21
vs. Washington, 12/8/05	Stephen Jackson	30	vs. Cleveland, 4/13/09	Danny Granger	38
	Jermaine O'Neal	25		Brandon Rush	27
vs. Golden State, 2/10/06	Stephen Jackson	30	vs. Milwaukee, 4/15/09	Danny Granger	35
	Peja Stojakovic	23		Brandon Rush	24
	Anthony Johnson	23	at Atlanta, 10/28/09	Danny Granger	31
at New York, 4/7/06	Peja Stojakovic	32		Earl Watson	20
	Jermaine O'Neal	25	vs. New York, 11/18/09	Danny Granger	33
at Philadelphia, 12/20/06	Jermaine O'Neal	34		Dahntay Jones	25
	Stephen Jackson	25	vs. Memphis, 12/30/09	Luther Head	30
vs. Chicago, 3/25/07	Jermaine O'Neal	39		Roy Hibbert	25
	Mike Dunleavy	23	at Houston, 2/20/10	Danny Granger	36
vs. Cleveland, 3/27/07	Jermaine O'Neal	32		T.J. Ford	23
	Danny Granger	22	at Detroit, 3/23/10	Danny Granger	32
at Denver, 11/27/07	Mike Dunleavy	30		Brandon Rush	20
	Shawne Williams	21			

## INDIVIDUAL PERFORMANCES

## TRIPLE DOUBLES

## PACERS

1. Ricky Sobers vs. New Jersey, 4/4/78.....	22 points .....	11 rebounds .....	13 assists
2. Mike Bantom at San Antonio, 11/21/78.....	17 points .....	10 rebounds .....	11 assists
3. Mickey Johnson vs. Washington, 10/26/79 .....	25 points .....	14 rebounds .....	10 assists
4. Mickey Johnson at Cleveland, 1/26/80 .....	37 points .....	11 rebounds .....	10 assists
5. Steve Stipanovich vs. Boston, 11/16/85.....	20 points .....	14 rebounds .....	10 assists
6. Vern Fleming vs. Milwaukee, 11/15/86.....	15 points .....	12 rebounds .....	10 assists
7. Chuck Person at New York, 12/20/86 .....	34 points .....	12 rebounds .....	10 assists
8. Vern Fleming at Dallas, 1/13/88 .....	18 points .....	12 rebounds .....	12 assists
9. Vern Fleming at L.A. Clippers, 1/20/88 .....	15 points .....	11 rebounds .....	12 assists
10. Vern Fleming vs. Detroit, 3/8/88 .....	18 points .....	10 rebounds .....	13 assists
11. Vern Fleming vs. Charlotte, 12/13/88.....	10 points .....	13 rebounds .....	12 assists
12. Chuck Person vs. Cleveland, 1/19/89.....	17 points .....	10 rebounds .....	10 assists
13. Reggie Miller vs. Charlotte, 3/5/91.....	22 points .....	10 rebounds .....	10 assists
14. Detlef Schrempf vs. Atlanta, 3/26/91.....	16 points .....	11 rebounds .....	12 assists
15. Detlef Schrempf vs. L.A. Clippers, 1/8/92.....	10 points .....	17 rebounds .....	10 assists
16. Micheal Williams vs. Atlanta, OT, 1/31/92.....	19 points .....	11 rebounds .....	10 assists
17. Pooh Richardson at Charlotte, 11/28/92.....	14 points .....	10 rebounds .....	11 assists
18. Detlef Schrempf at Sacramento, 12/10/92.....	25 points .....	12 rebounds .....	14 assists
19. Detlef Schrempf vs. L.A. Clippers, 1/5/93.....	15 points .....	18 rebounds .....	12 assists
20. Detlef Schrempf vs. Philadelphia, 1/12/93.....	20 points .....	10 rebounds .....	10 assists
21. Detlef Schrempf at Milwaukee, 2/13/93.....	34 points .....	12 rebounds .....	10 assists
22. Derrick McKey vs. L.A. Lakers, 12/20/95.....	17 points .....	13 rebounds .....	11 assists
23. Mark Jackson vs. L.A. Lakers, 3/2/97 .....	17 points .....	10 rebounds .....	15 assists
24. Mark Jackson at Toronto, 3/25/97 .....	10 points .....	11 rebounds .....	12 assists
25. Mark Jackson vs. New York, 5/13/98*.....	22 points .....	14 rebounds .....	13 assists
26. Mark Jackson at Cleveland, 2/25/99.....	15 points .....	12 rebounds .....	11 assists
27. Mark Jackson vs. Sacramento, 2/4/00.....	15 points .....	10 rebounds .....	15 assists
28. Jamaal Tinsley vs. Washington, 11/22/01 .....	19 points .....	11 rebounds .....	23 assists
29. Jamaal Tinsley at Minnesota, 3/15/02 .....	11 points .....	10 rebounds .....	10 assists
30. Jermaine O'Neal vs. Toronto, 1/22/03.....	18 points .....	10 rebounds .....	10 blocks

\* Playoff Game

## INDIVIDUAL PERFORMANCES

## OPPONENTS

1. Larry Kenon at San Antonio, 10/27/79.....	27 points.....	15 rebounds.....	10 assists
2. Micheal Ray Richardson at NY, 3/13/80.....	15 points.....	16 rebounds.....	16 assists
3. Larry Bird, Boston, 3/6/81.....	28 points.....	10 rebounds.....	10 assists
4. Edgar Jones at Detroit, 12/17/81.....	25 points.....	13 rebounds.....	10 blocks
5. Micheal Ray Richardson, NY, 12/26/81.....	17 points.....	12 rebounds.....	12 assists
6. Wayne Rollins at Atlanta, 11/27/82.....	10 points.....	15 rebounds.....	11 blocks
7. Jeff Ruland at Washington, 4/3/84.....	18 points.....	13 rebounds.....	12 assists
8. Lafayette Lever at Denver, 3/9/85.....	13 points.....	15 assists.....	10 steals
9. M.R. Richardson at NJ, 3ot, 10/30/85.....	38 points.....	11 rebounds.....	11 assists
10. Alvin Robertson at San Antonio, 11/22/85.....	14 points.....	12 rebounds.....	10 assists
11. Mark Aguirre at Dallas, 11/23/85.....	25 points.....	13 rebounds.....	12 assists
12. Larry Bird at Boston, 2/23/86.....	30 points.....	11 rebounds.....	12 assists
13. Charles Barkley, Philadelphia, 2ot, 11/4/86.....	34 points.....	10 rebounds.....	14 assists
14. Paul Pressey at Milwaukee, 11/11/86.....	17 points.....	10 rebounds.....	12 assists
15. Earvin Johnson, L.A. Lakers, 1/22/87.....	29 points.....	10 rebounds.....	11 assists
16. Manute Bol at Washington, 2/26/87.....	10 points.....	19 rebounds.....	15 blocks
17. Nate McMillan at Seattle, 1/18/88.....	16 points.....	11 rebounds.....	15 assists
18. Cedric Maxwell, Houston, 3/31/88.....	23 points.....	15 rebounds.....	10 assists
19. Earvin Johnson, L.A. Lakers, 12/10/88.....	32 points.....	11 rebounds.....	13 assists
20. Michael Jordan at Chicago, 3/13/89.....	21 points.....	14 rebounds.....	14 assists
21. Alvin Robertson at San Antonio, ot, 4/8/89.....	19 points.....	10 rebounds.....	10 assists
22. Michael Jordan, Chicago, 4/13/89.....	47 points.....	11 rebounds.....	13 assists
23. Sam Vincent at Orlando, 1/30/90.....	21 points.....	11 rebounds.....	17 assists
24. Darrell Walker at Washington, 4/22/90.....	11 points.....	13 rebounds.....	15 assists
25. Scottie Pippen at Chicago, 12/22/90.....	18 points.....	10 rebounds.....	11 assists
26. Mark Jackson at New York, 4/12/91.....	26 points.....	10 rebounds.....	11 assists
27. Larry Bird at Boston, 4/26/91*.....	21 points.....	12 rebounds.....	12 assists
28. Brad Daugherty at Cleveland, 3/24/92.....	32 points.....	11 rebounds.....	11 assists
29. Tom Gugliotta at Washington, 12/5/92.....	19 points.....	12 rebounds.....	11 assists
30. Hersey Hawkins at Philadelphia, ot, 1/27/93.....	28 points.....	13 rebounds.....	10 assists
31. Larry Johnson, Charlotte, 3/19/93.....	21 points.....	10 rebounds.....	11 assists
32. Mookie Blaylock at Atlanta, 5/12/94*.....	11 points.....	10 rebounds.....	13 assists
33. Mookie Blaylock at Atlanta, 5/17/94*.....	14 points.....	10 rebounds.....	13 assists
34. Shawn Bradley at New Jersey, 2/6/97.....	14 points.....	14 rebounds.....	11 blocks
35. Toni Kukoc, Philadelphia, 3/26/00.....	19 points.....	10 rebounds.....	10 assists
36. Antoine Walker at Boston, 12/8/00.....	16 points.....	10 rebounds.....	12 assists
37. Steve Francis at Houston, 3/13/01.....	16 points.....	10 rebounds.....	11 assists
38. Elton Brand, L.A. Clippers, 1/26/03.....	17 points.....	14 rebounds.....	10 assists
39. LeBron James, Cleveland, 11/25/07.....	30 points.....	11 rebounds.....	10 assists
40. LeBron James, Cleveland, 2/20/08.....	31 points.....	14 rebounds.....	12 assists
41. Rajon Rondo, at Boston, 12/3/08.....	16 points.....	13 rebounds.....	15 assists
42. Andre Miller, at Philadelphia, 12/20/08.....	14 points.....	10 rebounds.....	12 assists
43. Gilbert Arenas, at Washington, 12/12/09.....	22 points.....	10 rebounds.....	11 assists
44. Darren Collison, at New Orleans, 2/19/10.....	18 points.....	13 rebounds.....	12 assists

\* Playoff Game

## INDIVIDUAL PERFORMANCES

## DOUBLE-DOUBLES

DOUBLE-DOUBLES ARE CURRENT PLAYERS, PACERS' STATS ONLY, REGULAR SEASON ONLY

## MIKE DUNLEAVY

1. vs. Golden State, 2/5/07 .....	11 points, 13 rebounds	34. vs. Golden State, 3/11/05 .....	14 points, 17 rebounds
2. vs. Denver, 2/9/07 .....	23 points, 11 rebounds	35. vs. Toronto, 12/30/05 .....	10 points, 13 rebounds
3. at Charlotte, 4/6/07 .....	11 points, 14 rebounds	36. vs. Washington, 1/13/06 .....	10 points, 11 rebounds
4. at Miami, 4/13/07 .....	14 points, 10 rebounds	37. vs. L.A. Lakers, 2/1/06 .....	15 points, 13 rebounds
5. vs. Washington, 10/31/07 .....	25 points, 12 rebounds	38. vs. Atlanta, 2/24/06 .....	11 points, 14 rebounds
6. at Portland, 11/28/07 .....	20 points, 11 rebounds	39. at Toronto, 3/12/06 .....	19 points, 16 rebounds
7. vs. Atlanta, 1/4/08 .....	23 points, 12 rebounds	40. vs. Denver, 3/15/06 .....	13 points, 14 rebounds
8. at Golden State, 1/13/08 .....	18 points, 10 rebounds	41. vs. Boston, 3/19/06 .....	13 points, 12 rebounds
9. at Milwaukee, 4/4/08 .....	27 points, 11 rebounds	42. at Golden State, 11/29/06 .....	11 points, 10 rebounds

## T.J. FORD

1. vs. Oklahoma City, 11/10/08 .....	24 points, 10 assists	43. vs. Dallas, 11/23/07 .....	10 points, 11 rebounds
2. at Detroit, 12/12/08 .....	12 points, 10 assists	44. at Portland, 11/28/07 .....	11 points, 17 rebounds
3. at Milwaukee, 2/11/09 .....	14 points, 13 assists	45. vs. Sacramento, 1/19/08 .....	11 points, 11 rebounds
4. vs. Toronto, 4/8/09 .....	14 points, 11 assists	46. at Chicago, 1/23/08 .....	12 points, 11 rebounds
5. vs. Washington, 11/6/09 .....	18 points, 10 rebounds	47. vs. Detroit, 1/29/08 .....	11 points, 13 rebounds
6. vs. Charlotte, 12/16/09 .....	15 points, 13 assists	48. vs. Houston, 2/1/08 .....	13 points, 17 rebounds

## JEFF FOSTER

1. vs. New Jersey, 3/4/01 .....	11 points, 11 rebounds	52. vs. Milwaukee, 4/6/08 .....	16 points, 15 rebounds
2. vs. Chicago, 4/6/01 .....	15 points, 10 rebounds	53. vs. New Jersey, 11/8/08 .....	12 points, 13 rebounds
3. at New Jersey, 4/8/01 .....	13 points, 12 rebounds	54. vs. Philadelphia, 11/14/08 .....	10 points, 11 rebounds
4. at Boston, 11/14/01 .....	17 points, 15 rebounds	55. at Toronto, 12/10/08 .....	10 points, 12 rebounds
5. vs. Atlanta, 11/20/01 .....	11 points, 11 rebounds	56. vs. New Jersey, 12/23/08 .....	12 points, 14 rebounds
6. vs. Washington, 11/22/01 .....	12 points, 11 rebounds	57. vs. Atlanta, 12/30/08 .....	12 points, 12 rebounds
7. vs. Milwaukee, 1/15/02 .....	10 points, 13 rebounds		
8. at Milwaukee, 1/16/02 .....	11 points, 13 rebounds		
9. vs. Seattle, 1/26/02 .....	16 points, 12 rebounds		
10. vs. Dallas, 2/5/02 .....	11 points, 13 rebounds		
11. at Charlotte, 2/15/02 .....	13 points, 12 rebounds		
12. at Sacramento, 3/9/03 .....	12 points, 11 rebounds		
13. vs. Seattle, 11/14/03 .....	19 points, 12 rebounds		
14. vs. L.A. Clippers, 11/19/03 .....	11 points, 14 rebounds		
15. vs. Orlando, 1/6/04 .....	10 points, 11 rebounds		
16. at Denver, 3/7/04 .....	11 points, 10 rebounds		
17. vs. Sacramento, 3/19/04 .....	10 points, 12 rebounds		
18. vs. Dallas, 3/24/04 .....	12 points, 12 rebounds		
19. at Orlando, 3/26/04 .....	16 points, 11 rebounds		
20. vs. New York, 4/6/04 .....	12 points, 10 rebounds		
21. vs. Sacramento, 12/11/04 .....	11 points, 18 rebounds		
22. at Atlanta, 12/14/04 .....	10 points, 11 rebounds		
23. vs. Toronto, 12/17/04 .....	10 points, 18 rebounds		
24. at Chicago, 12/18/04 .....	12 points, 18 rebounds		
25. vs. Philadelphia, 12/22/04 .....	18 points, 12 rebounds		
26. vs. Detroit, 12/25/04 .....	10 points, 16 rebounds		
27. at New Jersey, 12/30/04 .....	16 points, 16 rebounds		
28. vs. Milwaukee, 1/4/05 .....	10 points, 10 rebounds		
29. vs. Phoenix, 1/14/05 .....	11 points, 12 rebounds		
30. vs. Toronto, 2/2/05 .....	16 points, 12 rebounds		
31. at Washington, 2/7/05 .....	14 points, 11 rebounds		
32. vs. Portland, 2/16/05 .....	14 points, 17 rebounds		
33. at Orlando, 2/22/05 .....	12 points, 11 rebounds		

## DANNY GRANGER

1. at Cleveland, 1/24/06 .....	12 points, 11 rebounds
2. vs. Cleveland, 1/27/06 .....	21 points, 14 rebounds
3. vs. L.A. Lakers, 2/1/06 .....	14 points, 12 rebounds
4. vs. NOK Hornets, 2/21/06 .....	22 points, 11 rebounds
5. vs. Orlando, 3/13/06 .....	21 points, 12 rebounds
6. vs. Philadelphia, 3/26/06 .....	17 points, 12 rebounds
7. vs. Atlanta, 1/9/07 .....	15 points, 10 rebounds
8. vs. Boston, 4/7/07 .....	15 points, 10 rebounds
9. at Milwaukee, 4/11/07 .....	18 points, 10 assists
10. vs. Washington, 10/31/07 .....	20 points, 13 rebounds
11. at Phoenix, 1/9/08 .....	22 points, 11 rebounds
12. vs. Boston, 2/12/08 .....	18 points, 10 rebounds
13. vs. Toronto, 2/25/08 .....	20 points, 10 rebounds
14. vs. New York, 3/17/08 .....	26 points, 11 rebounds
15. at Chicago, 3/22/08 .....	18 points, 10 rebounds
16. at Philadelphia, 4/11/08 .....	30 points, 12 rebounds
17. at Chicago, 11/15/08 .....	15 points, 10 rebounds
18. vs. Golden State, 12/17/08 .....	41 points, 11 rebounds
19. vs. Detroit, 1/14/09 .....	24 points, 10 rebounds
20. vs. Philadelphia, 2/17/09 .....	20 points, 10 rebounds
21. vs. Portland, 3/18/09 .....	35 points, 10 rebounds
22. vs. Dallas, 3/20/09 .....	18 points, 11 rebounds
23. vs. Golden State, 11/11/09 .....	31 points, 16 rebounds
24. vs. Cleveland, 1/29/10 .....	13 points, 10 rebounds
25. vs. Chicago, 2/9/10 .....	27 points, 10 rebounds

## INDIVIDUAL PERFORMANCES

## TYLER HANSBROUGH

1. vs. Portland, 12/9/09..... 13 points, 11 rebounds
2. vs. Atlanta, 12/26/09..... 19 points, 11 rebounds
3. at Miami, 12/27/09..... 10 points, 10 rebounds

## ROY HIBBERT

1. vs. Denver, 11/3/09..... 14 points, 12 rebounds
2. at New York, 11/4/09..... 15 points, 14 rebounds
3. vs. Washington, 11/6/09..... 12 points, 11 rebounds
4. at New Jersey, 11/17/09..... 19 points, 10 rebounds
5. vs. New York, 11/18/09..... 14 points, 12 rebounds
6. vs. Memphis, 12/30/09..... 25 points, 13 rebounds
7. vs. New Orleans, 1/16/10..... 27 points, 10 rebounds
8. vs. Detroit, 2/5/10..... 10 points, 11 rebounds
9. vs. Philadelphia, 3/9/10..... 12 points, 11 rebounds
10. vs. Houston, 4/4/10..... 20 points, 11 rebounds

## DAHNTAY JONES

1. at New York, 11/4/09..... 19 points, 12 rebounds

## JOSH McROBERTS

1. vs. Toronto, 4/8/09..... 12 points, 11 rebounds
2. vs. Washington, 3/24/10..... 14 points, 12 rebounds
3. vs. Houston, 4/4/10..... 18 points, 12 rebounds

## BRANDON RUSH

1. vs. Golden State, 12/17/08..... 10 points, 11 rebounds
2. vs. Washington, 3/29/09..... 29 points, 10 rebounds
3. at New York, 11/4/09..... 12 points, 10 rebounds
4. vs. L.A. Clippers, 11/25/09..... 13 points, 11 rebounds
5. at Miami, 1/19/10..... 17 points, 10 rebounds
6. vs. L.A. Lakers, 1/27/10..... 13 points, 11 rebounds



## TEAM PERFORMANCES

## SCORING BY QUARTERS

## FIRST QUARTER

<b>Pacers High:</b> .....	46 vs. Denver .....	11/10/07
<b>Pacers Low:</b> .....	11 vs. Washington .....	11/26/82
	at Charlotte .....	2/26/01
<b>Opponent's High:</b> .....	44 at Chicago .....	12/22/90
<b>Opponent's Low:</b> .....	9 at New Jersey .....	12/14/89
	Detroit .....	1/20/04
	Memphis .....	12/10/05
	Miami .....	3/23/07

## SECOND QUARTER

<b>Pacers High:</b> .....	47 at Charlotte .....	2/2/94
<b>Pacers Low:</b> .....	7 vs. L.A. Clippers .....	11/10/04
<b>Opponent's High:</b> .....	43 at L.A. Lakers .....	11/12/78
	at Boston .....	2/8/80
	at Boston .....	1/20/84
	at Dallas .....	1/8/05
<b>Opponent's Low:</b> .....	8 Utah .....	11/29/89

## THIRD QUARTER

<b>Pacers High:</b> .....	45 vs. Denver .....	12/8/82
<b>Pacers Low:</b> .....	8 at Boston .....	11/6/96
	vs. Minnesota .....	12/23/06
<b>Opponent's High:</b> .....	46 at Boston .....	3/30/83
<b>Opponent's Low:</b> .....	8 Milwaukee .....	3/17/93

## FOURTH QUARTER

<b>Pacers High:</b> .....	46 vs. San Antonio .....	1/23/80
	vs. Golden State .....	1/16/08
<b>Pacers Low:</b> .....	9 vs. Washington .....	1/4/95
	vs. San Antonio .....	3/29/98
	at Chicago .....	12/18/04
	vs. Memphis .....	1/2/08
	vs. Cleveland .....	1/29/10
<b>Opponent's High:</b> .....	47 at Golden State .....	3/19/77
<b>Opponent's Low:</b> .....	8 at Boston .....	11/22/93
	at Milwaukee .....	11/15/94
	Portland .....	3/17/04

## STREAKS

## WINNING

<b>Overall:</b> 9 .....	11/2/02 - 11/22/02
<b>Home:</b> 25 .....	11/26/99 - 3/9/00
<b>Road:</b> 7 .....	10/29/03 - 11/24/03

## MARGINS

## AT HOME

<b>Widest Victory:</b> .....	65, vs. Portland, 2/27/98 (124-59)
<b>Widest Defeat:</b> .....	34, vs. L.A. Clippers, 11/10/04 (68-102)

## OVERTIME

<b>Pacers High:</b> .....	23 vs. Golden State .....	3/31/91
<b>Pacers Low:</b> .....	*0 at Portland .....	3/10/97
<b>Opponent's High:</b> .....	20 L.A. Clippers .....	12/19/08
<b>Opponent's Low:</b> .....	*0 at Vancouver .....	12/1/00

## FIRST HALF

<b>Pacers High:</b> .....	86 vs. Golden State .....	1/15/90
<b>Pacers Low:</b> .....	27 vs. L.A. Clippers .....	11/10/04
<b>Opponent's High:</b> .....	80 at L.A. Lakers .....	11/12/78
<b>Opponent's Low:</b> .....	24 Dallas .....	2/13/98

## SECOND HALF

<b>Pacers High:</b> .....	84 vs. Houston .....	3/23/79
<b>Pacers Low:</b> .....	21 vs. San Antonio .....	3/29/98
	vs. Minnesota .....	12/23/06
<b>Opponent's High:</b> .....	83 Cleveland .....	1/15/93
<b>Opponent's Low:</b> .....	24 at Milwaukee .....	11/15/94
	at Miami .....	1/5/04

\* NBA Record

## LOSING

<b>Overall:</b> 12 .....	2/16/83 - 3/11/83
	3/14/85 - 4/3/85
	1/26/89 - 2/23/89
<b>Home:</b> 9 .....	2/4/83 - 3/11/83
<b>Road:</b> 28 .....	2/18/83 - 12/21/83

## ON ROAD

<b>Widest Victory:</b> .....	47, at Vancouver, 12/4/96 (127-80)
<b>Widest Defeat:</b> .....	59, at Golden State, 3/19/77 (91-150)

## ROOKIE RECORDS

## GAME

<b>MIN:</b> 56	Jamaal Tinsley vs. Dallas, 2ot, 2/5/02
<b>PTS:</b> 42	Chuck Person at Phoenix, 2/11/87
<b>TR:</b> 21	Clark Kellogg vs. Detroit, 2/2/83
<b>AST:</b> 23	Jamaal Tinsley vs. Washington, 11/22/01
<b>ST:</b> 7	Dudley Bradley at San Antonio, 10/27/79
<b>BKS:</b> 9	Herb Williams vs. L.A. Lakers, 1/15/82

## SEASON

<b>MIN:</b> 2,956	Chuck Person, 1986-87 (36.0)
<b>PTS:</b> 1,625	Clark Kellogg, 1982-83 (20.1)
<b>FG PCT:</b> .576	David Harrison, 2004-05 (106-184)
<b>FT PCT:</b> .852	Bill Martin, 1985-86 (46-54)
<b>TR:</b> 860	Clark Kellogg, 1982-83 (10.6)
<b>AST:</b> 647	Jamaal Tinsley, 2001-02 (8.1)
<b>ST:</b> 211	Dudley Bradley, 1979-80 (2.6)
<b>BKS:</b> 178	Herb Williams, 1981-82 (2.2)

## RECORD BREAKDOWN

## OVERALL

YEAR	HOME	ROAD	OVERTIME	OFFENSE 100+	OFFENSE -100	DEFENSE 100+	DEFENSE -100
1976-77	25-16	11-30	0-2	31-33	5-13	15-43	21-3
1977-78	21-20	10-31	3-3	27-36	4-15	22-46	9-5
1978-79	25-16	13-28	1-0	36-33	2-11	29-40	9-4
1979-80	26-15	11-30	4-2	34-36	3-9	29-40	8-5
1980-81	27-14	17-24	1-1	43-26	1-12	28-35	16-3
1981-82	25-16	10-31	1-4	30-23	5-24	17-40	18-7
1982-83	14-27	6-35	1-4	17-43	3-19	15-60	5-2
1983-84	20-21	6-35	2-2	22-31	4-25	16-50	10-6
1984-85	16-25	6-35	2-1	20-47	2-13	16-59	6-1
1985-86	19-22	7-34	0-1	23-29	3-27	13-50	13-6
1986-87	28-13	13-28	5-2	35-20	6-21	24-34	17-7
1987-88	25-16	13-28	0-1	31-27	7-17	21-37	17-7
1988-89	20-21	8-33	3-3	26-33	2-21	18-53	10-1
1989-90	28-13	14-27	4-4	38-28	4-12	26-38	16-2
1990-91	29-12	12-29	2-3	40-29	1-12	35-38	6-3
1991-92	26-15	14-27	5-5	39-36	1-6	28-41	12-1
1992-93	27-14	14-27	2-0	39-25	2-16	22-33	19-8
1993-94	29-12	18-23	1-2	41-7	6-28	14-20	33-15
1994-95	33-8	19-22	3-1	32-6	20-24	10-16	42-14
1995-96	32-9	20-21	1-1	35-4	17-26	13-19	39-11
1996-97	21-20	18-23	6-3	25-3	14-40	8-20	31-23
1997-98	32-9	26-15	4-1	25-0	33-24	9-16	49-18
1998-99	18-7	15-10	3-1	13-4	20-13	4-8	29-9
1999-00	36-5	20-21	1-1	39-7	17-19	17-19	39-7
2000-01	26-15	15-26	5-5	15-5	26-36	5-18	36-23
2001-02	25-16	17-24	3-4	21-11	21-29	9-24	33-16
2002-03	32-9	16-25	6-2	29-5	19-29	8-16	40-18
2003-04	34-7	27-14	3-2	19-1	42-20	1-4	60-17
2004-05	25-16	19-22	5-3	20-4	24-34	5-15	39-23
2005-06	27-14	14-27	0-2	15-5	26-36	3-17	38-24
2006-07	22-19	13-28	2-1	21-9	14-38	6-32	29-15
2007-08	21-20	15-26	1-2	32-21	4-25	20-39	16-7
2008-09	25-16	11-30	1-4	27-30	9-16	18-40	18-6
2009-10	23-18	9-32	0-1	26-16	6-34	15-38	17-12

## RECORD BREAKDOWN

## VS. CONFERENCES AND DIVISIONS

YEAR	EASTERN	ATLANTIC	CENTRAL	WESTERN	MIDWEST	PACIFIC
1976-77	22-20	13-6	9-14	14-26	9-11	5-15
1977-78	18-24	9-10	9-14	13-27	8-12	5-15
1978-79	24-18	7-12	17-6	14-26	6-10	8-16
1979-80	28-32	13-17	15-15	9-13	5-5	4-8
1980-81	32-26	15-14	17-12	12-12	9-3	3-9
1981-82	23-35	9-19	14-16	12-12	7-5	5-7
1982-83	12-46	6-22	6-24	8-16	4-8	4-8
1983-84	17-41	5-23	12-18	9-15	4-8	5-7
1984-85	14-44	7-21	7-23	8-16	5-7	3-9
1985-86	19-39	10-19	9-20	7-17	1-11	6-6
1986-87	28-30	15-14	13-16	13-11	7-5	6-6
1987-88	25-33	12-16	13-17	13-11	6-6	7-5
1988-89	15-41	7-19	8-22	13-13	6-6	7-7
1989-90	30-24	14-10	16-14	12-16	7-7	5-9
1990-91	27-27	12-11	15-16	14-14	8-6	6-8
1991-92	27-29	14-14	13-15	13-13	8-5	5-8
1992-93	27-29	16-12	11-17	14-12	4-8	10-4
1993-94	32-24	17-11	15-13	15-11	7-5	8-6
1994-95	35-21	17-11	18-10	17-9	7-5	10-4
1995-96	36-18	17-9	19-9	16-12	8-6	8-6
1996-97	22-32	11-15	11-17	17-11	9-5	8-6
1997-98	41-13	22-4	19-9	17-11	9-5	8-6
1998-99	30-15	15-8	15-7	3-2	2-0	1-2
1999-00	36-18	16-10	20-8	20-8	11-3	9-5
2000-01	29-25	14-12	15-13	12-16	5-9	7-7
2001-02	27-27	14-12	13-15	15-13	8-6	7-7
2002-03	35-19	16-10	19-9	13-15	7-7	6-8
2003-04	41-13	21-5	20-8	20-8	10-4	10-4

	EASTERN	ATLANTIC	CENTRAL	SOUTHEAST	WESTERN	SOUTHWEST	NORTHWEST	PACIFIC
2004-05	29-23	8-10	9-7	12-6	15-15	6-4	6-4	3-7
2005-06	24-28	9-9	6-10	9-9	17-13	4-6	6-4	7-3
2006-07	25-27	8-10	8-8	9-9	10-20	5-5	2-8	3-7
2007-08	24-28	10-8	5-11	9-9	12-18	3-7	6-4	3-7
2008-09	23-29	8-10	7-9	8-10	13-17	3-7	4-6	6-4
2009-10	23-29	11-7	6-10	6-12	9-21	2-8	3-7	4-6

## RECORD BREAKDOWN

## MONTH-BY-MONTH

YEAR	OCTOBER	NOVEMBER	DECEMBER	JANUARY	FEBRUARY	MARCH	APRIL	MAY
1976-77	3-3	6-8	7-9	6-7	5-7	5-11	4-1	----
1977-78	3-2	4-11	7-4	5-11	3-11	7-10	2-2	----
1978-79	4-3	4-10	3-11	9-6	6-8	10-5	2-1	----
1979-80	5-6	6-9	6-6	9-7	5-7	6-10	----	----
1980-81	7-3	7-8	7-7	10-5	6-7	7-8	----	----
1981-82	2-0	6-8	8-6	3-10	8-7	6-9	2-7	----
1982-83	1-1	5-9	5-8	3-11	2-12	3-13	1-8	----
1983-84	0-2	4-10	3-9	6-8	5-11	7-9	1-7	----
1984-85	0-2	5-11	3-9	7-9	4-8	1-16	2-5	----
1985-86	1-1	2-13	6-7	5-11	6-8	5-10	1-5	----
1986-87	0-1	7-8	7-6	6-9	7-6	9-5	5-6	----
1987-88	----	8-6	5-7	7-8	9-4	4-11	5-7	----
1988-89	----	2-12	3-10	6-9	3-9	8-8	6-6	----
1989-90	----	8-4	11-5	4-12	7-6	6-7	6-6	----
1990-91	----	5-10	6-8	7-6	7-6	11-6	5-5	----
1991-92	----	6-11	6-7	5-10	9-5	9-5	5-4	----
1992-93	----	6-6	7-9	9-6	4-8	8-6	7-6	----
1993-94	----	4-8	6-8	7-7	11-2	9-7	10-3	----
1994-95	----	7-5	10-4	7-8	10-3	11-6	7-4	----
1995-96	----	6-6	9-6	14-2	8-6	7-8	8-2	----
1996-97	----	5-8	8-7	8-7	6-7	8-7	4-7	----
1997-98	0-1	8-5	11-4	12-2	8-5	11-5	8-2	----
1998-99	----	----	----	----	9-4	11-6	11-7	2-0
1999-00	----	8-7	12-2	8-6	11-2	9-7	8-2	----
2000-01	0-1	6-7	7-10	7-7	6-4	7-10	8-2	----
2001-02	1-1	8-8	9-6	6-8	4-6	8-7	6-4	----
2002-03	1-0	12-2	10-6	10-6	5-7	5-9	5-4	----
2003-04	1-1	13-2	9-7	12-3	8-3	12-4	6-1	----
2004-05	----	10-4	5-9	5-10	8-4	9-7	7-4	----
2005-06	----	9-5	6-7	6-10	7-3	7-11	6-5	----
2006-07	----	9-7	8-8	7-6	5-6	2-14	4-6	----
2007-08	1-0	7-9	7-8	4-10	4-9	8-7	5-6	----
2008-09	0-1	6-9	4-11	9-8	6-7	7-7	4-3	----
2009-10	0-2	6-7	3-13	7-10	4-7	8-8	4-3	----

## TRANSACTIONS

**1976**

- 6/17 Indiana Pacers join the National Basketball Association as the American Basketball Association merges with the NBA
- 8/18 Signed free agent Darrell Elston
- 8/31 Signed free agent Freddie Lewis
- 9/14 Signed free agent Steve Green
- 10/4 Waived Travis Grant, Charles Jordan
- 10/25 Signed free agent Clyde Mayes
- 11/2 Acquired Mel Bennett from Philadelphia in exchange for a 1980 first-round draft pick
- 11/3 Signed free agent Jerome Anderson...Waived Clyde Mayes
- 11/10 Signed free agent Rudy Hackett
- 11/24 Waived Darrell Elston
- 12/6 Waived Rudy Hackett

**1977**

- 1/17 Waived Jerome Anderson
- 2/1 Traded a first-round draft pick and a player to be named later to the New York Nets in exchange for John Williamson
- 2/4 Signed free agent Jerome Anderson
- 2/13 Waived Jerome Anderson
- 4/11 Traded Darnell Hillman to the New York Nets to complete the trade on 2/1
- 6/10 Selected Alonzo Bradley in the second round (29th overall), Stan Mayhew in the third round (51st overall), George Pendleton in the fourth round (73rd overall), Marvin Jackson in the fifth round (95th overall) and Tom Scheffler in the sixth round (117th overall) in the 1977 NBA Draft
- 8/12 Signed free agent Bobby Wilson
- 9/1 Traded Billy Knight to Buffalo in exchange for Mike Bantom and Adrian Dantley
- 9/6 Traded Don Buse to Phoenix in exchange for Ricky Sobers
- 10/14 Signed free agent Willie Smith
- 10/18 Acquired Johnny Neumann from Buffalo in exchange for a third-round draft pick and cash
- 10/20 Waived Willie Smith
- 12/8 Waived Bobby Wilson
- 12/13 Traded Adrian Dantley and Dave Robisch to the L.A. Lakers in exchange for James Edwards, Earl Tatum and cash
- 12/21 Traded Alonzo Bradley to Houston in exchange for Ron Behagen

**1978**

- 1/27 Traded John Williamson to New Jersey in exchange for Bob Carrington and future considerations
- 6/8 Acquired Johnny Davis and a first-round draft pick from Portland in exchange for the Pacers' 1978 first-round draft pick
- 6/9 Selected Rick Robey in the first round (3rd overall), Wayne Radford in the second round (27th overall), Ricky Lee in the fourth round (71st overall), James Sparrow in the fifth round (92nd overall), Sherman Dillard in the sixth round (115th overall) and Ollie Matson Jr. in the seventh round (135th overall) in the 1978 NBA Draft
- 6/30 Acquired Corky Calhoun from Portland in exchange for a second-round draft pick

- 7/19 Traded Earl Tatum to Boston in exchange for a first-round draft pick and cash
- 7/28 Atlanta signed free agent Dan Roundfield (Pacers compensated with a 1979 first-round draft pick and cash)
- 8/7 Signed free agent Kevin Stacom (Boston was compensated with a third-round draft pick)
- 9/1 Traded Mel Bennett to Denver in exchange for future considerations
- 9/7 Waived Mike Flynn
- 9/11 Waived Ron Behagen
- 10/12 Waived Bob Carrington

**1979**

- 1/16 Traded Rick Robey to Boston in exchange for Billy Knight
- 2/9 Traded Kevin Stacom to Boston in exchange for cash
- 2/14 Signed free agent Brad Davis
- 6/25 Selected Dudley Bradley in the first round (13th pick), Tony Zeno in the second round (32nd overall), Don Newman in the fourth round (74th overall), Billy Reid in the fifth round (98th overall), Greg Guye in the sixth round (117th overall), Dirk Ewing in the seventh round (136th overall) and Brian Magid in the eighth round (157th overall) in the 1979 NBA Draft
- 7/17 Signed free agent Mickey Johnson
- 8/3 Signed free agent John Kuester
- 8/28 Traded Ricky Sobers to Chicago as compensation for signing Mickey Johnson
- 10/9 Acquired Clemon Johnson from Portland in exchange for a second-round draft pick
- 10/10 Waived Wayne Radford
- 10/20 Signed free agent Joe Hassett
- 10/22 Waived Brad Davis
- 11/1 Waived Corky Calhoun
- 11/15 Signed free agent Ron Carter...Waived Tony Zeno
- 11/27 Traded Len Elmore to Kansas City for a future draft pick
- 12/5 Acquired Phil Chenier from Washington in exchange for future considerations...Waived Ron Carter

**1980**

- 2/1 Traded Alex English and a first-round draft pick to Denver in exchange for George McGinnis
- 2/15 Signed free agent Ron Carter...Waived Phil Chenier
- 2/25 Waived Ron Carter
- 5/28 Joe Hassett was selected by Dallas in the 1980 Expansion Draft
- 6/2 Named Jack McKinney head coach
- 6/10 Selected Louis Orr (29th overall), Kenny Natt (30th overall) and Dick Miller (40th overall) in the second round, Rich Branning in the fourth round (78th overall), Joe Galvin in the fifth round (100th overall), Randy Owens in the sixth round (124th overall), Charles Naddaff in the seventh round (146th overall), Steve Stielper in the eighth round (167th overall), Scott Rogers in the ninth round (186th overall) and John Bates in the 10th round (204th overall) in the 1980 NBA Draft
- 9/11 Traded Mickey Johnson to Milwaukee in exchange for George Johnson and a second-round draft pick

## TRANSACTIONS

- 9/25 Waived John Kuester and Dick Miller
- 10/9 Signed free agent Jerry Sichting
- 11/11 Signed free agent Dick Miller
- 11/24 Waived Dick Miller
- 11/25 Acquired Don Buse from Phoenix in exchange for two second-round draft picks
- 12/11 Waived Kenny Natt
- 12/26 Signed free agent Tom Abernethy

**1981**

- 5/25 Cleveland signed free agent James Edwards (Pacers compensated with two second-round draft picks)
- 6/5 Acquired Tom Owens from Portland in exchange for a 1984 first-round draft pick
- 6/9 Selected Herb Williams in the first round (14th overall), Ray Blume (36th overall) and Al Leslie (37th overall) in the second round, Purvis Miller in the third round (60th overall), Rolando Frazier in the fourth round (83rd overall), George Peterson in the fifth round (106th overall), Robert Fronk in the sixth round (129th overall), Larry McKinney in the seventh round (152nd overall), Len Hatzenbeller in the eighth round (174th overall), Scott Whitley in the ninth round (195th overall) and Rodney Benson in the 10th round (215th overall) in the 1981 NBA Draft
- 10/15 Acquired Butch Carter from the L.A. Lakers in exchange for a third-round draft pick
- 10/21 Signed free agent Raymond Townsend
- 12/22 Waived Raymond Townsend
- 12/25 Signed free agent Raymond Townsend

**1982**

- 1/20 Traded Mike Bantom to Philadelphia in exchange for cash
- 6/29 Selected Clark Kellogg in the first round (8th overall), Guy Morgan (40th overall) and Jose Slaughter (43rd overall) in the second round, Jeff Jones in the fourth round (77th overall), Rich DiBenedetto in the fifth round (100th overall), Jeff Clark in the sixth round (123rd overall), Brad Leaf in the seventh round (146th overall), Donald Reese in the eighth round (169th overall), Mike Searce in the ninth round (192nd overall) and Craig Summers in the 10th round (213th overall) in the 1982 NBA Draft
- 8/16 Signed free agent Marty Byrnes
- 9/27 Traded Tom Owens to Detroit in exchange for a second-round draft pick
- 10/10 Signed free agent John Duren
- 10/22 New York signed free agent Louis Orr (Pacers compensated with a second-round draft pick)
- 10/25 Acquired Brad Branson from Cleveland in exchange for a 1983 second-round draft pick
- 10/27 Waived George McGinnis
- 12/31 Traded Johnny Davis to Atlanta for a second-round draft pick, cash and future considerations

**1983**

- 1/7 Portland signed free agent Don Buse (Pacers compensated with cash and other considerations)
- 1/31 Waived Guy Morgan
- 2/15 Traded Clemon Johnson and a third-round draft pick to Philadelphia in exchange for Russ Schoene, a first and second-round draft pick

- 5/9 NBA Board of Governors approves the sale of the Indiana Pacers to Melvin and Herb Simon
- 6/28 Traded Mitchell Wiggins to Chicago in exchange for Sidney Lowe
- 6/28 Selected Steve Stipanovich in the first round (2nd overall), Leroy Combs (26th pick) and Jim Thomas (40th overall) in the second round, Terry Fair in the fourth round (72nd overall), Roger Steig in the fifth round (95th overall), Cliff Pruitt in the sixth round (118th overall), Tony Brown in the seventh round (141st overall) Ray McCallum in the eighth round (164th overall), Lynn Mitchem in the ninth round (186th overall) and Mark Smed in the 10th round (207th overall) in the 1983 NBA Draft
- 8/18 Acquired Granville Waiters from Portland in exchange for a second-round draft pick
- 9/6 Signed Jim Thomas and Granville Waiters to multi-year contracts
- 9/7 Waived Marty Byrnes
- 9/14 George Irvine was promoted to Vice President/ Director of Basketball Operations and Scotty Robertson was named assistant coach
- 9/17 Traded Billy Knight to New York in exchange for Vince Taylor and a 1984 first-round draft pick... Acquired Brook Steppe from Kansas City in exchange for a second-round draft pick
- 9/26 Signed Leroy Combs, Greg Jones and Ray McCallum to contracts
- 9/29 Waived John Duren
- 9/30 Signed free agent Kevin McKenna and Glen Gondrezick
- 10/4 Signed Steve Stipanovich to multi-year contract
- 10/7 Acquired Hank McDowell from Portland in exchange for a 1986 third-round draft choice... Waived Jose Slaughter

**1984**

- 1/5 Signed Clark Kellogg to a multi-year contract
- 1/12 Signed free agent Tracy Jackson
- 2/18 Signed free agent Bruce Kuczenski
- 5/29 Named George Irvine head coach
- 6/12 Named Donnie Walsh assistant coach
- 6/19 Selected Vern Fleming in the first round (18th overall), Devin Durrant (25th overall) and Stuart Gray (29th overall) in the second round, Ralph Jackson in the fourth round (71st overall), Gene Smith in the fifth round (94th overall), Clyde Vaughan in the sixth round (117th overall), Kenton Edelin in the seventh round (140th overall), Tom Heitz in the eighth round (163rd overall), Brian Martin in the ninth round (185th overall) and Gary Carver in the 10th round (207th overall) in the 1984 NBA Draft
- 8/10 Signed Stuart Gray and Jeff Lamp to multi-year contracts
- 8/28 Signed Vern Fleming to a multi-year contract
- 9/14 Acquired Leo Rautins from Philadelphia in exchange for a future third-round draft pick
- 9/17 Traded Kevin McKenna to Houston in exchange for a second-round draft pick
- 9/28 Signed free agent Tony Brown
- 10/4 Waived Sidney Lowe, Leo Rautins
- 10/15 Waived Leroy Combs and Brook Steppe
- 10/19 Traded Butch Carter to New York in exchange for a second-round draft pick

## TRANSACTIONS

- 10/22 Acquired Bill Garnett and Terrence Stansbury from Dallas in exchange for a first-round draft pick
- 10/24 Waived Kenton Edelin
- 11/7 Waived Ralph Jackson
- 12/15 George Johnson signed with Philadelphia (Pacers compensated with two second-round draft picks)

**1985**

- 1/10 Signed free agent Kenton Edelin
- 2/10 Indiana Pacers host 1985 NBA All-Star Game (at the Hoosier Dome)
- 3/25 Signed free agent Greg Kelsner
- 6/18 Selected Wayman Tisdale in the first round (2nd overall), Bill Martin (26th overall) and Dwayne McClain (27th overall) in the second round, Kenny Patterson in the third round (48th overall), Vince Hamilton in the fourth round (72nd overall), Kelvin Johnson (94th overall) and Ivan Daniels (111th overall) in the fifth round, Stu Primus in the sixth round (118th overall) and Jeff Acres in the seventh round (140th overall) in the 1985 NBA Draft
- 8/1 Traded Granville Waiters to Houston in exchange for a third-round draft pick
- 9/3 Acquired Quinn Buckner from Boston in exchange for a second-round draft pick
- 10/3 Traded Jerry Sichting to Boston in exchange for two second-round draft picks
- 10/4 Waived Devin Durrant
- 10/22 Waived Tony Brown
- 10/23 Acquired Clint Richardson from Philadelphia in exchange for two second-round draft picks
- 10/24 Waived Jim Thomas
- 12/10 Acquired Ron Anderson from Cleveland in exchange for a fourth-round pick

**1986**

- 1/15 Waived Quinn Buckner
- 2/13 Signed Bryan Warrick as a free agent
- 6/17 Selected Chuck Person in the first round (4th overall), Greg Dreiling in the second round (26th overall), Derrick Taylor in the fourth round (72nd overall), Richard Relford in the fifth round (95th overall), Jeff Hall in the sixth round (118th overall) and Steve Woodside in the seventh round (141st overall) in the 1986 NBA Draft
- 8/8 Named Jack Ramsay head coach
- 9/18 Acquired Kyle Macy from Chicago in exchange for two second-round draft picks
- 9/30 Waived Dwayne McClain
- 10/2 Traded Terrence Stansbury and Russ Schoene to Seattle in exchange for John Long and future considerations...Signed free agent Walker Russell
- 10/28 Waived Bill Martin
- 12/29 Signed free agent Peter Verhoeven

**1987**

- 1/1 Signed free agent Michael Brooks
- 1/10 Waived Peter Verhoeven
- 1/21 Waived Michael Brooks
- 6/22 Acquired Scott Skiles from Milwaukee in exchange for a second-round draft pick

- 6/22 Selected Reggie Miller in the first round (11th overall), Brian Rowsom in the second round (34th overall), Sean Couch in the third round (60th overall), Mike Milling in the fifth round (103rd overall), Gary Graham in the sixth round (126th overall) and Montel Hatcher in the seventh round (149th overall) in the 1987 NBA Draft
- 10/5 Signed free agent Clinton Wheeler
- 12/8 Waived Brian Rowsom
- 12/10 Waived Clint Richardson

**1988**

- 6/23 Clinton Wheeler was selected by Charlotte in the 1988 NBA Expansion Draft
- 6/28 Selected Rik Smits in the first round (2nd overall) and Herbert Crook (61st overall) and Michael Anderson (73rd overall) in the third round in the 1988 NBA Draft
- 8/1 Signed free agent Anthony Frederick
- 10/3 Traded Ron Anderson to Philadelphia in exchange for the draft rights to Everett Stephens
- 10/5 Signed free agent Richard Morton
- 11/14 Waived Richard Morton
- 11/17 Jack Ramsay resigns as head coach and named Mel Daniels interim head coach
- 11/21 Named George Irvine head coach

**1989**

- 1/5 Named Dick Versace head coach
- 2/2 Signed free agent Sedric Toney
- 2/12 Waived Sedric Toney
- 2/20 Traded Wayman Tisdale and second-round draft pick to Sacramento for LaSalle Thompson and Randy Wittman...Waived John Long
- 2/21 Traded Herb Williams to Dallas in exchange for Detlef Schrempf and a second-round draft pick
- 6/15 Scott Skiles was selected by Orlando in the 1989 NBA Expansion Draft
- 6/27 Traded Stuart Gray to Charlotte in exchange for the draft rights to Dyrón Nix
- 6/27 Selected George McCloud in the first round (7th overall) of the 1989 NBA Draft
- 9/8 Signed free agent Mike Sanders
- 10/1 Signed free agent Rickey Green
- 10/6 Signed free agent Calvin Natt
- 10/31 Waived Everett Stephens

**1990**

- 6/27 Selected Antonio Davis (45th overall) and Kenny Williams (46th overall) in the second round in the 1990 NBA Draft
- 8/7 Signed free agent Micheal Williams
- 10/30 Waived Dyrón Nix
- 12/20 Relieved Dick Versace as head coach and named Bob Hill head coach

**1991**

- 1/17 Signed free agent Byron Dinkins
- 1/22 Signed free agent Jawann Oldham
- 2/5 Waived Jawann Oldham
- 6/26 Selected Dale Davis in the first round (13th overall) and Sean Green in the second round (41st overall) in the 1991 NBA Draft
- 11/18 Waived Mike Sanders



## TRANSACTIONS

**1992**

- 1/4 Signed free agent Jerome Lane
- 2/11 Waived Jerome Lane
- 6/24 Selected Malik Sealy in the first round (14th overall) in the 1992 NBA Draft
- 9/8 Traded Chuck Person and Micheal Williams to Minnesota in exchange for Sam Mitchell and Pooh Richardson
- 10/6 Waived Randy Wittman

**1993**

- 6/7 Named Larry Brown head coach
- 6/30 Selected Scott Haskin in the first round (14th overall) in the 1993 NBA Draft
- 8/30 Named Billy King assistant coach and Billy Knight Director of Player Personnel
- 8/31 Signed free agent Haywoode Workman
- 10/11 Traded Sean Green to Philadelphia in exchange for a 1994 second-round draft pick
- 11/1 Traded Detlef Schrempf to Seattle in exchange for Derrick McKey and Gerald Paddio
- 11/29 Waived Gerald Paddio
- 12/6 Signed free agent Byron Scott

**1994**

- 4/5 Signed free agent Lester Conner
- 6/29 Hosted the 1994 NBA Draft at the Hoosier Dome
- 6/30 Traded Pooh Richardson, Malik Sealy and the draft rights to Eric Piatkowski to the L.A. Clippers in exchange for Mark Jackson and the draft rights to Greg Minor
- 8/4 Re-signed free agent Byron Scott
- 9/30 Signed free agent Duane Ferrell
- 10/7 Signed free agent John Williams

**1995**

- 3/4 Signed free agent Mark Strickland...Waived John Williams
- 3/24 Signed free agent Greg Kite
- 6/24 Byron Scott was selected by Vancouver in the 1995 NBA Expansion Draft
- 6/28 Selected Travis Best in the first round (23rd overall) and Fred Hoiberg in the second round (52nd overall) in the 1995 NBA Draft
- 9/7 Name Herb Brown assistant coach
- 10/2 Signed free agents Eddie Johnson and Ricky Pierce
- 10/3 Re-signed free agent Haywoode Workman...Signed Damon Bailey to a qualifying contract
- 10/4 Signed Travis Best...Signed Fred Hoiberg
- 10/5 Signed free agent Adrian Caldwell
- 10/18 Signed free agent Dwayne Schintzius

**1996**

- 6/13 Traded Mark Jackson, Ricky Pierce and a draft pick to Denver in exchange for Jalen Rose, Reggie Williams and a draft pick
- 6/26 Selected Erick Dampier in the first round (10th overall) and Mark Pope in the second round (52nd overall) in the 1996 NBA Draft
- 7/16 Re-signed free agent Dale Davis to a multi-year contract...Re-signed free agent Antonio Davis to a multi-year contract
- 7/24 Signed Erick Dampier to a multi-year contract

- 8/16 Signed free agent Jerome Allen
- 9/27 Signed free agent Brent Scott...Waived Scott Haskin
- 9/30 Re-signed free agent Reggie Miller to a multi-year contract
- 11/4 Traded Reggie Williams to New Jersey in exchange for Vincent Askew

**1997**

- 2/20 Traded Jerome Allen to Denver in exchange for Darvin Ham...Traded Vincent Askew, Eddie Johnson and 1997 and 1998 second-round draft picks to Denver in exchange for Mark Jackson and LaSalle Thompson
- 4/30 Larry Brown resigns as head coach
- 5/8 Named Larry Bird head coach
- 6/10 Named Dick Harter and Rick Carlisle assistant coaches
- 6/25 Selected Austin Croshere in the first round (12th overall) in the 1997 NBA Draft
- 7/3 Signed Austin Croshere to a multi-year contract
- 7/10 Signed free agent Eldrick Bohannon
- 8/12 Traded Erick Dampier and Duane Ferrell to Golden State in exchange for Chris Mullin
- 9/8 Signed free agent Mark West...Signed Mark Pope

**1998**

- 6/24 Selected Al Harrington in the first round (25th overall) in the 1998 NBA Draft
- 6/26 Signed Al Harrington
- 7/15 Named Larry Bird Executive Vice President/Head Coach; David Kahn General Manager; Billy Knight Senior Vice President/Basketball

**1999**

- 1/21 Signed free agent Sam Perkins
- 2/19 Waived Haywoode Workman
- 6/30 Traded the draft rights to Vonteego Cummings and a future first-round draft pick to Golden State in exchange for the draft rights to Jeff Foster
- 7/13 Signed Jeff Foster
- 8/1 Traded Antonio Davis to Toronto in exchange for the rights to Jonathan Bender
- 8/5 Signed Jonathan Bender to a multi-year contract
- 9/30 Signed free agent Zan Tabak
- 10/31 Waived Mark Pope

**2000**

- 6/28 Selected Primoz Brezec in the first round (27th overall) and Jaquay Walls in the second round (56th overall) in the 2000 NBA Draft
- 7/20 Named Isiah Thomas head coach
- 8/1 Re-signed free agent Sam Perkins
- 8/2 Re-signed free agents Austin Croshere and Jalen Rose
- 8/9 Re-signed free agent Reggie Miller
- 8/22 Named Brendan Malone, Wayne "Tree" Rollins and Jim Stack assistant coaches
- 8/31 Traded Dale Davis to Portland in exchange for Jermaine O'Neal and Joe Kleine
- 9/12 Signed Gerald Brown, Jaquay Walls and Rex Walters...Waived Chris Mullin
- 9/27 Rik Smits announced his retirement
- 9/30 Named Vern Fleming assistant coach

## TRANSACTIONS

- 10/2 Signed free agent Mitchell Butler  
 10/5 Signed free agent Terry Mills...Waived Gerald Brown, Jaquay Walls and Trevor Winter  
 10/21 Waived Mitchell Butler and Rex Walters  
 10/30 Waived Jimmy King

**2001**

- 6/18 Signed Primož Brezec to a multi-year contract  
 6/27 Selected Jamison Brewer in the second round (41st overall) in the 2001 NBA Draft  
 7/19 Acquired Jamaal Tinsley from the Atlanta Hawks in exchange for a future first-round draft pick  
 9/6 Signed free agent Carlos Rogers  
 9/17 Waived Sam Perkins  
 9/21 Signed Jamison Brewer and free agents Will Cunningham and Norm Richardson  
 9/26 Signed free agent Galen Young  
 10/15 Waived Will Cunningham and Galen Young  
 10/28 Waived Derrick McKey

**2002**

- 2/19 Acquired Ron Artest, Ron Mercer, Brad Miller and Kevin Ollie from the Chicago Bulls in exchange for Travis Best, Norm Richardson, Jalen Rose and a second-round draft pick  
 6/26 Selected Fred Jones in the first round (14th overall) in the 2002 NBA Draft  
 7/5 Signed Fred Jones to a multi-year contract  
 9/11 Signed free agent Erick Strickland  
 9/24 Signed free agent Nate Green  
 9/27 Signed free agents Greg Foster, Andre Hutson, Oliver Miller, Rolan Roberts and Rodney Smith  
 10/2 Waived Andre Hutson, Rolan Roberts and Rodney Smith  
 10/24 Waived Greg Foster and Nate Green  
 10/28 Waived Oliver Miller  
 10/29 Signed Jeff Foster to a contract extension  
 10/31 Signed Ron Artest and Jonathan Bender to multi-year contract extensions  
 12/13 Hired Quinn Buckner as special consultant to the president

**2003**

- 3/14 Pacers Sports & Entertainment President Donnie Walsh signed a multi-year contract extension  
 3/27 Signed free agent Tim Hardaway  
 6/26 Selected James Jones in the second round (49th overall) in the 2003 NBA Draft  
 7/11 Named Larry Bird Pacers President of Basketball Operations and Donnie Walsh CEO/President of Pacers Sports & Entertainment  
 7/16 Re-signed free agent Jermaine O'Neal to a multi-year contract  
 7/18 Signed free agent Carl English  
 7/24 Acquired Scot Pollard from Sacramento and Danny Ferry from San Antonio in exchange for Brad Miller to Sacramento and Ron Mercer to San Antonio...Signed free agent Anthony Johnson  
 8/8 Named Ron Rothstein assistant coach  
 8/20 Re-signed free agent Reggie Miller to a multi-year contract  
 8/21 Signed James Jones  
 8/27 Relieved Isiah Thomas as head coach

- 9/3 Named Rick Carlisle head coach  
 9/8 Signed free agent Omar Cook  
 9/9 Named Mike Brown associate head coach  
 9/19 Signed free agent Kenny Anderson...Named Chad Forcier assistant coach...Named Joe Ash Director of Scouting/Assistant to the President of Basketball Operations  
 9/29 Signed free agents Hiram Fuller, James Head and Mike Smith...Waived Danny Ferry  
 10/2 Waived Hiram Fuller and James Head  
 10/14 Named Dan Burke assistant coach  
 10/22 Picked up the fourth-year contract options for Jamaal Tinsley and Primož Brezec  
 10/26 Waived Omar Cook, Carl English and Michael Smith

**2004**

- 6/24 Selected David Harrison in the first round (29th overall) and Rashad Wright in the second round (59th overall) in the 2004 NBA Draft  
 7/7 Signed David Harrison to a multi-year contract  
 7/15 Acquired Stephen Jackson from Atlanta in exchange for Al Harrington  
 7/16 Re-signed free agent Anthony Johnson to a multi-year contract  
 7/28 Signed free agent Eddie Gill  
 8/17 Named Kevin O'Neill assistant coach  
 9/14 Signed Rashad Wright and free agent John Edwards  
 9/20 Signed free agent Desmon Farmer  
 9/28 Signed free agent Randy Holcomb  
 10/28 Picked up the fourth-year contract option for Fred Jones...Waived Desmon Farmer, Randy Holcomb and Rashad Wright  
 11/25 Placed Ron Artest, Stephen Jackson, Anthony Johnson and Jermaine O'Neal on the suspended list...Signed free agents Tremaine Fowlkes and Britton Johnsen  
 12/1 Signed free agent Marcus Haislip  
 12/2 Activated Anthony Johnson from the suspended list  
 12/7 Waived Britton Johnsen  
 12/13 Signed free agent Michael Curry...Waived Tremaine Fowlkes  
 12/24 Activated Jermaine O'Neal from the suspended list...Waived Marcus Haislip

**2005**

- 1/26 Activated Stephen Jackson from the suspended list  
 3/4 Signed free agent Dale Davis...Waived Michael Curry  
 6/7 Named Chuck Person assistant coach  
 6/28 Selected Danny Granger in the first round (17th overall) and Erazem Lorbek in the second round (46th overall) in the 2005 NBA Draft  
 7/7 Signed Danny Granger  
 8/11 Signed free agent Sarunas Jasikevicius  
 8/15 Waived Reggie Miller  
 8/25 Acquired a future second-round draft pick from the Phoenix Suns in exchange for James Jones  
 8/31 Named Josh Corbell Head Physical Therapist/Athletic Trainer...Named Shawn Windle Head Strength and Conditioning Coach...Named Carl Eaton Assistant Athletic Trainer

## TRANSACTIONS

- 10/3 Signed free agents Damone Brown, Jimmie Hunter, Desmon Farmer and Samaki Walker  
 10/16 Waived Desmon Farmer  
 10/27 Waived Damone Brown and Jimmie Hunter

**2006**

- 1/5 Waived Samaki Walker  
 1/25 Acquired Peja Stojakovic from the Sacramento Kings in exchange for Ron Artest  
 6/14 Waived Jonathan Bender  
 6/28 Selected Shawne Williams in the first round (17th overall) and Alexander Johnson in the second round (45th overall) in the 2006 NBA Draft...Traded the rights to Johnson to Portland in exchange for the rights to James White and two future second-round picks  
 7/6 Signed Shawne Williams and James White to multi-year contracts  
 7/7 Picked up the fourth-year contract options on Danny Granger and David Harrison  
 7/9 Claimed Orien Greene off waivers  
 7/12 Acquired Marquis Daniels from Dallas in exchange for Austin Croshere...Traded Peja Stojakovic to New Orleans/Oklahoma City along with cash considerations, in exchange for draft rights to Andrew Betts  
 7/24 Acquired Darrell Armstrong, Rawle Marshall and Josh Powell from Dallas in exchange for Anthony Johnson  
 7/28 Signed Maceo Baston  
 8/22 Acquired Al Harrington and John Edwards from Atlanta in exchange for a future first-round draft pick  
 8/29 Signed Jimmie Hunter to a free agent contract... Named Johnny Davis and Leonard Perry as assistant coaches  
 10/2 Signed Sean Lampley  
 10/5 Signed Rick Carlisle to a contract extension and named him Executive Vice President of Basketball Operations  
 10/30 Released Jimmie Hunter, Sean Lampley, John Edwards and James White

**2007**

- 1/17 Acquired Ike Diogu, Mike Dunleavy, Keith McLeod and Troy Murphy from Golden State in exchange for Al Harrington, Stephen Jackson, Sarunas Jasikevicius and Josh Powell  
 4/25 Announced that Rick Carlisle would not return as head coach  
 5/31 Named Jim O'Brien head coach  
 6/13 Named Lester Conner, Jay DeFruscio, Dick Harter, and Frank Vogel assistant coaches... Announced Dan Burke would remain as assistant coach  
 6/20 Waived Orien Greene  
 6/28 Acquired Stanko Barac from Miami in exchange for a 2009 second-round draft pick  
 7/3 Signed free agents Kareem Rush, Stephen Graham and Andre Owens  
 7/23 Signed free agent Travis Diener  
 10/1 Waived Darrell Armstrong  
 10/2 Signed free agents Lukasz Obrzut and Courtney Sims

- 10/25 Waived Lukasz Obrzut and Courtney Sims  
 10/29 Re-signed Courtney Sims  
 12/4 Waived Courtney Sims  
 12/12 Re-signed Courtney Sims  
 12/29 Waived Courtney Sims

**2008**

- 3/1 Signed Ronald "Flip" Murray  
 4/1 Named co-owner Herb Simon Chairman and Chief Executive Officer; named Jim Morris President of Pacers Sports & Entertainment; named Rick Fuson Chief Operating Officer of PS&E.  
 5/7 Named David Morway General Manager  
 6/26 Selected Jerryd Bayless in the first round (11th overall) and Nathan Jawai (41st overall) in the 2008 NBA Draft  
 7/9 Acquired Maceo Baston, T.J. Ford, Rasho Nesterovic and the rights to Roy Hibbert from Toronto in exchange for Jermaine O'Neal and the rights to Nathan Jawai...Acquired Jarrett Jack, Josh McRoberts and the rights to Brandon Rush from Portland in exchange for Ike Diogu and the rights to Jerryd Bayless  
 7/11 Signed Roy Hibbert and Brandon Rush to multi-year contracts  
 9/29 Signed Austin Croshere  
 9/30 Signed Josh Davis  
 10/13 Traded Shawne Williams to Dallas in exchange for Eddie Jones, two future draft picks and cash considerations

**2009**

- 6/25 Selected Tyler Hansbrough in the first round (13th overall) and A.J. Price in the second round (52nd overall) in the 2009 NBA Draft  
 7/6 Signed Tyler Hansbrough to a multi-year contract  
 7/14 Signed free agent Dahntay Jones  
 7/22 Re-signed Josh McRoberts...Waived Jamaal Tinsley  
 7/28 Signed free agent Earl Watson  
 7/30 Signed free agent Solomon Jones  
 9/3 Signed A.J. Price  
 9/17 Signed Luther Head  
 9/25 Signed Jim O'Brien to a contract extension; signed free agents Rod Benson, Demetris Nichols and Lawrence Roberts

**2010**

- 3/1 Waived Travis Diener  
 6/17 Named Walter McCarty as an assistant coach  
 6/24 Selected Paul George in the first round (14th overall) and Lance Stephenson (40th overall) and Ryan Reid (57th overall) in the 2010 NBA Draft...traded the draft rights to Ryan Reid to Oklahoma City for the draft rights to Magnum Rolle  
 6/30 Named Vitaly Potapenko as an assistant coach  
 7/1 Signed Paul George to a multi-year contract  
 7/22 Signed Lance Stephenson  
 8/11 Acquired Darren Collison and James Posey from New Orleans...traded Troy Murphy to New Jersey  
 9/27 Signed Magnum Rolle and Lance Allred  
 9/30 Picked up the fourth year contract option on Roy Hibbert

## DRAFT PICKS

**1976 DISPERSAL DRAFT**

1. Wilbert Jones, Kentucky

**1977 NBA DRAFT**

1. No pick
2. Alonzo Bradley, Texas Southern (29)
3. Stan Mayhew, Weber State (51)
4. George Pendleton, Georgia State (73)
5. Marvin Jackson, Prairie View A&M (95)
6. Tom Scheffler, Purdue (117)

**1978 NBA DRAFT**

1. Rick Robey, Kentucky (3)
2. Wayne Radford, Indiana (27)
3. No pick
4. Rickey Lee, Oregon State (71)
5. James Sparrow, North Carolina A&T (92)
6. Sherman Dillard, James Madison (115)
7. Ollie Matson, Pepperdine (135)

**1979 NBA DRAFT**

1. Dudley Bradley, North Carolina (13)
2. Tony Zeno, Arizona State (32)
3. No pick
4. Don Newman, Idaho\* (74)
5. Billy Reid, San Francisco\* (98)
6. Greg Guye, Stetson\* (117)
7. Dirk Ewing, Stetson\* (136)
8. Brian Magid, George Washington\* (157)

**1980 NBA DRAFT**

1. No pick
2. Louis Orr, Syracuse (29)
2. Ken Natt, Northeast Louisiana (30)
2. Dick Miller, Toledo (40)
3. No pick
4. Rich Branning, Notre Dame (78)
5. Joe Galvin, Illinois State (100)
6. Randy Owens, Philadelphia Textile (124)
7. Charlie Naddaff, Lafayette (146)
8. Steve Stielper, James Madison (167)
9. Scott Rogers, Kenyon College (186)
10. John Bates, West Virginia Wesleyan (204)

**1981 NBA DRAFT**

1. Herb Williams, Ohio State (14)
2. Ray Blume, Oregon State (36)
2. Al Leslie, Bucknell (Pa.) (37)
3. Purvis Miller, Southern California (60)
4. Rolando Frazer, Briar Cliff (Iowa) (83)
5. George Peterson, Jersey City St. (106)
6. Bob Fronk, Washington (129)
7. Larry McKinney, Boise State (152)
8. Len Hatzembeller, Drexel (Pa.) (174)
9. Scott Whitley, William & Mary (195)
10. Rodney Benson, Wright State (215)

**1982 NBA DRAFT**

1. Clark Kellogg, Ohio State (8)
2. Guy Morgan, Wake Forest (40)
2. Jose Slaughter, Portland (43)
3. No pick
4. Jeff Jones, Virginia (77)
5. Rich DiBenedetto, Wisconsin-Eau Claire (100)
6. Jeffrey Clark, St. Joseph's (Pa.) (123)
7. Brad Leaf, Evansville (146)
8. Donald Reese, Bradley (169)
9. Mike Searce, Purdue (192)
10. Craig Summers, Wisconsin-Stout (213)

**1983 NBA DRAFT**

1. Steve Stipanovich, Missouri (2)
1. Mitchell Wiggins, Florida State (23)
2. Leroy Combs, Oklahoma State (26)
2. Jim Thomas, Indiana (40)
3. Greg Jones, West Virginia (49)
4. Terry Fair, Georgia (72)
5. Roger Stieg, Mississippi (95)
6. Cliff Pruitt, Alabama-Birmingham (118)
7. Tony Brown, Indiana (141)
8. Ray McCallum, Ball State (164)
9. Lynn Mitchem, Butler (186)
10. Mark Smed, Augustana (S.D.) (207)

**1984 NBA DRAFT**

1. Vern Fleming, Georgia (18)
2. Devin Durrant, Brigham Young (25)
2. Stuart Gray, UCLA (29)
3. No pick
4. Ralph Jackson, UCLA (71)
5. Gene Smith, Georgetown (94)
6. Clyde Vaughan, Pittsburgh (117)
7. Kenton Edelin, Virginia (140)
8. Tom Heitz, Kentucky (163)
9. Brian Martin, Kansas (185)
10. Gary Carver, Western Kentucky (207)

**1985 NBA DRAFT**

1. Wayman Tisdale, Oklahoma (2) (L)
2. William Martin, Georgetown (26)
2. Dwayne McClain, Villanova (27)
3. Kenny Patterson, DePaul (48)
4. Vince Hamilton, Clemson (72)
5. Kelvin Johnson, Richmond (94)
5. Ivan Daniels, Illinois-Chicago (111)
6. Stu Primus, Boston College (118)
7. Jeff Acres, Oral Roberts (140)

**1986 NBA DRAFT**

1. Chuck Person, Auburn (4) (L)
2. Greg Dreiling, Kansas (26)
3. No pick
4. Derrick Taylor, LSU (72)
5. Richard Rellford, Michigan (95)
6. Jeff Hall, Louisville (118)
7. Steve Woodside, Oregon State (141)

## DRAFT PICKS

**1987 NBA DRAFT**

1. Reggie Miller, UCLA (11)
2. Brian Rowsom, N.C.-Wilmington (34)
3. Sean Couch, Columbia (60)
4. No pick
5. Mike Milling, N.C.-Charlotte (103)
6. Gary Graham, Nevada-Las Vegas (126)
7. Montel Hatcher, UCLA (149)

**1988 NBA DRAFT**

1. Rik Smits, Marist (2) (L)
2. No pick
3. Herbert Crook, Louisville (61)
3. Michael Anderson, Drexel (73)

**1989 NBA DRAFT**

1. George McCloud, Florida State (7) (L)
2. No pick

**1990 NBA DRAFT**

1. No pick
2. Antonio Davis, Texas-El Paso (45)
2. Ken Williams, Elizabeth City State (46)

**1991 NBA DRAFT**

1. Dale Davis, Clemson (13)
2. Sean Green, Iona (41)

**1992 NBA DRAFT**

1. Malik Sealy, St. John's (14)
2. No pick

**1993 NBA DRAFT**

1. Scott Haskin, Oregon State (14)
2. Thomas Hill, Duke (39)
2. Spencer Dunkley, Delaware (51)

**1994 NBA DRAFT**

1. Eric Piatkowski, Nebraska (15)
2. William Njoku, St. Mary's (41)
2. Damon Bailey, Indiana (44)

**1995 NBA DRAFT**

1. Travis Best, Georgia Tech (23)
2. Fred Hoiberg, Iowa State (52)

**1996 NBA DRAFT**

1. Erick Dampier, Mississippi State\* (10) (L)
2. Mark Pope, Kentucky (52)

**1997 NBA DRAFT**

1. Austin Croshore, Providence (12) (L)
2. No pick

**1998 NBA DRAFT**

1. Al Harrington, St. Patrick's H.S. (25)
2. No pick

**1999 NBA DRAFT**

1. Vontee Cummings, Pittsburgh (26)
2. No pick

**2000 NBA DRAFT**

1. Primož Brezec, Olympia Ljubljana (Slovenia) (27)
2. Jaquay Walls, Colorado (56)

**2001 NBA DRAFT**

1. No pick
2. Jamison Brewer, Auburn (41)

**2002 NBA DRAFT**

1. Fred Jones, Oregon (14)
2. No pick

**2003 NBA DRAFT**

1. No pick
2. James Jones, Miami (Fla.) (49)

**2004 NBA DRAFT**

1. David Harrison, Colorado (29)
2. Rashad Wright, Georgia (59)

**2005 NBA DRAFT**

1. Danny Granger, New Mexico (17)
2. Erazem Lorbek, Michigan State (46)

**2006 NBA DRAFT**

1. Shawne Williams, Memphis (17)
2. Alexander Johnson, Florida State (45)

**2007 NBA DRAFT**

1. No pick
2. No pick

**2008 NBA DRAFT**

1. Jerryd Bayless, Arizona (11) (L)
2. Nathan Jawai, Australia (41)

**2009 NBA DRAFT**

1. Tyler Hansbrough, North Carolina (13) (L)
2. A.J. Price, Connecticut (52)

**2010 NBA DRAFT**

1. Paul George, Fresno State (14) (L)
2. Lance Stephenson, Cincinnati (40)
2. Ryan Reid, Florida State (57)

\* Junior-Eligible Selection  
(L) Lottery Pick

## DRAFT NIGHT TRADES

**1987**

6/22 Acquired Scott Skiles from Milwaukee in exchange for a second-round draft pick

**1994**

6/30 Traded Pooh Richardson, Malik Sealy and the draft rights to Eric Piatkowski to the L.A. Clippers in exchange for Mark Jackson and the draft rights to Greg Minor

**1999**

6/30 Traded the draft rights to Vontee Cummings and a future first-round draft pick to Golden State in exchange for the draft rights to Jeff Foster\*

**2001**

7/19 Acquired Jamaal Tinsley from the Atlanta Hawks in exchange for a future first-round draft pick\*

**2006**

6/28 Traded the rights to Alexander Johnson to Portland in exchange for the rights to James White and two future second-round picks

**2007**

6/28 Acquired Stanko Barac from Miami in exchange for a 2009 second-round draft pick

**2008**

7/9 Acquired Maceo Baston, T.J. Ford, Rasho Nesterovic and the rights to Roy Hibbert from Toronto in exchange for Jermaine O'Neal and the rights to Nathan Jawai\*

7/9 Acquired Jarrett Jack, Josh McRoberts and the rights to Brandon Rush from Portland in exchange for Ike Diogu and the rights to Jerryd Bayless\*

**2010**

6/24 Traded the rights to Ryan Reid to Oklahoma City in exchange for the rights to Magnum Rolle

\*Indicates the trade was initially agreed to on draft night but due to the NBA Moratorium on free agency signings, the trade could not be completed until a later date.



PASSION PRIDE PACERS





PASSION PRIDE PACERS

**ABA Years**



## HISTORY OF THE FRANCHISE

On Feb. 2, 1967, a franchise in the American Basketball Association was offered to a group of Indiana sportsmen and businessmen. That group was comprised of John DeVoe, a successful insurance man; Richard P. Tinkham, an attorney; Charles M. Barnes, Jr., President of Sports Headliners; Bob Collins, Sports Editor of the Indianapolis Star; L. Charles DeVoe, L. M. DeVoe Co.; Ron Woodward, Circle Securities; E.J. Bannon, a Lafayette banker; and George Lyn Treece, Burger Chef Systems.

The results of two feasibility studies conducted by the city indicated that the Indianapolis area could support professional basketball. Armed with this information, the group accepted the offer and professional basketball was "back home again in Indiana."

The corporation, Indiana Professional Sports, Inc., was formed to own and operate the new franchise and the corporation went into business with E.J. Bannon as its first President and John DeVoe as the Executive Vice President. Other members of the first board were: Robert Bowes II; L. Charles DeVoe; Richard Ebershoff; Norb Schaeffer; Richard Tinkham; George Lyn Treece; and J. Frederic Wiese.

On June 16, 1967 at a press conference, the Indiana franchise announced it would be known as the "Pacers" because the organization intended to set the "pace" in professional basketball.

Mike Storen was appointed General Manager; Bernie Lareau was named Trainer and Business Manager, while Larry Staverman, an assistant at the University of Notre Dame, was chosen as the Pacers' first coach.

The first player ever drafted by the Pacers was Jimmy Walker, a 6-3 guard from Providence, who was also the first player chosen in the NBA Draft that year. The first player signed by the Pacers was Roger Brown, a 6-5 forward, who was playing AAU ball in the Dayton, Ohio area.

Assisted by Bobby "Slick" Leonard and Clyde Lovellette, Coach Staverman held summer tryouts the week of June 19, 1967. During the week, the Pacers looked at nearly 50 players and attracted over 15,000 fans to the evening scrimmages that were opened to the public.

When the Pacers opened the 1967-68 season against the Kentucky Colonels on Oct. 14, 1967, an overflow crowd filled the Fairgrounds Coliseum. The Pacers, who won the game 117-95, had to turn fans away because of the overcrowding conditions. The Pacers finished their initial season with a 38-40 record. They were eliminated from the playoffs in three straight games by the Pittsburgh Pipers, the eventual league champion.

Despite a record below .500, the Pacers still led the ABA in attendance drawing 192,130 fans, for an average of almost 5,000 per night.

The 1968-69 season marked the beginning of Phase II for Indiana. After only nine games into the season, Leonard was named to replace Staverman as coach of the Pacers, and Indiana was on its way to the top.

That season, Indiana won the Eastern Division and made it to the ABA Championship Finals before losing to the Oakland Oaks, 4-1.

The next season, 1969-70, Indiana ran away from the ABA by posting a 59-25 record, won the Eastern Division crown again, and won their first ABA Championship by beating the Los Angeles Stars, 4-2.

In the 1970-71 season, Indiana moved to the Western Division, which they also won, marking the third straight year Leonard had led the Pacers to a division title. However, they were eliminated from the playoffs by the eventual champions, the Utah Stars, in a seven-game series. The final game of the series was played at the Coliseum in front of an overflow unannounced crowd.

In both 1972 and 1973, Indiana finished second in the Western Division, but were able to regroup to win the championship. In 1972, they overcame some internal problems and ousted the Utah Stars in a fantastic seven-game series, upsetting the Stars in the seventh game in Utah. Indiana captured its second ABA crown by beating the New York Nets, 4-2. In 1973, the Pacers breezed past the Denver Rockets and Utah into the Championships vs. the Kentucky Colonels. Indiana beat the Colonels for the title by winning the seventh game in Louisville in a series that saw the home team win only two of the seven games.

That was the Pacers' third championship in four years and it was the fourth time during the five seasons that Leonard coached the Pacers that they had made it to the finals.

During the 1973-74 season, the veteran Pacers struggled through the regular season, putting on a strong rush to grab second place from the San Antonio Spurs. In the playoffs, they defeated the Spurs in seven games, eventually losing to Utah. In the offseason, the Pacers traded 30 years of playing experience and began a rebuilding program for the future.

The 1974-75 season marked the beginning of another era for the Pacers. First, they moved into the beautiful Market Square Arena with its 17,000 seats. Also, in midseason, the Pacers encountered severe financial difficulties and went up for sale. A 10-man group, headed by W.D. Eason and Thomas Binford, formed Arena Sports, Inc., which purchased the club. The new group of owners was very concerned with keeping the Pacers in Indiana, continuing the winning tradition and had a long range goal of seeing the Pacers play in the National Basketball Association (NBA). They succeeded on all accounts.



The young, rebuilt team was the talk of the basketball world as they upset both San Antonio and Denver, the winningest team in pro ball, in the playoffs to advance to the '75 ABA Finals. But, the magic finally ran out, as they lost to Kentucky, 4-1.

In 1975-76, the Pacers ninth and final ABA campaign, the club finished 39-45, the first sub-.500 season since their inaugural season in 1967-68. However, the Pacers did make the playoffs for the ninth straight season, eventually losing to defending champion, Kentucky, 1-2, in the final seconds.

Following the 1975-76 season, Indiana became a member of the NBA.

## INDIVIDUAL RECORDS

**GAMES**

<b>Season:</b> .....	84
Roger Brown .....	1969-70
Darnell Hillman .....	1972-73
Don Buse .....	1975-76
<b>Career:</b> .....	559
Roger Brown .....	1967-75

**MINUTES PLAYED**

<b>Season:</b> .....	3,495
Roger Brown .....	1969-70
<b>Career:</b> .....	20,315
Roger Brown .....	1967-75

**FIELD GOALS MADE**

<b>Game:</b> .....	25
Mel Daniels vs. New York .....	3/18/69
<b>Season:</b> .....	873
George McGinnis .....	1974-75
<b>Career:</b> .....	3,700
Mel Daniels .....	1968-74

**FIELD GOALS ATTEMPTED**

<b>Game:</b> .....	38
Mel Daniels vs. New York .....	3/18/69
<b>Season:</b> .....	1,934
George McGinnis .....	1974-75
<b>Career:</b> .....	7,852
Roger Brown .....	1967-75

**FIELD GOAL PERCENTAGE**

<b>Game:</b> .....	1.000
Roger Brown vs. Den. (14-14) .....	1/25/69
<b>Season:</b> .....	.534
Billy Knight (580-1,087) .....	1974-75
<b>Career:</b> .....	.510
Billy Knight (1,354-2,654) .....	1974-76

**3-PT FIELD GOALS MADE**

<b>Game:</b> .....	6
John Barnhill, twice	
Billy Keller, twice	
<b>Season:</b> .....	123
Billy Keller .....	1975-76
<b>Career:</b> .....	506
Billy Keller .....	1969-76

**3-PT FG ATTEMPTED**

<b>Game:</b> .....	12
John Barnhill vs. Kentucky ...	12/11/69
Billy Keller vs. Utah .....	4/2/75
<b>Season:</b> .....	349
Billy Keller .....	1975-76
<b>Career:</b> .....	1,495
Billy Keller .....	1969-76

**3-PT FG PERCENTAGE**

<b>Game:</b> .....	1.000
Four players tied (4-4)	
<b>Season:</b> .....	.382
Billy Keller (50-131) .....	1973-74
<b>Career:</b> .....	.341
Jim Rayl (91-267) .....	1967-69

**FREE THROWS MADE**

<b>Game:</b> .....	17
Roger Brown vs. Los Angeles ..	2/1/69
<b>Season:</b> .....	545
George McGinnis .....	1974-75
<b>Career:</b> .....	2,449
Freddie Lewis .....	1967-74

**FREE THROWS ATTEMPTED**

<b>Game:</b> .....	22
George McGinnis vs. Pitt. ....	11/9/71
<b>Season:</b> .....	778
George McGinnis .....	1972-73
<b>Career:</b> .....	3,006
Roger Brown .....	1967-75

**FREE THROW PERCENTAGE**

<b>Game:</b> .....	1.000
Roger Brown vs. Mia. (13-13) ...	2/19/70
<b>Season:</b> .....	.896
Billy Keller (164-183) .....	1975-76
<b>Career:</b> .....	.872
Billy Keller (1,202-1,378) .....	1969-76

**OFFENSIVE REBOUNDS**

<b>Game:</b> .....	16
George McGinnis vs. Carolina 1/12/74	
<b>Season:</b> .....	434
George McGinnis .....	1973-74
<b>Career:</b> .....	2,182
Mel Daniels .....	1968-74

**DEFENSIVE REBOUNDS**

<b>Game:</b> .....	26
Mel Daniels vs. Florida .....	12/29/71
<b>Season:</b> .....	1,081
Mel Daniels .....	1970-71
<b>Career:</b> .....	5,461
Mel Daniels .....	1968-74

**TOTAL REBOUNDS**

<b>Game:</b> .....	37
George McGinnis vs. Carolina ...	1/12/74
<b>Season:</b> .....	1,475
Mel Daniels .....	1970-71
<b>Career:</b> .....	7,643
Mel Daniels .....	1968-74

**ASSISTS**

<b>Game:</b> .....	20
Don Buse vs. Denver .....	3/26/76
<b>Season:</b> .....	689
Don Buse .....	1975-76
<b>Career:</b> .....	2,223
Freddie Lewis .....	1967-74

**STEALS**

<b>Game:</b> .....	9
Don Buse vs. St. Louis .....	2/17/75
<b>Season:</b> .....	346
Don Buse .....	1975-76
<b>Career:</b> .....	not kept every season

**TURNOVERS**

<b>Game:</b> .....	13
George McGinnis at NY, OT ...	3/25/73
<b>Season:</b> .....	422
George McGinnis .....	1974-75
<b>Career:</b> .....	1,538
Mel Daniels .....	1968-74

**BLOCKED SHOTS**

<b>Game:</b> .....	10
Darnell Hillman vs. Florida .....	3/12/72
<b>Season:</b> .....	178
Len Elmore .....	1975-76
<b>Career:</b> .....	not kept every season

**POINTS**

<b>Game:</b> .....	58
George McGinnis at Dal., OT ...	11/28/72
<b>Season:</b> .....	2,353
George McGinnis .....	1974-75
<b>Career:</b> .....	10,058
Roger Brown .....	1967-75

## TEAM RECORDS

**FIELD GOALS MADE**

**Game:** ..... 64  
 vs. Pittsburgh..... 4/12/70  
 vs. Pittsburgh..... 11/10/71  
**Season:** ..... 3,667, 1974-75

**FIELD GOALS ATTEMPTED**

**Game:** ..... 130  
 vs. Pittsburgh..... 4/12/70  
**Season:** ..... 7,754, 1976-76

**HIGHEST FG PERCENTAGE**

**Game:** ..... .656  
 vs. New York (40-61) ..... 4/5/70  
**Season:** .. .429 (3,490-7,168), 1970-71

**LOWEST FG PERCENTAGE**

**Game:** ..... .310  
 vs. San Antonio (27-87) ..... 10/20/73  
**Season:** .. .429 (3,174-7,397), 1967-68

**3-PT FIELD GOALS MADE**

**Game:** ..... 9  
 four times  
**Season:** ..... 306, 1970-71

**3-PT FG ATTEMPTED**

**Game:** ..... 30  
 vs. Virginia ..... 12/23/70  
**Season:** ..... 1,024, 1970-71

**3-PT FG PERCENTAGE  
MINIMUM 3 3-PT FGA**

**Game:** ..... .833  
 vs. San Diego (5-6) ..... 11/12/72  
**Season:** ..... .324 (250-771), 1975-76

**FREE THROWS MADE**

**Game:** ..... 60  
 vs. Los Angeles..... 2/1/69  
**Season:** ..... 2,273, 1968-69

**FREE THROWS ATTEMPTED**

**Game:** ..... 72  
 at Carolina, 2OT..... 12/11/70  
**Season:** ..... 3,180, 1968-69

**HIGHEST FT PERCENTAGE**

**Game:** ..... 1.000  
 vs. Carolina (35-35) ..... 10/21/70  
**Season:** .. .772 (1,740-2,253), 1975-76

**LOWEST FT PERCENTAGE**

**Game:** ..... .429  
 vs. Denver (6-14)..... 2/16/74  
**Season:** .. .708 (2,102-2,971), 1967-68

**OFFENSIVE REBOUNDS**

**Game:** ..... 35  
 vs. Denver ..... 3/10/76  
**Season:** ..... 1,674, 1974-75

**DEFENSIVE REBOUNDS**

**Game:** ..... 51  
 vs. Houston ..... 11/20/68  
**Season:** ..... 3,004, 1971-72

**TOTAL REBOUNDS**

**Game:** ..... 73  
 vs. Pittsburgh ..... 4/12/70  
**Season:** ..... 4,578, 1971-72

**ASSISTS**

**Game:** ..... 48  
 vs. Denver ..... 3/28/71  
**Season:** ..... 2,087, 1975-76

**PERSONAL FOULS**

**Game:** ..... 41  
 at Miami, 2OT..... 11/25/68  
**Season:** ..... 2,126, 1969-70

**DISQUALIFICATIONS**

**Game:** ..... 4  
 at Miami, 2OT..... 11/25/68  
**Season:** ..... 48, 1968-69

**STEALS**

**Game:** ..... 26  
 vs. St. Louis ..... 3/2/75  
**Season:** ..... 941, 1975-76

**TURNOVERS**

**Game:** ..... 32  
 vs. Pittsburgh..... 1/31/68  
 vs. Memphis..... 11/4/71  
**Season:** ..... 1,609, 1972-73

**BLOCKED SHOTS**

**Game:** ..... 17  
 vs. Denver ..... 12/11/74  
**Season:** ..... 459, 1973-74  
 1975-76

**MOST POINTS**

**Game:** ..... 177  
 vs. Pittsburgh..... 4/12/70  
**Season:** ..... 10,002, 1970-71

**FEWEST POINTS**

**Game:** ..... 66  
 vs. San Antonio ..... 10/20/73  
**Season:** ..... 8,546, 1967-68

**DRAFT PICKS****1967 ABA COLLEGE DRAFT**

1. Charles Beasley, Southern Methodist
2. Jim Dawson, Illinois
3. Craig Dill, Michigan
4. Bob Netolicky, Drake
5. Jim Walker, Providence
6. Frank Gaidjunes, Villanova
7. Jerry Jones, Iowa
8. Ron Kozlicki, Northwestern
9. Hubie Marshall, LaSalle
10. Ed McKee, Rockhurst
11. Bill Russell, Indiana
12. Gene Washington, Michigan State

**1968 ABA COLLEGE DRAFT**

1. Don Dee, St. Marys of the Plains
2. Mike Lewis, Duke
3. Don May, Dayton
4. Bob Quick, Xavier
5. Phil Wagner, Georgia Tech
6. Dave Benedict, Central Washington
7. Rudy Bogad, St. John's
8. Jerry Newsom, Indiana State
9. Rich Niemann, St. Louis
10. Jack Thompson, South Carolina
11. Greg Cisson, Rider
12. Bob Hooper, Dayton
13. Harry Joyner, Indiana
14. Tom Niemier, Evansville

**1969 ABA COLLEGE DRAFT**

1. Bob Arnzen, Notre Dame
2. Dick Grubar, North Carolina
3. Tony Masiello, Canisius
4. Willie McCarter, Drake
5. Bill Deher, Indiana
6. Dave Golden, Duke
7. Bill Keller, Purdue
8. Gerald McKee, Ohio
9. Ron Peret, Texas A&M
10. John Jamerson, Fairmont St. (WV)
11. Jim Stephenson, Maine

**1970 ABA COLLEGE DRAFT**

1. Dennis Awtrey, Santa Clara
2. Vince Fritz, Oregon State
3. Rick Mount, Purdue
4. Surry Oliver, Stephen F. Austin
5. Don Curnutt, Miami
6. Rick Erickson, Washington State
7. Billy Jones, Louisiana College
8. Jerry Kroll, Davidson
9. Bob Reily, Mt. St. Mary's
10. Heyward Dotson, Columbia
11. Mickey Foster, Arizona
12. Seaburn Hill, Arizona State
13. Ted Hillery, St. Joseph's (Ind.)
14. Jeff Sewell, Marquette

**1971 ABA COLLEGE DRAFT**

1. Darnell Hillman, San Jose State
2. John Mengelt, Auburn
3. Jim Clemons, Ohio State
4. Clarence Glover, Western Kentucky
5. Jeff Halliburton, Drake
6. Dean Meminger, Marquette
7. Ken Booker, UCLA
8. Tom Crosswhite, Dayton
9. Larry Weatherford, Purdue
10. James England, Tennessee
11. Jeff Smith, New Mexico State
12. Rick Katherman, Duke
13. Clarence Smith, Villanova
14. Rich Walker, Bowling Green
15. Tom Bush, Drake
16. Jim Irving, St. Louis
17. Bob Bissant, Loyola (La.)
18. Rudy Benjamin, Michigan State
19. Slick Pinkham, DePauw (Redshirt)

**1972 ABA COLLEGE DRAFT**

1. Ed Ratleff, Long Beach State
2. Nate Stephens, Long Beach State
3. Oscar Evans, Butler
4. George Adams, Gardner-Webb
5. Rich Garner, Manhattan
6. Cavin Anderson, Valley City
7. Wardell Dyson, Shaw
8. Jolly Spight, Santa Clara
9. Bill Burton, Eastern Kentucky
10. Wally Rice, Penn Military
11. Lee Sims, Morehead State
12. Nate Williams, Utah State

**1972 ABA DISPERSAL DRAFT**

1. Dwight Davis, Houston
2. Dwight Jones, Houston
3. Tracy Tripucka, Lafayette
4. Bryan Adrian, Davidson

**1973 ABA SPECIAL CIRCUMSTANCES DRAFT**

1. Mike Green, Louisiana Tech
2. Louis Dunbar, Houston

**1973 ABA COLLEGE UNDERGRADUATE DRAFT**

1. Len Elmore, Maryland
2. Rudy Jackson, Hutchinson JC

**1973 ABA COLLEGE SENIOR DRAFT**

1. Steve Downing, Indiana
2. Jim O'Brien, Maryland
3. Jim Retseck, Auburn
4. John Ritter, Indiana
5. Alan Hornyak, Ohio State
6. Joe Wallace, Denver
7. Jim Andrews, Kentucky
8. Mike Edwards, Tennessee
9. Robert Wilson, Wichita St. (Redshirt)
10. Byron Jones, San Francisco

**1974 ABA COLLEGE DRAFT**

1. Billy Knight, Pittsburgh
2. Bruce King, Pan American
3. Roland Grant, New Mexico State
4. No Pick
5. Eddie Woods, Oral Roberts
6. Ron DeVries, Illinois State
7. Alex English, South Carolina
8. Bobby Florence, Nevada-Las Vegas
9. Kevin Fitzgerald, Oklahoma State
10. Mark Browne, Missouri Western

**1974 ABA DRAFT OF NBA PLAYERS**

1. Clifford Ray, Chicago
2. Bill Bradley, New York
3. Mel Counts, Los Angeles
4. Pat Riley, Los Angeles
5. Jim Davis, Detroit

**1975 ABA COLLEGE DRAFT**

1. Dan Roundfield, Central Michigan
2. Charles Jordan, Canisius
2. Jim Lee, Syracuse
3. Ken Tyler, Gonzaga
4. Brian Hammel, Bentley
5. John Ramsey, Seton Hall
6. Mike Flynn, Kentucky
7. Cliff Pratt, Shaw
8. Bill Andreas, Ohio State



PASSION PRIDE PACERS





PASSION PRIDE PACERS

# Playoffs History

## PLAYOFFS HISTORY

## ABA RESULTS

## 1967-68

## FIRST ROUND

*Pittsburgh defeated Indiana, 3-0*  
 Pittsburgh 146, Indiana 127, 3/25/68  
 Pittsburgh 121, Indiana 108, 3/26/68\*  
 Pittsburgh 133, Indiana 114, 3/27/68

## 1968-69

## FIRST ROUND

*Indiana defeated Kentucky, 4-3*  
 Kentucky 128, Indiana 118, 4/8/69\*  
 Indiana 120, Kentucky 115, 4/9/69\*  
 Kentucky 130, Indiana 111, 4/10/69  
 Kentucky 105, Indiana 104, OT, 4/13/69  
 Indiana 116, Kentucky 97, 4/14/69\*  
 Indiana 107, Kentucky 89, 4/15/69  
 Indiana 120, Kentucky 111, 4/17/69\*

## EASTERN DIVISION FINALS

*Indiana defeated Miami, 4-1*  
 Indiana 126, Miami 110, 4/20/69\*  
 Indiana 131, Miami 116, 4/22/69\*  
 Indiana 119, Miami 105, 4/23/69  
 Miami 114, Indiana 110, 4/25/69  
 Indiana 127, Miami 105, 4/26/69\*

## CHAMPIONSHIP

*Oakland defeated Indiana, 4-1*  
 Oakland 123, Indiana 114, 4/30/69  
 Indiana 150, Oakland 122, 5/2/69  
 Oakland 134, Indiana 126, OT, 5/3/69\*  
 Oakland 144, Indiana 117, 5/5/69\*  
 Oakland 135, Indiana 131, OT, 5/7/69

## 1969-70

## EASTERN DIVISION SEMIFINALS

*Indiana defeated Carolina, 4-0*  
 Indiana 123, Carolina 105, 4/18/70\*  
 Indiana 103, Carolina 98, 4/19/70\*  
 Indiana 115, Carolina 106, 4/22/70  
 Indiana 110, Carolina 106, 4/24/70

## EASTERN DIVISION FINALS

*Indiana defeated Kentucky, 4-1*  
 Kentucky 114, Indiana 110, OT, 5/1/70\*  
 Indiana 121, Kentucky 110, 5/2/70\*  
 Indiana 114, Kentucky 110, 5/3/70  
 Indiana 111, Kentucky 103, 5/5/70  
 Indiana 117, Kentucky 103, 5/6/70\*

## CHAMPIONSHIP

*Indiana defeated the L.A. Stars, 4-2*  
 Indiana 109, Los Angeles 93, 5/15/70  
 Indiana 114, Los Angeles 111, 5/17/70  
 Los Angeles 109, Indiana 106, 5/18/70  
 Indiana 142, Los Angeles 120, 5/19/70  
 Los Angeles 117, Indiana 113, OT, 5/23/70  
 Indiana 111, Los Angeles 107, 5/25/70

## 1970-71

## WESTERN DIVISION SEMIFINALS

*Indiana defeated Memphis, 4-0*  
 Indiana 114, Memphis 98, 4/2/71  
 Indiana 106, Memphis 104, 4/3/71  
 Indiana 91, Memphis 90, 4/5/71  
 Indiana 102, Memphis 101, OT, 4/7/71

## WESTERN DIVISION FINALS

*Utah defeated Indiana, 4-3*  
 Utah 120, Indiana 118, 4/12/71\*  
 Indiana 120, Utah 107, 4/14/71\*  
 Utah 121, Indiana 108, 4/17/71  
 Utah 126, Indiana 99, 4/20/71  
 Indiana 127, Utah 109, 4/22/71\*  
 Indiana 105, Utah 102, 4/24/71  
 Utah 108, Indiana 101, 4/28/71\*

## 1971-72

## WESTERN DIVISION SEMIFINALS

*Indiana defeated Denver, 4-3*  
 Indiana 102, Denver 96, 3/31/72\*  
 Denver 106, Indiana 105, 4/1/72\*  
 Indiana 122, Denver 120, OT, 4/4/72  
 Denver 112, Indiana 96, 4/6/72  
 Indiana 91, Denver 79, 4/8/72\*  
 Denver 106, Indiana 99, 4/9/72  
 Indiana 91, Denver 89, 4/14/72\*

## WESTERN DIVISION FINALS

*Indiana defeated Utah, 4-3*  
 Utah 108, Indiana 100, 4/15/72  
 Utah 117, Indiana 109, 4/17/72  
 Indiana 116, Utah 111, 4/19/72\*  
 Indiana 118, Utah 108, 4/22/72\*  
 Utah 139, Indiana 130, 4/24/72  
 Indiana 105, Utah 99, 4/26/72\*  
 Indiana 117, Utah 113, 5/1/72

## CHAMPIONSHIP

*Indiana defeated New York, 4-2*  
 Indiana 124, New York 103, 5/6/72\*  
 New York 117, Indiana 115, 5/9/72\*  
 Indiana 114, New York 108, 5/12/72  
 New York 110, Indiana 105, 5/15/72  
 Indiana 100, New York 99, 5/18/72  
 Indiana 108, New York 105, 5/20/72\*

## 1972-73

## WESTERN DIVISION SEMIFINALS

*Indiana defeated Denver, 4-1*  
 Indiana 114, Denver 91, 3/31/73\*  
 Indiana 106, Denver 93, 4/1/73\*  
 Denver 105, Indiana 94, 4/3/73  
 Indiana 97, Denver 95, 4/5/73  
 Indiana 121, Denver 107, 4/7/73\*

## WESTERN DIVISION FINALS

*Indiana defeated Utah, 4-2*  
 Utah 124, Indiana 107, 4/12/73  
 Indiana 116, Utah 110, 4/14/73  
 Indiana 118, Utah 108, 4/16/73\*  
 Utah 104, Indiana 103, 4/18/73\*  
 Indiana 104, Utah 102, 4/19/73  
 Indiana 107, Utah 98, 4/21/73\*

## CHAMPIONSHIP

*Indiana defeated Kentucky, 4-3*  
 Indiana 111, Kentucky 107, OT, 4/28/73  
 Kentucky 114, Indiana 102, 4/30/73  
 Kentucky 92, Indiana 88, 5/3/73\*  
 Indiana 90, Kentucky 86, 5/5/73\*  
 Indiana 89, Kentucky 86, 5/8/73  
 Kentucky 109, Indiana 93, 5/10/73\*  
 Indiana 88, Kentucky 81, 5/12/73

## 1973-74

## WESTERN DIVISION SEMIFINALS

*Indiana defeated San Antonio, 4-3*  
 San Antonio 113, Indiana 90, 3/30/74\*  
 Indiana 128, San Antonio 101, 4/1/74\*  
 San Antonio 115, Indiana 96, 4/3/74  
 Indiana 91, San Antonio 89, 4/4/74  
 Indiana 105, San Antonio 100, 4/6/74\*  
 San Antonio 102, Indiana 86, 4/10/74  
 Indiana 86, San Antonio 79, 4/12/74\*

## WESTERN DIVISION FINALS

*Utah defeated Indiana, 4-3*  
 Utah 105, Indiana 96, 4/13/74  
 Utah 106, Indiana 102, 4/15/74  
 Utah 99, Indiana 90, 4/17/74\*  
 Indiana 118, Utah 107, 4/18/74\*  
 Indiana 110, Utah 101, 4/22/74  
 Indiana 91, Utah 89, 4/25/74\*  
 Utah 109, Indiana 87, 4/27/74

## 1974-75

## WESTERN DIVISION SEMIFINALS

*Indiana defeated San Antonio, 4-2*  
 Indiana 122, San Antonio 119, OT, 4/5/75  
 Indiana 98, San Antonio 93, 4/7/75  
 Indiana 113, San Antonio 103, OT, 4/10/75\*  
 San Antonio 110, Indiana 109, 4/12/75\*  
 San Antonio 123, Indiana 117, 4/14/75  
 Indiana 115, San Antonio 100, 4/16/75\*

## WESTERN DIVISION FINALS

*Indiana defeated Denver, 4-3*  
 Denver 131, Indiana 128, 4/20/75  
 Indiana 131, Denver 124, 4/22/75  
 Indiana 118, Denver 112, 4/24/75\*  
 Denver 126, Indiana 109, 4/25/75\*  
 Indiana 109, Denver 90, 4/27/75  
 Denver 104, Indiana 99, 4/30/75\*  
 Indiana 104, Denver 96, 5/3/75

## CHAMPIONSHIP

*Kentucky defeated Indiana, 4-1*  
 Kentucky 120, Indiana 94, 5/13/75  
 Kentucky 95, Indiana 93, 5/15/75  
 Kentucky 109, Indiana 101, 5/17/75\*  
 Indiana 94, Kentucky 86, 5/19/75\*  
 Kentucky 110, Indiana 105, 5/22/75

## 1975-76

## FIRST ROUND

*Kentucky defeated Indiana, 2-1*  
 Kentucky 120, Indiana 109, 4/8/76  
 Indiana 109, Kentucky 95, 4/10/76\*  
 Kentucky 100, Indiana 99, 4/12/76

\* Pacers' home games

## NBA RESULTS

## 1980-81

## FIRST ROUND

*Philadelphia defeated Indiana, 2-0*  
 Philadelphia 124, Indiana 108, 3/31/81  
 Philadelphia 96, Indiana 85, 4/2/81\*

## 1986-87

## FIRST ROUND

*Atlanta defeated Indiana, 3-1*  
 Atlanta 110, Indiana 94, 4/24/87  
 Atlanta 94, Indiana 93, 4/26/87  
 Indiana 96, Atlanta 87, 4/29/87\*  
 Atlanta 101, Indiana 97, 5/1/87\*

## 1989-90

## FIRST ROUND

*Detroit defeated Indiana, 3-0*  
 Detroit 104, Indiana 92, 4/26/90  
 Detroit 100, Indiana 87, 4/28/90  
 Detroit 108, Indiana 96, 5/1/90\*

## 1990-91

## FIRST ROUND

*Boston defeated Indiana, 3-2*  
 Boston 127, Indiana 120, 4/26/91  
 Indiana 130, Boston 118, 4/28/91  
 Boston 112, Indiana 105, 5/1/91\*  
 Indiana 116, Boston 113, 5/3/91\*  
 Boston 124, Indiana 121, 5/5/91

## 1991-92

## FIRST ROUND

*Boston defeated Indiana, 3-0*  
 Boston 124, Indiana 113, 4/23/92  
 Boston 119, Indiana 112, OT, 4/25/92  
 Boston 102, Indiana 98, 4/27/92\*

## 1992-93

## FIRST ROUND

*New York defeated Indiana, 3-1*  
 New York 107, Indiana 104, 4/30/93  
 New York 101, Indiana 91, 5/2/93  
 Indiana 116, New York 93, 5/4/93\*  
 New York 109, Indiana 100, OT, 5/6/93\*

## 1993-94

## FIRST ROUND

*Indiana defeated Orlando, 3-0*  
 Indiana 89, Orlando 88, 4/28/94  
 Indiana 103, Orlando 101, 4/30/94  
 Indiana 99, Orlando 86, 5/2/94\*

## EASTERN CONFERENCE SEMIFINALS

*Indiana defeated Atlanta, 4-2*  
 Indiana 96, Atlanta 85, 5/10/94  
 Atlanta 92, Indiana 69, 5/12/94  
 Indiana 101, Atlanta 81, 5/14/94\*  
 Indiana 102, Atlanta 86, 5/15/94\*  
 Atlanta 88, Indiana 76, 5/17/94  
 Indiana 98, Atlanta 79, 5/19/94\*

## EASTERN CONFERENCE FINALS

*New York defeated Indiana, 4-3*  
 New York 100, Indiana 89, 5/24/94  
 New York 89, Indiana 78, 5/26/94  
 Indiana 88, New York 68, 5/28/94\*  
 Indiana 83, New York 77, 5/30/94\*  
 Indiana 93, New York 86, 6/1/94  
 New York 98, Indiana 91, 6/3/94\*  
 New York 94, Indiana 90, 6/5/94

## 1994-95

## FIRST ROUND

*Indiana defeated Atlanta, 3-0*  
 Indiana 90, Atlanta 82, 4/27/95\*  
 Indiana 105, Atlanta 97, 4/29/95\*  
 Indiana 105, Atlanta 89, 5/2/95

## EASTERN CONFERENCE SEMIFINALS

*Indiana defeated New York, 4-3*  
 Indiana 107, New York 105, 5/7/95  
 New York 96, Indiana 77, 5/9/95  
 Indiana 97, New York 95, OT, 5/11/95\*  
 Indiana 98, New York 84, 5/13/95\*  
 New York 96, Indiana 95, 5/17/95  
 New York 92, Indiana 82, 5/19/95\*  
 Indiana 97, New York 95, 5/21/95

## EASTERN CONFERENCE FINALS

*Orlando defeated Indiana 4-3*  
 Orlando 105, Indiana 101, 5/23/95  
 Orlando 119, Indiana 114, 5/25/95  
 Indiana 105, Orlando 100, 5/27/95\*  
 Indiana 94, Orlando 93, 5/29/95\*  
 Orlando 108, Indiana 106, 5/31/95  
 Indiana 123, Orlando 96, 6/2/95\*  
 Orlando 105, Indiana 81, 6/4/95

## 1995-96

## FIRST ROUND

*Atlanta defeated Indiana, 3-2*  
 Atlanta 92, Indiana 80, 4/25/96\*  
 Indiana 102, Atlanta 94, OT, 4/27/96\*  
 Atlanta 90, Indiana 83, 4/29/96  
 Indiana 83, Atlanta 75, 5/2/96  
 Atlanta 89, Indiana 87, 5/5/96\*

## 1997-98

## FIRST ROUND

*Indiana defeated Cleveland, 3-1*  
 Indiana 106, Cleveland 77, 4/23/98\*  
 Indiana 92, Cleveland 86, 4/25/98\*  
 Cleveland 86, Indiana 77, 4/27/98  
 Indiana 80, Cleveland 74, 4/30/98

## EASTERN CONFERENCE SEMIFINALS

*Indiana defeated New York, 4-1*  
 Indiana 93, New York 83, 5/5/98\*  
 Indiana 85, New York 77, 5/7/98\*  
 New York 83, Indiana 76, 5/9/98  
 Indiana 118, New York 107, OT, 5/10/98  
 Indiana 99, New York 88, 5/13/98\*

## EASTERN CONFERENCE FINALS

*Chicago defeated Indiana, 4-3*  
 Chicago 85, Indiana 79, 5/17/98  
 Chicago 104, Indiana 98, 5/19/98  
 Indiana 107, Chicago 105, 5/23/98\*  
 Indiana 96, Chicago 94, 5/25/98\*  
 Chicago 106, Indiana 87, 5/27/98  
 Indiana 92, Chicago 89, 5/29/98\*  
 Chicago 88, Indiana 83, 5/31/98

## 1998-99

## FIRST ROUND

*Indiana defeated Milwaukee, 3-0*  
 Indiana 110, Milwaukee 88, 5/9/99\*  
 Indiana 108, Milwaukee 107, OT, 5/11/99\*  
 Indiana 99, Milwaukee 91, 5/13/99

## EASTERN CONFERENCE SEMIFINALS

*Indiana defeated Philadelphia, 4-0*  
 Indiana 94, Philadelphia 90, 5/17/99\*  
 Indiana 85, Philadelphia 82, 5/19/99\*  
 Indiana 97, Philadelphia 86, 5/21/99  
 Indiana 89, Philadelphia 86, 5/23/99

## EASTERN CONFERENCE FINALS

*New York defeated Indiana, 4-2*  
 New York 93, Indiana 90, 5/30/99\*  
 Indiana 88, New York 86, 6/1/99\*  
 New York 92, Indiana 91, 6/5/99  
 Indiana 90, New York 78, 6/7/99  
 New York 101, Indiana 94, 6/9/99\*  
 New York 90, Indiana 82, 6/11/99

## 1999-2000

## FIRST ROUND

*Indiana defeated Milwaukee, 3-2*  
 Indiana 88, Milwaukee 85, 4/23/00\*  
 Milwaukee 104, Indiana 91, 4/27/00\*  
 Indiana 109, Milwaukee 96, 4/29/00  
 Milwaukee 100, Indiana 87, 5/1/00  
 Indiana 96, Milwaukee 95, 5/4/00\*

## EASTERN CONFERENCE SEMIFINALS

*Indiana defeated Philadelphia, 4-2*  
 Indiana 108, Philadelphia 91, 5/6/00\*  
 Indiana 103, Philadelphia 97, 5/8/00\*  
 Indiana 97, Philadelphia 89, 5/10/00  
 Philadelphia 92, Indiana 90, 5/13/00  
 Philadelphia 107, Indiana 86, 5/15/00\*  
 Indiana 106, Philadelphia 90, 5/19/00

## EASTERN CONFERENCE FINALS

*Indiana defeated New York, 4-2*  
 Indiana 102, New York 88, 5/23/00\*  
 Indiana 88, New York 84, 5/25/00\*  
 New York 98, Indiana 95, 5/27/00  
 New York 91, Indiana 89, 5/29/00  
 Indiana 88, New York 79, 5/31/00\*  
 Indiana 93, New York 80, 6/2/00

## NBA FINALS

*L.A. Lakers defeated Indiana, 4-2*  
 L.A. Lakers 104, Indiana 87, 6/7/00  
 L.A. Lakers 111, Indiana 104, 6/9/00  
 Indiana 100, L.A. Lakers 91, 6/11/00\*  
 L.A. Lakers 120, Indiana 118, OT, 6/14/00\*  
 Indiana 120, L.A. Lakers 87, 6/16/00\*  
 L.A. Lakers 116, Indiana 111, 6/19/00

\* Pacers' home games



## PLAYOFFS HISTORY

## NBA RESULTS

## 2000-01

**FIRST ROUND**

*Philadelphia defeated Indiana, 3-1*  
 Indiana 79, Philadelphia 78, 4/21/01  
 Philadelphia 116, Indiana 98, 4/24/01  
 Philadelphia 92, Indiana 87, 4/28/01\*  
 Philadelphia 88, Indiana 85, 5/2/01\*

## 2001-02

**FIRST ROUND**

*New Jersey defeated Indiana, 3-2*  
 Indiana 89, New Jersey 83, 4/20/02  
 New Jersey 95, Indiana 79, 4/22/02  
 New Jersey 85, Indiana 84, 4/26/02\*  
 Indiana 97, New Jersey 74, 4/30/02\*  
 New Jersey 120, Indiana 109, 2OT, 5/2/02

## 2002-03

**FIRST ROUND**

*Boston defeated Indiana, 4-2*  
 Boston 103, Indiana 100, 4/19/03\*  
 Indiana 89, Boston 77, 4/21/03\*  
 Boston 101, Indiana 83, 4/24/03  
 Boston 102, Indiana 92, 4/27/03  
 Indiana 93, Boston 88, 4/29/03\*  
 Boston 110, Indiana 90, 5/1/03

## 2003-04

**FIRST ROUND**

*Indiana defeated Boston, 4-0*  
 Indiana 104, Boston 88, 4/17/04\*  
 Indiana 103, Boston 90, 4/20/04\*  
 Indiana 108, Boston 85, 4/23/04  
 Indiana 90, Boston 75, 4/25/04

**CONFERENCE SEMIFINALS**

*Indiana defeated Miami, 4-2*  
 Indiana 94, Miami 81, 5/6/04\*  
 Indiana 91, Miami 80, 5/8/04\*  
 Miami 94, Indiana 87, 5/10/04  
 Miami 100, Indiana 88, 5/12/04  
 Indiana 94, Miami 83, 5/15/04\*  
 Indiana 73, Miami 70, 5/18/04

**CONFERENCE FINALS**

*Detroit defeated Indiana, 4-2*  
 Indiana 78, Detroit 74, 5/22/04\*  
 Detroit 72, Indiana 67, 5/24/04\*  
 Detroit 85, Indiana 78, 5/26/04  
 Indiana 83, Detroit 68, 5/28/04  
 Detroit 83, Indiana 65, 5/30/04\*  
 Detroit 69, Indiana 65, 6/1/04

## 2004-05

**FIRST ROUND**

*Indiana defeated Boston, 4-3*  
 Boston 102, Indiana 82, 4/23/05  
 Indiana 82, Boston 79, 4/25/05  
 Indiana 99, Boston 76, 4/28/05\*  
 Boston 110, Indiana 79, 4/30/05\*  
 Indiana 90, Boston 85, 5/3/05  
 Boston 92, Indiana 89, OT, 5/5/05\*  
 Indiana 97, Boston 70, 5/7/05

**CONFERENCE SEMIFINALS**

*Detroit defeated Indiana, 4-2*  
 Detroit 96, Indiana 81, 5/9/05  
 Indiana 92, Detroit 83, 5/11/05  
 Indiana 79, Detroit 74, 5/13/05\*  
 Detroit 89, Indiana 76, 5/15/05\*  
 Detroit 86, Indiana 67, 5/17/05  
 Detroit 88, Indiana 79, 5/19/05\*

## 2005-06

**FIRST ROUND**

*New Jersey defeated Indiana, 4-2*  
 Indiana 90, New Jersey 88, 4/23/06  
 New Jersey 90, Indiana 75, 4/25/06  
 Indiana 107, New Jersey 95, 4/27/06\*  
 New Jersey 97, Indiana 88, 4/29/06\*  
 New Jersey 92, Indiana 86, 5/2/06  
 New Jersey 96, Indiana 90, 5/4/06\*

\* Pacers' home games

## FRANCHISE TOP 10

## GAMES

1. Reggie Miller.....	144
2. Roger Brown.....	110
3. Dale Davis.....	110
4. Rik Smits.....	104
5. Freddie Lewis.....	97
6. Mel Daniels.....	95
7. Billy Keller.....	95
8. Derrick McKey.....	93
9. Mark Jackson.....	74
10. Bob Netolicky.....	73

## MINUTES

1. Reggie Miller.....	5,308
2. Roger Brown.....	4,030
3. Freddie Lewis.....	3,748
4. Mel Daniels.....	3,438
5. Dale Davis.....	3,323
6. Rik Smits.....	2,747
7. George McGinnis.....	2,720
8. Billy Keller.....	2,504
9. Bob Netolicky.....	2,385
10. Mark Jackson.....	2,318

## FIELD GOALS MADE

1. Reggie Miller.....	941
2. Roger Brown.....	765
3. Mel Daniels.....	631
4. Freddie Lewis.....	627
5. Rik Smits.....	623
6. George McGinnis.....	602
7. Bob Netolicky.....	475
8. Billy Keller.....	415
9. Dale Davis.....	346
10. Jermaine O'Neal.....	330

## FIELD GOALS ATTEMPTED

1. Reggie Miller.....	2,095
2. Roger Brown.....	1,590
3. Freddie Lewis.....	1,503
4. Mel Daniels.....	1,400
5. George McGinnis.....	1,349
6. Rik Smits.....	1,230
7. Billy Keller.....	975
8. Bob Netolicky.....	945
9. Jermaine O'Neal.....	774
10. Jalen Rose.....	708

## FIELD GOAL PERCENTAGE

## MINIMUM 20 FGA

1. Wayman Tisdale.....	613
2. Herb Williams.....	588
3. Billy Knight.....	560
4. Jeff Foster.....	554
5. Steve Stipanovich.....	553
6. Dale Davis.....	544
7. John Baum.....	531
8. Oliver Darden.....	529
Danny Granger.....	529
10. Mike Sanders.....	524

## 3-PT FIELD GOALS MADE

1. Reggie Miller.....	*320
2. Billy Keller.....	87
3. Mark Jackson.....	69
4. Roger Brown.....	68
5. Jalen Rose.....	49
6. Chris Mullin.....	44
7. Austin Croshere.....	38
8. Ron Artest.....	37
9. Freddie Lewis.....	37
10. Sam Perkins.....	35

## 3-PT FG ATTEMPTED

1. Reggie Miller.....	*820
2. Billy Keller.....	255
3. Mark Jackson.....	196
4. Roger Brown.....	190
5. Freddie Lewis.....	157
6. Jalen Rose.....	125
7. Chris Mullin.....	115
8. Ron Artest.....	110
9. Austin Croshere.....	110
10. George McGinnis.....	100

## 3-PT FG PERCENTAGE

## MINIMUM 20 FGA

1. Fred Jones.....	426
2. James Jones.....	400
3. Jalen Rose.....	392
4. Chuck Person.....	391
5. Reggie Miller.....	390
6. Chris Mullin.....	383
7. Sam Perkins.....	372
8. Jonathan Bender.....	361
9. Roger Brown.....	358
10. Mark Jackson.....	352

## FREE THROWS MADE

1. Reggie Miller.....	770
2. Freddie Lewis.....	488
3. Roger Brown.....	462
4. George McGinnis.....	435
5. Mel Daniels.....	360
6. Rik Smits.....	290
7. Jermaine O'Neal.....	243
8. Billy Keller.....	222
9. Bob Netolicky.....	193
10. Antonio Davis.....	191

## FREE THROWS ATTEMPTED

1. Reggie Miller.....	862
2. George McGinnis.....	628
3. Roger Brown.....	583
4. Freddie Lewis.....	570
5. Mel Daniels.....	513
6. Rik Smits.....	350
7. Jermaine O'Neal.....	334
8. Bob Netolicky.....	297
9. Antonio Davis.....	296
Dale Davis.....	296

## FREE THROW PERCENTAGE

## MINIMUM 20 FTA

1. LaSalle Thompson.....	.909
2. Reggie Miller.....	.893
3. Art Becker.....	.875
Fred Jones.....	.875
Travis Best.....	.874
6. Chris Mullin.....	.873
7. Billy Keller.....	.871
8. Micheal Williams.....	.857
9. Freddie Lewis.....	.856
10. Ricky Pierce.....	.850

## OFFENSIVE REBOUNDS

1. Mel Daniels.....	438
2. Dale Davis.....	354
3. George McGinnis.....	347
4. Darnell Hillman.....	174
5. Roger Brown.....	165
6. Rik Smits.....	149
7. Antonio Davis.....	147
8. Bob Netolicky.....	145
9. Freddie Lewis.....	132
10. Derrick McKey.....	123

## DEFENSIVE REBOUNDS

1. Mel Daniels.....	986
2. Dale Davis.....	644
3. George McGinnis.....	564
4. Rik Smits.....	391
5. Jermaine O'Neal.....	387
6. Roger Brown.....	366
7. Reggie Miller.....	339
8. Darnell Hillman.....	335
9. Antonio Davis.....	287
10. Bob Netolicky.....	264

## TOTAL REBOUNDS

1. Mel Daniels.....	1,424
2. Dale Davis.....	998
3. George McGinnis.....	911
4. Roger Brown.....	705
5. Bob Netolicky.....	645
6. Rik Smits.....	540
7. Darnell Hillman.....	509
8. Jermaine O'Neal.....	488
9. Antonio Davis.....	434
10. Reggie Miller.....	416

## REBOUND AVERAGE

## MINIMUM 20 GAMES

1. Mel Daniels.....	14.99
2. George McGinnis.....	12.65
3. Jermaine O'Neal.....	9.76
4. Dale Davis.....	9.07
5. Billy Knight.....	8.87
6. Bob Netolicky.....	8.84
7. Len Elmore.....	7.62
8. George Peoples.....	7.35
9. Darnell Hillman.....	7.07
10. Antonio Davis.....	6.48

## FRANCHISE TOP 10

## ASSISTS

1. Mark Jackson.....	574
2. Freddie Lewis.....	432
3. Roger Brown.....	405
4. Reggie Miller.....	357
5. Billy Keller.....	334
6. George McGinnis.....	293
7. Jamaal Tinsley.....	196
8. Derrick McKey.....	189
9. Don Buse.....	166
10. Travis Best.....	164

## PERSONAL FOULS

1. Rik Smits.....	419
2. Roger Brown.....	391
3. Mel Daniels.....	386
4. Dale Davis.....	349
5. Freddie Lewis.....	330
6. George McGinnis.....	307
7. Derrick McKey.....	285
8. Reggie Miller.....	275
9. Antonio Davis.....	224
10. Darnell Hillman.....	222

## DISQUALIFICATIONS

1. Roger Brown.....	14
2. Rik Smits.....	13
3. Mel Daniels.....	8
4. George McGinnis.....	7
5. Ron Artest.....	5
Antonio Davis.....	5
Freddie Lewis.....	5
8. Dale Davis.....	4
9. Travis Best.....	3
Austin Croshere.....	3
Bob Netolicky.....	3
Jermaine O'Neal.....	3

## STEALS

1. Don Buse.....	166
2. Reggie Miller.....	146
3. Derrick McKey.....	79
4. Mark Jackson.....	77
5. George McGinnis.....	76
6. Dale Davis.....	67
7. Rik Smits.....	51
8. Ron Artest.....	49
9. Jamaal Tinsley.....	47
10. Jalen Rose.....	46

## TURNOVERS

1. George McGinnis.....	286
2. Mel Daniels.....	258
3. Reggie Miller.....	257
4. Freddie Lewis.....	238
5. Roger Brown.....	207
6. Rik Smits.....	185
7. Mark Jackson.....	179
8. Billy Keller.....	146
9. Dale Davis.....	135
10. Derrick McKey.....	132

## BLOCKED SHOTS

1. Jermaine O'Neal.....	120
2. Dale Davis.....	119
3. Rik Smits.....	90
4. Antonio Davis.....	67
Darnell Hillman.....	67
6. Mel Daniels.....	45
7. Len Elmore.....	41
8. Derrick McKey.....	37
9. Roger Brown.....	35
10. Reggie Miller.....	34

## POINTS

1. Reggie Miller.....	2,972
2. Roger Brown.....	2,060
3. Freddie Lewis.....	1,779
4. George McGinnis.....	1,668
5. Mel Daniels.....	1,621
6. Rik Smits.....	1,537
7. Bob Netolicky.....	1,143
8. Billy Keller.....	1,139
9. Jermaine O'Neal.....	903
10. Dale Davis.....	837

## SCORING AVERAGE

## MINIMUM 15 GAMES

1. Billy Knight.....	24.87
2. George McGinnis.....	23.17
3. Chuck Person.....	21.93
4. Reggie Miller.....	20.64
5. Roger Brown.....	18.73
Detlef Schrempf.....	18.73
7. Freddie Lewis.....	18.34
8. Jermaine O'Neal.....	18.06
9. Ron Artest.....	17.27
10. Mel Daniels.....	17.06

\* NBA Record

## TOP 10, NBA ONLY

## GAMES

1. Reggie Miller.....	144
2. Dale Davis.....	110
3. Rik Smits.....	104
4. Derrick McKey.....	93
5. Mark Jackson.....	74
6. Antonio Davis.....	67
7. Austin Croshere.....	65
8. Travis Best.....	59
9. Jalen Rose.....	55
10. Jermaine O'Neal.....	50

## MINUTES

1. Reggie Miller.....	5,308
2. Dale Davis.....	3,323
3. Rik Smits.....	2,747
4. Mark Jackson.....	2,318
5. Derrick McKey.....	2,275
6. Jermaine O'Neal.....	1,917
7. Jalen Rose.....	1,776
8. Antonio Davis.....	1,680
9. Austin Croshere.....	1,202
10. Travis Best.....	1,140

## FIELD GOALS MADE

1. Reggie Miller.....	941
2. Rik Smits.....	623
3. Dale Davis.....	346
4. Jermaine O'Neal.....	330
5. Jalen Rose.....	310
6. Mark Jackson.....	250
7. Derrick McKey.....	213
8. Antonio Davis.....	166
9. Ron Artest.....	155
10. Travis Best.....	148

## FIELD GOALS ATTEMPTED

1. Reggie Miller.....	2,095
2. Rik Smits.....	1,230
3. Jermaine O'Neal.....	774
4. Jalen Rose.....	714
5. Dale Davis.....	636
6. Mark Jackson.....	587
7. Derrick McKey.....	519
8. Ron Artest.....	403
9. Travis Best.....	358
10. Antonio Davis.....	351

## FIELD GOAL PERCENTAGE

<b>MINIMUM 20 FGA</b>	
1. Wayman Tisdale.....	613
2. Herb Williams.....	588
3. <b>Jeff Foster.....</b>	<b>554</b>
4. Steve Stipanovich.....	553
5. Dale Davis.....	544
6. Billy Knight.....	533
7. <b>Danny Granger.....</b>	<b>529</b>
8. Mike Sanders.....	524
9. Rik Smits.....	507
10. Chuck Person.....	477

## 3-PT FIELD GOALS MADE

1. Reggie Miller.....	*320
2. Mark Jackson.....	69
3. Jalen Rose.....	49
4. Chris Mullin.....	44
5. Austin Croshere.....	38
6. Ron Artest.....	37
7. Sam Perkins.....	35
8. Derrick McKey.....	29
9. Stephen Jackson.....	26
Fred Jones.....	26
Jamaal Tinsley.....	26

## 3-PT FG ATTEMPTED

1. Reggie Miller.....	*820
2. Mark Jackson.....	196
3. Jalen Rose.....	125
4. Chris Mullin.....	115
5. Ron Artest.....	110
Austin Croshere.....	110
7. Sam Perkins.....	94
8. Derrick McKey.....	92
9. Stephen Jackson.....	89
10. Jamaal Tinsley.....	86

## 3-PT FG PERCENTAGE

## MINIMUM 20 FGA

1. Fred Jones.....	426
2. James Jones.....	400
3. Jalen Rose.....	392
4. Chuck Person.....	391
5. Reggie Miller.....	390
6. Chris Mullin.....	383
7. Sam Perkins.....	372
8. Jonathan Bender.....	361
9. Mark Jackson.....	352
10. Anthony Johnson.....	349

## FREE THROWS MADE

1. Reggie Miller.....	770
2. Rik Smits.....	290
3. Jermaine O'Neal.....	243
4. Antonio Davis.....	191
5. Jalen Rose.....	162
6. Derrick McKey.....	148
Austin Croshere.....	148
8. Dale Davis.....	145
9. Mark Jackson.....	132
10. Ron Artest.....	102

## FREE THROWS ATTEMPTED

1. Reggie Miller.....	862
2. Rik Smits.....	350
3. Jermaine O'Neal.....	324
4. Antonio Davis.....	296
Dale Davis.....	296
6. Jalen Rose.....	201
7. Derrick McKey.....	193
8. Austin Croshere.....	176
9. Mark Jackson.....	170
10. Ron Artest.....	138

## FREE THROW PERCENTAGE

## MINIMUM 20 FTA

1. LaSalle Thompson.....	.909
2. Reggie Miller.....	.893
3. Fred Jones.....	.875
4. Travis Best.....	.874
5. Micheal Williams.....	.857
6. Chris Mullin.....	.855
7. Ricky Pierce.....	.850
8. Haywoode Workman.....	.847
9. Detlef Schrempf.....	.845
10. Austin Croshere.....	.839

## OFFENSIVE REBOUNDS

1. Dale Davis.....	354
2. Rik Smits.....	149
3. Antonio Davis.....	147
4. Derrick McKey.....	123
5. <b>Jeff Foster.....</b>	<b>113</b>
6. Jermaine O'Neal.....	101
7. Reggie Miller.....	77
8. Mark Jackson.....	74
Austin Croshere.....	74
10. Al Harrington.....	43

## DEFENSIVE REBOUNDS

1. Dale Davis.....	644
2. Rik Smits.....	391
3. Jermaine O'Neal.....	387
4. Reggie Miller.....	339
5. Antonio Davis.....	287
6. Derrick McKey.....	260
7. Mark Jackson.....	258
8. Austin Croshere.....	166
9. <b>Jeff Foster.....</b>	<b>156</b>
10. Jalen Rose.....	152

## TOTAL REBOUNDS

1. Dale Davis.....	998
2. Rik Smits.....	540
3. Jermaine O'Neal.....	488
4. Antonio Davis.....	434
5. Reggie Miller.....	416
6. Derrick McKey.....	383
7. Mark Jackson.....	332
8. <b>Jeff Foster.....</b>	<b>269</b>
9. Austin Croshere.....	240
10. Jalen Rose.....	177

## REBOUND AVERAGE

## MINIMUM 20 GAMES

1. Jermaine O'Neal.....	9.76
2. Dale Davis.....	9.07
3. Antonio Davis.....	6.48
4. Ron Artest.....	6.27
5. <b>Jeff Foster.....</b>	<b>5.60</b>
6. Rik Smits.....	5.19
7. Al Harrington.....	5.12
8. Mark Jackson.....	4.49
9. Derrick McKey.....	4.12
10. Jalen Rose.....	3.93

## TOP 10, NBA ONLY

## ASSISTS

1. Mark Jackson.....	574
2. Reggie Miller.....	357
3. Jamaal Tinsley.....	196
4. Derrick McKey.....	189
5. Travis Best.....	164
6. Haywoode Workman.....	160
7. Jalen Rose.....	149
8. Rik Smits.....	135
9. Anthony Johnson.....	131
10. Vern Fleming.....	114

## PERSONAL FOULS

1. Rik Smits.....	419
2. Dale Davis.....	349
3. Derrick McKey.....	285
4. Reggie Miller.....	275
5. Antonio Davis.....	224
6. Jermaine O'Neal.....	188
7. Jalen Rose.....	165
8. Travis Best.....	156
9. Mark Jackson.....	145
10. Jamaal Tinsley.....	120

## DISQUALIFICATIONS

1. Rik Smits.....	13
2. Ron Artest.....	5
Antonio Davis.....	5
4. Dale Davis.....	4
5. Travis Best.....	3
Austin Croshere.....	3
Jermaine O'Neal.....	3
8. Jamaal Tinsley.....	2
Micheal Williams.....	2
10. Nine players.....	1

## STEALS

1. Reggie Miller.....	146
2. Derrick McKey.....	79
3. Mark Jackson.....	77
4. Dale Davis.....	67
5. Rik Smits.....	51
6. Ron Artest.....	49
Jamaal Tinsley.....	49
8. Jalen Rose.....	46
9. Travis Best.....	44
10. Haywoode Workman.....	41

## TURNOVERS

1. Reggie Miller.....	257
2. Rik Smits.....	185
3. Mark Jackson.....	179
4. Dale Davis.....	135
5. Derrick McKey.....	132
6. Jermaine O'Neal.....	130
7. Jalen Rose.....	109
8. Antonio Davis.....	100
9. Jamaal Tinsley.....	79
10. Travis Best.....	74

## BLOCKED SHOTS

1. Jermaine O'Neal.....	120
2. Dale Davis.....	119
3. Rik Smits.....	90
4. Antonio Davis.....	67
5. Derrick McKey.....	37
6. Reggie Miller.....	34
7. Ron Artest.....	25
<b>Jeff Foster.....</b>	<b>25</b>
9. Austin Croshere.....	24
10. Jalen Rose.....	23

## POINTS

1. Reggie Miller.....	2,972
2. Rik Smits.....	1,537
3. Jermaine O'Neal.....	903
4. Dale Davis.....	837
5. Jalen Rose.....	831
6. Mark Jackson.....	701
7. Derrick McKey.....	603
8. Antonio Davis.....	524
9. Ron Artest.....	449
10. Austin Croshere.....	438

## SCORING AVERAGE

## MINIMUM 15 GAMES

1. Chuck Person.....	21.93
2. Reggie Miller.....	20.64
3. Detlef Schrempf.....	18.73
4. Jermaine O'Neal.....	18.06
5. Ron Artest.....	17.27
6. Stephen Jackson.....	15.21
7. Jalen Rose.....	15.11
8. Rik Smits.....	14.78
9. Mark Jackson.....	9.47
10. Anthony Johnson.....	8.11

\* NBA Record

## INDIVIDUAL RECORDS

## MINUTES PLAYED

## MINUTES WERE UNAVAILABLE IN 1968-69

**Pacers (NBA):** ..... 51  
Reggie Miller at New York, OT...5/6/93

**Pacers (ABA):** ..... 53  
several times (most recent: Don Buse vs. San Antonio, OT, 4/10/75)

**Opponents:** ..... 56  
Kenyon Martin, New Jersey, 20T...5/2/02

## FIELD GOALS MADE

**Pacers (NBA):** ..... 16  
Chuck Person at Boston .....4/28/91

Jalen Rose vs. Philadelphia .....5/6/00  
Anthony Johnson vs. NJ .....5/4/06

**Pacers (ABA):** ..... 18  
George McGinnis vs. SA .....4/12/75

Billy Knight at Denver .....4/22/75  
Billy Knight at Kentucky .....5/22/75

**Opponents:** ..... 21  
Shaquille O'Neal at L.A. Lakers...6/7/00

## FIELD GOALS ATTEMPTED

**Pacers (NBA):** ..... 27  
Chuck Person vs. Atlanta .....5/1/87

Reggie Miller at Milwaukee .....4/29/00  
**Pacers (ABA):** ..... 33

Roger Brown vs. Oakland .....5/3/69  
**Opponents:** ..... 37

Dominique Wilkins at Atlanta...4/26/87

## FIELD GOAL PERCENTAGE

## MINIMUM 8 FGM

**Pacers:** ..... 917  
Rik Smits vs. Chicago (11-12)...5/29/98

**Opponents:** ..... 846  
Anthony Mason, NY (11-13).....5/6/93

## 3-PT FIELD GOALS MADE

**Pacers (NBA):** ..... 7  
Chuck Person at Boston .....4/28/91

Reggie Miller at Atlanta .....4/29/95  
Reggie Miller at Philadelphia...5/6/00

**Pacers (ABA):** ..... 9  
Billy Keller vs. San Antonio.....4/1/74

**Opponents:** ..... 5  
several times (most recent: Raef LaFrentz at Boston, 4/23/05)

## 3-PT FG ATTEMPTED

**Pacers:** ..... 16  
Reggie Miller vs. Milw., OT.....5/11/99

**Opponents:** ..... 15  
Dennis Scott at Orlando .....5/25/95

## 3-PT FG PERCENTAGE

**Pacers:** ..... 1.000  
Austin Croshere vs. Phil. (4-4) 5/8/00

Fred Jones at Boston (4-4) .....5/7/05  
**Opponents:** ..... 1.000

Larry Johnson at NY (5-5) .....5/29/00  
Raef LaFrentz at Boston (5-5) 4/23/05

## FREE THROWS MADE

**Pacers (NBA):** ..... 17  
Reggie Miller at New York .....4/30/93

Reggie Miller vs. New York.....5/30/94  
**Pacers (ABA):** ..... 17

Freddie Lewis at Kentucky .....5/3/70  
**Opponents:** ..... 21

Paul Pierce, Boston .....4/19/03

## FREE THROWS ATTEMPTED

**Pacers (NBA):** ..... 19  
Reggie Miller vs. New York.....5/30/94

**Pacers (ABA):** ..... 22  
George McGinnis vs. SA.....4/10/75

**Opponents:** ..... \*39  
Shaquille O'Neal at L.A. Lakers...6/9/00

## FREE THROW PERCENTAGE

**Pacers (NBA):** ..... 1.000  
Reggie Miller at NY (17-17).....4/30/93

**Pacers (ABA):** ..... 1.000  
Freddie Lewis at Ky. (17-17) ....5/3/70

**Opponents:** ..... 1.000  
Paul Pierce, Boston (21-21) ...4/19/03

## OFFENSIVE REBOUNDS

**Pacers (NBA):** ..... 11  
Jermaine O'Neal at Boston .....5/1/03

**Pacers (ABA):** ..... 13  
George McGinnis at Utah .....4/17/72

**Opponents:** ..... 11  
Patrick Ewing at New York.....6/5/94

## DEFENSIVE REBOUNDS

**Pacers (NBA):** ..... 19  
Jermaine O'Neal vs. Bos., OT.4/29/03

**Pacers (ABA):** ..... 20  
Mel Daniels vs. Denver .....4/1/73

**Opponents:** ..... 19  
Shaquille O'Neal at L.A. Lakers...6/9/00

Ben Wallace, Detroit .....5/22/04

## TOTAL REBOUNDS

**Pacers (NBA):** ..... 22  
Jermaine O'Neal vs. Bos., OT...4/29/03

**Pacers (ABA):** ..... 27  
Mel Daniels vs. Los Angeles...5/17/70

Mel Daniels vs. Utah.....4/22/71  
**Opponents:** ..... 24

Shaquille O'Neal at L.A. Lakers..6/9/00

## ASSISTS

**Pacers:** ..... 17  
Mark Jackson at Cleveland.....4/27/98

**Opponents:** ..... 15  
Glenn Rivers, Atlanta .....5/1/87

John Bagley at Boston .....4/25/92  
Anfernee Hardaway at Orl. ....5/25/95

Jason Kidd at New Jersey .....5/2/06

## STEALS

**Pacers:** ..... 7  
Haywood Workman at Orl. ....4/28/94

**Opponents:** ..... 8  
Mookie Blaylock at Atlanta .....4/29/96

## TURNOVERS

**Pacers (NBA):** ..... 8  
Mark Jackson at Atlanta .....5/2/95

Reggie Miller at Cleveland .....4/30/98  
**Pacers (ABA):** ..... 11

George McGinnis vs. SA .....4/16/75  
**Opponents:** ..... 10

Anfernee Hardaway, Orlando...5/2/94

## BLOCKED SHOTS

**Pacers (NBA):** ..... 6  
Jermaine O'Neal at Phil. ....4/24/01

**Pacers (ABA):** ..... 7  
Darnell Hillman at Denver .....4/22/75

**Opponents:** ..... 6  
Patrick Ewing at New York.....5/24/94

Marcus Camby, New York .....6/9/99  
Dikembe Mutombo at Phil. ....4/24/01

## POINTS

**Pacers (NBA):** ..... 41  
Reggie Miller vs. Milwaukee...5/4/00

Reggie Miller at Philadelphia...4/24/01  
**Pacers (ABA):** ..... 53

Roger Brown vs. L.A. Stars....5/19/70  
**Opponents:** ..... 45

Allen Iverson at Philadelphia...4/24/01  
\* NBA Record

## PLAYOFFS HISTORY

## TEAM RECORDS

## FIELD GOALS MADE

<b>Pacers High (NBA):</b> .....	50
at Boston.....	4/28/91
<b>Pacers High (ABA):</b> .....	53
at Oakland.....	5/2/69
vs. Utah.....	4/22/71
<b>Pacers Low:</b> .....	21
vs. Boston.....	4/30/05
<b>Opponents High:</b> .....	50
at Philadelphia.....	3/31/81
<b>Opponents Low:</b> .....	22
New York.....	5/28/94
at Cleveland.....	4/30/98

## FIELD GOALS ATTEMPTED

<b>Pacers High (NBA):</b> .....	95
at Detroit.....	5/11/05
<b>Pacers High (ABA):</b> .....	125
vs. Oakland.....	5/3/69
<b>Pacers Low:</b> .....	56
at Chicago.....	5/31/98
<b>Opponents High:</b> .....	107
at Boston.....	4/25/92
<b>Opponents Low:</b> .....	56
at Cleveland.....	4/30/98

## FIELD GOAL PERCENTAGE

<b>Pacers High (NBA):</b> .....	.603
vs. New York (44-73).....	5/4/93
<b>Pacers High (ABA):</b> .....	.607
at Denver (51-84).....	4/22/75
<b>Pacers Low:</b> .....	.269
vs. Boston (21-78).....	4/30/05
<b>Opponents High:</b> .....	.575
at Philadelphia (50-87).....	3/31/81
<b>Opponents Low:</b> .....	.305
at Miami (25-82).....	5/18/04

## 3-PT FIELD GOALS MADE

<b>Pacers High:</b> .....	13
at Milwaukee.....	5/13/99
<b>Pacers Low:</b> .....	0
several times (most recent: at Milwaukee, 5/1/00)	
<b>Opponents High:</b> .....	13
Orlando.....	5/27/95
at Orlando.....	6/4/95
<b>Opponents Low:</b> .....	0
several times (most recent: at Chicago, 5/19/98)	

## 3-PT FG ATTEMPTED

<b>Pacers High:</b> .....	33
at Milwaukee.....	5/13/99
<b>Pacers Low:</b> .....	3
several times (most recent: at New York, 6/7/99)	
<b>Opponents High:</b> .....	29
at Orlando.....	5/25/95
<b>Opponents Low:</b> .....	1
at Philadelphia.....	3/31/81
at Boston.....	4/23/92

## 3-PT FG PERCENTAGE

## MINIMUM TWO 3-PT FGM

<b>Pacers High:</b> .....	.692
at Boston (9-13).....	4/28/91
<b>Pacers Low:</b> .....	.000
at Milwaukee (0-13)*.....	5/1/00
<b>Opponents High:</b> .....	.714
at New York (10-14).....	5/29/00
<b>Opponents Low:</b> .....	.000
at Boston (0-7).....	5/5/91

## FREE THROWS MADE

<b>Pacers High (NBA):</b> .....	39
vs. Boston.....	5/1/91
<b>Pacers High (ABA):</b> .....	42
at Oakland.....	5/2/69
at Kentucky.....	5/3/70
<b>Pacers Low:</b> .....	*2
vs. Detroit.....	5/19/05
<b>Opponents High:</b> .....	37
at Boston.....	4/26/91
<b>Opponents Low:</b> .....	8
L.A. Lakers.....	6/11/00

## FREE THROWS ATTEMPTED

<b>Pacers High (NBA):</b> .....	47
vs. Atlanta.....	5/1/87
vs. Boston.....	5/1/91
vs. New York.....	6/1/99
<b>Pacers High (ABA):</b> .....	58
at Oakland.....	5/2/69
<b>Pacers Low:</b> .....	7
vs. Detroit.....	5/19/05
<b>Opponents High:</b> .....	57
at L.A. Lakers.....	6/9/00
<b>Opponents Low:</b> .....	13
Boston, OT.....	4/29/03

## FREE THROW PERCENTAGE

<b>Pacers High (NBA):</b> .....	1.000
vs. New York (12-12).....	5/23/00
<b>Pacers High (ABA):</b> .....	1.000
vs. Denver (17-17).....	4/25/75
<b>Pacers Low (NBA):</b> .....	.286
vs. Detroit (2-7).....	5/19/05
<b>Opponents High:</b> .....	.938
at Boston (30-32).....	4/23/92
<b>Opponents Low:</b> .....	.421
L.A. Lakers (8-19).....	6/11/00

## OFFENSIVE REBOUNDS

<b>Pacers High (NBA):</b> .....	24
at Boston.....	5/1/03
<b>Pacers High (ABA):</b> .....	35
vs. Utah.....	4/14/71
<b>Pacers Low:</b> .....	4
at Chicago.....	5/31/98
at New York.....	5/27/00
at Boston.....	4/25/04
<b>Opponents High:</b> .....	28
at New York.....	6/5/94
<b>Opponents Low:</b> .....	3
Atlanta.....	4/29/87
Boston.....	4/30/05

## DEFENSIVE REBOUNDS

<b>Pacers High (NBA):</b> .....	42
at Miami.....	5/18/04
<b>Pacers High (ABA):</b> .....	49
at Carolina.....	4/22/70
<b>Pacers Low:</b> .....	17
vs. Cleveland.....	4/25/98
vs. Chicago.....	5/25/98
<b>Opponents High:</b> .....	41
at Philadelphia.....	4/21/01
<b>Opponents Low:</b> .....	16
Atlanta.....	5/15/94
New York, OT.....	5/11/95

## TOTAL REBOUNDS

<b>Pacers High (NBA):</b> .....	55
vs. Boston, OT.....	4/29/03
<b>Pacers High (ABA):</b> .....	71
vs. Los Angeles.....	5/15/70
<b>Pacers Low:</b> .....	24
at Boston.....	4/23/92
<b>Opponents High:</b> .....	56
at Atlanta.....	5/12/94
<b>Opponents Low:</b> .....	24
New York, OT.....	5/11/95

## ASSISTS

<b>Pacers High (NBA):</b> .....	28
at Boston.....	4/28/91
vs. Atlanta.....	5/15/94
<b>Pacers High (ABA):</b> .....	35
vs. Denver.....	4/7/73
<b>Pacers Low:</b> .....	8
vs. Detroit.....	5/24/04
<b>Opponents High:</b> .....	35
at Philadelphia.....	3/31/81
<b>Opponents Low:</b> .....	11
at Atlanta.....	5/2/96
Milwaukee.....	4/23/00

## PERSONAL FOULS

<b>Pacers High:</b> .....	38
at L.A. Lakers.....	6/9/00
<b>Pacers Low:</b> .....	16
vs. New York.....	5/7/98
vs. New York.....	5/13/98
<b>Opponents High:</b> .....	40
New York.....	6/1/99
<b>Opponents Low:</b> .....	15
at Atlanta.....	4/29/96
Detroit.....	5/19/05

## DISQUALIFICATIONS

<b>Pacers High:</b> .....	3
at New Jersey, 2OT.....	5/2/02
<b>Opponents High:</b> .....	3
New York.....	6/1/99



## TEAM RECORDS

## STEALS

<b>Pacers High:</b> .....	19
at Boston .....	4/25/04
<b>Pacers Low:</b> .....	0*
vs. Orlando .....	5/27/95
vs. Philadelphia .....	5/2/01
<b>Opponents High:</b> .....	17
New York .....	6/3/94
<b>Opponents Low:</b> .....	1
at New York .....	5/21/95

## TURNOVERS

<b>Pacers High:</b> .....	35
at New York .....	5/9/95
<b>Pacers Low:</b> .....	4
at L.A. Lakers .....	6/9/00
<b>Opponents High:</b> .....	26
New York .....	5/30/94
at Boston .....	4/25/04
<b>Opponents Low:</b> .....	5
at L.A. Lakers .....	6/19/00
at New Jersey .....	4/23/06

## BLOCKED SHOTS

<b>Pacers High (NBA):</b> .....	12
vs. Detroit .....	5/30/04
<b>Pacers High (ABA):</b> .....	14
at Denver .....	4/9/72
<b>Pacers Low:</b> .....	0
several times (most recent: at Orlando, 5/23/95)	
<b>Opponents High:</b> .....	19
Detroit .....	5/24/04
<b>Opponents Low:</b> .....	0
at Atlanta .....	5/2/95
Milwaukee .....	5/4/00

## POINTS

<b>Pacers High (NBA):</b> .....	130
at Boston .....	4/28/91
<b>Pacers High (ABA):</b> .....	150
at Oakland .....	5/2/69
<b>Pacers Low:</b> .....	65
vs. Detroit .....	5/30/04
at Detroit .....	6/1/04
<b>Opponents High:</b> .....	127
at Boston .....	4/26/91
<b>Opponents Low:</b> .....	68
New York .....	5/28/94
at Detroit .....	5/28/04

\* Tied NBA Record

NOTE: The Indiana Pacers joined the NBA for the 1976-77 season.

# PLAYOFFS HISTORY

## INDIVIDUAL PERFORMANCES

### TRIPLE-DOUBLES

---

#### PACERS

- 1. Mark Jackson vs. New York, 5/13/98..... 22 points, 14 rebounds, 13 assists

#### OPPONENTS

- 1. Larry Bird at Boston, 4/26/91 ..... 21 points, 12 rebounds, 12 assists
- 2. Mookie Blaylock at Atlanta, 5/12/94 ..... 11 points, 10 rebounds, 13 assists
- 3. Mookie Blaylock at Atlanta, 5/17/94..... 14 points, 10 rebounds, 13 assists

### DOUBLE-DOUBLES

---

DOUBLE-DOUBLES ARE CURRENT PLAYERS, PACERS' STATS ONLY, PLAYOFFS ONLY

#### JEFF FOSTER

- 1. vs. Miami, 5/15/04 ..... 20 points, 16 rebounds
- 2. at Detroit, 5/11/05 ..... 14 points, 20 rebounds

## SCORING BY QUARTERS

AMERICAN  
BASKETBALL ASSOCIATION

## FIRST QUARTER

Pacers High:	38	at Los Angeles.....	5/18/70
		vs. Utah.....	4/12/71
Pacers Low:	11	at Kentucky.....	4/12/76
Opponents High:	41	at Kentucky.....	4/8/76
Opponents Low:	12	vs. San Antonio.....	4/12/74

## SECOND QUARTER

Pacers High:	41	at Denver.....	4/22/75
Pacers Low:	15	vs. San Antonio.....	4/12/74
Opponents High:	37	at Los Angeles.....	5/19/70
Opponents Low:	15	vs. Denver.....	4/8/72

## THIRD QUARTER

Pacers High:	45	at Los Angeles.....	5/19/70
Pacers Low:	14	at Kentucky.....	4/28/73
Opponents High:	48	at Pittsburgh.....	3/27/68
Opponents Low:	11	at Kentucky.....	5/12/73

## FOURTH QUARTER

Pacers High:	41	at Oakland.....	5/2/69
		at Utah.....	4/20/71
Pacers Low:	16	vs. Denver.....	4/14/72
		vs. Kentucky.....	5/5/73
Opponents High:	46	vs. Miami.....	4/20/69
Opponents Low:	13	at Denver.....	4/27/75

## OVERTIME

Pacers High:	16	vs. San Antonio.....	4/10/75
Pacers Low:	6	vs. Los Angeles.....	5/23/70
Opponents High:	16	vs. Oakland.....	5/3/69
Opponents Low:	6	vs. San Antonio.....	4/10/75

## FIRST HALF

Pacers High:	73	at Oakland.....	5/2/69
Pacers Low:	29	vs. San Antonio.....	4/12/74
Opponents High:	71	at Pittsburgh.....	3/25/68
Opponents Low:	34	vs. Denver.....	4/8/72

## SECOND HALF

Pacers High:	79	at Los Angeles.....	5/19/70
Pacers Low:	41	at San Antonio.....	4/4/74
Opponents High:	78	at Pittsburgh.....	3/27/68
Opponents Low:	37	vs. San Antonio.....	4/12/74

NATIONAL  
BASKETBALL ASSOCIATION

## FIRST QUARTER

Pacers High:	39	vs. L.A. Lakers.....	6/16/00
Pacers Low:	13	vs. New York.....	5/5/98
		vs. Detroit.....	5/15/05
Opponents High:	38	at Philadelphia.....	3/31/81
Opponents Low:	11	at Detroit.....	6/1/04
		vs. Detroit.....	5/13/05

## SECOND QUARTER

Pacers High:	35	vs. Boston.....	4/17/04
Pacers Low:	10	at Detroit.....	6/1/04
Opponents High:	39	at Boston.....	4/23/05
Opponents Low:	8	vs. New York.....	5/31/00

## THIRD QUARTER

Pacers High:	38	vs. New York.....	5/4/93
Pacers Low:	11	at New Jersey.....	4/20/02
		vs. Detroit.....	5/24/04
		at Detroit.....	5/17/05
Opponents High:	42	at Boston.....	5/5/91
Opponents Low:	11	at Detroit.....	5/28/04

## FOURTH QUARTER

Pacers High:	38	vs. Boston.....	4/20/04
Pacers Low:	10	at New York.....	5/9/98
Opponents High:	38	at L.A. Lakers.....	6/9/00
Opponents Low:	10	at Boston.....	4/25/05

## OVERTIME

Pacers High:	16	at New York.....	5/10/98
Pacers Low:	2	at New Jersey.....	5/2/02
Opponents High:	17	at Boston.....	4/25/92
Opponents Low:	0*	vs. Boston.....	4/29/03

## FIRST HALF

Pacers High:	65	vs. Orlando.....	6/2/95
		vs. Boston.....	4/17/04
Pacers Low:	30	at Detroit.....	5/26/04
Opponents High:	69	at Boston.....	5/3/91
Opponents Low:	27	at Detroit.....	6/1/04

## SECOND HALF

Pacers High:	67	vs. New York.....	5/4/93
Pacers Low:	24	vs. Detroit.....	5/24/04
Opponents High:	71	at Boston.....	4/23/92
Opponents Low:	26	at Philadelphia.....	4/21/01

\* NBA Record

## PLAYOFFS HISTORY

## TEAM STATISTICS

## OFFENSE

YEAR	G	FGM-FGA	PCT	3-POINT		FTM-FTA	PCT	OR	DR	TR	AVG	AST	PF-DQ	ST	TO	BS	PTS	AVG
				FGM-FGA	PCT													
1967-68	3	135-295	.458	5-29	.172	74-98	.755	—	—	170	56.7	65	93-4	—	269	—	349	116.3
1968-69	17	766-1736	.441	25-96	.260	490-688	.712	—	—	968	56.9	324	489-12	—	269	—	2047	120.4
1969-70	15	626-1427	.439	42-149	.282	425-562	.756	289	576	865	57.7	309	375-5	—	243	—	1719	114.6
1970-71	11	445-1048	.425	45-166	.271	256-332	.771	210	366	576	52.4	236	239-5	—	154	—	1191	108.3
1971-72	20	825-1816	.454	53-167	.317	464-629	.738	370	647	1017	50.9	383	479-7	—	288	—	2167	108.4
1972-73	18	698-1617	.432	27-112	.241	425-559	.760	334	610	944	52.4	373	461-3	99	287	79	1848	102.7
1973-74	14	526-1188	.443	41-123	.333	300-398	.754	222	423	645	46.1	279	312-5	114	192	54	1393	99.5
1974-75	18	767-1645	.466	53-165	.321	372-504	.738	291	586	877	48.7	399	433-5	157	288	103	1959	108.8
1975-76	3	123-268	.459	8-25	.320	63-78	.808	47	93	140	46.7	78	71-0	31	48	11	317	105.7
1980-81	2	75-182	.412	2-6	.333	41-57	.719	37	56	93	46.5	46	51-0	22	39	5	193	96.5
1986-87	4	138-288	.479	3-18	.167	101-146	.692	39	115	154	38.5	85	112-2	20	59	6	380	95.0
1989-90	3	105-228	.461	5-23	.217	60-73	.822	33	76	109	36.3	52	77-0	11	44	7	275	91.7
1990-91	5	209-424	.493	26-58	.448	148-177	.836	53	131	184	36.8	121	145-4	39	75	21	592	118.4
1991-92	3	111-242	.459	20-45	.444	81-103	.786	28	77	105	35.0	70	83-1	26	40	12	323	107.7
1992-93	4	148-300	.493	16-41	.390	99-126	.786	38	106	144	36.0	96	101-2	24	62	16	411	102.8
1993-94	16	532-1195	.445	59-155	.381	321-443	.725	214	434	648	40.5	347	396-2	147	285	67	1444	90.3
1994-95	17	577-1257	.459	94-261	.360	429-557	.770	227	477	704	41.4	351	459-4	93	267	58	1677	98.6
1995-96	5	162-368	.440	17-57	.298	94-122	.770	70	141	211	42.2	86	116-1	42	93	16	435	87.0
1997-98	16	512-1113	.460	87-232	.375	357-470	.760	148	416	564	35.3	306	397-8	115	234	79	1468	91.8
1998-99	13	426-965	.441	85-234	.363	280-367	.763	151	388	539	41.5	269	337-4	86	206	67	1217	93.6
1999-00	23	804-1814	.443	164-433	.379	484-585	.827	232	700	932	40.5	468	538-7	125	267	107	2256	98.1
2000-01	4	131-329	.398	25-73	.342	62-75	.827	47	112	159	39.8	83	94-2	19	50	18	349	87.3
2001-02	5	174-380	.458	24-59	.407	86-113	.761	42	169	211	42.2	106	125-3	41	91	20	458	91.6
2002-03	6	181-466	.388	31-106	.292	154-195	.790	79	202	281	46.8	119	141-3	42	85	35	547	91.2
2003-04	16	491-1202	.408	95-285	.333	291-397	.733	173	501	674	42.1	286	376-6	139	217	100	1368	85.5
2004-05	13	375-949	.395	73-231	.316	269-343	.784	142	379	521	40.1	234	286-1	105	196	77	1092	84.0
2005-06	6	187-422	.443	40-117	.342	122-163	.748	50	174	224	37.3	107	149-2	36	95	27	536	89.3

## TEAM STATISTICS

## DEFENSE

YEAR	G	FGM-FGA	PCT	3-POINT		FTM-FTA	PCT	OR	DR	TR	AVG	AST	PF-DQ	ST	TO	BS	PTS	AVG
				FGM-FGA	PCT													
1967-68	3	149-289	.516	9-33	.273	93-140	.664	—	—	164	54.7	67	79-2	—	43	—	400	133.3
1968-69	17	720-1661	.433	35-109	.321	508-681	.746	—	—	950	55.9	288	504-14	—	300	—	1983	116.6
1969-70	15	636-1452	.438	40-133	.301	300-420	.714	279	532	811	54.1	333	424-9	—	271	—	1612	107.5
1970-71	11	478-1051	.455	11-47	.234	219-276	.793	223	402	625	56.8	268	254-2	—	171	—	1186	107.8
1971-72	20	858-1807	.475	19-72	.264	410-558	.735	353	649	1002	50.1	416	532-5	—	324	—	2145	107.3
1972-73	18	704-1599	.440	16-80	.200	388-525	.739	292	590	882	49.0	372	485-11	81	304	90	1812	100.7
1973-74	14	590-1226	.481	9-37	.243	226-296	.764	226	451	677	48.4	292	349-14	97	203	52	1415	101.1
1974-75	18	796-1703	.467	11-54	.204	388-475	.817	328	591	919	51.1	426	455-14	133	299	73	1951	108.4
1975-76	3	134-284	.472	0-7	.000	47-68	.691	63	94	157	52.3	84	77-4	23	57	23	315	105.0
1980-81	2	92-173	.532	0-3	.000	36-57	.632	24	69	93	46.5	56	52-0	22	40	19	220	110.0
1986-87	4	143-294	.486	4-17	.235	102-144	.708	42	117	159	39.8	103	112-0	25	58	19	392	98.0
1989-90	3	122-253	.482	5-13	.385	63-79	.797	44	79	123	41.0	64	75-0	16	36	11	312	104.0
1990-91	5	215-418	.514	4-24	.167	160-194	.825	59	147	206	41.2	123	136-0	46	80	20	594	118.8
1991-92	3	132-273	.484	2-6	.333	79-103	.767	53	98	151	50.3	75	75-2	23	37	13	345	115.0
1992-93	4	159-333	.477	15-37	.405	77-112	.688	63	119	182	45.5	107	108-2	39	60	16	410	102.5
1993-94	16	510-1199	.425	69-201	.343	309-437	.707	227	396	623	38.9	337	398-2	143	280	92	1398	87.4
1994-95	17	590-1243	.475	152-357	.426	325-490	.663	179	426	605	35.6	362	466-5	132	237	89	1657	97.5
1995-96	5	162-381	.425	39-99	.394	77-108	.713	74	114	188	37.6	86	114-1	49	79	35	440	88.0
1997-98	16	512-1164	.440	64-182	.352	344-474	.726	201	429	630	39.4	305	420-8	139	248	58	1432	89.5
1998-99	13	435-1005	.433	40-141	.284	260-349	.745	154	346	500	38.5	221	355-7	107	171	58	1170	90.0
1999-00	23	844-1857	.454	98-283	.346	409-594	.689	259	691	950	41.3	452	550-6	142	266	102	2195	95.4
2000-01	4	136-321	.424	13-44	.295	89-113	.788	58	131	189	47.3	84	86-0	30	44	23	374	93.5
2001-02	5	178-415	.429	16-60	.267	85-118	.720	54	153	207	41.4	91	112-1	41	74	32	457	91.4
2002-03	6	203-471	.431	57-149	.383	118-147	.803	53	190	243	40.5	121	152-3	46	75	24	581	96.8
2003-04	16	462-1164	.397	59-192	.307	314-405	.775	172	506	678	42.4	271	367-3	104	249	101	1297	81.1
2004-05	13	421-974	.432	59-190	.311	229-304	.753	150	395	545	41.9	238	295-4	101	187	86	1130	86.9
2005-06	6	202-451	.448	28-97	.289	126-158	.797	63	166	229	38.2	140	151-3	43	71	19	558	93.0



PASSION PRIDE PACERS



PASSION PRIDE PACERS

# *All-Time Results*



1967-68

PLAYER	G	MIN	FGM-FGA	PCT	3-POINT		FTM-FTA	PCT	OR	DR	TR	AST	PF-DQ	TO	PTS	AVG
					FGM-FGA	PCT										
FREDDIE LEWIS	76	2921	542-1287	.421	16-74	.220	465-583	.798	152	288	440	183	217-2	209	1565	20.6
ROGER BROWN	76	2974	544-1286	.423	14-54	.259	390-517	.754	25	388	647	327	296-10	265	1492	19.6
BOB NETOLICKY	71	2385	468-928	.504	0-1	.000	220-369	.596	320	499	819	69	162-0	143	1156	16.3
REGGIE HARDING	25	840	142-314	.452	0-1	.000	52-90	.578	82	252	334	53	59-0	77	336	13.4
OLIVER DARDEN	77	2045	371-831	.447	0-1	.000	180-270	.667	185	342	527	69	277-2	140	922	12.0
JIMMY RAYL	74	2193	317-819	.387	57-175	.326	195-243	.803	38	200	238	210	197-1	193	886	12.0
BOBBY JOE EDMONDS	72	1338	213-488	.437	1-6	.167	150-229	.655	133	241	374	29	183-4	123	577	8.0
JERRY HARKNESS	71	1241	172-394	.437	1-5	.200	152-223	.682	81	112	193	129	109-1	77	497	7.0
GEORGE PEEPLES	65	1203	138-339	.407	0-3	.000	115-188	.612	126	252	378	29	136-1	71	391	6.0
RON BONHAM	42	426	80-210	.381	0-2	.000	85-105	.809	26	31	57	14	36-0	32	245	5.8
JIM DAWSON	21	288	46-133	.346	1-7	.143	25-43	.581	10	11	21	32	16-0	16	118	5.6
MATT AITCH	45	637	100-247	.405	0-2	.000	52-77	.675	54	106	160	18	69-1	37	252	5.6
RON KOZLICKI	37	354	41-121	.339	6-29	.207	21-34	.618	30	39	69	14	31-0	19	109	3.0
<b>PACERS</b>	<b>78</b>	<b>18845</b>	<b>3174-7397</b>	<b>.425</b>	<b>96-360</b>	<b>.267</b>	<b>2102-2971</b>	<b>.708</b>	<b>1496</b>	<b>2761</b>	<b>4257</b>	<b>1176</b>	<b>1788-22</b>	<b>1402</b>	<b>8546</b>	<b>109.6</b>
<b>OPPONENTS</b>	<b>78</b>	<b>18845</b>	<b>3311-7844</b>	<b>.422</b>	<b>141-417</b>	<b>.338</b>	<b>1767-2473</b>	<b>.715</b>	<b>1084</b>	<b>3047</b>	<b>4131</b>	<b>1257</b>	<b>2013-46</b>	<b>1290</b>	<b>8530</b>	<b>109.4</b>

## 1967-68 SEASON (38-40)

## OCTOBER

14	Kentucky	W	117-95
18	Anaheim	W	106-103
20	at Kentucky	W	106-99
21	at New Orleans	W	114-111
22	at Dallas	W	121-101
26	at Oakland	L	114-118
27	at Oakland <sup>1</sup>	W	119-105

## NOVEMBER

1	New Jersey	W	123-113
2	at Minnesota	L	84-109
6	at Kentucky	W	105-95
7	at Pittsburgh	W	100-83
8	New Orleans	W	109-101
11	Dallas	W	126-103
12	at Denver	L	103-110
13	at Dallas	W	119-118
15	Oakland	W	119-110
16	Pittsburgh	L	90-116
22	Dallas	L	111-112
25	Houston	W	124-88
26	at Minnesota	L	99-121

## DECEMBER

2	Anaheim	W	132-117
3	at Pittsburgh	L	100-103
5	New Jersey <sup>2</sup>	W	121-106
6	at Kentucky	W	100-97 OT
7	Denver	W	110-99
9	New Orleans	L	101-110
10	at Houston	L	87-107
11	at Dallas	L	114-119
13	Minnesota <sup>3</sup>	L	99-113
16	Pittsburgh	L	117-122
18	at Denver	L	104-126
19	at Oakland <sup>4</sup>	L	128-129
20	at Anaheim <sup>5</sup>	W	144-142
23	Minnesota	L	101-104
26	New Jersey	W	117-107
28	Dallas	L	125-127 OT
30	Kentucky	W	124-80
31	at Pittsburgh	L	106-121

## JANUARY

2	at Denver	L	80-98
3	at Anaheim	L	111-122
5	at Anaheim	L	121-124
6	Houston	W	103-97
7	at Minnesota	L	106-109
10	Minnesota	W	105-79
11	at Pittsburgh	L	115-128
13	Pittsburgh	W	113-99
14	at Houston	L	87-92
15	at New Orleans	L	107-108
17	Pittsburgh	L	101-137
19	at New Jersey	L	110-122
20	at New Jersey	L	96-106
21	at Minnesota	L	88-103
22	at Kentucky	L	91-100
27	Minnesota	W	115-108 OT
31	Pittsburgh <sup>6</sup>	W	119-113

## FEBRUARY

2	at New Jersey	W	113-103
6	at Pittsburgh	W	113-100
7	New Jersey	W	106-105
8	Denver <sup>2</sup>	L	91-98
10	at New Jersey	L	112-124
11	at Kentucky	L	90-103
13	Oakland	W	120-109
14	at Minnesota	L	96-99
15	Minnesota <sup>7</sup>	L	101-122
17	Houston	W	115-99
19	Kentucky <sup>8</sup>	L	129-134
21	Denver	W	123-110
25	Kentucky	W	100-93
28	Oakland	W	122-116 2OT

## MARCH

2	Anaheim	W	124-119
4	New Orleans <sup>9</sup>	L	118-128
5	at New Jersey	L	111-121
7	at Houston	L	104-115
9	New Jersey	W	120-99
10	at New Orleans	W	113-105
13	Minnesota	W	116-106
15	Kentucky	L	96-108
22	at Kentucky	L	106-119

## PLAYOFFS

## FIRST ROUND

25	at Pittsburgh	L	127-146
26	Pittsburgh	L	108-121
27	at Pittsburgh	L	114-133

<sup>1</sup> at San Jose, Calif.<sup>2</sup> at Kokomo, Ind.<sup>3</sup> at New Castle, Ind.<sup>4</sup> at Richmond, Calif.<sup>5</sup> at Fresno, Calif.<sup>6</sup> at Shelbyville, Ind.<sup>7</sup> at Dayton, Ohio<sup>8</sup> at Madison, Ind.<sup>9</sup> at Ft. Wayne, Ind.

PLAYER	G	GS	MIN	3-POINT				FTM-FTA	PCT	OR	DR	TR	AST	PF-DQ	TO	PTS	AVG
				FGM-FGA	PCT	FGM-FGA	PCT										
MEL DANIELS	76	72	2934	712-1492	.477	0-4	.000	400-662	.604	---	---	1256	116	276-8	272	1824	24.0
ROGER BROWN	75	57	2658	558-1153	.484	5-16	.313	442-563	.785	---	---	510	345	281-11	215	1573	21.0
FREDDIE LEWIS	78	75	3055	550-1217	.452	22-83	.265	419-510	.822	---	---	374	346	289-5	224	1585	20.3
BOB NETOLICKY	78	67	2721	583-1140	.511	0-5	.000	306-491	.623	---	---	798	87	231-4	178	1472	18.9
RON PERRY	27	23	865	104-245	.424	3-91	.363	58-70	.829	---	---	73	97	108-3	67	365	13.5
STEVE CHUBIN	24	9	725	100-239	.418	1-6	.167	129-162	.796	---	---	95	125	104-1	86	332	13.8
JERRY HARKNESS	10	6	272	31-67	.463	0-0	.000	30-47	.638	---	---	34	21	27-0	20	92	9.2
JIMMY RAYL	27	8	567	38-110	.345	34-92	.370	61-68	.897	---	---	67	63	80-2	50	239	8.9
MIKE LEWIS	24	3	457	75-161	.469	0-1	.000	47-68	.691	---	---	181	29	68-1	49	197	8.2
JAY MILLER	41	7	494	103-229	.450	0-0	.000	77-112	.688	---	---	81	20	65-2	55	283	6.9
DON DEE	58	19	989	138-386	.358	0-1	.000	56-75	.747	---	---	292	33	179-9	72	332	5.7
TOM THACKER	18	1	346	40-115	.348	0-2	.000	18-31	.581	---	---	67	52	51-0	26	98	5.4
GEORGE PEEPLES	64	11	1111	122-278	.439	0-0	.000	101-142	.711	---	---	358	33	137-2	73	345	5.4
JOHN FAIRCHILD	52	8	582	91-231	.394	10-29	.345	73-103	.709	---	---	111	28	90-0	59	285	5.5
BOB HOOPER	54	20	955	108-239	.452	4-32	.125	43-59	.729	---	---	109	142	91-0	52	271	5.0
PHIL WAGNER	12	4	180	10-37	.270	1-4	.250	13-17	.765	---	---	23	14	28-0	18	36	3.0
JACK THOMPSON	2	0	5	1-2	.500	0-1	.000	0-0	.000	---	---	1	2	0-0	2	2	1.0
HARRY JOYNER	2	0	5	0-0	.000	0-0	.000	0-0	.000	---	---	1	0	1-0	0	0	0.0
PACERS	78	390	18920	3364-7341	.458	110-368	.299	2273-3180	.715	---	---	4431	1553	2106-48	1518	9331	119.8
OPPONENTS	78	390	18920	3215-7323	.439	141-506	.279	2157-2939	.734	---	---	4288	1469	2172-54	1450	9010	115.5

## 1968-69 SEASON (44-34)

## OCTOBER

18	Oakland	L	133-144
23	Kentucky	L	108-112
26	at Kentucky	L	119-122
31	Denver	W	122-100

## NOVEMBER

2	Houston	L	100-102
4	Minnesota	L	120-121
6	at Denver	L	107-109 OT
7	at Oakland	L	128-153
9	at Los Angeles	W	112-107
15	at Minnesota	L	95-105
17	at New York	W	114-91
19	at Dallas	L	107-110
20	at Houston	W	106-94
21	at New Orleans	L	117-129
23	at Miami	L	107-126
25	at Miami	L	121-126 2OT
27	Dallas	L	100-106
29	Los Angeles	W	108-103

## DECEMBER

2	at Miami	L	104-109
4	at Kentucky	L	110-112
5	New Orleans	W	118-115
10	at New York	L	102-117
11	Miami	W	117-100
13	at Kentucky	W	115-107
14	Houston	W	112-103
17	at Minnesota	L	109-111
18	Miami	W	122-118 OT
21	Kentucky	W	114-97
22	at New York	W	125-110
23	at Miami	L	109-118
26	Minnesota	W	134-133 OT
28	Oakland	L	121-129
30	Kentucky	W	100-93
31	New York	W	123-105

## JANUARY

3	New Orleans	W	126-112
4	Minnesota	W	103-102
5	at Houston	W	107-101
7	at New Orleans	W	120-108
8	at Kentucky	L	97-109
10	at Minnesota	L	119-122
11	New Orleans	W	128-114
14	at Houston	W	116-113
15	at Dallas	L	120-127 OT
16	New York	W	96-94
18	Los Angeles	L	128-129 OT
20	Kentucky	W	141-129
22	Miami	W	140-117
25	Denver	W	131-122
29	at Denver	L	128-131
30	Oakland	L	143-146 OT
31	at Minnesota	W	117-110

## FEBRUARY

1	Los Angeles	W	172-141
2	at Miami	L	113-130
4	at New Orleans	W	138-117
5	Denver	W	125-109
8	Oakland	L	103-118
9	at Minnesota	W	119-118
14	at Denver	L	103-112
15	Dallas	L	116-121
16	at New York	L	96-112
18	Minnesota	W	140-133
21	at Dallas	L	116-120
22	Kentucky	L	108-111
25	Miami	W	128-123
26	at New York	W	113-104

## MARCH

2	Houston	W	133-128
5	Dallas	W	131-96
7	New York	W	143-124
9	Miami	W	128-123
11	at New York	W	122-112
13	New York	W	125-87
16	Minnesota	W	144-113
18	New York	W	143-114
23	Minnesota	W	132-113
25	at Los Angeles	W	140-124
26	at Los Angeles	W	134-123
27	at Oakland	L	110-122

## APRIL

2	at Kentucky	L	127-132
---	-------------	---	---------

## PLAYOFFS

## FIRST ROUND

8	Kentucky	L	118-128
9	Kentucky	W	120-115
10	at Kentucky	L	111-130
13	at Kentucky	L	104-105 OT
14	Kentucky	W	116-97
15	at Kentucky	W	107-89
17	Kentucky	W	120-111

## EASTERN DIVISION FINALS

20	Miami	W	126-110
22	Miami	W	131-116
23	at Miami	W	119-105
25	at Miami	L	110-114
26	Miami	W	127-105

## CHAMPIONSHIP

30	at Oakland	L	114-123
----	------------	---	---------

## MAY

2	at Oakland	W	150-122
3	Oakland	L	126-134 OT
5	Oakland	L	117-144
7	at Oakland	L	131-135 OT

1969-70

PLAYER	G	MIN	3-POINT			FTM-FTA	PCT	OR	DR	TR	AST	PF-DQ	TO	PTS	AVG
			FGM-FGA	PCT	FGM-FGA										
ROGER BROWN	84	3495	719-1444	.498	40-120	.333	457-562	.813	178	442	620	392	308-3	229	1935 23.0
BOB NETOLICKY	82	3222	673-1393	.483	2-7	.286	343-502	.683	337	539	876	123	211-2	185	1691 20.6
MEL DANIELS	83	3039	613-1295	.473	0-2	.000	330-489	.675	423	1039	1462	131	309-7	307	1556 18.8
FREDDIE LEWIS	81	2877	448-1065	.421	47-177	.266	383-485	.790	118	159	277	289	294-5	190	1326 16.4
JOHN BARNHILL	77	2374	325-824	.394	71-272	.261	158-238	.664	60	113	173	312	198-2	157	879 11.4
ART BECKER	82	1504	309-593	.521	0-1	.000	111-137	.810	110	269	379	45	249-8	61	729 8.9
BILLY KELLER	82	1482	252-634	.397	42-154	.273	164-193	.850	75	99	174	235	153-0	115	710 8.6
BARRY ORMS	9	143	17-40	.425	0-3	.000	17-26	.654	13	24	37	13	30-1	8	51 5.7
OLIVER DARDEN	26	288	47-121	.388	1-4	.250	16-23	.696	22	68	90	13	48-0	25	111 4.3
STEVE CHUBIN	32	381	41-93	.441	2-4	.500	50-60	.833	23	18	41	69	73-1	63	134 4.2
JAY MILLER	52	415	75-167	.449	0-1	.000	41-57	.719	43	37	80	16	63-2	28	191 3.7
TOM THACKER	70	1016	70-212	.330	10-39	.256	38-69	.551	91	120	211	185	177-2	115	188 2.7
DICK GRUBAR	2	8	2-3	.667	0-0	.000	0-0	.000	0	0	0	1	1-0	0	4 2.0
JOHN FAIRCHILD	3	26	1-6	.167	0-0	.000	1-2	.500	1	8	9	2	8-0	1	3 1.0
BOBBY JOE EDMONDS	3	12	1-5	.200	0-0	.000	1-3	.333	2	2	4	0	0-0	1	3 1.0
GERALD MCKEE	1	3	0-1	.000	0-0	.000	0-0	.000	0	0	0	0	0-0	0	0 0.0
<b>PACERS</b>	<b>84</b>	<b>20285</b>	<b>3593-7896</b>	<b>.455</b>	<b>215-784</b>	<b>.274</b>	<b>2110-2846</b>	<b>.741</b>	<b>1496</b>	<b>2917</b>	<b>4413</b>	<b>1826</b>	<b>2124-33</b>	<b>1470</b>	<b>9511 113.2</b>
<b>OPPONENTS</b>	<b>84</b>	<b>20285</b>	<b>3568-8181</b>	<b>.436</b>	<b>125-507</b>	<b>.247</b>	<b>1959-2731</b>	<b>.717</b>	<b>1715</b>	<b>2857</b>	<b>4572</b>	<b>1726</b>	<b>2224-47</b>	<b>1512</b>	<b>9220 109.8</b>

## 1969-70 SEASON (59-25)

## OCTOBER

17	Miami	W	126-116
18	Los Angeles	L	123-126
22	Denver	W	117-107
25	Carolina	W	129-112
29	Pittsburgh	W	129-113
30	at Washington	W	123-121 OT

## NOVEMBER

1	Carolina	W	114-109
5	at New York	W	104-98
7	New York	W	118-108
8	Denver	W	99-96
10	Kentucky	L	100-110
12	at Carolina	W	130-111
13	at Miami	W	115-109
15	at Kentucky	W	115-111 OT
16	at Los Angeles	W	129-113
18	at Denver	W	108-105
26	Miami	W	123-114
28	at New York	L	113-121 OT

## DECEMBER

3	Miami	W	126-117
4	Dallas	L	103-112
7	at Los Angeles	W	108-99
10	at Pittsburgh	W	97-91
11	at Kentucky	W	115-96
13	Dallas	L	101-106
16	at Dallas	W	108-104
17	at Miami	W	101-100
19	at Carolina	W	92-88
20	Pittsburgh	W	137-115
27	Washington	W	118-113
29	New Orleans	W	94-89
30	at Miami	W	118-109
31	Kentucky	W	112-100

## JANUARY

2	New York	L	112-125
4	at Carolina	W	121-113
5	at New Orleans	W	96-92
6	at Miami	L	100-103
8	at Kentucky	W	118-105
9	at New York	W	111-104
10	New Orleans	W	105-94
15	Carolina	L	93-100
18	at New York	W	129-111
19	at Kentucky	W	108-106
21	Kentucky	W	97-90
25	at New York	L	83-96
27	New Orleans	W	88-87
29	Los Angeles	W	127-123
31	Pittsburgh	L	112-116

## FEBRUARY

1	at Denver	W	118-105
3	at Dallas	L	122-126
4	New York	L	92-102
6	Kentucky	W	102-100
7	Miami	W	122-115
8	at Kentucky	W	109-107 OT
11	Washington	W	142-132
12	at Pittsburgh	W	119-106
14	Los Angeles	W	109-103
15	at Washington	L	111-120
19	at Miami	L	102-107
20	at Carolina	L	90-101
21	at Pittsburgh	W	130-110
27	at Denver	L	100-132

## MARCH

1	at Los Angeles	L	105-108
4	New York	W	105-97
5	at Washington	W	123-110
6	Miami	W	119-116
8	Dallas	W	131-114
11	Pittsburgh	W	122-120 OT
13	Kentucky	W	125-106
15	Carolina	W	114-110
18	Denver	L	112-128

20	Pittsburgh	W	119-114
22	New York	W	114-97
25	Carolina	L	107-121
27	at Pittsburgh	W	115-111
30	at New Orleans	L	106-120
31	at Dallas	L	119-145

## APRIL

2	at Kentucky	L	94-112
4	at Pittsburgh	W	132-116
5	New York	L	99-104
10	at Carolina	L	107-116
11	Washington	W	125-119
12	Pittsburgh	W	177-135
13	at New Orleans	L	110-120
15	at Miami	W	118-111

## PLAYOFFS

## EASTERN DIVISION SEMIFINALS

18	Carolina	W	123-105
19	Carolina	W	103-98
22	at Carolina	W	115-106
24	at Carolina	W	110-106

## MAY

## EASTERN DIVISION FINALS

1	Kentucky	L	110-114 OT
2	Kentucky	W	121-110
3	at Kentucky	W	114-110
5	at Kentucky	W	111-103
6	Kentucky	W	117-103

## CHAMPIONSHIP

15	Los Angeles	W	109-93
17	Los Angeles	W	114-111
18	at Los Angeles	L	106-109
19	at Los Angeles	W	142-120
23	Los Angeles	L	113-117 OT
25	at Los Angeles	W	111-107

PLAYER	G	MIN	FGM-FGA	PCT	3-POINT			FTM-FTA	PCT	OR	DR	TR	AST	PF-DQ	TO	PTS	AVG
					FGM-FGA	PCT											
MEL DANIELS	82	3170	698-1357	.514	1-13	.077		326-480	.679	394	1081	1475	178	292-8	230	1723	21.0
ROGER BROWN	82	3364	610-1266	.482	63-223	.283		407-512	.795	176	393	569	395	289-5	232	1690	20.6
FREDDIE LEWIS	81	3034	547-1241	.441	59-194	.304		372-461	.807	169	167	336	433	249-1	202	1525	18.8
BOB NETOLICKY	82	3137	651-1305	.499	2-8	.250		237-333	.712	267	507	774	104	192-2	138	1541	18.8
BILLY KELLER	83	2490	417-980	.426	84-230	.365		267-308	.867	81	159	240	437	170-1	196	1185	14.3
WARREN ARMSTRONG	62	1586	227-554	.410	47-163	.288		181-238	.761	68	230	298	214	205-4	190	682	11.0
ART BECKER	51	840	187-376	.497	4-6	.667		62-69	.899	69	148	217	22	153-1	43	440	8.6
DON SIDLE	30	528	86-157	.548	2-4	.500		49-74	.662	73	74	147	31	66-1	33	223	7.4
RICK MOUNT	66	832	149-402	.371	23-79	.291		116-145	.800	28	43	71	107	127-0	78	437	6.6
JOHN BARNHILL	43	619	80-241	.332	14-75	.187		42-61	.689	24	38	62	83	51-0	37	216	5.0
EARLE HIGGINS	53	467	104-223	.466	3-17	.176		20-30	.667	48	80	128	35	109-4	26	231	4.4
JAY MILLER	2	9	4-5	.800	0-0	.000		0-0	.000	3	0	3	1	1-0	1	8	4.0
WAYNE CHAPMAN	22	192	30-78	.385	4-9	.444		24-29	.828	12	19	31	21	31-0	15	88	4.0
TOM THACKER	8	92	6-17	.353	0-3	.000		1-1	1.000	5	17	22	7	18-0	8	13	1.6
<b>PACERS</b>	<b>84</b>	<b>20335</b>	<b>3796-8202</b>	<b>.463</b>	<b>306-1024</b>	<b>.299</b>		<b>2104-2741</b>	<b>.768</b>	<b>1424</b>	<b>2949</b>	<b>4373</b>	<b>2068</b>	<b>1953-27</b>	<b>1429</b>	<b>10002</b>	<b>119.1</b>
<b>OPPONENTS</b>	<b>84</b>	<b>20335</b>	<b>3768-8463</b>	<b>.445</b>	<b>118-412</b>	<b>.286</b>		<b>1847-2489</b>	<b>.742</b>	<b>1732</b>	<b>2884</b>	<b>4653</b>	<b>1954</b>	<b>2138-39</b>	<b>1525</b>	<b>9501</b>	<b>113.1</b>

## 1970-71 SEASON (58-26)

## OCTOBER

15	Kentucky	W	127-95
16	Denver	W	115-103
18	Texas	W	134-113
19	Miami	W	123-97
21	at Carolina	W	125-113
23	at Texas	W	122-118
24	at Utah	L	118-124
25	at Denver	L	116-122 OT
27	at Memphis	W	113-99
31	at Miami	L	104-116

## NOVEMBER

4	Utah	L	99-102
6	Memphis	L	93-98
8	Utah	L	103-111
9	Kentucky	W	130-112
12	at Pittsburgh	W	135-132
14	at Carolina	W	128-119
17	at Utah	W	125-122 OT
18	at Denver	W	119-114
20	at Texas	L	126-140
21	at Virginia	L	103-110
25	Virginia	W	109-100
27	at New York	L	97-99
29	Denver	W	130-107

## DECEMBER

2	Memphis	L	100-106
4	Carolina	W	150-116
9	at New York	W	129-108
11	at Carolina	W	155-148 2OT
12	at Texas	W	124-118
16	at Kentucky	L	110-125
18	at New York	W	129-117
19	Texas	L	117-131
21	Pittsburgh	W	144-115
22	Miami <sup>1</sup>	W	131-123
23	Virginia	L	128-146
26	at Miami	W	115-92
27	at Memphis	L	106-109
29	at Denver	L	106-116

## JANUARY

2	at Kentucky	W	134-132
4	Miami	W	111-99
5	at Memphis	W	92-88
6	Utah	W	111-106
9	New York	W	116-88
11	Utah	W	111-101
15	Virginia	W	125-119
16	at Pittsburgh	W	115-107
17	Kentucky	W	137-124
19	at Utah	L	106-116
21	at Denver	W	118-106
24	at Virginia	L	128-130
26	at Memphis	L	102-108
27	New York	W	116-100
29	Denver	W	127-123
31	at Denver	W	124-104

## FEBRUARY

3	at Utah	L	120-111
6	New York	W	110-109 OT
7	Denver	L	131-133 OT
10	Texas	W	115-104
12	Pittsburgh	W	120-109
14	Memphis	W	116-111
15	Texas	L	118-119
19	at Kentucky	W	126-121
21	at Miami	W	121-107
22	at Memphis	W	102-99
24	at Texas	W	117-113
25	at Utah	L	109-112
28	at Pittsburgh	L	110-113

## MARCH

3	Memphis	W	122-98
5	at Utah	W	98-97
6	at Texas	W	124-112
7	at Kentucky	W	127-122
8	Carolina	W	118-105
10	Memphis	W	122-113
12	Utah	W	106-95
13	at Virginia	L	111-129
14	Denver	W	131-121
16	Pittsburgh <sup>1</sup>	W	130-119
17	Texas	W	123-109
19	Kentucky	W	120-109
22	Utah	W	110-106
25	at Denver	W	129-110
26	at Texas	W	127-126 OT
28	Denver	W	146-126
30	Carolina	L	112-114
31	Texas	L	129-133

## APRIL

## PLAYOFFS

## WESTERN DIVISION SEMIFINALS

2	Memphis	W	114-98
3	Memphis	W	106-104
5	at Memphis	W	91-90
7	at Memphis	W	102-101 OT

## WESTERN DIVISION FINALS

12	Utah	L	118-120
14	Utah	W	120-107
17	at Utah	L	108-121
20	at Utah	L	99-126
22	Utah	W	127-109
24	at Utah	W	105-102
28	Utah	L	101-108

<sup>1</sup> at Louisville, Ky.

## ALL-TIME RESULTS

1971-72

PLAYER	G	GS	MIN	FGM-FGA		PCT	3-POINT		FTM-FTA	PCT	OR	DR	TR	AST	PF-DQ	TO	PTS	AVG
				FGM-FGA	PCT		FGM-FGA	PCT										
MEL DANIELS	79	77	2971	598-1184	.505		0-6	.000	317-451	.703	383	914	1297	176	289-6	239	1513	19.1
ROGER BROWN	78	71	2987	532-1112	.478		57-185	.308	323-401	.805	163	339	502	306	227-6	214	1444	18.5
GEORGE MCGINNIS	73	46	2179	465-999	.466		6-38	.158	298-462	.645	290	421	711	137	260-2	256	1234	16.9
FREDDIE LEWIS	77	66	2714	405-947	.428		31-100	.310	341-396	.861	134	193	327	362	230-1	194	1182	15.3
BOB NETOLICKY	83	73	2905	522-1089	.479		4-19	.211	202-279	.724	264	500	764	83	185-0	166	1250	15.1
RICK MOUNT	78	50	2126	420-949	.443		57-180	.317	216-261	.828	48	107	155	230	233-4	142	1113	14.3
BILLY KELLER	76	23	1729	264-619	.427		56-169	.331	153-174	.879	62	102	164	264	118-1	131	737	9.7
DARNELL HILLMAN	73	5	1386	200-410	.488		1-5	.200	114-177	.644	152	326	478	49	210-4	84	515	7.0
LARRY CANNON	28	4	478	67-175	.383		1-6	.167	51-71	.718	15	18	33	72	61-2	42	186	6.6
DON SIDLE	27	2	394	72-143	.504		0-1	.000	31-49	.633	44	51	95	10	39-0	20	175	6.5
JOHN BARNHILL	19	2	194	28-87	.322		4-35	.114	8-15	.533	8	11	19	16	16-0	12	68	3.6
WAYNE CHAPMAN	7	1	76	7-18	.389		1-2	.500	3-6	.500	1	4	5	11	10-0	6	18	2.6
MARV WINKLER	20	0	155	15-54	.278		2-4	.500	8-14	.571	6	10	16	12	16-0	12	40	2.0
ARVESTA KELLY	4	0	41	3-9	.333		0-0	.000	0-0	.000	1	6	7	2	10-0	2	6	1.5
MIKE PRICE	4	0	25	3-9	.333		0-0	.000	0-0	.000	1	4	5	1	4-0	4	6	1.5
EARLE HIGGINS	0	0	0	0-0	.000		0-0	.000	0-0	.000	0	0	0	0	0-0	0	0	0.0
<b>PACERS</b>	<b>84</b>	<b>420</b>	<b>20360</b>	<b>3601-7805</b>	<b>.461</b>		<b>220-750</b>	<b>.293</b>	<b>2065-2756</b>	<b>.749</b>	<b>1574</b>	<b>3004</b>	<b>4578</b>	<b>1731</b>	<b>1908-26</b>	<b>1524</b>	<b>9487</b>	<b>112.9</b>
<b>OPPONENTS</b>	<b>84</b>	<b>420</b>	<b>20360</b>	<b>3718-8183</b>	<b>.454</b>		<b>104-369</b>	<b>.282</b>	<b>1726-2298</b>	<b>.751</b>	<b>1617</b>	<b>2719</b>	<b>4336</b>	<b>1932</b>	<b>2180-38</b>	<b>1337</b>	<b>9266</b>	<b>110.3</b>

## 1971-72 SEASON (47-37)

## OCTOBER

15	Denver	W	115-104
16	Carolina	W	106-98
19	at Denver	W	122-117
21	at Utah	W	125-122
22	Kentucky	W	105-102
23	Dallas	L	93-105
29	at Utah	W	121-109
31	at Dallas	L	108-125

## NOVEMBER

2	Carolina	W	137-116
4	at Memphis	L	94-105
5	at Kentucky	L	110-115
6	Utah	L	107-108 OT
9	at Pittsburgh	L	123-133
10	Pittsburgh	W	154-125
13	at Kentucky	W	116-111
16	at Denver	L	108-111
17	at Utah	L	111-113
19	at Pittsburgh	L	123-124
24	New York	W	112-101
26	Denver	W	110-96
27	at Carolina	W	116-110
30	at Memphis	W	114-88

## DECEMBER

3	Virginia	L	121-128 OT
4	Carolina	W	115-108
7	at New York	W	119-114
9	Kentucky	L	101-103
10	at Virginia	L	114-118
11	Florida	W	105-96
14	at Dallas	W	107-98
15	Dallas	W	124-110
17	Memphis	W	94-92
18	at Florida	L	107-117
21	at Denver	L	109-113
22	at Dallas	L	120-123 2OT
23	Denver	W	104-101
25	at Utah	L	129-150
26	at Kentucky	W	117-111
28	at Memphis	W	111-104

29	at Florida	L	112-123
31	New York	W	104-100

## JANUARY

3	at Dallas	L	101-102
7	Dallas	L	101-104
9	Utah	W	100-97
11	at Denver	W	114-99
14	at Memphis	W	135-120
15	Memphis	W	117-106
18	Pittsburgh	W	130-116
20	Memphis	W	109-107
21	at Kentucky	L	88-108
22	Utah	W	119-113
23	Dallas	L	110-113 OT
25	at Florida	W	113-107
27	Kentucky	L	94-98
31	at Virginia	W	123-115

## FEBRUARY

4	at Utah	L	110-121
6	at Denver	L	107-115
9	Florida	W	128-111
11	Utah	L	115-119
12	Denver	W	133-111
13	Memphis	W	123-110
15	Kentucky	L	99-101
19	at Dallas	L	102-115
20	at Memphis	W	131-127 2OT
23	at New York	L	106-108
25	at Utah	L	107-117
26	at Dallas	W	115-113 OT

## MARCH

1	Utah	W	111-98
3	Virginia	L	116-121
5	Dallas	W	110-99
10	Denver	W	127-115
11	at Carolina	L	112-122
12	Florida	W	103-92
14	at Denver	L	106-123
15	Utah	L	108-109
17	Memphis	W	111-93
18	at Virginia	W	117-112

19	New York	L	117-121
----	----------	---	---------

21	at Pittsburgh	W	139-116
22	Virginia	W	129-118
24	Denver	L	92-93
25	at Carolina	L	104-121
26	Dallas	W	98-88
28	at New York	L	86-92
29	Pittsburgh	W	128-113

## PLAYOFFS

## WESTERN DIVISION SEMIFINALS

31	Denver	W	102-96
----	--------	---	--------

## APRIL

1	Denver	L	105-106
4	at Denver	W	122-120 OT
6	at Denver	L	96-112
8	Denver	W	91-79
9	at Denver	L	99-106
14	Denver	W	91-89

## WESTERN DIVISION FINALS

15	at Utah	L	100-108
17	at Utah	L	109-117
19	Utah	W	116-111
22	Utah	W	118-108
24	at Utah	L	130-139
26	Utah	W	105-99

## MAY

1	at Utah	W	117-113
---	---------	---	---------

## CHAMPIONSHIP

5	New York	W	124-103
9	New York	L	115-117
12	at New York	W	114-108
15	at New York	L	105-110
18	New York	W	100-99
20	at New York	W	108-105

PLAYER	G	GS	MIN	3-POINT			FTM-FTA	PCT	OR	DR	TR	AST	PF-DQ	STL	TO	BKS	PTS	AVG	
				FGM-FGA	PCT	PCT													
GEORGE MCGINNIS	82	79	3347	868-1755	.495	8-32	.250	517-778	.665	434	588	1022	205	348-9	157	401	58	2261	27.6
MEL DANIELS	81	80	3103	587-1217	.482	1-4	.250	322-466	.722	348	899	1247	177	315-8	56	275	157	1497	18.5
FREDDIE LEWIS	72	50	2217	375-860	.436	38-110	.345	287-349	.822	97	131	228	288	204-4	57	173	8	1075	14.9
DON FREEMAN	77	71	2170	412-933	.442	2-6	.333	277-343	.808	103	116	219	195	225-1	52	160	19	1103	14.3
BILLY KELLER	83	33	2251	421-973	.433	71-222	.320	234-269	.870	82	122	204	361	162-1	37	171	0	1147	13.8
ROGER BROWN	72	38	2177	332-700	.474	42-118	.356	203-247	.822	111	237	348	204	181-3	61	120	31	909	12.6
DARNELL HILLMAN	84	52	2541	328-735	.446	0-9	.000	148-252	.587	218	517	735	128	291-3	57	154	116	804	9.5
GUS JOHNSON	50	1	753	132-299	.442	4-21	.190	31-42	.738	85	160	245	62	113-1	17	70	13	299	6.0
DON BUSE	77	13	1484	163-360	.453	5-24	.208	82-109	.752	96	114	210	223	143-0	107	66	8	413	5.4
BILL NEWTON	24	2	117	24-56	.429	1-2	.500	9-18	.500	21	26	47	9	40-1	6	10	0	58	2.4
BOB ARNZEN	23	1	111	20-38	.526	0-3	.000	6-8	.750	11	12	23	3	12-0	1	0	1	46	2.0
GEORGE PEEPLES	9	0	56	4-14	.286	0-0	.000	6-11	.545	3	12	15	4	14-0	2	6	0	14	1.6
CRAIG RAYMOND	6	0	33	2-8	.250	0-0	.000	1-2	.500	3	7	10	1	8-0	0	3	2	5	0.8
PACERS	84	420	20360	3668-7948	.462	172-551	.312	2123-2874	.739	1612	2941	4553	1860	2056-30	618	1609	413	9631	114.6
OPPONENTS	84	420	20360	3741-8207	.456	78-284	.275	1891-2547	.742	1647	2697	4344	2023	2255-38	607	1538	335	9451	112.5

## 1972-73 SEASON (51-33)

## OCTOBER

12	at Memphis	W	109-105
13	Carolina	L	88-106
14	at Denver	L	90-96
18	Utah	W	107-103
20	at Denver	L	99-116
21	New York	L	104-113
27	Memphis	W	128-102
28	at Denver	W	119-106
29	at San Diego	W	112-98

## NOVEMBER

1	Virginia	W	120-109
3	Kentucky	W	118-116
7	at Memphis	W	124-116
8	Utah	W	135-124
9	at Virginia	L	126-134
11	at Utah	W	129-109
12	at San Diego	W	124-119
14	at Denver	L	108-118
17	at Carolina	L	120-127
21	at Memphis	W	121-120
22	Carolina	W	114-103
24	Kentucky	W	109-99
25	San Diego	W	111-103
28	at Dallas	W	120-117 OT

## DECEMBER

1	Dallas	L	117-123
2	at Utah	L	105-111
3	at New York	W	113-110
6	San Diego	W	124-112
7	at Virginia	L	129-132
8	at Kentucky	L	114-121
9	at Dallas	L	128-129
14	San Diego	W	111-104
16	Memphis	W	125-120
21	Utah	L	112-118
22	at Dallas	L	142-147 2OT
26	at Kentucky	L	120-129
27	Carolina	L	114-122
28	at Carolina	L	106-120
30	Dallas	W	109-101

## JANUARY

3	at Kentucky	L	107-109
4	San Diego	W	125-115
6	Utah	L	118-125
10	at Denver	L	105-106
11	at Dallas	W	107-106
12	Denver	L	119-128
13	San Diego	W	108-107
16	Denver	W	130-113
18	Dallas	W	116-109
19	at Virginia	W	129-121
20	Virginia	W	121-110
23	New York	W	110-103
25	Kentucky	W	96-94
26	at Carolina	L	108-114
28	Memphis	L	126-127
30	at San Diego	W	126-120
31	at Utah	L	107-122

## FEBRUARY

1	Denver	L	92-97
3	Kentucky	W	110-103
4	Utah	W	113-86
9	at New York	W	115-98
10	at Dallas	W	105-99
11	at Kentucky	L	87-98
12	Virginia	W	127-119 OT
14	at Memphis	W	129-125 OT
16	at Utah	L	114-124
18	at San Diego	W	118-103
20	at Dallas	L	112-119
24	at Virginia	L	115-126
25	at New York	L	97-118
26	New York	W	112-107
28	San Diego	W	109-106

## MARCH

2	Denver	W	114-105
4	Dallas	W	121-118
7	Memphis	W	122-114
9	Carolina	W	110-105
11	at Carolina	W	115-105
14	Utah	W	113-106
16	New York	W	98-89
18	Virginia	W	119-105
21	Dallas	W	133-131 2OT
23	at Denver	L	92-101
24	Denver	W	116-94
25	at New York	L	115-118 OT
27	at San Diego	W	110-107
28	at Utah	L	136-138

## PLAYOFFS

## WESTERN DIVISION SEMIFINALS

31	Denver	W	114-91
----	--------	---	--------

## APRIL

1	Denver	W	106-93
3	at Denver	L	94-105
5	at Denver	W	97-95
7	Denver	W	121-107

## WESTERN DIVISION FINALS

12	at Utah	L	107-124
14	at Utah	W	116-110
16	Utah	W	118-108
18	Utah	L	103-104
19	at Utah	W	104-102
21	Utah	W	107-98

## CHAMPIONSHIP

28	at Kentucky	W	111-107 OT
30	at Kentucky	L	102-114

## MAY

3	Kentucky	L	88-92
5	Kentucky	W	90-86
8	at Kentucky	W	89-86
10	Kentucky	L	93-109
12	at Kentucky	W	88-81

## ALL-TIME RESULTS

1973-74

PLAYER	G	GS	MIN	FGM-FGA		PCT	3-POINT FGM-FGA		PCT	FTM-FTA		PCT	OR	DR	TR	AST	PF-DQ	STL	TO	BKS	PTS	AVG
GEORGE MCGINNIS	80	78	3266	789-1686	.468		5-34	.147		488-715	.683		422	775	1197	267	325-13	159	393	40	2071	25.9
MEL DANIELS	78	69	2539	492-1117	.440		0-0	.000		217-287	.756		251	655	906	122	283-7	56	215	90	1201	15.4
DON FREEMAN	36	60	1735	383-839	.457		0-2	.000		177-222	.797		91	77	168	165	174-5	48	132	22	943	14.3
ROGER BROWN	82	46	2527	379-829	.457		56-155	.361		155-200	.775		112	278	390	232	248-3	56	125	60	969	11.8
FREDDIE LEWIS	78	37	2164	290-728	.398		13-72	.181		182-219	.831		84	117	201	322	189-3	99	169	11	775	9.9
BILLY KELLER	75	19	1428	279-615	.454		50-131	.382		107-123	.870		44	84	128	172	83-0	37	100	3	715	9.5
DARNELL HILLMAN	83	43	2319	328-658	.498		3-8	.375		99-191	.518		198	478	676	96	295-7	70	177	177	758	9.1
BOB NETOLICKY	56	15	1157	214-449	.477		2-6	.333		77-119	.647		130	162	292	50	93-1	21	64	22	507	9.1
KEVIN JOYCE	56	11	987	171-432	.396		5-27	.185		64-78	.821		33	59	92	128	86-0	32	80	8	411	7.3
DON BUSE	77	41	1877	170-427	.398		36-107	.336		48-70	.686		85	169	254	258	109-0	146	75	20	424	5.5
JOHN BAUM	13	1	113	17-36	.472		0-0	.000		2-4	.500		12	13	25	2	17-0	6	6	2	36	2.8
BOB ARNZEN	20	0	149	24-48	.500		1-1	1.000		7-9	.778		10	10	20	3	11-0	3	8	2	56	2.8
LARRY CANNON	3	0	26	3-7	.429		0-0	.000		1-3	.333		1	2	3	3	2-0	0	3	0	7	2.3
BILL NEWTON	11	0	73	7-15	.467		0-0	.000		1-2	.500		1	17	18	5	12-0	2	7	0	15	1.4
<b>PACERS</b>	<b>84</b>	<b>420</b>	<b>20360</b>	<b>3546-7886</b>	<b>.450</b>		<b>171-543</b>	<b>.315</b>		<b>1625-2242</b>	<b>.725</b>		<b>1474</b>	<b>2896</b>	<b>4370</b>	<b>1825</b>	<b>1926-39</b>	<b>735</b>	<b>1554</b>	<b>459</b>	<b>8888</b>	<b>105.8</b>
<b>OPPONENTS</b>	<b>84</b>	<b>420</b>	<b>20360</b>	<b>3606-8069</b>	<b>.447</b>		<b>80-332</b>	<b>.241</b>		<b>1524-2031</b>	<b>.750</b>		<b>1468</b>	<b>2788</b>	<b>4256</b>	<b>1853</b>	<b>2036-46</b>	<b>652</b>	<b>1473</b>	<b>447</b>	<b>8816</b>	<b>105.0</b>

## 1973-74 SEASON (46-38)

## OCTOBER

10	New York	W	118-99
12	at Carolina	L	98-99
13	San Antonio	W	116-99
19	Utah	L	96-101
20	at San Antonio	L	66-92
21	at San Diego	W	112-105 2OT
24	Denver	W	98-89
26	Memphis	L	91-93

## NOVEMBER

2	Denver	W	107-103 OT
4	Virginia	W	128-122
6	at Memphis	L	96-102
7	Carolina	W	109-100
10	at Utah	L	100-105
11	at San Diego	L	101-102
13	at Denver	L	109-127
14	at San Antonio	L	90-95 OT
17	at Kentucky	L	96-100
20	Utah	W	102-98
21	at Memphis	L	99-108
23	Kentucky	W	118-114
24	at Virginia	L	102-108
25	at New York	W	126-124
27	San Diego	W	129-117
29	Denver	L	111-127
30	at Kentucky	W	107-104

## DECEMBER

1	Memphis	W	116-112
2	at San Antonio	W	90-79
5	New York	L	103-108
7	Kentucky	W	105-97
8	at Virginia	W	113-107
12	San Diego	L	113-119
15	San Antonio	L	81-92
19	Utah	W	104-88
21	San Antonio	W	84-81
22	at Virginia	L	100-107
26	at Kentucky	L	78-106
28	Memphis	W	91-86
29	at Denver	W	114-108
30	at San Diego	W	109-108

## JANUARY

3	Denver	W	100-97
5	Kentucky	W	100-92
10	San Diego	L	107-109
11	at New York	L	106-109
12	Carolina	W	124-105
13	at San Diego	L	130-141
16	at Utah	L	105-123
17	at Memphis	L	96-101
18	Virginia	W	118-106
20	San Diego	W	123-122
23	at Carolina	L	101-123
25	at Memphis	W	121-101
26	San Antonio	L	89-90
27	Virginia	W	119-113

## FEBRUARY

1	at San Diego	L	119-124
2	at Utah	L	113-118 OT
3	at Denver	W	111-102
6	New York	L	100-121
9	Denver	L	97-102
10	Carolina	L	93-96
12	at Utah	L	91-114
13	at San Diego	W	128-119
14	at San Antonio	L	83-88
16	Denver <sup>1</sup>	W	102-89
17	at Denver	W	93-92
19	San Antonio	W	107-102
22	at Carolina	L	106-109
23	at Virginia	W	108-101
24	Virginia	W	107-102
26	at Utah	W	110-94
27	at Denver	L	114-118

## MARCH

2	at Carolina	L	108-110
3	at New York	W	120-99
6	San Antonio	W	92-82
8	Memphis	W	115-103
9	at Kentucky	L	108-113 OT
10	Utah	W	126-103
11	at New York	L	117-124 2OT
13	Kentucky	W	100-96
15	San Diego	W	142-129
17	New York	W	117-105
20	Carolina	W	104-102
24	Utah	W	101-89
27	at San Antonio	L	80-98
28	at Utah	W	111-109

## PLAYOFFS

## WESTERN DIVISION SEMIFINALS

30	San Antonio	L	109-113
----	-------------	---	---------

## APRIL

1	San Antonio	W	128-101
3	at San Antonio	L	96-115
4	at San Antonio	W	91-89
6	San Antonio	W	105-100
10	at San Antonio	L	86-102
12	San Antonio	W	86-79
<b>WESTERN DIVISION FINALS</b>			
13	at Utah	L	96-105
15	at Utah	L	102-106
17	Utah	L	90-99
18	Utah	W	118-107
22	at Utah	W	110-101
25	Utah	W	91-89
27	at Utah	L	87-109

<sup>1</sup> at Terre Haute, Ind.



PLAYER	G	GS	MIN	3-POINT			FTM-FTA	PCT	OR	DR	TR	AST	PF-DQ	STL	TO	BKS	PTS	AVG	
				FGM-FGA	PCT	FGM-FGA													
GEORGE MCGINNIS	79	79	3193	873-1934	.451	62-175	.354	545-753	.724	396	730	1126	495	303-6	206	422	56	2353	29.8
BILLY KNIGHT	80	45	2559	580-1087	.534	4-16	.250	207-259	.799	284	632	916	168	194-1	115	236	29	1371	17.1
KEVIN JOYCE	81	79	2828	530-1245	.426	8-42	.190	142-180	.789	60	103	163	322	259-3	107	151	23	1210	14.9
DARNELL HILLMAN	81	76	2603	486-923	.527	0-4	.000	152-202	.752	296	451	747	131	330-11	73	209	133	1124	13.9
BILLY KELLER	79	13	1918	397-908	.437	80-240	.333	113-128	.883	90	121	211	204	101-0	59	109	3	987	12.5
JOHNNY NEUMANN	48	11	835	164-378	.434	21-73	.288	49-67	.731	34	44	78	123	118-0	22	74	10	398	8.3
BOB NETOLICKY	59	25	1077	189-375	.504	2-12	.167	62-98	.633	98	133	231	49	108-2	9	55	18	442	7.5
LEN ELMORE	77	23	1414	218-523	.417	1-1	1.000	72-93	.774	148	247	395	35	241-10	67	83	91	509	6.6
DON BUSE	80	63	2369	216-500	.432	38-123	.309	47-59	.797	84	188	272	335	149-0	166	95	15	517	6.5
CHARLIE EDGE	77	6	1142	195-386	.505	0-3	.000	63-114	.553	164	176	340	39	103-0	53	82	35	453	5.9
ROGER BROWN	10	0	133	20-46	.435	3-12	.250	3-4	.750	12	11	23	13	19-1	7	14	1	46	4.6
WAYNE PACK	21	0	189	23-60	.383	5-17	.294	10-12	.833	7	13	20	13	21-1	6	13	0	61	2.9
PACERS	84	420	20260	3891-8365	.465	224-718	.312	1465-1969	.744	1673	2565	4238	1927	1946-35	890	1543	413	9471	112.8
OPPONENTS	84	420	20260	3831-7848	.488	75-262	.286	1644-2127	.733	1448	2746	4194	2055	1906-38	684	1716	414	9381	111.7

## 1974-75 SEASON (45-39)

## OCTOBER

18	San Antonio	L	121-129	2OT
20	at Kentucky	L	92-101	
23	St. Louis	W	122-107	
26	Kentucky	L	95-107	
30	at Virginia	L	111-114	

## NOVEMBER

1	at New York	W	99-97	
2	Memphis	L	104-105	
6	Denver	W	136-116	
9	at San Antonio	L	118-131	
10	at St. Louis	W	117-109	
13	at Utah	L	103-104	
15	at Denver	L	114-120	
16	at San Antonio	L	109-112	
17	at Kentucky	L	103-116	
20	Denver	L	106-117	
22	at Memphis	W	132-116	
23	New York	W	104-95	
27	Memphis	W	125-104	
29	San Diego	W	139-114	
30	at Virginia	L	120-121	

## DECEMBER

4	Utah	W	104-100	
7	San Diego	W	126-113	
11	at Denver	L	114-117	
13	Kentucky	W	114-108	
14	at San Antonio	W	110-105	
18	San Antonio	W	128-122	
21	New York	L	122-134	
22	at Kentucky	L	110-118	
23	Utah	L	99-103	
26	Kentucky	W	122-111	
27	at Virginia	L	116-118	
31	at San Antonio	L	105-140	

## JANUARY

1	at San Diego	L	100-118	
3	at Denver	L	111-120	
4	at Utah	L	108-115	
5	at Memphis	W	108-99	
8	at New York	W	127-119	
9	at Memphis	W	122-112	
11	San Diego	L	119-121	
13	at Virginia	W	105-88	
15	New York	W	111-106	
17	San Diego	W	108-107	
18	at Utah	L	118-122	
19	at San Diego	W	108-91	
21	at San Antonio	L	91-110	
22	Denver	W	120-110	
24	San Antonio	W	114-105	
26	at New York	L	111-115	
31	Utah	W	107-93	

## FEBRUARY

2	San Antonio	L	100-119	
5	Denver	L	113-123	
7	Virginia	W	111-106	
8	St. Louis	W	103-92	
9	at St. Louis	L	108-120	
13	Virginia	W	107-105	
15	Memphis	W	115-113	OT
17	at St. Louis	W	100-99	
19	Virginia	W	120-107	
22	St. Louis	W	125-115	
24	San Diego	W	120-108	
26	at Kentucky	L	99-101	
28	at San Diego	L	102-115	

## MARCH

1	at Denver	W	124-109	
2	St. Louis	W	104-99	
5	Kentucky	W	103-90	
6	at Utah	W	115-101	
7	at San Diego	L	116-118	
9	San Antonio	W	141-107	
14	Utah	W	121-111	
15	at Memphis	W	107-100	
16	Virginia	W	121-103	

17	at New York	L	116-124	
19	New York	L	110-119	
21	San Diego	W	115-103	
22	at Denver	L	105-122	
23	Utah	W	117-112	
25	at Utah	L	97-112	
26	at San Diego	W	121-111	OT
28	at St. Louis	L	96-125	
29	Memphis	W	114-104	
30	Denver	W	128-121	

## APRIL

1	at Denver	L	115-126	
2	Utah	L	112-119	
3	at San Antonio	L	122-137	

## PLAYOFFS

## WESTERN DIVISION SEMIFINALS

5	at San Antonio	W	122-119	OT
7	at San Antonio	W	98-93	
10	San Antonio	W	113-103	OT
12	San Antonio	L	109-110	
14	at San Antonio	L	117-123	
16	San Antonio	W	115-100	

## WESTERN DIVISION FINALS

20	at Denver	L	128-131	
22	at Denver	W	131-124	
24	Denver	W	118-112	
25	Denver	L	109-126	
27	at Denver	W	109-90	
30	Denver	L	99-104	

## MAY

3	at Denver	W	104-96	
---	-----------	---	--------	--

## CHAMPIONSHIP

13	at Kentucky	L	94-120	
15	at Kentucky	L	93-95	
17	Kentucky	L	101-109	
19	Kentucky	W	94-86	
22	at Kentucky	L	105-110	

1975-76

PLAYER	G	GS	MIN	FGM-FGA		PCT	3-POINT		FTM-FTA	PCT	OR	DR	TR	AST	PF-DQ	STL	TO	BKS	PTS	AVG
BILLY KNIGHT	70	70	2785	774-1567	.494	6-15	.400		415-501	.828	294	414	708	259	206-0	92	299	23	1969	28.1
BO LAMAR	35	13	908	229-555	.413	21-78	.269		68-92	.739	37	61	98	135	46-0	36	75	0	547	15.6
LEN ELMORE	76	79	2591	480-1183	.406	0-3	.000		152-206	.738	242	577	819	122	310-9	136	175	178	1112	14.6
BILLY KELLER	78	45	2301	409-1010	.405	123-349	.352		164-183	.896	81	147	228	307	116-0	59	148	5	1105	14.2
DAVE ROBISCH	76	46	2421	382-909	.420	0-2	.000		257-306	.840	230	442	672	145	183-0	65	96	48	1021	13.4
DARNELL HILLMAN	74	68	2166	375-828	.453	1-4	.250		243-335	.725	248	422	670	147	306-13	80	196	80	994	13.4
DON BUSE	84	83	3380	400-886	.452	72-208	.346		179-220	.814	90	232	322	689	194-1	346	159	31	1051	12.5
TRAVIS GRANT	34	6	567	147-276	.533	0-0	.000		34-46	.739	49	52	101	31	68-0	10	36	13	329	9.7
TOM OWENS	16	0	237	42-82	.512	0-0	.000		20-25	.800	28	41	69	9	53-2	2	19	11	104	6.5
MIKE FLYNN	67	7	1097	166-439	.378	25-99	.253		64-111	.577	63	70	133	133	112-1	44	81	9	421	6.3
ED MANNING	11	0	122	23-57	.404	0-0	.000		12-17	.706	13	20	33	13	18-0	4	7	2	58	5.3
CHARLES JORDAN	72	2	867	163-376	.434	2-10	.200		43-72	.597	96	124	220	54	184-4	33	84	13	371	5.2
DAN ROUNDFIELD	67	1	767	131-309	.424	0-2	.000		77-122	.631	131	128	259	35	161-6	31	64	43	339	5.1
BOB NETOLICKY	4	0	53	8-21	.381	0-0	.000		3-3	1.000	7	5	12	0	2-0	0	5	1	19	4.8
NATE BARNETT	12	0	73	12-26	.462	0-1	.000		3-8	.375	3	5	8	8	22-0	3	8	1	27	2.3
<b>PACERS</b>	<b>84</b>	<b>420</b>	<b>20335</b>	<b>3735-8525</b>	<b>.438</b>	<b>250-771</b>	<b>.324</b>		<b>1740-2253</b>	<b>.772</b>	<b>1612</b>	<b>2740</b>	<b>4352</b>	<b>2087</b>	<b>1981-36</b>	<b>941</b>	<b>1452</b>	<b>459</b>	<b>9460</b>	<b>112.6</b>
<b>OPPONENTS</b>	<b>84</b>	<b>420</b>	<b>20335</b>	<b>3869-8132</b>	<b>.476</b>	<b>63-224</b>	<b>.281</b>		<b>1679-2156</b>	<b>.779</b>	<b>1501</b>	<b>3103</b>	<b>4604</b>	<b>2135</b>	<b>2061-32</b>	<b>744</b>	<b>1741</b>	<b>491</b>	<b>9480</b>	<b>112.9</b>

## 1975-76 SEASON (39-45)

## OCTOBER

24	at Virginia	W	112-101
25	Kentucky	W	103-100
26	at New York	L	111-118
29	San Diego	W	105-100
31	Denver	W	111-99

## NOVEMBER

5	New York	L	102-119
7	at Virginia	W	104-100
11	at Denver	L	117-126
14	at Utah	W	127-119
16	at St. Louis	W	136-114
18	Kentucky <sup>1</sup>	W	106-92
19	at Utah	W	130-110
20	Denver	W	117-112
22	at Kentucky	L	91-108
26	St. Louis	L	94-98
28	at St. Louis	L	112-113
29	at Virginia	W	111-106

## DECEMBER

3	Kentucky	W	113-100
5	St. Louis	W	123-105
6	at Denver	L	118-126
10	San Antonio	W	122-104
11	New York	L	123-124 OT
13	at St. Louis	W	119-111
14	at New York	L	93-99
17	St. Louis	W	113-102
19	at Kentucky	L	116-131
20	Kentucky	W	112-109
21	at Denver	L	117-122
23	at San Antonio	W	111-106
27	at Virginia	W	97-94
28	Denver	L	105-110
30	San Antonio	L	99-105

## JANUARY

2	at Denver	L	125-137
3	New York	L	90-105
4	at New York	L	98-119
7	St. Louis	L	112-114 OT
9	San Antonio	L	117-121
10	at San Antonio	W	125-122
11	at New York	L	102-112
14	Virginia	W	115-99
16	Denver	L	118-124
17	at Virginia	W	126-115
21	Virginia	W	119-106
23	at St. Louis	W	132-128 OT
24	St. Louis	W	116-113
25	at Kentucky	L	114-117
29	at San Antonio	L	112-136
30	at New York	W	127-107

## FEBRUARY

1	at New York	L	106-116
3	at San Antonio	L	112-118
4	Kentucky	W	135-116
6	Virginia	W	118-113
8	New York	L	104-110
10	St. Louis	L	126-127 OT
13	at San Antonio	L	107-128
14	San Antonio	L	101-105
15	at Kentucky	W	127-122 OT
18	New York	L	111-112 OT
19	at Denver	L	123-128
20	Denver	W	106-101
21	Virginia	W	108-101
25	at Denver	L	110-122
27	at St. Louis	L	105-116
28	at Virginia	L	92-99
29	at New York	L	118-130

## MARCH

2	San Antonio	W	107-97
3	Virginia	W	104-95
5	San Antonio	L	114-124
6	Kentucky	L	109-113
7	at Kentucky	L	112-125
10	Denver	W	129-119
12	San Antonio	W	132-115
14	Kentucky	L	119-130
16	at San Antonio	W	115-95
17	Denver	L	108-111
21	at San Antonio	W	114-109
23	San Antonio	W	107-104
26	at Denver	L	120-138
27	Denver	L	98-110
31	New York	W	116-106

## APRIL

2	San Antonio	L	108-118
3	at Virginia	L	112-113
4	at Denver	L	134-140
7	at San Antonio	L	75-96

## PLAYOFFS

## FIRST ROUND

8	at Kentucky	L	109-120
10	Kentucky	W	109-95
12	at Kentucky	L	99-100

<sup>1</sup> at Terre Haute, Ind.

PLAYER	G	GS	MIN	FGM-FGA	PCT	FTM-FTA	PCT	OR	DR	TR	AST	PF-DQ	STL	BKS	PTS	AVG
BILLY KNIGHT	78	77	3117	831-1687	.493	413-506	.816	223	359	582	260	197-0	117	19	2075	26.6
JOHN WILLIAMSON	30	28	1055	261-544	.480	98-125	.784	18	56	74	111	103-1	48	7	620	20.7
DAN ROUNDFIELD	61	55	1645	342-734	.466	164-239	.686	179	339	518	69	243-8	61	131	848	13.9
WILBERT JONES	80	74	2709	438-1019	.430	166-223	.744	218	386	604	189	305-10	102	80	1042	13.0
DAVE ROBISCH	80	26	1900	369-811	.455	213-256	.832	171	383	554	158	169-1	55	37	951	11.9
DARNELL HILLMAN	82	59	2302	359-811	.443	161-244	.660	228	465	693	166	353-15	95	106	879	10.7
MIKE FLYNN	73	9	1324	250-573	.436	101-142	.711	76	111	187	179	106-0	57	6	601	8.2
DON BUSE	81	76	2947	266-639	.416	114-145	.786	66	204	270	685	129-0	281	16	646	8.0
FREDDIE LEWIS	32	4	552	81-199	.407	62-77	.805	17	30	47	56	58-0	18	2	224	7.0
STEVE GREEN	70	1	918	183-424	.432	84-113	.743	79	98	177	46	157-2	46	12	450	6.4
MEL BENNETT	67	1	911	101-294	.344	112-187	.599	110	127	237	70	155-0	37	33	314	4.7
CLYDE MAYES	2	0	21	3-7	.429	1-4	.250	4	3	7	3	5-0	0	2	7	3.5
LEN ELMORE	6	0	46	7-17	.412	4-5	.800	7	8	15	2	11-0	0	4	18	3.0
JEROME ANDERSON	27	0	164	26-59	.441	14-20	.700	9	3	12	10	26-0	6	2	66	2.4
RUDDY HACKETT	5	0	38	3-8	.375	6-9	.667	3	7	10	3	7-0	0	1	12	2.4
DARRELL ELSTON	5	0	40	2-14	.143	1-2	.500	1	5	6	2	6-0	1	0	5	1.0
<b>PACERS</b>	<b>82</b>	<b>410</b>	<b>19755</b>	<b>3522-7840</b>	<b>.449</b>	<b>1714-2297</b>	<b>.746</b>	<b>1409</b>	<b>2584</b>	<b>3993</b>	<b>2009</b>	<b>2030-37</b>	<b>924</b>	<b>458</b>	<b>8758</b>	<b>106.8</b>
<b>OPPONENTS</b>	<b>82</b>	<b>410</b>	<b>19755</b>	<b>3599-7629</b>	<b>.472</b>	<b>1705-2252</b>	<b>.757</b>	<b>1378</b>	<b>2770</b>	<b>4148</b>	<b>2097</b>	<b>2043-23</b>	<b>715</b>	<b>466</b>	<b>8903</b>	<b>108.6</b>

## 1976-77 SEASON (36-46)

## OCTOBER

21	Boston	L	122-129	OT
22	Denver	L	110-123	
23	at Chicago	L	97-102	
26	Seattle	W	120-90	
29	at N.Y. Nets	W	90-89	
30	Kansas City	W	112-102	

## NOVEMBER

3	San Antonio	W	113-97	
5	at Kansas City	L	103-112	
6	at San Antonio	L	94-113	
11	at Phoenix	L	98-108	
12	at Los Angeles	L	106-117	
13	at Golden State	L	112-120	
14	at Seattle	L	118-121	
17	at Philadelphia	W	123-117	
18	Detroit	W	104-99	
24	Atlanta	W	115-93	
26	Milwaukee	W	109-98	
27	at Denver	L	113-122	
28	at Portland	L	115-145	
30	Phoenix	W	103-97	

## DECEMBER

1	Portland	L	100-101	
3	Cleveland	W	112-109	
4	at Houston	L	108-120	
7	at Buffalo	W	107-103	
8	Los Angeles	W	111-98	
10	at Washington	L	88-98	
11	Buffalo	W	109-101	
15	San Antonio	W	116-102	
16	at Cleveland	L	105-111	
17	at Detroit	L	104-113	
18	Philadelphia	L	93-97	
21	at New Orleans	L	113-123	
23	N.Y. Nets	W	96-94	
26	Houston	L	79-93	
28	Washington	L	111-117	
30	New Orleans	W	104-97	

## JANUARY

2	at Milwaukee	W	116-109	
5	Chicago	W	109-94	
6	at Atlanta	W	103-95	
8	N.Y. Nets	W	80-73	
12	at Boston	W	112-101	
14	Golden State	L	109-113	
16	at San Antonio	L	115-122	
19	at Seattle	L	102-109	
21	at Phoenix	L	96-125	
23	at Los Angeles	L	104-121	
26	Boston	W	121-101	
29	Washington	L	107-108	
30	at Detroit	L	120-127	

## FEBRUARY

1	Philadelphia	W	110-109	
3	Portland	L	98-107	
6	Chicago	W	111-99	
9	N.Y. Knicks	W	110-109	
10	at Cleveland	L	101-116	
11	at Philadelphia	L	109-118	
16	Phoenix	W	111-93	
18	Golden State	L	111-116	
20	Seattle	W	135-115	
21	at Buffalo	L	106-117	
23	at Washington	L	101-109	
26	at N.Y. Knicks	L	115-129	

## MARCH

1	at Chicago	L	85-102	
2	Buffalo	W	116-108	
5	Detroit	W	118-96	
6	at New Orleans	W	110-106	
11	Houston	L	109-124	
12	at Milwaukee	L	106-108	
13	Kansas City	L	98-103	
16	Denver	W	109-98	
18	at Portland	L	110-134	
19	at Golden State	L	91-150	
22	at Houston	L	99-106	
23	Los Angeles	L	97-105	
25	Atlanta	W	103-95	
27	New Orleans	L	118-119	2OT
29	at Denver	L	105-119	
31	N.Y. Knicks	L	131-135	

## APRIL

1	at NY Nets	W	89-88	
2	at Atlanta	W	106-99	
3	Milwaukee	L	112-120	
5	at Kansas City <sup>1</sup>	W	87-82	
7	at N.Y. Knicks	W	114-100	

<sup>1</sup> at Omaha, Neb.

## ALL-TIME RESULTS

1977-78

PLAYER	G	GS	MIN	FGM-FGA	PCT	FTM-FTA	PCT	OR	DR	TR	AST	PF-DQ	STL	TO	BKS	PTS	AVG
ADRIAN DANTLEY	23	23	948	201-403	.499	207-263	.787	94	122	216	65	76-1	48	67	17	609	26.5
JOHN WILLIAMSON	42	38	1449	335-795	.421	134-161	.832	34	86	120	132	131-4	47	127	0	804	19.1
RICKY SOBERS	79	79	3019	553-1221	.453	330-400	.825	92	235	327	584	308-10	170	352	23	1436	18.2
MIKE BANTOM	82	78	2775	502-1047	.479	254-342	.743	184	426	610	238	333-13	100	218	50	1258	15.3
JAMES EDWARDS	58	52	1682	350-777	.450	192-296	.649	153	282	435	56	233-9	36	112	50	892	15.4
EARL TATUM	57	40	1859	357-773	.462	108-137	.788	56	149	205	226	172-4	103	131	30	822	14.4
DAN ROUNDFIELD	79	60	2423	421-861	.489	218-300	.727	275	527	802	196	297-4	81	194	149	1060	13.4
RON BEHAGEN	51	10	1131	222-544	.408	128-176	.727	146	187	333	65	160-1	32	113	19	572	11.2
BOBBY CARRINGTON	35	1	621	96-197	.487	58-74	.784	28	34	62	62	73-1	22	52	11	250	7.1
DAVE ROBISCH	23	18	598	73-181	.403	50-64	.781	47	126	173	49	59-1	20	34	15	196	8.5
LEN ELMORE	69	6	1327	142-386	.368	88-132	.667	139	281	420	80	174-4	74	73	71	372	5.4
MIKE FLYNN	71	4	955	120-267	.449	55-97	.567	47	70	117	142	52-0	41	75	10	295	4.2
JOHNNY NEUMANN	20	1	216	35-86	.407	13-18	.722	5	9	14	27	24-0	6	22	1	83	4.2
STEVE GREEN	44	0	449	56-128	.438	39-56	.696	31	40	71	30	67-0	14	23	2	151	3.4
BOBBY WILSON	12	0	86	14-36	.389	2-3	.667	6	6	12	8	16-0	2	6	1	30	2.5
MEL BENNETT	31	0	285	23-81	.284	28-45	.622	49	44	93	22	54-1	11	30	7	74	2.4
WILLIE SMITH	1	0	7	0-0	.000	0-0	.000	0	0	0	1	1-0	0	0	0	0	0.0
<b>PACERS</b>	<b>82</b>	<b>410</b>	<b>19830</b>	<b>3500-7783</b>	<b>.450</b>	<b>1904-2564</b>	<b>.743</b>	<b>1386</b>	<b>2624</b>	<b>4010</b>	<b>1982</b>	<b>2230-53</b>	<b>808</b>	<b>1642</b>	<b>456</b>	<b>8904</b>	<b>108.6</b>
<b>OPPONENTS</b>	<b>82</b>	<b>410</b>	<b>19830</b>	<b>3634-7663</b>	<b>.474</b>	<b>1841-2455</b>	<b>.750</b>	<b>1350</b>	<b>2793</b>	<b>4143</b>	<b>2259</b>	<b>2135-39</b>	<b>727</b>	<b>1762</b>	<b>466</b>	<b>9109</b>	<b>111.1</b>

## 1977-78 SEASON (31-51)

## OCTOBER

19	Los Angeles	L	120-133
21	at Chicago	L	119-122
22	Kansas City	W	106-101
25	Denver	W	129-104
28	Washington	W	136-127

## NOVEMBER

2	Seattle	L	104-106	OT
4	at Los Angeles	L	99-111	
6	at Portland	L	106-108	
9	at Golden State	L	129-132	
11	at Seattle	L	111-117	
13	at Phoenix	L	107-116	
15	at Buffalo	W	100-94	
16	Portland	W	111-104	
18	at New Jersey	W	124-116	
19	at New York	L	127-129	OT
22	at New Orleans	L	108-123	
23	Golden State	W	126-116	
25	Phoenix	L	110-118	
26	at Denver	L	123-136	
30	Milwaukee	L	113-120	

## DECEMBER

2	Chicago	L	102-107	
3	at Detroit	W	103-89	
7	New Orleans	W	118-103	
10	Philadelphia	W	114-108	OT
14	New York	L	98-101	
16	Detroit	W	114-106	OT
18	at Kansas City	L	114-115	
21	Atlanta	W	109-99	
27	at San Antonio	W	96-89	
28	at Atlanta	L	92-99	
30	Houston	W	99-98	

## JANUARY

3	at New Orleans	W	104-103	
4	at Houston	L	96-104	
6	at Washington	L	114-146	
8	Los Angeles	W	104-103	
10	at Milwaukee	L	103-125	
12	at Buffalo	L	92-111	
13	Kansas City	W	108-106	
16	New Jersey	W	120-112	OT
17	at Chicago	L	104-105	
18	San Antonio	L	96-109	
20	at San Antonio	L	82-112	
21	at Atlanta	L	100-111	
22	Buffalo	W	99-90	
24	Cleveland	L	92-96	
29	New Orleans	L	91-107	
31	at Boston <sup>1</sup>	L	94-104	

## FEBRUARY

2	Atlanta	L	105-107	
3	at Philadelphia	L	104-116	
7	Boston	L	89-92	
8	at New Jersey	L	138-140	OT
9	at New York	L	117-126	
10	Portland	L	108-112	
12	Chicago	W	111-94	
14	Philadelphia	L	116-119	
15	at Houston	L	122-126	
17	Washington	W	123-111	
18	at Phoenix	L	101-114	
19	at Portland	L	104-127	
22	at Denver	W	99-96	
28	Denver	L	106-122	

## MARCH

3	Seattle	W	115-111
5	at Detroit	L	110-122
6	at Kansas City	L	88-98
9	Detroit	W	112-105
10	New York	W	122-115
12	Cleveland	L	90-95
15	Buffalo	W	111-106
17	at Washington	W	105-99
18	Milwaukee	L	104-113
20	at Cleveland	W	127-104
21	Phoenix	W	119-115
23	at Golden State	L	115-119
24	at Seattle	L	102-104
26	at Los Angeles	L	99-110
29	San Antonio	L	91-106
30	at Milwaukee	L	100-105
31	Golden State	L	103-111

## APRIL

2	at Boston	W	123-120
4	New Jersey	L	121-129
7	at Philadelphia	W	127-118
8	Houston	L	111-112

<sup>1</sup> at Springfield, Mass.

PLAYER	G	GS	MIN	FGM-FGA	PCT	FTM-FTA	PCT	OR	DR	TR	AST	PF-DQ	STL	TO	BKS	PTS	AVG
JOHNNY DAVIS	79	79	2971	565-1240	.456	314-396	.793	70	121	191	453	177-1	95	214	22	1444	18.3
RICKY SOBERS	81	81	2825	553-1194	.463	298-338	.882	118	183	301	450	315-8	138	304	23	1404	17.3
JAMES EDWARDS	82	82	2546	534-1065	.501	298-441	.676	179	514	693	92	363-16	60	162	109	1366	16.7
ALEX ENGLISH	81	69	2696	563-1102	.511	173-230	.752	253	402	655	271	214-3	70	196	78	1299	16.0
MIKE BANTOM	81	81	2528	482-1036	.465	227-338	.672	225	425	650	223	316-8	99	193	62	1191	14.7
BILLY KNIGHT	39	3	976	222-399	.556	131-150	.873	53	121	174	86	74-0	32	96	5	575	14.7
RICK ROBEY	43	13	849	140-295	.475	90-121	.744	80	174	254	53	111-1	25	89	12	370	8.6
CORKY CALHOUN	81	0	1332	153-335	.457	72-86	.837	64	174	238	104	189-1	37	56	19	378	4.7
LEN ELMORE	80	0	1264	139-342	.406	56-78	.718	115	287	402	75	183-3	62	73	79	334	4.2
KEVIN STACOM	44	0	571	76-209	.364	31-41	.756	20	41	61	77	29-0	14	43	1	183	4.2
WAYNE RADFORD	52	2	649	83-175	.474	36-45	.800	25	43	68	57	61-0	30	45	1	202	3.9
BRAD DAVIS	22	0	233	23-44	.523	13-19	.684	1	15	16	43	22-0	14	11	2	59	2.7
STEVE GREEN	39	0	265	42-89	.472	20-34	.588	22	30	52	21	39-0	11	17	3	104	2.7
<b>PACERS</b>	<b>82</b>	<b>410</b>	<b>19705</b>	<b>3575-7525</b>	<b>.475</b>	<b>1759-2317</b>	<b>.759</b>	<b>1225</b>	<b>2530</b>	<b>3755</b>	<b>2005</b>	<b>2093-41</b>	<b>687</b>	<b>1536</b>	<b>416</b>	<b>8909</b>	<b>108.6</b>
<b>OPPONENTS</b>	<b>82</b>	<b>410</b>	<b>19705</b>	<b>3586-7449</b>	<b>.478</b>	<b>1869-2416</b>	<b>.773</b>	<b>1299</b>	<b>2605</b>	<b>3904</b>	<b>2178</b>	<b>2091-30</b>	<b>677</b>	<b>1614</b>	<b>437</b>	<b>9040</b>	<b>110.2</b>

## 1978-79 SEASON (38-44)

## OCTOBER

13	Atlanta	W	117-104
18	Seattle	L	92-99
21	San Diego	W	125-119
24	New Jersey	L	95-97
27	Denver	W	112-99
28	at New York	L	106-111
31	at Cleveland	W	119-114

## NOVEMBER

1	Washington	L	113-124
3	Kansas City	W	115-108
4	at Chicago	L	84-97
8	Los Angeles	L	111-113
10	at Golden State	L	111-116
12	at Los Angeles	L	106-134
14	at San Diego	L	106-109
17	at Seattle	L	115-126
18	at Portland	L	111-123
21	at San Antonio	W	108-103
22	Phoenix	L	110-115
24	Cleveland	L	98-104
26	Milwaukee	W	114-112
29	New York	W	101-99

## DECEMBER

1	at Milwaukee	L	107-111
2	Boston	L	110-117
6	Portland	W	115-109
8	Detroit	W	114-107
12	at New Orleans	L	103-109
13	at Atlanta	L	101-117
15	San Antonio	L	113-125
19	at New York	L	102-130
20	at Boston	L	105-121
21	at Detroit	L	108-121
23	New Orleans	W	127-103
26	at Washington	L	104-108
27	at Philadelphia	L	110-122
30	San Diego	L	111-114

## JANUARY

3	at Milwaukee	W	108-102
5	Philadelphia	W	123-96
6	at Kansas City	L	99-120
7	Atlanta	W	112-97
9	at Portland	W	112-104
10	at Seattle	L	98-118
13	at Phoenix	W	102-99
14	at Denver	L	109-111
17	Seattle	L	102-112
19	Denver	L	98-101
20	at Washington	L	104-109
23	at Atlanta	W	110-107
26	Boston	W	119-106
28	San Antonio	W	123-110
30	Houston	W	112-106

## FEBRUARY

2	Golden State	W	87-84
6	at Chicago	L	107-110
7	New Jersey	L	84-90
9	at Boston	L	101-112
11	Chicago	W	110-108
13	at Houston	W	124-120
14	New York	W	106-97
16	at New Jersey	W	105-100
18	Los Angeles	L	111-122
21	at Denver	L	109-114
23	at Golden State	W	96-94
25	at Los Angeles	L	108-118
27	at San Diego	L	107-124
28	at Phoenix	L	102-103

## MARCH

2	Golden State	L	98-105
7	Washington	W	109-105
9	Portland	W	125-116
11	Phoenix	W	112-111
13	Detroit	W	122-120 OT
16	at Philadelphia	L	106-114
17	at Detroit	L	98-105
21	Chicago	W	114-105
22	at Cleveland	W	108-106
23	Houston	W	141-134
25	at San Antonio	W	121-113
27	at New Orleans	W	104-101
28	at Houston	W	125-124
30	Milwaukee	L	99-101
31	at Kansas City	L	101-126

## APRIL

4	Cleveland	W	102-95
6	Philadelphia	W	136-118
8	Kansas City	L	101-107

<sup>1</sup> at St. Louis, Mo.

## ALL-TIME RESULTS

1979-80

PLAYER	G	GS	MIN	FGM-FGA		PCT	3-POINT		FTM-FTA	PCT	OR	DR	TR	AST	PF-DQ	STL	TO	BKS	PTS	AVG
MICKEY JOHNSON	82	61	2647	588-1271		.463	5-32	.156	385-482	.799	258	423	681	344	291-11	153	286	112	1566	19.1
JOHNNY DAVIS	82	82	2912	496-1159		.428	4-42	.095	304-352	.864	102	124	226	440	178-0	110	202	23	1300	15.9
JAMES EDWARDS	82	82	2314	528-1032		.512	0-1	.000	231-339	.681	179	399	578	127	324-12	55	131	104	1287	15.7
ALEX ENGLISH	54	15	1526	346-686		.504	0-3	.000	114-140	.814	167	213	380	142	128-0	45	124	33	806	14.9
GEORGE MCGINNIS	28	18	784	132-302		.437	1-8	.125	104-181	.575	88	149	237	112	116-4	32	93	6	369	13.2
BILLY KNIGHT	75	43	1910	385-722		.533	4-15	.267	212-262	.809	136	225	361	155	96-0	82	132	9	986	13.1
MIKE BANTOM	77	69	2330	384-760		.505	1-3	.333	139-209	.665	192	264	456	279	268-7	85	189	49	908	11.8
DUDLEY BRADLEY	82	38	2027	275-609		.452	2-5	.400	136-174	.782	69	154	223	252	194-1	211	166	48	688	8.4
JOE HASSETT	74	2	1135	215-509		.422	69-198	.348	24-29	.828	35	59	94	104	85-0	46	45	8	523	7.1
CLEMON JOHNSON	79	0	1541	199-396		.503	0-0	.000	74-117	.632	145	249	394	115	211-2	48	78	121	472	6.0
PHIL CHENIER	23	0	380	52-135		.385	2-6	.333	18-26	.692	9	26	35	47	29-0	15	26	10	124	5.4
RON CARTER	13	0	117	15-37		.405	0-0	.000	2-7	.286	5	14	19	9	19-0	2	10	3	32	2.5
TONY ZENO	8	0	59	6-21		.286	0-0	.000	2-2	1.000	3	11	14	1	13-0	4	9	3	14	1.8
BRAD DAVIS	5	0	43	2-7		.286	0-0	.000	3-4	.750	0	2	2	5	7-0	3	3	0	7	1.4
JOHN KUESTER	24	0	100	12-34		.353	0-0	.000	5-7	.714	3	11	14	16	8-0	7	5	1	29	1.2
CORKY CALHOUN	7	0	30	4-9		.444	0-0	.000	0-2	.000	7	3	10	0	6-0	2	1	0	8	1.1
<b>PACERS</b>	<b>82</b>	<b>410</b>	<b>19855</b>	<b>3639-7689</b>		<b>.473</b>	<b>88-314</b>	<b>.280</b>	<b>1753-2333</b>	<b>.751</b>	<b>1398</b>	<b>2326</b>	<b>3724</b>	<b>2148</b>	<b>1973-37</b>	<b>900</b>	<b>1517</b>	<b>530</b>	<b>9119</b>	<b>111.2</b>
<b>OPPONENTS</b>	<b>82</b>	<b>410</b>	<b>19855</b>	<b>3693-7545</b>		<b>.489</b>	<b>56-228</b>	<b>.246</b>	<b>1734-2295</b>	<b>.756</b>	<b>1394</b>	<b>2552</b>	<b>3946</b>	<b>2323</b>	<b>2028-26</b>	<b>738</b>	<b>1758</b>	<b>470</b>	<b>9176</b>	<b>111.9</b>

## 1979-80 SEASON (37-45)

## OCTOBER

12	at Detroit	L	105-114
13	Atlanta	W	115-101
16	New Jersey	W	113-100
17	at Houston	L	112-116
18	at Atlanta	L	85-115
20	Boston	W	131-128 OT
23	at New York	L	112-136
24	at Philadelphia	L	110-132
26	Washington	W	118-108
27	at San Antonio	L	121-128
31	Houston	W	133-129 OT

## NOVEMBER

2	at New Jersey	L	93-115
3	Philadelphia	L	114-120 2OT
6	at Cleveland	L	117-134
7	Portland	W	97-90
10	at Golden State	W	104-101
12	at Utah	W	113-105 OT
14	at Phoenix	L	100-104
16	at San Diego	L	97-105
18	at Los Angeles	L	104-127
21	New York	W	119-108
23	at Boston	L	103-118
24	Detroit	W	115-97
26	at Philadelphia	L	112-113
28	Milwaukee	L	79-87
30	at Washington	W	99-91

## DECEMBER

1	Boston	L	102-106 OT
5	Cleveland	W	118-99
6	Detroit	W	103-102
11	at New York	W	124-122 OT
12	Seattle	L	107-112
14	Washington	W	111-109
16	at Kansas City	L	105-107
19	at San Antonio	L	123-127
22	Atlanta	W	130-110
26	at Detroit	W	98-97
28	at New Jersey	L	101-116
29	Utah	L	114-116

## JANUARY

2	Los Angeles	L	102-127
3	at Milwaukee	L	96-106
5	at Denver	L	105-111
8	at Portland	W	122-118
9	at Seattle	L	111-120
11	at Chicago	W	110-105
12	Detroit	W	122-109
16	Denver	W	117-99
19	Kansas City	W	108-103
23	San Antonio	L	130-144
25	San Diego	W	139-117
26	at Cleveland	W	115-114
27	Cleveland	W	123-121
29	Houston	W	133-112
30	at Washington	L	119-120
31	New York	L	102-112

## FEBRUARY

5	Philadelphia	L	108-109
7	Washington	W	134-104
8	at Boston	L	108-130
9	San Antonio	W	131-127
13	New Jersey	L	96-98
14	at Cleveland	W	118-114
15	Golden State	L	107-118
17	Chicago	W	108-100
20	New York	W	131-86
24	Phoenix	L	105-113
26	at Houston	L	88-93
27	at Atlanta	L	111-116

## MARCH

2	at Washington	L	104-118
4	at New Jersey	L	109-114
5	at Philadelphia	L	113-120
7	Atlanta	L	94-99
9	Cleveland	L	107-113
11	Boston	W	114-108
13	at New York	W	107-100
14	Philadelphia	W	104-94
16	at Atlanta	L	90-95
18	at Boston <sup>1</sup>	L	102-114
19	New Jersey	W	125-112
21	at San Antonio	L	109-116
22	at Houston	L	110-125
26	at Detroit	W	124-114
28	San Antonio	W	127-122
30	Houston	L	106-121

<sup>1</sup> at Hartford, Conn.

PLAYER	G	GS	MIN	FGM-FGA	PCT	3-POINT		FTM-FTA	PCT	OR	DR	TR	AST	PF-DQ	STL	TO	BKS	PTS	AVG
						FGM-FGA	PCT												
BILLY KNIGHT	82	70	2385	546-1025	.533	3-19	.158	341-410	.832	191	219	410	157	155-1	84	177	12	1436	17.5
JAMES EDWARDS	81	80	2375	511-1004	.509	0-3	.000	244-347	.703	191	380	571	212	304-7	32	164	128	1266	15.6
JOHNNY DAVIS	76	73	2536	426-917	.465	4-33	.121	238-299	.796	56	114	170	480	179-2	95	167	14	1094	14.4
MIKE BANTOM	76	74	2375	431-882	.489	0-6	.000	199-281	.708	150	277	427	240	284-9	80	197	85	1061	14.0
GEORGE MCGINNIS	69	56	1845	348-768	.453	0-7	.000	207-385	.538	164	364	528	210	242-3	99	221	28	903	13.1
GEORGE JOHNSON	43	19	930	182-394	.462	0-5	.000	93-122	.762	99	179	278	86	120-1	47	85	23	457	10.6
LOUIS ORR	82	7	1787	348-709	.491	0-6	.000	163-202	.807	172	189	361	132	153-0	55	123	25	859	10.5
DUDLEY BRADLEY	82	24	1867	265-559	.474	2-16	.125	125-178	.702	70	123	193	188	236-2	186	122	37	657	8.0
CLEMON JOHNSON	81	2	1643	235-466	.504	0-1	.000	112-189	.593	173	295	468	144	185-1	44	121	119	582	7.2
DON BUSE	58	4	1095	114-287	.397	19-58	.328	50-65	.769	19	65	84	140	61-0	74	38	8	297	5.1
KENNY NATT	19	0	149	25-77	.325	2-8	.250	7-11	.636	9	6	15	10	18-0	5	10	1	59	3.1
JERRY SICHTING	47	1	450	34-95	.358	0-5	.000	25-32	.781	11	32	43	70	38-0	23	28	1	93	2.0
TOM ABERNETHY	29	0	259	24-56	.429	0-1	.000	11-19	.569	19	21	40	18	29-0	6	6	3	59	2.0
DICK MILLER	5	0	34	2-6	.333	0-1	.000	0-0	.000	1	3	4	4	2-0	3	4	0	4	0.8
<b>PACERS</b>	<b>82</b>	<b>410</b>	<b>19730</b>	<b>3491-7245</b>	<b>.482</b>	<b>30-169</b>	<b>.178</b>	<b>1815-2540</b>	<b>.751</b>	<b>1325</b>	<b>2267</b>	<b>3592</b>	<b>2091</b>	<b>2006-26</b>	<b>833</b>	<b>1491</b>	<b>484</b>	<b>8827</b>	<b>107.6</b>
<b>OPPONENTS</b>	<b>82</b>	<b>410</b>	<b>19730</b>	<b>3457-7071</b>	<b>.489</b>	<b>41-179</b>	<b>.229</b>	<b>1757-2290</b>	<b>.767</b>	<b>1246</b>	<b>2407</b>	<b>3653</b>	<b>2113</b>	<b>2064-27</b>	<b>695</b>	<b>1655</b>	<b>439</b>	<b>8712</b>	<b>106.2</b>

## 1980-81 SEASON (44-38)

## OCTOBER

10	at New Jersey	W	110-91
11	Detroit	W	100-87
15	Chicago	L	97-108
18	Boston	W	103-99
21	at Atlanta	W	121-116
22	Milwaukee	L	105-119
24	Atlanta	W	104-97
25	at Cleveland	L	100-118
29	New York	W	102-95
31	at Chicago	W	121-114

## NOVEMBER

1	New Jersey	W	113-100
2	at Milwaukee	L	121-135
4	at Phoenix	L	108-109
8	at Golden State	L	111-118
10	at Utah	L	106-108
11	at San Antonio	W	119-113
13	Philadelphia	L	103-130
14	Washington	W	118-108
18	at Detroit	W	102-97
19	Boston	L	91-103
21	at Philadelphia	L	88-97
22	Houston	W	129-120
26	Atlanta	W	110-89
27	at Washington	L	108-123
29	Cleveland	W	117-101

## DECEMBER

2	at New York	W	113-96
3	Washington	W	128-115
5	at Milwaukee	L	100-102
6	Kansas City	W	107-88
10	Phoenix	W	102-90
11	at Cleveland	W	103-100
13	at Washington	L	105-114
16	Philadelphia	L	107-109
19	at Detroit	L	106-109
20	at Kansas City	W	107-103
23	New Jersey	W	125-109
26	at Los Angeles	L	115-116
27	at San Diego	L	109-121
30	at Denver	L	110-127

## JANUARY

2	at Atlanta	W	109-106
3	San Diego	W	128-104
4	at New Jersey	W	113-104
7	New Jersey	W	112-103
8	at New York	W	116-115 OT
10	Milwaukee	W	106-102
14	Detroit	W	101-99
16	Seattle	L	94-95
18	Utah	W	110-89
20	at Chicago	L	105-121
21	at Philadelphia	L	104-118
23	at Boston	L	103-104
24	Dallas	W	107-89
27	at Cleveland	L	109-114
28	Golden State	W	108-102

## FEBRUARY

3	at Milwaukee	W	108-99
4	Los Angeles	L	96-102
5	at Boston	L	98-111
7	Cleveland	W	99-96
8	at Detroit	W	124-101
11	Milwaukee	L	101-107
13	at New Jersey	L	100-103
15	Chicago	W	113-107
18	Atlanta	L	96-99
20	San Antonio	W	109-106
22	Portland	L	109-113 OT
25	at Houston	L	100-101
27	at Dallas	W	118-111

## MARCH

3	at Portland	L	112-117
4	at Seattle	L	93-105
6	Boston	W	110-104
8	Denver	W	129-119
10	Philadelphia	L	102-103
12	at Washington	W	114-107
13	at Boston <sup>1</sup>	W	101-94
14	Detroit	L	94-101
17	at New York	L	89-114
18	at Philadelphia	L	95-107
20	New York	L	107-110
22	Cleveland	W	107-101
26	at Atlanta	W	115-107
27	Washington	W	122-107
29	Chicago	L	97-101

## PLAYOFFS

## FIRST ROUND

31	at Philadelphia	L	108-124
----	-----------------	---	---------

## APRIL

2	Philadelphia	L	85-96
---	--------------	---	-------

<sup>1</sup> at Hartford, Conn.



## ALL-TIME RESULTS

1981-82

PLAYER	G	GS	MIN	FGM-FGA	PCT	3-POINT		FTM-FTA	PCT	OR	DR	TR	AST	PF-DQ	STL	TO	BKS	PTS	AVG
						FGM-FGA	PCT												
JOHNNY DAVIS	82	70	2684	538-1153	.467	5-27	.185	315-394	.799	72	106	178	346	176-1	76	186	11	1396	17.0
BILLY KNIGHT	81	19	1803	378-764	.495	9-32	.281	233-282	.826	97	160	257	118	132-0	63	137	14	998	12.3
MIKE BANTOM	39	37	1037	178-406	.438	1-3	.333	101-153	.660	87	127	214	68	139-5	38	85	24	456	11.7
HERB WILLIAMS	82	75	2277	407-854	.477	2-7	.286	126-188	.670	175	430	605	139	200-0	53	137	178	942	11.5
LOUIS ORR	80	41	1951	357-719	.497	1-8	.125	203-254	.799	127	204	331	134	182-1	56	137	26	918	11.5
TONY OWENS	74	40	1599	299-636	.470	1-2	.500	181-226	.801	142	230	372	127	259-7	41	137	37	780	10.5
DON BUSE	82	78	2529	312-685	.455	73-189	.386	100-123	.813	46	177	223	407	176-0	164	95	27	797	9.7
CLEMON JOHNSON	79	42	1979	312-641	.487	0-0	.000	123-189	.651	184	387	571	127	241-3	60	138	112	747	9.5
BUTCH CARTER	75	0	1035	188-402	.468	8-25	.320	58-70	.829	30	49	79	60	110-0	34	52	11	442	5.9
GEORGE JOHNSON	59	4	720	120-291	.412	0-2	.000	60-80	.750	72	145	217	40	147-2	36	70	25	300	5.1
GEORGE MCGINNIS	76	4	1341	141-378	.373	0-3	.000	72-159	.453	93	305	398	204	198-4	96	131	28	354	4.7
JERRY SICHTING	51	0	800	91-194	.469	1-9	.111	29-38	.763	14	41	55	117	63-0	33	42	1	212	4.2
R. TOWNSEND	14	0	95	11-41	.268	2-9	.222	11-20	.550	2	11	13	10	18-0	3	6	0	35	2.5
<b>PACERS</b>	<b>82</b>	<b>410</b>	<b>19830</b>	<b>3332-7164</b>	<b>.465</b>	<b>103-316</b>	<b>.326</b>	<b>1612-2176</b>	<b>.741</b>	<b>1141</b>	<b>2372</b>	<b>3513</b>	<b>1897</b>	<b>2041-23</b>	<b>753</b>	<b>1393</b>	<b>494</b>	<b>8379</b>	<b>102.2</b>
<b>OPPONENTS</b>	<b>82</b>	<b>410</b>	<b>19830</b>	<b>3470-7062</b>	<b>.491</b>	<b>34-183</b>	<b>.186</b>	<b>1558-2133</b>	<b>.730</b>	<b>1204</b>	<b>2598</b>	<b>3802</b>	<b>2053</b>	<b>2016-14</b>	<b>678</b>	<b>1517</b>	<b>397</b>	<b>8532</b>	<b>104.0</b>

## 1981-82 SEASON (35-47)

## OCTOBER

30	Chicago	W	96-94
31	at New York	W	106-99

## NOVEMBER

4	at Philadelphia	L	99-107
6	at Boston	L	94-111
8	at New Jersey	L	86-89
10	Cleveland	W	109-102
12	at Phoenix	L	93-95
14	at San Diego	W	123-114
15	at Los Angeles	L	123-124 2OT
17	Houston	L	82-102
19	Kansas City	W	102-99
21	at Atlanta	L	100-107
24	New York	W	127-112
25	at Cleveland	W	108-102
27	Philadelphia	L	112-124 OT
28	at Washington	W	92-90

## DECEMBER

1	Boston	W	90-87
4	Detroit	W	105-95
8	at Chicago	L	116-118 OT
9	Utah	W	113-77
11	at Milwaukee	L	100-103 OT
12	New Jersey	W	101-88
15	Milwaukee	L	96-104
17	at Detroit	W	100-96
18	Cleveland	W	109-73
22	Atlanta	W	92-88
25	at Washington	L	98-115
26	New York	L	106-112
28	at New Jersey	W	103-95
29	Milwaukee	L	96-107

## JANUARY

2	Washington	L	103-107
5	Phoenix	W	87-82
8	at Utah	L	102-108
9	at Golden State	L	106-115
12	at Portland	L	93-105
13	at Seattle	L	86-106
15	Los Angeles	L	92-97
17	Chicago	W	116-103
19	at Chicago	L	100-110
20	at Boston	L	103-112
22	Philadelphia	L	105-112
23	at San Antonio	W	107-98
26	at Houston	L	94-104

## FEBRUARY

2	Boston	L	105-109
3	at Cleveland	L	104-108
4	Denver	W	131-114
6	Dallas	L	89-95
9	Milwaukee	L	101-108
10	at Philadelphia	L	96-102
13	at Cleveland	W	110-109
14	Portland	W	107-91
17	at Milwaukee	L	93-104
18	San Diego	W	119-114
20	at Detroit	L	100-115
21	New Jersey	W	118-107
24	New York	W	118-87
26	San Antonio	W	108-100
28	Detroit	W	112-101

## MARCH

2	at Denver	W	132-124 OT
3	at Kansas City	L	82-120
7	at Dallas	W	108-106
9	Golden State	L	85-92
10	at Boston	L	100-121
12	at Washington	L	105-110
13	at Atlanta	L	90-110
16	Seattle	W	109-96
19	at Philadelphia	L	95-112
20	New Jersey	W	104-101
24	Washington	L	106-114
26	Atlanta	L	87-100
28	Chicago	W	102-101
30	at New York	L	104-108
31	Detroit	W	108-106

## APRIL

3	at Detroit	L	102-105
4	at Milwaukee	L	115-129
7	Washington	L	85-97
9	Cleveland	W	100-97
10	at New Jersey	L	86-115
13	Philadelphia	L	89-93
15	Atlanta	W	108-102
16	at Atlanta	L	91-109
18	at Chicago	L	104-112

PLAYER	G	GS	MIN	FGM-FGA	PCT	3-POINT		FTM-FTA	PCT	OR	DR	TR	AST	PF-DQ	STL	TO	BKS	PTS	AVG
						FGM-FGA	PCT												
CLARK KELLOGG	81	81	2761	680-1420	.479	4-18	.222	261-352	.741	340	520	860	223	298-6	141	217	43	1625	20.1
BILLY KNIGHT	80	54	2262	512-984	.520	3-19	.158	343-408	.841	152	172	324	192	143-0	66	193	8	1370	17.1
HERB WILLIAMS	78	74	2513	580-1163	.499	0-7	.000	155-220	.705	151	432	583	262	230-4	54	229	171	1315	16.9
GEORGE JOHNSON	82	64	2297	409-858	.477	7-38	.184	126-172	.733	176	369	545	220	279-6	77	242	53	951	11.6
BUTCH CARTER	81	28	1716	354-706	.501	17-51	.333	124-154	.805	62	88	150	194	207-5	78	118	13	849	10.5
CLEMON JOHNSON	51	7	1216	208-399	.521	0-1	.000	77-122	.631	115	204	319	115	137-2	51	88	63	493	9.7
JERRY SICHTING	78	58	2435	316-661	.478	3-18	.167	92-107	.860	33	122	155	433	185-0	104	138	2	727	9.3
RUSS SCHOENE	31	5	520	101-228	.443	1-3	.333	40-55	.727	44	57	101	27	74-1	12	35	14	243	7.8
BRAD BRANSON	62	2	680	131-308	.425	0-1	.000	76-108	.704	73	100	173	46	81-0	27	45	26	338	5.5
MARTY BYRNES	80	12	1436	157-374	.420	6-26	.231	71-95	.747	75	116	191	179	149-1	41	73	6	391	4.9
JOHN DUREN	82	24	1433	163-360	.453	0-13	.000	43-54	.796	38	69	107	200	203-2	66	96	5	369	4.5
JOSE SLAUGHTER	63	1	515	89-238	.374	9-41	.220	38-59	.644	34	34	68	52	93-0	36	42	7	225	3.6
GUY MORGAN	8	0	46	7-24	.292	0-0	.000	1-4	.250	6	11	17	7	7-0	2	2	0	15	1.9
<b>PACERS</b>	<b>82</b>	<b>410</b>	<b>19830</b>	<b>3707-7723</b>	<b>.480</b>	<b>50-236</b>	<b>.212</b>	<b>1447-1910</b>	<b>.758</b>	<b>1299</b>	<b>2294</b>	<b>3593</b>	<b>2150</b>	<b>2086-27</b>	<b>755</b>	<b>1535</b>	<b>411</b>	<b>8911</b>	<b>108.7</b>
<b>OPPONENTS</b>	<b>82</b>	<b>410</b>	<b>19830</b>	<b>3768-7284</b>	<b>.517</b>	<b>40-142</b>	<b>.282</b>	<b>1815-2413</b>	<b>.752</b>	<b>1206</b>	<b>2564</b>	<b>3770</b>	<b>2237</b>	<b>1886-17</b>	<b>761</b>	<b>1643</b>	<b>439</b>	<b>9391</b>	<b>114.5</b>

## 1982-83 SEASON (20-62)

## OCTOBER

29	Washington	W	93-90
31	Detroit	L	115-118

## NOVEMBER

3	at Boston	L	104-111
6	at Washington	L	115-119 OT
9	San Diego	W	100-95
10	at Detroit	L	91-115
12	at Philadelphia	W	117-108
13	Chicago	W	119-115
16	at Milwaukee	L	103-115
17	Golden State	W	124-122 OT
19	Houston	L	98-109
21	Milwaukee	L	98-109
23	at New York	W	94-90
24	Philadelphia	L	106-121
26	Washington	L	85-87
27	at Atlanta	L	98-117

## DECEMBER

1	Milwaukee	L	105-125
3	Cleveland	W	111-103
4	at Cleveland	L	89-109
8	Denver	W	130-126
10	New York	W	108-100
12	at Milwaukee	L	108-120
15	Atlanta	L	101-107
17	at Houston	L	107-114
18	at Chicago	L	127-131
22	at Cleveland	L	98-100
26	New York	W	87-81
28	at Denver	L	150-155 OT
30	at Utah	W	115-114

## JANUARY

2	at Golden State	L	105-114
4	at Portland	L	117-119
5	at Seattle	W	108-104
7	Phoenix	L	101-108
12	New Jersey	L	114-120
14	Chicago	L	123-126 OT
15	at Philadelphia	L	105-114
18	Boston	L	126-130
20	at San Diego	L	95-100
21	at Phoenix	W	118-117
23	at Los Angeles	L	102-105
25	Dallas	L	125-134
27	San Antonio	L	138-143
29	Kansas City	W	133-122

## FEBRUARY

1	at New Jersey	L	111-120
2	Detroit	W	141-135
4	Boston	L	93-102
6	at Washington	L	99-103
7	at New York	L	99-105
9	at New Jersey	L	90-105
10	Cleveland	L	95-99
15	at Chicago	W	113-110
16	Chicago	L	113-117
18	at Milwaukee	L	94-121
20	Los Angeles	L	112-126
22	New Jersey	L	108-110
24	New York	L	101-113
27	Atlanta	L	107-125

## MARCH

1	at Atlanta	L	106-109
4	at Kansas City	L	103-120
6	at Chicago	L	98-106
8	at Detroit	L	101-107
9	Portland	L	97-101
11	Seattle	L	121-127
13	Detroit	W	118-114
15	Philadelphia	L	128-132
17	at Dallas	L	105-120
19	at San Antonio	L	118-138
22	Atlanta	L	102-111
23	at Detroit	L	96-109
25	Utah	W	119-117
27	at Washington	L	101-120
29	Boston	W	130-101
30	at Boston	L	116-142

## APRIL

1	Washington	L	109-123
2	at Atlanta	L	99-109
5	at New Jersey	L	110-121
8	at Philadelphia	L	118-126 OT
10	at Cleveland	L	105-110
11	at New York	L	92-121
13	Milwaukee	W	113-90
15	Cleveland	L	124-132 OT
17	New Jersey	L	99-112

## ALL-TIME RESULTS

1983-84

PLAYER	G	GS	MIN	FGM-FGA		PCT	3-POINT FGM-FGA		PCT	FTM-FTA		PCT	OR	DR	TR	AST	PF-DQ	STL	TO	BKS	PTS	AVG
CLARK KELLOGG	79	79	2676	619-1193		.519	7-21		.333	261-340		.768	230	489	719	234	242-2	121	218	28	1506	19.1
HERB WILLIAMS	69	53	2279	411-860		.478	0-4		.000	207-295		.702	154	400	554	215	193-4	60	207	108	1029	14.9
BUTCH CARTER	73	54	2045	413-862		.479	15-46		.326	136-178		.764	70	83	153	206	211-1	128	141	13	977	13.4
GEORGE JOHNSON	81	20	2073	411-884		.465	11-47		.234	223-270		.826	139	321	460	195	256-3	82	186	49	1056	13.0
STEVE STIPANOVICH	81	73	2426	392-816		.480	3-16		.188	183-243		.753	116	446	562	170	303-4	73	161	67	970	12.0
JERRY SICHTING	80	80	2497	397-746		.532	6-20		.300	117-135		.867	44	127	171	457	179-0	90	144	8	917	11.5
BROOK STEPPE	61	13	857	148-314		.471	0-3		.000	134-161		.832	43	79	122	79	93-0	34	83	6	430	7.0
KEVIN McKENNA	61	13	923	152-371		.410	3-17		.176	80-98		.816	30	65	95	114	133-3	46	62	5	387	6.3
JIM THOMAS	72	15	1219	187-403		.464	1-11		.091	80-110		.727	59	90	149	130	115-1	60	69	6	455	6.3
LEROY COMBS	48	0	446	81-163		.497	0-3		.000	56-91		.615	19	37	56	38	49-0	23	46	8	218	4.5
SIDNEY LOWE	78	2	1238	107-259		.413	2-18		.111	108-139		.777	30	92	122	269	112-0	93	106	5	324	4.2
GRANVILLE WAITERS	78	8	1040	123-238		.517	0-1		.000	31-51		.608	64	163	227	60	164-2	24	65	85	277	3.6
TRACY JACKSON	2	0	10	1-4		.250	0-0		.000	4-4		1.000	1	0	1	0	3-0	0	1	0	6	3.0
BRUCE KUCZENSKI	5	0	51	5-17		.294	0-0		.000	4-4		1.000	3	6	9	2	8-0	0	8	0	14	2.8
<b>PACERS</b>	<b>82</b>	<b>410</b>	<b>19780</b>	<b>3447-7130</b>		<b>.483</b>	<b>48-207</b>		<b>.232</b>	<b>1624-2119</b>		<b>.766</b>	<b>1002</b>	<b>2398</b>	<b>3400</b>	<b>2169</b>	<b>2061-20</b>	<b>834</b>	<b>1525</b>	<b>398</b>	<b>8566</b>	<b>104.5</b>
<b>OPPONENTS</b>	<b>82</b>	<b>410</b>	<b>19780</b>	<b>3552-7175</b>		<b>.495</b>	<b>29-146</b>		<b>.199</b>	<b>1828-2415</b>		<b>.757</b>	<b>1194</b>	<b>2564</b>	<b>3758</b>	<b>2117</b>	<b>1930-15</b>	<b>761</b>	<b>1587</b>	<b>444</b>	<b>8961</b>	<b>109.3</b>

## 1983-84 SEASON (26-56)

## OCTOBER

28	at Milwaukee	L	83-104
29	Philadelphia	L	112-124 OT

## NOVEMBER

1	Houston	W	116-108
4	at Boston	L	105-121
5	Cleveland	W	99-87
8	Boston	L	97-99
10	New York	L	91-99
12	New Jersey	W	111-101
15	at New York	L	87-94
17	at Washington	L	94-102
19	at Chicago	L	105-110
22	at Atlanta	L	93-104
23	Detroit	L	113-115
25	Golden State	L	105-110
27	New York	W	101-91
29	Philadelphia	L	96-98

## DECEMBER

2	at Cleveland	L	99-108
3	at Detroit	L	99-117
7	Boston	L	95-100
9	Atlanta	W	110-104
10	at Kansas City	L	103-119
14	at Dallas	L	109-117
16	at San Antonio	L	92-120
17	at Houston	L	94-109
21	at Utah	L	115-133
22	at Denver	W	133-132
27	Milwaukee	W	115-104
30	at New Jersey	L	106-118

## JANUARY

2	Atlanta	W	96-86
4	Chicago	W	102-89
6	Phoenix	W	104-88
7	at New York	L	103-140
10	at Chicago	L	104-105
11	Detroit	L	96-112
13	at Atlanta	L	108-117
15	New Jersey	L	134-140 OT
17	Milwaukee	L	92-112
20	at Boston <sup>1</sup>	L	125-132
21	Dallas	L	111-118
24	at Detroit	W	114-107
25	Denver	W	117-112
31	San Diego	W	111-97

## FEBRUARY

1	at Philadelphia	L	103-111
3	at Boston	L	106-125
4	at Washington	L	101-125
7	Los Angeles	L	105-106
9	Seattle	W	107-102
11	Cleveland	L	83-86
13	San Antonio	L	108-117
15	Milwaukee	L	91-107
16	at New York	L	94-100
18	at Cleveland	W	118-93
19	Utah	W	106-104
22	Chicago	L	111-121
23	at New Jersey	L	103-110
24	Detroit	W	108-100
26	Portland	W	102-100
28	Washington	L	92-100

## MARCH

2	at Seattle <sup>2</sup>	L	90-99
3	at Portland	L	98-118
6	at Golden State	L	109-125
7	at San Diego	L	110-114
9	at Phoenix	L	110-130
10	at Los Angeles	W	126-114
13	Philadelphia	L	106-121
15	Kansas City	L	107-108
17	New Jersey	L	98-100
20	Boston	W	123-121 OT
23	Chicago	W	119-112
24	at Milwaukee	L	92-106
25	at Chicago	W	102-99
28	New York	W	99-93
30	Cleveland	W	90-87
31	at Cleveland	W	120-119 OT

## APRIL

3	at Washington	L	94-106
4	at New Jersey	L	111-112
6	at Philadelphia	L	106-112
7	at Atlanta	L	103-122
10	at Detroit	L	98-100
11	Atlanta	L	111-114
13	Washington	W	119-115
14	at Milwaukee	L	92-104

<sup>1</sup> at Hartford, Conn.<sup>2</sup> at Tacoma, Wash.

PLAYER	G	GS	MIN	FGM-FGA	PCT	3-POINT		FTM-FTA	PCT	OR	DR	TR	AST	PF-DQ	STL	TO	BKS	PTS	AVG
						FGM-FGA	PCT												
CLARK KELLOGG	77	65	2449	562-1112	.505	7-14	.500	301-396	.760	224	500	724	244	247-2	86	231	26	1432	18.6
HERB WILLIAMS	75	70	2557	575-1211	.475	1-9	.111	224-341	.657	154	480	634	252	218-1	54	265	134	1375	18.3
VERN FLEMING	80	65	2486	433-922	.470	0-4	.000	260-339	.767	148	175	323	247	232-4	99	197	8	1126	14.1
STEVE STIPANOVICH	82	66	2315	414-871	.475	1-11	.091	297-372	.798	141	473	614	199	265-4	71	184	78	1126	13.7
JIM THOMAS	80	52	2059	347-726	.478	8-42	.190	183-234	.782	74	187	261	234	195-2	76	131	5	885	11.1
JERRY SIGHTING	70	25	1808	325-624	.521	9-37	.243	112-128	.875	24	90	114	264	116-0	47	102	4	771	11.0
TERENCE STANSBURY	74	14	1278	210-458	.459	4-25	.160	102-126	.810	39	75	114	127	205-2	47	80	12	526	7.1
TONY BROWN	82	26	1586	214-465	.460	0-6	.000	116-171	.678	146	142	288	159	212-3	59	116	12	544	6.6
BILL GARNETT	65	13	1123	149-310	.481	0-2	.000	120-174	.690	98	188	286	67	196-3	28	92	15	418	6.4
GREG KELSER	10	0	114	21-53	.396	0-1	.000	20-28	.714	6	13	19	13	16-0	7	12	0	62	6.2
DEVIN DURRANT	59	8	756	114-274	.416	0-3	.000	72-102	.706	49	75	124	80	106-0	19	77	10	300	5.1
GRANVILLE WAITERS	62	5	703	85-190	.447	0-1	.000	29-50	.580	57	113	170	30	107-2	16	55	44	199	3.2
RALPH JACKSON	1	0	12	1-3	.333	0-0	.000	0-0	.000	1	0	1	4	1-0	2	1	0	2	2.0
STUART GRAY	52	0	391	35-92	.380	0-0	.000	32-47	.681	29	94	123	15	82-1	9	51	14	102	2.0
KENTON EDELIN	10	1	143	4-13	.308	0-0	.000	3-8	.375	8	18	26	10	39-1	5	3	4	11	1.1
<b>PACERS</b>	<b>82</b>	<b>410</b>	<b>19780</b>	<b>3489-7324</b>	<b>.476</b>	<b>30-155</b>	<b>.194</b>	<b>1871-2516</b>	<b>.744</b>	<b>1198</b>	<b>2623</b>	<b>3821</b>	<b>1945</b>	<b>2237-25</b>	<b>625</b>	<b>1622</b>	<b>366</b>	<b>8879</b>	<b>108.3</b>
<b>OPPONENTS</b>	<b>82</b>	<b>410</b>	<b>19780</b>	<b>3628-7332</b>	<b>.495</b>	<b>64-200</b>	<b>.320</b>	<b>2068-2707</b>	<b>.764</b>	<b>1098</b>	<b>2583</b>	<b>3681</b>	<b>2242</b>	<b>2072-25</b>	<b>777</b>	<b>1424</b>	<b>523</b>	<b>9388</b>	<b>114.5</b>

## 1984-85 SEASON (22-60)

## OCTOBER

27	Washington	L	102-104
31	Dallas	L	100-101

## NOVEMBER

2	at Cleveland	W	116-109
3	at New Jersey	L	117-118
7	at Philadelphia	L	113-134
9	at Milwaukee	L	105-122
10	Chicago	L	116-118
12	Boston	L	115-132
14	Houston	W	125-117
16	San Antonio	W	128-117 OT
17	at Atlanta	L	108-118
19	at Chicago	W	137-120
21	Philadelphia	L	107-112
23	Kansas City	L	105-122
24	at New York	L	100-119
27	Milwaukee	W	126-105
28	at Philadelphia	L	101-122
30	at New Jersey	L	100-123

## DECEMBER

1	Detroit	L	109-131
6	at Washington	L	106-111
8	at Milwaukee	L	96-99
10	Atlanta	L	98-104
14	at Detroit	L	96-120
15	New Jersey	W	112-100
18	Utah	W	88-81
21	at Boston	L	107-117
22	Cleveland	L	103-106
26	at Washington	L	89-114
28	Detroit	L	110-116
29	at Kansas City	W	123-115

## JANUARY

1	at Utah	W	119-117
3	at Golden State	W	112-96
5	at Seattle	L	97-104
6	at Portland	L	101-118
9	Milwaukee	L	105-106
11	at Detroit	L	109-120
12	New York	W	100-95
15	Atlanta	L	113-120
18	Boston	W	91-86
19	Chicago	W	110-107
21	Golden State	W	129-127 2OT
23	Portland	L	104-136
25	at Boston	L	94-125
26	at New York	L	106-109
29	at Atlanta <sup>1</sup>	L	106-115
30	Cleveland	W	120-115

## FEBRUARY

1	Washington	W	102-95
3	at L.A. Lakers	L	100-122
4	at L.A. Clippers	L	96-115
7	at Phoenix	L	97-105
12	Philadelphia	L	116-124
14	Milwaukee	L	128-132 OT
15	at Chicago	W	114-96
17	Phoenix	L	97-115
20	Cleveland	L	92-102
22	L.A. Lakers	W	122-113
24	Boston	L	100-113
27	New York	W	108-106

## MARCH

2	Seattle	L	92-106
5	at Dallas	L	102-108
6	at San Antonio	L	102-108
8	at Houston	L	105-125
9	at Denver	L	116-126
11	at Cleveland	L	110-122
12	New Jersey	W	109-108
14	L.A. Clippers	L	112-113
16	at New York	L	114-116
17	at New Jersey	L	105-129
20	Denver	L	119-123
22	New York	L	113-118
23	at Milwaukee	L	129-140
26	at Chicago	L	119-120
27	Atlanta	L	99-125
30	at Cleveland	L	94-117
31	Washington	L	105-111

## APRIL

2	Detroit	L	121-124
3	at Boston	L	103-119
6	Philadelphia	W	121-117
8	Chicago	W	107-103
10	at Detroit	L	114-116
12	at Philadelphia	L	105-111
13	at Atlanta	L	117-122

<sup>1</sup> at New Orleans, La.

## ALL-TIME RESULTS

1985-86

PLAYER	G	GS	MIN	FGM-FGA		PCT	3-POINT FGM-FGA		PCT	FTM-FTA		PCT	OR	DR	TR	AST	PF-DQ	STL	TO	BKS	PTS	AVG
HERB WILLIAMS	78	74	2770	627-1275	.492	1-2	.083	294-403	.730	172	538	710	174	244-2	50	210	184	1549	19.9			
CLARK KELLOGG	19	12	568	139-294	.473	4-13	.308	53-69	.768	51	117	168	57	59-2	28	61	8	335	17.6			
WAYMAN TISDALE	81	60	2277	516-1002	.515	0-2	.000	160-234	.684	191	393	584	79	290-3	32	188	44	1192	14.7			
VERN FLEMING	80	77	2870	436-862	.506	1-6	.167	263-353	.745	102	284	386	505	230-3	131	208	5	1136	14.2			
STEVE STIPANOVICH	79	65	2397	416-885	.470	2-10	.200	242-315	.768	173	450	623	206	261-1	75	146	69	1076	13.6			
CLINT RICHARDSON	82	61	2224	335-736	.455	1-9	.111	123-147	.837	69	182	251	372	153-1	58	136	8	794	9.7			
RON ANDERSON	60	27	1469	273-554	.493	2-8	.250	73-111	.658	125	123	248	136	105-0	55	76	6	621	10.4			
TERENCE STANSBURY	74	17	1331	191-441	.433	9-53	.170	107-132	.811	29	110	139	206	200-2	59	139	8	498	6.7			
BRYAN WARRICK	31	5	658	81-172	.471	2-10	.200	53-67	.791	10	56	66	109	76-0	25	48	2	217	7.0			
BILL MARTIN	66	0	691	143-298	.480	0-8	.000	46-54	.852	42	60	102	52	108-1	21	58	7	332	5.0			
BILL GARNETT	80	2	1197	112-239	.469	0-2	.000	116-162	.716	106	169	275	95	174-0	39	91	22	340	4.3			
QUINN BUCKNER	32	3	419	49-104	.471	0-1	.000	19-27	.704	9	42	51	86	80-0	40	55	3	117	3.7			
DWAYNE MCCLAIN	45	4	461	59-180	.383	1-9	.111	18-35	.514	14	16	30	67	61-0	38	40	4	157	3.5			
STUART GRAY	67	3	423	54-108	.500	0-0	.000	47-74	.635	45	73	118	15	94-0	8	32	11	155	2.3			
<b>PACERS</b>	<b>82</b>	<b>410</b>	<b>19755</b>	<b>3441-7150</b>	<b>.481</b>	<b>23-143</b>	<b>.161</b>	<b>1614-2183</b>	<b>.739</b>	<b>1138</b>	<b>2613</b>	<b>3751</b>	<b>2159</b>	<b>2135-15</b>	<b>659</b>	<b>1515</b>	<b>381</b>	<b>8519</b>	<b>103.9</b>			
<b>OPPONENTS</b>	<b>82</b>	<b>410</b>	<b>19755</b>	<b>3372-7123</b>	<b>.473</b>	<b>73-275</b>	<b>.265</b>	<b>1965-2571</b>	<b>.768</b>	<b>1050</b>	<b>2479</b>	<b>3529</b>	<b>2057</b>	<b>1909-4</b>	<b>745</b>	<b>1315</b>	<b>445</b>	<b>8792</b>	<b>107.2</b>			

## 1985-86 SEASON (26-56)

## OCTOBER

26	New Jersey	W	119-92
30	at New Jersey	L	138-147 3OT

## NOVEMBER

1	at Detroit	L	116-124
2	Detroit	L	117-128
6	at Philadelphia	L	97-105
9	Phoenix	W	127-105
13	at Boston	L	114-118
14	Cleveland	L	104-112
16	Boston	W	111-109
19	at Chicago	L	114-121
20	at Houston	L	97-126
22	at San Antonio	L	96-108
23	at Dallas	L	104-117
25	Utah	L	101-102
27	New York	L	77-80
29	Philadelphia	L	100-110
30	at Milwaukee	L	94-111

## DECEMBER

3	at Cleveland	W	98-84
4	Denver	L	105-119
6	New York	W	107-83
10	at New York	L	64-82
11	San Antonio	W	114-101
13	Atlanta	W	109-89
14	at New Jersey	L	99-105
17	Philadelphia	L	96-102
20	Milwaukee	W	114-102
21	New Jersey	L	98-102
26	at Milwaukee	L	87-105
28	at Chicago	L	104-108
30	at Washington	W	97-80

## JANUARY

2	Boston	L	104-122
4	L.A. Clippers	W	106-77
7	at New York	L	85-93
8	Sacramento	L	87-88
10	at L.A. Lakers	L	102-124
11	at Phoenix	L	99-128
13	at Golden State	L	108-119
15	Portland	L	104-109
17	Boston	L	105-123
18	at Cleveland	L	95-108
20	Detroit	W	105-99
24	Milwaukee	L	92-117
25	Golden State	W	124-101
28	at Atlanta	L	92-123
29	Washington	W	92-88
31	Seattle	W	101-94

## FEBRUARY

2	Chicago	W	131-106
4	New Jersey	W	117-101
6	Atlanta	L	85-100
11	at Cleveland	L	97-119
12	Milwaukee	L	97-103
14	at Chicago	W	104-88
15	Cleveland	W	105-99
17	Chicago	W	124-110
19	L.A. Lakers	L	81-90
21	at Atlanta	L	98-106
23	at Boston <sup>1</sup>	L	98-113
25	Washington	W	100-87
27	at Utah	L	92-109
28	at Sacramento	L	100-121

## MARCH

2	at L.A. Clippers	W	129-112
4	at Portland	L	99-102
5	at Seattle	W	120-112
7	at Denver	L	117-134
9	at Philadelphia	L	102-120
11	Philadelphia	L	91-101
12	at Detroit	L	101-111
14	at Milwaukee	W	114-104
15	Washington	W	105-100
17	New York	W	112-92
19	at Boston	L	108-127
22	at Washington	L	110-111
24	Dallas	L	120-126
26	Houston	L	101-110
28	Atlanta	L	92-100

## APRIL

1	at Detroit	L	108-116
3	Chicago	L	108-109
5	Detroit	L	106-115
7	at New York	L	104-106
8	at Washington	W	111-104
11	at Philadelphia	L	122-130
12	at Atlanta	L	91-108

<sup>1</sup> at Hartford, Conn.

PLAYER	G	GS	MIN	3-POINT			FTM-FTA	PCT	OR	DR	TR	AST	PF-DQ	STL	TO	BKS	PTS	AVG
				FGM-FGA	PCT	FGM-FGA												
CHUCK PERSON	82	78	2956	635-1358	.468	49-138	.355	222-297	.747	168	509	677	295	310-4	90	211	16	1541 18.8
JOHN LONG	80	68	2265	490-1170	.419	19-67	.283	219-246	.890	75	142	217	258	167-1	96	153	8	1218 15.2
HERB WILLIAMS	74	67	2526	451-939	.480	0-9	.000	199-269	.740	143	400	543	174	255-9	59	145	93	1101 14.9
WAYMAN TISDALE	81	15	2159	458-892	.513	0-2	.000	258-364	.709	217	258	475	117	293-9	50	139	26	1174 14.5
STEVE STIPANOVICH	81	81	2761	382-760	.503	1-4	.250	307-367	.837	184	486	670	180	304-9	106	130	97	1072 13.2
VERN FLEMING	82	82	2549	370-727	.509	2-10	.200	238-302	.788	109	225	334	473	222-3	109	167	18	980 12.0
CLINT RICHARDSON	78	14	1396	218-467	.467	6-17	.353	59-74	.797	51	92	143	241	106-0	49	85	7	501 6.4
RON ANDERSON	63	0	721	139-294	.473	0-5	.000	85-108	.787	73	78	151	54	65-0	31	55	3	363 5.8
CLARK KELLOGG	4	4	60	8-22	.364	1-2	.500	3-4	.750	7	4	11	6	12-0	5	4	0	20 5.0
KYLE MACY	76	0	1250	164-341	.481	14-46	.304	34-41	.829	25	41	66	197	136-0	59	58	7	376 4.9
MICHAEL BROOKS	10	0	148	13-37	.351	0-0	.000	7-10	.700	9	10	19	11	19-0	9	11	0	33 3.3
WALKER RUSSELL	48	0	511	64-165	.388	2-16	.125	27-37	.730	18	37	55	129	62-0	20	60	5	157 3.3
PETER VERHOEVEN	5	0	44	5-14	.357	0-0	.000	0-0	.000	2	5	7	2	11-1	2	0	1	10 2.0
STUART GRAY	55	1	456	41-101	.406	0-0	.000	28-39	.718	39	90	129	26	93-0	10	36	28	110 2.0
GREG DREILING	24	0	128	16-37	.432	0-0	.000	10-12	.833	12	31	43	7	42-0	2	7	2	42 1.8
<b>PACERS</b>	<b>82</b>	<b>410</b>	<b>19930</b>	<b>3454-7324</b>	<b>.472</b>	<b>94-316</b>	<b>.297</b>	<b>1696-2170</b>	<b>.782</b>	<b>1132</b>	<b>2464</b>	<b>3596</b>	<b>2170</b>	<b>2097-36</b>	<b>697</b>	<b>1276</b>	<b>311</b>	<b>8698 106.1</b>
<b>OPPONENTS</b>	<b>82</b>	<b>410</b>	<b>19930</b>	<b>3344-6969</b>	<b>.480</b>	<b>103-345</b>	<b>.299</b>	<b>1960-2584</b>	<b>.759</b>	<b>1117</b>	<b>2584</b>	<b>3701</b>	<b>2019</b>	<b>1852-14</b>	<b>660</b>	<b>1416</b>	<b>472</b>	<b>8751 106.7</b>

## 1986-87 SEASON (41-41)

## OCTOBER

31 at Philadelphia L 104-108

## NOVEMBER

1 Detroit W 92-89  
 4 Philadelphia W 125-121 2OT  
 5 at Boston L 102-133  
 8 San Antonio W 130-97  
 11 at Milwaukee L 94-102  
 13 at New Jersey W 120-117 OT  
 15 Milwaukee W 104-103  
 16 at Washington L 111-124  
 18 at L.A. Clippers W 98-93  
 20 at Sacramento L 83-92  
 22 at Seattle L 111-121  
 23 at Portland L 95-108  
 26 Houston L 88-92  
 28 Denver W 126-102  
 30 Portland L 101-118

## DECEMBER

2 at Milwaukee L 88-95  
 3 Washington W 116-103  
 5 Atlanta W 119-113  
 10 at Philadelphia L 112-122  
 11 Cleveland W 115-94  
 13 New Jersey W 95-91  
 17 at Boston L 101-113  
 18 Chicago L 88-97  
 20 at New York W 123-99  
 21 at Cleveland L 94-104  
 23 Detroit W 111-98  
 27 at Chicago L 93-105  
 30 Cleveland W 111-99

## JANUARY

2 L.A. Clippers W 116-106  
 5 at Dallas W 144-135  
 6 at San Antonio W 101-99  
 8 at Houston L 96-110  
 10 at Utah L 96-105  
 13 Philadelphia L 94-101  
 15 Washington W 113-105  
 17 Dallas W 119-115 2OT  
 19 Chicago W 109-95  
 21 at Boston L 100-130  
 22 L.A. Lakers L 108-118  
 24 Phoenix L 103-104  
 27 at Atlanta L 98-114  
 30 Boston L 94-100  
 31 at Cleveland L 100-102

## FEBRUARY

3 Philadelphia L 94-99  
 5 at Detroit W 98-93  
 10 at Golden State W 126-125 OT  
 11 at Phoenix W 121-105  
 13 at L.A. Lakers L 108-113  
 14 at Denver L 113-129  
 16 Golden State W 112-93  
 18 Seattle W 105-88  
 20 at Atlanta W 107-105  
 22 Sacramento W 103-101  
 24 at Milwaukee L 114-120 2OT  
 26 at Washington L 94-100  
 27 at New Jersey L 115-125

## MARCH

1 New York W 122-115 OT  
 3 Atlanta L 108-109  
 7 Milwaukee L 120-124  
 9 Utah W 107-102  
 11 Detroit L 98-107  
 13 Boston W 116-109  
 15 New Jersey W 123-99  
 16 at Detroit L 95-115  
 19 at New York L 105-111 OT  
 21 Cleveland W 77-76  
 23 Washington W 101-92  
 25 Milwaukee W 125-108  
 27 New York W 100-91  
 28 at Atlanta W 120-114

## APRIL

1 Chicago W 99-94  
 2 at Detroit L 73-119  
 4 at New York L 108-112  
 7 New Jersey W 128-114  
 9 at Cleveland L 99-111  
 10 at Washington W 115-101  
 12 at Chicago L 95-116  
 13 Atlanta L 101-102  
 15 Boston L 85-108  
 17 at Philadelphia W 115-111  
 18 at New Jersey W 112-103

## PLAYOFFS

## FIRST ROUND

24 at Atlanta L 94-110  
 26 at Atlanta L 93-94  
 29 Atlanta W 96-87

## MAY

1 Atlanta L 97-101

## ALL-TIME RESULTS

1987-88

PLAYER	G	GS	MIN	FGM-FGA		PCT	3-POINT FGM-FGA		PCT	FTM-FTA		PCT	OR	DR	TR	AST	PF-DQ	STL	TO	BKS	PTS	AVG
CHUCK PERSON	79	71	2807	575-1252	.459		59-177	.333		132-197	.670		171	365	536	309	266-4	73	210	8	1341	17.0
WAYMAN TISDALE	79	57	2378	511-998	.512		0-2	.000		246-314	.783		168	323	491	103	274-0	54	145	34	1268	16.1
VERN FLEMING	80	80	2733	442-845	.523		0-13	.000		227-283	.802		106	258	364	568	225-0	115	175	11	1111	13.9
STEVE STIPANOVICH	80	80	2692	411-828	.496		3-15	.200		254-314	.809		157	505	662	183	302-8	90	156	69	1079	13.5
JOHN LONG	81	81	2022	417-879	.474		34-77	.442		166-183	.907		72	157	229	173	164-1	84	127	11	1034	12.8
REGGIE MILLER	82	1	1840	306-627	.488		61-172	.355		149-186	.801		95	95	190	132	157-0	53	101	19	822	10.0
HERB WILLIAMS	75	37	1966	311-732	.425		0-6	.000		126-171	.737		116	353	469	98	244-1	37	119	146	748	10.0
RON ANDERSON	74	1	1097	217-436	.498		0-2	.000		108-141	.766		89	127	216	78	98-0	41	73	6	542	7.3
SCOTT SKILES	51	2	760	86-209	.411		6-20	.300		45-54	.833		11	55	66	180	97-0	22	76	3	223	4.4
STUART GRAY	79	0	807	90-193	.466		0-1	.000		44-73	.603		70	180	250	44	152-1	11	50	32	224	3.0
CLINTON WHEELER	59	0	513	62-132	.470		0-0	.000		25-34	.735		19	21	40	103	37-0	36	52	2	149	2.5
GREG DREILING	20	0	74	8-17	.471		0-0	.000		18-26	.692		3	14	17	5	19-0	2	11	4	34	1.7
BRIAN ROWSUM	4	0	16	0-6	.000		0-0	.000		6-6	1.000		1	4	5	1	3-0	1	1	0	6	1.5
<b>PACERS</b>	<b>82</b>	<b>410</b>	<b>19705</b>	<b>3436-7154</b>	<b>.480</b>		<b>163-485</b>	<b>.336</b>		<b>1546-1982</b>	<b>.780</b>		<b>1078</b>	<b>2457</b>	<b>3535</b>	<b>1977</b>	<b>2038-20</b>	<b>619</b>	<b>1318</b>	<b>345</b>	<b>8581</b>	<b>104.6</b>
<b>OPPONENTS</b>	<b>82</b>	<b>410</b>	<b>19705</b>	<b>3335-7060</b>	<b>.472</b>		<b>118-368</b>	<b>.321</b>		<b>1858-2446</b>	<b>.760</b>		<b>1160</b>	<b>2500</b>	<b>3660</b>	<b>1933</b>	<b>1859-8</b>	<b>700</b>	<b>1269</b>	<b>407</b>	<b>8646</b>	<b>105.4</b>

## 1987-88 SEASON (38-44)

## NOVEMBER

6	at Philadelphia	L	95-108
7	New York	W	108-95
10	Detroit	W	121-118
11	at Boston	L	106-120
14	at Chicago	W	111-110
15	Boston	L	98-103
17	at Sacramento	W	126-111
18	at Denver	W	117-106
20	at Utah	L	81-112
22	at Portland	L	110-120
25	San Antonio	W	133-102
27	Atlanta	W	88-86
28	Seattle	W	131-115
30	at Milwaukee	L	94-104

## DECEMBER

2	Washington	W	108-102
4	Cleveland	L	90-108
8	Milwaukee	W	103-101
10	at New Jersey	W	108-91
12	Portland	L	101-108
15	at Atlanta	L	91-93
17	at Washington	L	111-115 OT
18	Utah	W	121-97
20	at Cleveland	L	116-127
23	Dallas	L	109-110
26	Chicago	W	106-92
30	Detroit	L	95-105

## JANUARY

2	at Milwaukee	W	99-97
5	at Chicago	L	77-93
7	Milwaukee	W	114-108
9	L.A. Lakers	L	98-101
11	L.A. Clippers	W	111-90
13	at Dallas	L	108-110
14	at San Antonio	W	112-108
16	at Houston	L	102-132
18	at Seattle	L	105-115
20	at L.A. Clippers	L	97-104
22	New Jersey	W	113-104
24	Phoenix	W	128-109
26	Chicago	W	97-93
27	at Detroit	L	86-103
29	at Philadelphia	L	89-94

## FEBRUARY

1	Golden State	W	90-88
3	at Boston	L	103-118
4	Philadelphia	W	109-95
9	at L.A. Lakers	W	110-108
11	at Golden State	W	108-107
12	at Phoenix	W	107-102
16	New York	W	117-104
18	Cleveland	W	88-83
21	Sacramento	W	130-112
23	at Atlanta	L	111-131
24	Milwaukee	L	94-97
26	Atlanta	L	101-116
27	at New Jersey	W	106-98

## MARCH

1	at New York	L	96-98
2	at Washington	L	102-111
4	Washington	L	88-95
6	Philadelphia	L	100-105
8	Detroit	W	117-104
11	at Boston <sup>1</sup>	L	112-122
13	Denver	L	100-108
15	Boston	L	113-119
17	Washington	W	99-95
18	at Philadelphia	L	109-129
20	at New Jersey	W	102-96
22	at Detroit	L	104-123
25	New Jersey	W	101-100
26	at Chicago	L	100-109
31	Houston	L	100-102

## APRIL

2	at Cleveland	L	94-108
3	Atlanta	L	100-102
5	Cleveland	W	106-105
8	at Washington	L	100-107
9	at Milwaukee	L	100-105
11	New Jersey	W	95-93
13	at New York	L	107-127
14	Chicago	L	110-116
16	Philadelphia	W	126-92
18	at Cleveland	L	107-112
20	at Atlanta	W	116-98
22	at Detroit	W	103-98
23	New York	L	86-88

<sup>1</sup> at Hartford, Conn.



PLAYER	G	GS	MIN	3-POINT			FTM-FTA	PCT	OR	DR	TR	AST	PF-DQ	STL	TO	BKS	PTS	AVG	
				FGM-FGA	PCT	FGM-FGA													
CHUCK PERSON	80	79	3012	711-1453	.489	63-205	.307	243-307	.792	144	372	516	289	280-12	83	308	18	1728	21.6
WAYMAN TISDALE	48	5	1326	285-564	.505	0-4	.000	198-250	.792	99	211	310	75	181-5	35	107	32	768	16.0
REGGIE MILLER	74	70	2536	398-831	.479	98-244	.402	287-340	.844	73	219	292	227	170-2	93	143	29	1181	16.0
VERN FLEMING	76	69	2552	419-814	.515	3-23	.130	243-304	.799	85	225	310	494	212-4	77	192	12	1084	14.3
LA-SALLE THOMPSON	33	29	1053	169-314	.538	0-0	---	75-93	.806	104	222	326	37	132-6	33	62	39	413	12.5
HERB WILLIAMS	46	46	1567	244-542	.450	0-3	.000	90-126	.714	87	309	396	88	156-3	31	108	80	578	12.6
DETLEF SCHREMPF	32	12	1005	162-315	.514	5-19	.263	146-189	.772	70	159	229	93	102-0	29	77	10	475	14.8
RIK SMITS	82	71	2041	386-746	.517	0-1	.000	184-255	.722	185	315	500	70	310-14	37	130	151	956	11.7
JOHN LONG	44	1	767	128-319	.401	8-20	.400	59-63	.937	16	50	66	65	68-1	29	48	1	323	7.3
SCOTT SKILES	80	13	1571	198-442	.448	20-75	.267	130-144	.903	21	128	149	390	151-1	64	177	2	546	6.8
RANDY WITTMAN	33	11	704	80-169	.473	1-2	.500	12-19	.632	20	34	54	79	31-0	13	20	2	173	5.2
ANTHONY FREDERICK	46	0	313	63-125	.504	2-5	.400	24-34	.706	26	26	52	20	59-0	14	34	6	152	3.3
RICHARD MORTON	2	0	11	3-4	.750	0-0	---	0-0	---	0	0	0	1	2-0	0	1	0	6	3.0
STUART GRAY	72	0	783	72-153	.471	0-1	.000	44-64	.688	84	161	245	29	128-0	11	48	21	188	2.6
GREG DREILING	53	4	396	43-77	.558	0-0	---	43-64	.672	39	53	92	18	100-0	5	39	11	129	2.4
EVERETTE STEPHENS	35	0	209	23-72	.319	2-10	.200	17-22	.773	11	12	23	37	22-0	9	29	4	65	1.9
SEDRIC TONEY	2	0	9	1-5	.200	0-3	.000	0-1	.000	1	1	2	0	1-0	0	2	0	2	1.0
PACERS	82	410	19855	3385-6945	.487	202-615	.328	1795-2275	.789	1065	2497	3562	2012	2105-48	563	1547	418	8767	106.9
OPPONENTS	82	410	19855	3453-7400	.467	167-547	.305	2036-2606	.781	1288	2312	3600	2034	2029-15	836	1206	389	9109	111.1

## 1988-89 SEASON (28-54)

## NOVEMBER

4	Milwaukee	L	103-117
5	Cleveland	L	99-105
8	at Atlanta	L	107-112
11	New York	L	120-121 OT
12	at Cleveland	L	96-121
15	at Utah	L	96-108
16	at Phoenix	L	104-123
18	at L.A. Clippers	L	110-113
19	at Sacramento	L	96-107
22	Milwaukee	W	105-91
25	Washington	L	101-106
26	at Philadelphia	L	114-122
29	Detroit	W	107-98
30	at Detroit	L	111-114

## DECEMBER

3	Philadelphia	L	100-107
7	Portland	W	129-120
9	Sacramento	W	112-105
10	L.A. Lakers	L	105-112
13	Charlotte	W	115-104
14	at Charlotte	L	106-115
16	at Chicago	L	93-100
17	New Jersey	L	92-100
20	at New York	L	113-141
23	at Atlanta	L	114-131
27	at Milwaukee	L	107-120
28	at New Jersey	L	101-118
30	Chicago	L	85-101

## JANUARY

3	at Cleveland	L	98-119
4	Atlanta	W	116-113
6	L.A. Clippers	W	123-88
7	Detroit	W	113-99
11	at Boston	W	127-108
14	New Jersey	L	97-106
15	at Miami	L	117-118 2OT
17	at Chicago	L	96-103
19	Cleveland	L	106-113
20	at Detroit	L	99-132
23	Denver	W	117-102
25	Boston	W	103-94
26	at Washington	L	106-126
28	Golden State	L	112-114
31	at New York	L	111-120

## FEBRUARY

3	Milwaukee	L	91-109
4	New York	L	106-113
8	at Boston	L	102-109
9	at Cleveland	L	99-108
14	Philadelphia	L	108-113
15	at Philadelphia	L	98-113
18	at Charlotte	L	114-119
21	at Milwaukee	L	90-116
23	at Atlanta	L	97-100
24	San Antonio	W	112-93
26	Utah	W	128-99
28	at Seattle	W	108-106

## MARCH

2	at Golden State	W	131-127 OT
3	at L.A. Lakers	L	117-139
5	at Portland	W	121-118 OT
7	Seattle	L	92-110
10	Phoenix	W	121-116
11	at New York	L	95-114
13	at Chicago	L	90-122
14	Detroit	L	117-129
16	Boston	L	99-111
18	Chicago	W	114-103
21	at New Jersey	W	92-89
22	Washington	W	101-92
25	at Washington	L	108-111 OT
27	Cleveland	W	104-102
29	Miami	W	96-89
31	Dallas	L	102-105

## APRIL

2	Atlanta	L	109-132
4	Houston	L	88-90
6	at Denver	L	118-132
8	at San Antonio	W	128-126 OT
10	at Dallas	W	110-103
11	at Houston	L	99-108
13	Chicago	W	109-105
15	Charlotte	W	115-105
18	Atlanta	L	114-121
19	at Detroit	L	105-115
21	Boston	W	120-110
22	at Milwaukee	W	117-110

1989-90

PLAYER	G	GS	MIN	FGM-FGA		PCT	3-POINT FGM-FGA		PCT	FTM-FTA	PCT	OR	DR	TR	AST	PF-DQ	STL	TO	BKS	PTS	AVG
REGGIE MILLER	82	82	3192	661-1287	.514		150-362	.414		544-627	.868	95	200	295	311	175-1	110	222	18	2016	24.6
CHUCK PERSON	77	73	2714	605-1242	.487		94-253	.372		211-270	.781	126	319	445	230	217-1	53	170	20	1515	19.7
DETLEF SCHREMPF	78	18	2573	424-822	.516		17-48	.354		402-490	.820	149	471	620	247	271-6	59	180	16	1267	16.2
RIK SMITS	82	82	2404	515-967	.533		0-1	.000		241-297	.811	135	377	512	142	328-11	45	143	169	1271	15.5
VERN FLEMING	82	82	2876	467-919	.508		12-34	.353		230-294	.782	118	204	322	610	213-1	92	206	10	1176	14.3
LA-SALLE THOMPSON	82	60	2126	223-471	.473		1-5	.200		107-134	.799	175	455	630	106	313-11	65	150	71	554	6.8
MIKE SANDERS	82	13	1531	225-479	.470		5-14	.357		55-75	.733	78	152	230	89	220-1	43	79	23	510	6.2
CALVIN NATT	14	0	164	20-31	.645		0-0	---		17-22	.773	10	25	35	9	14-0	1	5	0	57	4.1
RICKEY GREEN	69	0	927	100-231	.433		1-11	.091		43-51	.843	9	45	54	182	60-0	51	62	1	244	3.5
GEORGE MCCLOUD	44	0	413	45-144	.313		13-40	.325		15-19	.789	12	30	42	45	56-0	19	36	3	118	2.7
RANDY WITTMAN	61	0	544	62-122	.508		1-2	.500		5-6	.833	4	26	30	39	21-0	7	23	4	130	2.1
DYRON NIX	20	0	109	14-39	.359		0-0	---		11-16	.688	8	18	26	5	15-0	3	7	1	39	2.0
GREG DREILING	49	0	307	20-53	.377		0-0	---		25-34	.735	21	66	87	8	69-0	4	19	14	65	1.3
<b>PACERS</b>	<b>82</b>	<b>410</b>	<b>19880</b>	<b>3381-6807</b>	<b>.497</b>		<b>294-770</b>	<b>.382</b>		<b>1906-2335</b>	<b>.816</b>	<b>940</b>	<b>2388</b>	<b>3328</b>	<b>2023</b>	<b>1972-32</b>	<b>552</b>	<b>1342</b>	<b>350</b>	<b>8962</b>	<b>109.3</b>
<b>OPPONENTS</b>	<b>82</b>	<b>410</b>	<b>19880</b>	<b>3486-7225</b>	<b>.482</b>		<b>173-541</b>	<b>.320</b>		<b>1804-2395</b>	<b>.753</b>	<b>1173</b>	<b>2297</b>	<b>3470</b>	<b>1945</b>	<b>2021-16</b>	<b>716</b>	<b>1189</b>	<b>321</b>	<b>8949</b>	<b>109.1</b>

## 1989-90 SEASON (42-40)

## NOVEMBER

3	at Atlanta	W	126-103
4	Cleveland	W	106-98
8	Detroit	W	98-74
10	Miami	W	102-98
15	at L.A. Lakers	L	94-117
17	at Utah	L	100-114
18	at Sacramento	L	102-107
21	Boston	W	119-111
24	at Boston	W	118-111
25	Philadelphia	L	103-111
27	at Milwaukee	W	101-97
29	Utah	W	100-88

## DECEMBER

1	Orlando	W	125-110
6	Denver	W	136-117
8	Chicago	W	106-104
9	at Detroit	L	93-121
12	Minnesota	W	113-112 OT
14	at New Jersey	W	102-78
15	Milwaukee	L	98-103
17	at Portland	L	113-121
19	at L.A. Clippers	L	102-128
20	at Phoenix	W	131-130 OT
22	at Golden State	L	124-150
23	at Seattle	W	98-95
26	Orlando	W	98-90
27	at Orlando	W	106-101
29	Houston	W	103-97
30	Atlanta	W	105-98

## JANUARY

2	at Dallas	L	106-110
3	at Houston	L	103-117
5	at Detroit	L	99-122
6	at Charlotte	L	111-117
8	at Philadelphia	L	116-120
10	Chicago	W	120-113
12	New York	L	96-101 OT
13	Milwaukee	W	111-109
15	Golden State	W	144-105
17	at Miami	L	111-121
19	at Boston	L	104-109
24	L.A. Lakers	L	111-120
26	Miami	W	115-105
27	Cleveland	L	84-91
30	at Orlando	L	111-129
31	Philadelphia	L	108-112

## FEBRUARY

2	Seattle	L	86-87
3	at New York	L	98-112
6	at Denver	W	138-130 OT
8	at San Antonio	W	105-100
13	Charlotte	W	128-105
14	at Cleveland	W	133-131 OT
16	at Minnesota	L	105-111
18	at Washington <sup>1</sup>	L	97-116
21	Atlanta	W	123-96
23	Dallas	L	91-102
25	Portland	W	117-112
27	New Jersey	W	118-113
28	at Atlanta	L	99-102

## MARCH

3	L.A. Clippers	L	105-107
4	at Detroit	L	105-111
6	Washington	W	113-98
9	Phoenix	L	130-134
10	at Chicago	L	105-117
13	San Antonio	L	102-103
16	Atlanta	L	104-106 OT
17	at Cleveland	L	102-118
20	at Miami	W	112-98
21	Milwaukee	W	112-96
23	New Jersey	W	125-109
27	Boston	W	101-96
29	Sacramento	W	111-101

## APRIL

1	at Cleveland	L	91-121
3	at Chicago	L	102-109
4	at Milwaukee	L	116-121
6	at Orlando	W	123-115
8	New York	W	99-97
10	Washington	W	107-105
12	at New York	L	100-108
14	at New Jersey	W	124-113
16	Chicago	W	111-102
18	at Philadelphia	L	113-124
20	Detroit	L	115-121 OT
22	at Washington	W	127-117

## PLAYOFFS

## FIRST ROUND

26	at Detroit	L	92-104
28	at Detroit	L	87-100

## MAY

1	Detroit	L	96-108
---	---------	---	--------

<sup>1</sup> at Baltimore, Md.

PLAYER	G	GS	MIN	FGM-FGA		PCT	3-POINT		FTM-FTA	PCT	OR	DR	TR	AST	PF-DQ	STL	TO	BKS	PTS	AVG
							FGM-FGA	PCT												
REGGIE MILLER	82	82	2972	596-1164		.512	112-322	.348	551-600	.918	81	200	281	331	165-1	109	163	13	1855	22.6
CHUCK PERSON	80	79	2566	620-1231		.504	69-203	.340	165-229	.721	121	296	417	238	221-1	56	184	17	1474	18.4
DETLEF SCHREMPF	82	3	2632	432-831		.520	15-40	.375	441-539	.818	178	482	660	301	262-3	58	175	22	1320	16.1
VERN FLEMING	69	45	1929	356-671		.531	4-18	.222	161-221	.729	83	131	214	369	116-0	76	137	13	877	12.7
MICHAEL WILLIAMS	73	37	1706	261-523		.499	1-7	.143	290-330	.879	49	127	176	348	202-1	150	150	17	813	11.1
RIK SMITS	76	38	1690	342-705		.485	0-0	.000	144-189	.762	116	241	357	84	246-3	24	86	111	828	10.9
LASALLE THOMPSON	82	77	1946	276-565		.488	1-5	.200	72-104	.692	154	409	563	147	265-4	63	168	63	625	7.6
MIKE SANDERS	80	7	1357	206-494		.417	4-20	.200	47-57	.825	73	112	185	106	198-1	37	65	26	463	5.8
GEORGE MCCLOUD	74	0	1070	131-351		.373	43-124	.347	38-49	.776	35	83	118	150	141-1	40	91	11	343	4.6
GREG DREILING	73	42	1031	98-194		.505	0-2	.000	63-105	.600	66	189	255	51	178-1	24	57	29	259	3.5
KENNY WILLIAMS	75	0	527	93-179		.520	0-3	.000	34-50	.680	56	75	131	31	81-0	11	41	31	220	2.9
RANDY WITTMAN	41	0	355	35-79		.443	0-5	.000	4-6	.667	6	27	33	25	9-0	10	10	4	74	1.8
JAWANN OLDHAM	4	0	19	3-6		.500	0-0	.000	0-0	.000	0	3	3	0	1-0	0	0	0	6	1.5
BYRON DINKINS	2	0	5	1-1		1.000	0-0	.000	0-0	.000	0	1	1	0	3-0	0	0	0	2	1.0
<b>PACERS</b>	<b>82</b>	<b>410</b>	<b>19805</b>	<b>3450-6994</b>		<b>.493</b>	<b>249-749</b>	<b>.332</b>	<b>2010-2479</b>	<b>.811</b>	<b>1018</b>	<b>2376</b>	<b>3394</b>	<b>2181</b>	<b>2088-16</b>	<b>658</b>	<b>1355</b>	<b>357</b>	<b>9159</b>	<b>111.7</b>
<b>OPPONENTS</b>	<b>82</b>	<b>410</b>	<b>19805</b>	<b>3577-7299</b>		<b>.490</b>	<b>186-609</b>	<b>.305</b>	<b>1851-2490</b>	<b>.743</b>	<b>1202</b>	<b>2313</b>	<b>3515</b>	<b>2063</b>	<b>2037-21</b>	<b>729</b>	<b>1260</b>	<b>353</b>	<b>9191</b>	<b>112.1</b>

## 1990-91 SEASON (41-41)

## NOVEMBER

2	New Jersey	W	100-81
3	at Atlanta	L	120-121
6	Minnesota	W	98-96
9	Cleveland	W	122-107
10	at Miami	L	105-120
13	Philadelphia	L	100-108
14	at Cleveland	L	95-113
16	Miami	W	106-80
17	at Orlando	L	89-96
21	Detroit	L	100-108 OT
23	Houston	W	112-111
24	at Washington	L	105-107 OT
27	at Milwaukee	L	98-112
28	at Philadelphia	L	106-116
30	at Chicago	L	95-124

## DECEMBER

2	Milwaukee	W	107-103
4	at Minnesota	L	81-83
5	Phoenix	W	126-121
7	Portland	L	105-127
8	Cleveland	W	114-99
11	at Portland	L	96-122
12	at Seattle	L	90-99
15	at Utah	W	124-116
16	at L.A. Lakers	L	112-115
19	Washington	L	112-114 OT
21	Charlotte	W	137-114
22	at Chicago	L	118-128
26	at Boston	L	132-152
29	New Jersey	W	114-105

## JANUARY

2	San Antonio	W	121-109
4	at Atlanta	L	96-111
5	at Houston	L	99-112
8	L.A. Clippers	L	107-122
10	at New York	W	129-122
12	Milwaukee	W	118-110
15	Atlanta	L	106-117
16	at Milwaukee	L	119-126
19	Utah	W	117-104
21	L.A. Lakers	L	114-120
23	at Philadelphia	W	110-109
25	at Washington <sup>1</sup>	W	106-100
30	Charlotte	W	123-105

## FEBRUARY

1	at Miami	L	113-116
2	Seattle	W	106-100
5	at Dallas	L	109-114
7	at San Antonio	L	108-118
12	New York	L	110-114
13	at Detroit	W	105-101
17	Sacramento	W	113-110
19	at Charlotte	W	115-102
20	Orlando	W	122-120 OT
22	at Cleveland	W	106-98
24	Boston	W	115-109
26	at New Jersey	L	104-129
27	Dallas	L	104-108

## MARCH

1	Cleveland	W	118-115
2	Chicago	W	135-114
4	at Boston <sup>2</sup>	L	101-126
5	Charlotte	W	112-101
7	Denver	W	145-125
9	Detroit	L	112-114
12	at Golden State	L	117-129
14	at Sacramento	W	107-103

15	at L.A. Clippers	W	121-109
17	at Denver	W	130-92
18	at Phoenix	L	103-111
20	Miami	W	117-107
22	Boston	W	121-109
23	at Chicago	L	119-133
26	Atlanta	W	123-113
27	at Detroit	L	93-102
31	Golden State	W	127-120 OT

## APRIL

3	Philadelphia	L	104-107
5	Washington	W	117-103
6	at Atlanta	L	110-137
9	at Charlotte	W	122-120
10	Chicago	L	96-101
12	at New York	L	108-112
14	Detroit	W	125-107
16	at New Jersey	W	132-126
19	New York	W	130-118
20	at Milwaukee	L	100-133

## PLAYOFFS

## FIRST ROUND

26	at Boston	L	120-127
28	at Boston	W	130-118

## MAY

1	Boston	L	105-112
3	Boston	W	116-113
5	at Boston	L	121-124

<sup>1</sup> at Baltimore, Md.<sup>2</sup> at Hartford, Conn.

1991-92

PLAYER	G	GS	MIN	FGM-FGA		PCT	3-POINT		FTM-FTA	PCT	OR	DR	TR	AST	PF-DQ	STL	TO	BKS	PTS	AVG
							FGM-FGA	PCT												
REGGIE MILLER	82	82	3120	562-1121	.501		129-341	.378	442-515	.858	82	236	318	314	210-1	105	157	26	1695	20.7
CHUCK PERSON	81	81	2923	616-1284	.480		132-354	.373	133-197	.675	114	312	426	382	247-5	68	216	18	1497	18.5
DETLEF SCHREMPF	80	4	2605	496-925	.536		23-71	.324	365-441	.828	202	568	770	312	286-4	62	191	37	1380	17.3
MICHAEL WILLIAMS	79	76	2750	404-824	.490		8-33	.242	372-427	.871	73	209	282	647	262-7	233	240	22	1188	15.0
RIK SMITS	74	55	1772	436-855	.510		0-2	.000	152-193	.788	124	293	417	116	231-4	29	130	100	1024	13.8
VERN FLEMING	82	6	1737	294-610	.482		6-27	.222	132-179	.737	69	140	209	266	134-0	56	140	7	726	8.9
GEORGE McCLOUD	51	5	892	128-313	.409		32-94	.340	50-64	.781	45	87	132	116	95-1	26	62	11	338	6.6
DALE DAVIS	64	23	1301	154-279	.552		0-1	.000	87-152	.572	158	252	410	30	191-2	27	49	74	395	6.2
LASALLE THOMPSON	80	49	1299	168-359	.468		0-2	.000	58-71	.817	98	283	381	102	207-0	52	98	34	394	4.9
KENNY WILLIAMS	60	6	565	113-218	.518		0-4	.000	26-43	.605	64	65	129	40	99-0	20	22	41	252	4.2
SEAN GREEN	35	0	256	62-158	.392		2-10	.200	15-28	.536	22	20	42	22	31-0	13	27	6	141	4.0
MIKE SANDERS	10	0	81	11-22	.500		0-0	.000	5-6	.833	0	8	8	11	8-0	2	6	1	27	2.7
JEROME LANE	3	0	30	3-5	.600		0-0	.000	0-6	.000	9	9	18	4	9-0	0	3	0	6	2.0
GREG DREILING	60	23	509	43-87	.494		1-1	1.000	30-40	.750	22	74	96	25	123-1	10	31	16	117	2.0
RANDY WITTMAN	24	0	115	8-19	.421		0-0	.000	1-2	.500	1	8	9	11	4-0	2	3	0	17	0.7
<b>PACERS</b>	<b>82</b>	<b>410</b>	<b>19955</b>	<b>3498-7079</b>	<b>.494</b>		<b>333-940</b>	<b>.354</b>	<b>1868-2364</b>	<b>.790</b>	<b>1083</b>	<b>2564</b>	<b>3647</b>	<b>2398</b>	<b>2137-25</b>	<b>705</b>	<b>1402</b>	<b>393</b>	<b>9197</b>	<b>112.2</b>
<b>OPPONENTS</b>	<b>82</b>	<b>410</b>	<b>19955</b>	<b>3425-7312</b>	<b>.468</b>		<b>216-640</b>	<b>.338</b>	<b>1976-2627</b>	<b>.752</b>	<b>1241</b>	<b>2325</b>	<b>3566</b>	<b>2165</b>	<b>1984-21</b>	<b>816</b>	<b>1247</b>	<b>386</b>	<b>9042</b>	<b>110.3</b>

## 1991-92 SEASON (40-42)

## NOVEMBER

1	Washington	L	103-109
2	Utah	W	127-112
5	at Phoenix	W	111-105
6	at Sacramento	L	102-112
8	at Portland	L	96-121
9	at Seattle	L	111-118
11	at L.A. Clippers	L	97-106
13	New York	W	110-107
15	Seattle	L	108-124
16	at Cleveland	L	117-127
18	Detroit	W	118-101
20	at Boston	L	101-116
22	at Charlotte	L	110-112
23	Miami	W	119-83
27	at Dallas	L	106-113
29	Houston	W	141-121
30	at Milwaukee	L	119-137

## DECEMBER

3	at Detroit	W	108-99
4	Phoenix	L	108-114
6	Milwaukee	W	126-106
7	Portland	L	112-115
10	San Antonio	W	109-102
13	Dallas	W	124-108
14	Denver	W	129-108
17	at Atlanta	L	113-117
18	at Miami	L	112-118 OT
21	New Jersey	W	118-109 OT
26	Philadelphia	L	110-113
28	at New York	L	106-115 OT
30	Chicago	L	104-109

## JANUARY

3	at L.A. Lakers	W	114-87
4	at Golden State	L	121-140
6	at Utah	L	108-124
8	L.A. Clippers	L	102-104
11	Atlanta	W	138-115
14	at Washington	L	118-127 2OT
15	Detroit	L	104-118
17	Orlando	L	120-127
18	Miami	W	127-103
20	at New York	L	97-105
22	at Cleveland	L	115-119 OT
24	Cleveland	L	102-104
25	at Charlotte	L	105-107
29	at Philadelphia	W	115-90
31	Atlanta	W	115-106 OT

## FEBRUARY

2	at Denver	W	128-122
3	at Houston	L	111-122
6	at San Antonio	W	117-106
11	at Orlando	W	100-98
12	New York	L	104-111
14	Milwaukee	W	107-100
15	at Minnesota	W	117-101
17	Charlotte	W	128-117
19	Sacramento	W	129-115
21	at New Jersey	L	101-105
23	Boston	W	102-95
26	at Boston	L	109-130
28	Orlando	W	114-109
29	at Charlotte	L	119-121

## MARCH

3	at Chicago	W	103-101
4	at Detroit	L	107-110 OT
6	at Atlanta	W	115-113 OT
7	Minnesota	W	108-97
10	Washington	W	101-91
11	at Philadelphia	L	93-111
13	at Orlando	L	97-98
16	L.A. Lakers	W	98-85
18	at Miami	W	116-111 OT
20	Milwaukee	W	102-97 OT
22	Philadelphia	W	108-100
24	at Cleveland	L	113-128
25	at Washington	W	131-109
27	Golden State	L	117-125

## APRIL

1	Atlanta	W	137-117
3	Boston	W	101-97
5	New Jersey	L	120-128
8	at Milwaukee	W	122-107
10	Chicago	L	96-108
11	at Chicago	L	106-108
14	Charlotte	W	123-96
16	at New Jersey	W	119-113
17	Cleveland	L	102-107

## PLAYOFFS

## FIRST ROUND

23	at Boston	L	113-124
25	at Boston	L	112-119
27	Boston	L	98-102

PLAYER	G	GS	MIN	FGM-FGA		PCT	3-POINT		FTM-FTA	PCT	OR	DR	TR	AST	PF-DQ	STL	TO	BKS	PTS	AVG
							FGM-FGA	PCT												
REGGIE MILLER	82	82	2954	571-1193		.479	167-419	.399	427-485	.880	67	191	258	262	182-0	120	145	26	1736	21.2
DETLEF SCHREMPF	82	60	3098	517-1085		.476	8-52	.154	525-653	.804	210	570	780	493	305-3	79	243	27	1567	19.1
RIK SMITS	81	81	2072	494-1017		.486	0-0	.000	167-228	.732	126	306	432	121	285-5	27	147	75	1155	14.3
POOH RICHARDSON	74	73	2396	337-703		.479	3-29	.103	92-124	.742	63	204	267	573	132-1	94	167	12	769	10.4
VERN FLEMING	75	8	1503	280-554		.505	7-36	.194	143-197	.726	63	106	169	224	126-1	63	121	9	710	9.5
DALE DAVIS	82	82	2264	304-535		.568	0-0	.000	119-225	.529	291	432	723	69	274-5	63	79	148	727	8.9
GEORGE MCCLOUD	78	21	1500	216-524		.412	58-181	.320	75-102	.735	60	145	205	192	165-0	53	107	11	565	7.2
SAM MITCHELL	81	1	1402	215-483		.445	4-23	.174	150-185	.811	93	155	248	76	207-1	23	51	10	584	7.2
KENNY WILLIAMS	57	0	844	150-282		.532	0-3	.000	48-68	.706	102	126	228	38	87-1	21	28	45	348	6.1
MALIK SEALY	58	2	672	136-319		.426	7-31	.226	51-74	.689	60	52	112	47	74-0	36	58	7	330	5.7
SEAN GREEN	13	0	81	28-55		.509	3-10	.300	3-4	.750	4	5	9	7	11-0	2	9	1	62	4.8
LaSALLE THOMPSON	63	0	730	104-213		.488	0-1	.000	29-39	.744	55	123	178	34	137-0	29	47	24	237	3.8
GREG DREILING	43	0	239	19-58		.328	0-4	.000	8-15	.533	26	40	66	8	60-0	5	9	8	46	1.1
<b>PACERS</b>	<b>82</b>	<b>410</b>	<b>19755</b>	<b>3371-7022</b>		<b>.480</b>	<b>257-789</b>	<b>.326</b>	<b>1837-2399</b>	<b>.766</b>	<b>1220</b>	<b>2455</b>	<b>3675</b>	<b>2144</b>	<b>2045-17</b>	<b>615</b>	<b>1256</b>	<b>403</b>	<b>8836</b>	<b>107.8</b>
<b>OPPONENTS</b>	<b>82</b>	<b>410</b>	<b>19755</b>	<b>3262-6955</b>		<b>.469</b>	<b>216-706</b>	<b>.306</b>	<b>1957-2635</b>	<b>.743</b>	<b>1189</b>	<b>2345</b>	<b>3534</b>	<b>1987</b>	<b>1979-28</b>	<b>693</b>	<b>1178</b>	<b>387</b>	<b>8697</b>	<b>106.1</b>

## 1992-93 SEASON (41-41)

## NOVEMBER

7	Detroit	L	87-89
9	at Chicago	L	97-102
11	Philadelphia	W	120-114
13	Charlotte	W	110-109
14	at Detroit	W	104-100
17	Denver	W	128-98
20	Utah	L	95-97
21	at Milwaukee	L	95-105
24	Miami	W	114-82
25	at Miami	L	93-110
27	Orlando	L	116-130
28	at Charlotte	W	134-122

## DECEMBER

1	at Atlanta	L	107-119
2	Portland	L	103-112
4	Atlanta	W	122-106
5	at Washington	W	111-109
8	at Golden State	W	125-115
10	at Sacramento	W	106-99
11	at Portland	W	134-124 2OT
13	at L.A. Clippers	L	101-112
16	Boston	W	114-91
18	at Detroit	L	106-122
19	New Jersey	W	124-110
21	at Philadelphia	L	101-113
23	at Cleveland	L	104-118
26	Chicago	L	84-95
29	at New York	L	91-97
30	New York	L	90-94

## JANUARY

2	at Chicago	L	100-109
5	L.A. Clippers	W	114-106
6	at Boston	L	94-103
9	at Orlando	W	104-88
12	Philadelphia	W	112-93
15	Cleveland	L	120-132
16	Golden State	W	117-116
18	at New Jersey	L	97-100
19	Washington	W	116-96
21	Milwaukee	L	108-110
23	Houston	L	100-113
24	at Charlotte	W	112-105
27	at Philadelphia	W	127-125 OT
28	L.A. Lakers	W	127-110
30	Detroit	W	110-106

## FEBRUARY

2	at Houston	L	104-115
4	at San Antonio	L	115-133
5	at Dallas	L	104-105
10	Chicago	L	104-115
12	Minnesota	L	100-102
13	at Milwaukee	L	115-117
15	at Cleveland	L	105-110
17	Sacramento	W	125-99
23	Boston	W	113-86
24	at Washington	L	101-105
26	Charlotte	W	137-105
28	Dallas	W	110-96

## MARCH

2	San Antonio	W	109-95
4	Atlanta	W	136-111
7	at Miami	L	99-114
8	Seattle	W	105-99
10	at Orlando	L	106-119
14	at New York	L	90-121
17	Milwaukee	W	114-91
19	Charlotte	W	112-108
21	at Phoenix	W	109-108
23	at Utah	L	101-119
25	at Seattle	W	120-117
27	at Denver	L	106-123
28	at L.A. Lakers	L	90-92
31	Washington	W	114-95

## APRIL

2	Orlando	W	118-102
4	Phoenix	L	100-110
6	at New Jersey	W	98-85
7	at Minnesota	W	113-105
10	Chicago	L	87-92
13	at Boston	L	90-96
14	New Jersey	W	109-90
16	New York	W	100-94
18	at Milwaukee	W	108-98
20	at Atlanta	L	102-111
21	Cleveland	L	95-111
23	at Detroit	L	104-109
24	Miami	W	94-88

## PLAYOFFS

## FIRST ROUND

30	at New York	L	104-107
----	-------------	---	---------

## MAY

2	at New York	L	91-101
4	New York	W	116-93
6	New York	L	100-109 OT

## ALL-TIME RESULTS

1993-94

PLAYER	G	GS	MIN	FGM-FGA		PCT	3-POINT		FTM-FTA	PCT	OR	DR	TR	AST	PF-DQ	STL	TO	BKS	PTS	AVG
REGGIE MILLER	79	79	2638	524-1042		.503	123-292	.421	403-444	.908	30	182	212	248	193-2	119	175	24	1574	19.9
RIK SMITS	78	75	2113	493-923		.534	0-1	.000	238-300	.793	135	348	483	156	281-11	49	151	82	1224	15.7
DERRICK MCKEY	76	76	2613	355-710		.500	9-31	.290	192-254	.756	129	273	402	327	248-1	111	228	49	911	12.0
DALE DAVIS	66	64	2292	308-582		.529	0-1	.000	155-294	.527	280	438	718	100	214-1	48	102	106	771	11.7
BYRON SCOTT	67	2	1197	256-548		.467	27-74	.365	157-195	.805	19	91	110	133	80-0	62	103	9	696	10.4
POOH RICHARDSON	37	25	1022	160-354		.452	3-12	.250	47-77	.610	28	82	110	237	78-0	32	88	3	370	10.0
ANTONIO DAVIS	81	4	1732	216-425		.508	0-1	.000	194-302	.642	190	315	505	55	189-1	45	107	84	626	7.7
H. WORKMAN	65	52	1714	195-460		.424	18-56	.321	93-116	.802	32	172	204	404	152-0	85	151	4	501	7.7
MALIK SEALY	43	5	623	111-274		.405	4-16	.250	59-87	.678	43	75	118	48	84-0	31	51	8	285	6.6
VERN FLEMING	55	5	1053	147-318		.462	0-4	.000	64-87	.736	27	96	123	173	98-1	40	87	6	358	6.5
KENNY WILLIAMS	68	1	982	191-391		.488	0-4	.000	45-64	.703	93	112	205	52	99-0	24	45	49	427	6.3
SAM MITCHELL	75	18	1084	140-306		.458	0-5	.000	82-110	.745	71	119	190	65	152-1	33	50	9	362	4.8
LESTER CONNER	11	0	169	14-38		.368	0-3	.000	3-6	.500	10	14	24	31	12-0	14	9	1	31	2.8
GERALD PADDIO	7	1	55	9-23		.391	0-0	.000	1-2	.500	0	5	5	4	2-0	1	4	0	19	2.7
LASALLE THOMPSON	30	1	282	27-77		.351	0-0	.000	16-30	.533	26	49	75	16	59-1	10	23	8	70	2.3
SCOTT HASKIN	27	2	186	21-45		.467	0-0	.000	13-19	.684	17	38	55	6	33-0	2	13	15	55	2.0
<b>PACERS</b>	<b>82</b>	<b>410</b>	<b>19755</b>	<b>3167-6516</b>		<b>.486</b>	<b>184-500</b>	<b>.368</b>	<b>1762-2387</b>	<b>.738</b>	<b>1130</b>	<b>2409</b>	<b>3539</b>	<b>2055</b>	<b>1974-19</b>	<b>706</b>	<b>1440</b>	<b>457</b>	<b>8280</b>	<b>101.0</b>
<b>OPPONENTS</b>	<b>82</b>	<b>410</b>	<b>19755</b>	<b>2978-6614</b>		<b>.450</b>	<b>273-815</b>	<b>.335</b>	<b>1768-2422</b>	<b>.730</b>	<b>1132</b>	<b>2153</b>	<b>3285</b>	<b>1902</b>	<b>1986-23</b>	<b>826</b>	<b>1340</b>	<b>389</b>	<b>7997</b>	<b>97.5</b>

## 1993-94 SEASON (47-35)

## NOVEMBER

5	at Atlanta	L	110-116
6	Detroit	L	107-113
9	at Orlando	L	98-104
11	at New Jersey	W	108-105 OT
12	New York	L	84-103
16	Charlotte	L	93-102
18	Houston	L	83-99
20	Boston	W	100-94
22	at Boston <sup>1</sup>	W	102-71
24	Philadelphia	L	97-108
26	L.A. Lakers	L	100-102
29	at Sacramento	W	105-103

## DECEMBER

1	at L.A. Clippers	W	120-100
2	at Utah	L	87-103
4	at Golden State	L	92-99
7	Sacramento	W	105-87
9	Orlando	W	111-105
11	at New York	L	91-98
14	Washington	W	106-87
16	at Atlanta	W	99-81
18	New Jersey	W	108-98
20	at Phoenix	L	94-102
21	at Seattle	L	88-91
23	at Portland	L	96-108
26	at Cleveland	L	103-107 OT
30	San Antonio	L	82-107

## JANUARY

4	Cleveland	W	104-99
5	at Washington	L	95-97
8	at Detroit	W	101-92
11	at Milwaukee	W	82-76
12	Denver	W	107-96
14	at Philadelphia	L	102-104 OT
15	Atlanta	W	94-91
19	Miami	W	109-92
21	at Chicago	L	95-96
22	Chicago	L	81-90
24	Milwaukee	L	88-96

26	at L.A. Lakers	L	99-103
27	at Denver	L	106-113
29	at Houston	W	119-108

## FEBRUARY

1	Washington	W	116-96
2	at Charlotte	W	124-112
4	Minnesota	W	114-93
5	Charlotte	W	111-102
7	Golden State	W	104-99
9	at Miami	W	102-98
15	at San Antonio	L	100-109
17	at Dallas	W	84-73
20	Seattle	W	101-95
22	Dallas	W	107-101
23	at Orlando	L	99-103
25	Detroit	W	110-90
26	at Chicago	W	96-86

## MARCH

1	Portland	W	106-94
4	New Jersey	W	126-110
5	at Atlanta	L	88-90
9	at Milwaukee	W	105-94
11	at New Jersey	L	73-87
12	Milwaukee	W	104-97
15	at New York	L	82-88
16	Phoenix	W	109-98
18	Atlanta	L	78-81
19	Utah	W	107-103
22	at Cleveland	L	61-93
23	Cleveland	W	78-77
25	New York	L	82-85
26	at Chicago	L	88-90
28	L.A. Clippers	W	126-93
30	at Boston	W	103-99

## APRIL

1	at Miami	L	91-101
2	Orlando	W	128-113
5	Detroit	W	105-89
6	at Charlotte	L	90-129
8	Chicago	L	94-100
11	Boston	W	121-108
13	at Philadelphia	W	115-87
15	at Minnesota	W	130-112
17	at Detroit	W	104-99
19	at Washington	W	111-110
20	Cleveland	W	109-98
22	Philadelphia	W	133-88
23	Miami	W	114-81

## PLAYOFFS

## FIRST ROUND

28	at Orlando	W	89-88
30	at Orlando	W	103-101

## MAY

2	Orlando	W	99-86
---	---------	---	-------

## EASTERN CONFERENCE SEMIFINALS

10	at Atlanta	W	96-85
12	at Atlanta	L	69-92
14	Atlanta	W	101-81
15	Atlanta	W	102-86
17	at Atlanta	L	76-88
19	Atlanta	W	97-79

## EASTERN CONFERENCE FINALS

24	at New York	L	89-100
26	at New York	L	78-89
28	New York	W	88-68
30	New York	W	83-77

## JUNE

1	at New York	W	93-86
3	New York	L	91-98
5	at New York	L	90-94

<sup>1</sup> at Hartford, Conn.

PLAYER	G	GS	MIN	3-POINT			FTM-FTA	PCT	OR	DR	TR	AST	PF-DQ	STL	TO	BKS	PTS	AVG	
				FGM-FGA	PCT	FGM-FGA													
REGGIE MILLER	81	81	2665	505-1092	.462	195-470	.415	383-427	.897	30	180	210	242	157-0	98	151	16	1588	19.6
RIK SMITS	78	78	2381	558-1060	.526	0-2	.000	284-377	.753	192	409	601	111	278-6	40	189	79	1400	17.9
DERRICK McKEY	81	81	2805	411-833	.493	32-89	.360	221-297	.744	125	269	394	276	260-5	125	168	49	1075	13.3
DALE DAVIS	74	70	2346	324-576	.563	0-1	.000	138-259	.533	259	438	696	58	222-2	72	124	116	786	10.6
BYRON SCOTT	80	1	1528	265-583	.455	79-203	.389	193-227	.850	18	133	151	108	123-1	61	119	13	802	10.0
ANTONIO DAVIS	44	1	1030	109-245	.445	0-0	.000	117-174	.672	105	175	280	25	134-2	19	64	29	335	7.6
MARK JACKSON	82	67	2402	239-566	.422	27-87	.310	119-153	.778	73	233	306	616	148-0	105	210	16	624	7.6
SAM MITCHELL	81	12	1377	201-413	.487	1-10	.100	126-174	.724	95	148	243	61	206-0	43	54	20	529	6.5
VERN FLEMING	55	1	686	93-188	.495	0-7	.000	65-90	.722	20	68	88	109	80-0	27	43	1	251	4.6
H. WORKMAN	69	14	1028	101-269	.375	35-98	.357	55-74	.743	21	90	111	194	115-0	59	73	5	292	4.2
DUANE FERRELL	56	1	607	83-173	.480	1-6	.167	64-85	.753	50	38	88	31	79-0	26	43	6	231	4.1
LaSALLE THOMPSON	38	3	453	49-118	.415	0-0	.000	14-16	.875	28	61	89	18	76-0	18	33	10	112	2.9
JOHN WILLIAMS	34	0	402	41-115	.357	4-12	.333	14-25	.560	23	39	62	27	48-0	10	35	2	100	2.9
MARK STRICKLAND	4	0	9	1-3	.333	0-0	.000	1-2	.500	2	2	4	0	0-0	0	1	1	3	0.8
GREG KITE	9	0	61	3-14	.214	0-0	.000	2-10	.200	10	8	18	1	13-0	0	5	0	8	0.9
PACERS	82	410	19780	2983-6248	.477	374-985	.380	1796-2390	.751	1051	2290	3341	1877	1939-16	703	1340	363	8136	99.2
OPPONENTS	82	410	19780	2921-6408	.456	475-1304	.364	1516-2089	.726	1048	2156	3204	1804	2058-24	691	1370	416	7833	95.5

## 1994-95 SEASON (52-30)

## NOVEMBER

4	at Atlanta	W	94-92
5	Boston	W	112-103
9	Houston	L	104-109
10	at Detroit	L	110-112
12	at Cleveland	W	93-86
15	at Milwaukee	L	81-82
18	Seattle	W	94-87
19	at Charlotte	W	102-89
24	Golden State	W	123-96
25	Milwaukee	W	111-106
27	at Portland	L	89-99
28	at Seattle	L	99-118

## DECEMBER

1	at L.A. Clippers	W	93-84
3	at Golden State	W	118-107
6	Detroit	W	90-83
9	at Philadelphia	W	94-88
10	Miami	W	117-103
13	at Cleveland	L	83-90
14	Atlanta	W	81-79
16	Charlotte	W	93-91
20	at Charlotte	L	95-99
21	Chicago	W	107-99
23	at Chicago	L	92-116
27	at Denver	W	95-91
28	at Utah	L	95-117
30	New Jersey	W	96-79

## JANUARY

3	at New Jersey	L	103-114
4	Washington	W	94-90
6	at Dallas	L	92-103
7	at Houston	W	88-83
10	at New York	L	105-117
11	at Boston	L	97-100
13	at Washington	W	113-99
14	Milwaukee	L	95-97
16	Utah	L	98-99 OT
18	L.A. Lakers	W	106-105

20	Atlanta	W	99-89
22	San Antonio	W	98-93
24	at Miami	L	96-107
26	Phoenix	L	86-92
28	Philadelphia	W	106-103 OT

## FEBRUARY

1	Cleveland	W	101-82
3	Orlando	W	118-106
4	at Cleveland	L	73-82
7	at Charlotte	W	95-92 OT
8	New York	L	77-96
14	at Orlando	L	92-111
15	Detroit	W	114-88
17	at Minnesota	W	110-78
19	Miami	W	106-87
22	at New Jersey	W	113-94
24	at Milwaukee	W	98-86
26	Dallas	W	100-92
27	at Boston	W	108-97

## MARCH

1	at Detroit	L	79-92
3	at Washington	L	106-111
4	Boston	L	101-107
7	at San Antonio	W	117-100
9	at Sacramento	W	109-94
10	at Phoenix	W	112-97
13	at L.A. Lakers	L	91-93
15	Milwaukee	W	117-108
17	Orlando	W	107-97
19	Chicago	W	103-96 OT
21	at Miami	L	95-97
22	L.A. Clippers	W	107-103
24	Sacramento	W	103-96
25	at Philadelphia	W	84-75
27	New Jersey	W	98-87
29	Cleveland	W	107-96
31	Denver	L	92-107

## APRIL

2	Portland	W	104-93
4	at New York	W	94-90
5	Washington	W	102-90
7	at Atlanta	L	90-102
9	Charlotte	W	97-68
11	at Chicago	L	89-96
14	New York	L	84-88
16	Minnesota	W	114-75
19	Philadelphia	W	103-91
21	at Orlando	L	86-110
23	Atlanta	W	103-87

## PLAYOFFS

## FIRST ROUND

27	Atlanta	W	90-82
29	Atlanta	W	105-97

## MAY

2	at Atlanta	W	105-89
---	------------	---	--------

## EASTERN CONFERENCE SEMIFINALS

7	at New York	W	107-105
9	at New York	L	77-96
11	New York	W	97-95 OT
13	New York	W	98-84
17	at New York	L	95-96
19	New York	L	82-92
21	at New York	W	97-95

## EASTERN CONFERENCE FINALS

23	at Orlando	L	101-105
25	at Orlando	L	114-119
27	Orlando	W	105-100
29	Orlando	W	94-93
31	at Orlando	L	106-108

## JUNE

2	Orlando	W	123-96
4	at Orlando	L	81-105



PLAYER	G	GS	MIN	FGM-FGA	PCT	3-POINT		FTM-FTA	PCT	OR	DR	TR	AST	PF-DQ	STL	TO	BKS	PTS	AVG
						FGM-FGA	PCT												
REGGIE MILLER	76	76	2621	504-1066	.473	168-410	.410	430-498	.863	38	176	214	253	175-0	77	189	13	1606	21.1
RIK SMITS	63	63	1901	466-894	.521	1-5	.200	231-293	.788	119	314	433	110	226-5	21	160	45	1164	18.5
DERRICK McKEY	75	75	2440	346-712	.486	17-68	.250	170-221	.769	123	238	361	262	246-4	83	143	44	879	11.7
DALE DAVIS	78	77	2617	334-599	.558	0-0	---	135-289	.467	252	457	709	76	238-0	56	119	112	803	10.3
MARK JACKSON	81	81	2643	296-626	.473	64-149	.430	150-191	.785	66	241	307	635	153-0	100	201	5	806	10.0
RICKY PIERCE	76	2	1404	264-590	.447	35-104	.337	174-205	.849	40	96	136	101	188-1	57	93	6	737	9.7
ANTONIO DAVIS	82	14	2092	236-482	.490	1-2	.500	246-345	.713	188	313	501	43	248-6	33	87	66	719	8.8
EDDIE JOHNSON	62	1	1002	180-436	.413	45-128	.352	70-79	.886	45	108	153	69	104-1	20	56	4	475	7.7
TRAVIS BEST	59	1	571	69-163	.423	8-25	.320	75-90	.833	11	33	44	97	80-0	20	63	3	221	3.7
DUANE FERRELL	54	6	591	80-166	.482	0-8	.000	42-57	.737	32	61	93	30	83-0	23	34	3	202	3.7
H. WORKMAN	77	4	1164	101-259	.390	23-71	.324	54-73	.740	27	97	124	213	152-0	65	93	4	279	3.6
D. SCHINTZIUS	33	8	297	49-110	.445	0-0	---	13-21	.619	23	55	78	14	53-0	9	19	12	111	3.4
ADRIAN CALDWELL	51	1	327	46-83	.554	0-0	---	18-36	.500	42	68	110	6	73-0	9	35	5	110	2.2
FRED HOIBERG	15	1	85	8-19	.421	1-3	.333	15-18	.833	4	5	9	8	12-0	6	7	1	32	2.1
PACERS	82	410	19755	2979-6205	.480	363-973	.373	1823-2416	.755	1010	2262	3272	1917	2031-17	579	1335	323	8144	99.3
OPPONENTS	82	410	19755	2841-6291	.452	493-1368	.360	1703-2302	.740	1004	2051	3055	1726	2041-27	663	1259	420	7878	96.1

## 1995-96 SEASON (52-30)

## NOVEMBER

3	at Atlanta	W	111-106
4	Toronto	W	97-89
7	at Cleveland	W	104-101
9	at New York	L	95-103
10	Sacramento	L	95-119
15	at Miami	W	103-97
16	at Orlando	L	80-89
18	Seattle	W	118-104
23	Houston	L	108-115
24	Cleveland	L	93-100
28	at Seattle	W	102-101
30	at Sacramento	L	95-105

## DECEMBER

2	at Golden State	L	97-100
3	at L.A. Lakers	L	96-104
5	Philadelphia	W	108-91
8	at New Jersey	L	89-91
10	L.A. Clippers	W	111-104
12	Denver	W	125-92
14	at Toronto	W	102-100
15	Milwaukee	W	112-95
17	at Milwaukee	L	80-84
20	L.A. Lakers	W	109-98
22	Dallas	W	90-79
23	at Cleveland	L	96-97
26	Chicago	W	103-97
28	Miami	W	91-77
29	at Chicago	L	93-120

## JANUARY

2	at Denver	W	102-87
3	at L.A. Clippers	W	110-94
5	at San Antonio	W	105-92
6	at Houston	L	87-99
9	at Dallas	W	91-84
11	Milwaukee	W	96-88
13	Minnesota	W	103-94
16	at Toronto	W	110-102
17	at Atlanta	L	93-102
19	Detroit	W	89-81
21	Washington	W	106-96
23	Phoenix	W	117-102
24	at Milwaukee	W	97-89
26	at Boston	W	107-90
27	Orlando	W	102-79
30	Atlanta	W	107-90

## FEBRUARY

1	at Detroit	L	70-87
2	Boston	W	116-108
4	New York	W	90-83
7	at Philadelphia	L	101-102
13	New Jersey	L	92-101
14	at New Jersey	L	87-88
16	at Washington	W	95-94
18	Chicago	L	102-110
21	Orlando	L	97-99
23	Philadelphia	W	102-95
24	at Charlotte	W	104-90
26	at Boston	W	122-119 OT
27	Portland	W	101-87
29	Golden State	W	94-85

## MARCH

3	Charlotte	W	103-101
5	at Phoenix	L	95-108
6	at Utah	L	94-101
8	at Vancouver	W	94-80
10	at Portland	L	103-113 2OT
15	Utah	L	86-95
17	Toronto	W	105-96
19	at Charlotte	L	94-102
20	at New York	L	99-102
22	Vancouver	W	111-94
24	San Antonio	L	88-100
26	Boston	W	103-96
27	at Washington	W	99-93
29	at Minnesota	L	91-93
31	New Jersey	W	118-100

## APRIL

2	New York	L	86-90
3	at Philadelphia	W	102-87
6	Miami	W	99-95
8	Atlanta	W	97-95
12	at Orlando	W	111-101
13	Detroit	W	91-86
15	Charlotte	W	90-87
17	at Detroit	L	93-102
20	at Chicago	W	100-99
21	Cleveland	W	89-88

## PLAYOFFS

## FIRST ROUND

25	Atlanta	L	80-92
27	Atlanta	W	102-94 OT
29	at Atlanta	L	83-90

## MAY

2	at Atlanta	W	83-75
5	Atlanta	L	87-89

PLAYER	G	GS	MIN	FGM-FGA	PCT	3-POINT		FTM-FTA	PCT	OR	DR	TR	AST	PF-DQ	STL	TO	BKS	PTS	AVG
						FGM-FGA	PCT												
REGGIE MILLER	81	81	2966	552-1244	.444	229-536	.427	418-475	.880	53	233	286	273	172-1	75	166	25	1751	21.6
RIK SMITS	52	52	1518	356-733	.486	2-8	.250	173-217	.797	105	256	361	67	175-3	22	126	59	887	17.1
ANTONIO DAVIS	82	28	2335	308-641	.481	1-14	.071	241-362	.666	190	408	598	65	260-4	42	141	84	858	10.5
DALE DAVIS	80	76	2589	370-688	.538	0-0	---	92-215	.428	301	471	772	59	233-3	60	108	77	832	10.4
TRAVIS BEST	76	46	2064	274-620	.442	57-155	.368	149-197	.756	36	130	166	318	221-3	98	153	5	754	9.9
MARK JACKSON	30	30	1053	97-227	.427	18-57	.316	59-77	.766	20	104	124	294	57-0	46	102	3	271	9.0
DERRICK MCKEY	50	49	1449	148-379	.391	15-58	.259	89-123	.724	80	161	241	135	141-1	47	83	30	400	8.0
JALEN ROSE	66	6	1188	172-377	.456	21-72	.292	117-156	.750	27	94	121	155	136-1	57	107	18	482	7.3
DUANE FERRELL	62	18	1115	159-337	.472	18-44	.409	58-94	.617	57	84	141	66	120-0	38	55	6	394	6.4
VINCENT ASKEW	41	0	822	79-183	.432	7-24	.292	68-86	.791	25	73	98	90	122-5	17	42	6	233	5.7
H. WORKMAN	4	2	81	11-20	.550	0-3	.000	0-1	.000	4	3	7	11	10-0	3	5	0	22	5.5
EDDIE JOHNSON	28	0	306	59-136	.434	9-28	.321	20-27	.741	3	37	40	17	33-0	5	17	1	147	5.3
ERICK DAMPIER	72	21	1052	131-336	.390	1-1	1.000	107-168	.637	96	198	294	43	153-1	19	84	73	370	5.1
FRED HOIBERG	47	0	573	67-156	.429	29-70	.414	61-77	.792	13	68	81	41	51-0	27	22	6	224	4.8
JEROME ALLEN	51	1	692	57-147	.388	23-59	.390	27-47	.574	13	52	65	109	67-0	27	56	0	164	3.2
REGGIE WILLIAMS	2	0	33	2-9	.222	0-1	.000	1-2	.500	1	6	7	2	5-0	0	2	0	5	2.5
DARVIN HAM	1	0	5	1-1	1.000	0-0	---	1-2	.500	0	0	0	0	0-0	1	1	0	3	3.0
BRENT SCOTT	16	0	55	8-17	.471	0-0	---	3-6	.500	3	6	9	3	14-0	1	4	1	19	1.2
LaSALLE THOMPSON	9	0	35	0-3	.000	0-0	---	3-4	.750	2	6	8	2	7-0	0	2	0	3	0.3
PACERS	82	410	19930	2851-6254	.456	430-1130	.381	1687-2336	.722	1029	2390	3419	1750	1977-22	585	1338	394	7819	95.4
OPPONENTS	82	410	19930	2799-6357	.440	499-1440	.347	1642-2182	.753	1004	2261	3265	1737	1952-29	693	1289	418	7739	94.4

## 1996-97 SEASON (39-43)

## NOVEMBER

1	at Detroit	L	89-95
2	Miami	L	95-97
6	at Boston	L	84-94
9	Washington	W	103-100 OT
12	at Dallas	L	82-103
14	at Houston	L	88-90
15	at San Antonio	W	93-78
17	Portland	L	83-88
20	at Philadelphia	W	103-92
21	Charlotte	L	87-90
23	Orlando	L	73-76
28	Sacramento	W	101-83
29	Vancouver	W	104-94

## DECEMBER

3	at Portland	W	98-93 OT
4	at Vancouver	W	127-80
6	at Golden State	W	86-71
8	at Phoenix	L	93-106
10	at Utah	L	86-110
11	at L.A. Lakers	L	76-79
13	Boston	W	97-94
17	at Miami	W	103-89
18	at Orlando	W	102-95 2OT
20	Detroit	L	75-84
22	Toronto	W	111-92
26	at Detroit	W	95-89 OT
27	at New Jersey	L	94-105
29	New Jersey	L	102-110 OT
30	at Chicago	L	79-81

## JANUARY

3	Phoenix	W	117-104
4	at Cleveland	L	91-99
7	Cleveland	W	95-90
10	at Denver	W	108-89
11	at Seattle	L	82-92
14	at Sacramento	L	98-105 OT
15	at L.A. Clippers	W	108-93
17	Golden State	L	91-98
19	Philadelphia	W	111-107
21	at Milwaukee	W	92-89
23	New York	L	90-92
25	Milwaukee	L	86-88
28	Charlotte	L	97-98
29	at Charlotte	W	106-95
31	Houston	W	100-74

## FEBRUARY

2	New Jersey	W	92-90
4	at Orlando	L	87-111
6	at New Jersey	W	104-100
12	Cleveland	L	75-83
13	at Miami	L	90-106
16	at New York	L	80-89
17	Toronto	W	105-103
19	at Atlanta	L	87-100
20	Denver	W	92-68
23	Orlando	L	90-99
25	at Washington	L	87-108
26	Seattle	W	92-78
28	Milwaukee	W	104-85

## MARCH

2	L.A. Lakers	W	101-85
4	Boston	W	98-95
5	at Cleveland	L	78-85
7	at Chicago	L	96-104
8	San Antonio	L	98-102
12	Atlanta	W	92-82
14	Utah	L	96-105
16	at Milwaukee	L	98-102
18	Minnesota	W	115-97
19	at Atlanta	L	95-107
21	Chicago	L	98-117
25	at Toronto	W	98-84
26	Dallas	W	104-80
28	at Charlotte	W	116-115
30	L.A. Clippers	W	103-96 OT

## APRIL

1	Washington	L	100-104
3	Miami	L	78-92
4	at Philadelphia	W	114-103
6	at Minnesota	W	94-83
9	Chicago	L	80-86
11	Atlanta	L	92-104
12	at Toronto	W	100-89
14	New York	W	110-107 OT
16	at Washington	L	90-103
18	at New York	L	89-97
20	Detroit	L	120-124 OT

## ALL-TIME RESULTS

1997-98

PLAYER	G	GS	MIN	3-POINT			FTM-FTA	PCT	OR	DR	TR	AST	PF-DQ	STL	TO	BKS	PTS	AVG	
				FGM-FGA	PCT	FGM-FGA													
REGGIE MILLER	81	81	2795	516-1081	.477	164-382	.429	382-440	.868	46	186	232	171	148-2	78	128	11	1578	19.5
RIK SMITS	73	69	2085	514-1038	.495	0-3	.000	188-240	.783	127	378	505	101	243-9	40	134	88	1216	16.7
CHRIS MULLIN	82	82	2177	333-692	.481	107-243	.440	154-164	.939	38	211	249	186	186-0	95	117	39	927	11.3
ANTONIO DAVIS	82	12	2191	254-528	.481	0-3	.000	277-398	.696	192	368	560	61	234-6	45	103	72	785	9.6
JALEN ROSE	82	0	1706	290-607	.478	25-73	.342	166-228	.728	28	167	195	155	171-0	56	132	14	771	9.4
MARK JACKSON	82	82	2413	249-598	.416	43-137	.314	137-180	.761	67	255	322	713	132-0	84	174	2	678	8.3
DALE DAVIS	78	78	2174	273-498	.548	0-0	---	80-172	.465	233	378	611	70	209-1	51	73	87	626	8.0
TRAVIS BEST	82	0	1547	201-480	.419	21-70	.300	112-131	.855	28	94	122	281	193-3	85	111	5	535	6.5
DERRICK McKEY	57	4	1316	150-327	.459	4-17	.235	55-77	.714	74	137	211	88	156-1	57	79	30	359	6.3
FRED HOIBERG	65	1	874	85-222	.383	32-85	.376	59-69	.855	14	109	123	45	101-0	40	22	3	261	4.0
AUSTIN CROSHIRE	26	0	243	32-86	.372	4-13	.308	8-14	.571	10	35	45	8	32-1	9	13	5	76	2.9
MARK WEST	15	1	105	10-21	.476	0-0	---	3-6	.500	6	9	15	2	15-0	2	8	4	23	1.5
MARK POPE	28	0	193	14-41	.341	1-3	.333	10-17	.588	9	17	26	7	36-0	3	10	6	39	1.4
ETDRICK BOHANNON	5	0	11	0-4	.000	0-0	---	0-0	---	2	4	6	1	3-0	0	3	2	0	0.0
PACERS	82	410	19830	2921-6223	.469	401-1029	.390	1631-2136	.764	874	2348	3222	1889	1859-23	645	1168	368	7874	96.0
OPPONENTS	82	410	19830	2788-6451	.432	274-867	.316	1525-2096	.728	1114	2254	3368	1591	1847-19	644	1237	366	7375	89.9

## 1997-98 SEASON (58-24)

## OCTOBER

31 at New Jersey L 95-97

## NOVEMBER

1 Golden State W 96-83

4 at Cleveland L 77-80

5 at Detroit W 99-87

7 Seattle L 93-99

8 at Charlotte L 82-89

12 Atlanta L 86-89

14 Miami W 82-78

15 at Toronto W 105-77

20 at Milwaukee W 109-83

22 Charlotte L 94-95

27 Vancouver W 106-85

28 Chicago W 94-83

30 Philadelphia W 101-89

## DECEMBER

3 at Minnesota W 94-90

5 at Denver W 96-85

7 at Phoenix W 99-97 OT

8 at Utah L 97-106

10 at Portland L 85-93

12 Miami W 104-89

13 Washington W 109-92

15 at Toronto W 108-101

17 New York W 87-80

19 Detroit W 98-90

20 at Orlando W 95-92

23 at San Antonio L 79-91

26 Orlando W 107-81

28 at Miami L 90-101

30 New Jersey W 109-91

## JANUARY

2 at Washington W 99-81

3 Toronto W 89-77

6 Phoenix L 80-81

8 at Houston W 87-80

10 at Dallas W 84-79

14 Detroit W 100-93

16 Sacramento W 117-92

18 at Boston W 103-96

21 at New York L 89-97

23 Utah W 106-102

24 Boston W 95-88

27 Washington W 85-84

28 at Philadelphia W 93-90 OT

30 Cleveland W 89-83

## FEBRUARY

1 at L.A. Clippers W 99-92

3 at Sacramento W 115-93

4 at Seattle L 97-104

10 Orlando W 85-66

11 at Miami W 110-101

13 Dallas L 82-85 2OT

14 at Atlanta W 96-92

17 at Chicago L 97-105

19 Philadelphia W 82-77

20 at Orlando L 91-93

22 at Philadelphia W 97-92

25 L.A. Lakers L 89-96

27 Portland W 124-59

## MARCH

1 Denver W 90-63

3 at Vancouver W 111-103

4 at L.A. Lakers L 95-104

6 at Golden State W 101-87

8 Boston W 104-100

11 at Detroit L 91-122

13 Milwaukee W 96-76

15 at New York W 91-86

17 Chicago L 84-90

19 at Washington W 95-91

20 New Jersey W 99-92

22 at Milwaukee W 96-94 OT

25 Houston L 81-86

27 Charlotte W 133-96

29 San Antonio L 55-74

31 L.A. Clippers W 128-106

## APRIL

2 Minnesota W 111-108

3 at Charlotte L 89-96

5 Milwaukee W 93-92

7 Cleveland W 82-80

9 at Atlanta W 105-102 OT

12 at Boston W 93-87

13 at Chicago W 114-105

15 Atlanta W 82-70

17 Toronto W 107-98

18 at Cleveland L 92-96

## PLAYOFFS

## FIRST ROUND

23 Cleveland W 106-77

25 Cleveland W 92-86

27 at Cleveland L 77-86

30 at Cleveland W 80-74

## MAY

## EASTERN CONFERENCE SEMIFINALS

5 New York W 93-83

7 New York W 85-77

9 at New York L 76-83

10 at New York W 118-107 OT

13 New York W 99-88

## EASTERN CONFERENCE FINALS

17 at Chicago L 79-85

19 at Chicago L 98-104

23 Chicago W 107-105

25 Chicago W 96-94

27 at Chicago L 87-106

29 Chicago W 92-89

31 at Chicago L 83-88

PLAYER	G	GS	MIN	FGM-FGA	PCT	3-POINT		FTM-FTA	PCT	OR	DR	TR	AST	PF-DQ	STL	TO	BKS	PTS	AVG
						FGM-FGA	PCT												
REGGIE MILLER	50	50	1787	294-671	.438	106-275	.385	226-247	.915	25	110	135	112	101-1	37	76	9	920	18.4
RIK SMITS	49	49	1271	310-633	.490	0-2	.000	108-132	.818	73	202	275	52	159-1	18	75	52	728	14.9
JALEN ROSE	49	1	1238	200-496	.403	17-65	.262	125-158	.791	34	120	154	93	128-0	50	72	15	542	11.1
CHRIS MULLIN	50	50	1179	177-371	.477	73-157	.465	80-92	.870	25	135	160	81	101-0	47	60	13	507	10.1
ANTONIO DAVIS	49	1	1271	164-348	.471	0-0	---	135-192	.703	116	228	344	33	136-3	22	50	42	463	9.4
DALE DAVIS	50	50	1374	161-302	.533	0-0	---	76-123	.618	155	261	416	22	115-0	20	43	57	398	8.0
MARK JACKSON	49	49	1382	138-329	.419	32-103	.311	65-79	.823	33	151	184	386	58-0	42	99	3	373	7.6
TRAVIS BEST	49	0	1043	127-305	.416	22-59	.373	70-83	.843	19	61	80	169	111-2	42	62	4	346	7.1
SAM PERKINS	48	0	789	80-200	.400	35-90	.389	43-60	.717	36	102	138	25	74-0	15	22	14	238	5.0
DERRICK McKEY	13	0	244	23-52	.442	0-1	.000	14-17	.824	18	23	41	13	24-0	12	12	4	60	4.6
AUSTIN CROSHERE	27	0	249	32-75	.427	8-29	.276	20-23	.870	16	29	45	10	32-0	7	23	8	92	3.4
AL HARRINGTON	21	0	160	18-56	.321	0-5	.000	9-15	.600	20	19	39	5	26-0	4	11	2	45	2.1
FRED HOIBERG	12	0	87	6-21	.286	1-9	.111	6-6	1.000	2	9	11	4	11-0	0	3	0	19	1.6
MARK POPE	4	0	26	1-7	.143	0-4	.000	0-1	.000	2	2	4	0	6-0	0	1	0	2	0.5
<b>PACERS</b>	<b>50</b>	<b>250</b>	<b>12100</b>	<b>1731-3866</b>	<b>.448</b>	<b>294-799</b>	<b>.368</b>	<b>977-1228</b>	<b>.796</b>	<b>574</b>	<b>1452</b>	<b>2026</b>	<b>1005</b>	<b>1082-7</b>	<b>316</b>	<b>649</b>	<b>223</b>	<b>4733</b>	<b>94.7</b>
<b>OPPONENTS</b>	<b>50</b>	<b>250</b>	<b>12100</b>	<b>1706-3935</b>	<b>.434</b>	<b>206-634</b>	<b>.325</b>	<b>928-1227</b>	<b>.756</b>	<b>626</b>	<b>1426</b>	<b>2052</b>	<b>955</b>	<b>1127-8</b>	<b>357</b>	<b>652</b>	<b>238</b>	<b>4546</b>	<b>90.9</b>

## 1998-99 (33-17)

## FEBRUARY

5	Washington	W	96-81
7	at Detroit	L	98-107
8	at Cleveland	W	95-89
10	at Portland	L	92-100
11	at Vancouver	W	101-97
14	at L.A. Lakers	W	101-99
16	Miami	L	78-89
18	Philadelphia	W	99-95
20	at Milwaukee	W	82-80
21	New Jersey	W	80-79
24	Toronto	W	104-84
25	at Cleveland	W	81-74
26	at Orlando	L	100-103 OT

## MARCH

2	Denver	W	88-81
3	at Washington	W	106-95
5	Golden State	L	83-102
7	Miami	W	85-72
10	New Jersey	W	93-82
12	Milwaukee	W	109-104
14	Boston	W	99-96
16	Atlanta	L	79-85
17	at Philadelphia	L	110-114
19	Chicago	W	96-87
20	at Miami	W	94-89
22	Washington	W	90-86
24	at Atlanta	L	102-103
26	at New Jersey	W	100-91
28	at Boston	W	101-93
29	Atlanta	L	82-83
30	at New York	L	93-94

## APRIL

1	at Toronto	L	87-88
2	at Charlotte	W	87-81
4	New York	W	108-95
5	at Detroit	W	88-86
7	at Chicago	W	91-74
9	Detroit	L	101-102
10	Charlotte	L	90-92
12	at Toronto	W	109-99
14	Orlando	W	83-80
16	at Philadelphia	L	83-93
18	at Miami	L	88-92
19	at Boston	W	120-104
21	Milwaukee	W	108-100 OT
24	Chicago	W	87-69
25	at New Jersey	L	98-120
27	Orlando	L	87-88
29	Charlotte	W	115-110 OT
30	at Atlanta	W	92-90 OT

## MAY

2	New York	W	94-71
4	Cleveland	W	100-78

## PLAYOFFS

## FIRST ROUND

9	Milwaukee	W	110-88
11	Milwaukee	W	108-107 OT
13	at Milwaukee	W	99-91

## EASTERN CONFERENCE SEMIFINALS

17	Philadelphia	W	94-90
19	Philadelphia	W	85-82
21	at Philadelphia	W	97-86
23	at Philadelphia	W	89-86

## EASTERN CONFERENCE FINALS

30	New York	L	90-93
----	----------	---	-------

## JUNE

1	New York	W	88-86
5	at New York	L	91-92
7	at New York	W	90-78
9	New York	L	94-101
11	at New York	L	82-90

PLAYER	G	GS	MIN	3-POINT			FTM-FTA	PCT	OR	DR	TR	AST	PF-DQ	STL	TO	BKS	PTS	AVG
				FGM-FGA	PCT	FGM-FGA												
JALEN ROSE	80	80	2978	563-1196	.471	77-196	.393	254-307	.827	42	345	387	320	234-1	84	188	49	1457 18.2
REGGIE MILLER	81	81	2987	466-1041	.448	165-404	.408	373-406	.919	50	189	239	187	126-0	85	129	25	1470 18.1
RIK SMITS	79	79	1852	431-890	.484	0-1	.000	156-211	.739	94	307	401	85	249-1	20	108	100	1018 12.9
AUSTIN CROSHIRE	81	14	1885	288-653	.441	63-174	.362	196-231	.848	135	381	516	89	203-2	44	121	60	835 10.3
DALE DAVIS	74	72	2127	302-602	.502	0-0	---	139-203	.685	256	473	729	64	203-1	52	91	94	743 10.0
TRAVIS BEST	82	0	1691	271-561	.483	35-93	.376	156-190	.821	16	126	142	272	204-1	76	107	5	733 8.9
MARK JACKSON	81	81	2190	246-570	.432	89-221	.403	79-98	.806	63	233	296	650	111-0	76	174	10	660 8.1
SAM PERKINS	81	0	1620	184-441	.417	89-218	.408	80-97	.825	64	225	289	68	136-0	31	63	33	537 6.6
AL HARRINGTON	50	0	854	121-264	.458	8-34	.235	78-111	.703	47	112	159	38	130-0	25	65	9	328 6.6
CHRIS MULLIN	47	2	582	80-187	.428	45-110	.409	37-41	.902	14	62	76	37	60-0	28	28	9	242 5.1
DERRICK McKEY	32	0	634	43-108	.398	10-23	.435	43-56	.768	29	106	135	35	81-0	29	19	13	139 4.3
JONATHAN BENDER	24	1	130	23-70	.329	2-12	.167	16-24	.667	4	17	21	3	18-0	1	7	5	64 2.7
JEFF FOSTER	19	0	86	13-23	.565	0-1	.000	17-25	.680	12	20	32	5	18-0	5	2	1	43 2.3
ZAN TABAK	18	0	114	16-34	.471	0-0	---	5-8	.625	16	16	32	4	13-0	3	11	9	37 2.1
<b>PACERS</b>	<b>82</b>	<b>410</b>	<b>19730</b>	<b>3047-6640</b>	<b>.459</b>	<b>583-1487</b>	<b>.392</b>	<b>1629-2008</b>	<b>.811</b>	<b>842</b>	<b>2612</b>	<b>3454</b>	<b>1857</b>	<b>1786-6</b>	<b>559</b>	<b>1159</b>	<b>422</b>	<b>8306 101.3</b>
<b>OPPONENTS</b>	<b>82</b>	<b>410</b>	<b>19730</b>	<b>3113-6982</b>	<b>.446</b>	<b>329-1006</b>	<b>.327</b>	<b>1374-1821</b>	<b>.755</b>	<b>1040</b>	<b>2545</b>	<b>3585</b>	<b>1735</b>	<b>1910-18</b>	<b>610</b>	<b>1126</b>	<b>323</b>	<b>7929 96.7</b>

## 1999-2000 SEASON (56-26)

## NOVEMBER

2	at New Jersey	W	119-112
4	at Charlotte	L	89-98
6	Boston	W	115-108
9	at Miami	L	101-113
11	Orlando	W	116-101
13	Washington	W	105-83
15	at Houston	W	96-87
16	at San Antonio	L	87-90 OT
19	Atlanta	L	99-105
20	at Cleveland	W	107-98
22	at Boston	L	85-95
25	Detroit	L	99-107
26	Vancouver	W	105-86
28	at Seattle	L	91-102
29	at Portland	W	93-91

## DECEMBER

1	at Vancouver	W	96-89
3	at Utah	W	100-75
7	San Antonio	W	83-77
10	Cleveland	W	136-88
11	L.A. Clippers	W	108-90
14	at Toronto	L	97-105
15	Chicago	W	102-91
17	Utah	W	89-74
18	at Milwaukee	L	95-109
21	Seattle	W	113-103
25	New York	W	101-90
27	at Chicago	W	103-91
29	at Atlanta	W	116-89
30	Charlotte	W	109-99

## JANUARY

4	New Jersey	W	116-111
6	at Denver	W	102-87
8	at L.A. Clippers	L	94-107
9	at Sacramento	L	113-116
12	Washington	W	117-102
14	L.A. Lakers	W	111-102
15	at Orlando	W	96-89
17	at Minnesota	L	100-101

19	Milwaukee	W	106-84
21	at Washington	L	113-123
22	at Philadelphia	L	97-103
24	at Chicago	L	82-83
25	Phoenix	W	93-87
29	Miami	W	94-84

## FEBRUARY

1	Boston	W	99-96
4	Sacramento	W	104-94
5	at Orlando	L	102-107
7	Philadelphia	W	109-84
9	at Boston	W	113-104
16	Toronto	W	109-101
17	at Milwaukee	W	92-90
19	at New York	L	73-87
21	Dallas	W	94-93
23	at Detroit	W	118-111
24	Chicago	W	100-83
26	Golden State	W	104-88
29	Detroit	W	115-105

## MARCH

2	at Phoenix	L	87-118
3	at L.A. Lakers	L	92-107
5	at Golden State	W	114-95
7	Denver	W	90-89
9	Portland	W	127-119 OT
10	at Cleveland	W	95-92
12	Miami	L	96-105
14	at Dallas	L	90-111
15	at Atlanta	W	113-107
17	Houston	W	111-102
18	Charlotte	W	113-99
21	New York	W	95-91
23	Milwaukee	L	84-105
26	Philadelphia	L	101-111
28	at New Jersey	L	106-111
31	Minnesota	W	109-85

## APRIL

2	at Toronto	W	104-83
5	New Jersey	W	105-101

7	Cleveland	W	95-94
9	at Charlotte	L	80-96
10	at New York	L	81-83
12	Toronto	W	77-73
14	at Miami	W	105-101
16	at Detroit	W	112-101
17	at Philadelphia	W	92-90
19	Atlanta	W	111-92

## PLAYOFFS

## FIRST ROUND

23	Milwaukee	W	88-85
27	Milwaukee	L	91-104
29	at Milwaukee	W	109-96

## MAY

1	at Milwaukee	L	87-100
4	Milwaukee	W	96-95

## EASTERN CONFERENCE SEMIFINALS

6	Philadelphia	W	108-91
8	Philadelphia	W	103-97
10	at Philadelphia	W	97-89
13	at Philadelphia	L	90-92
15	Philadelphia	L	86-107
19	at Philadelphia	W	106-90

## EASTERN CONFERENCE FINALS

23	New York	W	102-88
25	New York	W	88-84
27	at New York	L	95-98
29	at New York	L	89-91
31	New York	W	88-79

## JUNE

2	at New York	W	93-80
---	-------------	---	-------

## NBA FINALS

7	at L.A. Lakers	L	87-104
9	at L.A. Lakers	L	104-111
11	L.A. Lakers	W	100-91
14	L.A. Lakers	L	118-120 OT
16	L.A. Lakers	W	120-87
19	at L.A. Lakers	L	111-116

PLAYER	G	GS	MIN	FGM-FGA	PCT	3-POINT		FTM-FTA	PCT	OR	DR	TR	AST	PF-DQ	STL	TO	BKS	PTS	AVG
						FGM-FGA	PCT												
JALEN ROSE	72	72	2943	567-1242	.457	59-174	.339	285-344	.828	37	322	359	435	230-2	65	211	43	1478	20.5
REGGIE MILLER	81	81	3181	517-1176	.440	170-464	.366	323-348	.928	38	247	285	260	162-0	81	133	15	1527	18.9
JERMAINE O'NEAL	81	80	2641	404-868	.465	0-5	.000	233-388	.601	249	545	794	98	280-5	49	161	228	1041	12.9
TRAVIS BEST	77	21	2457	347-788	.440	37-97	.381	187-226	.827	38	184	222	473	246-10	110	127	11	918	11.9
AUSTIN CROSHIRE	81	23	1874	276-701	.394	70-207	.338	200-231	.866	123	264	387	92	180-1	36	136	50	822	10.1
AL HARRINGTON	78	38	1892	241-543	.444	1-7	.143	103-157	.656	119	262	381	130	223-2	63	148	18	586	7.5
TYUS EDNEY	24	0	263	35-91	.385	1-6	.167	35-39	.897	5	19	24	54	17-0	17	25	0	106	4.4
ZAN TABAK	55	14	777	98-186	.527	0-0	---	20-47	.426	65	148	213	33	125-0	10	57	30	216	3.9
BRUNO SUNDQV	11	4	120	20-41	.488	0-4	.000	3-5	.600	4	19	23	2	21-1	2	3	4	43	3.9
SAM PERKINS	64	41	999	86-226	.381	38-110	.345	32-38	.842	32	136	168	41	61-0	33	19	18	242	3.8
JEFF FOSTER	71	9	1152	100-213	.469	2-7	.286	47-91	.516	144	245	389	33	152-3	39	52	28	249	3.5
JONATHAN BENDER	59	7	574	66-186	.355	11-41	.268	50-68	.735	14	60	74	32	73-0	7	42	28	193	3.3
DERRICK MCKEY	66	20	987	60-136	.441	4-20	.200	21-27	.778	49	127	176	74	136-1	48	47	13	145	2.2
TERRY MILLS	14	0	113	11-34	.324	3-17	.176	0-0	---	4	17	21	5	20-1	3	10	1	25	1.8
LARI KETNER	3	0	7	0-0	---	0-0	---	0-0	---	0	0	0	1	0-0	0	2	0	0	0.0
PACERS	82	410	19980	2828-6431	.440	396-1159	.342	1539-2009	.766	921	2595	3516	1763	1926-26	563	1244	487	7591	92.6
OPPONENTS	82	410	19980	2829-6683	.423	377-1121	.336	1572-2074	.758	1042	2495	3537	1695	1882-13	589	1115	387	7607	92.8

## 2000-01 SEASON (41-41)

## OCTOBER

31 at San Antonio L 85-98

## NOVEMBER

2 at Dallas L 88-94

4 Chicago W 94-81

8 Milwaukee W 108-97

10 at Washington W 86-74

11 Detroit W 94-84

15 at Detroit W 92-88

17 Golden State L 90-92

18 at New Jersey L 92-97

21 Houston L 89-101

23 Toronto L 91-111

24 Washington W 99-87

28 at LA Lakers L 107-124

30 at Golden State L 95-99

## DECEMBER

1 at Vancouver W 86-76 OT

3 at Milwaukee L 80-92

5 New Jersey W 88-64

6 at Charlotte L 88-91

8 at Boston W 104-91

9 Charlotte W 99-96 OT

12 at Toronto L 90-104

13 Dallas W 97-92

15 Cleveland L 95-103

16 at Minnesota L 110-113 OT

19 at Chicago W 90-85

20 Toronto L 98-99 OT

22 Utah L 101-109

23 at Atlanta L 87-91

25 Orlando W 103-93

27 at Miami L 79-91

30 San Antonio L 77-89

## JANUARY

2 at Seattle W 91-83

3 at Portland L 86-102

5 at Sacramento W 93-91 OT

8 at LA Clippers W 85-82

9 at Utah L 99-103

11 at Phoenix L 85-93

13 Miami W 87-71

15 LA Clippers W 89-74

18 Atlanta W 84-76

21 at New York W 87-74

25 Portland L 82-92

28 Philadelphia L 81-86

30 at Orlando L 86-93

31 Boston L 96-102 OT

## FEBRUARY

2 Denver W 103-94

3 at Milwaukee L 85-104

6 at Miami L 89-102

13 Charlotte L 66-77

15 Detroit W 82-73

18 L.A. Lakers W 110-109

23 at Cleveland W 92-90

25 Minnesota W 110-100

26 at Charlotte L 72-82

28 Milwaukee W 99-86

## MARCH

2 Seattle L 83-86

4 New Jersey L 96-120

6 at New York L 83-97

7 New York L 75-79

9 Cleveland W 99-84

11 at Detroit L 78-95

13 at Houston L 118-127 3OT

14 at Denver L 83-95

16 Atlanta W 103-97

18 Sacramento W 101-95

20 at Toronto L 81-102

21 Orlando W 96-95

23 Vancouver W 95-75

25 at Orlando L 82-84

27 at Washington W 110-102

29 at Atlanta L 93-104

30 at Boston W 92-87

## APRIL

1 at Philadelphia L 93-104

3 Phoenix W 85-81

6 Chicago W 100-93

8 at New Jersey W 108-83

9 Washington W 100-78

11 New York W 100-93

13 Boston W 113-108 OT

15 at Chicago W 93-86

17 Philadelphia L 105-111 OT

18 at Cleveland W 105-101 OT

## PLAYOFFS

## FIRST ROUND

21 at Philadelphia W 79-78

24 at Philadelphia L 98-116

28 Philadelphia L 87-92

## MAY

2 Philadelphia L 85-88

PLAYER	G	GS	MIN	FGM-FGA		PCT	3-POINT FGM-FGA		PCT	FTM-FTA		PCT	OR	DR	TR	AST	PF-DQ	STL	TO	BKS	PTS	AVG
JERMAINE O'NEAL	72	72	2707	543-1133	.479		1-14	.071		284-413	.688		188	569	757	118	269-4	45	174	166	1371	19.0
JALEN ROSE	53	53	1937	387-871	.444		52-146	.356		156-186	.839		29	220	249	197	148-1	45	105	29	982	18.5
REGGIE MILLER	79	79	2889	414-913	.453		180-443	.406		296-325	.911		23	196	219	253	143-0	88	120	10	1304	16.5
BRAD MILLER	28	28	872	158-281	.562		1-3	.333		107-130	.823		76	144	220	51	88-1	24	41	12	424	15.1
AL HARRINGTON	44	1	1313	230-484	.475		1-3	.333		115-144	.799		96	180	276	54	166-4	41	78	21	576	13.1
RON ARTEST	28	24	819	117-285	.411		17-79	.215		55-75	.733		33	107	140	50	109-4	66	49	16	306	10.9
JAMAIL TINSLEY	80	78	2442	289-760	.380		42-175	.240		131-186	.704		78	220	298	647	248-9	138	270	40	751	9.4
JONATHAN BENDER	78	17	1647	198-460	.430		45-125	.360		140-181	.773		64	180	244	62	147-1	19	96	49	581	7.4
TRAVIS BEST	44	3	954	116-264	.439		13-34	.382		57-65	.877		10	60	70	175	101-3	57	59	6	302	6.9
AUSTIN CROSHERE	76	1	1286	185-448	.413		49-145	.338		97-114	.851		74	220	294	77	106-0	26	67	29	516	6.8
JEFF FOSTER	82	48	1786	177-394	.449		2-15	.133		111-182	.610		206	350	556	70	232-4	71	79	38	467	5.7
KEVIN OLLIE	29	0	577	40-100	.400		0-0	---		78-97	.804		7	49	56	98	33-0	26	26	1	158	5.4
RON MERCER	13	1	213	25-67	.373		1-5	.200		11-11	1.000		6	17	23	10	22-0	2	9	3	62	4.8
CARLOS ROGERS	22	1	168	24-43	.558		16	.167		10-19	.526		14	24	38	3	17-0	5	5	6	59	2.7
PRIMOZ BREZEC	22	4	160	14-29	.483		0-0	---		15-25	.600		16	12	28	6	28-0	0	6	7	43	2.0
BRUNO SUNDOW	22	0	88	16-40	.400		0-1	.000		0-2	.000		7	14	21	3	16-0	3	4	3	32	1.5
JAMISON BREWER	13	0	43	2-5	.400		0-1	.000		0-0	---		2	6	8	9	3-0	2	3	0	4	0.3
NORM RICHARDSON	3	0	4	0-3	.000		0-0	---		0-0	---		1	0	1	1	0-0	0	0	0	0	0.0
PACERS	82	410	19905	2935-6580	.446		405-1195	.339		1663-2155	.772		930	2568	3498	1884	1876-31	658	1249	436	7938	96.8
OPPONENTS	82	410	19905	2977-6800	.438		418-1200	.348		1544-2062	.749		1048	2514	3562	1771	1855-15	618	1173	466	7916	96.5

## 2001-02 SEASON (42-40)

## OCTOBER

30	at New Jersey	L	97-103
31	at Chicago	W	98-73

## NOVEMBER

2	Orlando	W	117-107
4	at Toronto	L	100-113
6	at Philadelphia	W	87-77
7	Sacramento	W	116-104
9	New York	W	103-95
10	Portland	W	105-96
13	New Jersey	L	82-91
14	at Boston	L	93-101
16	Minnesota	L	113-120 2OT
17	at Detroit	L	98-104
20	Atlanta	W	106-102
22	Washington	W	110-103
23	San Antonio	L	79-97
25	at Seattle	L	88-99
27	at Portland	L	90-96
28	at Denver	W	99-85

## DECEMBER

1	at Utah	W	100-97
2	at L.A. Clippers	L	72-103
4	Denver	W	104-96
7	Chicago	W	98-83
8	at New York	L	99-101
13	Houston	W	108-106 OT
15	at Milwaukee	L	95-115
18	at Atlanta	W	103-100
19	Toronto	L	90-102
21	New Jersey	W	100-94
22	at Cleveland	W	109-103
26	at Orlando	W	89-82
27	Washington	W	108-81
29	at New Jersey	L	93-98 OT
31	Miami	L	87-89

## JANUARY

4	at San Antonio	W	92-82
5	at Houston	W	81-79
9	L.A. Lakers	L	90-109
11	Chicago	W	97-90
12	at Dallas	L	102-111
15	Milwaukee	L	102-106
16	at Milwaukee	L	100-105
18	Detroit	L	93-96
19	at Miami	L	88-100
21	at Chicago	W	93-81
23	at Boston	L	94-98
25	Charlotte	W	90-81
26	Seattle	L	86-95
30	Memphis	W	83-82

## FEBRUARY

1	New York	W	92-87
3	at Washington	L	89-109
5	Dallas	L	140-141 2OT
12	Utah	L	82-98
15	at Charlotte	L	106-116
17	Philadelphia	W	86-76
22	Cleveland	L	93-103
23	L.A. Clippers	W	106-88
25	at Golden State	W	102-97 OT
28	at Phoenix	L	100-107 OT

## MARCH

1	at L.A. Lakers	L	84-96
3	at Sacramento	W	97-86
5	Orlando	W	111-98
7	at Memphis	L	111-122
8	at Philadelphia	L	100-109
10	at Detroit	W	89-84
12	Golden State	W	115-101
15	at Minnesota	W	98-85
17	Atlanta	W	85-68
20	at Charlotte	L	88-94
22	at Miami	W	104-94
24	Charlotte	L	84-99
26	Detroit	L	77-96
29	at Orlando	L	106-114
31	Miami	W	100-81

## APRIL

2	Boston	L	94-105
4	at Atlanta	L	94-95
5	Phoenix	W	97-87
7	at Toronto	L	84-94
8	Cleveland	L	99-111
10	Toronto	W	98-82
12	Milwaukee	W	112-107 OT
14	at Washington	W	86-80
16	at Cleveland	W	99-95
17	Philadelphia	W	103-80

## PLAYOFFS

## FIRST ROUND

20	at New Jersey	W	89-83
22	at New Jersey	L	79-95
26	New Jersey	L	84-85
30	New Jersey	W	97-74

## MAY

2	at New Jersey	L	109-120 2OT
---	---------------	---	-------------



PLAYER	G	GS	MIN	3-POINT			FTM-FTA	PCT	OR	DR	TR	AST	PF-DQ	STL	TO	BKS	PTS	AVG	
				FGM-FGA	PCT	FGM-FGA													
JERMAINE O'NEAL	77	76	2864	610-1260	.484	7-21	.333	373-510	.731	202	594	796	155	277-5	66	180	178	1600	20.8
RON ARTEST	69	67	2317	362-846	.428	71-211	.336	273-371	.736	101	261	362	198	242-7	159	145	50	1068	15.5
BRAD MILLER	73	72	2270	329-667	.493	5-16	.313	292-357	.818	185	418	603	193	203-0	65	118	43	955	13.1
REGGIE MILLER	70	70	2117	281-637	.441	113-318	.355	207-230	.900	21	151	172	170	89-0	62	66	4	882	12.6
AL HARRINGTON	82	37	2467	389-896	.434	13-46	.283	211-274	.770	159	352	511	125	280-3	71	163	33	1002	12.2
JAMAAL TINSLEY	73	69	2237	220-556	.396	46-166	.277	80-112	.714	58	202	260	548	201-2	125	192	18	566	7.8
RON MERCER	72	3	1671	244-597	.409	3-16	.188	65-81	.802	32	122	154	112	123-1	49	54	14	556	7.7
JONATHAN BENDER	46	2	819	112-254	.441	19-53	.358	60-84	.714	42	91	133	42	86-0	8	42	56	303	6.6
ERICK STRICKLAND	71	10	1275	163-380	.429	62-160	.388	70-87	.805	23	122	145	209	111-0	38	98	7	458	6.5
AUSTIN CROSHERE	49	0	633	86-209	.411	27-69	.391	53-65	.815	40	115	155	56	48-0	6	28	13	252	5.1
TIM HARDAWAY	10	0	127	18-49	.367	11-31	.355	2-4	.500	1	14	15	24	8-0	9	11	0	49	4.9
JAMISON BREWER	10	0	80	9-17	.529	0-2	.000	4-9	.444	5	4	9	18	11-0	2	6	1	22	2.2
JEFF FOSTER	77	2	802	64-178	.360	0-2	.000	34-63	.540	118	161	279	51	103-0	28	34	21	162	2.1
PRIMOZ BREZEC	22	1	111	15-38	.395	0-1	.000	12-20	.600	13	10	23	4	16-0	2	7	4	42	1.9
FRED JONES	19	1	115	9-24	.375	2-7	.286	3-4	.750	4	5	9	5	13-0	6	6	1	23	1.2
PACERS	82	410	19905	2911-6608	.441	379-1119	.339	1739-2271	.766	1004	2622	3626	1910	1811-18	696	1210	443	7940	96.8
OPPONENTS	82	410	19905	2860-6690	.428	407-1197	.340	1527-1992	.767	1006	2458	3464	1696	1923-21	620	1258	513	7654	93.3

## 2002-03 SEASON (48-34)

## OCTOBER

30 Houston W 91-82

## NOVEMBER

1	at New Jersey	L	91-102
2	Minnesota	W	87-80
5	at Miami	W	83-79
8	New York	W	107-94
9	Toronto	W	108-84
12	Cleveland	W	95-75
15	Milwaukee	W	103-100 OT
16	at Minnesota	W	107-101
20	at Toronto	W	97-95
22	Orlando	W	106-70
23	Detroit	L	91-106
26	at Washington	W	88-84
28	Dallas	W	110-98
29	Washington	W	100-84

## DECEMBER

1	at L.A. Clippers	W	92-87
2	at Utah	L	91-102
4	at Seattle	W	114-111 OT
6	at Phoenix	L	96-102
7	at Denver	L	81-92
11	at Milwaukee	W	126-119 OT
13	Denver	W	94-72
15	Philadelphia	W	107-97
17	at Dallas	L	97-118
18	at Houston	L	83-95
20	Chicago	W	101-86
21	at Chicago	L	103-110
23	Atlanta	W	112-97
27	at Cleveland	W	113-89
28	New Orleans	W	91-84
31	at New Orleans	W	89-86

## JANUARY

3	at New York	L	96-98
4	at Washington	L	104-107 2OT
6	at Philadelphia	W	105-104 OT
8	New York	W	89-87
10	at Orlando	W	101-97 OT
11	Golden State	W	116-104
15	Miami	W	104-81
17	at Boston	L	93-98
18	Detroit	W	88-86
20	at Detroit	L	78-88
22	Toronto	W	101-98
24	Seattle	W	93-80
26	L.A. Clippers	W	108-101
27	at Miami	W	102-95
29	San Antonio	L	97-106
31	at Toronto	L	90-102

## FEBRUARY

1	Boston	W	109-100
4	L.A. Lakers	L	94-97
11	Cleveland	W	107-96
12	at New Orleans	W	83-72
14	Atlanta	W	98-97 OT
16	at Atlanta	L	86-99
18	at Memphis	L	103-108 OT
20	at New Jersey	L	91-98
22	at San Antonio	L	96-105
25	Washington	L	78-83
26	at Boston	L	69-71
28	Milwaukee	W	107-98

## MARCH

4	at Golden State	L	100-107
5	at L.A. Lakers	L	95-97
8	at Portland	L	80-94
9	at Sacramento	L	88-107
11	New Orleans	L	71-81
12	at Philadelphia	L	93-96
14	Utah	W	101-81
17	Portland	L	88-95
19	Boston	W	102-72
21	Memphis	W	101-92
22	at Atlanta	L	89-92
26	Philadelphia	L	85-91
28	Chicago	W	140-89
30	Phoenix	W	92-81

## APRIL

1	Sacramento	L	98-103
2	at Cleveland	W	103-82
4	at Detroit	W	98-92
6	Miami	W	90-69
8	at Chicago	L	103-115
11	Orlando	L	86-98
13	at Milwaukee	L	89-107
15	at New York	W	109-93
16	New Jersey	W	90-83

## PLAYOFFS

## FIRST ROUND

19	Boston	L	100-103
21	Boston	W	89-77
24	at Boston	L	83-101
27	at Boston	L	92-102
29	Boston	W	93-88 OT

## MAY

1	at Boston	L	90-110
---	-----------	---	--------

## ALL-TIME RESULTS

2003-04

PLAYER	G	GS	MIN	3-POINT			FTM-FTA	PCT	OR	DR	TR	AST	PF-DQ	STL	TO	BKS	PTS	AVG	
				FGM-FGA	PCT	FGM-FGA													
JERMAINE O'NEAL	78	78	2788	608-1400	.434	2-18	.111	348-460	.757	193	585	778	164	248-2	59	181	199	1566	20.1
RON ARTEST	73	71	2714	468-1112	.421	75-242	.310	322-439	.733	100	285	385	272	194-2	152	202	50	1333	18.3
AL HARRINGTON	79	15	2441	421-909	.463	21-77	.273	185-252	.734	163	345	508	131	250-1	80	163	22	1048	13.3
REGGIE MILLER	80	80	2254	260-594	.438	134-334	.401	146-165	.885	18	170	188	249	96-0	65	68	11	800	10.0
JAMAAL TINSLEY	52	43	1378	153-370	.414	77-207	.372	49-67	.731	28	108	136	303	132-2	84	110	17	432	8.3
JONATHAN BENDER	21	0	271	50-106	.472	9-22	.409	39-47	.830	9	31	40	9	23-0	5	33	11	148	7.0
ANTHONY JOHNSON	73	7	1598	167-411	.406	41-122	.336	75-94	.798	28	102	130	202	138-0	64	75	8	450	6.2
JEFF FOSTER	82	79	1961	197-362	.544	0-4	.000	103-154	.669	248	362	610	64	189-1	71	60	27	497	6.1
KENNY ANDERSON	44	31	905	113-256	.441	1-4	.250	35-48	.729	19	62	81	125	73-0	26	50	5	262	6.0
AUSTIN CROSHERE	77	0	1051	119-307	.388	56-144	.389	93-104	.894	60	183	243	52	101-0	24	55	14	387	5.0
FRED JONES	81	2	1508	123-311	.395	27-89	.303	124-149	.832	25	101	126	173	132-0	65	73	18	397	4.9
JAMISON BREWER	13	1	160	13-35	.371	5-14	.357	1-6	.167	2	9	11	17	9-0	7	10	0	32	2.5
SCOT POLLARD	61	3	678	47-114	.412	0-0	---	12-21	.571	67	97	164	10	110-0	23	22	26	106	1.7
PRIMOZ BREZEC	18	0	72	12-26	.462	0-0	---	4-6	.667	5	10	15	3	13-0	0	6	3	28	1.6
JAMES JONES	6	0	26	2-9	.222	1-4	.250	2-2	1.000	0	2	2	0	1-0	1	0	0	7	1.2
PACERS	82	410	19805	2753-6322	.435	449-1281	.351	1538-2014	.764	965	2452	3417	1774	1709-8	726	1182	411	7493	91.4
OPPONENTS	82	410	19805	2671-6180	.432	329-1014	.324	1350-1800	.750	867	2423	3290	1649	1794-18	582	1301	512	7021	85.6

## 2003-04 SEASON (61-21)

## OCTOBER

29	at Detroit	W	89-87
31	Milwaukee	L	79-93

## NOVEMBER

1	at Atlanta	W	103-99	OT
4	Denver	W	71-60	
6	at New Jersey	W	87-81	
7	Cleveland	W	91-90	
9	at Philadelphia	W	85-74	
11	Boston	L	76-78	
14	Seattle	W	101-78	
15	at New York	W	95-94	
19	L.A. Clippers	W	91-78	
21	at New Orleans	W	76-75	
24	at Orlando	W	89-78	
25	Minnesota	W	98-75	
27	New York	W	93-70	
28	Philadelphia	W	90-77	
30	at L.A. Lakers	L	77-99	

## DECEMBER

1	at Phoenix	W	89-82	
3	at Portland	L	95-97	OT
5	at Seattle	W	101-94	
7	at Sacramento	L	88-91	
9	Washington	W	93-79	
12	Atlanta	W	103-92	
13	at Chicago	L	75-86	
15	Cleveland	W	95-85	
17	Orlando	L	90-94	
19	Detroit	W	80-75	
20	at Minnesota	L	80-102	
23	at Houston	W	79-71	
26	at Milwaukee	L	96-101	
27	New Jersey	L	75-82	
29	Memphis	W	94-86	
30	at Cleveland	W	92-89	

## JANUARY

2	at Boston	W	103-90	
3	New Orleans	W	91-84	
5	at Miami	W	87-65	
6	Orlando	W	114-107	
9	at Dallas	W	92-80	
10	at San Antonio	L	88-89	OT
14	Atlanta	W	85-78	
16	San Antonio	W	89-79	
17	at New Jersey	W	90-84	
19	at Atlanta	W	100-97	
20	Detroit	W	81-69	
23	Houston	L	74-78	
24	at Washington	L	96-107	
28	Phoenix	W	101-79	
31	Boston	W	99-98	

## FEBRUARY

2	L.A. Lakers	W	85-72	
3	at New York	L	90-97	
6	at Toronto	W	83-77	
8	Miami	W	97-91	
10	at Chicago	W	103-84	
17	New Orleans	L	75-89	
20	at Washington	W	96-87	
22	Utah	W	94-80	
24	Golden State	W	107-96	
27	at New Orleans	L	77-89	
28	Philadelphia	W	81-74	

## MARCH

2	at Golden State	W	96-88	
3	at L.A. Clippers	W	101-94	OT
5	at Utah	W	96-88	
7	at Denver	W	103-94	
9	Toronto	W	94-84	OT
12	at Boston	W	99-81	
14	at Cleveland	L	104-107	
17	Portland	W	80-71	
19	Sacramento	L	92-94	
20	at Memphis	L	95-99	

22	Chicago	W	101-77	
24	Dallas	W	103-99	
26	at Orlando	W	107-92	
28	Miami	W	87-80	
30	at Milwaukee	L	86-95	
31	Milwaukee	W	111-78	

## APRIL

2	Toronto	W	84-64	
4	at Detroit	L	61-79	
6	New York	W	107-86	
7	at Toronto	W	94-90	
9	New Jersey	W	90-80	
12	at Philadelphia	W	107-93	
14	Chicago	W	101-96	

## PLAYOFFS

## FIRST ROUND

17	Boston	W	104-88	
20	Boston	W	103-90	
23	at Boston	W	108-85	
25	at Boston	W	90-75	

## MAY

## EASTERN CONFERENCE SEMIFINALS

6	Miami	W	94-81	
8	Miami	W	91-80	
10	at Miami	L	87-94	
12	at Miami	L	88-100	
15	Miami	W	94-83	
18	at Miami	W	73-70	

## EASTERN CONFERENCE FINALS

22	Detroit	W	78-74	
24	Detroit	L	67-72	
26	at Detroit	L	78-85	
28	at Detroit	W	83-68	
30	Detroit	L	65-83	

## JUNE

1	at Detroit	L	65-69	
---	------------	---	-------	--

PLAYER	G	GS	MIN	3-POINT			FTM-FTA	PCT	OR	DR	TR	AST	PF-DQ	STL	TO	BKS	PTS	AVG	
				FGM-FGA	PCT	PCT													
RON ARTEST	7	7	291	59-119	.496	7-17	.412	47-51	.922	8	37	45	22	27-0	12	17	6	172	24.6
JERMAINE O'NEAL	44	41	1530	386-854	.452	1-6	.167	295-391	.754	85	303	388	82	173-4	25	131	88	1068	24.3
STEPHEN JACKSON	51	49	1806	330-819	.403	103-286	.360	190-229	.830	44	206	250	119	154-4	64	123	14	953	18.7
JAMAAI TINSLEY	40	40	1301	218-522	.418	58-156	.372	122-164	.744	26	134	160	257	112-3	81	134	12	616	15.4
REGGIE MILLER	66	66	2105	314-719	.437	96-298	.322	250-268	.933	18	138	156	146	109-0	50	77	5	974	14.8
FRED JONES	77	14	2268	275-647	.425	87-229	.380	176-207	.850	34	208	242	196	171-1	61	114	31	813	10.6
AUSTIN CROSHERE	73	22	1827	188-497	.378	45-174	.259	226-256	.883	103	272	375	98	154-1	48	104	17	647	8.9
ANTHONY JOHNSON	63	36	1747	203-456	.445	41-108	.380	85-113	.752	32	147	179	302	144-0	59	96	15	532	8.4
JEFF FOSTER	61	43	1594	168-324	.519	0-5	.000	90-142	.634	205	345	550	43	186-3	46	55	12	426	7.0
DAVID HARRISON	43	14	760	106-184	.576	0-0	---	52-91	.571	48	87	135	13	134-6	16	53	55	264	6.1
JONATHAN BENDER	7	0	93	16-40	.400	1-5	.200	3-6	.500	5	9	14	4	9-0	1	10	2	36	5.1
JAMES JONES	75	24	1330	126-318	.396	66-166	.398	53-62	.855	39	135	174	57	123-1	31	43	28	371	4.9
DALE DAVIS	61	25	1307	112-234	.479	0-0	---	60-99	.606	152	223	375	47	162-1	32	43	65	284	4.7
SCOT POLLARD	49	17	865	79-167	.473	0-0	---	33-49	.673	85	120	205	18	123-1	30	31	24	191	3.9
EDDIE GILL	73	3	1021	81-242	.335	36-117	.308	71-81	.877	16	96	112	83	105-0	59	60	5	269	3.7
MARCUS HAISLIP	9	0	106	13-38	.342	0-1	.000	6-11	.545	5	10	15	3	15-0	2	6	2	32	3.6
TREMAINE FOWLES	8	0	56	9-17	.529	1-3	.333	0-2	.000	3	5	8	0	7-0	2	5	0	19	2.4
BRITTON JOHNSEN	6	1	87	6-22	.273	0-4	.000	0-0	---	5	5	10	4	10-0	1	3	0	12	2.0
MICHAEL CURRY	18	7	249	13-29	.448	0-0	---	4-8	.500	8	19	27	15	39-0	5	5	4	30	1.7
JOHN EDWARDS	25	1	139	11-30	.367	0-0	---	7-14	.500	8	11	19	3	12-0	3	8	4	29	1.2
PACERS	82	410	19905	2668-6169	.432	542-1575	.344	1748-2206	.792	868	2418	3286	1489	1890-24	615	1173	357	7626	93.0
OPPONENTS	82	410	19905	2768-6284	.440	391-1071	.365	1637-2202	.743	972	2416	3388	1540	1883-26	549	1142	398	7564	92.2

## 2004-05 SEASON (44-38)

## NOVEMBER

3	at Cleveland	W	109-104	2OT
5	at Boston	W	100-94	
6	Chicago	W	100-90	
9	at Minnesota	W	102-101	
10	L.A. Clippers	L	68-102	
12	at Philadelphia	L	104-106	OT
13	New York	W	103-97	
17	Atlanta	W	93-86	
19	at Detroit	W	97-82	
20	Orlando	L	83-86	
23	Boston	W	106-96	
25	Minnesota	W	106-102	
26	Charlotte	W	82-77	
28	at Seattle	L	95-103	

## DECEMBER

1	at L.A. Clippers	L	76-88	
3	at Sacramento	L	87-113	
4	at Golden State	L	96-104	
7	Milwaukee	L	86-89	
10	at Milwaukee	L	86-95	
11	Sacramento	L	92-97	OT
14	at Atlanta	W	108-97	OT
17	Toronto	W	89-86	
18	at Chicago	L	71-85	
22	Philadelphia	L	90-102	
25	Detroit	L	93-98	
27	New Orleans	W	100-82	
29	at Charlotte	W	74-71	
30	at New Jersey	W	96-83	

## JANUARY

4	Milwaukee	W	116-99	
6	at San Antonio	L	98-111	
8	at Dallas	L	101-121	
9	at Phoenix	L	89-124	
11	at Memphis	W	86-85	
14	Phoenix	W	101-83	
15	Orlando	L	84-85	
18	at Houston	W	87-74	

19	at New Orleans	L	87-90	
21	at Miami	W	106-100	OT
22	Washington	L	93-95	
26	at Boston	L	86-100	
27	Detroit	L	76-88	
29	Denver	L	88-95	
31	at Philadelphia	L	88-89	

## FEBRUARY

2	Toronto	L	97-98	
4	Dallas	W	95-94	
5	at Atlanta	W	84-79	
7	at Washington	L	104-108	
9	Charlotte	W	94-87	
11	Houston	L	83-91	
13	Memphis	W	76-73	
16	Portland	W	95-87	
22	at Orlando	W	108-84	
23	Miami	W	93-91	OT
25	Cleveland	W	106-82	
26	at New York	L	79-90	

## MARCH

1	Seattle	L	93-101	
3	at Denver	L	87-96	
4	at Portland	W	106-97	
6	at L.A. Lakers	L	94-103	
8	at Utah	W	89-83	
11	Golden State	W	101-83	
13	at Cleveland	L	86-98	
16	Utah	W	103-84	
18	L.A. Lakers	W	103-97	
20	New Jersey	L	85-94	
22	at New Jersey	L	91-98	
23	San Antonio	W	100-93	
25	at Detroit	W	94-81	
26	at Chicago	L	96-100	
28	at Milwaukee	W	90-76	
31	Miami	W	114-108	OT

## APRIL

3	at Washington	W	79-76	
5	at New York	W	97-79	
6	Cleveland	W	98-77	
8	Washington	W	93-83	
10	New York	L	112-113	OT
11	at Toronto	W	94-90	
13	New Jersey	W	90-86	
15	Philadelphia	L	86-90	
17	at Miami	L	80-84	
18	at Orlando	L	88-92	
20	Chicago	W	85-83	

## PLAYOFFS

## FIRST ROUND

23	at Boston	L	82-102	
25	at Boston	W	82-79	
28	Boston	W	99-76	
30	Boston	L	79-110	

## MAY

3	at Boston	W	90-85	
5	Boston	L	89-92	OT
7	at Boston	W	97-70	

## EASTERN CONFERENCE SEMIFINALS

9	at Detroit	L	81-96	
11	at Detroit	W	92-83	
13	Detroit	W	79-74	
15	Detroit	L	76-89	
17	at Detroit	L	67-86	
19	Detroit	L	79-88	

## ALL-TIME RESULTS

2005-06

PLAYER	G	GS	MIN	FGM-FGA		PCT	3-POINT		FTM-FTA	PCT	OR	DR	TR	AST	PF-DQ	STL	TO	BKS	PTS	AVG
JERMAINE O'NEAL	51	47	1802	380-805	.472		3-10	.300	261-368	.709	102	374	476	133	177-2	27	151	117	1024	20.1
RON ARTEST	16	16	603	109-237	.460		18-54	.333	74-121	.612	26	52	78	35	45-0	42	43	11	310	19.4
PEJA STOJAKOVIC	40	40	1454	274-594	.461		91-225	.404	140-155	.903	45	205	250	68	89-0	26	52	8	779	19.5
STEPHEN JACKSON	81	81	2910	472-1148	.411		117-339	.345	268-341	.786	48	264	312	225	195-0	104	203	43	1329	16.4
FRED JONES	68	2	1837	233-559	.417		63-187	.337	122-160	.763	18	152	170	154	142-3	55	107	20	651	9.6
JAMAAI TINSLEY	42	27	1122	158-386	.409		16-70	.229	58-91	.637	35	98	133	211	96-2	49	109	6	390	9.3
ANTHONY JOHNSON	75	53	1981	267-603	.443		51-155	.329	106-141	.752	31	137	168	324	132-0	63	115	22	691	9.2
AUSTIN CROSHIRE	50	26	1148	132-285	.463		54-140	.386	90-102	.882	62	203	265	62	105-2	22	48	7	408	8.2
DANNY GRANGER	78	17	1765	221-478	.462		30-93	.323	115-148	.777	131	253	384	90	211-1	58	80	62	587	7.5
SARUNAS JASKIEVICIUS	75	15	1567	170-429	.396		86-236	.364	121-133	.910	19	134	153	227	108-0	40	116	4	547	7.3
JEFF FOSTER	63	37	1581	138-250	.552		0-4	.000	96-159	.604	224	350	574	50	191-2	41	64	27	372	5.9
DAVID HARRISON	67	17	1034	148-294	.503		0-0	—	89-174	.511	84	170	254	14	193-3	23	79	59	385	5.7
JONATHAN BENDER	2	0	21	4-5	.800		0-0	—	2-2	1.000	0	4	4	2	2-0	0	0	1	10	5.0
SCOT POLLARD	45	32	771	70-154	.455		0-0	—	29-38	.763	73	145	218	24	115-1	37	26	20	169	3.8
EDDIE GILL	41	0	122	10-45	.222		7-23	.304	18-23	.783	0	15	15	12	13-0	11	9	1	45	1.1
SAMAKI WALKER	7	0	22	0-2	.000		0-0	—	2-2	1.000	0	3	3	0	7-0	0	2	1	2	0.3
<b>PACERS</b>	<b>82</b>	<b>410</b>	<b>19730</b>	<b>2786-6274</b>	<b>.444</b>		<b>536-1536</b>	<b>.349</b>	<b>1591-2158</b>	<b>.737</b>	<b>898</b>	<b>2559</b>	<b>3457</b>	<b>1631</b>	<b>1821-16</b>	<b>598</b>	<b>1254</b>	<b>409</b>	<b>7699</b>	<b>93.9</b>
<b>OPPONENTS</b>	<b>82</b>	<b>410</b>	<b>19730</b>	<b>2831-6504</b>	<b>.435</b>		<b>371-1083</b>	<b>.343</b>	<b>1511-2060</b>	<b>.733</b>	<b>968</b>	<b>2416</b>	<b>3384</b>	<b>1520</b>	<b>1800-13</b>	<b>661</b>	<b>1112</b>	<b>399</b>	<b>7544</b>	<b>92.0</b>

## 2005-06 SEASON (41-41)

## NOVEMBER

2	at Orlando	W	90-78
3	at Miami	W	105-102
5	Philadelphia	L	109-111
9	Miami	W	95-90
11	New Jersey	W	102-90
12	at Milwaukee	L	102-103
16	at Charlotte	L	90-122
18	Charlotte	W	93-85
20	Houston	W	85-74
24	Cleveland	W	98-76
25	Atlanta	L	85-87
27	at L.A. Clippers	W	97-92
29	at Utah	W	84-60
30	at Phoenix	L	91-109

## DECEMBER

2	at Portland	W	98-78
4	at Seattle	L	102-107
6	Dallas	L	75-84
8	Washington	W	111-87
10	Memphis	W	80-66
14	at Boston	L	71-85
16	Utah	W	93-83
17	at New York	W	102-96
21	L.A. Clippers	W	97-75
23	at Cleveland	L	89-94
26	at Dallas	L	80-102
27	at San Antonio	L	86-99
30	Toronto	L	97-99

## JANUARY

2	Seattle	W	115-96
4	at Denver	L	86-106
5	at Golden State	W	99-89
8	at Sacramento	W	108-83
9	at L.A. Lakers	L	90-96
11	Milwaukee	W	112-88
13	Washington	L	85-94
14	at Chicago	W	91-89
16	at New Jersey	L	92-97
18	Charlotte	W	98-92
20	at Minnesota	L	85-90
21	Chicago	L	89-101
23	at Atlanta	L	94-104
24	at Cleveland	L	66-96
27	Cleveland	L	89-93
31	at Washington	L	79-84

## FEBRUARY

1	L.A. Lakers	W	105-79
4	Detroit	W	93-85
8	Portland	W	101-69
10	Golden State	W	107-95
12	San Antonio	L	88-92
15	Milwaukee	W	88-77
21	NOK Hornets	W	97-75
23	at Detroit	L	83-88
24	Atlanta	L	112-117 OT
26	at New Jersey	W	101-91

## MARCH

1	at Washington	W	99-93
3	at Boston	L	98-99
5	at Philadelphia	W	94-93
7	New York	L	92-107
8	at Houston	L	99-103
10	at NOK Hornets	W	92-90
12	at Toronto	L	89-93

13	Orlando	W	97-83
15	Denver	L	99-101
17	Sacramento	W	98-93
19	Boston	L	88-103
21	at Memphis	L	75-105
22	Chicago	W	95-85
24	Detroit	L	72-75
26	Philadelphia	W	92-79
27	at Miami	L	91-96
29	at Atlanta	L	93-94
30	Phoenix	L	104-114

## APRIL

1	at Milwaukee	L	89-96
4	at Chicago	L	96-102
5	Toronto	W	111-103
7	at New York	L	96-98
9	at Detroit	L	73-98
10	New York	W	101-82
12	Boston	W	117-112
14	Minnesota	W	89-77
15	at Charlotte	L	91-92 OT
17	at Toronto	W	120-95
19	Orlando	W	89-83

## PLAYOFFS

## FIRST ROUND

23	at New Jersey	W	90-88
25	at New Jersey	L	75-90
27	New Jersey	W	107-95
29	New Jersey	L	88-97

## MAY

2	at New Jersey	L	86-92
4	New Jersey	L	90-96

\* Oklahoma City, Okla.

PLAYER	G	GS	MIN	3-POINT			FTM-FTA	PCT	OR	DR	TR	AST	PF-DQ	STL	TO	BKS	PTS	AVG
				FGM-FGA	PCT	FGM-FGA												
JERMAINE O'NEAL	69	69	2459	498-1141	.436	0-7	.000	343-447	.767	153	508	661	167	232-3	50	203	182	1339 19.4
AL HARRINGTON	36	36	1208	223-487	.458	54-118	.458	72-101	.713	71	155	226	51	116-0	25	91	10	572 15.9
STEPHEN JACKSON	37	32	1186	180-430	.419	41-138	.297	120-146	.822	17	78	95	114	87-2	33	81	20	521 14.1
MIKE DUNLEAVY	43	43	1529	218-480	.454	34-120	.283	133-168	.792	44	200	244	111	120-1	46	78	10	603 14.0
DANNY GRANGER	82	57	2785	398-867	.459	110-288	.382	236-294	.803	114	267	381	114	245-3	66	135	61	1142 13.9
JAMAAAL TINSLEY	72	72	2243	346-889	.389	61-193	.316	172-239	.720	60	180	240	494	190-3	117	200	25	925 12.8
TROY MURPHY	42	31	1185	185-402	.460	36-88	.409	61-79	.772	63	194	257	66	133-2	25	49	25	467 11.1
SARUNAS JASKEVICIUS	37	1	664	91-221	.412	32-86	.372	59-64	.922	10	38	48	111	53-0	13	59	0	273 7.4
MARQUIS DANIELS	45	4	800	129-281	.459	6-26	.231	56-80	.700	26	56	82	57	56-0	27	55	7	320 7.1
IKE DIOGU	42	2	538	83-183	.454	0-0	---	77-96	.802	54	86	140	20	87-2	5	49	15	243 5.8
DARRELL ARMSTRONG	81	4	1275	156-377	.414	72-214	.336	73-93	.785	34	101	135	191	102-0	70	76	6	457 5.6
JEFF FOSTER	75	43	1740	122-259	.471	0-1	.000	78-122	.639	252	356	608	57	202-1	62	70	37	322 4.3
KEITH McLEOD	22	7	139	33-83	.386	7-22	.318	22-25	.880	1	21	22	45	30-0	7	23	2	93 4.2
SHAWNE WILLIAMS	46	3	556	75-160	.469	19-52	.365	11-20	.550	33	50	83	22	69-0	6	24	8	180 3.9
DAVID HARRISON	24	2	190	30-58	.517	0-0	---	11-22	.500	9	33	42	6	47-0	5	26	12	71 3.0
MACEO BASTON	47	2	405	49-76	.645	3-7	.429	37-47	.787	21	53	74	16	65-0	12	32	18	138 2.9
RAWLE MARSHALL	40	2	361	32-89	.360	4-18	.222	31-45	.689	8	21	29	13	22-0	12	19	5	99 2.5
JOSH POWELL	7	0	64	2-15	.133	0-0	---	8-12	.667	7	12	19	3	18-0	0	5	0	12 1.7
ORLEN GREENE	41	0	254	23-62	.371	2-11	.182	15-25	.600	12	32	44	22	38-0	17	28	4	63 1.5
<b>PACERS</b>	<b>82</b>	<b>410</b>	<b>19780</b>	<b>2872-6560</b>	<b>.438</b>	<b>481-1389</b>	<b>.346</b>	<b>1615-2125</b>	<b>.760</b>	<b>989</b>	<b>2441</b>	<b>3430</b>	<b>1680</b>	<b>1912-17</b>	<b>598</b>	<b>1335</b>	<b>447</b>	<b>7840 95.6</b>
<b>OPPONENTS</b>	<b>82</b>	<b>410</b>	<b>19780</b>	<b>2931-6416</b>	<b>.457</b>	<b>437-1175</b>	<b>.372</b>	<b>1741-2311</b>	<b>.753</b>	<b>915</b>	<b>2498</b>	<b>3413</b>	<b>1642</b>	<b>1942-24</b>	<b>644</b>	<b>1288</b>	<b>410</b>	<b>8040 98.0</b>

## 2006-07 SEASON (35-47)

## NOVEMBER

1	at Charlotte	W	106-99
3	NOK Hornets	L	91-100
4	at New York	W	109-95
7	Philadelphia	W	97-86
8	at Washington	L	91-117
10	Orlando	W	93-83
11	at Chicago	L	80-89
15	at Boston	L	88-114
17	New Jersey	L	91-100
18	at Milwaukee	W	102-100
21	Milwaukee	W	93-88
22	at Orlando	L	91-96
24	Cleveland	W	97-87
26	at Toronto	L	83-92
28	at Portland	W	105-97
29	at Golden State	W	108-106

## DECEMBER

1	at Seattle	L	103-105
2	at Denver	L	101-121
4	at L.A. Lakers	L	87-101
6	Orlando	W	94-80
8	Portland	W	108-95
9	at Cleveland	L	75-107
11	at Chicago	L	91-106
13	Detroit	W	101-90
15	New York	W	112-96
17	Utah	L	94-104
20	at Philadelphia	W	101-93
22	at Atlanta	W	100-90
23	Minnesota	L	71-78
26	Houston	W	81-76
29	at Detroit	W	93-92
30	Charlotte	L	102-113

## JANUARY

4	at Dallas	L	91-100
6	at NOK Hornets <sup>1</sup>	W	100-93
9	Atlanta	W	91-72
10	at Boston	W	97-84
12	Dallas	L	113-115 OT
15	at New Jersey	L	95-105
18	at Miami	L	101-104
20	New York	L	106-108
22	Chicago	W	98-91
24	Miami	W	96-94 OT
27	Toronto	W	102-84
28	at Detroit	L	87-95
30	Boston	W	103-96

## FEBRUARY

2	L.A. Lakers	W	95-84
3	at Memphis	W	116-110
5	Golden State	L	98-113
7	Seattle	L	102-103
9	Denver	L	95-102
11	L.A. Clippers	W	94-80
14	Memphis	W	114-104
21	Milwaukee	W	136-129 2OT
23	at Toronto	L	88-110
25	Sacramento	L	93-110
27	Phoenix	L	92-103

## MARCH

2	at Phoenix	L	90-115
3	at L.A. Clippers	L	64-87
6	at Sacramento	L	98-102
7	at Utah	L	72-94
10	Philadelphia	L	96-100
11	at Cleveland	L	88-99
13	at Minnesota	L	81-86
14	Washington	L	96-112
17	Atlanta	W	113-90
20	at Houston	L	76-86
21	at San Antonio	L	72-90
23	Miami	W	95-70
25	Chicago	L	90-92
27	Cleveland	L	94-105
28	at New Jersey	L	94-118
30	at Orlando	L	87-95

## APRIL

1	San Antonio	W	100-99
3	Detroit	L	85-100
6	at Charlotte	W	112-102
7	Boston	W	105-98
10	at Philadelphia	L	86-90
11	at Milwaukee	W	104-98
13	at Miami	L	96-100
15	New Jersey	L	107-111
17	at Atlanta	L	102-118
18	Washington	L	95-98

<sup>1</sup> Oklahoma City, Okla.

## ALL-TIME RESULTS

2007-08

PLAYER	G	GS	MIN	3-POINT				FTM-FTA	PCT	OR	DR	TR	AST	PF-DQ	STL	TO	BKS	PTS	AVG
				FGM-FGA	PCT	FGM-FGA	PCT												
DANNY GRANGER	80	80	2876	537-1205	.446	171-423	.404	322-378	.852	93	393	486	166	290-9	95	171	84	1567	19.6
MIKE DUNLEAVY	82	82	2953	532-1117	.476	165-389	.424	336-403	.834	59	365	424	288	208-4	86	190	31	1565	19.1
JERMAINE O'NEAL	42	34	1206	225-512	.439	0-5	.000	121-163	.742	82	201	283	93	129-2	20	106	87	571	13.6
TROY MURPHY	75	61	2106	315-693	.455	94-236	.398	192-241	.797	108	435	543	165	217-5	49	96	32	916	12.2
JAMAAL TINSLEY	39	36	1293	176-463	.380	40-141	.284	72-100	.720	24	117	141	326	97-0	66	130	10	464	11.9
FLIP MURRAY	23	17	527	97-228	.427	14-36	.389	46-61	.754	10	37	47	80	31-0	25	53	3	254	11.0
KAREEM RUSH	71	15	1504	228-569	.401	102-262	.389	30-42	.714	19	149	168	89	108-0	42	62	19	588	8.3
MARQUIS DANIELS	74	1	1546	241-561	.430	27-102	.265	97-139	.698	66	146	212	137	121-0	79	112	18	606	8.2
TRAVIS DIENER	66	21	1356	159-430	.370	74-233	.318	64-71	.901	26	89	115	251	107-1	35	55	4	456	6.9
SHAWNE WILLIAMS	65	3	967	159-372	.427	43-137	.314	76-106	.717	54	122	176	59	132-4	26	58	26	437	6.7
JEFF FOSTER	77	52	1884	205-373	.550	0-3	.000	86-145	.593	264	404	668	129	221-4	56	62	32	496	6.4
IKE DIOGU	30	1	305	64-134	.478	0-0	—	40-47	.851	38	47	85	10	43-0	7	20	3	168	5.6
DAVID HARRISON	55	0	702	90-170	.529	0-0	—	49-96	.510	43	75	118	14	164-3	20	58	59	229	4.2
ANDRE OWENS	31	7	392	40-107	.374	18-40	.450	25-34	.735	13	34	47	47	37-0	13	24	3	123	4.0
STEPHEN GRAHAM	22	0	128	34-58	.586	7-14	.500	12-16	.750	4	18	22	9	14-0	4	10	1	87	4.0
COURTNEY SIMS	3	0	11	0-1	.000	0-0	—	0-0	—	1	1	2	1	2-0	0	0	0	0	0.0
<b>PACERS</b>	<b>82</b>	<b>410</b>	<b>19755</b>	<b>3102-6993</b>	<b>.444</b>	<b>755-2021</b>	<b>.374</b>	<b>1568-2042</b>	<b>.768</b>	<b>904</b>	<b>2633</b>	<b>3537</b>	<b>1864</b>	<b>1921-32</b>	<b>623</b>	<b>1236</b>	<b>412</b>	<b>8527</b>	<b>104.0</b>
<b>OPPONENTS</b>	<b>82</b>	<b>410</b>	<b>19755</b>	<b>3093-6817</b>	<b>.454</b>	<b>606-1571</b>	<b>.386</b>	<b>1850-2443</b>	<b>.757</b>	<b>929</b>	<b>2800</b>	<b>3729</b>	<b>1820</b>	<b>1782-11</b>	<b>663</b>	<b>1297</b>	<b>416</b>	<b>8642</b>	<b>105.4</b>

## 2007-08 SEASON (36-46)

## OCTOBER

31 Washington W 119-110 OT

## NOVEMBER

2 Miami W 87-85

3 at Memphis W 121-111

7 L.A. Clippers L 89-104

9 at Charlotte L 87-96

10 Denver L 106-113

13 Boston L 86-101

14 at Washington L 90-103

16 at Toronto L 101-110

17 Utah W 117-97

20 L.A. Lakers L 114-134

21 at New Orleans W 105-93

23 Dallas W 111-107

25 Cleveland L 106-111

27 at Denver W 112-110

28 at Portland W 95-89

30 at Seattle L 93-95

## DECEMBER

2 at L.A. Clippers W 101-95

4 Phoenix L 117-121

7 at Orlando W 115-109

11 at Cleveland L 105-118

12 Chicago W 117-102

14 Toronto L 93-104

15 at Miami W 106-103

17 at New York W 119-92

19 Philadelphia W 102-85

21 at Minnesota L 118-131

22 Washington W 93-85

26 at Atlanta L 95-107

28 at Detroit L 101-114

29 Detroit L 92-98

31 at Charlotte L 103-107 OT

## JANUARY

2 Memphis L 72-90

4 Atlanta W 113-91

6 at L.A. Lakers L 96-112

8 at Utah L 89-111

9 at Phoenix L 122-129 OT

12 at Sacramento W 111-105

13 at Golden State L 101-106

16 Golden State W 125-117

19 Sacramento L 104-110

21 at Philadelphia W 110-103

23 at Chicago L 95-108

24 at Milwaukee L 92-104

26 at Miami L 96-98

29 Detroit L 104-110

## FEBRUARY

1 Houston L 103-106

2 Orlando L 115-121

5 San Antonio L 89-116

6 at New York W 103-100

9 Portland W 101-93

12 Boston L 97-104

13 at Detroit L 80-96

20 Cleveland L 97-106

22 New Jersey W 113-103

23 at New Jersey L 91-102

25 Toronto L 98-102

27 Chicago L 107-113

29 at Toronto W 122-111

## MARCH

2 Milwaukee W 128-106

5 at Houston L 99-117

6 at San Antonio L 97-108

8 at Cleveland L 95-103

11 Seattle W 114-107

14 at Dallas L 97-116

15 at Orlando L 111-122

17 New York W 110-98

19 Charlotte W 102-95

21 Minnesota W 124-113

22 at Chicago W 108-101

25 New Orleans L 106-114

26 at New Jersey L 117-124

28 New Jersey W 123-115

31 Miami W 105-85

## APRIL

2 at Boston L 77-92

4 at Milwaukee W 105-101

6 Milwaukee W 105-97

8 Atlanta W 112-98

11 at Philadelphia W 85-76

12 Charlotte L 103-107

14 at Washington L 110-117

16 New York W 132-123

PLAYER	G	GS	MIN	FGM-FGA		PCT	3-POINT		FTM-FTA	PCT	OR	DR	TR	AST	PF-DQ	STL	TO	BKS	PTS	AVG
							FGM-FGA	PCT												
DANNY GRANGER	67	66	2424	571-1277	.447	182-450	.404	404-460	.878	49	292	341	183	207-3	69	165	97	1728	25.8	
MIKE DUNLEAVY	18	14	495	93-232	.401	32-90	.356	53-65	.815	14	54	68	44	36-0	12	38	9	271	15.1	
T.J. FORD	74	49	2258	413-913	.452	35-104	.337	245-281	.872	59	200	259	392	180-1	89	180	16	1106	14.9	
TROY MURPHY	73	73	2482	364-767	.475	161-358	.450	152-184	.826	146	715	861	172	226-2	58	114	34	1041	14.3	
MARQUIS DANIELS	54	43	1700	311-689	.451	18-90	.200	93-129	.721	80	168	248	114	120-0	62	94	26	733	13.6	
JARRETT JACK	82	53	2716	386-853	.453	78-221	.353	224-263	.852	44	232	276	338	179-0	88	184	17	1074	13.1	
BRANDON RUSH	75	19	1803	243-575	.423	78-209	.373	46-66	.697	34	199	233	66	128-1	38	75	37	610	8.1	
ROY HIBBERT	70	42	1009	198-420	.471	0-0	---	98-147	.667	115	128	243	49	215-5	20	55	76	494	7.1	
RASHO NESTEROVIC	70	19	1214	224-437	.513	0-1	.000	25-32	.781	93	147	240	109	171-1	30	63	38	473	6.8	
JEFF FOSTER	74	26	1828	177-353	.501	2-7	.286	96-146	.658	215	293	508	130	229-5	53	88	49	452	6.1	
STEPHEN GRAHAM	52	6	684	106-256	.414	20-66	.303	50-62	.806	21	75	96	33	82-1	10	45	4	282	5.4	
TRAVIS DIENER	55	0	719	74-179	.413	46-118	.390	12-15	.800	6	80	86	122	42-0	26	21	5	206	3.7	
MACEO BASTON	27	0	217	25-46	.543	0-1	.000	17-27	.630	22	30	52	7	39-0	6	12	10	67	2.5	
JOSH MCROBERTS	33	0	279	35-83	.422	0-10	.000	10-13	.769	26	48	74	16	41-1	12	12	16	80	2.4	
PACERS	82	-	19830	3220-7080	.455	652-1725	.378	1525-1890	.807	924	2661	3585	1775	1895-20	573	1189	434	8617	105.1	
OPPONENTS	82	-	19830	3141-6862	.458	569-1519	.375	1857-2431	.764	909	2708	3617	1731	1692-9	635	1151	444	8708	106.2	

## 2008-09 SEASON (36-46)

## OCTOBER

29 at Detroit L 94-100

## NOVEMBER

1 Boston W 95-79  
 5 Phoenix L 103-113  
 7 at Cleveland L 107-111  
 8 New Jersey W 98-80  
 10 Oklahoma City W 107-99  
 12 at New Jersey W 98-87  
 14 Philadelphia L 92-94  
 15 at Chicago L 91-104  
 18 Atlanta W 113-96  
 21 Orlando L 98-100 OT  
 22 at Miami L 100-109  
 25 at Dallas L 106-109  
 26 at Houston W 91-90  
 28 Charlotte L 108-115 OT  
 29 at Orlando L 96-110

## DECEMBER

2 L.A. Lakers W 118-117  
 3 at Boston L 96-114  
 5 at Cleveland L 73-97  
 7 Boston L 117-122 OT  
 10 at Toronto L 88-101  
 12 at Detroit L 110-114  
 13 at Milwaukee L 103-121  
 15 at Washington W 118-98  
 17 Golden State W 127-120  
 19 L.A. Clippers L 109-117 2OT  
 20 at Philadelphia W 95-94  
 23 New Jersey L 107-108  
 26 at Memphis L 105-108  
 28 New Orleans L 103-105  
 30 Atlanta L 104-110

## JANUARY

2 at New York W 105-103  
 3 Sacramento W 122-117  
 5 at Denver L 115-135  
 7 at Phoenix W 113-110  
 9 at L.A. Lakers L 119-121  
 11 at Golden State L 117-120  
 12 at Utah L 113-120  
 14 Detroit W 110-106 OT  
 16 Toronto W 111-104  
 19 at New Orleans L 100-103  
 20 at San Antonio L 81-99  
 23 Houston W 107-102  
 25 Charlotte W 98-93  
 27 at Orlando L 111-135  
 28 Milwaukee W 107-99  
 30 Miami W 114-103  
 31 New York L 113-122

## FEBRUARY

3 Minnesota L 111-116  
 5 at Philadelphia L 94-99  
 6 Orlando W 107-102  
 8 at Washington L 117-119  
 10 Cleveland W 96-95  
 11 at Milwaukee L 110-122  
 17 Philadelphia W 100-91  
 18 at Charlotte L 94-103  
 20 at Minnesota W 112-105  
 22 Chicago W 98-91  
 23 at New York L 119-123  
 25 Memphis W 104-99  
 27 at Boston L 99-104

## MARCH

1 Denver W 100-94  
 3 at Sacramento W 117-109  
 4 at Portland L 105-107  
 7 at L.A. Clippers W 106-105  
 10 Utah L 100-112  
 13 at Atlanta L 87-101  
 15 at Toronto L 87-110  
 18 Portland L 85-95  
 20 Dallas L 92-94  
 21 at Charlotte W 108-83  
 25 Miami W 90-88  
 28 at Chicago L 106-112  
 29 Washington W 124-115  
 31 Chicago W 107-105

## APRIL

3 San Antonio L 121-126  
 5 at Oklahoma City W 117-99  
 8 Toronto W 130-101  
 10 at Atlanta L 118-122  
 11 Detroit W 106-102  
 13 Cleveland L 109-117  
 15 Milwaukee W 115-108





PASSION PRIDE PACERS





PASSION PRIDE PACERS

# *All-Time Roster*

1967-2010

## KEY

YR.....Years	FTM.....Free Throws Made	DQ.....Disqualifications (number of times fouled out)
G.....Games	FTA.....Free Throws Attempted	ST.....Steals
GS.....Games Started	OR.....Offensive Rebounds	TO.....Turnovers
MIN.....Minutes Played	DR.....Defensive Rebounds	BKS.....Blocked Shots
FGM.....Field Goals Made	TR.....Total Rebounds	PTS.....Points
FGA.....Field Goals Attempted	AVG.....Average Per Game	
PCT.....Percentage	AST.....Assists	
3 PT FGM.....3-Point Field Goals Made	PF.....Personal Fouls	<i>Lines in italics are for ABA seasons.</i>
3 PT FGA.....3-Point Field Goals Attempted		

## TOM ABERNETHY (#5)

**Height:** 6-7 **Weight:** 220 **Birthdate:** May 6, 1954 **College:** Indiana '76**Signed:** December 26, 1980, as a free agent

3-POINT																				
YR	G	GS	MIN	FGM-FGA	PCT	FGM-FGA	PCT	FTM-FTA	PCT	OR	DR	TR	AVG	AST	PF-DQ	ST	TO	BKS	PTS	AVG
1980-81	29	0	259	24-56	.429	0-1	.000	11-19	.579	19	21	40	1.4	18	29-0	6	6	3	59	2.0

## MATT AITCH (#45)

**Height:** 6-7 **Weight:** 240 **Birthdate:** August 21, 1944 **College:** Michigan State '68**Signed:** September 1967 (original signee)

3-POINT																				
YR	G	GS	MIN	FGM-FGA	PCT	FGM-FGA	PCT	FTM-FTA	PCT	OR	DR	TR	AVG	AST	PF-DQ	ST	TO	BKS	PTS	AVG
1967-68	45	0	637	100-247	.405	0-2	.000	52-77	.675	54	106	160	3.6	18	69-1	---	37	---	252	5.6
PLAYOFF STATISTICS																				
1967-68	2	0	4	2-4	.500	0-0	---	0-0	---	0	0	0	---	0	0-0	---	1	---	4	2.0

## JEROME ALLEN (#53)

**Height:** 6-4 **Weight:** 184 **Birthdate:** January 28, 1973 **College:** Pennsylvania '95**Signed:** August 16, 1996, as a free agent**Traded:** February 20, 1997, to Denver in exchange for Darvin Ham

3-POINT																				
YR	G	GS	MIN	FGM-FGA	PCT	FGM-FGA	PCT	FTM-FTA	PCT	OR	DR	TR	AVG	AST	PF-DQ	ST	TO	BKS	PTS	AVG
1996-97	51	1	692	57-147	.388	23-59	.390	27-47	.574	13	52	65	1.3	109	67-0	27	56	0	164	3.2

## JEROME ANDERSON (#23)

**Height:** 6-5 **Weight:** 195 **Birthdate:** October 9, 1953 **College:** West Virginia '75**Signed:** November 3, 1976, as a free agent**Waived:** January 17, 1977**Signed:** February 4, 1977, as a free agent**Waived:** February 13, 1977

3-POINT																				
YR	G	GS	MIN	FGM-FGA	PCT	FGM-FGA	PCT	FTM-FTA	PCT	OR	DR	TR	AVG	AST	PF-DQ	ST	TO	BKS	PTS	AVG
1976-77	27	0	164	26-59	.441	0-0	---	14-20	.700	9	3	12	0.4	10	26-0	6	---	2	66	2.4

## KENNY ANDERSON (#13)

**Height:** 6-1 **Weight:** 170 **Birthdate:** October 9, 1970 **College:** Georgia Tech '93**Signed:** September 9, 2003, as a free agent

3-POINT																				
YR	G	GS	MIN	FGM-FGA	PCT	FGM-FGA	PCT	FTM-FTA	PCT	OR	DR	TR	AVG	AST	PF-DQ	ST	TO	BKS	PTS	AVG
2003-04	44	31	905	113-256	.441	1-4	.250	35-48	.729	19	62	81	1.8	125	73-0	26	50	5	262	6.0
PLAYOFF STATISTICS																				
2003-04	4	0	19	2-7	.286	0-0	---	0-0	---	0	1	1	0.3	1	3-0	1	5	0	4	1.0

**RON ANDERSON (#15)**

**Height:** 6-7 **Weight:** 215 **Birthdate:** October 15, 1958 **College:** Fresno State '84  
**Acquired:** December 10, 1985, from Cleveland in exchange for a fourth-round draft pick  
**Traded:** October 3, 1988, to Philadelphia in exchange for draft rights to Everett Stephens

YR	G	GS	MIN	3-POINT																
				FGM-FGA	PCT	FGM-FGA	PCT	FTM-FTA	PCT	OR	DR	TR	AVG	AST	PF-DQ	ST	TO	BKS	PTS	AVG
1985-86	60	27	1469	273-554	.493	2-8	.250	73-111	.658	125	123	248	4.1	136	105-0	55	76	6	621	10.4
1986-87	63	0	721	139-294	.473	0-5	.000	85-108	.787	73	78	151	2.4	54	65-0	31	55	3	363	5.8
1987-88	74	1	1097	217-436	.498	0-2	.000	108-141	.766	89	127	216	2.9	78	98-0	41	73	6	542	7.3
NBA (3)	197	28	3287	629-1284	.490	2-15	.133	266-360	.739	287	328	615	3.1	268	268-0	127	204	15	1526	7.7
PLAYOFF STATISTICS																				
1986-87	4	0	24	2-4	.500	0-0	---	0-0	---	2	1	3	0.8	0	2-0	0	0	0	4	1.0

**DARRELL ARMSTRONG (#24)**

**Height:** 6-1 **Weight:** 180 **Birthdate:** June 22, 1968 **College:** Fayetteville State '91  
**Acquired:** July 24, 2006, from Dallas, along with Rawle Marshall and Josh Powell, in exchange for Anthony Johnson  
**Waived:** October 1, 2007

3-POINT																				
YR	G	GS	MIN	FGM-FGA	PCT	FGM-FGA	PCT	FTM-FTA	PCT	OR	DR	TR	AVG	AST	PF-DQ	ST	TO	BKS	PTS	AVG
2006-07	81	4	1275	156-377	.414	72-214	.336	73-93	.785	34	101	135	1.7	191	102-0	70	76	6	457	5.6

**WARREN ARMSTRONG (#15)**

**Height:** 6-2 **Weight:** 200 **Birthdate:** August 29, 1946 **College:** Wichita State '68  
**Acquired:** October 13, 1970, from Kentucky in exchange for a 1971 first-round draft pick and cash

3-POINT																				
YR	G	GS	MIN	FGM-FGA	PCT	FGM-FGA	PCT	FTM-FTA	PCT	OR	DR	TR	AVG	AST	PF-DQ	ST	TO	BKS	PTS	AVG
1970-71	62	0	1586	227-554	.410	47-163	.288	181-238	.761	68	230	298	4.8	214	205-4	---	190	---	682	11.0
PLAYOFF STATISTICS																				
1970-71	11	4	250	29-96	.302	3-28	.107	25-31	.806	12	28	40	3.6	33	27-1	---	21	---	86	7.8

**BOB ARNZEN (#22)**

**Height:** 6-6 **Weight:** 205 **Birthdate:** November 3, 1947 **College:** Notre Dame '69  
**Signed:** 1972 as a free agent  
**Waived:** January 20, 1974

YR	G	GS	MIN	3-POINT			FTM-FTA	PCT	OR	DR	TR	AVG	AST	PF-DQ	ST	TO	BKS	PTS	AVG	
				FGM-FGA	PCT	PCT														
1972-73	23	1	111	20-38	.526	0-3	.000	6-8	.750	11	12	23	1.0	3	12-0	1	0	1	46	2.0
1973-74	20	0	149	24-48	.500	1-1	1.000	7-9	.778	10	10	20	1.0	3	11-0	3	8	2	56	2.8
ABA (2)	43	1	260	44-86	.512	1-4	.250	13-17	.765	21	22	43	1.0	6	23-0	4	8	3	102	2.4
PLAYOFF STATISTICS																				
1972-73	7	0	12	3-6	.500	0-2	.000	1-1	1.000	0	0	0	---	0	1-0	0	0	0	7	1.0

**RON ARTEST (#15, #23, #91)**

**Height:** 6-7 **Weight:** 246 **Birthdate:** November 13, 1979 **College:** St. John's (N.Y.) '01  
**Acquired:** February 19, 2002, from Chicago, along with Ron Mercer, Brad Miller and Kevin Ollie in exchange for Travis Best, Norm Richardson, Jalen Rose and a second-round draft pick  
**Traded:** January 25, 2006, to Sacramento, in exchange for Peja Stojakovic

YR	G	GS	MIN	3-POINT																
				FGM-FGA	PCT	FGM-FGA	PCT	FTM-FTA	PCT	OR	DR	TR	AVG	AST	PF-DQ	ST	TO	BKS	PTS	AVG
2001-02	28	24	819	117-285	.411	17-79	.215	55-75	.733	33	107	140	5.0	50	109-4	66	49	16	306	10.9
2002-03	69	67	2317	362-846	.428	71-211	.336	273-371	.736	101	261	362	5.2	198	242-7	159	145	50	1068	15.5
2003-04	73	7	2714	468-1112	.421	75-242	.310	322-439	.733	100	285	385	5.3	272	194-2	152	202	50	1333	18.3
2004-05	7	7	291	59-119	.496	7-17	.412	47-51	.922	8	37	45	6.4	22	27-0	12	17	6	172	24.6
2005-06	16	16	603	109-237	.460	18-54	.333	74-121	.612	26	52	78	4.9	35	45-0	42	43	11	310	19.4
NBA (5)	193	185	6744	1115-2599	.429	188-603	.312	771-1057	.729	268	742	1010	5.2	577	617-13	431	456	133	3189	16.5
PLAYOFF STATISTICS																				
2001-02	5	5	167	22-54	.407	6-13	.462	9-13	.692	6	24	30	6.0	16	19-1	13	9	3	59	11.8
2002-03	6	6	252	35-90	.389	12-31	.387	32-40	.800	11	24	35	5.8	13	25-2	15	16	6	114	19.0
2003-04	15	15	584	98-259	.378	19-66	.288	61-85	.718	24	74	98	6.5	48	45-2	21	37	16	276	18.4
NBA (3)	26	26	1003	155-403	.385	37-110	.336	102-138	.739	41	122	163	6.3	77	89-5	49	62	25	449	17.3

1967-2010

**VINCENT ASKEW (#2)****Height:** 6-6 **Weight:** 235 **Birthdate:** February 28, 1966 **College:** Memphis State '88**Acquired:** November 4, 1996, from New Jersey in exchange for Reggie Williams**Traded:** February 20, 1997, to Denver, along with Eddie Johnson and Indiana's 1997 and 1998 second-round draft picks, in exchange for Mark Jackson and LaSalle Thompson

3-POINT																				
YR	G	GS	MIN	FGM-FGA	PCT	FGM-FGA	PCT	FTM-FTA	PCT	OR	DR	TR	AVG	AST	PF-DQ	ST	TO	BKS	PTS	AVG
1996-97	41	0	822	79-183	.432	7-24	.292	68-86	.791	25	73	98	2.4	90	122-5	17	42	6	233	5.7

**MIKE BANTON (#42)****Height:** 6-9 **Weight:** 220 **Birthdate:** December 3, 1951 **College:** St. Joseph's (Pa.) '73**Acquired:** September 1, 1977, from Buffalo, along with Adrian Dantley in exchange for Billy Knight**Traded:** January 20, 1982, to Philadelphia in exchange for cash

YR	G	GS	MIN	FGM-FGA	PCT	3-POINT			OR	DR	TR	AVG	AST	PF-DQ	ST	TO	BKS	PTS	AVG	
						FGM-FGA	PCT	FTM-FTA												
1977-78	82	78	2775	502-1047	.479	0-0	---	254-342	.743	184	426	610	7.4	238	333-13	100	218	50	1258	15.3
1978-79	81	81	2528	482-1036	.465	0-0	---	227-338	.672	225	425	650	8.0	223	316-8	99	193	62	1191	14.7
1979-80	77	69	2330	384-760	.505	1-3	.333	139-209	.665	192	264	456	5.9	279	268-7	85	189	49	908	11.8
1980-81	76	74	2375	431-882	.489	0-6	.000	199-281	.708	150	277	427	5.6	240	284-9	80	197	85	1061	14.0
1981-82	39	37	1037	178-406	.438	1-3	.333	101-153	.660	87	127	214	5.5	68	139-5	38	85	24	458	11.7
NBA (5)	355	339	11045	1977-4131	.479	2-12	.167	920-1323	.695	838	1519	2357	6.6	1048	1340-42	402	882	270	4876	13.7
PLAYOFF STATISTICS																				
1980-81	2	2	51	12-16	.750	0-0	---	5-7	.714	5	3	8	4.0	1	10-0	1	6	1	29	14.5

**NATE BARNETT (#22)****Height:** 6-3 **Weight:** 175 **Birthdate:** January 29, 1953 **College:** Akron '75**Signed:** 1975 as a free agent

3-POINT																				
YR	G	GS	MIN	FGM-FGA	PCT	FGM-FGA	PCT	FTM-FTA	PCT	OR	DR	TR	AVG	AST	PF-DQ	ST	TO	BKS	PTS	AVG
1975-76	12	0	73	12-26	.462	0-1	.000	3-8	.375	3	5	8	0.7	8	22-0	3	8	1	27	2.3

**JOHN BARNHILL (#12, #15)****Height:** 6-1 **Weight:** 183 **Birthdate:** March 30, 1938 **College:** Tennessee State '59**Traded:** February 1, 1971, to Denver, along with Art Becker, in exchange for Wayne Chapman and Don Sidle

3-POINT																				
YR	G	GS	MIN	FGM-FGA	PCT	FGM-FGA	PCT	FTM-FTA	PCT	OR	DR	TR	AVG	AST	PF-DQ	ST	TO	BKS	PTS	AVG
1969-70	77	--	2374	325-824	.394	71-272	.261	158-238	.664	60	113	173	2.2	312	198-2	—	157	—	879	11.4
1970-71	43	—	619	80-241	.332	14-75	.187	42-61	.689	24	38	62	1.4	83	51-0	—	37	—	216	5.0
1971-72	19	2	194	28-87	.322	4-35	.114	8-15	.533	8	11	19	1.0	16	16-0	—	12	—	68	3.6
ABA (3)	139	2	3187	433-1152	.376	89-382	.233	208-314	.662	92	162	254	1.8	411	265-2	—	206	—	1163	8.4
PLAYOFF STATISTICS																				
1969-70	14	9	317	28-88	.318	8-35	.229	21-41	.512	5	28	33	2.4	25	41-0	—	16	—	85	6.1

**MACEO BASTON (#9)****Height:** 6-10 **Weight:** 230 **Birthdate:** May 29, 1976 **College:** Michigan '98**Signed:** July 28, 2006, as a free agent**Acquired:** July 9, 2008, from Toronto, along with T.J. Ford, Rasho Nesterovic and Roy Hibbert, in exchange for Jermaine O'Neal and Nathan Jawai

3-POINT																				
YR	G	GS	MIN	FGM-FGA	PCT	FGM-FGA	PCT	FTM-FTA	PCT	OR	DR	TR	AVG	AST	PF-DQ	ST	TO	BKS	PTS	AVG
2006-07	47	2	405	49-76	.645	3-7	.429	37-47	.787	21	53	74	1.6	16	65-0	12	32	18	138	2.9
2008-09	27	0	217	25-46	.543	0-1	.000	17-27	.630	22	30	52	1.9	7	39-0	6	12	10	67	2.5
NBA (2)	74	2	622	74-122	.607	3-8	.375	54-74	.730	43	83	126	1.7	23	104-0	18	44	28	205	2.8

**JOHN BAUM (#22)****Height:** 6-6 **Weight:** 205 **Birthdate:** June 19, 1946 **College:** Temple '69**Signed:** February 6, 1974, as a free agent**Waived:** April 1974

3-POINT																				
YR	G	GS	MIN	FGM-FGA	PCT	FGM-FGA	PCT	FTM-FTA	PCT	OR	DR	TR	AVG	AST	PF-DQ	ST	TO	BKS	PTS	AVG
1973-74	13	1	113	17-36	.472	0-0	---	2-4	.500	12	13	25	1.9	2	17-0	6	6	2	36	2.8
PLAYOFF STATISTICS																				
1973-74	11	0	107	17-32	.531	0-0	---	6-6	1.000	8	12	20	1.8	2	12-0	5	5	1	40	3.6

**ART BECKER (#43)****Height:** 6-8 **Weight:** 210 **Birthdate:** January 12, 1942 **College:** Arizona State '64**Signed:** 1969 as a free agent**Traded:** February 1, 1971, to Denver, along with John Barnhill, in exchange for Wayne Chapman and Don Sidle

3-POINT																				
YR	G	GS	MIN	FGM-FGA	PCT	FGM-FGA	PCT	FTM-FTA	PCT	OR	DR	TR	AVG	AST	PF-DQ	ST	TO	BKS	PTS	AVG
1969-70	82	0	1504	309-593	.521	0-1	.000	111-137	.810	110	269	379	4.6	45	249-8	---	61	---	729	8.9
1970-71	51	0	840	187-376	.497	4-6	.667	62-69	.899	69	148	217	4.3	22	153-1	---	43	---	440	8.6
ABA (2)	133	0	2344	496-969	.512	4-7	.571	173-206	.840	179	417	596	4.5	67	402-9	---	104	---	1169	8.8
PLAYOFF STATISTICS																				
1969-70	15	0	227	36-69	.522	0-0	---	21-24	.875	15	43	58	3.8	5	36-1	---	5	---	93	6.2

**RON BEHAGEN (#1)****Height:** 6-9 **Weight:** 235 **Birthdate:** January 19, 1951 **College:** Minnesota '73**Acquired:** December 21, 1977, from Houston in exchange for Alonzo Bradley**Waived:** September 11, 1978

YR	3-POINT																			
	G	GS	MIN	FGM-FGA	PCT	FGM-FGA	PCT	FTM-FTA	PCT	OR	DR	TR	AVG	AST	PF-DQ	ST	TO	BKS	PTS	AVG
1977-78	51	10	1131	222-544	.408	0-0	---	128-176	.727	146	187	333	6.5	65	160-1	32	113	19	572	11.2

**JONATHAN BENDER (#24)****Height:** 6-11 **Weight:** 202 **Birthdate:** January 30, 1981 **High School:** Picayune Memorial (Miss.) '99**Acquired:** August 5, 1999, from Toronto in exchange for Antonio Davis**Waived:** June 14, 2006

YR	G	GS	MIN	3-POINT										AST	PF-DQ	ST	TO	BKS	PTS	AVG
				FGM-FGA	PCT	FGM-FGA	PCT	FTM-FTA	PCT	OR	DR	TR	AVG							
1999-00	24	1	130	23-70	.329	2-12	.167	16-24	.667	4	17	21	0.9	3	18-0	1	7	5	64	2.7
2000-01	59	7	574	66-186	.355	11-41	.268	50-68	.735	14	60	74	1.3	32	73-0	7	42	28	193	3.3
2001-02	78	17	1647	198-460	.430	45-125	.360	140-181	.773	64	180	244	3.1	62	147-1	19	96	49	581	7.4
2002-03	46	2	819	112-254	.441	19-53	.358	60-84	.714	42	91	133	2.9	42	86-0	8	42	56	303	6.6
2003-04	21	0	271	50-106	.472	9-22	.409	39-47	.830	9	31	40	1.9	9	23-0	5	33	11	148	7.0
2004-05	7	0	93	16-40	.400	1-5	.200	3-6	.500	5	9	14	2.0	4	9-0	1	10	2	36	5.1
2005-06	2	0	21	4-5	.800	0-0	---	2-2	1.000	0	4	4	2.0	2	2-0	0	0	1	10	5.0
NBA (7)	237	27	3555	469-1121	.418	87-258	.337	310-412	.752	138	392	530	2.2	154	358-1	41	230	152	1335	5.6
PLAYOFF STATISTICS																				
1999-00	9	0	21	4-6	.667	1-1	1.000	3-6	.500	0	3	3	0.3	0	2-0	1	0	0	12	1.3
2000-01	1	0	4	0-1	.000	0-0	---	0-0	---	0	0	0	0.0	0	1-0	0	0	0	0	0.0
2001-02	5	0	45	3-6	.500	0-1	.000	0-0	---	0	4	4	0.8	2	6-0	2	5	3	6	1.2
2002-03	3	0	34	5-15	.333	3-9	.333	4-6	.667	3	4	7	2.3	0	2-0	0	0	2	17	5.7
2003-04	16	0	200	28-69	.406	9-25	.360	12-16	.750	10	18	28	1.8	7	19-0	2	12	14	77	4.8
NBA (5)	34	0	304	40-97	.412	13-36	.361	19-28	.679	13	29	42	1.2	9	30-0	5	17	19	112	3.3

**MEL BENNETT (#9)****Height:** 6-7 **Weight:** 200 **Birthdate:** January 4, 1955 **College:** Pittsburgh '78**Acquired:** November 2, 1976, from Philadelphia in exchange for a 1980 first-round draft pick**Traded:** September 1, 1978, to Denver in exchange for future considerations

3-POINT																				
YR	G	GS	MIN	FGM-FGA	PCT	FGM-FGA	PCT	FTM-FTA	PCT	OR	DR	TR	AVG	AST	PF-DQ	ST	TO	BKS	PTS	AVG
1976-77	67	1	911	101-294	.344	0-0	---	112-187	.599	110	127	237	3.5	70	155-0	37	---	33	314	4.7
1977-78	31	0	285	23-81	.284	0-0	---	28-45	.622	49	44	93	3.0	22	54-1	11	30	7	74	2.4
NBA (2)	98	1	1196	124-375	.331	0-0	---	140-232	.603	159	171	330	3.4	92	209-1	48	30	40	388	4.0

1967-2010

## TRAVIS BEST (#4)

**Height:** 5-11 **Weight:** 182 **Birthdate:** July 12, 1972 **College:** Georgia Tech '95**Drafted:** First Round (23rd pick) 1995**Traded:** February 19, 2002, to Chicago, along with Norm Richardson, Jalen Rose and a second-round draft pick, in exchange for Ron Artest, Ron Mercer, Brad Miller and Kevin Ollie

YR	G	GS	MIN	3-POINT																
				FGM-FGA	PCT	FGM-FGA	PCT	FTM-FTA	PCT	OR	DR	TR	AVG	AST	PF-DQ	ST	TO	BKS	PTS	AVG
1995-96	59	1	571	69-163	.423	8-25	.320	75-90	.833	11	33	44	0.7	97	80-0	20	63	3	221	3.7
1996-97	76	46	2064	274-620	.442	57-155	.368	149-197	.756	36	130	166	2.2	318	221-3	98	153	5	754	9.9
1997-98	82	0	1547	201-480	.419	21-70	.300	112-131	.855	28	94	122	1.5	281	193-3	85	111	5	535	6.5
1998-99	49	0	1043	127-305	.416	22-59	.373	70-83	.843	19	61	80	1.6	169	111-2	42	62	4	346	7.1
1999-00	82	0	1691	271-561	.483	35-93	.376	156-190	.821	16	126	142	1.7	272	204-1	76	107	5	733	8.9
2000-01	77	21	2457	347-788	.440	37-97	.381	187-226	.827	38	184	222	2.9	473	246-10	110	127	11	918	11.9
2001-02	44	3	954	116-264	.439	13-34	.382	57-65	.877	10	60	70	1.6	175	101-3	57	59	6	302	6.9
NBA (7)	469	71	10327	1405-3181	.442	193-533	.362	806-982	.821	158	688	846	1.8	1785	1156-22	488	682	39	3809	8.1
PLAYOFF STATISTICS																				
1995-96	5	0	84	11-22	.500	1-6	.167	6-7	.857	3	8	11	2.2	9	10-0	6	10	0	29	5.8
1997-98	16	0	280	27-72	.375	5-18	.278	38-43	.884	1	15	16	1.0	31	36-0	11	19	3	97	6.1
1998-99	11	0	150	16-46	.348	2-10	.200	12-13	.923	7	10	17	1.5	21	34-1	4	14	1	46	4.2
1999-00	23	0	463	77-179	.430	13-30	.433	37-44	.841	15	42	57	2.5	66	61-1	19	25	4	204	8.9
2000-01	4	4	163	17-39	.436	1-3	.333	4-4	1.000	6	13	19	4.8	37	15-1	4	6	0	39	9.8
NBA (5)	59	4	1140	148-358	.413	22-67	.328	97-111	.874	32	88	120	2.0	164	156-3	44	74	8	415	7.0

## ETDRICK BOHANNON (#21)

**Height:** 6-9 **Weight:** 220 **Birthdate:** May 29, 1973 **College:** Auburn-Montgomery '97**Signed:** July 10, 1997, as a free agent

3-POINT																				
YR	G	GS	MIN	FGM-FGA	PCT	FGM-FGA	PCT	FTM-FTA	PCT	OR	DR	TR	AVG	AST	PF-DQ	ST	TO	BKS	PTS	AVG
1997-98	5	0	11	0-4	.000	0-0	---	0-0	---	2	4	6	1.2	1	3-0	0	3	2	0	0.0

## RON BONHAM (#30)

**Height:** 6-4 $\frac{1}{2}$  **Weight:** 195 **Birthdate:** May 31, 1942 **College:** Cincinnati '64**Signed:** September 1967 (original signee)**Retired:** September 21, 1968

3-POINT																				
YR	G	GS	MIN	FGM-FGA	PCT	FGM-FGA	PCT	FTM-FTA	PCT	OR	DR	TR	AVG	AST	PF-DQ	ST	TO	BKS	PTS	AVG
1967-68	42	0	426	80-210	.381	0-2	.000	85-105	.810	26	31	57	1.4	14	36-0	---	32	---	245	5.8
PLAYOFF STATISTICS																				
1967-68	3	0	30	4-15	.267	0-0	---	5-6	.833	--	--	6	2.0	3	4-0	---	2	---	13	4.3

## DUDLEY BRADLEY (#7)

**Height:** 6-6 **Weight:** 195 **Birthdate:** March 19, 1957 **College:** North Carolina '79**Drafted:** First Round (13th pick) 1979**Traded:** June 8, 1981, to Phoenix in exchange for two second-round draft picks

YR	G	GS	MIN	3-POINT																
				FGM-FGA	PCT	FGM-FGA	PCT	FTM-FTA	PCT	OR	DR	TR	AVG	AST	PF-DQ	ST	TO	BKS	PTS	AVG
1979-80	82	38	2027	275-609	.452	2-5	.400	136-174	.782	69	154	223	2.7	252	194-1	211	166	48	688	8.4
1980-81	82	24	1867	265-559	.474	2-16	.125	125-178	.702	70	123	193	2.4	188	236-2	186	122	37	657	8.0
NBA (2)	164	62	3894	540-1168	.462	4-21	.190	261-352	.741	139	277	416	2.5	440	430-3	397	288	85	1345	8.2
PLAYOFF STATISTICS																				
1980-81	2	0	19	3-9	.333	1-4	.250	2-2	1.000	1	1	2	1.0	2	4-0	2	5	0	9	4.5

## BRAD BRANSON (#52)

**Height:** 6-10 **Weight:** 220 **Birthdate:** September 24, 1958 **College:** Southern Methodist '80**Acquired:** October 25, 1982, from Cleveland in exchange for a 1983 second-round draft pick

3-POINT																				
YR	G	GS	MIN	FGM-FGA	PCT	FGM-FGA	PCT	FTM-FTA	PCT	OR	DR	TR	AVG	AST	PF-DQ	ST	TO	BKS	PTS	AVG
1982-83	62	2	680	131-308	.425	0-1	.000	76-108	.704	73	100	173	2.8	46	81-0	27	45	26	338	5.5

**JAMISON BREWER (#2)**

**Height:** 6-4 **Weight:** 184 **Birthdate:** November 19, 1980 **College:** Auburn '03  
**Drafted:** Second Round (41st pick) 2001

YR	3-POINT																			
	G	GS	MIN	FGM-FGA	PCT	FGM-FGA	PCT	FTM-FTA	PCT	OR	DR	TR	AVG	AST	PF-DQ	ST	TO	BKS	PTS	AVG
2001-02	13	0	43	2-5	.400	0-1	.000	0-0	---	2	6	8	0.6	9	3-0	2	3	0	4	0.3
2002-03	10	0	80	9-17	.529	0-2	.000	4-9	.444	5	4	9	0.9	18	11-0	2	6	1	22	2.2
2003-04	13	1	160	13-35	.371	5-14	.357	1-6	.167	2	9	11	0.8	17	9-0	7	10	0	32	2.5
NBA (3)	36	1	283	24-57	.421	5-17	.294	5-15	.333	9	19	28	0.8	44	23-0	11	19	1	58	1.6
PLAYOFF STATISTICS																				
2001-02	2	0	6	0-2	.000	0-0	---	1-2	.500	2	2	4	2.0	1	3-0	0	1	0	1	0.5

**PRIMOZ BREZEC (#27)**

**Height:** 7-1 **Weight:** 252 **Birthdate:** October 2, 1979 **Foreign Province:** Slovenia  
**Drafted:** First Round (27th pick) 2000  
**Drafted:** June 22, 2004, by Charlotte in expansion draft

YR	G	GS	MIN	FGM-FGA	PCT	3-POINT			OR	DR	TR	AVG	AST	PF-DQ	ST	TO	BKS	PTS	AVG	
						FGM-FGA	PCT	FTM-FTA												
2001-02	22	4	160	14-29	.483	0-0	---	15-25	.600	16	12	28	1.3	6	28-0	0	6	7	43	2.0
2002-03	22	1	111	15-38	.394	0-1	.000	12-20	.600	13	10	23	1.0	4	16-0	2	7	4	42	1.9
2003-04	18	0	72	12-26	.462	0-0	---	4-6	.667	5	10	15	0.8	3	13-0	0	6	3	28	1.6
NBA (3)	62	5	343	41-93	.441	0-1	.000	31-51	.608	34	32	66	1.1	13	57-0	2	19	14	113	1.8

**MICHAEL BROOKS (#7)**

**Height:** 6-7 **Weight:** 220 **Birthdate:** August 17, 1958 **College:** LaSalle '80  
**Signed:** January 1, 1987, as a free agent  
**Waived:** January 21, 1987

YR	3-POINT																			
	G	GS	MIN	FGM-FGA	PCT	FGM-FGA	PCT	FTM-FTA	PCT	OR	DR	TR	AVG	AST	PF-DQ	ST	TO	BKS	PTS	AVG
1986-87	10	0	148	13-37	.351	0-0	---	7-10	.700	9	10	19	1.9	11	19-0	9	11	0	33	3.3

**ROGER BROWN (#1, #35)**

**Height:** 6-5 **Weight:** 205 **Birthdate:** May 22, 1942 **College:** Dayton '67  
**Signed:** 1967 (original signee)  
**Signed:** March 1, 1975, as a free agent

YR	G	GS	MIN	3-POINT																
				FGM-FGA	PCT	FGM-FGA	PCT	FTM-FTA	PCT	OR	DR	TR	AVG	AST	PF-DQ	ST	TO	BKS	PTS	AVG
1967-68	76	--	2974	544-1286	.423	14-54	.259	390-517	.754	259	388	647	8.5	327	296-10	---	265	---	1492	19.6
1968-69	75	57	2658	563-1169	.482	5-16	.313	442-563	.785	223	287	510	6.8	345	281-11	---	215	---	1573	21.0
1969-70	84	--	3495	719-1444	.498	40-120	.333	457-562	.813	178	442	620	7.4	392	308-3	---	229	---	1935	23.0
1970-71	82	--	3364	610-1266	.482	63-223	.283	407-512	.795	176	393	569	6.9	395	289-5	---	232	---	1690	20.6
1971-72	78	71	2987	532-1112	.478	57-185	.308	323-401	.805	163	339	502	6.4	306	227-6	---	214	---	1444	18.5
1972-73	72	38	2177	332-700	.474	42-118	.356	203-247	.822	111	237	348	4.8	204	181-3	61	120	31	909	12.6
1973-74	82	46	2527	379-829	.457	56-155	.361	155-200	.775	112	278	390	4.8	232	248-3	56	125	60	969	11.8
1974-75	10	0	133	20-46	.435	3-12	.250	3-4	.750	12	11	23	2.3	13	19-1	7	14	1	46	4.6
ABA (8)	559	212	20315	3699-7852	.471	280-883	.317	2380-3006	.792	1234	2375	3609	6.5	2214	1849-42	124	1414	92	10058	18.0
PLAYOFF STATISTICS																				
1967-68	3	3	129	26-57	.456	0-3	.000	13-21	.619	---	---	31	10.3	20	14-2	---	12	---	65	21.7
1968-69	17	15	668	169-329	.514	1-5	.200	120-155	.774	---	---	143	8.4	57	86-6	---	49	---	459	27.0
1969-70	15	15	693	151-318	.475	18-51	.353	108-131	.824	41	110	151	10.1	84	58-2	---	48	---	428	28.5
1970-71	11	11	477	88-194	.454	10-33	.303	54-69	.783	26	58	84	7.6	53	42-2	---	22	---	240	21.8
1971-72	20	20	845	160-329	.486	15-34	.441	74-90	.822	47	74	121	6.1	81	65-0	---	35	---	409	20.5
1972-73	17	9	584	82-160	.513	13-29	.448	37-49	.755	20	54	74	4.4	41	58-0	15	24	14	214	12.6
1973-74	13	9	452	67-151	.444	9-27	.333	40-49	.816	23	52	75	5.8	48	44-2	9	11	13	183	14.1
1974-75	14	0	182	22-52	.423	2-8	.250	16-19	.842	8	18	26	1.9	21	24-0	4	6	8	62	4.4
ABA (8)	110	82	4030	765-1590	.481	68-190	.358	462-583	.792	165	366	705	6.4	405	391-14	28	207	35	2060	18.7

1967-2010

**TONY BROWN (#8)**

**Height:** 6-6    **Weight:** 205    **Birthdate:** July 29, 1960    **College:** Arkansas '82  
**Signed:** September 28, 1984, as a free agent  
**Waived:** October 22, 1985

YR	3-POINT																			
	G	GS	MIN	FGM-FGA	PCT	FGM-FGA	PCT	FTM-FTA	PCT	OR	DR	TR	AVG	AST	PF-DQ	ST	TO	BKS	PTS	AVG
1984-85	82	26	1586	214-465	.460	0-6	.000	116-171	.678	146	142	288	3.5	159	212-3	59	116	12	544	6.6

**QUINN BUCKNER (#25)**

**Height:** 6-3    **Weight:** 205    **Birthdate:** August 20, 1954    **College:** Indiana '76  
**Acquired:** September 3, 1985, from Boston in exchange for a second-round draft pick  
**Waived:** January 15, 1986

YR	3-POINT																			
	G	GS	MIN	FGM-FGA	PCT	FGM-FGA	PCT	FTM-FTA	PCT	OR	DR	TR	AVG	AST	PF-DQ	ST	TO	BKS	PTS	AVG
1985-86	32	3	419	49-104	.471	0-1	.000	19-27	.704	9	42	51	1.6	86	80-0	40	55	3	117	3.7

**DON BUSE (#10)**

**Height:** 6-4    **Weight:** 190    **Birthdate:** August 10, 1950    **College:** Evansville '72  
**Acquired:** August 15, 1972, draft rights purchased from Virginia  
**Traded:** September 6, 1977, to Phoenix in exchange for Ricky Sobers  
**Acquired:** November 25, 1980, from Phoenix in exchange for two second-round draft picks  
**Signed:** January 7, 1983, with Portland as a free agent; Indiana compensated with cash and other considerations

YR				3-POINT																	
	G	GS	MIN	FGM-FGA	PCT	FGM-FGA	PCT	FTM-FTA	PCT	OR	DR	TR	AVG	AST	PF-DQ	ST	TO	BKS	PTS	AVG	
1972-73	77	13	1484	163-360	.453	5-24	.208	82-109	.752	96	114	210	2.7	223	143-0	107	66	8	413	5.4	
1973-74	77	41	1877	170-427	.398	36-107	.336	48-70	.686	85	169	254	3.3	258	109-3	146	75	20	424	5.5	
1974-75	80	63	2369	216-500	.432	38-123	.309	47-59	.797	84	188	272	3.4	335	149-0	166	95	15	517	6.5	
1975-76	84	83	3380	400-887	.451	72-208	.346	179-220	.814	90	232	322	3.8	689	194-1	346	159	31	1051	12.5	
1976-77	81	76	2947	266-639	.416	---	---	114-145	.786	66	204	270	3.3	685	129-0	281	---	16	646	8.0	
1980-81	58	4	1095	114-287	.397	19-58	.328	50-65	.769	19	65	84	1.4	140	61-0	74	38	8	297	5.1	
1981-82	82	78	2529	312-685	.455	73-189	.386	100-123	.813	46	177	223	2.7	407	176-0	164	95	27	797	9.7	
ABA (4)	318	200	9110	949-2174	.437	151-462	.327	356-458	.777	355	703	1058	3.3	1505	595-4	765	395	74	2405	7.6	
NBA (3)	221	158	6571	692-1611	.430	92-247	.372	264-333	.793	131	446	577	2.6	1232	366-0	519	133	51	1740	7.9	
7 YEARS	539	358	15681	1641-3785	.434	243-709	.343	620-791	.784	486	1149	1635	3.0	2737	961-8	1284	528	125	4145	7.7	

**PLAYOFF STATISTICS**

1972-73	14	0	163	16-45	.356	0-7	.000	13-21	.619	12	13	25	1.8	17	30-0	14	10	1	45	3.2
1973-74	14	10	331	30-68	.441	7-22	.318	6-9	.667	17	20	37	2.6	36	21-0	30	12	1	73	5.2
1974-75	18	13	576	39-103	.379	6-26	.231	16-30	.533	16	42	58	3.2	80	42-0	45	17	5	100	5.6
1975-76	3	3	138	15-33	.455	3-9	.333	4-4	1.000	3	11	14	4.7	26	7-0	8	7	0	37	12.3
1980-81	2	0	35	1-8	.125	1-1	1.000	2-2	1.000	0	5	5	2.5	7	4-0	3	2	0	5	2.5
ABA (4)	49	26	1208	100-249	.402	16-64	.250	39-64	.609	48	86	134	2.7	159	100-0	97	46	7	255	5.2
5 YEARS	51		1243	101-257	.488	17-65	.262	41-66	.621	48	91	139	2.7	166	104-0	100	48	7	260	5.1

**MARTY BYRNES (#11)**

**Height:** 6-7    **Weight:** 220    **Birthdate:** April 30, 1956    **College:** Syracuse '78  
**Signed:** August 16, 1982, as a free agent  
**Waived:** September 7, 1983

YR	3-POINT																			
	G	GS	MIN	FGM-FGA	PCT	FGM-FGA	PCT	FTM-FTA	PCT	OR	DR	TR	AVG	AST	PF-DQ	ST	TO	BKS	PTS	AVG
1982-83	80	12	1436	157-374	.420	6-26	.231	71-95	.747	75	116	191	2.4	179	149-1	41	73	6	391	4.9

**ADRIAN CALDWELL (#50)**

**Height:** 6-9    **Weight:** 265    **Birthdate:** July 4, 1966    **College:** Lamar '89  
**Signed:** October 5, 1995, as a free agent

YR	3-POINT																			
	G	GS	MIN	FGM-FGA	PCT	FGM-FGA	PCT	FTM-FTA	PCT	OR	DR	TR	AVG	AST	PF-DQ	ST	TO	BKS	PTS	AVG
1995-96	51	1	327	46-83	.554	0-0	---	18-36	.500	42	68	110	2.2	6	73-0	9	35	5	110	2.2

**PLAYOFF STATISTICS**

1995-96	1	0	3	1-1	1.000	0-0	---	0-0	---	0	1	1	1.0	0	0-0	0	0	0	2	2.0
---------	---	---	---	-----	-------	-----	-----	-----	-----	---	---	---	-----	---	-----	---	---	---	---	-----



**CORKY CALHOUN (#10)**

**Height:** 6-7 **Weight:** 210 **Birthdate:** November 1, 1950 **College:** Pennsylvania '72  
**Acquired:** June 30, 1978, from Portland in exchange for a second-round draft pick  
**Waived:** November 1, 1979

YR	G	GS	MIN	3-POINT			FTM-FTA	PCT	OR	DR	TR	AVG	AST	PF-DQ	ST	TO	BKS	PTS	AVG
				FGM-FGA	PCT	FGM-FGA													
1978-79	81	0	1332	153-335	.457	---	72-86	.837	64	174	238	2.9	104	189-1	37	56	19	378	4.7
1979-80	7	0	30	4-9	.444	0-0	0-2	.000	7	3	10	1.4	0	6-0	2	1	0	8	1.1
NBA (2)	88	0	1362	157-344	.456	0-0	72-88	.818	71	177	248	2.8	104	195-1	39	57	19	386	4.4

**LARRY CANNON (#33)**

**Height:** 6-5 **Weight:** 195 **Birthdate:** April 12, 1947 **College:** LaSalle '69  
**Acquired:** December 17, 1971, from Memphis in exchange for Don Sidle

YR	G	GS	MIN	3-POINT			FTM-FTA	PCT	OR	DR	TR	AVG	AST	PF-DQ	ST	TO	BKS	PTS	AVG
				FGM-FGA	PCT	FGM-FGA													
1971-72	28	4	478	67-175	.383	1-6	51-71	.718	15	18	33	1.2	72	61-2	---	42	---	186	6.6
1973-74	3	0	26	3-7	.429	0-0	1-13	.333	1	2	3	1.0	3	2-0	---	3	---	7	2.3
ABA (2)	31	4	504	70-182	.385	1-6	52-84	.619	16	20	36	1.2	75	63-2	---	45	---	193	6.2

**BOB CARRINGTON (#30)**

**Height:** 6-6 **Weight:** 195 **Birthdate:** July 3, 1953 **College:** Boston College '76  
**Acquired:** January 27, 1978, from New Jersey, along with future considerations, in exchange for John Williamson  
**Waived:** October 12, 1978

YR	G	GS	MIN	3-POINT			FTM-FTA	PCT	OR	DR	TR	AVG	AST	PF-DQ	ST	TO	BKS	PTS	AVG
				FGM-FGA	PCT	FGM-FGA													
1977-78	35	1	621	96-197	.487	---	58-74	.784	28	34	62	1.8	62	73-1	22	52	11	250	7.1

**BUTCH CARTER (#12)**

**Height:** 6-5 **Weight:** 200 **Birthdate:** June 11, 1958 **College:** Indiana '80  
**Acquired:** October 15, 1981, from L.A. Lakers in exchange for a third-round draft pick  
**Traded:** October 19, 1984, to New York in exchange for a second-round draft pick

YR	G	GS	MIN	3-POINT			FTM-FTA	PCT	OR	DR	TR	AVG	AST	PF-DQ	ST	TO	BKS	PTS	AVG
				FGM-FGA	PCT	FGM-FGA													
1981-82	75	0	1035	188-402	.468	8-25	58-70	.829	30	49	79	1.1	60	110-0	34	54	11	442	5.9
1982-83	81	28	1716	354-706	.501	17-51	124-154	.805	62	88	150	1.9	194	207-5	78	118	13	849	10.5
1983-84	73	54	2045	413-862	.479	15-46	136-178	.764	70	83	153	2.1	206	211-1	128	141	13	977	13.4
NBA (3)	229	82	4796	955-1970	.485	40-122	318-402	.791	162	220	382	1.7	460	528-6	240	313	37	2268	9.9

**RON CARTER (#13)**

**Height:** 6-5 **Weight:** 190 **Birthdate:** August 31, 1956 **College:** Virginia Military Institute '78  
**Signed:** November 15, 1979, as a free agent  
**Waived:** December 5, 1979  
**Signed:** February 15, 1980 as a free agent

YR	G	GS	MIN	3-POINT			FTM-FTA	PCT	OR	DR	TR	AVG	AST	PF-DQ	ST	TO	BKS	PTS	AVG
				FGM-FGA	PCT	FGM-FGA													
1979-80	13	0	117	15-37	.405	0-0	2-7	.286	5	14	19	1.5	9	19-0	2	10	3	32	2.5

**WAYNE CHAPMAN (#22)**

**Height:** 6-5 **Weight:** 195 **Birthdate:** June 15, 1945 **College:** Western Kentucky '68  
**Acquired:** February 1971, from Denver, along with Don Sidle, in exchange for John Barnhill and Art Becker

YR	G	GS	MIN	3-POINT			FTM-FTA	PCT	OR	DR	TR	AVG	AST	PF-DQ	ST	TO	BKS	PTS	AVG
				FGM-FGA	PCT	FGM-FGA													
1970-71	22	---	192	30-78	.385	4-9	24-29	.828	12	19	31	1.4	21	31-0	---	15	---	88	4.0
1971-72	7	1	76	7-18	.389	1-2	3-6	.500	2	3	5	0.7	11	10-0	---	6	---	18	2.6
ABA (2)	29	1	268	37-96	.385	5-11	27-35	.771	14	22	36	1.2	32	41-0	---	21	---	106	3.7

**PLAYOFF STATISTICS**

1970-71	5	0	21	6-10	.600	1-3	4-6	.667	4	3	7	1.4	2	3-0	---	2	---	17	3.4
---------	---	---	----	------	------	-----	-----	------	---	---	---	-----	---	-----	-----	---	-----	----	-----

1967-2010

**PHIL CHENIER (#31)**

**Height:** 6-0 **Weight:** 180 **Birthdate:** October 30, 1950 **College:** California '72  
**Acquired:** December 5, 1979, from Washington in exchange for future considerations  
**Waived:** February 15, 1980

YR	G	GS	MIN	3-POINT			FTM-FTA	PCT	OR	DR	TR	AVG	AST	PF-DQ	ST	TO	BKS	PTS	AVG	
				FGM-FGA	PCT															
1979-80	23	0	380	52-135	.385	2-6	.333	18-26	.692	9	26	35	1.5	47	29-0	15	26	10	124	5.4

**STEVE CHUBIN (#30)**

**Height:** 6-2 **Weight:** 200 **Birthdate:** February 8, 1944 **College:** Rhode Island '66  
**Acquired:** December 19, 1968, from Minnesota in exchange for Mike Lewis  
**Traded:** January 31, 1969, to New York in exchange for Ron Perry  
**Acquired:** November 1969, from New York

YR	G	GS	MIN	3-POINT			FTM-FTA	PCT	OR	DR	TR	AVG	AST	PF-DQ	ST	TO	BKS	PTS	AVG	
				FGM-FGA	PCT	FGM-FGA														
1968-69	24	9	725	101-245	.412	1-6	.167	129-162	.796	40	55	95	4.0	125	104-1	---	86	---	332	13.8
1969-70	32	--	381	41-93	.441	2-4	.500	50-60	.833	23	18	41	1.3	69	73-1	---	63	---	134	4.2
ABA (2)	56	9	1106	142-338	.420	3-10	.300	179-222	.806	63	73	136	2.4	194	177-2	---	149	---	466	8.3

**LEROY COMBS (#34)**

**Height:** 6-8 **Weight:** 210 **Birthdate:** January 1, 1961 **College:** Oklahoma State '83  
**Drafted:** Second Round (26th pick) 1983  
**Waived:** October 15, 1984

YR	G	GS	MIN	3-POINT			FTM-FTA	PCT	OR	DR	TR	AVG	AST	PF-DQ	ST	TO	BKS	PTS	AVG	
				FGM-FGA	PCT	FGM-FGA														
1983-84	48	0	446	81-163	.497	0-3	.000	56-91	.615	19	37	56	1.2	38	49-0	23	46	18	218	4.5

**LESTER CONNER (#12)**

**Height:** 6-4 **Weight:** 180 **Birthdate:** September 17, 1959 **College:** Oregon State '82  
**Signed:** April 5, 1994, as a free agent

YR	G	GS	MIN	3-POINT			FTM-FTA	PCT	OR	DR	TR	AVG	AST	PF-DQ	ST	TO	BKS	PTS	AVG		
				FGM-FGA	PCT	FGM-FGA															
1993-94	11	0	169	14-38	.368	0-3	.000		3-6	.500	10	14	24	2.2	31	12-0	14	9	1	31	2.8
PLAYOFF STATISTICS																					
1993-94	6	0	22	2-5	.400	0-0	---		2-2	1.000	1	3	4	0.7	0	2-0	1	0	0	6	1.0

**AUSTIN CROSHERE (#44)**

**Height:** 6-9 **Weight:** 235 **Birthdate:** May 1, 1975 **College:** Providence '97  
**Drafted:** First Round (12th pick) 1997  
**Traded:** July 12, 2006, to Dallas, in exchange for Marquis Daniels

YR	G	GS	MIN	3-POINT																
				FGM-FGA	PCT	FGM-FGA	PCT	FTM-FTA	PCT	OR	DR	TR	AVG	AST	PF-DQ	ST	TO	BKS	PTS	AVG
1997-98	26	0	243	32-86	.372	4-13	.308	8-14	.571	10	35	45	1.7	8	32-1	9	13	5	76	2.9
1998-99	27	0	249	32-75	.427	8-29	.276	20-23	.870	16	29	45	1.7	10	32-0	7	23	8	92	3.4
1999-00	81	14	1885	288-653	.441	63-174	.362	196-231	.848	135	381	516	6.4	89	203-2	44	121	60	835	10.3
2000-01	81	23	1874	276-701	.394	70-207	.338	200-231	.866	123	264	387	4.8	92	180-1	36	136	50	822	10.1
2001-02	76	1	1286	185-448	.413	49-145	.338	97-114	.851	74	220	294	3.9	77	106-0	26	67	29	516	6.8
2002-03	49	0	633	86-209	.411	27-69	.391	53-65	.815	40	115	155	3.2	56	48-0	6	28	13	252	5.1
2003-04	77	0	1051	119-307	.388	56-144	.389	93-104	.894	60	183	243	3.2	52	101-0	24	55	14	387	5.0
2004-05	73	22	1827	188-497	.378	45-174	.259	226-256	.883	103	272	375	5.1	98	154-1	48	104	17	647	8.9
2005-06	50	26	1148	132-285	.463	54-140	.386	90-102	.882	62	203	265	5.3	62	105-2	22	48	7	408	8.2
NBA (9)	540	86	10196	1338-3261	.410	376-1095	.343	983-1140	.862	623	1702	2325	4.3	544	961-7	222	595	203	4035	7.5
PLAYOFF STATISTICS																				
1998-99	1	0	1	0-1	.000	0-0	---	2-2	1.000	1	0	1	1.0	0	0-0	0	0	0	2	2.0
1999-00	23	2	490	64-153	.418	15-37	.405	73-87	.839	31	78	109	4.7	19	51-0	9	25	16	216	9.4
2000-01	4	0	129	14-35	.400	2-10	.200	13-15	.867	5	15	20	5.0	6	15-1	4	9	2	43	10.8
2001-02	4	0	59	8-20	.400	2-6	.333	6-8	.750	4	10	14	3.5	2	7-1	1	6	1	24	6.0
2002-03	4	0	46	5-19	.263	0-6	.000	6-7	.857	8	9	17	4.3	3	5-0	0	3	1	16	4.0
2003-04	13	2	214	19-55	.345	8-24	.333	17-21	.810	13	27	40	3.1	12	17-1	4	6	3	63	4.8
2004-05	10	0	88	4-10	.400	2-4	.500	15-18	.833	7	10	17	1.7	0	10-0	4	6	1	25	2.5
2005-06	6	2	175	12-38	.316	9-23	.391	16-18	.889	5	17	22	3.7	7	11-0	5	6	0	49	8.2
NBA (8)	65	6	1202	126-331	.381	38-110	.345	148-176	.841	74	166	240	3.7	49	116-3	27	61	24	438	6.7

**MICHAEL CURRY (#12)**

**Height:** 6-5 **Weight:** 210 **Birthdate:** August 22, 1968 **College:** Georgia Southern '90  
**Signed:** December 13, 2004, as a free agent  
**Waived:** March 4, 2005

YR	G	GS	MIN	3-POINT		FGM-FGA	PCT	FTM-FTA	PCT	OR	DR	TR	AVG	AST	PF-DQ	ST	TO	BKS	PTS	AVG
				FGM-FGA	PCT															
2004-05	18	7	249	13-29	.448	0-0	---	4-8	.500	8	19	27	1.5	15	39-0	5	5	4	30	1.7

**ERICK DAMPIER (#25)**

**Height:** 6-11 **Weight:** 265 **Birthdate:** July 14, 1974 **College:** Mississippi State '97  
**Drafted:** First Round (10th pick) 1996  
**Traded:** August 12, 1997, to Golden State, along with Duane Ferrell, in exchange for Chris Mullin

YR	G	GS	MIN	3-POINT		FGM-FGA	PCT	FTM-FTA	PCT	OR	DR	TR	AVG	AST	PF-DQ	ST	TO	BKS	PTS	AVG
				FGM-FGA	PCT															
1996-97	72	21	1052	131-336	.390	1-1	1.000	107-168	.637	96	198	294	4.1	43	153-1	19	84	73	370	5.1

**MARQUIS DANIELS (#6)**

**Height:** 6-6 **Weight:** 200 **Birthdate:** January 7, 1981 **College:** Auburn '03  
**Acquired:** July 12, 2006, from Dallas in exchange for Austin Croshere

YR	G	GS	MIN	3-POINT		FGM-FGA	PCT	FTM-FTA	PCT	OR	DR	TR	AVG	AST	PF-DQ	ST	TO	BKS	PTS	AVG
				FGM-FGA	PCT															
2006-07	45	4	800	129-281	.459	6-26	.231	56-80	.700	26	56	82	1.8	57	56-0	27	55	7	320	7.1
2007-08	74	1	1546	241-561	.430	27-102	.265	97-139	.698	66	146	212	2.9	137	121-0	79	112	18	606	8.2
2008-09	54	43	1700	311-689	.451	18-90	.200	93-129	.721	80	168	248	4.6	114	120-0	62	94	26	733	13.6
NBA (3)	173	48	4046	681-1531	.445	51-218	.234	246-348	.707	172	370	542	3.1	308	297-0	168	261	51	1659	9.6

**MEL DANIELS (#34)**

**Height:** 6-9 **Weight:** 220 **Birthdate:** July 20, 1944 **College:** New Mexico '67  
**Acquired:** May 25, 1968, from Minnesota in exchange for James Dawson, Ron Kozlicki and a first-round draft pick  
**Traded:** July 1974, to Memphis, along with Freddie Lewis, in exchange for Charlie Edge and cash

YR	G	GS	MIN	3-POINT		FGM-FGA	PCT	FTM-FTA	PCT	OR	DR	TR	AVG	AST	PF-DQ	ST	TO	BKS	PTS	AVG
				FGM-FGA	PCT															
1968-69	76	72	2934	712-1496	.476	0-4	.000	400-662	.604	383	873	1256	16.5	116	276-8	---	272	---	1824	24.0
1969-70	83	---	3039	613-1295	.473	0-2	.000	330-489	.675	423	1039	1462	17.6	131	309-7	---	307	---	1556	18.7
1970-71	82	---	3170	698-1357	.514	1-13	.077	326-480	.679	394	1081	1475	18.0	178	292-8	---	230	---	1723	21.0
1971-72	79	77	2971	598-1184	.505	0-6	.000	317-451	.703	383	914	1297	16.4	176	289-6	---	239	---	1513	19.2
1972-73	81	80	3103	587-1217	.482	1-4	.250	322-446	.722	348	899	1247	15.4	177	315-8	56	275	157	1497	18.5
1973-74	78	69	2539	492-1117	.440	0-0	---	217-287	.756	251	655	906	11.6	122	283-7	56	215	92	1201	15.4
ABA (6)	479	298	17756	3700-7666	.483	2-29	.069	1912-2815	.679	2182	5461	7643	16.0	900	1764-44	112	1538	249	9314	19.4

**PLAYOFF STATISTICS**

1968-69	17	16	570	127-301	.422	0-1	.000	79-130	.608	75	162	237	13.9	22	75-1	---	57	---	333	19.6
1969-70	15	15	533	108-243	.444	0-1	.000	74-111	.667	91	174	265	17.7	15	62-1	---	48	---	290	19.3
1970-71	11	11	457	94-194	.485	0-0	---	48-63	.762	70	142	212	19.3	16	38-0	---	26	---	235	21.4
1971-72	20	20	744	121-252	.480	0-3	.000	64-85	.753	97	205	302	15.1	28	85-4	---	58	---	306	15.3
1972-73	18	18	636	112-238	.471	0-0	---	62-81	.765	70	178	248	13.8	40	76-2	3	39	31	286	15.9
1973-74	14	14	498	69-172	.401	0-0	---	33-43	.767	35	125	160	11.4	27	50-0	11	30	14	171	12.2
ABA (6)	95	94	3438	631-1400	.451	0-5	.000	360-513	.701	438	986	1424	15.0	148	388-8	14	258	45	1621	17.1

**ADRIAN DANTLEY (#4)**

**Height:** 6-5 **Weight:** 210 **Birthdate:** February 28, 1956 **College:** Notre Dame '76  
**Acquired:** September 1, 1977, from Buffalo, along with Mike Bantom, in exchange for Billy Knight  
**Traded:** December 13, 1977, to the L.A. Lakers, along with Dave Robisch, in exchange for James Edwards, Earl Tatum and cash

YR	G	GS	MIN	3-POINT		FGM-FGA	PCT	FTM-FTA	PCT	OR	DR	TR	AVG	AST	PF-DQ	ST	TO	BKS	PTS	AVG
				FGM-FGA	PCT															
1977-78	23	23	948	201-403	.499	---	---	207-263	.787	94	122	216	9.4	65	76-1	48	67	17	609	26.5

1967-2010

**OLIVER DARDEN (#33)**

**Height:** 6-7    **Weight:** 240    **Birthdate:** July 28, 1944    **College:** Michigan '66  
**Signed:** September 1967 (original signee)  
**Traded:** October 1968, to New York in exchange for cash

YR	G	GS	MIN	3-POINT																	
				FGM-FGA	PCT	FGM-FGA	PCT	FTM-FTA	PCT	OR	DR	TR	AVG	AST	PF-DQ	ST	TO	BKS	PTS	AVG	
1967-68	77	--	2045	371-831	.446	0-1	.000	180-270	.667	185	342	527	6.8	69	277-2	---	140	---	922	12.0	
1969-70	26	--	288	47-121	.388	1-4	.250	16-23	.696	22	68	90	3.5	13	48-0	---	25	---	111	4.3	
ABA (2)	103	--	2333	418-952	.439	1-5	.200	196-293	.669	207	410	617	6.0	82	325-2	---	165	---	1033	10.0	
PLAYOFF STATISTICS																					
1967-68	3	3	60	16-28	.571	0-0	---	3-5	.600	12	15	27	9.0	4	13-0	---	4	---	35	11.7	
1969-70	8	0	21	2-6	.333	0-0	---	0-0	---	2	2	4	0.5	2	3-0	---	3	---	4	0.5	
ABA (2)	11	3	81	18-34	.529	0-0	---	3-5	.600	14	17	31	2.8	6	16-0	---	7	---	39	3.5	

**ANTONIO DAVIS (#33)**

**Height:** 6-9    **Weight:** 230    **Birthdate:** October 31, 1968    **College:** Texas-El Paso '90  
**Drafted:** Second Round (45th pick) 1990  
**Traded:** August 5, 1999, to Toronto in exchange for the draft rights to Jonathan Bender

YR	G	GS	MIN	3-POINT																	
				FGM-FGA	PCT	FGM-FGA	PCT	FTM-FTA	PCT	OR	DR	TR	AVG	AST	PF-DQ	ST	TO	BKS	PTS	AVG	
1993-94	81	4	1732	216-425	.508	0-1	.000	194-302	.642	190	315	505	6.2	55	189-1	45	107	84	626	7.7	
1994-95	44	1	1030	109-245	.445	0-0	---	117-174	.672	105	175	280	6.4	25	134-2	19	64	29	335	7.6	
1995-96	82	14	2092	236-482	.490	1-2	.500	246-345	.713	188	313	501	6.1	43	248-6	33	87	66	719	8.8	
1996-97	82	28	2335	308-641	.480	1-14	.071	241-362	.666	190	408	598	7.3	65	260-4	42	141	84	858	10.5	
1997-98	82	12	2191	254-528	.481	0-3	.000	277-398	.696	192	368	560	6.8	61	234-6	45	103	72	785	9.6	
1998-99	49	1	1271	164-348	.471	0-0	---	135-192	.703	116	228	344	7.0	33	136-3	22	50	42	463	9.4	
NBA (6)	420	60	10651	1287-2669	.482	2-20	.100	1210-1773	.682	981	1807	2788	6.6	282	1201-22	206	552	377	3786	9.0	
PLAYOFF STATISTICS																					
1993-94	16	0	401	48-89	.539	1-1	1.000	37-66	.561	37	69	106	6.6	7	47-0	11	22	18	134	8.4	
1994-95	17	0	367	32-71	.451	0-0	---	37-59	.627	38	59	97	5.7	7	61-0	9	23	11	101	5.9	
1995-96	5	0	127	13-25	.520	0-0	---	13-15	.867	12	19	31	6.2	3	12-0	3	10	6	39	7.8	
1997-98	16	0	459	42-91	.462	0-0	---	63-94	.670	37	71	108	6.8	14	65-5	12	25	18	147	9.2	
1998-99	13	0	326	31-75	.413	0-0	---	41-62	.661	23	69	92	7.1	8	39-0	5	20	14	103	7.9	
NBA (5)	67	0	1680	166-351	.473	1-1	1.000	191-296	.645	147	287	434	6.5	39	224-5	40	100	67	524	7.8	

**BRAD DAVIS (#30)**

**Height:** 6-3    **Weight:** 180    **Birthdate:** December 17, 1955    **College:** Maryland '77  
**Signed:** February 14, 1979, as a free agent  
**Waived:** October 22, 1979

YR	3-POINT																			
	G	GS	MIN	FGM-FGA	PCT	FGM-FGA	PCT	FTM-FTA	PCT	OR	DR	TR	AVG	AST	PF-DQ	ST	TO	BKS	PTS	AVG
1978-79	22	0	233	23-44	.523	---	---	13-19	.684	1	15	16	0.7	43	22-0	14	11	2	59	2.7
1979-80	5	0	43	2-7	.286	0-0	---	3-4	.750	0	2	2	0.4	5	7-0	3	3	0	7	1.4
NBA (2)	27	0	276	25-51	.490	0-0	---	16-23	.696	1	17	18	0.7	48	29-0	17	14	2	66	2.4

**DALE DAVIS (#32)****Height:** 6-11 **Weight:** 230 **Birthdate:** March 25, 1969 **College:** Clemson '91**Drafted:** First Round (13th pick) 1991**Traded:** August 31, 2000, to Portland in exchange for Joe Kleine and Jermaine O'Neal**Signed:** March 4, 2005, as a free agent

YR	G	GS	MIN	FGM-FGA	PCT	3-POINT			FTM-FTA	PCT	OR	DR	TR	AVG	AST	PF-DQ	ST	TO	BKS	PTS	AVG
						FGM-FGA	PCT														
1991-92	64	23	1301	154-279	.552	0-1	.000		87-152	.572	158	252	410	6.4	30	191-2	27	49	74	395	6.2
1992-93	82	82	2264	304-535	.568	0-0	---		119-225	.529	291	432	723	8.8	69	274-5	63	79	148	727	8.9
1993-94	66	64	2292	308-582	.529	0-1	.000		155-294	.527	280	438	718	10.9	100	214-1	48	102	106	771	11.7
1994-95	74	70	2346	324-576	.563	0-1	.000		138-259	.533	259	437	696	9.4	58	222-2	72	124	116	786	10.6
1995-96	78	77	2617	334-599	.558	0-0	---		135-289	.467	252	457	709	9.1	76	238-0	56	119	112	803	10.3
1996-97	80	76	2589	370-688	.538	0-0	---		92-215	.428	301	471	772	9.7	59	233-3	60	108	77	832	10.4
1997-98	78	78	2174	273-498	.548	0-0	---		80-172	.465	233	378	611	7.8	70	209-1	51	73	87	626	8.0
1998-99	50	50	1374	161-302	.533	0-0	---		76-123	.618	155	261	416	8.3	22	115-0	20	43	57	398	8.0
1999-00	74	72	2127	302-602	.502	0-0	---		139-203	.685	256	473	729	9.9	64	203-1	52	91	94	743	10.0
2004-05	25	25	730	67-125	.536	0-0	---		38-61	.623	91	131	222	8.9	24	83-0	19	23	33	172	6.9
<b>NBA (10)</b>	<b>671</b>	<b>617</b>	<b>19814</b>	<b>2597-4786</b>	<b>.543</b>	<b>0-3</b>	<b>.000</b>		<b>1059-1993</b>	<b>.531</b>	<b>2276</b>	<b>3730</b>	<b>6006</b>	<b>9.0</b>	<b>572</b>	<b>1982-15</b>	<b>468</b>	<b>811</b>	<b>904</b>	<b>6253</b>	<b>9.3</b>
<b>PLAYOFF STATISTICS</b>																					
1991-92	3	0	69	4-10	.400	0-0	---		0-0	---	5	14	19	6.3	2	8-0	0	1	5	8	2.7
1992-93	4	4	117	8-12	.667	0-0	---		1-4	.250	4	28	32	8.0	4	15-0	4	3	4	17	4.3
1993-94	16	16	578	56-106	.528	0-1	.000		11-36	.306	63	96	159	9.9	11	52-0	18	30	17	123	7.7
1994-95	17	17	490	56-105	.533	0-0	---		23-47	.489	53	83	136	8.0	6	56-0	7	22	14	135	7.9
1995-96	5	5	184	16-31	.516	0-0	---		4-11	.364	20	36	56	11.2	4	16-0	3	10	6	36	7.2
1996-97	16	16	466	56-86	.651	0-0	---		29-64	.453	44	76	120	7.5	12	42-0	5	21	18	141	8.8
1998-99	13	13	394	45-77	.584	0-0	---		28-50	.560	45	87	132	10.2	11	42-0	10	21	18	118	9.1
1999-00	23	23	714	79-151	.523	0-0	---		32-59	.542	83	180	263	11.4	17	83-4	11	18	31	190	8.3
2004-05	13	13	311	26-58	.448	0-0	---		17-25	.680	37	44	81	6.2	5	35-0	9	9	6	69	5.3
<b>NBA (9)</b>	<b>110</b>	<b>107</b>	<b>3323</b>	<b>346-636</b>	<b>.544</b>	<b>0-1</b>	<b>.000</b>		<b>145-296</b>	<b>.490</b>	<b>354</b>	<b>644</b>	<b>998</b>	<b>9.1</b>	<b>72</b>	<b>349-4</b>	<b>67</b>	<b>135</b>	<b>119</b>	<b>837</b>	<b>7.6</b>

**JOHNNY DAVIS (#16)****Height:** 6-2 **Weight:** 170 **Birthdate:** October 21, 1955 **College:** Dayton '76**Acquired:** June 8, 1978, from Portland, along with a first-round draft pick, in exchange for Indiana's 1978 first-round draft pick**Traded:** December 31, 1982, to Atlanta in exchange for a second-round draft pick, cash and future considerations

YR	G	GS	MIN	FGM-FGA	PCT	3-POINT			FTM-FTA	PCT	OR	DR	TR	AVG	AST	PF-DQ	ST	TO	BKS	PTS	AVG
						FGM-FGA	PCT														
1978-79	79	79	2971	565-1240	.456	---	---		314-396	.793	70	121	191	2.4	453	177-1	95	214	22	1444	18.3
1979-80	82	82	2912	496-1159	.428	4-42	.095		304-352	.864	102	124	226	2.8	440	178-0	110	202	23	1300	15.9
1980-81	76	73	2536	426-917	.465	4-33	.121		238-299	.796	56	114	170	2.2	480	179-2	95	167	14	1094	14.4
1981-82	82	70	2664	538-1153	.467	5-27	.185		315-394	.799	72	106	178	2.2	346	176-1	76	186	11	1396	17.0
<b>NBA (4)</b>	<b>319</b>	<b>304</b>	<b>11083</b>	<b>2025-4469</b>	<b>.453</b>	<b>13-102</b>	<b>.127</b>		<b>1171-1441</b>	<b>.813</b>	<b>300</b>	<b>465</b>	<b>765</b>	<b>2.4</b>	<b>1719</b>	<b>710-4</b>	<b>376</b>	<b>769</b>	<b>70</b>	<b>5234</b>	<b>16.4</b>
<b>PLAYOFF STATISTICS</b>																					
1980-81	2	2	74	14-35	.400	0-1	.000		12-13	.923	2	6	8	4.0	11	6-0	2	1	0	40	20.0

**JIM DAWSON (#12)****Height:** 6-0 **Weight:** 173 **Birthdate:** April 18, 1945 **College:** Illinois '67**Drafted:** Fourth Round 1967**Traded:** May 25, 1968, to Minnesota, along with Ron Kozlicki and a first-round draft pick, in exchange for Mel Daniels

YR	G	GS	MIN	FGM-FGA	PCT	3-POINT			FTM-FTA	PCT	OR	DR	TR	AVG	AST	PF-DQ	ST	TO	BKS	PTS	AVG
						FGM-FGA	PCT														
1967-68	21	0	288	46-133	.346	1-7	.143		25-43	.581	10	11	21	1.0	32	16-0	---	16	---	118	5.6

**DON DEE (#40)****Height:** 6-8 **Weight:** 210 **Birthdate:** August 9, 1943 **College:** St. Mary's of the Plains '68**Drafted:** Fourth Round 1968

YR	G	GS	MIN	FGM-FGA	PCT	3-POINT			FTM-FTA	PCT	OR	DR	TR	AVG	AST	PF-DQ	ST	TO	BKS	PTS	AVG
						FGM-FGA	PCT														
1968-69	58	19	989	138-387	.357	0-1	.000		56-75	.747	104	188	292	5.0	33	179-9	---	72	---	332	5.7
<b>PLAYOFF STATISTICS</b>																					
1968-69	12	0	41	4-13	.308	0-0	---		0-0	---	---	---	10	0.8	1	10-0	---	4	---	8	0.7

1967-2010

## TRAVIS DIENER (#12)

**Height:** 6-1 **Weight:** 175 **Birthdate:** March 1, 1982 **College:** Marquette '05  
**Signed:** July 23, 2007, as a free agent  
**Waived:** March 1, 2010

YR	3-POINT																			
	G	GS	MIN	FGM-FGA	PCT	FGM-FGA	PCT	FTM-FTA	PCT	OR	DR	TR	AVG	AST	PF-DQ	ST	TO	BKS	PTS	AVG
2007-08	66	21	1356	159-430	.370	74-233	.318	64-71	.901	26	89	115	1.7	251	107-1	35	55	4	456	6.9
2008-09	55	0	719	74-179	.413	46-118	.390	12-15	.800	6	80	86	1.6	122	42-0	26	21	5	206	3.7
2009-10	4	0	25	1-6	.167	1-5	.200	0-2	.000	0	2	2	.5	4	1-0	3	0	0	3	0.8
NBA (3)	125	21	2100	234-615	.380	121-356	.340	76-88	.864	32	171	203	1.6	377	150-1	64	76	9	665	5.3

## BYRON DINKINS (#5)

**Height:** 6-2 **Weight:** 170 **Birthdate:** June 15, 1967 **College:** North Carolina-Charlotte '89  
**Signed:** January 16, 1991, as a free agent

YR	3-POINT																			
	G	GS	MIN	FGM-FGA	PCT	FGM-FGA	PCT	FTM-FTA	PCT	OR	DR	TR	AVG	AST	PF-DQ	ST	TO	BKS	PTS	AVG
1990-91	2	0	5	1-1	1.000	0-0	---	0-0	---	0	1	1	0.5	0	3-0	0	0	0	2	1.0

## IKE DIOGU (#1)

**Height:** 6-8 **Weight:** 255 **Birthdate:** September 11, 1981 **College:** Arizona State '06  
**Acquired:** January 19, 2007, from Golden State, along with Mike Dunleavy, Keith McLeod and Troy Murphy, in exchange for Al Harrington, Stephen Jackson, Sarunas Jasikevicius and Josh Powell  
**Traded:** July 9, 2008, along with Jerry Dayless, to Portland in exchange for Jarrett Jack, Josh McRoberts and Brandon Rush

YR	G	GS	MIN	3-POINT						OR	DR	TR	AVG	AST	PF-DQ	ST	TO	BKS	PTS	AVG
				FGM-FGA	PCT	FGM-FGA	PCT	FTM-FTA	PCT											
2006-07	42	2	538	83-183	.454	0-0	---	77-96	.802	54	86	140	3.3	20	87-2	5	49	15	243	5.8
2007-08	30	1	305	64-134	.478	0-0	---	40-47	.851	38	47	85	2.8	10	43-0	7	20	3	168	5.6
NBA (2)	72	3	843	147-317	.464	0-0	---	117-143	.818	92	133	225	3.1	30	130-2	12	69	18	411	5.7

## GREG DREILING (#54)

**Height:** 7-1 **Weight:** 250 **Birthdate:** November 7, 1963 **College:** Kansas '86  
**Drafted:** Second Round (26th pick) 1986

YR				3-POINT																	
	G	GS	MIN	FGM-FGA	PCT	FGM-FGA	PCT	FTM-FTA	PCT	OR	DR	TR	AVG	AST	PF-DQ	ST	TO	BKS	PTS	AVG	
1986-87	24	0	128	16-37	.432	0-0	---	10-12	.833	12	31	43	1.8	7	42-0	2	7	2	42	1.8	
1987-88	20	0	74	8-17	.471	0-0	---	18-26	.692	3	14	17	0.9	5	19-0	2	11	4	34	1.7	
1988-89	53	4	396	43-77	.558	0-0	---	43-64	.672	39	53	92	1.7	18	100-0	5	39	11	129	2.4	
1989-90	49	0	307	20-53	.377	0-0	---	25-34	.735	21	66	87	1.8	8	69-0	4	19	14	65	1.3	
1990-91	73	42	1031	98-194	.505	0-2	.000	63-105	.600	66	189	255	3.5	51	178-1	24	57	29	259	3.5	
1991-92	60	23	509	43-87	.494	1-1	1.000	30-40	.750	22	74	96	1.6	25	123-1	10	31	16	117	2.0	
1992-93	43	0	239	19-58	.328	0-4	.000	8-15	.533	26	40	66	1.5	8	60-0	5	9	8	46	1.1	
NBA (7)	322	69	2684	247-523	.472	1-7	.143	197-296	.666	189	467	656	2.0	122	591-2	52	173	84	692	2.1	

## PLAYOFF STATISTICS

1986-87	0	0	0	0-0	---	0-0	---	0-0	---	0	0	0	---	0	0-0	0	0	0	0	0.0
1989-90	0	0	0	0-0	---	0-0	---	0-0	---	0	0	0	---	0	0-0	0	0	0	0	0.0
1990-91	5	5	75	5-15	.333	0-0	---	4-6	.667	8	10	18	3.6	0	17-0	0	3	0	14	2.8
1991-92	1	0	3	0-0	---	0-0	---	0-0	---	0	0	0	---	0	2-0	0	0	0	0	0.0
1992-93	2	0	4	1-1	1.000	1-1	1.000	0-0	---	0	1	1	0.5	0	1-0	0	0	0	3	1.5
NBA (5)	8	5	82	6-16	.375	1-1	1.000	4-6	.667	8	11	19	2.4	0	20-0	0	3	0	17	2.1

## MIKE DUNLEAVY (#17)

**Height:** 6-9 **Weight:** 230 **Birthdate:** September 15, 1980 **College:** Duke '03  
**Acquired:** January 19, 2007, from Golden State, along with Ike Diogu, Keith McLeod and Troy Murphy, in exchange for Al Harrington, Stephen Jackson, Sarunas Jasikevicius and Josh Powell

YR	G	GS	MIN	FGM-FGA	PCT	3-POINT			OR	DR	TR	AVG	AST	PF-DQ	ST	TO	BKS	PTS	AVG	
						FGM-FGA	PCT	FTM-FTA												
2006-07	43	43	1529	218-480	.454	34-120	.283	133-168	.792	44	200	244	5.7	111	120-1	46	78	10	603	14.0
2007-08	82	82	2953	532-1117	.476	165-389	.424	336-403	.834	59	365	424	5.2	288	208-4	86	190	31	1565	19.1
2008-09	18	14	495	93-232	.401	32-90	.356	53-65	.815	14	54	68	3.8	44	36-0	12	38	9	271	15.1
2009-10	67	15	1486	229-558	.410	75-236	.318	133-158	.842	25	211	236	3.5	103	105-0	38	72	15	666	9.9
NBA (4)	210	154	6463	1072-2387	.449	306-835	.366	655-794	.825	142	830	972	4.6	546	469-5	182	378	65	3105	14.8

**JOHN DUREN (#44)**

**Height:** 6-3 **Weight:** 190 **Birthdate:** October 30, 1958 **College:** Georgetown '80  
**Signed:** October 10, 1982, as a free agent  
**Waived:** September 29, 1983

YR	G	GS	MIN			3-POINT				OR	DR	TR	AVG	AST	PF-DQ	ST	TO	BKS	PTS	AVG
				FGM-FGA	PCT	FGM-FGA	PCT	FTM-FTA	PCT											
1982-83	82	24	1433	163-360	.453	0-13	.000	43-54	.796	38	69	107	1.3	200	203-2	66	96	5	369	4.5

**DEVIN DURRANT (#7)**

**Height:** 6-7 **Weight:** 195 **Birthdate:** October 20, 1960 **College:** Brigham Young '84  
**Drafted:** Second Round (25th pick) 1984  
**Waived:** October 4, 1984

YR	3-POINT																					
	G	GS	MIN	FGM-FGA	PCT	FGM-FGA	PCT	FTM-FTA	PCT	OR	DR	TR	AVG	AST	PF-DQ	ST	TO	BKS	PTS	AVG		
1984-85	59	8	756	114-274	.416	0-3	.000	72-102	.706	49	75	124	2.1	80	106-0	19	77	10	300	5.1		

**KENTON EDELIN (#25)**

**Height:** 6-8 **Weight:** 204 **Birthdate:** May 24, 1962 **College:** Virginia '84  
**Drafted:** Seventh Round (140th pick) 1984  
**Waived:** October 24, 1984  
**Signed:** January 10, 1985, as a free agent

YR	3-POINT																					
	G	GS	MIN	FGM-FGA	PCT	FGM-FGA	PCT	FTM-FTA	PCT	OR	DR	TR	AVG	AST	PF-DQ	ST	TO	BKS	PTS	AVG		
1984-85	10	1	143	4-13	.308	0-0	---	3-8	.375	8	18	26	2.6	10	39-1	5	3	4	11	1.1		

**CHARLIE EDGE (#35)**

**Height:** 6-6 **Weight:** 210 **Birthdate:** February 27, 1950 **College:** Lemoine-Owen '73  
**Acquired:** July 1974, from Memphis, along with cash, in exchange for Mel Daniels and Freddie Lewis  
**Traded:** September 11, 1975, to Utah in exchange for cash

YR	G	GS	MIN	FGM-FGA		PCT	3-POINT		FTM-FTA		PCT	OR	DR	TR	AVG	AST	PF-DQ	ST	TO	BKS	PTS	AVG
				FGM-FGA	PCT		FGM-FGA	PCT														
1974-75	77	6	1142	195-386	.505	0-3	.000	63-114	.553	164	176	340	4.4	39	103-0	53	82	35	453	5.9		
PLAYOFF STATISTICS																						
1974-75	7	0	42	2-8	.250	0-0	---	0-0	---	4	5	9	1.3	2	6-0	0	5	0	4	0.6		

**BOBBY JOE EDMONDS (#42)**

**Height:** 6-7 **Weight:** 225 **Birthdate:** March 8, 1941 **College:** Tennessee A&I '67  
**Signed:** September 1967 (original signee)

YR	G	GS	MIN	FGM-FGA		PCT		3-POINT		FTM-FTA		PCT		OR	DR	TR	AVG	AST	PF-DQ	ST	TO	BKS	PTS	AVG
1967-68	72	0	1338	213-488	.436	1-6	.167	150-229	.655	133	241	374	5.2	29	183-4	---	123	---	577	8.0				
1969-70	3	0	12	1-5	.200	0-0	---	1-3	.333	2	2	4	1.3	0	0-0	---	1	---	3	1.0				
ABA (2)	75	0	1350	214-493	.434	1-6	.167	151-232	.651	135	243	378	5.0	29	183-4	---	124	---	580	7.7				
PLAYOFF STATISTICS																								
1967-68	3	0	47	6-14	.429	1-2	.500	7-9	.778	---	---	18	6.0	2	12-1	---	5	---	20	6.7				

**TYUS EDNEY (#2)**

**Height:** 5-10 **Weight:** 152 **Birthdate:** February 14, 1973 **College:** UCLA '95  
**Signed:** September 30, 2000, as a free agent

YR	G	GS	MIN			3-POINT				FTM-FTA	PCT	OR	DR	TR	AVG	AST	PF-DQ	ST	TO	BKS	PTS	AVG
				FGM-FGA	PCT	FGM-FGA	PCT															
2000-01	24	0	263	35-91	.385	1-6	.167	35-39	.897	5	19	24	1.0	54	17-0	17	25	0	106	4.4		
PLAYOFF STATISTICS																						
2000-01	2	0	10	2-7	.286	0-1	.000	0-1	.000	0	0	0	0.0	3	1-0	1	0	0	4	2.0		

1967-2010

**JAMES EDWARDS (#40)**

**Height:** 7-0 **Weight:** 225 **Birthdate:** November 22, 1955 **College:** Washington '77  
**Acquired:** December 13, 1977, from the L.A. Lakers, along with Earl Tatum and cash, in exchange for Adrian Dantley and Dave Robisch  
**Signed:** May 25, 1981, with Cleveland as a free agent; Indiana compensated with two second-round draft picks

YR	G	GS	MIN	3-POINT			FTM-FTA	PCT	OR	DR	TR	AVG	AST	PF-DQ	ST	TO	BKS	PTS	AVG	
				FGM-FGA	PCT	PCT														
1977-78	58	52	1682	350-777	.450	---	192-296	.649	153	282	435	7.5	56	233-9	37	112	50	892	15.4	
1978-79	82	82	2546	534-1065	.501	---	298-441	.676	179	514	693	8.5	92	363-16	60	162	109	1366	16.7	
1979-80	82	82	2314	528-1032	.512	0-1	231-339	.681	179	399	578	7.0	127	324-12	55	131	104	1287	15.7	
1980-81	81	80	2375	511-1004	.509	0-3	244-347	.703	191	380	571	7.0	212	304-7	32	164	128	1266	15.6	
NBA (4)	303	296	8917	1923-3878	.496	0-4	.000	965-1423	.678	702	1575	2277	7.5	487	1224-44	184	569	391	4811	15.9
PLAYOFF STATISTICS																				
1980-81	2	2	56	7-24	.292	0-0	---	4-10	.400	4	10	14	7.0	5	8-0	1	4	1	14	7.0

**JOHN EDWARDS (#54)**

**Height:** 7-0 **Weight:** 275 **Birthdate:** July 31, 1981 **College:** Kent State '04  
**Signed:** September 14, 2004, as a free agent  
**Acquired:** August 22, 2006, from Atlanta, along with Al Harrington, in exchange for a future first-round draft pick.

YR	G	GS	MIN	3-POINT			FTM-FTA	PCT	OR	DR	TR	AVG	AST	PF-DQ	ST	TO	BKS	PTS	AVG	
				FGM-FGA	PCT															
2004-05	25	1	139	11-30	.367	0-0	---	7-14	.500	8	11	19	0.8	3	12-0	3	8	4	29	1.2

**LEN ELMORE (#41)**

**Height:** 6-9½ **Weight:** 220 **Birthdate:** March 28, 1952 **College:** Maryland '74  
**Drafted:** First Round (7th pick) 1973 undergraduate draft  
**Traded:** November 27, 1979, to Kansas City in exchange for a future draft pick

YR	G	GS	MIN	3-POINT			FTM-FTA	PCT	OR	DR	TR	AVG	AST	PF-DQ	ST	TO	BKS	PTS	AVG
				FGM-FGA	PCT	FGM-FGA													
1974-75	77	23	1414	218-523	.417	1-1	1.000	.72	148	247	395	5.1	35	241-10	67	83	91	509	6.6
1975-76	76	74	2591	480-1193	.402	0-3	.000	.738	242	577	819	10.8	122	310-9	136	175	178	1112	14.6
1976-77	6	0	46	7-17	.412	0-0	---	.800	7	8	15	2.5	2	11-0	0	---	4	18	3.0
1977-78	69	6	1327	142-386	.368	0-0	---	.667	139	281	420	6.1	80	174-4	74	73	71	372	5.4
1978-79	80	0	1264	139-342	.406	0-0	---	.718	115	287	402	5.0	75	183-3	62	73	79	334	4.2
<b>ABA (2)</b>	<b>153</b>	<b>97</b>	<b>4005</b>	<b>698-1716</b>	<b>.407</b>	<b>1-4</b>	<b>.250</b>	<b>.749</b>	<b>390</b>	<b>824</b>	<b>1214</b>	<b>7.9</b>	<b>157</b>	<b>551-19</b>	<b>203</b>	<b>258</b>	<b>269</b>	<b>1621</b>	<b>10.6</b>
<b>NBA (3)</b>	<b>155</b>	<b>6</b>	<b>2637</b>	<b>288-745</b>	<b>.387</b>	<b>0-0</b>	<b>---</b>	<b>.688</b>	<b>261</b>	<b>576</b>	<b>837</b>	<b>5.4</b>	<b>157</b>	<b>368-7</b>	<b>136</b>	<b>146</b>	<b>154</b>	<b>724</b>	<b>4.7</b>
<b>5 YEARS</b>	<b>308</b>	<b>103</b>	<b>6642</b>	<b>986-2461</b>	<b>.401</b>	<b>1-4</b>	<b>.250</b>	<b>.724</b>	<b>651</b>	<b>1400</b>	<b>2051</b>	<b>6.7</b>	<b>314</b>	<b>919-26</b>	<b>339</b>	<b>404</b>	<b>423</b>	<b>2345</b>	<b>7.6</b>
<b>PLAYOFF STATISTICS</b>																			
1974-75	18	11	565	83-190	.437	0-0	---	.676	51	94	145	8.1	16	74-0	21	26	39	191	10.6
1975-76	3	3	68	9-30	.300	0-0	---	1.000	4	11	15	5.0	4	10-0	5	2	2	19	6.3
<b>ABA (2)</b>	<b>21</b>	<b>14</b>	<b>633</b>	<b>92-220</b>	<b>.418</b>	<b>0-0</b>	<b>---</b>	<b>.684</b>	<b>55</b>	<b>105</b>	<b>160</b>	<b>7.6</b>	<b>20</b>	<b>84-0</b>	<b>26</b>	<b>28</b>	<b>41</b>	<b>210</b>	<b>10.0</b>

**DARRELL ELSTON (#15)**

**Height:** 6-5 **Weight:** 205 **Birthdate:** August 15, 1952 **College:** North Carolina '74  
**Signed:** August 18, 1976, as a free agent  
**Waived:** November 24, 1976

YR	G	GS	MIN	3-POINT			FTM-FTA	PCT	OR	DR	TR	AVG	AST	PF-DQ	ST	TO	BKS	PTS	AVG
				FGM-FGA	PCT	FGM-FGA													
1976-77	5	0	40	2-14	.143	0-0	---	.500	1	5	6	1.2	2	6-0	1	---	0	5	1.0

**ALEX ENGLISH (#22)**

**Height:** 6-7 **Weight:** 190 **Birthdate:** January 5, 1954 **College:** South Carolina '76  
**Drafted:** Seventh Round (66th pick) 1974 (signed with Milwaukee)  
**Signed:** June 8, 1978  
**Traded:** February 1, 1980, to Denver, along with a first-round draft pick, in exchange for George McGinnis

YR	G	GS	MIN	3-POINT			FTM-FTA	PCT	OR	DR	TR	AVG	AST	PF-DQ	ST	TO	BKS	PTS	AVG
				FGM-FGA	PCT	FGM-FGA													
1978-79	81	69	2696	563-1102	.511	---	173-230	.752	253	402	655	8.1	271	214-3	70	196	78	1299	16.0
1979-80	54	15	1526	346-686	.504	0-3	.000	.814	167	213	380	7.0	142	128-0	45	124	33	806	14.9
<b>NBA (2)</b>	<b>135</b>	<b>84</b>	<b>4222</b>	<b>909-1788</b>	<b>.508</b>	<b>0-3</b>	<b>.000</b>	<b>.776</b>	<b>420</b>	<b>615</b>	<b>1035</b>	<b>7.7</b>	<b>413</b>	<b>342-3</b>	<b>115</b>	<b>320</b>	<b>111</b>	<b>2105</b>	<b>15.6</b>



**JOHN FAIRCHILD (#30)****Height:** 6-8 **Weight:** 205 **Birthdate:** April 28, 1943 **College:** Brigham Young '65

YR	G	GS	MIN	3-POINT			FTM-FTA	PCT	OR	DR	TR	AVG	AST	PF-DQ	ST	TO	BKS	PTS	AVG
				FGM-FGA	PCT	FGM-FGA													
1968-69	52	8	582	101-260	.389	10-29	.345	.73-103	.709	39	72	111	2.1	28	90-0	---	59	---	285 5.5
1969-70	3	--	26	1-6	.167	0-0	---	1-2	.500	1	8	9	3.0	2	8-0	---	1	---	3 1.0
<b>ABA (2)</b>	<b>55</b>	<b>8</b>	<b>608</b>	<b>102-266</b>	<b>.383</b>	<b>10-29</b>	<b>.345</b>	<b>74-105</b>	<b>.705</b>	<b>40</b>	<b>80</b>	<b>120</b>	<b>2.2</b>	<b>30</b>	<b>98-0</b>	<b>---</b>	<b>60</b>	<b>---</b>	<b>288 5.2</b>
<b>PLAYOFF STATISTICS</b>																			
1968-69	9	0	85	19-44	.432	4-10	.400	4-6	.667	---	---	21	2.3	3	13-0	---	4	---	46 5.1

**DUANE FERRELL (#27)****Height:** 6-7 **Weight:** 215 **Birthdate:** February 28, 1965 **College:** Georgia Tech '88**Signed:** September 30, 1994, as a free agent**Traded:** August 12, 1997, to Golden State, along with Erick Dampier, in exchange for Chris Mullin

YR	G	GS	MIN	3-POINT			FTM-FTA	PCT	OR	DR	TR	AVG	AST	PF-DQ	ST	TO	BKS	PTS	AVG
				FGM-FGA	PCT	FGM-FGA													
1994-95	56	1	607	83-173	.480	1-6	.167	64-85	.753	50	38	88	1.6	31	79-0	26	43	6	231 4.1
1995-96	54	6	591	80-166	.482	0-8	.000	42-57	.737	32	61	93	1.7	30	83-0	23	34	3	202 3.7
1996-97	62	18	1115	159-337	.472	18-44	.409	58-94	.617	57	84	141	2.3	66	120-0	38	55	6	394 6.4
<b>NBA (3)</b>	<b>172</b>	<b>25</b>	<b>2313</b>	<b>322-676</b>	<b>.476</b>	<b>19-58</b>	<b>.328</b>	<b>164-236</b>	<b>.695</b>	<b>139</b>	<b>183</b>	<b>322</b>	<b>1.9</b>	<b>127</b>	<b>282-0</b>	<b>87</b>	<b>132</b>	<b>15</b>	<b>827 4.8</b>
<b>PLAYOFF STATISTICS</b>																			
1994-95	10	0	85	8-24	.333	1-2	.500	10-16	.625	8	3	11	1.1	13	10-0	0	10	2	27 2.7
1995-96	5	0	69	7-19	.368	0-0	---	4-8	.500	6	3	9	1.8	3	10-0	4	4	0	18 3.6
<b>NBA (2)</b>	<b>15</b>	<b>0</b>	<b>154</b>	<b>15-43</b>	<b>.349</b>	<b>1-2</b>	<b>.500</b>	<b>14-24</b>	<b>.583</b>	<b>14</b>	<b>6</b>	<b>20</b>	<b>1.3</b>	<b>16</b>	<b>20-0</b>	<b>4</b>	<b>14</b>	<b>2</b>	<b>45 3.0</b>

**VERN FLEMING (#10)****Height:** 6-5 **Weight:** 195 **Birthdate:** February 4, 1961 **College:** Georgia '84**Drafted:** First Round (18th pick) 1984

YR	G	GS	MIN	3-POINT			FTM-FTA	PCT	OR	DR	TR	AVG	AST	PF-DQ	ST	TO	BKS	PTS	AVG
				FGM-FGA	PCT	FGM-FGA													
1984-85	80	65	2486	433-922	.470	0-4	.000	260-339	.767	148	175	323	4.0	247	232-4	99	197	8	1126 14.1
1985-86	80	77	2870	436-862	.506	1-6	.167	263-353	.745	102	284	386	4.8	505	230-3	131	208	5	1136 14.2
1986-87	82	82	2549	370-727	.509	2-10	.200	238-302	.788	109	225	334	4.1	473	222-3	109	167	18	980 12.0
1987-88	80	80	2733	442-845	.523	0-13	.000	227-283	.802	106	258	364	4.6	568	225-0	115	175	11	1111 13.9
1988-89	76	69	2552	419-814	.515	3-23	.130	243-304	.799	85	225	310	4.1	494	212-4	77	192	12	1084 14.3
1989-90	82	82	2876	467-919	.508	12-34	.353	230-294	.782	118	204	322	3.9	610	213-1	92	206	10	1176 14.3
1990-91	69	45	1929	356-671	.531	4-18	.222	161-221	.729	83	131	214	3.1	369	116-0	76	137	13	877 12.7
1991-92	82	6	1737	294-610	.482	6-27	.222	132-179	.737	69	140	209	2.5	266	134-0	56	140	7	726 8.9
1992-93	75	8	1503	280-554	.505	7-36	.194	143-197	.726	63	106	169	2.3	224	126-1	63	121	9	710 9.5
1993-94	55	5	1053	147-318	.462	0-4	.000	64-87	.736	27	96	123	2.2	173	98-1	40	87	6	358 6.5
1994-95	55	1	686	93-188	.495	0-7	.000	65-90	.722	20	68	88	1.6	109	80-0	27	43	1	251 4.6
<b>NBA (11)</b>	<b>816</b>	<b>520</b>	<b>22974</b>	<b>3737-7430</b>	<b>.503</b>	<b>35-182</b>	<b>.192</b>	<b>2026-2649</b>	<b>.765</b>	<b>930</b>	<b>1912</b>	<b>2842</b>	<b>3.5</b>	<b>4038</b>	<b>1888-17</b>	<b>885</b>	<b>1673</b>	<b>100</b>	<b>9535 11.7</b>
<b>PLAYOFF STATISTICS</b>																			
1986-87	4	4	141	13-36	.361	0-1	.000	23-30	.767	9	17	26	6.5	24	15-1	4	10	1	49 12.3
1989-90	3	3	113	16-34	.471	0-2	.000	8-9	.889	4	9	13	4.3	18	6-0	2	8	1	40 13.3
1990-91	5	0	115	18-40	.450	0-1	.000	11-14	.786	10	7	17	3.4	23	10-0	1	8	3	47 9.4
1991-92	3	0	51	10-18	.556	0-0	---	1-3	.333	0	2	2	0.7	6	5-0	3	4	0	21 7.0
1992-93	3	3	80	12-27	.444	2-4	.500	4-4	1.000	1	4	5	1.3	3	6-0	2	5	1	30 10.0
1993-94	16	1	247	39-76	.513	0-5	.000	17-20	.850	12	9	21	1.3	38	27-0	10	22	1	95 5.9
1994-95	3	0	8	1-13	.333	0-1	.000	0-3	.000	1	1	2	0.7	2	0-0	0	0	0	2 0.7
<b>NBA (7)</b>	<b>37</b>	<b>11</b>	<b>755</b>	<b>109-234</b>	<b>.466</b>	<b>2-14</b>	<b>.143</b>	<b>64-83</b>	<b>.771</b>	<b>37</b>	<b>49</b>	<b>86</b>	<b>2.3</b>	<b>114</b>	<b>69-1</b>	<b>22</b>	<b>57</b>	<b>7</b>	<b>284 7.7</b>

1967-2010

**MIKE FLYNN (#44)**

**Height:** 6-2    **Weight:** 180    **Birthdate:** July 31, 1953    **College:** Kentucky '75  
**Drafted:** Sixth Round (56th pick) 1975  
**Waived:** September 7, 1978

YR	G	GS	MIN	3-POINT			FTM-FTA	PCT	OR	DR	TR	AVG	AST	PF-DQ	ST	TO	BKS	PTS	AVG	
				FGM-FGA	PCT	PCT														
1975-76	67	7	1097	166-439	.378	25-99	.253	64-111	.577	63	70	133	2.0	133	112-1	44	81	9	421	6.3
1976-77	73	9	1324	250-573	.436	---	---	101-142	.711	76	111	187	2.6	179	106-0	57	---	6	601	8.2
1977-78	71	4	955	120-267	.449	---	---	55-97	.567	47	70	117	1.6	142	52-0	41	75	10	295	4.2
NBA (2)	144	13	2279	370-840	.440	---	---	156-239	.653	123	181	304	2.1	321	158-0	98	75	16	896	6.2
3 YEARS	211	20	3376	536-1279	.419	25-99	.253	220-350	.629	186	251	437	2.1	454	270-1	142	156	25	1317	6.2
PLAYOFF STATISTICS																				
1975-76	3	1	83	15-30	.500	3-8	.375	8-11	.727	5	5	10	3.3	10	6-0	2	5	0	41	13.7

**T.J. FORD (#5)**

**Height:** 6-0    **Weight:** 165    **Birthdate:** March 24, 1983    **College:** Texas  
**Acquired:** July 9, 2008, from Toronto, along with Maceo Baston, Rasho Nesterovic and Roy Hibbert, in exchange for Jermaine O'Neal and Nathan Jawai

3-POINT																				
YR	G	GS	MIN	FGM-FGA	PCT	FGM-FGA	PCT	FTM-FTA	PCT	OR	DR	TR	AVG	AST	PF-DQ	ST	TO	BKS	PTS	AVG
2008-09	74	49	2258	413-913	.452	35-104	.337	245-281	.872	59	200	259	3.5	392	180-1	89	180	16	1106	14.9
2009-10	47	32	1189	186-418	.445	8-50	.160	104-135	.770	41	108	149	3.2	180	102-1	44	90	11	484	10.3
NBA (2)	121	81	3447	599-1331	.450	43-154	.279	349-416	.838	100	308	408	3.4	572	282-2	133	270	27	1590	13.1

**JEFF FOSTER (#10)**

**Height:** 6-11    **Weight:** 230    **Birthdate:** January 16, 1977    **College:** Southwest Texas State '99  
**Acquired:** June 30, 1999, from Golden State in exchange for the draft rights to Vontee Cummings and a future first-round draft pick

YR				3-POINT																	
	G	GS	MIN	FGM-FGA	PCT	FGM-FGA	PCT	FTM-FTA	PCT	OR	DR	TR	AVG	AST	PF-DQ	ST	TO	BKS	PTS	AVG	
1999-00	19	0	86	13-23	.565	0-1	.000	17-25	.680	12	20	32	1.7	5	18-0	5	2	1	43	2.3	
2000-01	71	9	1152	100-213	.469	2-7	.286	47-91	.516	144	245	389	5.5	33	152-3	39	52	28	249	3.5	
2001-02	82	48	1786	177-394	.449	2-15	.133	111-182	.610	206	350	556	6.8	70	232-4	71	79	38	467	5.7	
2002-03	77	2	802	64-178	.360	0-2	.000	34-63	.540	118	161	279	3.6	51	103-0	28	34	21	162	2.1	
2003-04	82	79	1961	197-362	.544	0-4	.000	103-154	.669	248	362	610	7.4	64	189-1	71	60	27	497	6.1	
2004-05	61	43	1594	168-324	.519	0-5	.000	90-142	.634	205	345	550	9.0	43	186-3	46	55	12	426	7.0	
2005-06	63	37	1581	138-250	.552	0-4	.000	96-159	.604	224	350	574	9.1	50	191-2	41	64	27	372	5.9	
2006-07	75	43	1740	122-259	.471	0-1	.000	78-122	.639	252	356	608	8.1	57	202-1	62	70	37	322	4.3	
2007-08	77	52	1884	205-373	.550	0-3	.000	86-145	.593	264	404	668	8.7	129	221-4	56	62	32	496	6.4	
2008-09	74	26	1828	177-353	.501	2-7	.286	96-146	.658	215	293	508	6.9	130	229-5	53	88	49	452	6.1	
2009-10	16	3	255	22-46	.478	0-1	.000	5-9	.556	34	47	81	5.1	21	45-0	3	14	4	49	3.1	
NBA (11)	697	342	14669	1383-2775	.498	6-50	.120	763-1238	.616	1922	2933	4855	7.0	653	1768-23	475	580	276	3535	5.1	
PLAYOFF STATISTICS																					
2000-01	4	2	52	4-9	.444	0-0	---	2-2	1.000	3	9	12	3.0	2	8-0	0	4	3	10	2.5	
2001-02	5	0	78	7-13	.538	2-4	.500	4-9	.444	5	19	24	4.8	7	13-0	3	9	1	20	4.0	
2002-03	6	0	38	6-11	.545	0-0	---	2-2	1.000	4	4	8	1.3	2	3-0	0	0	3	14	2.3	
2003-04	16	13	307	25-43	.581	0-1	.000	8-10	.800	44	61	105	6.6	12	37-0	13	13	5	58	3.6	
2004-05	13	0	245	31-52	.596	0-0	---	15-21	.714	46	50	96	7.4	5	27-0	6	8	12	77	5.9	
2005-06	4	4	80	4-11	.364	0-0	---	3-4	.750	11	13	24	6.0	3	9-0	4	0	1	11	2.8	
NBA (6)	48	19	800	77-139	.554	2-5	.400	34-48	.708	113	156	269	5.6	31	97-0	26	34	25	190	4.0	

**TREMAINE FOWLKES (#3)**

**Height:** 6-8    **Weight:** 220    **Birthdate:** April 11, 1976    **College:** Fresno State '04  
**Signed:** November 25, 2004, as a free agent  
**Waived:** December 13, 2004

YR	3-POINT																			
	G	GS	MIN	FGM-FGA	PCT	FGM-FGA	PCT	FTM-FTA	PCT	OR	DR	TR	AVG	AST	PF-DQ	ST	TO	BKS	PTS	AVG
2004-05	8	0	56	9-17	.529	1-3	.333	0-2	.000	3	5	8	1.0	0	7-0	2	5	0	19	2.4

**ANTHONY FREDERICK (#22)**

**Height:** 6-7    **Weight:** 205    **Birthdate:** April 7, 1964    **College:** Pepperdine '86  
**Signed:** August 1, 1988, as a free agent

YR	G	GS	MIN	3-POINT			FTM-FTA	PCT	OR	DR	TR	AVG	AST	PF-DQ	ST	TO	BKS	PTS	AVG
				FGM-FGA	PCT	FGM-FGA													
1988-89	46	0	313	63-125	.504	2-5	.400	24-34	.706	26	26	52	1.1	20	59-0	14	34	6	152 3.3

**DON FREEMAN (#13)**

**Height:** 6-3    **Weight:** 180    **Birthdate:** July 18, 1944    **College:** Illinois '66  
**Acquired:** August 1972, from Dallas in exchange for Marv Winkler and cash  
**Traded:** July 1974, to San Antonio in exchange for cash

YR	G	GS	MIN	3-POINT			FTM-FTA	PCT	OR	DR	TR	AVG	AST	PF-DQ	ST	TO	BKS	PTS	AVG
				FGM-FGA	PCT	FGM-FGA													
1972-73	77	71	2170	412-933	.442	2-6	.333	277-343	.808	103	116	219	2.8	195	225-1	52	160	19	1103 14.3
1973-74	66	60	1735	383-839	.456	0-2	.000	177-222	.797	91	77	168	2.5	165	174-5	48	132	22	943 14.3
<b>ABA (2)</b>	<b>143</b>	<b>131</b>	<b>3905</b>	<b>795-1772</b>	<b>.449</b>	<b>2-8</b>	<b>.250</b>	<b>454-565</b>	<b>.804</b>	<b>194</b>	<b>193</b>	<b>387</b>	<b>2.7</b>	<b>360</b>	<b>399-6</b>	<b>100</b>	<b>292</b>	<b>41</b>	<b>2046 14.3</b>
<b>PLAYOFF STATISTICS</b>																			
1972-73	18	17	547	105-237	.443	0-2	.000	71-89	.798	27	21	48	2.7	50	52-0	11	40	1	281 15.6
1973-74	6	3	158	30-69	.435	0-0	---	14-20	.700	2	8	10	1.7	8	14-0	4	9	0	74 12.3
<b>ABA (2)</b>	<b>24</b>	<b>20</b>	<b>705</b>	<b>135-306</b>	<b>.441</b>	<b>0-2</b>	<b>.000</b>	<b>85-109</b>	<b>.780</b>	<b>29</b>	<b>29</b>	<b>58</b>	<b>2.4</b>	<b>58</b>	<b>66-0</b>	<b>15</b>	<b>49</b>	<b>1</b>	<b>355 14.8</b>

**BILL GARNETT (#20)**

**Height:** 6-9    **Weight:** 221    **Birthdate:** April 22, 1960    **College:** Wyoming '82  
**Acquired:** October 22, 1984, from Dallas, along with Terence Stansbury, in exchange for a first-round draft pick  
**Waived:** October 18, 1986

YR	G	GS	MIN	3-POINT			FTM-FTA	PCT	OR	DR	TR	AVG	AST	PF-DQ	ST	TO	BKS	PTS	AVG
				FGM-FGA	PCT	FGM-FGA													
1984-85	65	13	1123	149-310	.481	0-2	.000	120-174	.690	98	188	286	4.4	67	196-3	28	92	15	418 6.4
1985-86	80	2	1197	112-239	.469	0-2	.000	116-162	.716	106	169	275	3.4	95	174-0	39	91	22	340 4.3
<b>NBA (2)</b>	<b>145</b>	<b>15</b>	<b>2320</b>	<b>261-549</b>	<b>.475</b>	<b>0-4</b>	<b>.000</b>	<b>236-336</b>	<b>.702</b>	<b>204</b>	<b>357</b>	<b>561</b>	<b>3.9</b>	<b>162</b>	<b>370-3</b>	<b>67</b>	<b>183</b>	<b>37</b>	<b>758 5.2</b>

**EDDIE GILL (#4)**

**Height:** 6-0    **Weight:** 186    **Birthdate:** August 16, 1978    **College:** Weber State '00  
**Signed:** July 28, 2004, as a free agent

YR	G	GS	MIN	3-POINT			FTM-FTA	PCT	OR	DR	TR	AVG	AST	PF-DQ	ST	TO	BKS	PTS	AVG
				FGM-FGA	PCT	FGM-FGA													
2004-05	73	3	1021	81-242	.335	36-117	.308	71-81	.877	16	96	112	1.5	83	105-0	59	60	5	269 3.7
2005-06	41	0	122	10-45	.222	7-23	.304	18-23	.783	0	15	15	0.4	12	13-0	11	9	1	45 1.1
<b>NBA (2)</b>	<b>114</b>	<b>3</b>	<b>1143</b>	<b>91-287</b>	<b>.317</b>	<b>43-140</b>	<b>.307</b>	<b>89-104</b>	<b>.856</b>	<b>16</b>	<b>111</b>	<b>127</b>	<b>1.1</b>	<b>95</b>	<b>118-0</b>	<b>70</b>	<b>69</b>	<b>6</b>	<b>314 2.8</b>
<b>PLAYOFF STATISTICS</b>																			
2004-05	7	0	45	5-16	.313	1-6	.167	13-15	.867	0	4	4	0.6	5	0-0	1	3	0	24 3.4
2005-06	2	0	1	0-0	---	0-0	---	0-0	---	0	0	0	0.0	0	0-0	0	1	0	0 0.0
<b>NBA (2)</b>	<b>9</b>	<b>0</b>	<b>46</b>	<b>5-16</b>	<b>.313</b>	<b>1-6</b>	<b>.167</b>	<b>13-15</b>	<b>.867</b>	<b>0</b>	<b>4</b>	<b>4</b>	<b>0.4</b>	<b>5</b>	<b>0-0</b>	<b>1</b>	<b>4</b>	<b>0</b>	<b>24 2.7</b>

**STEPHEN GRAHAM (#23)**

**Height:** 6-6    **Weight:** 215    **Birthdate:** June 11, 1982    **College:** Oklahoma State '05  
**Signed:** July 3, 2007, as a free agent

YR	G	GS	MIN	3-POINT			FTM-FTA	PCT	OR	DR	TR	AVG	AST	PF-DQ	ST	TO	BKS	PTS	AVG
				FGM-FGA	PCT	FGM-FGA													
2007-08	22	0	128	34-58	.586	7-14	.500	12-16	.750	4	18	22	1.0	9	14-0	4	10	1	87 4.0
2008-09	52	6	684	106-256	.414	20-66	.303	50-62	.806	21	75	96	1.8	33	82-1	10	45	4	282 5.4
<b>NBA (2)</b>	<b>74</b>	<b>6</b>	<b>812</b>	<b>140-314</b>	<b>.446</b>	<b>27-80</b>	<b>.338</b>	<b>62-78</b>	<b>.795</b>	<b>25</b>	<b>93</b>	<b>118</b>	<b>1.6</b>	<b>42</b>	<b>96-1</b>	<b>14</b>	<b>55</b>	<b>5</b>	<b>369 5.0</b>

1967-2010

**DANNY GRANGER (#33)**

**Height:** 6-9    **Weight:** 228    **Birthdate:** April 20, 1983    **College:** New Mexico '05  
**Drafted:** First Round (17th Pick) 2005

YR	3-POINT																			
	G	GS	MIN	FGM-FGA	PCT	FGM-FGA	PCT	FTM-FTA	PCT	OR	DR	TR	AVG	AST	PF-DQ	ST	TO	BKS	PTS	AVG
2005-06	78	17	1765	221-478	.462	30-93	.323	115-148	.777	131	253	384	4.9	90	211-1	58	80	62	587	7.5
2006-07	82	57	2785	398-867	.459	110-288	.382	236-294	.803	114	267	381	4.6	114	245-3	66	135	61	1142	13.9
2007-08	80	80	2876	537-1205	.446	171-423	.404	322-378	.852	93	393	486	6.1	166	290-9	95	171	84	1567	19.6
2008-09	67	66	2424	571-1277	.447	182-450	.404	404-460	.878	49	292	341	5.1	183	207-3	69	165	97	1728	25.8
2009-10	62	62	2278	488-1139	.428	158-438	.361	363-428	.848	67	275	342	5.5	171	183-3	94	157	51	1497	24.1
NBA (5)	369	282	12128	2215-4966	.446	651-1692	.384	1440-1708	.843	454	1480	1934	5.2	724	1136-19	382	708	355	6521	17.6
PLAYOFF STATISTICS																				
2005-06	6	3	162	18-34	.529	9-16	.563	4-4	1.000	7	24	31	5.2	10	20-0	4	7	7	49	8.2

**TRAVIS GRANT (#5)**

**Height:** 6-7    **Weight:** 215    **Birthdate:** January 1, 1950    **College:** Kentucky State '72  
**Drafted:** November 12, 1975, in San Diego dispersal draft  
**Waived:** October 4, 1976

YR	3-POINT																			
	G	GS	MIN	FGM-FGA	PCT	FGM-FGA	PCT	FTM-FTA	PCT	OR	DR	TR	AVG	AST	PF-DQ	ST	TO	BKS	PTS	AVG
1975-76	34	6	567	147-276	.533	0-0	---	34-46	.739	49	52	101	3.0	31	68-0	10	36	13	328	9.6
PLAYOFF STATISTICS																				
1975-76	1	0	1	0-1	.000	0-0	---	0-0	---	0	0	0	---	0	0-0	0	0	0	0	0.0

**STUART GRAY (#55)**

**Height:** 7-0    **Weight:** 245    **Birthdate:** May 27, 1963    **College:** UCLA '85  
**Drafted:** Second Round (29th pick) 1984  
**Traded:** June 27, 1989, to Charlotte in exchange for the draft rights to Dyrón Nix

YR	3-POINT																			
	G	GS	MIN	FGM-FGA	PCT	FGM-FGA	PCT	FTM-FTA	PCT	OR	DR	TR	AVG	AST	PF-DQ	ST	TO	BKS	PTS	AVG
1984-85	52	0	391	35-92	.380	0-0	---	32-47	.681	29	94	123	2.4	15	82-1	9	51	14	102	2.0
1985-86	67	3	423	54-108	.500	0-0	---	47-74	.635	45	73	118	1.8	15	94-0	8	32	11	155	2.3
1986-87	55	1	456	41-101	.406	0-0	---	28-39	.718	39	90	129	2.3	26	93-0	10	36	28	110	2.0
1987-88	74	0	807	90-193	.466	0-1	.000	44-73	.603	70	180	250	3.4	44	152-1	11	50	32	224	3.0
1988-89	72	0	783	72-153	.471	0-1	.000	44-64	.688	84	161	245	3.4	29	128-0	11	48	21	188	2.6
NBA (5)	320	4	2860	292-647	.451	0-2	.000	195-297	.657	267	598	865	2.7	129	549-2	49	217	106	779	2.4
PLAYOFF STATISTICS																				
1986-87	3	0	14	0-1	.000	0-0	---	2-4	.500	2	5	7	2.3	0	3-0	0	0	0	2	0.7

**RICKEY GREEN (#12)**

**Height:** 6-1    **Weight:** 170    **Birthdate:** August 18, 1954    **College:** Michigan '77  
**Signed:** October 1, 1989, as a free agent

YR	3-POINT																			
	G	GS	MIN	FGM-FGA	PCT	FGM-FGA	PCT	FTM-FTA	PCT	OR	DR	TR	AVG	AST	PF-DQ	ST	TO	BKS	PTS	AVG
1989-90	69	0	927	100-231	.433	1-11	.091	43-51	.843	9	45	54	0.8	182	60-0	51	62	1	244	3.5
PLAYOFF STATISTICS																				
1989-90	3	0	31	1-7	.143	0-0	---	0-0	---	0	1	1	0.3	3	5-0	1	2	0	2	0.7

**SEAN GREEN (#23)**

**Height:** 6-5    **Weight:** 210    **Birthdate:** February 2, 1970    **College:** Iona '91  
**Drafted:** Second Round (41st pick) 1991  
**Traded:** October 11, 1993, to Philadelphia in exchange for a 1994 second-round draft pick

YR	G	GS	MIN	3-POINT			FTM-FTA	PCT	OR	DR	TR	AVG	AST	PF-DQ	ST	TO	BKS	PTS	AVG	
				FGM-FGA	PCT	PCT														
1991-92	35	0	256	62-158	.392	2-10	.200	15-28	.536	22	20	42	1.2	22	31-0	13	27	6	141	4.0
1992-93	13	0	81	28-55	.509	3-10	.300	3-4	.750	4	5	9	0.7	7	11-0	2	9	1	62	4.8
NBA (2)	48	0	337	90-213	.423	5-20	.250	18-32	.563	26	25	51	1.1	29	42-0	15	36	7	203	4.2
PLAYOFF STATISTICS																				
1991-92	1	0	3	0-0	---	0-0	---	0-0	---	0	0	0	---	0	0-0	0	0	0	0	0.0

**STEVE GREEN (#24)**

**Height:** 6-7 **Weight:** 220 **Birthdate:** October 4, 1953 **College:** Indiana '75  
**Signed:** September 14, 1976, as a free agent

YR	G	GS	MIN	FGM-FGA	PCT	3-POINT		FTM-FTA	PCT	OR	DR	TR	AVG	AST	PF-DQ	ST	TO	BKS	PTS	AVG
						FGM-FGA	PCT													
1976-77	70	1	918	183-424	.432	---	---	84-113	.743	79	98	177	2.5	46	157-2	46	---	12	450	6.4
1977-78	44	0	449	56-128	.438	---	---	39-56	.696	31	40	71	1.6	30	67-0	14	23	2	151	3.4
1978-79	39	0	265	42-89	.472	---	---	20-34	.588	22	30	52	1.3	21	39-0	11	17	3	104	2.7
NBA (3)	153	1	1632	281-641	.438	---	---	143-203	.704	132	168	300	2.0	97	263-2	71	40	17	705	4.6

**ORIE GREENE (#5)**

**Height:** 6-4 **Weight:** 208 **Birthdate:** February 4, 1982 **College:** Louisiana-Lafayette '05  
**Acquired:** Claimed off waivers, July 9, 2006

YR	G	GS	MIN	FGM-FGA	PCT	3-POINT		FTM-FTA	PCT	OR	DR	TR	AVG	AST	PF-DQ	ST	TO	BKS	PTS	AVG
						FGM-FGA	PCT													
2006-07	41	0	254	23-62	.371	2-11	.182	15-25	.600	12	32	44	1.1	22	38-0	17	28	4	63	1.5

**DICK GRUBAR (#15)**

**Height:** 6-4 **Weight:** 185 **Birthdate:** July 26, 1947 **College:** North Carolina '69  
**Drafted:** Fourth Round 1969

YR	G	GS	MIN	FGM-FGA	PCT	3-POINT		FTM-FTA	PCT	OR	DR	TR	AVG	AST	PF-DQ	ST	TO	BKS	PTS	AVG
						FGM-FGA	PCT													
1969-70	2	0	8	2-3	.667	0-0	---	0-0	---	0	0	0	---	1	1-0	---	0	---	4	2.0

**RUDY HACKETT (#45)**

**Height:** 6-8 **Weight:** 210 **Birthdate:** May 10, 1953 **College:** Syracuse '76  
**Signed:** November 10, 1976, as a free agent  
**Waived:** December 6, 1976

YR	G	GS	MIN	FGM-FGA	PCT	3-POINT		FTM-FTA	PCT	OR	DR	TR	AVG	AST	PF-DQ	ST	TO	BKS	PTS	AVG
						FGM-FGA	PCT													
1976-77	5	0	38	3-8	.375	0-0	---	6-9	.667	3	7	10	2.0	3	7-0	0	---	1	12	2.4

**MARCUS HAISLIP (#2)**

**Height:** 6-10 **Weight:** 230 **Birthdate:** December 22, 1980 **College:** Tennessee '02  
**Signed:** December 1, 2004, as a free agent  
**Waived:** December 24, 2004

YR	G	GS	MIN	FGM-FGA	PCT	3-POINT		FTM-FTA	PCT	OR	DR	TR	AVG	AST	PF-DQ	ST	TO	BKS	PTS	AVG
						FGM-FGA	PCT													
2004-05	9	0	106	13-38	.342	0-1	.000	6-11	.545	5	10	15	1.7	3	15-0	2	6	2	32	3.6

**DARVIN HAM (#24)**

**Height:** 6-7 **Weight:** 220 **Birthdate:** July 23, 1973 **College:** Texas Tech '96  
**Acquired:** February 20, 1997, from Denver in exchange for Jerome Allen

YR	G	GS	MIN	FGM-FGA	PCT	3-POINT		FTM-FTA	PCT	OR	DR	TR	AVG	AST	PF-DQ	ST	TO	BKS	PTS	AVG
						FGM-FGA	PCT													
1996-97	1	0	5	1-1	1.000	0-0	---	1-2	.500	0	0	0	---	0	0-0	1	1	0	3	3.0

**TYLER HANSBROUGH (#50)**

**Height:** 6-9 **Weight:** 250 **Birthdate:** November 3, 1985 **College:** North Carolina '09  
**Drafted:** First Round (13th Pick) 2009

YR	G	GS	MIN	FGM-FGA	PCT	3-POINT		FTM-FTA	PCT	OR	DR	TR	AVG	AST	PF-DQ	ST	TO	BKS	PTS	AVG
						FGM-FGA	PCT													
2009-10	29	1	511	81-225	.360	0-4	.000	84-113	.743	60	78	138	4.8	28	70-0	17	21	8	246	8.5

1967-2010

**TIM HARDAWAY (#14)**

**Height:** 6-0 **Weight:** 195 **Birthdate:** September 1, 1966 **College:** Texas-El Paso '89  
**Signed:** March 27, 2003, as a free agent

YR	G	GS	MIN	3-POINT			FTM-FTA	PCT	OR	DR	TR	AVG	AST	PF-DQ	ST	TO	BKS	PTS	AVG
				FGM-FGA	PCT	FGM-FGA													
2002-03	10	0	127	18-49	.367	11-31	.355	2-4	.500	1	14	15	1.5	24	8-0	9	11	0	49 4.9
<b>PLAYOFF STATISTICS</b>																			
2002-03	4	0	47	5-15	.333	3-10	.300	0-0	---	0	2	2	0.5	9	2-0	1	3	0	13 3.3

**REGGIE HARDING (#32)**

**Height:** 7-0 **Weight:** 250 **Birthdate:** April 4, 1942 **High School:** Detroit Eastern (Mich.) '63

YR	G	GS	MIN	3-POINT			FTM-FTA	PCT	OR	DR	TR	AVG	AST	PF-DQ	ST	TO	BKS	PTS	AVG
				FGM-FGA	PCT	FGM-FGA													
1967-68	25	0	840	142-314	.452	0-1	.000	52-90	.578	82	252	334	13.4	53	59-0	---	77	---	336 13.4

**JERRY HARKNESS (#15)**

**Height:** 6-2 **Weight:** 185 **Birthdate:** May 7, 1940 **College:** Loyola (Ill.) '63  
**Signed:** September 1967 (original signee)

YR	G	GS	MIN	3-POINT			FTM-FTA	PCT	OR	DR	TR	AVG	AST	PF-DQ	ST	TO	BKS	PTS	AVG
				FGM-FGA	PCT	FGM-FGA													
1967-68	71	--	1241	172-394	.437	1-5	.200	152-223	.682	81	112	193	2.7	129	109-1	---	77	---	497 7.0
1968-69	10	6	272	31-67	.463	0-0	---	30-47	.638	10	24	34	3.4	21	27-0	---	20	---	92 9.2
<b>ABA (2)</b>	<b>81</b>	<b>6</b>	<b>1513</b>	<b>203-461</b>	<b>.440</b>	<b>1-5</b>	<b>.200</b>	<b>182-270</b>	<b>.674</b>	<b>91</b>	<b>136</b>	<b>227</b>	<b>2.8</b>	<b>150</b>	<b>136-1</b>	<b>---</b>	<b>97</b>	<b>---</b>	<b>589 7.3</b>
<b>PLAYOFF STATISTICS</b>																			
1967-68	3	0	32	4-12	.333	0-0	---	2-2	1.000	---	---	5	1.7	5	6-0	---	3	---	10 3.3

**AL HARRINGTON (#3, #25, #32)**

**Height:** 6-9 **Weight:** 230 **Birthdate:** February 17, 1980 **High School:** St. Patrick's (N.J.) '98

**Drafted:** First Round (25th pick) 1998

**Traded:** July 15, 2004, to Atlanta in exchange for Stephen Jackson

**Acquired:** August 22, 2006, from Atlanta, along with John Edwards, in exchange for a future first-round draft pick.

**Traded:** January 19, 2007, to Golden State, along with Stephen Jackson, Sarunas Jasikevicius and Josh Powell, in exchange for Ike Diogu, Mike Dunleavy, Keith McLeod and Troy Murphy

YR	G	GS	MIN	3-POINT			FTM-FTA	PCT	OR	DR	TR	AVG	AST	PF-DQ	ST	TO	BKS	PTS	AVG
				FGM-FGA	PCT	FGM-FGA													
1998-99	21	0	160	18-56	.321	0-5	.000	9-15	.600	20	19	39	1.9	5	26-0	4	11	2	45 2.1
1999-00	50	0	854	121-264	.458	8-34	.235	78-111	.703	47	112	159	3.2	38	130-0	25	65	9	328 6.6
2000-01	78	38	1892	241-543	.444	1-7	.143	103-157	.656	119	262	381	4.9	130	223-2	63	148	18	586 7.5
2001-02	44	1	1313	230-484	.475	1-3	.333	115-144	.799	96	180	276	6.3	54	166-4	41	78	21	576 13.1
2002-03	82	37	2467	389-896	.434	13-46	.283	211-274	.770	159	352	511	6.2	125	280-3	71	163	33	1002 12.2
2003-04	79	15	2441	421-909	.463	21-77	.273	185-252	.734	163	345	508	6.4	131	250-1	80	163	22	1048 13.3
2006-07	36	36	1208	223-487	.458	54-118	.458	72-101	.713	71	155	226	6.3	51	116-0	25	91	10	572 15.9
<b>NBA (7)</b>	<b>390</b>	<b>127</b>	<b>10335</b>	<b>1643-3639</b>	<b>.451</b>	<b>98-290</b>	<b>.338</b>	<b>773-1054</b>	<b>.733</b>	<b>675</b>	<b>1425</b>	<b>2100</b>	<b>5.4</b>	<b>534</b>	<b>1191-10</b>	<b>309</b>	<b>719</b>	<b>115</b>	<b>4157 10.7</b>
<b>PLAYOFF STATISTICS</b>																			
2000-01	3	0	40	2-13	.154	0-2	.000	1-2	.500	3	1	4	1.3	3	8-0	0	1	0	5 1.7
2002-03	6	0	103	7-33	.212	0-4	.000	4-6	.667	7	15	22	3.7	5	21-0	6	10	3	18 3.0
2003-04	16	4	427	60-140	.429	2-5	.400	30-55	.545	33	69	102	6.4	12	56-1	23	28	9	152 9.5
<b>NBA (3)</b>	<b>25</b>	<b>4</b>	<b>570</b>	<b>69-186</b>	<b>.371</b>	<b>2-11</b>	<b>.182</b>	<b>35-63</b>	<b>.556</b>	<b>43</b>	<b>85</b>	<b>128</b>	<b>5.1</b>	<b>20</b>	<b>85-1</b>	<b>29</b>	<b>39</b>	<b>12</b>	<b>175 7.0</b>

**DAVID HARRISON (#13)**

**Height:** 7-0 **Weight:** 280 **Birthdate:** August 15, 1982 **College:** Colorado '05

**Drafted:** First Round (29th pick) 2004

YR	G	GS	MIN	3-POINT			FTM-FTA	PCT	OR	DR	TR	AVG	AST	PF-DQ	ST	TO	BKS	PTS	AVG
				FGM-FGA	PCT	FGM-FGA													
2004-05	43	14	760	106-184	.576	0-0	---	52-91	.571	48	87	135	3.1	13	134-6	16	53	55	264 6.1
2005-06	67	17	1034	148-294	.503	0-0	---	89-174	.511	84	170	254	3.8	14	193-3	23	79	59	385 5.7
2006-07	24	2	190	30-58	.517	0-0	---	11-22	.500	9	33	42	1.8	6	47-0	5	26	12	71 3.0
2007-08	55	0	702	90-170	.529	0-0	---	49-96	.510	43	75	118	2.1	14	164-3	20	58	59	229 4.2
<b>NBA (4)</b>	<b>189</b>	<b>33</b>	<b>2686</b>	<b>374-706</b>	<b>.530</b>	<b>0-0</b>	<b>---</b>	<b>201-383</b>	<b>.525</b>	<b>184</b>	<b>365</b>	<b>549</b>	<b>2.9</b>	<b>47</b>	<b>538-12</b>	<b>64</b>	<b>216</b>	<b>185</b>	<b>949 5.0</b>
<b>PLAYOFF STATISTICS</b>																			
2005-06	6	0	31	3-9	.333	0-0	---	7-12	.583	1	4	5	0.8	0	11-0	1	4	1	13 2.2

**SCOTT HASKIN (#43)**

**Height:** 6-11 **Weight:** 250 **Birthdate:** September 19, 1970 **College:** Oregon State '93  
**Drafted:** First Round (14th pick) 1993  
**Waived:** September 27, 1996

YR	G	GS	MIN	FGM-FGA	PCT	3-POINT		FTM-FTA	PCT	OR	DR	TR	AVG	AST	PF-DQ	ST	TO	BKS	PTS	AVG
						FGM-FGA	PCT													
1993-94	27	2	186	21-45	.467	0-0	---	13-19	.684	17	38	55	2.0	6	33-0	2	13	15	55	2.0
1994-95	DID NOT PLAY - INJURED																			
1995-96	DID NOT PLAY - INJURED																			

**JOE HASSETT (#10, #11, #30)**

**Height:** 6-5 **Weight:** 180 **Birthdate:** September 11, 1955 **College:** Providence '77  
**Signed:** October 20, 1979, as a free agent  
**Drafted:** May 28, 1980, by Dallas in expansion draft

YR	G	GS	MIN	3-POINT			FTM-FTA	PCT	OR	DR	TR	AVG	AST	PF-DQ	ST	TO	BKS	PTS	AVG	
				FGM-FGA	PCT	FGM-FGA														
1979-80	74	2	1135	215-509	.422	69-198	.348	24-29	.828	35	59	94	1.3	104	85-0	46	45	8	523	7.1

**LUTHER HEAD (#13)**

**Height:** 6-3 **Weight:** 185 **Birthdate:** November 26, 1982 **College:** Illinois '05  
**Signed:** September 17, 2009, as a free agent

YR	G	GS	MIN	3-POINT			FTM-FTA	PCT	OR	DR	TR	AVG	AST	PF-DQ	ST	TO	BKS	PTS	AVG	
				FGM-FGA	PCT	FGM-FGA														
2009-10	47	10	813	136-311	.437	37-105	.352	48-58	.828	6	74	80	1.7	72	53-0	18	54	9	357	7.6

**ROY HIBBERT (#55)**

**Height:** 7-2 **Weight:** 275 **Birthdate:** December 11, 1986 **College:** Georgetown  
**Acquired:** July 9, 2008, from Toronto, along with Maceo Baston, T.J. Ford and Rasho Nesterovic, in exchange for Jermaine O'Neal and Nathan Jawai

YR	G	GS	MIN	3-POINT			FTM-FTA	PCT	OR	DR	TR	AVG	AST	PF-DQ	ST	TO	BKS	PTS	AVG	
				FGM-FGA	PCT															
2008-09	70	42	1009	198-420	.471	0-0	---	98-147	.667	115	128	243	3.5	49	215-5	20	55	76	494	7.1
2009-10	81	69	2035	387-782	.495	3-6	.500	169-224	.754	177	287	464	5.7	158	285-5	30	145	131	946	11.7
NBA (2)	151	111	3044	585-1202	.487	3-6	.500	267-371	.720	292	415	707	4.7	207	500-10	50	200	207	1440	9.5

**EARLE HIGGINS (#23)**

**Height:** 6-8 **Weight:** 200 **Birthdate:** December 30, 1946 **College:** Eastern Michigan '70  
**Drafted:** Third Round 1970

YR	G	GS	MIN	3-POINT			FTM-FTA	PCT	OR	DR	TR	AVG	AST	PF-DQ	ST	TO	BKS	PTS	AVG	
				FGM-FGA	PCT															
1970-71	53	0	467	104-223	.466	3-17	.176	20-30	.667	48	80	128	2.4	35	109-4	---	26	---	231	4.4
1971-72	DID NOT PLAY - COACH'S DECISION																			

**PLAYOFF STATISTICS**

1970-71	5	0	31	6-20	.300	0-2	.000	5-7	.714	3	8	11	2.2	1	5-0	---	5	---	17	3.4
---------	---	---	----	------	------	-----	------	-----	------	---	---	----	-----	---	-----	-----	---	-----	----	-----

1967-2010

**DARNELL HILLMAN (#20)****Height:** 6-9 **Weight:** 215 **Birthdate:** August 29, 1949 **College:** San Jose State '71**Drafted:** Second Round 1971**Traded:** April 11, 1977, to the New York Nets, along with a first-round draft pick, in exchange for John Williamson

YR	G	GS	MIN	FGM-FGA	PCT	3-POINT			OR	DR	TR	AVG	AST	PF-DQ	ST	TO	BKS	PTS	AVG	
						FGM-FGA	PCT	FTM-FTA												
1971-72	73	5	1386	200-410	.488	1-5	.200	114-177	.644	152	326	478	6.5	49	210-4	---	84	---	515	7.1
1972-73	84	52	2541	328-735	.446	0-9	.000	148-252	.587	218	517	735	8.8	128	291-3	57	154	116	804	9.6
1973-74	83	43	2319	328-658	.498	3-8	.375	99-191	.518	198	478	676	8.1	96	295-7	70	177	177	758	9.1
1974-75	81	76	2603	486-923	.527	0-4	.000	152-202	.752	296	451	747	9.2	131	330-11	73	209	133	1124	13.9
1975-76	74	68	2166	375-828	.453	1-4	.250	243-336	.723	248	422	670	9.1	147	306-13	80	196	80	994	13.4
1976-77	82	59	2302	359-811	.443	---	---	161-244	.660	228	465	693	8.5	166	353-15	95	---	106	879	10.7
ABA (5)	395	244	11015	1717-3554	.483	5-30	.167	756-1158	.653	1112	2194	3306	8.4	551	1432-38	280	820	506	4195	10.6
6 YEARS	477	303	13317	2076-4365	.476	5-30	.167	917-1402	.654	1340	2659	3999	8.4	717	1785-53	375	820	612	5074	10.6
PLAYOFF STATISTICS																				
1971-72	20	0	327	53-95	.558	0-2	.000	18-33	.545	45	65	110	5.5	9	52-0	---	20	---	124	6.2
1972-73	18	10	485	43-101	.426	0-0	---	20-35	.571	39	96	135	7.5	17	44-0	5	29	16	106	5.9
1973-74	14	5	352	47-85	.553	0-1	.000	23-46	.500	37	63	100	7.1	12	44-1	6	20	16	117	8.4
1974-75	17	11	482	73-146	.500	0-0	---	35-51	.686	40	93	133	7.8	14	68-0	10	24	30	181	10.6
1975-76	3	3	111	16-39	.410	0-0	---	11-14	.786	13	18	31	11.7	10	14-0	6	10	5	43	14.3
ABA (5)	72	29	1757	232-466	.498	0-3	.000	107-179	.598	174	335	509	7.1	62	222-1	27	103	67	571	7.9

**FRED HOIBERG (#20)****Height:** 6-4 **Weight:** 203 **Birthdate:** October 15, 1972 **College:** Iowa State '95**Drafted:** Second Round (52nd pick) 1995

YR	G	GS	MIN	3-POINT																
				FGM-FGA	PCT	FGM-FGA	PCT	FTM-FTA	PCT	OR	DR	TR	AVG	AST	PF-DQ	ST	TO	BKS	PTS	AVG
1995-96	15	1	85	8-19	.421	1-3	.333	15-18	.833	4	5	9	0.6	8	12-0	6	7	1	32	2.1
1996-97	47	0	572	67-156	.429	29-70	.414	61-77	.792	13	68	81	1.7	41	51-0	27	22	6	224	4.8
1997-98	65	1	874	85-222	.383	32-85	.376	59-69	.855	14	109	123	1.9	45	101-0	40	22	3	261	4.0
1998-99	12	0	87	6-21	.286	1-9	.111	6-6	1.000	2	9	11	0.9	4	11-0	0	3	0	19	1.6
NBA (4)	139	2	1618	166-418	.397	63-167	.377	141-170	.829	33	191	224	1.6	98	175-0	73	54	10	536	3.9
PLAYOFF STATISTICS																				
1997-98	2	0	20	3-8	.375	1-2	.500	2-2	1.000	1	3	4	2.0	1	2-0	1	0	0	9	4.5
1998-99	4	0	20	2-4	.500	0-0	---	0-0	---	0	3	3	0.8	2	1-0	3	0	0	4	1.0
NBA (2)	6	0	40	5-12	.417	1-2	.500	2-2	1.000	1	6	7	1.2	3	3-0	4	0	0	13	2.2

**BOB HOOPER (#12)****Height:** 6-0 **Weight:** 180 **Birthdate:** December 22, 1946 **College:** Dayton '68**Drafted:** Ninth Round 1968

3-POINT																				
YR	G	GS	MIN	FGM-FGA	PCT	FGM-FGA	PCT	FTM-FTA	PCT	OR	DR	TR	AVG	AST	PF-DQ	ST	TO	BKS	PTS	AVG
1968-69	54	20	955	112-271	.413	4-32	.125	43-59	.729	35	74	109	2.0	142	91-0	---	52	---	271	5.0
PLAYOFF STATISTICS																				
1968-69	16	1	288	25-74	.338	4-16	.250	22-26	.850	---	---	38	2.4	45	41-0	---	13	---	76	4.8

**JARRETT JACK (#1)****Height:** 6-3 **Weight:** 197 **Birthdate:** October 28, 1983 **College:** Georgia Tech**Acquired:** July 9, 2008, from Portland, along with Josh McRoberts and Brandon Rush, in exchange for Ike Diogu and Jerryd Bayless

3-POINT																				
YR	G	GS	MIN	FGM-FGA	PCT	FGM-FGA	PCT	FTM-FTA	PCT	OR	DR	TR	AVG	AST	PF-DQ	ST	TO	BKS	PTS	AVG
2008-09	82	53	2716	386-853	.453	78-221	.353	224-263	.852	44	232	276	3.4	338	179-0	88	184	17	1074	13.1



**MARK JACKSON (#13)**

**Height:** 6-3 **Weight:** 180 **Birthdate:** April 1, 1965 **College:** St. John's (N.Y.) '87  
**Acquired:** June 30, 1994, from the L.A. Clippers, along with the draft rights to Greg Minor, in exchange for the draft rights to Eric Piatkowski, Pooh Richardson and Malik Sealy  
**Traded:** June 13, 1996, to Denver, along with Ricky Pierce and a draft pick, in exchange for Jalen Rose, Reggie Williams and a draft pick  
**Acquired:** February 20, 1997, from Denver, along with LaSalle Thompson, in exchange for Vincent Askew, Eddie Johnson and Indiana's 1997 and 1998 second-round draft picks

YR	3-POINT																		
	G	GS	MIN	FGM-FGA	PCT	FGM-FGA	PCT	FTM-FTA	PCT	OR	DR	TR	AVG	AST	PF-DQ	ST	TO	BKS	PTS
1994-95	82	67	2402	239-566	.422	27-87	.310	119-153	.778	73	233	306	3.7	616	148-0	105	210	16	624
1995-96	81	81	2643	296-626	.473	64-149	.430	150-191	.785	66	241	307	3.8	635	153-0	100	201	5	806
1996-97	30	30	1053	97-227	.427	18-57	.316	59-77	.766	20	104	124	4.1	294	57-0	46	102	3	271
1997-98	82	82	2413	249-598	.416	43-137	.314	137-180	.761	67	255	322	3.9	713	132-0	84	174	2	678
1998-99	49	49	1382	138-329	.419	32-103	.311	65-79	.823	33	151	184	3.8	386	58-0	42	99	3	373
1999-00	81	81	2190	246-570	.432	89-221	.403	79-98	.806	63	233	296	3.7	650	111-0	76	174	10	660
<b>NBA (6)</b>	<b>405</b>	<b>390</b>	<b>12083</b>	<b>1265-2916</b>	<b>.434</b>	<b>273-754</b>	<b>.362</b>	<b>609-778</b>	<b>.783</b>	<b>322</b>	<b>1217</b>	<b>1539</b>	<b>3.8</b>	<b>3294</b>	<b>659-0</b>	<b>453</b>	<b>960</b>	<b>39</b>	<b>3412</b>
PLAYOFF STATISTICS																			
1994-95	17	17	553	59-130	.454	16-40	.400	34-46	.739	27	62	89	5.2	121	34-0	15	41	0	168
1995-96	5	5	186	18-51	.353	4-18	.222	13-17	.765	3	22	25	5.0	30	9-0	6	13	0	53
1997-98	16	16	494	53-127	.417	14-37	.378	27-34	.794	18	55	73	4.6	133	28-0	23	47	0	147
1998-99	13	13	451	51-103	.495	14-34	.412	30-42	.714	14	45	59	4.5	112	32-0	14	35	1	146
1999-00	23	23	634	69-176	.392	21-67	.313	28-31	.903	12	74	86	3.7	178	42-0	19	43	2	187
<b>NBA (5)</b>	<b>74</b>	<b>74</b>	<b>2318</b>	<b>250-587</b>	<b>.426</b>	<b>69-196</b>	<b>.352</b>	<b>132-170</b>	<b>.776</b>	<b>74</b>	<b>258</b>	<b>332</b>	<b>4.5</b>	<b>574</b>	<b>145-0</b>	<b>77</b>	<b>179</b>	<b>3</b>	<b>701</b>

**RALPH JACKSON (#2)**

**Height:** 6-2 **Weight:** 185 **Birthdate:** October 26, 1962 **College:** UCLA '84  
**Drafted:** Fourth Round (71st pick) 1984  
**Waived:** November 7, 1984

YR	3-POINT																		
	G	GS	MIN	FGM-FGA	PCT	FGM-FGA	PCT	FTM-FTA	PCT	OR	DR	TR	AVG	AST	PF-DQ	ST	TO	BKS	PTS
1984-85	1	0	12	1-3	.333	0-0	---	0-0	---	1	0	1	1.0	4	1-0	2	1	0	2

**STEPHEN JACKSON (#1)**

**Height:** 6-8 **Weight:** 218 **Birthdate:** April 5, 1978 **High School:** Oak Hill Academy (Va.)  
**Acquired:** July 15, 2004, from Atlanta in exchange for Al Harrington  
**Traded:** January 19, 2007, to Golden State, along with Al Harrington, Sarunas Jasikevicius and Josh Powell, in exchange for Ike Diogu, Mike Dunleavy, Keith McLeod and Troy Murphy

YR	3-POINT																		
	G	GS	MIN	FGM-FGA	PCT	FGM-FGA	PCT	FTM-FTA	PCT	OR	DR	TR	AVG	AST	PF-DQ	ST	TO	BKS	PTS
2004-05	51	49	1806	330-819	.403	103-286	.360	190-229	.830	44	206	250	4.9	119	154-4	64	123	14	953
2005-06	81	81	2910	472-1148	.411	117-339	.345	268-341	.786	48	264	312	3.9	225	195-0	104	203	43	1329
2006-07	37	32	1186	180-430	.419	41-138	.297	120-146	.822	17	78	95	2.6	114	87-2	33	81	20	521
<b>NBA (3)</b>	<b>169</b>	<b>162</b>	<b>5902</b>	<b>982-2397</b>	<b>.410</b>	<b>261-763</b>	<b>.342</b>	<b>578-716</b>	<b>.807</b>	<b>109</b>	<b>548</b>	<b>657</b>	<b>3.9</b>	<b>458</b>	<b>436-6</b>	<b>201</b>	<b>407</b>	<b>77</b>	<b>2803</b>
PLAYOFF STATISTICS																			
2004-05	13	13	472	70-178	.393	20-63	.317	49-60	.817	7	43	50	3.8	29	39-0	25	34	6	209
2005-06	6	6	227	30-82	.366	6-26	.231	14-18	.778	5	22	27	4.5	20	23-1	4	15	1	80
<b>NBA (2)</b>	<b>19</b>	<b>19</b>	<b>699</b>	<b>100-260</b>	<b>.385</b>	<b>26-89</b>	<b>.292</b>	<b>63-78</b>	<b>.808</b>	<b>12</b>	<b>65</b>	<b>77</b>	<b>4.1</b>	<b>49</b>	<b>62-1</b>	<b>29</b>	<b>49</b>	<b>7</b>	<b>289</b>

**TRACY JACKSON (#7)**

**Height:** 6-6 **Weight:** 215 **Birthdate:** April 21, 1959 **College:** Notre Dame '81  
**Signed:** January 12, 1984, as a free agent

YR	3-POINT																		
	G	GS	MIN	FGM-FGA	PCT	FGM-FGA	PCT	FTM-FTA	PCT	OR	DR	TR	AVG	AST	PF-DQ	ST	TO	BKS	PTS
1983-84	2	0	10	1-4	.250	0-0	---	4-4	1.000	1	0	1	0.5	0	3-0	0	1	0	6

1967-2010

**SARUNAS JASIKEVICIUS (#3)**

**Height:** 6-4 **Weight:** 197 **Birthdate:** March 5, 1976 **College:** Maryland '98  
**Signed:** August 11, 2005, as a free agent

YR	G	GS	MIN	3-POINT			FTM-FTA	PCT	OR	DR	TR	AVG	AST	PF-DQ	ST	TO	BKS	PTS	AVG	
				FGM-FGA	PCT	FGM-FGA														
2005-06	75	15	1557	170-429	.396	86-236	.364	121-133	.910	19	134	153	2.0	227	108-0	40	116	4	547	7.3
2006-07	37	1	664	91-221	.412	32-86	.372	59-64	.922	10	38	48	1.3	111	53-0	13	59	0	273	7.4
NBA (2)	112	16	2221	261-650	.402	118-322	.366	180-197	.914	29	172	201	1.8	338	161-0	53	175	4	820	7.3
PLAYOFF STATISTICS																				
2005-06	6	0	66	7-19	.368	2-9	.222	1-2	.500	1	5	6	1.0	6	7-0	0	5	1	17	2.8

**BRITTON JOHNSEN (#32)**

**Height:** 6-10 **Weight:** 210 **Birthdate:** July 8, 1979 **College:** Utah '03  
**Signed:** November 25, 2004, as a free agent  
**Waived:** December 7, 2004

3-POINT																				
YR	G	GS	MIN	FGM-FGA	PCT	FGM-FGA	PCT	FTM-FTA	PCT	OR	DR	TR	AVG	AST	PF-DQ	ST	TO	BKS	PTS	AVG
2004-05	6	1	87	6-22	.273	0-4	.000	0-0	---	5	5	10	1.7	4	10-0	1	3	0	12	2.0

**ANTHONY JOHNSON (#8)**

**Height:** 6-3 **Weight:** 190 **Birthdate:** October 2, 1974 **College:** College of Charleston '97  
**Signed:** July 25, 2003, as a free agent  
**Traded:** July 24, 2006, to Dallas in exchange for Darrell Armstrong, Rawie Marshall and Josh Powell

3-POINT																				
YR	G	GS	MIN	FGM-FGA	PCT	FGM-FGA	PCT	FTM-FTA	PCT	OR	DR	TR	AVG	AST	PF-DQ	ST	TO	BKS	PTS	AVG
2003-04	73	7	1598	167-411	.406	41-122	.336	75-94	.798	28	102	130	1.8	202	138-0	64	75	8	450	6.2
2004-05	63	36	1747	203-456	.445	41-108	.380	85-113	.752	32	147	179	2.8	302	144-0	59	96	15	532	8.4
2005-06	75	53	1981	267-603	.443	51-155	.329	106-141	.752	31	137	168	2.2	324	132-0	63	115	22	691	9.2
NBA (3)	211	96	5326	637-1470	.433	133-385	.345	266-348	.764	91	386	477	2.3	828	414-0	186	286	45	1673	7.9
PLAYOFF STATISTICS																				
2003-04	16	0	332	25-69	.362	6-20	.300	17-22	.773	7	27	34	2.1	34	34-0	13	11	4	73	4.6
2004-05	13	4	316	27-77	.351	8-23	.348	29-36	.806	4	34	38	2.9	66	28-0	13	25	5	91	7.0
2005-06	6	6	242	45-87	.517	8-20	.400	22-33	.667	8	22	30	5.0	31	17-0	6	14	0	120	20.0
NBA (3)	35	10	890	97-233	.416	22-63	.349	68-91	.747	19	83	102	2.9	131	79-0	32	50	9	284	8.1

**CLEMON JOHNSON (#45)**

**Height:** 6-10 **Weight:** 240 **Birthdate:** September 12, 1956 **College:** Florida A&M '78  
**Acquired:** October 9, 1979, from Portland in exchange for a second-round draft pick  
**Traded:** February 15, 1983, to Philadelphia, along with a third-round draft pick, in exchange for first and second-round draft picks

3-POINT																				
YR	G	GS	MIN	FGM-FGA	PCT	FGM-FGA	PCT	FTM-FTA	PCT	OR	DR	TR	AVG	AST	PF-DQ	ST	TO	BKS	PTS	AVG
1979-80	79	0	1541	199-396	.503	0-0	---	74-117	.632	145	249	394	5.0	115	211-2	48	78	121	472	6.0
1980-81	81	2	1643	235-466	.504	0-1	.000	112-189	.593	173	295	468	5.8	144	185-1	44	121	119	582	7.2
1981-82	79	42	1979	312-641	.487	0-0	---	123-189	.651	184	387	571	7.2	127	241-3	60	138	112	747	9.5
1982-83	51	7	1216	208-399	.521	0-1	.000	77-122	.631	115	204	319	6.3	115	137-2	51	88	63	493	9.7
NBA (4)	290	51	6379	954-1902	.502	0-2	.000	386-617	.626	617	1135	1752	6.0	501	774-8	203	425	415	2294	7.9
PLAYOFF STATISTICS																				
1980-81	2	1	55	5-12	.417	0-0	---	5-10	.500	10	10	20	10.0	3	3-0	4	3	2	15	7.5

**EDDIE JOHNSON (#8)**

**Height:** 6-7 **Weight:** 215 **Birthdate:** May 1, 1959 **College:** Illinois '81  
**Signed:** October 2, 1995, as a free agent  
**Traded:** February 20, 1997, to Denver, along with Vincent Askew and Indiana's 1997 and 1998 second-round draft picks, in exchange for Mark Jackson and LaSalle Thompson

YR	G	GS	MIN	3-POINT																
				FGM-FGA	PCT	FGM-FGA	PCT	FTM-FTA	PCT	OR	DR	TR	AVG	AST	PF-DQ	ST	TO	BKS	PTS	AVG
1995-96	62	0	1002	180-436	.413	45-128	.352	70-79	.886	45	108	153	2.5	69	104-1	20	56	4	475	7.7
1996-97	28	1	306	59-136	.434	9-28	.321	20-27	.741	3	37	40	1.4	17	33-0	5	17	1	147	5.3
NBA (2)	90	1	1308	239-572	.418	54-156	.346	90-106	.849	48	145	193	2.1	86	137-1	25	73	5	622	6.9
PLAYOFF STATISTICS																				
1995-96	1	0	9	0-5	.000	0-2	.000	0-0	---	0	0	0	---	1	0-0	0	0	0	0	0.0

**GEORGE JOHNSON (#24)**

**Height:** 6-7 **Weight:** 225 **Birthdate:** December 8, 1956 **College:** St. John's (N.Y.) '78  
**Acquired:** September 11, 1980, from Milwaukee, along with a second-round draft pick, in exchange for Mickey Johnson  
**Signed:** December 15, 1984, with Philadelphia; Indiana compensated with two second-round draft picks

YR	G	GS	MIN	3-POINT			FTM-FTA	PCT	OR	DR	TR	AVG	AST	PF-DQ	ST	TO	BKS	PTS	AVG
				FGM-FGA	PCT	FGM-FGA													
1980-81	43	19	930	182-394	.462	0-5	.000	.93-122	.762	99	179	278	6.5	86	120-1	47	85	23	457 10.6
1981-82	59	4	720	120-291	.412	0-2	.000	60-80	.750	72	145	217	3.7	40	147-2	36	70	25	300 5.1
1982-83	82	64	2297	409-858	.477	7-38	.184	126-172	.733	176	369	545	6.6	220	279-6	77	242	53	951 11.6
1983-84	81	20	2073	411-884	.465	11-47	.234	223-270	.826	139	321	460	5.7	195	256-3	82	186	49	1056 13.0
<b>NBA (4)</b>	<b>265</b>	<b>107</b>	<b>6020</b>	<b>1122-2427</b>	<b>.462</b>	<b>18-92</b>	<b>.196</b>	<b>502-644</b>	<b>.780</b>	<b>486</b>	<b>1014</b>	<b>1500</b>	<b>5.7</b>	<b>541</b>	<b>802-12</b>	<b>242</b>	<b>583</b>	<b>150</b>	<b>2764 10.4</b>
<b>PLAYOFF STATISTICS</b>																			
1980-81	2	1	23	5-8	.625	0-0	---	0-0	---	1	3	4	2.0	1	1-0	0	2	0	10 5.0

**GUS JOHNSON (#25)**

**Height:** 6-6 **Weight:** 230 **Birthdate:** December 13, 1938 **College:** Idaho '63  
**Signed:** December 15, 1972, as a free agent

YR	G	GS	MIN	3-POINT			FTM-FTA	PCT	OR	DR	TR	AVG	AST	PF-DQ	ST	TO	BKS	PTS	AVG
				FGM-FGA	PCT	FGM-FGA													
1972-73	50	1	753	132-299	.441	4-21	.190	31-42	.738	85	160	245	4.9	62	113-1	17	70	13	299 6.0
<b>PLAYOFF STATISTICS</b>																			
1972-73	17	0	184	15-59	.254	0-3	.000	12-16	.750	23	46	69	4.1	15	27-0	5	18	2	42 2.5

**MICKEY JOHNSON (#8)**

**Height:** 6-10 **Weight:** 190 **Birthdate:** August 31, 1952 **College:** Aurora College '74  
**Signed:** July 17, 1979, as a free agent  
**Traded:** September 11, 1980, to Milwaukee in exchange for George Johnson and a second-round draft pick

YR	G	GS	MIN	3-POINT			FTM-FTA	PCT	OR	DR	TR	AVG	AST	PF-DQ	ST	TO	BKS	PTS	AVG
				FGM-FGA	PCT	FGM-FGA													
1979-80	82	61	2647	588-1271	.463	5-32	.156	385-482	.799	258	423	681	8.3	344	291-11	153	286	112	1566 19.1

**DAHNTAY JONES (#1)**

**Height:** 6-6 **Weight:** 210 **Birthdate:** December 27, 1980 **College:** Duke '03  
**Signed:** July 14, 2009, as a free agent

YR	G	GS	MIN	3-POINT			FTM-FTA	PCT	OR	DR	TR	AVG	AST	PF-DQ	ST	TO	BKS	PTS	AVG
				FGM-FGA	PCT	FGM-FGA													
2009-10	76	26	1892	287-623	.461	4-32	.125	198-257	.770	48	181	229	3.0	150	237-1	40	129	39	776 10.2

**FRED JONES (#20)**

**Height:** 6-4 **Weight:** 210 **Birthdate:** March 11, 1979 **College:** Oregon '02  
**Drafted:** First Round (14th pick) 2002

YR	G	GS	MIN	3-POINT			FTM-FTA	PCT	OR	DR	TR	AVG	AST	PF-DQ	ST	TO	BKS	PTS	AVG
				FGM-FGA	PCT	FGM-FGA													
2002-03	19	1	115	9-24	.375	2-7	.286	3-4	.750	4	5	9	0.5	5	13-0	6	6	1	23 1.2
2003-04	81	2	1508	123-311	.395	27-89	.303	124-149	.832	25	101	126	1.6	173	132-0	65	73	18	397 4.9
2004-05	77	14	2268	275-647	.425	87-229	.380	176-207	.850	34	208	242	3.1	196	171-1	61	114	31	813 10.6
2005-06	68	2	1837	233-559	.417	63-187	.337	122-160	.763	18	152	170	2.5	154	142-3	55	107	20	651 9.6
<b>NBA (4)</b>	<b>245</b>	<b>19</b>	<b>5728</b>	<b>640-1541</b>	<b>.415</b>	<b>179-512</b>	<b>.350</b>	<b>425-520</b>	<b>.817</b>	<b>81</b>	<b>466</b>	<b>547</b>	<b>2.2</b>	<b>528</b>	<b>458-4</b>	<b>187</b>	<b>300</b>	<b>70</b>	<b>1884 7.7</b>
<b>PLAYOFF STATISTICS</b>																			
2003-04	14	0	263	25-51	.490	11-22	.500	5-7	.714	3	30	33	2.4	16	31-0	7	9	7	66 4.7
2004-05	13	0	234	16-54	.296	9-23	.391	12-13	.923	1	22	23	1.8	13	13-0	8	15	2	53 4.1
2005-06	6	1	167	15-36	.417	6-16	.375	11-12	.917	2	18	20	3.3	15	13-0	6	8	1	47 7.8
<b>NBA (3)</b>	<b>33</b>	<b>1</b>	<b>664</b>	<b>56-141</b>	<b>.397</b>	<b>26-61</b>	<b>.426</b>	<b>28-32</b>	<b>.875</b>	<b>6</b>	<b>70</b>	<b>76</b>	<b>2.3</b>	<b>44</b>	<b>57-0</b>	<b>21</b>	<b>32</b>	<b>10</b>	<b>166 5.0</b>

1967-2010

**JAMES JONES (#33)**

**Height:** 6-8    **Weight:** 225    **Birthdate:** October 4, 1980    **College:** Miami (Fla.) '03  
**Drafted:** Second Round (49th overall) 2003  
**Traded:** August 25, 2005, to Phoenix in exchange for a future second-round draft pick

3-POINT																
YR	G	GS	MIN	FGM-FGA	PCT	FGM-FGA	PCT	FTM-FTA	PCT	OR	DR	TR	AVG	AST	PF-DQ	ST
2003-04	6	0	26	2-9	.222	1-4	.250	2-2	1.000	0	2	2	0.3	0	1-0	1
2004-05	75	24	1330	126-318	.396	66-166	.398	53-62	.855	39	135	174	2.3	57	123-1	31
<b>NBA (2)</b>	<b>81</b>	<b>24</b>	<b>1356</b>	<b>128-327</b>	<b>.391</b>	<b>67-170</b>	<b>.394</b>	<b>55-64</b>	<b>.859</b>	<b>39</b>	<b>137</b>	<b>176</b>	<b>2.2</b>	<b>57</b>	<b>124-1</b>	<b>32</b>
PLAYOFF STATISTICS																
2004-05	13	0	214	19-46	.413	10-25	.400	4-9	.444	5	22	27	2.1	10	18-0	7

**SOLOMON JONES (#44)**

**Height:** 6-10    **Weight:** 245    **Birthdate:** July 16, 1984    **College:** South Florida '06  
**Signed:** July 30, 2009, as a free agent

3-POINT																
YR	G	GS	MIN	FGM-FGA	PCT	FGM-FGA	PCT	FTM-FTA	PCT	OR	DR	TR	AVG	AST	PF-DQ	ST
2009-10	52	2	675	78-176	.443	0-3	.000	51-71	.718	51	93	144	2.8	32	125-3	14

**WILBERT JONES (#22)**

**Height:** 6-8    **Weight:** 205    **Birthdate:** February 27, 1947    **College:** Albany State '69  
**Drafted:** First Round 1976 in ABA dispersal draft

3-POINT																
YR	G	GS	MIN	FGM-FGA	PCT	FGM-FGA	PCT	FTM-FTA	PCT	OR	DR	TR	AVG	AST	PF-DQ	ST
1976-77	80	74	2709	438-1019	.430	0-0	---	166-223	.744	218	386	604	7.6	189	305-10	102

**CHARLES JORDAN (#34)**

**Height:** 6-8    **Weight:** 225    **Birthdate:** January 31, 1954    **College:** Canisius '75  
**Drafted:** Second Round (16th pick) 1975  
**Waived:** October 4, 1976

3-POINT																
YR	G	GS	MIN	FGM-FGA	PCT	FGM-FGA	PCT	FTM-FTA	PCT	OR	DR	TR	AVG	AST	PF-DQ	ST
1975-76	72	2	867	163-376	.434	2-10	.200	43-72	.597	96	124	220	3.1	54	184-4	33
PLAYOFF STATISTICS																
1975-76	2	0	18	1-6	.167	0-0	---	0-0	---	0	5	5	2.5	2	9-0	2

**KEVIN JOYCE (#43)**

**Height:** 6-3    **Weight:** 190    **Birthdate:** June 29, 1951    **College:** South Carolina '73  
**Acquired:** 1973 from San Antonio  
**Traded:** 1975 to San Diego Sails

3-POINT																
YR	G	GS	MIN	FGM-FGA	PCT	FGM-FGA	PCT	FTM-FTA	PCT	OR	DR	TR	AVG	AST	PF-DQ	ST
1973-74	56	11	987	171-432	.396	5-27	.185	64-78	.821	33	59	92	1.6	128	86-0	32
1974-75	81	79	2828	530-1245	.426	8-42	.190	142-180	.789	60	103	163	2.0	322	259-3	107
<b>ABA (2)</b>	<b>137</b>	<b>90</b>	<b>3815</b>	<b>701-1677</b>	<b>.418</b>	<b>13-69</b>	<b>.188</b>	<b>206-258</b>	<b>.798</b>	<b>93</b>	<b>162</b>	<b>255</b>	<b>1.9</b>	<b>450</b>	<b>345-3</b>	<b>139</b>
PLAYOFF STATISTICS																
1973-74	10	1	136	17-53	.321	2-7	.286	8-10	.800	3	6	9	0.9	12	19-0	4
1974-75	18	18	593	88-211	.417	5-13	.385	32-41	.780	3	28	31	1.7	45	55-0	17
<b>ABA (2)</b>	<b>28</b>	<b>19</b>	<b>729</b>	<b>105-264</b>	<b>.398</b>	<b>7-20</b>	<b>.350</b>	<b>40-51</b>	<b>.784</b>	<b>6</b>	<b>34</b>	<b>40</b>	<b>1.4</b>	<b>57</b>	<b>74-0</b>	<b>21</b>

**BUTCH JOYNER (N/A)**

**Height:** 6-4    **Weight:** 195    **Birthdate:** April 26, 1945    **College:** Indiana '68  
**Drafted:** 10th Round 1968  
**Waived:** February 1969

3-POINT																
YR	G	GS	MIN	FGM-FGA	PCT	FGM-FGA	PCT	FTM-FTA	PCT	OR	DR	TR	AVG	AST	PF-DQ	ST
1968-69	2	0	5	0-0	---	0-0	---	0-0	---	0	1	1	0.5	0	1-0	---

**BILLY KELLER (#11)**

**Height:** 5-10 **Weight:** 185 **Birthdate:** August 30, 1947 **College:** Purdue '69  
**Drafted:** Eighth Round 1969  
**Retired:** September 27, 1976

YR	3-POINT																
	G	GS	MIN	FGM-FGA	PCT	FGM-FGA	PCT	FTM-FTA	PCT	OR	DR	TR	AVG	AST	PF-DQ	ST	TO
1969-70	82	--	1482	252-634	.397	42-154	.273	164-193	.850	75	99	174	2.1	235	153-0	---	115
1970-71	83	--	2490	417-980	.426	84-230	.365	267-308	.867	81	159	240	2.9	437	170-1	---	196
1971-72	76	23	1729	264-619	.426	56-169	.331	153-174	.879	62	102	164	2.2	264	118-1	---	131
1972-73	83	33	2251	421-973	.433	71-222	.320	234-269	.870	82	122	204	2.5	361	162-1	37	171
1973-74	75	19	1428	279-615	.454	50-131	.382	107-123	.870	44	84	128	1.7	172	83-0	37	100
1974-75	79	13	1918	397-908	.437	80-240	.333	113-128	.883	90	121	211	2.7	204	101-0	59	109
1975-76	78	45	2301	409-1010	.405	123-349	.352	164-183	.896	81	147	228	2.9	307	116-0	59	148
ABA (7)	556	133	13599	2439-5739	.425	506-1495	.338	1202-1378	.872	515	834	1349	2.4	1980	903-3	192	970
PLAYOFF STATISTICS																	
1969-70	15	11	527	75-177	.424	3-23	.130	42-46	.913	19	32	51	3.4	68	41-0	---	29
1970-71	11	9	448	82-190	.432	23-58	.397	50-58	.862	15	27	42	3.8	59	23-1	---	35
1971-72	20	8	532	84-188	.447	19-48	.396	53-63	.841	15	20	35	1.8	84	47-0	---	240
1972-73	17	0	348	57-149	.383	8-36	.222	31-38	.816	18	34	52	3.1	63	35-0	8	16
1973-74	12	0	194	41-93	.441	15-40	.375	16-19	.842	9	9	18	1.5	25	12-0	5	16
1974-75	17	2	405	68-162	.420	17-43	.395	30-30	1.000	8	16	24	1.4	29	24-0	7	22
1975-76	3	1	50	8-16	.500	2-7	.286	0-1	.000	0	3	3	1.0	6	2-0	1	2
ABA (7)	95	31	2504	415-975	.426	87-255	.341	222-255	.871	84	141	225	2.4	334	184-1	21	146

**CLARK KELLOGG (#33)**

**Height:** 6-7 **Weight:** 225 **Birthdate:** July 2, 1961 **College:** Ohio State '83  
**Drafted:** First Round (8th pick) 1982  
**Retired:** August 12, 1987

YR	3-POINT																
	G	GS	MIN	FGM-FGA	PCT	FGM-FGA	PCT	FTM-FTA	PCT	OR	DR	TR	AVG	AST	PF-DQ	ST	TO
1982-83	81	81	2761	680-1420	.479	4-18	.222	261-352	.741	340	520	860	10.6	223	298-6	141	217
1983-84	79	79	2676	619-1193	.519	7-21	.333	261-340	.768	230	489	719	9.1	234	242-2	121	218
1984-85	77	65	2449	562-1112	.505	7-14	.500	301-396	.760	224	500	724	9.4	244	247-2	86	231
1985-86	19	12	568	139-294	.473	4-13	.308	53-69	.768	51	117	168	8.8	57	59-2	28	61
1986-87	4	4	60	8-22	.364	1-2	.500	3-4	.750	7	4	11	2.8	6	12-0	5	4
NBA (5)	260	241	8514	2008-4041	.497	23-68	.338	879-1161	.757	852	1630	2482	9.5	764	858-12	381	731

**ARVESTA KELLY (#15)**

**Height:** 6-3 **Weight:** 175 **Birthdate:** November 20, 1945 **College:** Lincoln (Mo.) '67

YR	3-POINT																
	G	GS	MIN	FGM-FGA	PCT	FGM-FGA	PCT	FTM-FTA	PCT	OR	DR	TR	AVG	AST	PF-DQ	ST	TO
1971-72	4	0	41	3-9	.333	0-0	---	0-0	---	1	6	7	1.8	2	10-0	---	2

**GREG KELSER (#11)**

**Height:** 6-7 **Weight:** 205 **Birthdate:** September 17, 1957 **College:** Michigan State '79  
**Signed:** March 25, 1985, as a free agent

YR	3-POINT																
	G	GS	MIN	FGM-FGA	PCT	FGM-FGA	PCT	FTM-FTA	PCT	OR	DR	TR	AVG	AST	PF-DQ	ST	TO
1984-85	10	0	114	21-53	.396	0-1	.000	20-28	.714	6	13	19	1.9	13	16-0	7	12

**LARI KETNER (#8)**

**Height:** 6-9 **Weight:** 265 **Birthdate:** February 1, 1977 **College:** Massachusetts '99  
**Signed:** September 12, 2000, as a free agent

YR	3-POINT																
	G	GS	MIN	FGM-FGA	PCT	FGM-FGA	PCT	FTM-FTA	PCT	OR	DR	TR	AVG	AST	PF-DQ	ST	TO
2000-01	3	0	7	0-0	---	0-0	---	0-0	---	0	0	0	0.0	1	0-0	0	2

1967-2010

**GREG KITE (#54)**

**Height:** 6-11 **Weight:** 260 **Birthdate:** August 5, 1961 **College:** Brigham Young '83  
**Signed:** March 24, 1995, as a free agent

YR	G	GS	MIN	3-POINT			FTM-FTA	PCT	OR	DR	TR	AVG	AST	PF-DQ	ST	TO	BKS	PTS	AVG
				FGM-FGA	PCT	FGM-FGA													
1994-95	9	0	61	3-14	.214	0-0	---	2-10	.200	10	8	18	2.0	1	13-0	0	5	0	8 0.9
<b>PLAYOFF STATISTICS</b>																			
1994-95	8	0	27	1-3	.333	0-0	---	2-2	1.000	3	4	7	0.9	0	9-0	1	2	0	4 0.5

**BILLY KNIGHT (#25)**

**Height:** 6-6 **Weight:** 195 **Birthdate:** June 9, 1952 **College:** Pittsburgh '74

**Drafted:** First Round (6th pick) 1974

**Traded:** September 1, 1977, to Buffalo in exchange for Mike Bantom and Adrian Dantley

**Acquired:** January 16, 1979, from Boston in exchange for Rick Robey

**Traded:** September 17, 1983, to New York in exchange for Vince Taylor and a first-round draft pick

YR	G	GS	MIN	3-POINT			FTM-FTA	PCT	OR	DR	TR	AVG	AST	PF-DQ	ST	TO	BKS	PTS	AVG
				FGM-FGA	PCT	FGM-FGA													
1974-75	80	45	2559	580-1087	.534	4-16	.250	207-259	.799	284	348	632	7.9	168	194-1	115	236	29	1371 17.1
1975-76	70	70	2775	774-1567	.494	6-15	.400	415-501	.828	294	414	708	10.1	259	206-0	92	299	23	1969 28.1
1976-77	78	77	3117	831-1687	.493	---	---	413-506	.816	223	359	582	7.5	260	197-0	117	---	19	2075 26.6
1978-79	39	3	976	222-399	.556	---	---	131-150	.873	53	121	174	4.5	86	74-0	32	96	5	575 14.7
1979-80	75	43	1910	385-722	.533	4-15	.267	212-262	.809	136	225	361	4.8	155	96-0	82	132	9	986 13.1
1980-81	82	70	2385	546-1025	.533	3-19	.158	341-410	.832	191	219	410	5.0	157	155-1	84	177	12	1436 17.5
1981-82	81	19	1803	378-764	.495	9-32	.281	233-282	.826	97	160	257	3.2	118	132-0	63	137	14	998 12.3
1982-83	80	54	2262	512-984	.520	3-19	.158	343-408	.841	152	172	324	4.1	192	143-0	66	193	8	1370 17.1
ABA (2)	150	115	5334	1354-2654	.510	10-31	.323	622-760	.818	578	762	1340	8.9	427	400-1	207	535	52	3340 22.3
NBA (6)	435	266	12453	2874-5581	.515	19-85	.224	1673-2018	.829	852	1256	2108	4.8	968	797-1	444	735	67	7440 17.1
<b>8 YEARS</b>	<b>585</b>	<b>381</b>	<b>17787</b>	<b>4228-8235</b>	<b>.513</b>	<b>29-116</b>	<b>.250</b>	<b>2295-2778</b>	<b>.826</b>	<b>1430</b>	<b>2018</b>	<b>3448</b>	<b>5.9</b>	<b>1395</b>	<b>1197-2</b>	<b>651</b>	<b>1270</b>	<b>119</b>	<b>10780 18.4</b>
<b>PLAYOFF STATISTICS</b>																			
1974-75	18	18	763	175-310	.565	0-2	.000	82-97	.845	64	96	160	8.9	43	45-0	17	55	1	434 24.1
1975-76	3	3	143	41-74	.554	0-1	.000	19-22	.868	10	22	32	10.7	12	9-0	2	20	0	101 33.7
1980-81	2	2	71	16-30	.533	0-0	---	5-8	.625	6	6	12	6.0	5	5-0	1	5	0	37 18.5
ABA (2)	21	21	906	216-384	.563	0-3	.000	101-119	.849	74	118	192	9.1	55	54-0	19	75	1	535 25.5
<b>3 YEARS</b>	<b>23</b>	<b>23</b>	<b>977</b>	<b>232-414</b>	<b>.560</b>	<b>0-3</b>	<b>.000</b>	<b>106-127</b>	<b>.835</b>	<b>80</b>	<b>124</b>	<b>204</b>	<b>8.9</b>	<b>60</b>	<b>59-0</b>	<b>20</b>	<b>80</b>	<b>1</b>	<b>572 24.9</b>

**RON KOZLICKI (#42)**

**Height:** 6-7 **Weight:** 215 **Birthdate:** December 12, 1944 **College:** Northwestern '67

**Drafted:** 13th Round 1967

**Traded:** May 25, 1968, to Minnesota, along with James Dawson and a first-round draft pick, in exchange for Mel Daniels

YR	G	GS	MIN	3-POINT			FTM-FTA	PCT	OR	DR	TR	AVG	AST	PF-DQ	ST	TO	BKS	PTS	AVG
				FGM-FGA	PCT	FGM-FGA													
1967-68	37	0	354	41-121	.339	6-29	.207	21-34	.618	30	39	69	1.9	14	31-0	---	19	---	109 2.9
<b>PLAYOFF STATISTICS</b>																			
1967-68	2	0	5	0-2	.000	0-1	.000	0-0	---	---	---	1	0.5	0	1-0	---	1	---	0 0.0

**BRUCE KUCZENSKI (#7)**

**Height:** 6-10 **Weight:** 232 **Birthdate:** February 3, 1961 **College:** Connecticut '83

**Signed:** February 18, 1984, as a free agent

YR	G	GS	MIN	3-POINT			FTM-FTA	PCT	OR	DR	TR	AVG	AST	PF-DQ	ST	TO	BKS	PTS	AVG
				FGM-FGA	PCT	FGM-FGA													
1983-84	5	0	51	5-17	.294	0-0	---	4-4	1.000	3	6	9	1.8	2	8-0	0	8	0	14 2.8

**JOHN KUESTER (#5)**

**Height:** 6-2 **Weight:** 180 **Birthdate:** February 6, 1955 **College:** North Carolina '77

**Signed:** August 3, 1979, as a free agent

**Waived:** September 25, 1980

YR	G	GS	MIN	3-POINT			FTM-FTA	PCT	OR	DR	TR	AVG	AST	PF-DQ	ST	TO	BKS	PTS	AVG
				FGM-FGA	PCT	FGM-FGA													
1979-80	24	0	100	12-34	.353	0-0	---	5-7	.714	3	11	14	0.6	16	8-0	7	5	1	29 1.2

**BO LAMAR (#1)**

**Height:** 6-1 **Weight:** 180 **Birthdate:** April 7, 1951 **College:** Southwestern Louisiana '73  
**Drafted:** November 12, 1975, in San Diego dispersal draft

YR	3-POINT																			
	G	GS	MIN	FGM-FGA	PCT	FGM-FGA	PCT	FTM-FTA	PCT	OR	DR	TR	AVG	AST	PF-DQ	ST	TO	BKS	PTS	AVG
1975-76	35	13	908	229-555	.413	21-78	.269	68-92	.739	37	61	98	2.8	135	46-0	36	75	1	547	15.6

**JEROME LANE (#43)**

**Height:** 6-6 **Weight:** 230 **Birthdate:** December 4, 1966 **College:** Pittsburgh '89  
**Signed:** January 24, 1992, as a free agent  
**Waived:** February 11, 1992

YR	3-POINT																			
	G	GS	MIN	FGM-FGA	PCT	FGM-FGA	PCT	FTM-FTA	PCT	OR	DR	TR	AVG	AST	PF-DQ	ST	TO	BKS	PTS	AVG
1991-92	3	0	30	3-5	.600	0-0	---	0-6	.000	9	9	18	6.0	4	9-0	0	3	0	6	2.0

**FREDDIE LEWIS (#1, #14)**

**Height:** 6-0 **Weight:** 180 **Birthdate:** July 1, 1944 **College:** Arizona State '66  
**Signed:** September 1967 (original signee)  
**Traded:** July 1974, to Memphis, along with Mel Daniels, in exchange for Charlie Edge and cash  
**Signed:** August 31, 1976, as a free agent

YR	G	GS	MIN	3-POINT			FTM-FTA	PCT	OR	DR	TR	AVG	AST	PF-DQ	ST	TO	BKS	PTS	AVG	
				FGM-FGA	PCT	PCT														
1967-68	76	--	2921	542-1287	.421	16-74	.216	465-583	.798	152	288	440	5.8	183	217-2	---	209	---	1565	20.6
1968-69	78	75	3055	572-1300	.440	22-83	.265	419-510	.822	119	255	374	4.8	346	289-5	---	224	---	1585	20.3
1969-70	81	--	2877	448-1065	.421	47-177	.266	383-485	.790	118	159	277	3.4	289	294-5	---	190	---	1326	16.4
1970-71	81	--	3034	547-1241	.441	59-194	.304	372-461	.807	169	167	336	4.1	433	249-1	---	202	---	1525	18.8
1971-72	77	66	2714	405-947	.428	31-100	.310	341-396	.861	134	193	327	4.2	362	230-1	---	194	---	1182	15.4
1972-73	72	50	2217	375-860	.436	38-110	.345	287-349	.822	97	131	228	3.2	288	204-4	57	173	8	1075	14.9
1973-74	78	37	2164	290-728	.398	13-72	.181	182-219	.831	84	117	201	2.6	322	189-3	99	169	11	775	9.9
1976-77	32	4	552	81-199	.407	---	---	62-77	.805	17	30	47	1.5	56	58-0	18	---	2	224	7.0
ABA (7)	543	228	19892	3179-7428	.428	226-810	.279	2449-3003	.816	873	1310	2183	4.0	2223	1672-21	156	1361	19	9033	16.6
8 YEARS	575	232	19534	3260-7627	.427	226-810	.279	2511-3080	.815	890	1340	2230	3.9	2279	1730-21	174	1361	21	9257	16.1

**PLAYOFF STATISTICS**

1967-68	3	3	116	21-49	.429	0-9	.000	28-29	.966	---	---	19	6.3	7	10-0	---	10	---	70	23.3
1968-69	17	17	727	144-327	.440	5-17	.294	116-133	.872	---	---	70	4.1	79	68-2	---	43	---	409	24.1
1969-70	14	10	532	89-234	.380	10-28	.357	97-116	.836	27	30	57	4.1	54	50-1	---	34	---	285	20.3
1970-71	11	8	384	39-107	.364	3-23	.130	28-37	.757	22	26	48	4.4	52	40-1	---	24	---	109	9.9
1971-72	20	18	805	142-322	.441	7-34	.206	92-108	.852	32	49	81	4.1	87	70-1	---	45	---	383	19.2
1972-73	18	18	637	102-260	.392	6-27	.222	69-80	.863	31	35	66	3.7	91	57-0	16	49	1	279	15.5
1973-74	14	14	547	90-204	.441	6-19	.316	58-67	.866	20	30	50	3.6	62	35-0	24	33	1	244	17.4
ABA (7)	97	88	3748	627-1503	.417	37-157	.236	488-570	.856	132	170	391	4.0	432	330-5	40	238	2	1779	18.3

**MIKE LEWIS (#42)**

**Height:** 6-8 **Weight:** 225 **Birthdate:** March 12, 1946 **College:** Duke '68  
**Drafted:** Second Round 1968  
**Traded:** December 19, 1968, to Minnesota in exchange for Steve Chubin

YR	3-POINT																			
	G	GS	MIN	FGM-FGA	PCT	FGM-FGA	PCT	FTM-FTA	PCT	OR	DR	TR	AVG	AST	PF-DQ	ST	TO	BKS	PTS	AVG
1968-69	24	3	457	75-163	.460	0-2	.000	47-68	.691	--	--	181	7.5	29	68-1	--	49	--	197	8.2

**JOHN LONG (#25)**

**Height:** 6-5 **Weight:** 200 **Birthdate:** August 28, 1956 **College:** Detroit '78  
**Acquired:** October 2, 1986, from Seattle, along with future considerations, in exchange for Russ Schoene and Terence Stansbury  
**Waived:** February 20, 1989

YR				3-POINT																	
	G	GS	MIN	FGM-FGA	PCT	FGM-FGA	PCT	FTM-FTA	PCT	OR	DR	TR	AVG	AST	PF-DQ	ST	TO	BKS	PTS	AVG	
1986-87	80	68	2265	490-1170	.419	19-67	.284	219-246	.890	75	142	217	2.7	258	167-1	96	153	8	1218	15.2	
1987-88	81	81	2022	417-879	.474	34-77	.442	166-183	.907	72	157	229	2.8	173	164-1	84	127	11	1034	12.8	
1988-89	44	1	767	128-319	.401	8-20	.400	59-63	.937	16	50	66	1.5	65	68-1	29	48	1	323	7.3	
NBA (3)	205	150	6054	1035-2368	.437	61-164	.372	444-492	.902	163	349	512	2.5	496	399-3	209	328	20	2575	12.6	
PLAYOFF STATISTICS																					
1986-87	4	4	109	16-52	.308	1-6	.167	11-13	.846	2	4	6	1.5	9	16-0	6	5	0	44	11.0	

1967-2010

**SIDNEY LOWE (#35)**

**Height:** 6-0 **Weight:** 197 **Birthdate:** January 21, 1960 **College:** North Carolina State '83  
**Acquired:** June 28, 1983, from Chicago in exchange for Mitchell Wiggins  
**Waived:** October 4, 1984

3-POINT																				
YR	G	GS	MIN	FGM-FGA	PCT	FGM-FGA	PCT	FTM-FTA	PCT	OR	DR	TR	AVG	AST	PF-DQ	ST	TO	BKS	PTS	AVG
1983-84	78	2	1238	107-259	.413	2-18	.111	108-139	.777	30	92	122	1.6	269	112-0	93	106	5	324	4.2

**KYLE MACY (#44)**

**Height:** 6-3 **Weight:** 190 **Birthdate:** April 9, 1957 **College:** Kentucky '80  
**Acquired:** September 18, 1986, from Chicago in exchange for two second-round draft picks

3-POINT																				
YR	G	GS	MIN	FGM-FGA	PCT	FGM-FGA	PCT	FTM-FTA	PCT	OR	DR	TR	AVG	AST	PF-DQ	ST	TO	BKS	PTS	AVG
1986-87	76	0	1250	164-341	.481	14-46	.304	34-41	.829	25	88	113	1.5	197	136-0	59	58	7	376	4.9
PLAYOFF STATISTICS																				
1986-87	4	0	49	2-6	.333	0-1	.000	0-1	.000	0	3	3	0.8	5	7-0	1	3	0	4	1.0

**ED MANNING (#42)**

**Height:** 6-8 **Weight:** 215 **Birthdate:** January 2, 1944 **College:** Jackson State '67

3-POINT																					
YR	G	GS	MIN	FGM-FGA	PCT	FGM-FGA	PCT	FTM-FTA	PCT	OR	DR	TR	AVG	AST	PF-DQ	ST	TO	BKS	PTS	AVG	
1975-76	11	0	122	23-57	.404	0-0	---	12-17	.706	13	20	33	3.0	13	18-0	4	7	2	58	5.3	

**RAWLE MARSHALL (#2)**

**Height:** 6-7 **Weight:** 190 **Birthdate:** February 20, 1982 **College:** Oakland University (MI) '05  
**Acquired:** July 24, 2006, from Dallas, along with Darrell Armstrong and Josh Powell, in exchange for Anthony Johnson

3-POINT																				
YR	G	GS	MIN	FGM-FGA	PCT	FGM-FGA	PCT	FTM-FTA	PCT	OR	DR	TR	AVG	AST	PF-DQ	ST	TO	BKS	PTS	AVG
2006-07	40	2	361	32-89	.360	4-18	.222	31-45	.689	8	21	29	0.7	13	22-0	12	19	5	99	2.5

**BILL MARTIN (#22)**

**Height:** 6-7 **Weight:** 205 **Birthdate:** August 16, 1962 **College:** Georgetown '85  
**Drafted:** Second Round (26th pick) 1985  
**Waived:** October 28, 1986

3-POINT																				
YR	G	GS	MIN	FGM-FGA	PCT	FGM-FGA	PCT	FTM-FTA	PCT	OR	DR	TR	AVG	AST	PF-DQ	ST	TO	BKS	PTS	AVG
1985-86	66	0	691	143-298	.480	0-8	.000	46-54	.852	42	60	102	1.5	52	108-1	21	58	7	332	5.0

**CLYDE MAYES (#34)**

**Height:** 6-9 **Weight:** 225 **Birthdate:** March 17, 1953 **College:** Furman '75  
**Signed:** October 25, 1976, as a free agent  
**Waived:** November 3, 1976

3-POINT																				
YR	G	GS	MIN	FGM-FGA	PCT	FGM-FGA	PCT	FTM-FTA	PCT	OR	DR	TR	AVG	AST	PF-DQ	ST	TO	BKS	PTS	AVG
1976-77	2	0	21	3-7	.429	0-0	---	1-4	.250	4	3	7	3.5	3	5-0	0	---	2	7	3.5

**WAYNE McCLAIN (#44)**

**Height:** 6-6 **Weight:** 195 **Birthdate:** February 7, 1963 **College:** Villanova '85  
**Drafted:** Second Round (27th pick) 1985  
**Waived:** September 30, 1986

3-POINT																					
YR	G	GS	MIN	FGM-FGA	PCT	FGM-FGA	PCT	FTM-FTA	PCT	OR	DR	TR	AVG	AST	PF-DQ	ST	TO	BKS	PTS	AVG	
1985-86	45	0	461	69-180	.383	1-9	.111	18-35	.514	14	16	30	0.7	67	61-0	38	40	4	157	3.5	



**GEORGE McCLOUD (#20)**

**Height:** 6-8 **Weight:** 215 **Birthdate:** May 27, 1967 **College:** Florida State '89  
**Drafted:** First Round (7th pick) 1989

YR				3-POINT																	
	G	GS	MIN	FGM-FGA	PCT	FGM-FGA	PCT	FTM-FTA	PCT	OR	DR	TR	AVG	AST	PF-DQ	ST	TO	BKS	PTS	AVG	
1989-90	44	0	413	45-144	.313	13-40	.325	15-19	.789	12	30	42	1.0	45	56-0	19	36	3	118	2.7	
1990-91	74	0	1070	131-351	.373	43-124	.347	38-49	.776	35	83	118	1.6	150	141-1	40	91	11	343	4.6	
1991-92	51	5	892	128-313	.409	32-94	.340	50-64	.781	45	87	132	2.6	116	95-1	26	62	11	338	6.6	
1992-93	78	21	1500	216-525	.411	58-181	.320	75-102	.735	60	145	205	2.6	192	165-0	53	107	11	565	7.2	
NBA (4)	247	26	3875	520-1333	.390	146-439	.333	178-234	.761	152	345	497	2.0	503	457-2	138	296	36	1364	5.5	
PLAYOFF STATISTICS																					
1989-90	1	0	4	1-2	.500	0-0	---	0-0	---	1	0	1	1.0	0	2-0	0	1	0	2	2.0	
1990-91	DID NOT PLAY – COACH’S DECISION																				
1991-92	2	2	53	6-12	.500	3-6	.500	8-11	.727	0	2	2	1.0	6	5-0	2	3	1	23	11.5	
1992-93	4	0	79	8-23	.348	2-12	.167	1-4	.250	3	8	11	2.8	14	14-0	4	5	1	19	4.8	
NBA (4)	7	2	136	15-37	.405	5-18	.278	9-15	.600	4	10	14	2.0	20	21-0	6	9	2	44	6.3	

**GEORGE McGINNIS (#30)**

**Height:** 6-8 **Weight:** 235 **Birthdate:** August 10, 1950 **College:** Indiana '73  
**Drafted:** 1971 as undergraduate in lieu of a 1972 first-round draft pick  
**Signed:** July 10, 1975, with Philadelphia as free agent  
**Acquired:** February 1, 1980, from Denver in exchange for Alex English and a first-round draft pick  
**Waived:** October 27, 1982

YR				3-POINT																	
	G	GS	MIN	FGM-FGA	PCT	FGM-FGA	PCT	FTM-FTA	PCT	OR	DR	TR	AVG	AST	PF-DQ	ST	TO	BKS	PTS	AVG	
1971-72	73	46	2179	465-999	.465	6-38	.158	298-462	.645	290	421	711	9.7	137	260-2	---	256	---	1234	16.9	
1972-73	82	79	3347	868-1755	.495	8-32	.250	517-778	.665	434	588	1022	12.5	205	348-9	160	401	58	2261	27.6	
1973-74	80	78	3266	789-1686	.468	5-34	.147	488-715	.683	422	775	1197	15.0	267	325-13	159	393	40	2071	25.9	
1974-75	79	79	3193	873-1934	.451	62-175	.354	545-753	.724	396	730	1126	14.3	495	303-6	206	422	56	2353	29.8	
1979-80	28	18	784	132-302	.437	1-8	.125	104-181	.575	88	149	237	8.5	112	116-4	32	93	6	369	13.2	
1980-81	69	56	1845	348-768	.453	0-7	.000	207-385	.538	164	364	528	7.7	210	242-3	99	221	28	903	13.1	
1981-82	76	4	1341	141-378	.373	0-3	.000	72-159	.453	93	305	398	5.2	204	198-4	96	131	28	354	4.7	
ABA (4)	314	282	11985	2995-6374	.470	81-279	.290	1848-2708	.682	1542	2514	4056	12.9	1104	1236-30	525	1472	154	7919	25.2	
NBA (3)	173	282	3970	621-1448	.429	1-18	.056	383-725	.528	345	818	1163	6.7	526	556-11	227	445	62	1626	9.4	
7 YEARS	487	360	15955	3616-7822	.462	82-297	.276	2231-3433	.650	1887	3332	5219	10.7	1630	1792-41	752	1917	216	9545	19.6	
PLAYOFF STATISTICS																					
1971-72	20	16	633	106-261	.406	4-15	.267	94-150	.627	90	137	227	11.4	52	75-1	---	63	---	310	15.5	
1972-73	18	18	732	161-357	.451	0-5	.000	109-149	.732	92	130	222	12.3	39	78-1	22	61	11	431	23.9	
1973-74	14	14	585	119-261	.456	2-7	.286	96-129	.744	68	98	166	11.9	47	60-0	16	46	6	336	24.0	
1974-75	18	17	731	213-455	.468	23-73	.315	132-192	.688	95	191	286	15.9	148	88-5	36	111	10	581	32.3	
1980-81	2	0	39	3-15	.200	0-0	---	4-8	.500	2	8	10	5.0	7	6-0	2	5	0	10	5.0	
ABA (4)	70	65	2681	599-1334	.449	29-100	.290	431-620	.695	345	556	901	12.9	286	301-7	74	281	27	1658	23.7	
5 YEARS	72	65	2720	602-1349	.446	29-100	.290	435-628	.693	347	564	911	12.7	293	307-7	76	286	27	1668	23.2	

**GERALD McKEE (#23)**

**Height:** 6-3 **Weight:** 190 **Birthdate:** August 4, 1946 **College:** Ohio '69  
**Drafted:** Seventh Round 1969

YR	3-POINT																			
	G	GS	MIN	FGM-FGA	PCT	FGM-FGA	PCT	FTM-FTA	PCT	OR	DR	TR	AVG	AST	PF-DQ	ST	TO	BKS	PTS	AVG
1969-70	1	0	3	0-1	.000	0-0	---	0-0	---	0	0	0	0.0	0	0-0	---	0	---	0	0.0

**KEVIN McKENNA (#25)**

**Height:** 6-7 **Weight:** 205 **Birthdate:** January 8, 1959 **College:** Creighton '81  
**Signed:** September 30, 1983, as a free agent  
**Traded:** September 17, 1984, to Houston in exchange for a second-round draft pick

YR	3-POINT																			
	G	GS	MIN	FGM-FGA	PCT	FGM-FGA	PCT	FTM-FTA	PCT	OR	DR	TR	AVG	AST	PF-DQ	ST	TO	BKS	PTS	AVG
1983-84	61	13	923	152-371	.410	3-17	.176	80-98	.816	30	65	95	1.6	114	133-3	46	62	5	387	6.3

1967-2010

**DERRICK McKEY (#9)**

**Height:** 6-10 **Weight:** 245 **Birthdate:** October 10, 1966 **College:** Alabama '88  
**Acquired:** November 1, 1993, from Seattle, along with Gerald Paddio, in exchange for Detlef Schrempf  
**Waived:** October 28, 2001

YR	G	GS	MIN	3-POINT																
				FGM-FGA	PCT	FGM-FGA	PCT	FTM-FTA	PCT	OR	DR	TR	AVG	AST	PF-DQ	ST	TO	BKS	PTS	AVG
1993-94	76	76	2613	355-710	.500	9-31	.290	192-254	.756	129	273	402	5.3	327	248-1	111	228	49	911	12.0
1994-95	81	81	2805	411-833	.493	32-89	.360	221-297	.744	125	269	394	4.9	276	260-5	125	168	49	1075	13.3
1995-96	75	75	2440	346-712	.486	17-68	.250	170-221	.769	123	238	361	4.8	262	246-4	83	143	44	879	11.7
1996-97	50	49	1449	148-379	.391	15-58	.259	89-123	.724	80	161	241	4.8	135	141-1	47	83	30	400	8.0
1997-98	57	4	1316	150-327	.459	4-17	.235	55-77	.714	74	137	211	3.7	88	156-1	57	79	30	359	6.3
1998-99	13	0	244	23-52	.442	0-1	.000	14-17	.824	18	23	41	3.2	13	24-0	12	12	4	60	4.6
1999-00	32	0	634	43-108	.398	10-23	.435	43-56	.768	29	106	135	4.2	35	81-0	29	19	13	139	4.3
2000-01	66	20	987	60-136	.441	4-20	.200	21-27	.778	49	127	176	2.7	74	136-1	48	47	13	145	2.2
NBA (8)	450	305	12488	1536-3257	.472	91-307	.296	805-1072	.751	627	1334	1961	4.4	1210	1292-13	512	779	232	3968	8.8
PLAYOFF STATISTICS																				
1993-94	16	16	587	58-142	.408	8-24	.333	31-47	.660	32	66	98	6.1	67	59-1	26	40	9	155	9.7
1994-95	17	17	592	76-174	.437	11-35	.314	54-62	.871	29	52	81	4.8	64	65-2	17	36	11	217	12.8
1995-96	5	5	180	24-57	.421	5-12	.417	11-13	.846	8	25	33	6.6	10	20-0	7	14	1	64	12.8
1997-98	15	0	284	23-69	.333	3-10	.300	18-23	.783	8	32	40	2.7	11	50-0	9	11	8	67	4.5
1998-99	13	0	245	15-40	.375	0-4	.000	17-26	.654	17	26	43	3.3	19	39-0	12	11	4	47	3.6
1999-00	23	0	352	15-32	.469	1-6	.167	16-20	.800	25	54	79	3.4	14	45-0	7	19	4	47	2.0
2000-01	4	0	35	2-5	.400	1-1	1.000	1-2	.500	4	5	9	2.3	4	7-0	1	1	0	6	1.5
NBA (7)	93	38	2275	213-519	.410	29-92	.315	148-193	.767	123	260	383	4.1	189	285-3	79	132	37	603	6.5

**KEITH McLEOD (#20)**

**Height:** 6-2 **Weight:** 190 **Birthdate:** November 5, 1979 **College:** Bowling Green State '02  
**Acquired:** January 19, 2007, from Golden State, along with Ike Diogu, Mike Dunleavy and Troy Murphy, in exchange for Al Harrington, Stephen Jackson, Sarunas Jasikevicius and Josh Powell

YR	3-POINT																			
	G	GS	MIN	FGM-FGA	PCT	FGM-FGA	PCT	FTM-FTA	PCT	OR	DR	TR	AVG	AST	PF-DQ	ST	TO	BKS	PTS	AVG
2006-07	22	7	339	32-83	.386	7-22	.318	22-25	.880	1	21	22	1.0	45	30-0	7	23	2	93	4.2

**JOSH McROBERTS (#32)**

**Height:** 6-10 **Weight:** 240 **Birthdate:** February 28, 1987 **College:** Duke  
**Acquired:** July 9, 2008, from Portland, along with Jarrett Jack and Brandon Rush, in exchange for Ike Diogu and Jerryd Bayless

YR	G	GS	MIN	FGM-FGA		PCT	3-POINT		FTM-FTA	PCT	OR	DR	TR	AVG	AST	PF-DQ	ST	TO	BKS	PTS	AVG
				FGM-FGA	PCT																
2008-09	33	0	279	35-83	.422		0-10	.000	10-13	.769	26	48	74	2.2	16	41-1	12	12	16	80	2.4
2009-10	42	3	524	76-146	.521		8-23	.348	19-38	.500	40	87	127	3.0	44	74-2	17	19	16	179	4.3
NBA (2)	75	3	803	111-229	.485		8-33	.242	29-51	.569	66	135	201	2.7	60	115-3	29	31	32	259	3.5

**RON MERCER (#5)**

**Height:** 6-7 **Weight:** 210 **Birthdate:** May 18, 1976 **College:** Kentucky '99  
**Acquired:** February 19, 2002, from Chicago, along with Ron Artest, Brad Miller and Kevin Ollie, in exchange for Travis Best, Norm Richardson, Jalen Rose and a second-round draft pick  
**Traded:** July 24, 2003, to San Antonio, along with Brad Miller to Sacramento, in exchange for Danny Ferry from San Antonio and Scot Pollard from Sacramento

YR	3-POINT																			
	G	GS	MIN	FGM-FGA	PCT	FGM-FGA	PCT	FTM-FTA	PCT	OR	DR	TR	AVG	AST	PF-DQ	ST	TO	BKS	PTS	AVG
2001-02	13	1	213	25-67	.373	1-5	.200	11-11	1.000	6	17	23	1.8	10	22-0	2	9	3	62	4.8
2002-03	72	3	1671	244-597	.409	3-16	.188	65-81	.802	32	122	154	2.1	112	123-1	49	54	14	556	7.7
NBA (2)	85	4	1884	269-664	.405	4-21	.190	76-92	.826	38	139	177	2.1	122	145-1	51	63	17	618	7.3
PLAYOFF STATISTICS																				
2001-02	5	0	117	18-36	.500	0-0	---	3-4	.750	0	10	10	2.0	4	9-0	1	3	1	39	7.8
2002-03	6	0	135	16-49	.327	0-0	---	7-8	.875	2	11	13	2.2	7	11-0	6	5	1	39	6.5
NBA (2)	11	0	252	34-85	.400	0-0	---	10-12	.833	2	21	23	2.1	11	20-0	7	8	2	78	7.1

**BRAD MILLER (#52)**

**Height:** 7-0 **Weight:** 261 **Birthdate:** April 12, 1976 **College:** Purdue '98  
**Acquired:** February 19, 2002, from Chicago, along with Ron Artest, Ron Mercer and Kevin Ollie, in exchange for Travis Best, Norm Richardson, Jalen Rose and a second-round draft pick  
**Traded:** July 24, 2003, to Sacramento, along with Ron Mercer to San Antonio, in exchange for Danny Ferry from San Antonio and Scot Pollard from Sacramento

YR	G	GS	MIN	3-POINT																
				FGM-FGA	PCT	FGM-FGA	PCT	FTM-FTA	PCT	OR	DR	TR	AVG	AST	PF-DQ	ST	TO	BKS	PTS	AVG
2001-02	28	28	872	158-281	.562	1-3	.333	107-130	.823	76	144	220	7.9	51	88-1	24	41	12	424	15.1
2002-03	73	72	2270	329-667	.493	5-16	.313	292-357	.818	185	418	603	8.3	193	203-0	65	118	43	955	13.1
NBA (2)	101	100	3142	487-948	.514	6-19	.316	399-487	.819	261	562	823	8.1	244	291-1	89	159	55	1379	13.7
PLAYOFF STATISTICS																				
2001-02	5	5	180	20-44	.455	0-0	---	16-20	.800	17	32	49	9.8	7	16-0	4	7	2	56	11.2
2002-03	6	6	135	18-40	.450	0-0	---	16-22	.727	10	23	33	5.5	15	17-1	5	9	0	52	8.7
NBA (2)	11	11	315	38-84	.452	0-0	---	32-42	.762	27	55	82	7.5	22	33-1	9	16	2	108	9.8

**DICK MILLER (#44)**

**Height:** 6-7 **Weight:** 223 **Birthdate:** April 26, 1958 **College:** Toledo '80  
**Drafted:** Second Round (40th pick) 1980  
**Waived:** September 25, 1980  
**Signed:** November 11, 1980, as a free agent  
**Waived:** November 24, 1980

3-POINT																				
YR	G	GS	MIN	FGM-FGA	PCT	FGM-FGA	PCT	FTM-FTA	PCT	OR	DR	TR	AVG	AST	PF-DQ	ST	TO	BKS	PTS	AVG
1980-81	5	0	34	2-6	.333	0-1	.000	0-0	---	1	3	4	0.8	4	2-0	3	4	0	4	0.8

**JAY MILLER (#32)**

**Height:** 6-5 **Weight:** 215 **Birthdate:** July 19, 1943 **College:** Notre Dame '65  
**Acquired:** December 2, 1968, from Los Angeles in exchange for a draft pick  
**Waived:** October 24, 1971

YR	G	GS	MIN	3-POINT																
				FGM-FGA	PCT	FGM-FGA	PCT	FTM-FTA	PCT	OR	DR	TR	AVG	AST	PF-DQ	ST	TO	BKS	PTS	AVG
1968-69	41	7	494	103-229	.450	0-0	---	77-112	.688	42	39	81	2.0	20	65-2	---	55	---	283	6.9
1969-70	52	--	415	75-167	.449	0-1	.000	41-57	.719	43	37	80	1.5	16	63-2	---	28	---	191	3.7
1970-71	2	--	9	4-5	.800	0-0	---	0-0	.000	3	0	3	1.5	1	1-0	---	1	---	8	4.0
ABA (3)	95	7	918	182-401	.454	0-1	.000	118-169	.698	88	76	164	1.7	37	129-4	---	84	---	482	5.1
PLAYOFF STATISTICS																				
1968-69	11	2	62	15-33	.455	0-0	---	4-10	.400	---	---	21	1.9	2	14-0	---	5	---	34	3.1
1969-70	3	0	10	1-5	.200	0-0	---	0-0	---	3	1	4	1.3	0	4-0	---	1	---	2	0.7
ABA (2)	14	2	72	16-38	.421	0-0	---	4-10	.400	3	1	25	1.8	2	18-0	---	6	---	36	2.6

1967-2010

## REGGIE MILLER (#31)

**Height:** 6-7 **Weight:** 195 **Birthdate:** August 24, 1965 **College:** UCLA '87  
**Drafted:** First Round (11th pick) 1987  
**Waived:** August 15, 2005

YR	G	GS	MIN	3-POINT			FTM-FTA	PCT	OR	DR	TR	AVG	AST	PF-DQ	ST	TO	BKS	PTS	AVG	
				FGM-FGA	PCT	PCT														
1987-88	82	1	1840	306-627	.488	61-172	.355	149-186	.801	95	95	190	2.3	132	157-0	53	101	19	822	10.0
1988-89	74	70	2536	398-831	.479	98-244	.402	287-340	.844	73	219	292	3.9	227	170-2	93	143	29	1181	16.0
1989-90	82	82	3192	661-1287	.514	150-362	.414	544-627	.868	95	200	295	3.6	311	175-1	110	222	18	2016	24.6
1990-91	82	82	2972	596-1164	.512	112-322	.348	551-600	.918	81	200	281	3.4	331	165-1	109	163	13	1855	22.6
1991-92	82	82	3120	562-1121	.501	129-341	.378	442-515	.858	82	236	318	3.9	314	210-1	105	157	26	1695	20.7
1992-93	82	82	2954	571-1193	.479	167-419	.399	427-485	.880	67	191	258	3.1	262	182-0	120	145	26	1736	21.2
1993-94	79	79	2638	524-1042	.503	123-292	.421	403-444	.908	30	182	212	2.7	248	193-2	119	175	24	1574	19.9
1994-95	81	81	2665	505-1092	.462	195-470	.415	383-427	.897	30	180	210	2.6	242	157-0	98	151	16	1588	19.6
1995-96	76	76	2621	504-1066	.473	168-410	.410	430-498	.863	38	176	214	2.8	253	175-0	77	189	13	1606	21.1
1996-97	81	81	2966	552-1244	.444	229-536	.427	418-475	.880	53	233	286	3.5	273	172-1	75	166	25	1751	21.6
1997-98	81	81	2795	516-1081	.477	164-382	.429	382-440	.868	46	186	232	2.9	171	148-2	78	128	11	1578	19.5
1998-99	50	50	1787	294-671	.438	106-275	.385	226-247	.915	25	110	135	2.7	112	101-1	37	76	9	920	18.4
1999-00	81	81	2987	466-1041	.448	165-404	.408	373-406	.919	50	189	239	3.0	187	126-0	85	129	25	1470	18.1
2000-01	81	81	3181	517-1176	.440	170-464	.366	323-348	.928	38	247	285	3.5	260	162-0	81	133	15	1527	18.9
2001-02	79	79	2889	414-913	.453	180-443	.406	296-325	.911	23	196	219	2.8	253	143-0	88	120	10	1304	16.5
2002-03	70	70	2117	281-637	.441	113-318	.355	207-230	.900	21	151	172	2.5	170	89-0	62	66	4	882	12.6
2003-04	80	80	2254	260-594	.438	134-334	.401	146-165	.885	18	170	188	2.4	249	96-0	65	68	11	800	10.0
2004-05	66	66	2105	314-719	.437	96-298	.322	250-268	.933	18	138	156	2.4	146	109-0	50	77	5	974	14.8
NBA (18)	1389	1304	47619	8241-17499	.471	2560-6486	.395	6237-7026	.888	883	3299	4182	3.0	4141	2730-11	1505	2409	299	25279	18.2
PLAYOFF STATISTICS																				
1989-90	3	3	125	20-35	.571	3-7	.429	19-21	.905	1	11	12	4.0	6	6-0	3	3	0	62	20.7
1990-91	5	5	193	34-70	.486	8-19	.421	32-37	.865	5	11	16	3.2	14	14-0	8	12	2	108	21.6
1991-92	3	3	130	25-43	.581	7-11	.636	24-30	.800	4	3	7	2.3	14	12-1	4	4	0	81	27.0
1992-93	4	4	175	40-75	.533	10-19	.526	36-38	.947	4	8	12	3.0	11	11-0	3	10	0	126	31.5
1993-94	16	16	576	121-270	.448	35-83	.422	94-112	.839	11	37	48	3.0	46	34-0	21	32	4	371	23.2
1994-95	17	17	641	138-290	.476	54-128	.422	104-121	.860	9	52	61	3.6	36	35-0	15	39	4	434	25.5
1995-96	1	1	31	7-17	.412	2-6	.333	13-15	.867	1	0	1	1.0	1	1-0	1	0	0	29	29.0
1997-98	16	16	628	98-230	.426	38-95	.400	85-94	.904	5	23	28	1.8	32	26-0	19	27	3	319	19.9
1998-99	13	13	481	79-199	.397	28-84	.333	77-86	.895	13	38	51	3.9	34	26-0	9	21	3	263	20.2
1999-00	22	22	892	174-385	.452	58-147	.395	121-129	.938	9	44	53	2.4	60	37-0	23	28	10	527	24.0
2000-01	4	4	177	41-90	.456	15-35	.429	28-30	.933	7	13	20	5.0	10	3-0	3	11	2	125	31.3
2001-02	5	5	198	42-83	.506	13-31	.419	21-24	.875	0	16	16	3.2	14	10-0	8	14	1	118	23.6
2002-03	6	6	176	15-53	.283	4-25	.160	21-23	.913	1	13	14	2.3	14	9-0	1	7	1	55	9.2
2003-04	16	16	455	45-112	.402	24-64	.375	47-51	.922	3	34	37	2.3	45	23-0	18	28	3	161	10.1
2004-05	13	13	430	62-143	.434	21-66	.318	48-51	.941	4	36	40	3.1	20	28-0	10	21	1	193	14.8
NBA (15)	144	144	5308	941-2095	.449	320-820	.390	770-862	.893	77	339	416	2.9	357	275-1	146	257	34	2972	20.6

## TERRY MILLS (#6)

**Height:** 6-10 **Weight:** 275 **Birthdate:** December 21, 1967 **College:** Michigan '90  
**Signed:** October 5, 2000, as a free agent

YR	G	GS	MIN	3-POINT			FTM-FTA	PCT	OR	DR	TR	AVG	AST	PF-DQ	ST	TO	BKS	PTS	AVG	
				FGM-FGA	PCT	PCT														
2000-01	14	0	113	11-34	.324	3-17	.176	0-0	---	4	17	21	1.5	5	20-1	3	10	1	25	1.8

## SAM MITCHELL (#5)

**Height:** 6-7 **Weight:** 210 **Birthdate:** September 2, 1963 **College:** Mercer '85  
**Acquired:** September 8, 1992, from Minnesota, along with Pooh Richardson, in exchange for Chuck Person and Micheal Williams

YR	G	GS	MIN	3-POINT			FTM-FTA	PCT	OR	DR	TR	AVG	AST	PF-DQ	ST	TO	BKS	PTS	AVG	
				FGM-FGA	PCT	PCT														
1992-93	81	1	1402	215-483	.445	4-23	.174	150-185	.811	93	155	248	3.1	76	207-1	23	51	10	584	7.2
1993-94	75	18	1084	140-306	.458	0-5	.000	82-110	.745	71	119	190	2.5	65	152-1	33	50	9	362	4.8
1994-95	81	12	1377	201-413	.487	1-10	.100	126-174	.724	95	148	243	3.0	61	206-0	43	54	20	529	6.5
NBA (3)	237	31	3863	556-1202	.463	5-38	.132	358-469	.763	259	422	681	2.9	202	565-2	99	155	39	1475	6.2
PLAYOFF STATISTICS																				
1992-93	4	0	25	5-8	.625	0-0	---	2-2	1.000	0	1	1	0.3	0	4-0	0	2	0	12	3.0
1993-94	15	0	99	9-26	.346	0-1	.000	3-4	.750	5	12	17	1.1	5	22-0	2	4	2	21	1.4
1994-95	17	0	223	23-64	.359	0-2	.000	22-28	.786	17	31	48	2.8	6	41-0	3	14	1	68	4.0
NBA (3)	36	0	347	37-98	.378	0-3	.000	27-34	.794	22	44	66	1.8	11	67-0	5	20	3	101	2.8

**GUY MORGAN (#35)**

**Height:** 6-8 **Weight:** 215 **Birthdate:** August 23, 1960 **College:** Wake Forest '82  
**Drafted:** Second Round (40th pick) 1982  
**Waived:** January 31, 1983

YR	G	GS	MIN	3-POINT			FTM-FTA	PCT	OR	DR	TR	AVG	AST	PF-DQ	ST	TO	BKS	PTS	AVG	
				FGM-FGA	PCT	FGM-FGA														
1982-83	8	0	46	7-24	.292	0-0	---	1-4	.250	6	11	17	2.1	7	7-0	2	2	0	15	1.9

**RICHARD MORTON (#7)**

**Height:** 6-4 **Weight:** 190 **Birthdate:** February 2, 1966 **College:** Cal State-Fullerton '88  
**Signed:** October 5, 1988, as a free agent  
**Waived:** November 14, 1988

YR	3-POINT																			
	G	GS	MIN	FGM-FGA	PCT	FGM-FGA	PCT	FTM-FTA	PCT	OR	DR	TR	AVG	AST	PF-DQ	ST	TO	BKS	PTS	AVG
1988-89	2	0	11	3-4	.750	0-0	---	0-0	.000	0	0	0	0.0	1	2-0	0	1	0	6	3.0

**RICK MOUNT (#10)**

**Height:** 6-4 **Weight:** 185 **Birthdate:** January 5, 1947 **College:** Purdue '70  
**Drafted:** First Round 1970  
**Sold:** August 1972, to Kentucky

YR	G	GS	MIN	3-POINT			FTM-FTA	PCT	OR	DR	TR	AVG	AST	PF-DQ	ST	TO	BKS	PTS	AVG	
				FGM-FGA	PCT	PCT														
1970-71	66	--	832	149-402	.371	23-79	.291	116-145	.800	28	43	71	1.1	107	127-0	---	78	---	437	6.6
1971-72	78	50	2126	420-949	.443	57-180	.317	216-261	.828	48	107	155	2.0	230	233-4	---	142	---	1113	14.3
ABA (2)	144	50	2958	569-1351	.421	80-259	.309	332-406	.818	76	150	226	1.6	337	360-4	---	220	---	1550	10.8
PLAYOFF STATISTICS																				
1970-71	10	1	129	25-73	.342	5-17	.294	5-7	.714	5	5	10	1.0	9	13-0	---	5	---	60	6.0
1971-72	20	5	387	68-178	.382	8-30	.267	33-39	.846	10	13	23	1.2	31	49-0	---	23	---	177	8.9
ABA (2)	30	6	516	93-251	.371	13-47	.277	38-46	.826	15	18	33	1.1	40	62-0	---	28	---	237	7.9

**CHRIS MULLIN (#17)**

**Height:** 6-7 **Weight:** 215 **Birthdate:** July 30, 1963 **College:** St. John's (N.Y.) '85  
**Acquired:** August 12, 1997, from Golden State in exchange for Erick Dampier and Duane Ferrell  
**Waived:** September 12, 2000

YR	G	GS	MIN	3-POINT			FTM-FTA	PCT	OR	DR	TR	AVG	AST	PF-DQ	ST	TO	BKS	PTS	AVG	
				FGM-FGA	PCT	FGM-FGA														
1997-98	82	82	2177	333-692	.481	107-243	.440	154-164	.939	38	211	249	3.0	186	186-0	95	117	39	927	11.3
1998-99	50	50	1179	177-371	.477	73-157	.465	80-92	.870	25	135	160	3.2	81	101-0	47	60	13	507	10.1
1999-00	47	2	582	80-187	.428	45-110	.409	37-41	.902	14	62	76	1.6	37	60-0	28	28	9	242	5.1
NBA (3)	179	134	3938	590-1250	.472	225-510	.441	271-297	.912	77	408	485	2.7	304	347-0	170	205	61	1676	9.4
PLAYOFF STATISTICS																				
1997-98	16	16	412	52-113	.460	20-52	.385	18-21	.857	13	44	57	3.6	23	32-0	15	24	9	142	8.9
1998-99	13	13	283	41-100	.410	22-55	.400	20-23	.870	2	18	20	1.5	15	21-0	10	20	3	124	9.5
1999-00	9	1	90	10-21	.476	2-8	.250	9-11	.818	2	12	14	1.6	5	7-0	6	4	1	31	3.4
NBA (3)	38	30	785	103-234	.440	44-115	.383	48-55	.873	17	74	91	2.4	43	60-0	31	48	13	297	7.8

**TROY MURPHY (#3)**

**Height:** 6-11 **Weight:** 245 **Birthdate:** May 2, 1980 **College:** Notre Dame '02  
**Acquired:** January 19, 2007, from Golden State, along with Ike Diogu, Mike Dunleavy and Keith McLeod, in exchange for Al Harrington, Stephen Jackson, Sarunas Jasikevicius and Josh Powell  
**Traded:** August 11, 2010 to New Jersey in a four-team deal in which the Pacers acquired Darren Collison and James Posey.

YR	G	GS	MIN	3-POINT			FTM-FTA	PCT	OR	DR	TR	AVG	AST	PF-DQ	ST	TO	BKS	PTS	AVG	
				FGM-FGA	PCT	FGM-FGA														
2006-07	42	31	1185	185-402	.460	36-88	.409	61-79	.772	63	194	257	6.1	66	133-2	25	49	25	467	11.1
2007-08	75	61	2106	315-693	.455	94-236	.398	192-241	.797	108	435	543	7.2	165	217-5	49	96	32	916	12.2
2008-09	73	73	2482	364-767	.475	161-358	.450	152-184	.826	146	715	861	11.8	172	226-2	58	114	34	1041	14.3
2009-10	72	69	2344	384-813	.472	128-333	.384	154-193	.798	129	608	737	10.2	150	175-1	72	100	34	1050	14.6
NBA (4)	262	234	8117	1248-2675	.467	419-1015	.413	559-697	.802	446	1952	2398	9.2	553	751-10	204	359	125	3474	13.3

1967-2010

**RONALD "FLIP" MURRAY (#22)**

**Height:** 6-4    **Weight:** 200    **Birthdate:** July 29, 1979    **College:** Shaw '02  
**Signed:** March 1, 2008, as a free agent

YR	3-POINT																			
	G	GS	MIN	FGM-FGA	PCT	FGM-FGA	PCT	FTM-FTA	PCT	OR	DR	TR	AVG	AST	PF-DQ	ST	TO	BKS	PTS	AVG
2007-08	23	17	527	97-228	.425	14-36	.389	46-61	.754	10	37	47	2.0	80	31-0	25	53	3	254	11.0

**CALVIN NATT (#42)**

**Height:** 6-6    **Weight:** 220    **Birthdate:** January 8, 1957    **College:** Northeast Louisiana '79  
**Signed:** October 6, 1989, as a free agent

YR				3-POINT																	
	G	GS	MIN	FGM-FGA	PCT	FGM-FGA	PCT	FTM-FTA	PCT	OR	DR	TR	AVG	AST	PF-DQ	ST	TO	BKS	PTS	AVG	
1989-90	14	0	164	20-31	.645	0-0	---	17-22	.773	10	25	35	2.5	9	14-0	1	5	0	57	4.1	
PLAYOFF STATISTICS																					
1989-90	2	0	14	1-3	.333	0-0	---	0-0	---	1	1	2	1.0	1	5-0	0	2	0	2	1.0	

**KENNY NATT (#3)**

**Height:** 6-3    **Weight:** 185    **Birthdate:** October 6, 1958    **College:** Northeast Louisiana '80  
**Drafted:** Second Round (30th pick) 1980  
**Waived:** December 11, 1980

WALTON, DECEMBER 17, 1980

YR	3-POINT																			
	G	GS	MIN	FGM-FGA	PCT	FGM-FGA	PCT	FTM-FTA	PCT	OR	DR	TR	AVG	AST	PF-DQ	ST	TO	BKS	PTS	AVG
1980-81	19	0	149	25-77	.325	2-8	.250	7-11	.636	9	6	15	0.8	10	18-0	5	10	1	59	3.1

**RASHO NESTEROVIC (#8)**

**Height:** 7-0    **Weight:** 270    **Birthdate:** November 30, 1976    **High School:** Gymnasium (Slovenia)  
**Acquired:** July 9, 2008, from Toronto, along with T.J. Ford and Roy Hibbert, in exchange for Jermaine O'Neal and Nathan Jawai

Wathn al-Dawl

YR	3-POINT																			
	G	GS	MIN	FGM-FGA	PCT	FGM-FGA	PCT	FTM-FTA	PCT	OR	DR	TR	AVG	AST	PF-DQ	ST	TO	BKS	PTS	AVG
2008-09	70	19	1214	224-437	513	0-1	000	25-32	781	93	147	240	3.4	109	171-1	30	63	38	473	6.8

**BOB NETOLICKY (#24)**

**Height:** 6-9    **Weight:** 225    **Birthdate:** August 2, 1942    **College:** Drake '67  
**Drafted:** Second Round 1967  
**Sold:** August 12, 1972, to Dallas  
**Acquired:** November 14, 1973, from Dallas in exchange for cash and a draft pick

YR				3-POINT																	
	G	GS	MIN	FGM-FGA	PCT	FGM-FGA	PCT	FTM-FTA	PCT	OR	DR	TR	AVG	AST	PF-DQ	ST	TO	BKS	PTS	AVG	
1967-68	71	--	2385	468-928	.504	0-1	.000	220-369	.596	313	506	819	11.5	69	162-0	---	143	---	1156	16.3	
1968-69	78	67	2721	583-1145	.509	0-5	.000	306-491	.623	313	485	798	10.2	87	231-4	---	178	---	1472	18.9	
1969-70	82	--	3222	673-1393	.483	2-7	.286	343-502	.683	337	539	876	10.7	123	206-2	---	185	---	1691	20.6	
1970-71	82	--	3137	651-1305	.499	2-8	.250	237-333	.712	267	507	774	9.4	104	192-2	---	138	---	1541	18.8	
1971-72	83	73	2905	522-1090	.479	4-19	.211	202-279	.724	264	500	764	9.2	83	185-0	---	166	---	1250	15.1	
1973-74	56	15	1157	214-449	.477	2-6	.333	77-119	.647	130	162	292	5.2	50	93-1	21	64	22	507	9.1	
1974-75	59	25	1077	189-375	.504	2-12	.167	62-98	.633	98	133	231	3.9	49	108-2	9	55	18	442	7.5	
1975-76	4	0	53	8-21	.381	0-0	---	3-3	1.000	7	5	12	3.0	0	2-0	0	5	1	19	4.8	
ABA (8)	515	180	16657	3308-6706	.493	12-58	.207	1450-2194	.661	1729	2837	4566	8.9	565	1179-11	30	934	41	8078	15.7	
PLAYOFF STATISTICS																					
1967-68	3	3	117	29-51	.569	0-0	---	9-16	.563	---	---	22	7.3	6	10-0	---	3	---	67	22.3	
1968-69	17	17	702	161-303	.531	0-3	.000	61-97	.629	---	---	214	12.6	17	55-2	---	27	---	383	22.5	
1969-70	15	15	603	124-249	.498	0-0	---	56-82	.683	70	124	194	12.9	20	43-0	---	39	---	304	20.3	
1970-71	11	11	380	67-143	.469	0-0	---	27-37	.730	31	61	92	8.4	5	26-0	---	12	---	161	14.6	
1971-72	20	13	552	91-191	.476	0-1	.000	36-61	.590	42	76	118	5.9	12	36-1	---	22	---	218	10.9	
1974-75	7	0	31	3-8	.375	0-0	---	4-4	1.000	2	3	5	0.7	1	7-0	0	0	1	10	1.4	
ABA (6)	73	59	2385	475-945	.503	0-4	.000	193-297	.650	145	264	645	8.8	61	177-3	0	103	1	1143	15.7	

**JOHNNY NEUMANN (#4, #21)**

**Height:** 6-6 **Weight:** 200 **Birthdate:** September 11, 1951 **College:** Mississippi '73  
**Acquired:** November 13, 1974, from Virginia in exchange for cash and future considerations  
**Traded:** March 13, 1975, to Virginia in exchange for cash and future considerations  
**Acquired:** October 18, 1977, from Buffalo in exchange for a third-round draft pick and cash  
**Waived:** December 22, 1977

YR	3-POINT																
	G	GS	MIN	FGM-FGA	PCT	FGM-FGA	PCT	FTM-FTA	PCT	OR	DR	TR	AVG	AST	PF-DQ	ST	TO
1974-75	48	11	835	164-378	.434	21-73	.288	49-67	.731	34	44	78	1.6	123	118-0	22	74
1977-78	20	1	216	35-86	.407	---	---	13-18	.722	5	9	14	0.7	27	24-0	6	22
2 YEARS	68	12	1051	199-464	.429	21-73	.288	62-85	.729	39	53	92	1.4	150	142-0	28	96

**BILL NEWTON (#24)**

**Height:** 6-9 **Weight:** 230 **Birthdate:** December 22, 1950 **College:** LSU '72  
**Acquired:** August 1972 (Draft rights purchased from Denver)

YR	3-POINT																
	G	GS	MIN	FGM-FGA	PCT	FGM-FGA	PCT	FTM-FTA	PCT	OR	DR	TR	AVG	AST	PF-DQ	ST	TO
1972-73	24	2	117	24-56	.429	1-2	.500	9-18	.500	21	26	47	2.0	9	40-1	6	10
1973-74	11	0	73	7-15	.467	0-0	---	1-2	.500	1	17	18	1.6	5	12-0	2	7
ABA (2)	35	2	190	31-71	.437	1-2	.500	10-20	.500	22	43	65	1.9	14	52-1	8	17
PLAYOFF STATISTICS																	
1972-73	4	0	7	2-5	.400	0-1	.000	0-0	---	2	3	5	1.3	0	3-0	0	1

**DYRON NIX (#23)**

**Height:** 6-7 **Weight:** 210 **Birthdate:** February 11, 1967 **College:** Tennessee '89  
**Acquired:** June 27, 1989, from Charlotte in exchange for Stuart Gray  
**Waived:** October 30, 1990

YR	3-POINT																
	G	GS	MIN	FGM-FGA	PCT	FGM-FGA	PCT	FTM-FTA	PCT	OR	DR	TR	AVG	AST	PF-DQ	ST	TO
1989-90	20	0	109	14-39	.359	0-0	---	11-16	.688	8	18	26	1.3	5	15-0	3	7

**JAWANN OLDHAM (#22)**

**Height:** 7-0 **Weight:** 215 **Birthdate:** July 4, 1957 **College:** Seattle '80  
**Signed:** January 22, 1991, as a free agent  
**Waived:** February 5, 1991

YR	3-POINT																
	G	GS	MIN	FGM-FGA	PCT	FGM-FGA	PCT	FTM-FTA	PCT	OR	DR	TR	AVG	AST	PF-DQ	ST	TO
1990-91	4	0	19	3-6	.500	0-0	---	0-0	---	0	3	3	0.8	0	1-0	0	0

**KEVIN OLLIE (#12)**

**Height:** 6-2 **Weight:** 195 **Birthdate:** December 27, 1972 **College:** Connecticut '95  
**Acquired:** February 19, 2002, from Chicago, along with Ron Artest, Ron Mercer and Brad Miller, in exchange for Travis Best, Norm Richardson, Jalen Rose and a second-round draft pick

YR	3-POINT																
	G	GS	MIN	FGM-FGA	PCT	FGM-FGA	PCT	FTM-FTA	PCT	OR	DR	TR	AVG	AST	PF-DQ	ST	TO
2001-02	29	0	577	40-100	.400	0-0	---	78-97	.804	7	49	56	1.9	98	33-0	26	26
PLAYOFF STATISTICS																	
2001-02	5	0	118	11-26	.423	1-2	.500	6-6	1.000	0	12	12	2.4	23	6-0	3	5

**JERMAINE O'NEAL (#7)**

**Height:** 6-11 **Weight:** 230 **Birthdate:** October 13, 1978 **High School:** Eau Claire (S.C.) '96  
**Acquired:** August 31, 2000, from Portland, along with Joe Kleine, in exchange for Dale Davis  
**Traded:** July 9, 2008, to Toronto, along with Nathan Jawai, in exchange for Maceo Baston, T.J. Ford, Rasho Nesterovic and Roy Hibbert

YR	G	GS	MIN	FGM-FGA	PCT	3-POINT			FTM-FTA	PCT	OR	DR	TR	AVG	AST	PF-DQ	ST	TO	BKS	PTS	AVG
						FGM-FGA	PCT														
2000-01	81	80	2641	404-868	.465	0-5	.000	233-388	.601	249	545	794	9.8	98	280-5	49	161	228	1041	12.9	
2001-02	72	72	2707	543-1133	.479	1-14	.071	284-413	.688	188	569	757	10.5	118	269-4	45	174	166	1371	19.0	
2002-03	77	76	2864	610-1260	.484	7-21	.333	373-510	.731	202	594	796	10.3	155	277-5	66	180	178	1600	20.8	
2003-04	78	78	2788	608-1400	.434	2-18	.111	348-460	.757	193	585	778	10.0	164	248-2	59	181	199	1566	20.1	
2004-05	44	41	1530	386-854	.452	1-6	.167	295-391	.754	85	303	388	8.8	82	173-4	25	131	88	1068	24.3	
2005-06	51	47	1802	380-805	.472	3-10	.300	261-368	.709	102	374	476	9.3	133	177-2	27	151	117	1024	20.1	
2006-07	69	69	2459	498-1141	.436	0-7	.000	343-447	.767	153	508	661	9.6	167	232-3	50	203	182	1339	19.4	
2007-08	42	34	1206	225-512	.439	0-5	.000	121-163	.742	82	201	283	6.7	93	129-2	20	106	87	571	13.6	
NBA (8)	514	497	17997	3654-7973	.458	14-86	.163	2258-3140	.719	1254	3679	4933	9.6	1010	1785-27	341	1287	1245	9580	18.6	
PLAYOFF STATISTICS																					
2000-01	4	4	157	17-39	.436	0-1	.000	5-10	.500	12	38	50	12.5	7	13-0	0	7	10	39	9.8	
2001-02	5	5	192	34-76	.447	0-1	.000	18-24	.750	6	32	38	7.6	5	24-1	4	14	8	86	17.2	
2002-03	6	6	272	43-92	.467	0-3	.000	51-65	.785	24	81	105	17.5	4	22-0	3	18	18	137	22.8	
2003-04	16	16	604	115-272	.423	0-4	.000	77-110	.700	29	117	146	9.1	19	53-0	8	29	36	307	19.2	
2004-05	13	13	476	77-211	.365	0-3	.000	54-72	.750	21	83	104	8.0	29	48-1	7	36	34	208	16.0	
2005-06	6	6	216	44-84	.524	0-2	.000	38-53	.717	9	36	45	7.5	10	28-1	3	26	14	126	21.0	
NBA (6)	50	50	1917	330-774	.426	0-14	.000	243-334	.728	101	387	488	9.8	74	188-3	25	130	120	903	18.1	

**BARRY ORMS (#33)**

**Height:** 6-3 **Weight:** 190 **Birthdate:** December 22, 1946 **College:** St. Louis '68

YR	G	GS	MIN	FGM-FGA	PCT	3-POINT			FTM-FTA	PCT	OR	DR	TR	AVG	AST	PF-DQ	ST	TO	BKS	PTS	AVG
						FGM-FGA	PCT														
1969-70	9	0	143	17-40	.425	0-3	.000		17-26	.654	13	24	37	4.1	13	30-1	---	8	---	51	5.7

**LOUIS ORR (#55)**

**Height:** 6-9 **Weight:** 200 **Birthdate:** May 7, 1958 **College:** Syracuse '80

**Drafted:** Second Round (29th pick) 1980

**Signed:** October 22, 1982, with New York as a free agent; Indiana compensated with a second-round draft pick

YR	G	GS	MIN	FGM-FGA	PCT	3-POINT			FTM-FTA	PCT	OR	DR	TR	AVG	AST	PF-DQ	ST	TO	BKS	PTS	AVG
						FGM-FGA	PCT														
1980-81	82	7	1787	348-709	.491	0-6	.000		163-202	.807	172	189	361	4.4	132	153-0	55	123	25	859	10.5
1981-82	80	41	1951	357-719	.497	1-8	.125		203-254	.799	127	204	331	4.1	134	182-1	56	137	26	918	11.5
NBA (2)	162	48	3738	705-1428	.494	1-14	.071		366-456	.803	299	393	692	4.3	266	335-1	111	260	51	1777	11.0
PLAYOFF STATISTICS																					
1980-81	2	0	56	9-25	.360	0-0	---		6-7	.857	6	4	10	5.0	4	4-0	5	6	1	24	12.0

**ANDRE OWENS (#20)**

**Height:** 6-4 **Weight:** 200 **Birthdate:** October 31, 1980 **College:** Houston '05

**Signed:** July 3, 2007, as a free agent

YR	G	GS	MIN	FGM-FGA	PCT	3-POINT			FTM-FTA	PCT	OR	DR	TR	AVG	AST	PF-DQ	ST	TO	BKS	PTS	AVG
						FGM-FGA	PCT														
2007-08	31	7	392	40-107	.374	18-40	.450		25-34	.735	13	34	47	1.5	47	37-0	13	24	3	123	4.0

**TOM OWENS (#26, #42)**

**Height:** 6-10 **Weight:** 235 **Birthdate:** June 28, 1949 **College:** South Carolina '71

**Acquired:** June 5, 1981, from Portland in exchange for a 1984 first-round draft pick

**Traded:** September 27, 1982, to Detroit in exchange for a second-round draft pick

YR	G	GS	MIN	FGM-FGA	PCT	3-POINT			FTM-FTA	PCT	OR	DR	TR	AVG	AST	PF-DQ	ST	TO	BKS	PTS	AVG
						FGM-FGA	PCT														
1975-76	16	0	237	42-82	.512	0-0	---		20-25	.800	28	41	69	4.3	9	53-2	2	19	11	104	6.5
1981-82	74	40	1599	299-636	.470	1-2	.500		181-226	.801	142	230	372	5.0	127	259-7	41	137	37	780	10.5
2 YEARS	90	40	1836	341-718	.475	1-2	.500		201-251	.801	170	271	441	4.9	136	312-9	43	156	48	884	9.8



**WAYNE PACK (#6)****Height:** 6-0 **Weight:** 165 **Birthdate:** July 5, 1950 **College:** Tennessee Tech '74

YR	G	GS	MIN	3-POINT			FTM-FTA	PCT	OR	DR	TR	AVG	AST	PF-DQ	ST	TO	BKS	PTS	AVG
				FGM-FGA	PCT	PCT													
1974-75	21	0	189	23-60	.383	5-17	.294	10-12	.833	7	13	20	1.0	13	21-1	6	13	0	61 2.9

**GERALD PADDIO (#23)****Height:** 6-7 **Weight:** 205 **Birthdate:** April 21, 1965 **College:** UNLV '88**Acquired:** November 1, 1993, from Seattle, along with Derrick McKey, in exchange for Detlef Schrempf**Waived:** November 29, 1993

YR	G	GS	MIN	3-POINT			FTM-FTA	PCT	OR	DR	TR	AVG	AST	PF-DQ	ST	TO	BKS	PTS	AVG
				FGM-FGA	PCT	PCT													
1993-94	7	1	55	9-23	.391	0-0	---	1-2	.500	0	5	5	0.7	4	2-0	1	4	0	19 2.7

**GEORGE PEEPLES (#15, #43)****Height:** 6-8 **Weight:** 205 **Birthdate:** October 30, 1943 **College:** Iowa '66**Signed:** September 1967 (original signee)

YR	G	GS	MIN	3-POINT			FTM-FTA	PCT	OR	DR	TR	AVG	AST	PF-DQ	ST	TO	BKS	PTS	AVG
				FGM-FGA	PCT	PCT													
1967-68	65	--	1203	138-339	.407	0-3	.000	115-188	.612	126	252	378	5.8	29	136-1	---	71	---	391 6.0
1968-69	64	11	1111	122-278	.439	0-0	---	101-142	.711	129	229	358	5.6	33	137-2	---	73	---	345 5.4
1972-73	9	0	56	4-14	.286	0-0	---	6-11	.545	3	12	15	1.7	4	14-0	2	6	0	14 1.6
<b>ABA (3)</b>	<b>138</b>	<b>11</b>	<b>2370</b>	<b>264-631</b>	<b>.418</b>	<b>0-3</b>	<b>.000</b>	<b>222-341</b>	<b>.651</b>	<b>258</b>	<b>493</b>	<b>751</b>	<b>5.4</b>	<b>66</b>	<b>287-3</b>	<b>2</b>	<b>150</b>	<b>0</b>	<b>750 5.4</b>
<b>PLAYOFF STATISTICS</b>																			
1967-68	3	0	62	12-21	.571	0-0	---	2-3	.667	---	---	31	10.3	4	9-1	---	4	---	26 8.7
1968-69	17	2	419	32-81	.395	0-1	---	38-57	.667	---	---	116	6.8	11	41-0	---	19	---	102 6.0
<b>ABA (2)</b>	<b>20</b>	<b>2</b>	<b>481</b>	<b>44-102</b>	<b>.431</b>	<b>0-1</b>	<b>---</b>	<b>40-60</b>	<b>.667</b>	<b>---</b>	<b>---</b>	<b>147</b>	<b>7.4</b>	<b>15</b>	<b>50-1</b>	<b>---</b>	<b>23</b>	<b>---</b>	<b>128 6.4</b>

**SAM PERKINS (#14)****Height:** 6-9 **Weight:** 260 **Birthdate:** June 14, 1961 **College:** North Carolina '84**Acquired:** January 21, 1999, as a free agent**Waived:** September 17, 2001

YR	G	GS	MIN	3-POINT			FTM-FTA	PCT	OR	DR	TR	AVG	AST	PF-DQ	ST	TO	BKS	PTS	AVG
				FGM-FGA	PCT	PCT													
1998-99	48	0	789	80-200	.400	35-90	.389	43-60	.717	36	102	138	2.9	25	74-0	15	22	14	238 5.0
1999-00	81	0	1620	184-441	.417	89-218	.408	80-97	.825	64	225	289	3.6	68	136-0	31	63	33	537 6.6
2000-01	64	41	999	86-226	.381	38-110	.345	32-38	.842	32	136	168	2.6	41	61-0	33	19	18	242 3.8
<b>NBA (3)</b>	<b>193</b>	<b>41</b>	<b>3408</b>	<b>350-867</b>	<b>.404</b>	<b>162-418</b>	<b>.388</b>	<b>155-195</b>	<b>.795</b>	<b>132</b>	<b>463</b>	<b>595</b>	<b>3.1</b>	<b>134</b>	<b>271-0</b>	<b>79</b>	<b>104</b>	<b>65</b>	<b>1017 5.3</b>
<b>PLAYOFF STATISTICS</b>																			
1998-99	13	0	146	18-35	.514	11-24	.458	6-9	.667	2	23	25	1.9	6	13-0	0	7	3	53 4.1
1999-00	23	0	417	34-105	.324	23-66	.348	19-21	.905	17	56	73	3.2	10	45-1	4	8	6	110 4.8
2000-01	3	0	19	2-8	.250	1-4	.250	0-0	---	1	3	4	1.3	0	3-0	0	0	0	5 1.7
<b>NBA (3)</b>	<b>39</b>	<b>0</b>	<b>582</b>	<b>54-148</b>	<b>.365</b>	<b>35-94</b>	<b>.372</b>	<b>25-30</b>	<b>.833</b>	<b>20</b>	<b>82</b>	<b>102</b>	<b>2.6</b>	<b>16</b>	<b>61-1</b>	<b>4</b>	<b>15</b>	<b>9</b>	<b>168 4.3</b>

**RON PERRY (#44)****Height:** 6-3 **Weight:** 190 **Birthdate:** December 29, 1943 **College:** Virginia Tech '67**Acquired:** January 31, 1969, from New York in exchange for Steve Chubin

YR	G	GS	MIN	3-POINT			FTM-FTA	PCT	OR	DR	TR	AVG	AST	PF-DQ	ST	TO	BKS	PTS	AVG
				FGM-FGA	PCT	PCT													
1968-69	27	23	865	137-336	.408	33-91	.363	58-70	.829	24	49	73	2.7	97	108-3	---	67	---	365 13.5
<b>PLAYOFF STATISTICS</b>																			
1968-69	17	3	202	34-114	.298	11-38	.289	18-27	.667	---	---	21	1.2	18	33-0	---	19	---	97 5.7

1967-2010

**CHUCK PERSON (#45)****Height:** 6-8 **Weight:** 225 **Birthdate:** June 27, 1964 **College:** Auburn '86**Drafted:** First Round (4th pick) 1986**Traded:** September 8, 1992, to Minnesota, along with Micheal Williams, in exchange for Sam Mitchell and Pooh Richardson

YR	G	GS	MIN	3-POINT																
				FGM-FGA	PCT	FGM-FGA	PCT	FTM-FTA	PCT	OR	DR	TR	AVG	AST	PF-DQ	ST	TO	BKS	PTS	AVG
1986-87	82	78	2956	635-1358	.468	49-138	.355	222-297	.747	168	509	677	8.3	295	310-4	90	211	16	1541	18.8
1987-88	79	71	2807	575-1252	.459	59-177	.333	132-197	.670	171	365	536	6.8	309	266-4	73	210	8	1341	17.0
1988-89	80	79	3012	711-1453	.489	63-205	.307	243-307	.792	144	372	516	6.5	289	280-12	83	308	18	1728	21.6
1989-90	77	73	2714	605-1242	.487	94-253	.372	211-270	.781	126	319	445	5.8	230	217-1	53	170	20	1515	19.7
1990-91	80	79	2566	620-1231	.504	69-203	.340	165-229	.721	121	296	417	5.2	238	221-1	56	184	17	1474	18.4
1991-92	81	81	2923	616-1284	.480	132-354	.373	133-197	.675	114	312	426	5.3	382	247-5	68	216	18	1497	18.5
NBA (6)	479	461	16978	3762-7820	.481	466-1330	.350	1106-1497	.739	844	2173	3017	6.3	1743	1541-27	423	1299	97	9096	19.0
PLAYOFF STATISTICS																				
1986-87	4	4	159	38-74	.514	2-8	.250	30-39	.769	6	27	33	8.3	20	14-0	5	15	2	108	27.0
1989-90	3	3	123	17-45	.378	1-10	.100	5-12	.417	6	14	20	6.7	12	11-0	1	4	0	40	13.3
1990-91	5	5	192	48-90	.533	17-31	.548	17-21	.810	3	25	28	5.6	16	15-1	5	12	0	130	26.0
1991-92	3	3	118	19-47	.404	5-15	.333	8-12	.667	1	8	9	3.0	7	11-0	2	6	0	51	17.0
NBA (4)	15	15	592	122-256	.477	25-64	.391	60-84	.714	16	74	90	6.0	55	51-1	13	37	2	329	21.9

**RICKY PIERCE (#22)****Height:** 6-4 **Weight:** 215 **Birthdate:** August 19, 1959 **College:** Rice '82**Signed:** October 2, 1995, as a free agent**Traded:** June 13, 1996, to Denver, along with Mark Jackson and a draft pick, in exchange for Jalen Rose, Reggie Williams and a draft pick

3-POINT																				
YR	G	GS	MIN	FGM-FGA	PCT	FGM-FGA	PCT	FTM-FTA	PCT	OR	DR	TR	AVG	AST	PF-DQ	ST	TO	BKS	PTS	AVG
1995-96	76	2	1404	264-590	.447	35-104	.337	174-205	.849	40	96	136	1.8	101	188-1	57	93	6	737	9.7
PLAYOFF STATISTICS																				
1995-96	5	4	133	16-47	.340	2-8	.250	17-20	.850	3	1	4	0.8	15	13-0	8	12	1	51	10.2

**SCOT POLLARD (#62)****Height:** 6-11 **Weight:** 265 **Birthdate:** February 12, 1975 **College:** Kansas '97**Acquired:** July 24, 2003, from Sacramento, along with Danny Ferry from San Antonio, in exchange for Brad Miller to Sacramento and Ron Mercer to San Antonio

3-POINT																				
YR	G	GS	MIN	FGM-FGA	PCT	FGM-FGA	PCT	FTM-FTA	PCT	OR	DR	TR	AVG	AST	PF-DQ	ST	TO	BKS	PTS	AVG
2003-04	61	3	678	47-114	.412	0-0	---	12-21	.571	67	97	164	2.7	10	110-0	23	22	26	106	1.7
2004-05	49	17	865	79-167	.473	0-0	---	33-49	.673	85	120	205	4.2	18	123-1	30	31	24	191	3.9
2005-06	45	32	771	70-154	.455	0-0	---	29-38	.763	73	145	218	4.8	24	115-1	37	26	20	169	3.8
NBA (3)	155	52	2314	196-435	.451	0-0	---	74-108	.685	225	362	587	3.8	52	348-2	90	79	70	466	3.0
PLAYOFF STATISTICS																				
2003-04	3	0	13	0-2	.000	0-0	---	2-4	.500	1	3	4	1.3	0	2-0	1	0	0	2	0.7
2004-05	9	0	67	6-15	.400	0-0	---	1-2	.500	4	7	11	1.2	1	9-0	1	4	0	13	1.4
2005-06	4	0	15	0-1	.000	0-0	---	0-0	---	1	4	5	1.3	0	5-0	1	1	0	0	0.0
NBA (3)	16	0	95	6-18	.333	0-0	---	3-6	.500	6	14	20	1.3	1	16-0	3	5	0	15	0.9

**MARK POPE (#43)****Height:** 6-10 **Weight:** 235 **Birthdate:** September 11, 1972 **College:** Kentucky '96**Drafted:** Second Round (52nd pick) 1996**Waived:** October 31, 1999

YR	G	GS	MIN	3-POINT			FTM-FTA	PCT	OR	DR	TR	AVG	AST	PF-DQ	ST	TO	BKS	PTS	AVG	
				FGM-FGA	PCT	PCT														
1997-98	28	0	193	14-41	.341	1-3	.333	10-17	.588	9	17	26	0.9	7	36-0	3	10	6	39	1.4
1998-99	4	0	26	1-7	.143	0-4	.000	0-1	.000	2	2	4	1.0	0	6-0	0	1	0	2	0.5
NBA (2)	32	0	219	15-48	.313	1-7	.143	10-18	.556	11	19	30	0.9	7	42-0	3	11	6	41	1.3
PLAYOFF STATISTICS																				
1997-98	7	0	42	4-6	.667	0-1	.000	1-1	1.000	2	3	5	0.7	1	8-0	1	1	0	9	1.3

**JOSH POWELL (#22)**

**Height:** 6-9 **Weight:** 235 **Birthdate:** December 5, 1983 **College:** North Carolina State '05  
**Acquired:** July 24, 2006, from Dallas, along with Darrell Armstrong and Rawle Marshall, in exchange for Anthony Johnson  
**Traded:** January 19, 2007, to Golden State, along with Al Harrington, Stephen Jackson and Sarunas Jasikevicius, in exchange for Ike Diogu, Mike Dunleavy, Keith McLeod and Troy Murphy

3-POINT																				
YR	G	GS	MIN	FGM-FGA	PCT	FGM-FGA	PCT	FTM-FTA	PCT	OR	DR	TR	AVG	AST	PF-DQ	ST	TO	BKS	PTS	AVG
2006-07	7	0	64	2-15	.133	0-0	---	8-12	.667	7	12	19	2.7	3	18-0	0	5	0	12	1.7

**A.J. PRICE (#22)**

**Height:** 6-2 **Weight:** 181 **Birthdate:** October 7, 1986 **College:** Connecticut '09  
**Drafted:** Second Round (52nd pick) 2009

YR	3-POINT																			
	G	GS	MIN	FGM-FGA	PCT	FGM-FGA	PCT	FTM-FTA	PCT	OR	DR	TR	AVG	AST	PF-DQ	ST	TO	BKS	PTS	AVG
2009-10	56	2	865	145-354	.410	60-174	.345	60-75	.800	12	76	88	1.6	106	53-0	35	59	3	410	7.3

**MIKE PRICE (#15)**

**Height:** 6-3½ **Weight:** 200 **Birthdate:** September 11, 1948 **College:** Illinois '70

3-POINT																				
YR	G	GS	MIN	FGM-FGA	PCT	FGM-FGA	PCT	FTM-FTA	PCT	OR	DR	TR	AVG	AST	PF-DQ	ST	TO	BKS	PTS	AVG
1971-72	4	0	25	3-9	.333	0-0	---	0-0	---	1	4	5	1.3	1	4-0	---	4	---	6	1.5

**WAYNE RADFORD (#21)**

**Height:** 6-3 **Weight:** 205 **Birthdate:** May 29, 1956 **College:** Indiana '78  
**Drafted:** Second Round (27th pick) 1978  
**Waived:** October 10, 1979

YR	3-POINT																				
	G	GS	MIN	FGM-FGA	PCT	FGM-FGA	PCT	FTM-FTA	PCT	OR	DR	TR	AVG	AST	PF-DQ	ST	TO	BKS	PTS	AVG	
1978-79	52	2	649	83-175	.474	---	---	36-45	.800	25	43	68	1.3	57	61-0	30	45	1	202	3.9	

**JIM RAYL (#23)**

**Height:** 6-2 **Weight:** 180 **Birthdate:** June 21, 1941 **College:** Indiana '64  
**Signed:** September 1967 (original signee)  
**Waived:** December 28, 1968

3-POINT																				
YR	G	GS	MIN	FGM-FGA	PCT	FGM-FGA	PCT	FTM-FTA	PCT	OR	DR	TR	AVG	AST	PF-DQ	ST	TO	BKS	PTS	AVG
1967-68	74	--	2193	317-819	.387	57-175	.326	195-243	.802	38	200	238	3.2	210	197-1	---	193	---	886	12.0
1968-69	27	8	567	72-202	.356	34-92	.370	61-68	.897	25	42	67	2.5	63	80-2	---	50	---	239	8.9
ABA (2)	101	8	2760	389-1021	.381	91-267	.341	256-311	.823	63	242	305	3.0	273	277-3	---	243	---	1125	11.1
PLAYOFF STATISTICS																				
1967-68	3	3	118	15-42	.357	4-14	.286	5-7	.714	---	---	10	3.3	14	14-0	---	9	---	39	13.0

**CRAIG RAYMOND (#12)**

**Height:** 6-11 **Weight:** 235 **Birthdate:** April 5, 1945 **College:** Brigham Young '67

YR	3-POINT																				
	G	GS	MIN	FGM-FGA	PCT	FGM-FGA	PCT	FTM-FTA	PCT	OR	DR	TR	AVG	AST	PF-DQ	ST	TO	BKS	PTS	AVG	
1972-73	6	0	33	2-8	.250	0-0	---	1-2	.500	3	7	10	1.7	1	8-0	0	3	2	5	0.8	

**CLINT RICHARDSON (#4)**

**Height:** 6-3 **Weight:** 195 **Birthdate:** August 7, 1956 **College:** Seattle '79  
**Acquired:** October 23, 1985, from Philadelphia in exchange for two second-round draft picks  
**Waived:** December 10, 1987

YR	G	GS	MIN	3-POINT																
				FGM-FGA	PCT	FTM-FTA	PCT	OR	DR	TR	AVG	AST	PF-DQ	ST	TO	BKS	PTS	AVG		
1985-86	82	61	2224	335-736	.455	1-9	.111	123-147	.837	69	182	251	3.1	372	153-1	58	136	8	794	9.7
1986-87	78	14	1396	218-467	.467	6-17	.353	59-74	.797	51	92	143	1.8	241	106-0	49	85	7	501	6.4
NBA (2)	160	75	3620	553-1203	.460	7-26	.269	182-221	.824	120	274	394	2.5	613	259-1	107	221	15	1295	8.1
PLAYOFF STATISTICS																				
1986-87	4	0	73	7-12	.583	0-1	.000	2-4	.500	3	7	10	2.5	8	12-0	0	5	0	16	4.0

1967-2010

**NORM RICHARDSON (#21)****Height:** 6-5 **Weight:** 190 **Birthdate:** July 24, 1979 **College:** Hofstra '01**Signed:** September 21, 2001, as a free agent**Traded:** February 19, 2002, to Chicago, along with Travis Best, Jalen Rose and a second-round draft pick, in exchange for Ron Artest, Ron Mercer, Brad Miller and Kevin Ollie

3-POINT																				
YR	G	GS	MIN	FGM-FGA	PCT	FGM-FGA	PCT	FTM-FTA	PCT	OR	DR	TR	AVG	AST	PF-DQ	ST	TO	BKS	PTS	AVG
2001-02	3	0	4	0-3	.000	0-0	---	0-0	---	1	0	1	1	0	0-0	0	0	0	0	0.0

**JEROME "POOH" RICHARDSON (#24)****Height:** 6-1 **Weight:** 180 **Birthdate:** May 14, 1966 **College:** UCLA '89**Acquired:** September 8, 1992, from Minnesota, along with Sam Mitchell, in exchange for Chuck Person and Micheal Williams**Traded:** June 30, 1994, to L.A. Clippers, along with Malik Sealy and the draft rights to Eric Piatkowski, in exchange for Mark Jackson and the draft rights to Greg Minor

YR	G	GS	MIN	FGM-FGA		3-POINT		FTM-FTA		OR	DR	TR	AVG	AST	PF-DQ	ST	TO	BKS	PTS	AVG		
				PCT	PCT	PCT	PCT															
1992-93	74	73	2396	337	703	.479	3-29	.103	92-124	.742	63	204	267	3.6	573	132-1	94	167	12	769	10.4	
1993-94	37	25	1022	160	354	.452	3-12	.250	47-77	.610	28	82	110	3.0	237	78-0	32	88	3	370	10.0	
NBA (2)	111	98	3418	497	1057	.470	6-41	.146	139-201	.692	91	286	377	3.4	810	210-1	126	255	15	1139	10.3	
PLAYOFF STATISTICS																						
1992-93	4	1	95	6-15	.400		1-1	1.000		4-6	.667	1	10	11	2.8	23	7-1	2	6	0	17	4.3

**RICK ROBEY (#53)****Height:** 6-11 **Weight:** 230 **Birthdate:** January 30, 1956 **College:** Kentucky '78**Drafted:** First Round (3rd pick) 1978**Traded:** January 16, 1979, to Boston in exchange for Billy Knight

3-POINT																				
YR	G	GS	MIN	FGM-FGA	PCT	FGM-FGA	PCT	FTM-FTA	PCT	OR	DR	TR	AVG	AST	PF-DQ	ST	TO	BKS	PTS	AVG
1978-79	43	13	849	140-295	.475	---	---	90-121	.744	80	174	254	5.9	53	111-1	25	89	12	370	8.6

**DAVE ROBISCH (#40)****Height:** 6-10 **Weight:** 240 **Birthdate:** December 22, 1949 **College:** Kansas '71**Drafted:** November 12, 1975, in San Diego dispersal draft**Traded:** December 13, 1977, to Los Angeles, along with Adrian Dantley, in exchange for James Edwards, Earl Tatum and cash

YR	G	GS	MIN	FGM-FGA	PCT	3-POINT			FTM-FTA	PCT	OR	DR	TR	AVG	AST	PF-DQ	ST	TO	BKS	PTS	AVG
						FGM-FGA	PCT	PCT													
1975-76	76	46	2421	376-900	.418	0-2	.000	263-311	.846	230	442	672	8.8	145	183-0	65	96	48	1015	13.4	
1976-77	80	26	1966	369-811	.455	---	---	213-256	.832	171	383	554	6.9	158	169-1	55	---	37	951	11.9	
1977-78	23	18	598	73-181	.403	---	---	50-64	.781	47	126	173	7.5	48	59-1	20	34	15	196	8.5	
NBA (2)	103	44	2564	442-992	.446	---	---	263-320	.822	218	509	727	7.1	206	228-2	75	34	52	1147	11.1	
3 YEARS	179	90	4985	818-1892	.432	0-2	.000	526-631	.834	448	951	1399	7.8	351	411-2	140	130	100	2162	12.1	
PLAYOFF STATISTICS																					
1975-76	3	1	83	11-27	.407	0-0	---	12-16	.750	8	12	20	6.7	8	8-0	3	1	0	34	11.3	

**CARLOS ROGERS (#6)****Height:** 7-0 **Weight:** 245 **Birthdate:** February 6, 1971 **College:** Tennessee State '94**Signed:** September 6, 2001, as a free agent

3-POINT																				
YR	G	GS	MIN	FGM-FGA	PCT	FGM-FGA	PCT	FTM-FTA	PCT	OR	DR	TR	AVG	AST	PF-DQ	ST	TO	BKS	PTS	AVG
2001-02	22	1	168	24-43	.558	1-6	.167	10-19	.526	14	24	38	1.7	3	17-0	5	5	6	59	2.7

**JALEN ROSE (#5)**

**Height:** 6-8 **Weight:** 210 **Birthdate:** January 30, 1973 **College:** Michigan '95  
**Acquired:** June 13, 1996, from Denver, along with Reggie Williams and a draft pick, in exchange for Mark Jackson, Ricky Pierce and a draft pick  
**Traded:** February 19, 2002, to Chicago, along with Travis Best, Norm Richardson and a second-round draft pick, in exchange for Ron Artest, Ron Mercer, Brad Miller and Kevin Ollie

YR	G	GS	MIN	FGM-FGA	PCT	3-POINT			FTM-FTA	PCT	OR	DR	TR	AVG	AST	PF-DQ	ST	TO	BKS	PTS	AVG
						FGM-FGA	PCT														
1996-97	66	6	1188	172-377	.456	21-72	.292	117-156	.750	27	94	121	1.8	155	136-1	57	107	18	482	7.3	
1997-98	82	0	1706	290-607	.478	25-73	.342	166-228	.728	28	167	195	2.4	155	171-0	56	132	14	771	9.4	
1998-99	49	1	1238	200-496	.403	17-65	.262	125-158	.791	34	120	154	3.1	93	128-0	50	72	15	542	11.1	
1999-00	80	80	2978	563-1196	.471	77-196	.393	254-307	.827	42	345	387	4.8	320	234-1	84	188	49	1457	18.2	
2000-01	72	72	2943	567-1242	.457	59-174	.339	285-344	.828	37	322	359	5.0	435	230-2	65	211	43	1478	20.5	
2001-02	53	53	1937	387-871	.444	52-146	.356	156-186	.839	29	220	249	4.7	197	148-1	45	105	29	982	18.5	
NBA (6)	402	212	11990	2179-4789	.455	251-726	.346	1103-1379	.800	197	1268	1465	3.6	1355	1047-5	357	815	168	5712	14.2	
PLAYOFF STATISTICS																					
1997-98	15	0	293	48-100	.480	6-16	.375	20-27	.741	1	26	27	1.8	28	37-0	11	25	6	122	8.1	
1998-99	13	0	355	61-138	.442	8-23	.348	28-34	.824	11	20	31	2.4	32	39-0	13	25	5	158	12.2	
1999-00	23	23	964	171-391	.437	30-70	.429	107-133	.805	10	91	101	4.4	78	71-0	16	50	11	479	20.8	
2000-01	4	4	164	30-79	.380	5-16	.313	7-7	1.000	3	15	18	4.5	11	18-0	6	9	1	72	18.0	
NBA (4)	55	27	1776	310-708	.438	49-125	.392	162-201	.806	25	152	177	3.2	149	165-0	46	109	23	831	15.1	

**DAN ROUNDFIELD (#32)**

**Height:** 6-8 **Weight:** 205 **Birthdate:** May 26, 1953 **College:** Central Michigan '75  
**Drafted:** First Round (6th pick) 1975  
**Signed:** July 28, 1978, with Atlanta as free agent; Indiana compensated with a 1979 first-round draft pick and cash

YR	G	GS	MIN	3-POINT										AST	PF-DQ	ST	TO	BKS	PTS	AVG.
				FGM-FGA	PCT	FGM-FGA	PCT	FTM-FTA	PCT	OR	DR	TR	AVG							
1975-76	67	0	767	131-309	.424	0-2	.000	77-122	.631	131	128	259	3.9	35	161-6	31	64	43	339	5.1
1976-77	61	0	1645	342-734	.466	---	---	164-239	.686	179	339	518	8.5	69	243-8	61	---	131	848	13.9
1977-78	79	0	2423	421-861	.489	---	---	218-300	.727	275	527	802	10.2	196	297-4	81	194	149	1060	13.4
NBA (2)	140	0	4068	763-1595	.478	---	---	382-539	.709	454	866	1320	9.4	265	540-12	142	194	280	1908	13.6
3 YEARS	207	0	4835	894-1904	.470	0-2	.000	459-661	.694	585	994	1579	7.6	300	701-18	173	258	323	2247	10.9
PLAYOFF STATISTICS																				
1975-76	2	0	25	7-12	.583	0-0	---	7-8	.875	4	6	10	5.0	0	6-0	2	0	4	22	11.0

**BRIAN ROWSOM (#24)**

**Height:** 6-9 **Weight:** 225 **Birthdate:** October 23, 1965 **College:** North Carolina-Wilmington '87  
**Drafted:** Second Round (34th pick) 1987  
**Waived:** December 8, 1987

YR	3-POINT																			
	G	GS	MIN	FGM-FGA	PCT	FGM-FGA	PCT	FTM-FTA	PCT	OR	DR	TR	AVG	AST	PF-DQ	ST	TO	BKS	PTS	AVG
1987-88	4	0	16	0-6	.000	0-0	---	6-6	1.000	1	4	5	1.3	1	3-0	1	1	0	6	1.5

**BRANDON RUSH (#25)**

**Height:** 6-6 **Weight:** 210 **Birthdate:** July 7, 1985 **College:** Kansas '09  
**Acquired:** July 9, 2008, from Portland, along with Jarrett Jack and Josh McRoberts, in exchange for Ike Diogu and Jerryd Bayless

YR	3-POINT																			PTS	AVG
	G	GS	MIN	FGM-FGA	PCT	FGM-FGA	PCT	FTM-FTA	PCT	OR	DR	TR	AVG	AST	PF-DQ	ST	TO	BKS			
2008-09	75	19	1803	243-575	.423	78-209	.373	46-66	.697	34	199	233	3.1	66	128-1	38	75	37	610	8.1	
2009-10	82	64	2491	297-702	.423	124-302	.411	56-89	.629	41	305	346	4.2	112	159-0	56	93	65	774	9.4	
NBA (2)	157	83	4294	540-1277	.423	202-511	.395	102-155	.658	75	504	579	3.7	178	287-1	94	168	102	1384	8.8	

**KAREEM RUSH (#21)**

**Height:** 6-6 **Weight:** 215 **Birthdate:** October 30, 1980 **College:** Missouri '03  
**Signed:** July 3, 2007, as a free agent

YR	3-POINT																			
	G	GS	MIN	FGM-FGA	PCT	FGM-FGA	PCT	FTM-FTA	PCT	OR	DR	TR	AVG	AST	PF-DQ	ST	TO	BKS	PTS	AVG
2007-08	71	15	1504	228-569	.401	102-262	.389	30-42	.714	19	149	168	2.4	89	108-0	42	62	19	588	8.3

1967-2010

**WALKER RUSSELL (#31)**

**Height:** 6-5 **Weight:** 195 **Birthdate:** October 26, 1960 **College:** Western Michigan '82  
**Signed:** October 2, 1986, as a free agent

3-POINT																				
YR	G	GS	MIN	FGM-FGA	PCT	FGM-FGA	PCT	FTM-FTA	PCT	OR	DR	TR	AVG	AST	PF-DQ	ST	TO	BKS	PTS	AVG
1986-87	48	0	511	64-165	.388	2-16	.125	27-37	.730	18	37	55	1.1	129	62-0	20	60	5	157	3.3
PLAYOFF STATISTICS																				
1986-87	DID NOT PLAY – COACH'S DECISION																			

**MIKE SANDERS (#33)**

**Height:** 6-6 **Weight:** 210 **Birthdate:** May 7, 1960 **College:** UCLA '82  
**Signed:** September 8, 1989, as a free agent  
**Waived:** November 18, 1991

YR	G	GS	MIN	3-POINT			FTM-FTA	PCT	OR	DR	TR	AVG	AST	PF-DQ	ST	TO	BKS	PTS	AVG	
				FGM-FGA	PCT	PCT														
1989-90	82	13	1531	225-479	.470	5-14	.357	55-75	.733	78	152	230	2.8	89	220-1	43	79	23	510	6.2
1990-91	80	7	1357	206-494	.417	4-20	.200	47-57	.825	73	112	185	2.3	106	198-1	37	65	26	463	5.8
1991-92	10	0	81	11-22	.500	0-0	---	5-6	.833	0	8	8	0.8	11	8-0	2	6	1	27	2.7
NBA (3)	172	20	2969	442-995	.444	9-34	.265	107-138	.775	151	272	423	2.5	206	426-2	82	150	50	1000	5.8
PLAYOFF STATISTICS																				
1989-90	3	0	24	5-11	.455	1-1	1.000	0-0	---	5	1	6	2.0	2	4-0	0	2	0	11	3.7
1990-91	5	0	41	6-10	.600	1-2	.500	2-4	.500	0	4	4	0.8	4	9-0	4	1	2	15	3.0
NBA (2)	8	0	65	11-21	.524	2-3	.667	2-4	.500	5	5	10	1.3	6	13-0	4	3	2	26	3.3

**WAYNE SCHINTZIUS (#55)**

**Height:** 7-2 **Weight:** 285 **Birthdate:** October 14, 1968 **College:** Florida '90  
**Signed:** October 18, 1995, as a free agent

3-POINT																				
YR	G	GS	MIN	FGM-FGA	PCT	FGM-FGA	PCT	FTM-FTA	PCT	OR	DR	TR	AVG	AST	PF-DQ	ST	TO	BKS	PTS	AVG
1995-96	33	0	297	49-110	.445	0-0	---	13-21	.619	23	55	78	2.4	14	53-0	9	19	12	111	3.4

**RUSS SCHOENE (#3)**

**Height:** 6-10 **Weight:** 215 **Birthdate:** April 16, 1960 **College:** Tennessee-Chattanooga '82  
**Acquired:** February 15, 1983, from Philadelphia, along with a first and second-round draft pick, in exchange for Clemon Johnson and a third-round draft pick  
**Traded:** October 2, 1986, to Seattle, along with Terence Stansbury, in exchange for John Long and future considerations

3-POINT																				
YR	G	GS	MIN	FGM-FGA	PCT	FGM-FGA	PCT	FTM-FTA	PCT	OR	DR	TR	AVG	AST	PF-DQ	ST	TO	BKS	PTS	AVG
1982-83	31	5	520	101-228	.443	1-3	.333	40-55	.727	44	57	101	3.3	27	74-1	12	35	14	243	7.8

**DETLEF SCHREMPF (#11)**

**Height:** 6-10 **Weight:** 230 **Birthdate:** January 21, 1963 **College:** Washington '85  
**Acquired:** February 21, 1989, from Dallas, along with a second-round draft pick, in exchange for Herb Williams  
**Traded:** November 1, 1993, to Seattle in exchange for Derrick McKey and Gerald Paddio

YR	G	GS	MIN	3-POINT																			
				FGM-FGA	PCT	FGM-FGA	PCT	FTM-FTA	PCT	OR	DR	TR	AVG	AST	PF-DQ	ST	TO	BKS	PTS	AVG			
1988-89	32	12	1005	162-315	.514	5-9	.263	146-189	.772	70	159	229	7.2	93	102-0	29	77	10	475	14.8			
1989-90	78	18	2573	424-822	.516	17-48	.354	402-490	.820	149	471	620	7.9	247	271-6	59	180	16	1267	16.2			
1990-91	82	3	2632	432-831	.520	15-40	.375	441-539	.818	178	482	660	8.0	301	262-3	58	175	22	1320	16.1			
1991-92	80	4	2605	496-925	.536	23-71	.324	365-441	.828	202	568	770	9.6	312	286-4	62	191	37	1380	17.3			
1992-93	82	60	3098	517-1085	.476	8-52	.154	525-653	.804	210	570	780	9.5	493	305-3	79	243	27	1567	19.1			
NBA (5)				354	97	11913	2031-3978	.511	68-220	.309	1879-2312	.813	809	2250	3059	8.6	1446	1226-16	287	866	112	6009	17.0
PLAYOFF STATISTICS																							
1989-90	3	3	125	23-47	.489	0-3	.000	15-16	.938	5	17	22	7.3	5	13-0	2	10	1	61	20.3			
1990-91	5	0	179	27-57	.474	0-4	.000	25-30	.833	10	26	36	7.2	11	17-0	2	11	0	79	15.8			
1991-92	3	0	120	18-47	.383	2-4	.500	25-28	.893	12	27	39	13.0	7	10-0	2	7	1	63	21.0			
1992-93	4	4	165	25-54	.463	0-2	.000	28-36	.778	3	20	23	5.8	29	14-0	1	17	2	78	19.5			
NBA (4)				15	7	589	93-205	.454	2-13	.154	93-110	.845	30	90	120	8.0	52	54-0	7	45	4	281	18.7

**BRENT SCOTT (#55)**

**Height:** 6-10 **Weight:** 250 **Birthdate:** June 15, 1970 **College:** Rice '93  
**Signed:** September 27, 1996, as a free agent

YR	3-POINT																			
	G	GS	MIN	FGM-FGA	PCT	FGM-FGA	PCT	FTM-FTA	PCT	OR	DR	TR	AVG	AST	PF-DQ	ST	TO	BKS	PTS	AVG
1996-97	16	0	55	8-17	.471	0-0	---	3-6	.500	3	6	9	0.6	3	14-0	1	4	1	19	1.2

**BYRON SCOTT (#4)**

**Height:** 6-4 **Weight:** 200 **Birthdate:** March 28, 1961 **College:** Arizona State '83  
**Signed:** December 6, 1993, as a free agent  
**Drafted:** June 24, 1995, by Vancouver in expansion draft

YR	G	GS	MIN	3-POINT																
				FGM-FGA	PCT	FGM-FGA	PCT	FTM-FTA	PCT	OR	DR	TR	AVG	AST	PF-DQ	ST	TO	BKS	PTS	AVG
1993-94	67	2	1197	256-548	.467	27-74	.365	157-195	.805	19	91	110	1.6	133	80-0	62	103	9	696	10.4
1994-95	80	1	1528	265-583	.455	79-203	.389	193-227	.850	18	133	151	1.9	108	123-1	61	119	13	802	10.0
NBA (2)	147	3	2725	521-1131	.461	106-277	.383	350-422	.829	37	224	261	1.8	241	203-1	123	222	22	1498	10.2
PLAYOFF STATISTICS																				
1993-94	16	0	239	38-96	.396	9-19	.474	40-51	.784	10	23	33	2.1	20	22-0	12	25	2	125	7.8
1994-95	17	0	298	32-94	.340	9-34	.265	30-34	.882	5	20	25	1.5	16	30-0	10	22	1	103	6.1
NBA (2)	33	0	537	70-190	.368	18-53	.340	70-85	.824	15	43	58	1.8	36	52-0	22	47	3	228	6.9

**MALIK SEALY (#21)**

**Height:** 6-8 **Weight:** 190 **Birthdate:** February 1, 1970 **College:** St. John's (N.Y.) '92  
**Drafted:** First Round (14th pick) 1992

**Traded:** June 30, 1994, to L.A. Clippers, along with Pooh Richardson and the draft rights to Eric Piatkowski, in exchange for Mark Jackson and the draft rights to Greg Minor

3-POINT																				
YR	G	GS	MIN	FGM-FGA	PCT	FGM-FGA	PCT	FTM-FTA	PCT	OR	DR	TR	AVG	AST	PF-DQ	ST	TO	BKS	PTS	AVG
1992-93	58	2	672	136-319	.426	7-31	.226	51-74	.689	60	52	112	1.9	47	74-0	36	58	7	330	5.7
1993-94	43	5	623	111-274	.405	4-16	.250	59-87	.678	43	75	118	2.7	48	84-0	31	51	8	285	6.6
NBA (2)	101	7	1295	247-593	.417	11-47	.234	110-161	.683	103	127	230	2.3	95	158-0	67	109	15	615	6.1
PLAYOFF STATISTICS																				
1992-93	3	0	18	0-5	.000	0-1	.000	2-2	1.000	2	0	2	0.7	0	1-0	0	1	0	2	0.7

**JERRY SICHTING (#14)**

**Height:** 6-1<sup>1</sup>/<sub>2</sub> **Weight:** 180 **Birthdate:** November 29, 1956 **College:** Purdue '79  
**Signed:** October 9, 1980, as a free agent  
**Traded:** October 3, 1985, to Boston in exchange for two second-round draft picks

YR	G	GS	MIN	3-POINT					FTM-FTA	PCT	OR	DR	TR	AVG	AST	PF-DQ	ST	TO	BKS	PTS	AVG	
				FGM-FGA	PCT																	
1980-81	47	1	450	34-95	.358			0-5	.000	25-32	.781	11	32	43	0.9	70	38-0	23	28	1	93	2.0
1981-82	51	0	800	91-194	.469			1-9	.111	29-38	.763	14	41	55	1.1	117	63-0	33	42	1	212	4.2
1982-83	78	58	2435	316-661	.478			3-18	.167	92-107	.860	33	122	155	2.0	433	185-0	104	138	2	727	9.3
1983-84	80	80	2497	397-746	.532			6-20	.300	117-135	.867	44	127	171	2.1	457	179-0	90	144	8	917	11.5
1984-85	70	25	1808	325-624	.521			9-37	.243	112-128	.875	24	90	114	1.6	264	116-0	47	102	4	771	11.0
NBA (5)	326	164	7990	1163-2320	.501			19-89	.213	375-440	.852	126	412	538	1.7	1341	581-0	297	454	16	2720	8.3
PLAYOFF STATISTICS																						
1980-81	1	0	1	0-0	---			0-0	---	0-0	---	0	0	0	---	0	0-0	1	0	0	0	0.0

**DON SIDLE (#33)**

**Height:** 6-9 **Weight:** 215 **Birthdate:** June 21, 1946 **College:** Oklahoma '68  
**Acquired:** February 1, 1971, from Denver, along with Wayne Chapman, in exchange for John Barnhill and Art Becker  
**Traded:** December 1971, to Memphis in exchange for Larry Canon

YR	3-POINT																			
	G	GS	MIN	FGM-FGA	PCT	FGM-FGA	PCT	FTM-FTA	PCT	OR	DR	TR	AVG	AST	PF-DQ	ST	TO	BKS	PTS	AVG
1970-71	30	--	528	86-157	.548	2-4	.500	49-74	.662	73	74	147	4.9	31	66-1	---	33	---	223	7.4
1971-72	27	2	394	72-143	.503	0-1	.000	31-49	.633	44	51	95	3.5	10	39-0	---	20	---	175	6.5
ABA (2)	57	2	922	158-300	.527	2-5	.400	80-123	.650	117	125	242	4.2	41	105-1	---	53	---	398	7.0
PLAYOFF STATISTICS																				
1970-71	8	0	68	8-24	.333	0-1	.000	10-16	.625	20	10	30	3.8	4	8-0	---	2	---	26	3.3

1967-2010

**COURTNEY SIMS (#44)**

**Height:** 6-11    **Weight:** 245    **Birthdate:** October 21, 1983    **College:** Michigan '07  
**Signed:** October 1, 2007, as a free agent  
**Waived:** October 25, 2007  
**Signed:** October 29, 2007, as a free agent  
**Waived:** December 4, 2007  
**Signed:** December 12, 2007, as a free agent  
**Waived:** December 29, 2007

YR	G	GS	MIN	FGM-FGA	PCT	3-POINT		FTM-FTA	PCT	OR	DR	TR	AVG	AST	PF-DQ	ST	TO	BKS	PTS	AVG
						FGM-FGA	PCT													
2007-08	3	0	11		0-1 .000		0-0 ---		0-0 ---	1	1	2	0.7	1	2-0	0	0	0	0	0.0

**SCOTT SKILES (#3)**

**Height:** 6-1    **Weight:** 190    **Birthdate:** March 5, 1964    **College:** Michigan State '86  
**Acquired:** June 22, 1987, from Milwaukee in exchange for a second-round draft pick  
**Drafted:** June 15, 1989, by Orlando in expansion draft

YR	G	GS	MIN	FGM-FGA	PCT	3-POINT		FTM-FTA	PCT	OR	DR	TR	AVG	AST	PF-DQ	ST	TO	BKS	PTS	AVG
						FGM-FGA	PCT													
1987-88	51	2	760	86-209	.411	6-20	.300	45-54	.833	11	55	66	1.3	180	97-0	22	76	3	223	4.4
1988-89	80	13	1571	198-442	.448	20-75	.267	130-144	.903	21	128	149	1.9	390	151-1	64	177	2	546	6.8
NBA (2)	131	15	2331	284-651	.436	26-95	.274	175-198	.884	32	183	215	1.6	570	248-1	86	253	5	769	5.9

**JOSE SLAUGHTER (#21)**

**Height:** 6-5    **Weight:** 205    **Birthdate:** September 9, 1960    **College:** Portland '82  
**Drafted:** Second Round (43rd pick) 1982  
**Waived:** October 7, 1983

YR	G	GS	MIN	FGM-FGA	PCT	3-POINT		FTM-FTA	PCT	OR	DR	TR	AVG	AST	PF-DQ	ST	TO	BKS	PTS	AVG
						FGM-FGA	PCT													
1982-83	63	1	515	89-238	.374	9-41	.220	38-59	.644	34	34	68	1.1	52	93-0	36	42	7	225	3.6

**WILLIE SMITH (#8)**

**Height:** 6-2    **Weight:** 170    **Birthdate:** October 26, 1953    **College:** Missouri '76  
**Signed:** October 14, 1977, as a free agent  
**Waived:** October 20, 1977

YR	G	GS	MIN	FGM-FGA	PCT	3-POINT		FTM-FTA	PCT	OR	DR	TR	AVG	AST	PF-DQ	ST	TO	BKS	PTS	AVG
						FGM-FGA	PCT													
1977-78	1	0	7	0-0	---	---	---	0-0	---	0	0	0	---	1	1-0	0	0	0	0	0.0



**RIK SMITS (#24, #45)**

**Height:** 7-4      **Weight:** 250      **Birthdate:** August 23, 1966      **College:** Marist '88  
**Drafted:** First Round (2nd pick) 1988  
**Retired:** September 27, 2000

YR	G	GS	MIN	3-POINT			FTM-FTA	PCT	OR	DR	TR	AVG	AST	PF-DQ	ST	TO	BKS	PTS	AVG	
				FGM-FGA	PCT	PCT														
1988-89	82	71	2041	386-746	.517	0-1	.000	184-255	.722	185	315	500	6.1	70	310-14	37	130	151	956	11.7
1989-90	82	82	2044	515-967	.533	0-1	.000	241-297	.811	135	377	512	6.2	142	328-11	45	143	169	1271	15.5
1990-91	76	38	1690	342-705	.485	0-0	---	144-189	.762	116	241	357	4.7	84	246-3	24	86	111	828	10.9
1991-92	74	55	1772	436-855	.510	0-2	.000	152-193	.788	124	293	417	5.6	116	231-4	29	130	100	1024	13.8
1992-93	81	81	2072	494-1017	.486	0-0	---	167-228	.732	126	306	432	5.3	121	285-5	27	147	75	1155	14.3
1993-94	78	75	2113	493-923	.534	0-1	.000	238-300	.793	135	348	483	6.2	156	281-11	49	151	82	1224	15.7
1994-95	78	78	2381	558-1060	.526	0-2	.000	284-377	.753	192	409	601	7.7	111	278-6	40	189	79	1400	17.9
1995-96	63	63	1901	466-894	.521	1-5	.200	231-293	.788	119	314	433	6.9	110	226-5	21	160	45	1164	18.5
1996-97	52	52	1518	356-733	.486	2-8	.250	173-217	.797	105	256	361	6.9	67	175-3	22	126	59	887	17.1
1997-98	73	69	2085	514-1038	.495	0-3	.000	188-240	.783	127	378	505	6.9	101	243-9	40	134	88	1216	16.7
1998-99	49	49	1271	310-633	.490	0-2	.000	108-132	.818	73	202	275	5.6	52	159-1	18	75	52	728	14.9
1999-00	79	79	1852	431-890	.484	0-1	.000	156-211	.739	94	307	401	5.1	85	249-1	20	108	100	1018	12.9
NBA (12)	867	792	23100	5301-10461	.507	3-26	.115	2266-2932	.773	1531	3746	5277	6.1	1215	3011-73	372	1579	1111	12871	14.8
PLAYOFF STATISTICS																				
1989-90	3	3	96	14-28	.500	0-0	---	9-11	.818	4	12	16	5.3	3	12-0	2	5	4	37	12.3
1990-91	5	0	88	21-37	.568	0-0	---	7-8	.875	4	14	18	3.6	2	23-1	1	5	7	49	9.8
1991-92	3	1	28	4-11	.364	0-0	---	2-2	1.000	3	3	6	2.0	0	7-0	2	3	1	10	3.3
1992-93	4	4	143	37-64	.578	0-1	.000	16-22	.727	13	19	32	8.0	7	18-1	5	8	4	90	22.5
1993-94	16	16	450	103-218	.472	0-0	---	50-62	.806	23	61	84	5.3	31	64-1	10	43	9	256	16.0
1994-95	17	17	546	127-232	.547	1-1	1.000	86-107	.804	32	87	119	7.0	34	73-2	5	34	14	341	20.1
1995-96	5	5	166	42-77	.545	0-0	---	11-14	.786	13	24	37	7.4	8	20-1	2	14	2	95	19.0
1997-98	16	16	476	105-209	.502	0-1	.000	55-64	.859	17	68	85	5.3	20	67-3	8	21	14	265	16.6
1998-99	13	13	293	67-147	.456	0-0	---	19-20	.950	16	49	65	5.0	9	51-3	6	25	15	153	11.8
1999-00	22	21	461	103-207	.498	0-1	.000	35-40	.875	24	54	78	3.5	21	84-1	10	27	20	241	11.0
NBA (10)	104	96	2747	623-1230	.507	1-4	.250	290-350	.829	149	391	540	5.2	135	419-13	51	185	90	1537	14.8

**RICKY SOBERS (#14)**

**Height:** 6-3      **Weight:** 198      **Birthdate:** January 15, 1953      **College:** UNLV '75  
**Acquired:** September 6, 1977, from Phoenix in exchange for Don Buse  
**Traded:** August 28, 1979, to Chicago as compensation for signing Mickey Johnson

YR	G	GS	MIN	3-POINT			FTM-FTA	PCT	OR	DR	TR	AVG	AST	PF-DQ	ST	TO	BKS	PTS	AVG
				FGM-FGA	PCT	FGM-FGA													
1977-78	79	79	3019	553-1221	.453	---	330-400	.825	92	235	327	4.1	584	308-10	170	352	23	1436	18.2
1978-79	81	81	2825	553-1194	.463	---	298-338	.882	118	183	301	3.7	450	315-8	138	304	23	1404	17.3
<b>NBA (2)</b>	<b>160</b>	<b>160</b>	<b>5844</b>	<b>1106-2415</b>	<b>.458</b>	<b>---</b>	<b>628-738</b>	<b>.851</b>	<b>210</b>	<b>418</b>	<b>628</b>	<b>3.9</b>	<b>1034</b>	<b>623-18</b>	<b>308</b>	<b>656</b>	<b>46</b>	<b>2840</b>	<b>17.8</b>

**KEVIN STACOM (#27)**

**Height:** 6-3      **Weight:** 185      **Birthdate:** September 4, 1951      **College:** Providence '74  
**Signed:** August 7, 1978, as a free agent; Boston compensated with a third-round draft pick  
**Traded:** February 9, 1979, to Boston in exchange for cash

YR	G	GS	MIN	3-POINT			FTM-FTA	PCT	OR	DR	TR	AVG	AST	PF-DQ	ST	TO	BKS	PTS	AVG
				FGM-FGA	PCT	FGM-FGA													
1978-79	44	0	571	76-209	.364	---	31-41	.756	20	41	61	1.4	77	29-0	14	43	1	183	4.2

**TERENCE STANSBURY (#43)**

**Height:** 6-5      **Weight:** 175      **Birthdate:** February 27, 1961      **College:** Temple '84  
**Acquired:** October 22, 1984, from Dallas, along with Bill Garnett, in exchange for a first-round draft pick  
**Traded:** October 2, 1986, to Seattle, along with Russ Schoene, in exchange for John Long and future considerations

YR	G	GS	MIN	3-POINT			FTM-FTA	PCT	OR	DR	TR	AVG	AST	PF-DQ	ST	TO	BKS	PTS	AVG	
				FGM-FGA	PCT	FGM-FGA														
1984-85	74	14	1278	210-458	.459	4-25	.160	102-126	.810	39	75	114	1.5	127	205-2	47	80	12	526	7.1
1985-86	74	17	1331	191-441	.433	9-53	.170	107-132	.811	29	110	139	1.9	206	200-2	59	139	8	498	6.7
NBA (2)	148	31	2609	401-899	.446	13-78	.167	209-258	.810	68	185	253	1.7	333	405-4	106	219	20	1024	6.9

1967-2010

**EVERETTE STEPHENS (#21)**

**Height:** 6-2 **Weight:** 175 **Birthdate:** October 21, 1966 **College:** Purdue '88  
**Acquired:** October 3, 1988, from Philadelphia in exchange for Ron Anderson  
**Waived:** October 31, 1989

YR	G	GS	MIN	3-POINT			FTM-FTA	PCT	OR	DR	TR	AVG	AST	PF-DQ	ST	TO	BKS	PTS	AVG	
				FGM-FGA	PCT	FGM-FGA														
1988-89	35	0	209	23-72	.319	2-10	.200	17-22	.773	11	12	23	0.7	37	22-0	9	29	4	65	1.9

**BROOK STEPPE (#11)**

**Height:** 6-5 **Weight:** 190 **Birthdate:** November 7, 1959 **College:** Georgia Tech '82  
**Acquired:** September 17, 1983, from Kansas City in exchange for a second-round draft pick  
**Waived:** October 15, 1984

YR	G	GS	MIN	3-POINT			FTM-FTA	PCT	OR	DR	TR	AVG	AST	PF-DQ	ST	TO	BKS	PTS	AVG	
				FGM-FGA	PCT	FGM-FGA														
1983-84	61	13	857	148-314	.471	0-3	.000	134-161	.832	43	79	122	2.0	79	93-0	34	83	6	430	7.0

**STEVE STIPANOVICH (#40)**

**Height:** 7-0 **Weight:** 245 **Birthdate:** November 17, 1960 **College:** Missouri '83  
**Drafted:** First Round (2nd pick) 1983  
**Retired:** September 28, 1989

YR	G	GS	MIN	3-POINT			FTM-FTA	PCT	OR	DR	TR	AVG	AST	PF-DQ	ST	TO	BKS	PTS	AVG	
				FGM-FGA	PCT	FGM-FGA														
1983-84	81	73	2426	392-816	.480	3-16	.188	183-243	.753	116	446	562	6.9	170	303-4	73	161	67	970	12.0
1984-85	82	66	2315	414-871	.475	1-11	.091	297-372	.798	141	473	614	7.5	199	265-4	71	184	78	1126	13.7
1985-86	79	65	2397	416-885	.470	2-10	.200	242-315	.768	173	450	623	7.9	206	261-1	75	146	69	1076	13.6
1986-87	81	81	2761	382-760	.503	1-4	.250	307-367	.837	184	486	670	8.3	180	304-9	106	130	97	1072	13.2
1987-88	80	80	2692	411-828	.496	3-15	.200	254-314	.809	157	505	662	8.3	183	302-8	90	156	69	1079	13.5
NBA (5)	403	365	12591	2015-4160	.484	10-56	.179	1283-1611	.796	771	2360	3131	7.8	938	1435-26	415	777	380	5323	13.2

**PLAYOFF STATISTICS**

1986-87	4	4	149	21-38	.553	0-1	.000		13-19	.684	7	23	30	7.5	3	14-0	3	4	2	55	13.8
---------	---	---	-----	-------	------	-----	------	--	-------	------	---	----	----	-----	---	------	---	---	---	----	------

**PEJA STOJAKOVIC (#16)**

**Height:** 6-10 **Weight:** 229 **Birthdate:** June 9, 1977 **Foreign Province:** Serbia & Montenegro  
**Acquired:** January 25, 2006, from Sacramento in exchange for Ron Artest  
**Traded:** July 12, 2006, to New Orleans/Oklahoma City, along with cash in exchange for the rights to Andrew Betts, the Hornets' 1998 second-round draft pick

YR	G	GS	MIN	3-POINT			FTM-FTA	PCT	OR	DR	TR	AVG	AST	PF-DQ	ST	TO	BKS	PTS	AVG	
				FGM-FGA	PCT	FGM-FGA														
2005-06	40	40	1454	274-594	.461	91-225	.404	140-155	.903	45	205	250	6.3	68	89-0	26	52	8	779	19.5
PLAYOFF STATISTICS																				
2005-06	2	2	51	8-18	.444	0-3	.000	6-7	.857	0	9	9	4.5	4	4-0	1	1	1	22	11.0

**ERICK STRICKLAND (#21)**

**Height:** 6-3 **Weight:** 210 **Birthdate:** November 25, 1973 **College:** Nebraska '96  
**Signed:** September 11, 2002, as a free agent

YR	G	GS	MIN	3-POINT			FTM-FTA	PCT	OR	DR	TR	AVG	AST	PF-DQ	ST	TO	BKS	PTS	AVG	
				FGM-FGA	PCT	FGM-FGA														
2002-03	71	10	1275	163-380	.429	62-160	.388	70-87	.805	23	122	145	2.0	209	111-0	38	98	7	458	6.5
PLAYOFF STATISTICS																				
2002-03	5	0	42	6-14	.429	1-5	.200	8-10	.800	3	4	7	1.4	8	4-0	1	1	0	21	4.2

**MARK STRICKLAND (#21)**

**Height:** 6-10 **Weight:** 210 **Birthdate:** July 14, 1970 **College:** Temple '92  
**Signed:** March 4, 1995, as a free agent

YR	G	GS	MIN	3-POINT			FTM-FTA	PCT	OR	DR	TR	AVG	AST	PF-DQ	ST	TO	BKS	PTS	AVG		
				FGM-FGA	PCT	FGM-FGA															
1994-95	4	0	9	1-3	.333	0-0	---		1-2	.500	2	2	4	1.0	0	0-0	0	1	1	3	0.8

**BRUNO SUNDON (#40)**

**Height:** 7-2 **Weight:** 239 **Birthdate:** February 10, 1980 **Foreign Province:** Croatia  
**Signed:** September 30, 2000, as a free agent

YR	G	GS	MIN	3-POINT			FTM-FTA	PCT	OR	DR	TR	AVG	AST	PF-DQ	ST	TO	BKS	PTS	AVG	
				FGM-FGA	PCT	FGM-FGA														
2000-01	11	4	120	20-41	.488	0-4	.000	3-5	.600	4	19	23	2.1	2	21-1	2	3	4	43	3.9
2001-02	22	0	88	16-40	.400	0-1	.000	0-2	.000	7	14	21	1.0	3	16-0	3	4	3	32	1.5
NBA (2)	33	4	208	36-81	.444	0-5	.000	3-7	.429	11	33	44	1.3	5	37-1	5	7	7	75	2.3
PLAYOFF STATISTICS																				
2001-02	1	0		1-1	1.000	0-0	---	0-0	---	0	0	0	0.0	0	0-0	0	0	0	2	2.0

**ZAN TABAK (#55)**

**Height:** 7-0 **Weight:** 257 **Birthdate:** June 15, 1970 **Foreign Province:** Croatia  
**Signed:** September 30, 1999, as a free agent

YR	G	GS	MIN	3-POINT			FTM-FTA	PCT	OR	DR	TR	AVG	AST	PF-DQ	ST	TO	BKS	PTS	AVG	
				FGM-FGA	PCT	PCT														
1999-00	18	0	114	16-34	.471	0-0	---	5-8	.625	16	16	32	1.8	4	13-0	3	11	9	37	2.1
2000-01	55	14	777	98-186	.527	0-0	---	20-47	.426	65	148	213	3.9	33	125-0	10	57	30	216	3.9
NBA (2)	73	14	891	114-220	.518	0-0	---	25-55	.455	81	164	245	3.4	37	138-0	13	68	39	253	3.5
PLAYOFF STATISTICS																				
1999-00	10	0	47	4-8	.500	0-0	---	4-4	1.000	4	12	16	1.6	0	10-0	0	1	2	12	1.2
2000-01	2	2	10	0-4	.000	0-0	---	1-2	.500	3	0	3	1.5	0	2-0	0	0	0	1	0.5
NBA (2)	12	2	57	4-12	.333	0-0	---	5-6	.833	7	12	19	1.6	0	12-0	0	1	2	13	1.1

**EARL TATUM (#43)**

**Height:** 6-4<sup>1/2</sup> **Weight:** 185 **Birthdate:** July 26, 1953 **College:** Marquette '76  
**Acquired:** December 13, 1977, from L.A. Lakers, along with James Edwards and cash, in exchange for Adrian Dantley and Dave Robisch  
**Traded:** July 19, 1978, to Boston in exchange for a first-round draft pick and cash

YR	G	GS	MIN	3-POINT			FTM-FTA	PCT	OR	DR	TR	AVG	AST	PF-DQ	ST	TO	BKS	PTS	AVG	
				FGM-FGA	PCT	FGM-FGA														
1977-78	57	40	1859	357-773	.462	---	---	108-137	.788	56	149	205	3.6	226	172-4	103	131	30	822	14.4

**TOM THACKER (#44)**

**Height:** 6-3 **Weight:** 180 **Birthdate:** November 2, 1941 **College:** Cincinnati '63  
**Signed:** 1968 as a free agent

YR	G	GS	MIN	3-POINT			FTM-FTA	PCT	OR	DR	TR	AVG	AST	PF-DQ	ST	TO	BKS	PTS	AVG	
				FGM-FGA	PCT	FGM-FGA														
1968-69	18	1	346	40-117	.342	0-2	.000	18-31	.581	34	33	67	3.7	52	51-0	---	26	---	98	5.4
1969-70	70	--	1016	70-212	.330	10-39	.256	38-69	.551	91	120	211	3.0	185	177-2	---	115	---	188	2.7
1970-71	8	--	92	6-17	.353	0-3	.000	1-1	1.000	5	17	22	2.8	7	18-0	---	8	---	13	1.6
ABA (3)	96	1	1454	116-346	.335	10-44	.227	57-101	.564	130	170	300	3.1	244	246-2	---	149	---	299	3.1
PLAYOFF STATISTICS																				
1968-69	16	12	391	36-117	.308	0-5	.000	28-47	.596	---	---	77	4.8	69	53-1	---	33	---	100	6.3
1969-70	14	0	187	12-38	.316	3-11	.273	6-11	.545	16	32	48	3.4	36	37-0	---	20	---	33	2.4
ABA (2)	30	12	578	48-155	.310	3-16	.188	34-58	.586	16	32	125	4.2	105	90-1	---	53	---	133	4.4

**JIM THOMAS (#6, #19)**

**Height:** 6-4 **Weight:** 195 **Birthdate:** October 19, 1960 **College:** Indiana '83  
**Drafted:** Second Round (40th pick) 1983  
**Waived:** October 24, 1985

YR	G	GS	MIN	3-POINT			FTM-FTA	PCT	OR	DR	TR	AVG	AST	PF-DQ	ST	TO	BKS	PTS	AVG	
				FGM-FGA	PCT	FGM-FGA														
1983-84	72	15	1219	187-403	.464	1-11	.091	80-110	.727	59	90	149	2.1	130	115-1	60	69	6	455	6.3
1984-85	80	52	2059	347-726	.478	8-42	.190	183-234	.782	74	187	261	3.3	234	195-2	76	131	5	885	11.1
NBA (2)	152	67	3278	534-1129	.473	9-53	.170	263-344	.765	133	277	410	2.7	364	310-3	136	200	11	1340	8.8

1967-2010

**JACK THOMPSON (#44)**

**Height:** 6-1 **Weight:** 185 **Birthdate:** March 26, 1946 **College:** South Carolina '68  
**Drafted:** Sixth Round 1968

YR	3-POINT																			
	G	GS	MIN	FGM-FGA	PCT	FGM-FGA	PCT	FTM-FTA	PCT	OR	DR	TR	AVG	AST	PF-DQ	ST	TO	BKS	PTS	AVG
1968-69	2	0	5	1-3	.333	0-1	.000	0-0	---	1	0	1	0.5	2	0-0	---	2	---	2	1.0

**LASALLE THOMPSON (#41)**

**Height:** 6-10 **Weight:** 253 **Birthdate:** June 23, 1961 **College:** Texas '83  
**Acquired:** February 20, 1989, from Sacramento, along with Randy Wittman, in exchange for Wayman Tisdale and a second-round draft pick  
**Acquired:** February 20, 1997, from Denver, along with Mark Jackson, in exchange for Vincent Askew, Eddie Johnson and Indiana's 1997 and 1998 second-round draft picks

YR	G	GS	MIN	3-POINT			FTM-FTA	PCT	OR	DR	TR	AVG	AST	PF-DQ	ST	TO	BKS	PTS	AVG	
				FGM-FGA	PCT	FGM-FGA														
1988-89	33	29	1053	169-314	.538	0-0	---	75-93	.806	104	222	326	9.9	37	132-6	33	62	39	413	12.5
1989-90	82	60	2126	223-471	.473	1-5	.200	107-134	.799	175	455	630	7.7	106	313-11	65	150	71	554	6.8
1990-91	82	77	1946	276-565	.488	1-5	.200	72-104	.692	154	409	563	6.9	147	265-4	63	168	63	625	7.6
1991-92	80	49	1299	168-359	.468	0-2	.000	58-71	.817	98	283	381	4.8	102	207-0	52	98	34	394	4.9
1992-93	63	0	730	104-213	.488	0-1	.000	29-39	.744	55	123	178	2.8	34	137-0	29	47	24	237	3.8
1993-94	30	1	282	27-77	.351	0-0	---	16-30	.533	26	49	75	2.5	16	59-1	10	23	8	70	2.3
1994-95	38	3	453	49-118	.415	0-0	---	14-16	.875	28	61	89	2.3	18	76-0	18	33	10	112	2.9
1996-97	9	0	35	0-3	.000	0-0	---	3-4	.750	2	6	8	0.9	2	7-0	0	2	0	3	0.3
NBA (8)	417	219	7924	1016-2120	.479	2-13	.154	374-491	.762	642	1608	2250	5.4	462	1196-22	270	583	249	2408	5.8
PLAYOFF STATISTICS																				
1989-90	3	0	54	7-15	.467	0-0	---	4-4	1.000	6	9	15	5.0	2	13-0	0	7	1	18	6.0
1990-91	5	5	126	19-39	.487	0-0	---	7-7	1.000	6	25	31	6.2	8	15-0	4	10	7	45	9.0
1991-92	3	3	63	7-11	.636	0-0	---	2-2	1.000	2	11	13	4.3	4	11-0	1	3	4	16	5.3
1992-93	4	0	73	5-15	.333	0-0	---	5-6	.833	7	7	14	3.5	3	9-0	3	4	2	15	3.8
1993-94	7	0	39	4-11	.364	0-0	---	2-3	.667	3	7	10	1.4	5	9-0	3	4	1	10	1.4
NBA (5)	22	8	355	42-91	.462	0-0	---	20-22	.909	24	59	83	3.8	22	57-0	11	28	15	104	4.7

**JAMAAL TINSLEY (#11)**

**Height:** 6-3 **Weight:** 195 **Birthdate:** February 28, 1978 **College:** Iowa State '01  
**Acquired:** July 19, 2001, from Atlanta in exchange for a future first-round draft pick  
**Waived:** July 22, 2009

YR	3-POINT																			
	G	GS	MIN	FGM-FGA	PCT	FGM-FGA	PCT	FTM-FTA	PCT	OR	DR	TR	AVG	AST	PF-DQ	ST	TO	BKS	PTS	AVG
2001-02	80	78	2442	289-760	.380	42-175	.240	131-186	.704	78	220	298	3.7	647	248-9	138	270	40	751	9.4
2002-03	73	69	2237	220-556	.396	46-166	.277	80-112	.714	58	202	260	3.6	548	201-2	125	192	18	566	7.8
2003-04	52	43	1378	153-370	.414	77-207	.372	49-67	.731	28	108	136	2.6	303	132-2	84	110	17	432	8.3
2004-05	40	40	1301	218-522	.418	58-156	.372	122-164	.744	26	134	160	4.0	257	112-3	81	134	12	616	15.4
2005-06	42	27	1122	158-386	.409	16-70	.229	58-91	.637	35	98	133	3.2	211	96-2	49	109	6	390	9.3
2006-07	72	72	2243	346-889	.389	61-193	.316	172-239	.720	60	180	240	3.3	494	190-3	117	200	25	925	12.8
2007-08	39	36	1293	176-463	.380	40-141	.284	72-100	.720	24	117	141	3.6	326	97-0	66	130	10	464	11.9
2008-09	DID NOT PLAY																			
NBA (8)	398	365	12016	1560-3946	.395	340-1108	.307	684-959	.713	309	1059	1368	3.4	2786	1076-21	660	1145	128	4144	10.4
PLAYOFF STATISTICS																				
2001-02	5	5	88	8-19	.421	0-1	.000	2-3	.667	2	8	10	2.0	25	12-0	2	12	0	18	3.6
2002-03	6	6	185	20-35	.571	8-13	.615	3-6	.500	6	12	18	3.0	39	20-0	4	8	0	51	8.5
2003-04	16	16	422	49-123	.398	16-54	.296	15-16	.938	6	40	46	2.9	80	56-2	28	31	3	129	8.1
2004-05	9	9	247	32-89	.360	2-18	.111	12-21	.571	6	24	30	3.3	51	31-0	14	27	3	78	8.7
2005-06	1	0	7	1-3	.333	0-2	.000	0-0	---	0	0	0	0.0	1	1-0	1	1	0	2	2.0
NBA (5)	37	36	949	110-269	.409	26-88	.295	32-46	.696	20	84	104	2.8	196	120-2	49	79	6	278	7.5

**WAYMAN TISDALE (#23)**

**Height:** 6-8      **Weight:** 250      **Birthdate:** June 9, 1964      **College:** Oklahoma '86  
**Drafted:** First Round (2nd pick) 1985  
**Traded:** February 20, 1989, to Sacramento, along with a second-round draft pick, in exchange for LaSalle Thompson and Randy Wittman

YR	G	GS	MIN	3-POINT																
				FGM-FGA	PCT	FGM-FGA	PCT	FTM-FTA	PCT	OR	DR	TR	AVG	AST	PF-DQ	ST	TO	BKS	PTS	AVG
1985-86	81	60	2277	516-1002	.515	0-2	.000	160-234	.684	191	393	584	7.2	79	290-3	32	188	44	1192	14.7
1986-87	81	15	2159	458-892	.513	0-2	.000	258-364	.709	217	258	475	5.9	117	293-9	50	139	26	1174	14.5
1987-88	79	57	2358	511-998	.512	0-2	.000	246-314	.783	168	323	491	6.2	103	274-5	54	145	34	1268	16.1
1988-89	48	5	1326	285-564	.505	0-4	.000	198-250	.792	99	211	310	6.5	75	181-5	35	107	32	768	16.0
NBA (4)	289	137	8140	1770-3456	.512	0-10	.000	862-1162	.742	675	1185	1860	6.4	374	1038-22	171	579	136	4402	15.2
PLAYOFF STATISTICS																				
1986-87	4	0	108	19-31	.613	0-0	---	13-23	.565	5	11	16	4.0	9	17-1	1	5	0	51	12.8

**SEDRIC TONEY (#11)**

**Height:** 6-2      **Weight:** 178      **Birthdate:** April 13, 1962      **College:** Dayton '85  
**Signed:** February 2, 1989, as a free agent  
**Waived:** February 12, 1989

YR	3-POINT																			AST	PF-DQ	ST	TO	BKS	PTS	AVG
	G	GS	MIN	FGM-FGA	PCT	FGM-FGA	PCT	FTM-FTA	PCT	OR	DR	TR	AVG													
1988-89	2	0	9	1-5	.200	0-3	.000	0-1	.000	1	1	2	1.0													

**RAYMOND TOWNSEND (#11)**

**Height:** 6-3      **Weight:** 185      **Birthdate:** December 20, 1955      **College:** UCLA '78  
**Signed:** October 21, 1981, as a free agent  
**Waived:** December 22, 1981  
**Signed:** December 25, 1981, as a free agent  
**Waived:** January 4, 1982

YR	3-POINT																			
	G	GS	MIN	FGM-FGA	PCT	FGM-FGA	PCT	FTM-FTA	PCT	OR	DR	TR	AVG	AST	PF-DQ	ST	TO	BKS	PTS	AVG
1981-82	14	0	95	11-41	.268	2-9	.222	11-20	.550	2	11	13	0.9	10	18-0	3	6	0	35	2.5

## PETER VERHOEVEN (#50)

**Height:** 6-9      **Weight:** 215      **Birthdate:** February 15, 1959      **College:** Fresno State '81  
**Signed:** December 29, 1986, as a free agent  
**Waived:** January 10, 1987

YR	G	GS	MIN	FGM-FGA	PCT	3-POINT FGM-FGA	PCT	FTM-FTA	PCT	OR	DR	TR	AVG	AST	PF-DQ	ST	TO	BKS	PTS	AVG
1986-87	5	0	44	5-14	.357	0-0	---	0-0	---	2	5	7	1.4	2	11-1	2	0	1	10	2.0

**PHIL WAGNER (#11)**

**Height:** 6-2      **Weight:** 190      **Birthdate:** December 18, 1945      **College:** Georgia Tech '68  
**Drafted:** Fifth Round 1968  
**Waived:** November 27, 1968

YR	3-POINT																			
	G	GS	MIN	FGM-FGA	PCT	FGM-FGA	PCT	FTM-FTA	PCT	OR	DR	TR	AVG	AST	PF-DQ	ST	TO	BKS	PTS	AVG
1968-69	12	4	180	11-41	.268	1-4	.250	13-17	.765	8	15	23	1.9	14	28-0	---	18	---	36	3.0

### GRANVILLE WAITERS (#31)

**Height:** 6-11      **Weight:** 220      **Birthdate:** January 8, 1961      **College:** Ohio State '83  
**Acquired:** August 18, 1983, from Portland in exchange for a second-round draft pick  
**Traded:** August 1, 1985, to Houston in exchange for a third-round draft pick

3-POINT																				
YR	G	GS	MIN	FGM-FGA	PCT	FGM-FGA	PCT	FTM-FTA	PCT	OR	DR	TR	AVG	AST	PF-DQ	ST	TO	BKS	PTS	AVG
1983-84	78	8	1040	123-238	.517	0-1	.000	31-51	.608	64	163	227	2.9	60	164-2	24	65	85	277	3.6
1984-85	62	5	703	85-190	.447	0-1	.000	29-50	.580	57	113	170	2.7	30	107-2	16	55	44	199	3.2
NBA (2)	140	13	1743	208-428	.486	0-2	.000	60-101	.594	121	276	397	2.8	90	271-4	40	120	129	476	3.4

1967-2010

**SAMAKI WALKER (#52)**

**Height:** 6-9    **Weight:** 250    **Birthdate:** February 25, 1976    **College:** Louisville '96  
**Signed:** September 29, 2005, as a free agent  
**Waived:** January 4, 2006

YR	G	GS	MIN	FGM-FGA		3-POINT FGM-FGA		FTM-FTA		OR	DR	TR	AVG	AST	PF-DQ	ST	TO	BKS	PTS	AVG
				PCT	PCT	PCT	PCT	PCT	PCT											
2005-06	7	0	22		0-2 .000		0-0 ---		2-2 1.000	0	3	3	0.4	0	7-0	0	2	1	2	0.3

**BRYAN WARRICK (#21)**

**Height:** 6-5    **Weight:** 195    **Birthdate:** July 22, 1959    **College:** St. Joseph's (Pa.) '82  
**Signed:** February 13, 1986, as a free agent

YR	G	GS	MIN	FGM-FGA		3-POINT FGM-FGA		FTM-FTA		OR	DR	TR	AVG	AST	PF-DQ	ST	TO	BKS	PTS	AVG
				PCT	PCT	PCT	PCT	PCT	PCT											
1985-86	31	5	658		81-172 .471		2-10 .200		53-67 .791	10	56	66	2.1	109	76-0	25	48	2	217	7.0

**EARL WATSON (#2)**

**Height:** 6-1    **Weight:** 185    **Birthdate:** June 12, 1979    **College:** UCLA '01  
**Signed:** July 28, 2009, as a free agent

YR	G	GS	MIN	FGM-FGA		3-POINT FGM-FGA		FTM-FTA		OR	DR	TR	AVG	AST	PF-DQ	ST	TO	BKS	PTS	AVG
				PCT	PCT	PCT	PCT	PCT	PCT											
2009-10	79	52	2322		223-524 .426		53-184 .288		120-169 .710	54	186	240	3.0	399	181-0	104	175	16	619	7.8

**MARK WEST (#41)**

**Height:** 6-10    **Weight:** 246    **Birthdate:** November 5, 1960    **College:** Old Dominion '83  
**Signed:** September 8, 1997, as a free agent

YR	G	GS	MIN	FGM-FGA		3-POINT FGM-FGA		FTM-FTA		OR	DR	TR	AVG	AST	PF-DQ	ST	TO	BKS	PTS	AVG
				PCT	PCT	PCT	PCT	PCT	PCT											
1997-98	15	1	105		10-21 .476		0-0 ---		3-6 .500	6	9	15	1.0	2	15-0	2	8	4	23	1.5
<b>PLAYOFF STATISTICS</b>																				
1997-98	4	0	11		1-2 .500		0-0 ---		1-3 .333	1	0	1	0.3	0	4-0	0	0	0	3	0.8

**CLINTON WHEELER (#5)**

**Height:** 6-1    **Weight:** 185    **Birthdate:** October 27, 1959    **College:** William Paterson '81  
**Signed:** October 1987, as a free agent  
**Drafted:** June 23, 1988, by Charlotte in expansion draft

YR	G	GS	MIN	FGM-FGA		3-POINT FGM-FGA		FTM-FTA		OR	DR	TR	AVG	AST	PF-DQ	ST	TO	BKS	PTS	AVG
				PCT	PCT	PCT	PCT	PCT	PCT											
1987-88	59	0	513		62-132 .470		0-0 ---		25-34 .735	19	21	40	0.7	103	37-0	36	52	2	149	2.5

**HERB WILLIAMS (#32)**

**Height:** 6-11    **Weight:** 240    **Birthdate:** February 16, 1959    **College:** Ohio State '81  
**Drafted:** First Round (14th pick) 1981  
**Traded:** February 21, 1989, to Dallas in exchange for Detlef Schrempf and a second-round draft pick

YR	G	GS	MIN	FGM-FGA		3-POINT FGM-FGA		FTM-FTA		OR	DR	TR	AVG	AST	PF-DQ	ST	TO	BKS	PTS	AVG
				PCT	PCT	PCT	PCT	PCT	PCT											
1981-82	82	75	2277		407-854 .477		2-7 .286		126-188 .670	175	430	605	7.4	139	200-0	53	137	178	942	11.5
1982-83	78	74	2513		580-1163 .499		0-7 .000		155-220 .705	151	432	583	7.5	262	230-4	54	229	171	1315	16.9
1983-84	69	53	2279		411-860 .478		0-4 .000		207-295 .702	154	400	554	8.0	215	193-4	60	207	108	1029	14.9
1984-85	75	70	2557		575-1211 .475		1-9 .111		224-341 .657	154	480	634	8.5	252	218-1	54	265	134	1375	18.3
1985-86	78	74	2770		627-1275 .492		1-12 .083		294-403 .730	172	538	710	9.1	174	244-2	50	210	184	1549	19.9
1986-87	74	67	2526		451-939 .480		0-9 .000		199-269 .740	143	400	543	7.3	174	255-9	59	145	93	1101	14.9
1987-88	75	37	1966		311-732 .425		0-6 .000		126-171 .737	116	353	469	6.3	98	244-1	37	119	146	748	10.0
1988-89	46	46	1567		244-542 .450		0-3 .000		90-126 .714	87	309	396	8.6	88	156-3	31	108	80	578	12.6
<b>NBA (8)</b>	<b>577</b>	<b>496</b>	<b>18455</b>		<b>3606-7576 .476</b>		<b>4-57 .070</b>		<b>1421-2013 .706</b>	<b>1152</b>	<b>3342</b>	<b>4494</b>	<b>7.8</b>	<b>1402</b>	<b>1740-24</b>	<b>398</b>	<b>1420</b>	<b>1094</b>	<b>8637</b>	<b>15.0</b>
<b>PLAYOFF STATISTICS</b>																				
1986-87	4	4	134		20-34 .588		0-0 ---		7-13 .538	3	17	20	5.0	7	12-0	0	11	1	47	11.8

**JOHN WILLIAMS (#24)**

**Height:** 6-9 **Weight:** 300 **Birthdate:** October 26, 1966 **College:** Louisiana State '88  
**Signed:** October 7, 1994, as a free agent  
**Waived:** March 4, 1995

YR	G	GS	MIN	3-POINT		FGM-FGA	PCT	FTM-FTA	PCT	OR	DR	TR	AVG	AST	PF-DQ	ST	TO	BKS	PTS	AVG
				FGM-FGA	PCT															
1994-95	34	0	402	41-115	.357	4-12	.333	14-25	.560	23	39	62	1.8	27	48-0	10	35	2	100	2.9

**KENNY WILLIAMS (#44)**

**Height:** 6-9 **Weight:** 205 **Birthdate:** June 9, 1969 **College:** Elizabeth City State '92  
**Drafted:** Second Round (46th pick) 1990

YR	G	GS	MIN	3-POINT		FGM-FGA	PCT	FTM-FTA	PCT	OR	DR	TR	AVG	AST	PF-DQ	ST	TO	BKS	PTS	AVG
				FGM-FGA	PCT															
1990-91	75	0	527	93-179	.520	0-3	.000	34-50	.680	56	75	131	1.7	31	81-0	11	41	31	220	2.9
1991-92	60	6	565	113-218	.518	0-4	.000	26-43	.605	64	65	129	2.2	40	99-0	20	22	41	252	4.2
1992-93	57	0	844	150-282	.532	0-3	.000	48-68	.706	102	126	228	4.0	38	87-1	21	28	45	348	6.1
1993-94	68	1	982	191-391	.488	0-4	.000	45-64	.703	93	112	205	3.0	52	99-0	24	45	49	427	6.3
NBA (4)	260	7	2918	547-1070	.511	0-14	.000	153-225	.680	315	378	693	2.7	161	366-1	76	136	166	1247	4.8

**PLAYOFF STATISTICS**

YR	G	GS	MIN	3-POINT		FGM-FGA	PCT	FTM-FTA	PCT	OR	DR	TR	AVG	AST	PF-DQ	ST	TO	BKS	PTS	AVG
				FGM-FGA	PCT															
1990-91	2	0	2	0-0	---	0-0	---	0-2	.000	0	0	0	---	0	1-0	0	0	0	0	0.0
1991-92	1	0	1	0-0	---	0-0	---	0-0	---	0	0	0	---	0	0-0	1	0	0	0	0.0
1992-93	2	0	11	1-1	1.000	0-0	---	0-2	.000	0	0	0	---	2	1-0	0	1	2	2	1.0
1993-94	12	0	91	9-25	.360	0-0	---	2-2	1.000	6	11	17	1.4	5	18-0	5	5	3	20	1.7
NBA (4)	17	0	105	10-26	.385	0-0	---	2-6	.333	6	11	17	1.0	7	20-0	6	6	5	22	1.3

**MICHAEL WILLIAMS (#4)**

**Height:** 6-2 **Weight:** 175 **Birthdate:** July 23, 1966 **College:** Baylor '88  
**Signed:** August 7, 1990, as a free agent  
**Traded:** September 8, 1992, to Minnesota, along with Chuck Person, in exchange for Sam Mitchell and Pooh Richardson

YR	G	GS	MIN	3-POINT		FGM-FGA	PCT	FTM-FTA	PCT	OR	DR	TR	AVG	AST	PF-DQ	ST	TO	BKS	PTS	AVG
				FGM-FGA	PCT															
1990-91	73	37	1706	261-523	.499	1-7	.143	290-330	.879	49	127	176	2.4	348	202-1	150	150	17	813	11.1
1991-92	79	76	2750	404-824	.490	8-33	.242	372-427	.871	73	209	282	3.6	647	262-7	233	240	22	1188	15.0
NBA (2)	152	113	4456	665-1347	.494	9-40	.225	662-757	.875	122	336	458	3.0	995	464-8	383	390	39	2001	13.2

**PLAYOFF STATISTICS**

YR	G	GS	MIN	3-POINT		FGM-FGA	PCT	FTM-FTA	PCT	OR	DR	TR	AVG	AST	PF-DQ	ST	TO	BKS	PTS	AVG
				FGM-FGA	PCT															
1990-91	5	5	183	30-65	.462	0-1	.000	43-48	.896	7	9	16	3.2	42	23-2	14	12	0	103	20.6
1991-92	3	3	106	18-43	.419	3-9	.333	11-15	.733	1	7	8	2.7	24	12-0	9	7	0	50	16.7
NBA (2)	8	8	289	48-108	.444	3-10	.300	54-63	.857	8	16	24	3.0	66	35-2	23	19	0	153	19.1

**REGGIE WILLIAMS (#7)**

**Height:** 6-7 **Weight:** 195 **Birthdate:** March 5, 1964 **College:** Georgetown '87  
**Acquired:** June 13, 1996, from Denver, along with Jalen Rose and a draft pick, in exchange for Mark Jackson, Ricky Pierce and a draft pick  
**Traded:** November 4, 1996, to New Jersey in exchange for Vincent Askew

YR	G	GS	MIN	3-POINT		FGM-FGA	PCT	FTM-FTA	PCT	OR	DR	TR	AVG	AST	PF-DQ	ST	TO	BKS	PTS	AVG
				FGM-FGA	PCT															
1996-97	2	0	33	2-9	.222	0-1	.000	1-2	.500	1	6	7	3.5	2	5-0	0	2	0	5	2.5

**SHAWNE WILLIAMS (#4)**

**Height:** 6-9 **Weight:** 225 **Birthdate:** February 16, 1986 **College:** Memphis '09  
**Drafted:** First Round (17th pick) 2006  
**Traded:** October 10, 2008 to Dallas in exchange for Eddie Jones, two second round draft picks and cash considerations.

YR	G	GS	MIN	3-POINT		FGM-FGA	PCT	FTM-FTA	PCT	OR	DR	TR	AVG	AST	PF-DQ	ST	TO	BKS	PTS	AVG
				FGM-FGA	PCT															
2006-07	46	3	556	75-160	.469	19-52	.365	11-20	.550	33	50	83	1.8	22	69-0	6	24	8	180	3.9
2007-08	65	3	967	159-372	.427	43-137	.314	76-106	.717	54	122	176	2.7	59	132-4	26	58	26	437	6.7
NBA (2)	111	6	1523	234-532	.440	62-189	.328	87-126	.690	87	172	259	2.3	81	201-4	32	82	34	617	5.6

1967-2010

**JOHN WILLIAMSON (#23)**

**Height:** 6-2 **Weight:** 185 **Birthdate:** November 10, 1952 **College:** New Mexico State '73  
**Acquired:** February 1, 1977, from New York Nets in exchange for Darnell Hillman and a first-round draft pick  
**Traded:** January 27, 1978, to New Jersey in exchange for Bob Carrington and future considerations

3-POINT																				
YR	G	GS	MIN	FGM-FGA	PCT	FGM-FGA	PCT	FTM-FTA	PCT	OR	DR	TR	AVG	AST	PF-DQ	ST	TO	BKS	PTS	AVG
1976-77	30	28	1055	261-544	.480	---	---	98-125	.784	18	56	74	2.5	111	103-1	48	---	7	620	20.7
1977-78	42	38	1449	335-795	.421	---	---	134-161	.832	34	86	120	2.9	132	131-4	47	127	0	804	19.1
NBA (2)	72	66	2504	596-1339	.445	---	---	232-286	.811	52	142	194	2.7	243	234-5	95	127	7	1424	19.8

**BOBBY WILSON (#7)**

**Height:** 6-3 **Weight:** 180 **Birthdate:** January 15, 1951 **College:** Wichita State '74  
**Signed:** August 12, 1977, as a free agent  
**Waived:** December 8, 1977

3-POINT																				
YR	G	GS	MIN	FGM-FGA	PCT	FGM-FGA	PCT	FTM-FTA	PCT	OR	DR	TR	AVG	AST	PF-DQ	ST	TO	BKS	PTS	AVG
1977-78	12	0	86	14-36	.389	---	---	2-3	.667	6	6	12	1.0	8	16-0	2	6	1	30	2.5

**MARV WINKLER (#12)**

**Height:** 6-1 **Weight:** 175 **Birthdate:** February 18, 1948 **College:** Southwestern Louisiana '70  
**Traded:** August 1972, to Dallas, along with cash, in exchange for Don Freeman

3-POINT																				
YR	G	GS	MIN	FGM-FGA	PCT	FGM-FGA	PCT	FTM-FTA	PCT	OR	DR	TR	AVG	AST	PF-DQ	ST	TO	BKS	PTS	AVG
1971-72	20	0	155	15-54	.278	2-4	.500	8-14	.571	6	10	16	0.8	12	16-0	---	12	---	40	2.0

**RANDY WITTMAN (#14)**

**Height:** 6-6 **Weight:** 210 **Birthdate:** October 28, 1959 **College:** Indiana '83  
**Acquired:** February 20, 1989, from Sacramento, along with LaSalle Thompson, in exchange for Wayman Tisdale and a second-round draft pick  
**Retired:** October 6, 1992

YR	G	GS	MIN	FGM-FGA	PCT	3-POINT			FTM-FTA	PCT	OR	DR	TR	AVG	AST	PF-DQ	ST	TO	BKS	PTS	AVG
						FGM-FGA	PCT														
1988-89	33	11	704	80-169	.473	1-2	.500		12-19	.632	20	34	54	1.6	79	31-0	13	20	2	173	5.2
1989-90	61	0	544	62-122	.508	1-2	.500		5-6	.833	4	26	30	0.5	39	21-0	7	23	4	130	2.1
1990-91	41	0	355	35-79	.443	0-5	.000		4-6	.667	6	27	33	0.8	25	9-0	10	10	4	74	1.8
1991-92	24	0	115	8-19	.421	0-0	---		1-2	.500	1	8	9	0.4	11	4-0	2	3	0	17	0.7
NBA (4)	159	11	1718	185-389	.476	2-9	.222		22-33	.667	31	95	126	0.8	154	65-0	32	56	10	394	2.5
PLAYOFF STATISTICS																					
1989-90	2	0	11	0-1	.000	0-0	---		0-0	---	0	1	1	0.5	0	0-0	0	0	0	0	0.0
1990-91	1	0	6	1-1	1.000	0-0	---		0-0	---	0	0	0	---	1	1-0	0	0	0	2	2.0
NBA (2)	3	0	17	1-2	.500	0-0	---		0-0	---	0	1	1	0.3	1	1-0	0	0	0	2	0.7

**HAYWOODE WORKMAN (#3)**

**Height:** 6-3 **Weight:** 180 **Birthdate:** January 23, 1966 **College:** Oral Roberts '89  
**Signed:** August 31, 1993, as a free agent  
**Waived:** February 19, 1999

YR	G	GS	MIN	3-POINT																
				FGM-FGA	PCT	FGM-FGA	PCT	FTM-FTA	PCT	OR	DR	TR	AVG	AST	PF-DQ	ST	TO	BKS	PTS	AVG
1993-94	65	52	1714	195-460	.424	18-56	.321	93-116	.802	32	172	204	3.1	404	152-0	85	151	4	501	7.7
1994-95	69	14	1028	101-269	.375	35-98	.357	55-74	.743	21	90	111	1.6	194	115-0	59	73	5	292	4.2
1995-96	77	4	1164	101-259	.390	23-71	.324	54-73	.740	27	97	124	1.6	213	152-0	65	93	4	279	3.6
1996-97	4	2	81	11-20	.550	0-3	.000	0-1	.000	4	3	7	1.8	11	10-0	3	5	0	22	5.5
1997-98	DID NOT PLAY - INJURED																			
NBA (4)	215	72	3987	408-1008	.405	76-228	.333	202-264	.765	84	362	446	2.1	822	429-0	212	322	13	1094	5.1
PLAYOFF STATISTICS																				
1993-94	16	15	511	45-131	.344	6-21	.286	32-38	.842	11	40	51	3.2	112	40-0	28	38	1	128	8.0
1994-95	17	0	275	24-67	.358	2-18	.111	27-32	.844	5	23	28	1.6	46	45-0	11	16	0	77	4.5
1995-96	5	0	53	7-16	.438	3-5	.600	2-2	1.000	1	2	3	0.6	2	5-0	2	2	0	19	3.8
NBA (3)	38	15	839	76-214	.355	11-44	.250	61-72	.847	17	65	82	2.2	160	90-0	41	56	1	224	5.9



TONY ZENO (#44)

**Height:** 6-8      **Weight:** 210      **Birthdate:** November 1, 1957      **College:** Arizona State '79  
**Drafted:** Second Round (32nd pick) 1979  
**Waived:** November 15, 1979

YR	3-POINT																		
	G	GS	MIN	FGM-FGA	PCT	FGM-FGA	PCT	FTM-FTA	PCT	OR	DR	TR	AVG	AST	PF-DQ	ST	TO	BKS	PTS
1979-80	8	0	59	6-21	.286	0-0	---	2-2	1.000	3	11	14	1.8	1	13-0	4	9	3	14

ADDITIONAL PLAYERS

In Pacers' history, there have been three players on a Pacers' regular-season roster who did not play any minutes in a regular-season game. Those three players are Scott English (1975-76), Damon Bailey (1994-95) and Mate Skelin (1998-99).



[illegible]



# PACERS 2010-11 SCHEDULE

all times are Eastern Time and subject to change

## OCTOBER

Wed.	27	at	San Antonio*	8:30 p.m.
Fri.	29	at	Charlotte*	7:00 p.m.
Sat.	30		Philadelphia*	8:00 p.m.

## NOVEMBER

Wed.	3	at	Philadelphia*	7:00 p.m.
Fri.	5		Milwaukee*	7:00 p.m.
Tue.	9		Denver*	7:00 p.m.
Fri.	12		Houston*	7:00 p.m.
Sat.	13	at	Cleveland*	7:30 p.m.
Tue.	16		Atlanta*	7:00 p.m.
Thu.	18		L.A. Clippers*	7:00 p.m.
Sat.	20		Orlando*	7:00 p.m.
Mon.	22	at	Miami*	7:30 p.m.
Tue.	23		Cleveland*	7:00 p.m.
Fri.	26		Oklahoma City*	8:00 p.m.
Sun.	28	at	L.A. Lakers*	9:30 p.m.
Tue.	30	at	Sacramento	10:00 p.m.

## DECEMBER

Wed.	1	at	Utah*	9:00 p.m.
Fri.	3	at	Phoenix*	9:00 p.m.
Mon.	6		Toronto*	7:00 p.m.
Wed.	8	at	Milwaukee*	8:00 p.m.
Fri.	10		Charlotte*	7:00 p.m.
Sat.	11	at	Atlanta*	7:00 p.m.
Mon.	13	at	Chicago*	8:00 p.m.
Wed.	15		L.A. Lakers*	7:00 p.m.
Fri.	17		Cleveland*	7:00 p.m.
Sun.	19	at	Boston	1:00 p.m.
Mon.	20		New Orleans*	7:00 p.m.
Sun.	26		Memphis*	7:00 p.m.
Tue.	28		Boston*	7:00 p.m.
Wed.	29	at	Washington*	7:00 p.m.
Fri.	31		Washington	3:00 p.m.

## JANUARY

Sun.	2	at	New York	1:00 p.m.
Fri.	7		San Antonio*	7:00 p.m.
Sat.	8	at	Atlanta	7:00 p.m.
Tue.	11	at	Philadelphia*	7:00 p.m.
Wed.	12		Dallas*	7:00 p.m.
Fri.	14		Chicago*	7:00 p.m.
Mon.	17	at	L.A. Clippers	3:30 p.m.
Wed.	19	at	Golden State*	10:30 p.m.
Sat.	22	at	Portland*	10:00 p.m.
Sun.	23	at	Denver*	8:00 p.m.
Wed.	26		Orlando*	7:00 p.m.
Fri.	28		New Jersey*	7:00 p.m.
Sat.	29	at	Chicago*	8:00 p.m.
Mon.	31		Toronto*	7:00 p.m.

## FEBRUARY

Wed.	2	at	Cleveland*	7:00 p.m.
Fri.	4		Portland*	7:00 p.m.
Sun.	6	at	New Jersey	12:00 p.m.
Tue.	8	at	Miami*	7:30 p.m.
Wed.	9		Charlotte*	7:00 p.m.
Fri.	11		Minnesota*	7:00 p.m.
Sat.	12	at	Milwaukee*	8:30 p.m.
Tue.	15		Miami*	7:00 p.m.
Wed.	16	at	Detroit *	7:30 p.m.
Tue.	22	at	Washington*	7:00 p.m.
Wed.	23		Detroit*	7:00 p.m.
Fri.	25		Utah*	7:00 p.m.
Sun.	27		Phoenix	12:00 p.m.

## MARCH

Tue.	1		Golden State*	7:00 p.m.
Wed.	2	at	Oklahoma City*	8:00 p.m.
Fri.	4	at	Dallas*	8:30 p.m.
Sat.	5	at	Houston*	8:30 p.m.
Tue.	8		Philadelphia*	7:00 p.m.
Wed.	9	at	Minnesota*	8:00 p.m.
Fri.	11	at	Toronto*	7:00 p.m.
Sun.	13	at	New York*	6:00 p.m.
Tue.	15		New York*	7:00 p.m.
Wed.	16	at	Boston*	7:30 p.m.
Fri.	18		Chicago*	7:00 p.m.
Sat.	19	at	Memphis	8:00 p.m.
Mon.	21	at	New Jersey*	7:00 p.m.
Wed.	23	at	Charlotte*	7:00 p.m.
Fri.	25		Sacramento	7:00 p.m.
Sat.	26	at	Detroit*	7:30 p.m.
Mon.	28		Boston*	7:00 p.m.
Wed.	30		Detroit*	7:00 p.m.

## APRIL

Fri.	1		Milwaukee*	7:00 p.m.
Sun.	3	at	New Orleans*	7:00 p.m.
Wed.	6		Washington*	7:00 p.m.
Fri.	8		Atlanta*	7:00 p.m.
Sun.	10		New York*	7:00 p.m.
Wed.	13	at	Orlando*	8:00 p.m.

\*FS Indiana



PASSION PRIDE PACERS

CATCH ALL THE PACERS ACTION ON 93 WIBC