

DENVER NUGGETS
2012-13 MEDIA GUIDE

LINK TO A WINNING GAME PLAN

WITH CENTURYLINK® HIGH-SPEED INTERNET DIGITAL TV • VOICE

CenturyLink®

Call: 877.645.4482
Click: centurylink.com

© 2012 CenturyLink, Inc. All Rights Reserved. The CenturyLink mark, pathways logo and certain CenturyLink product names are the property of CenturyLink, Inc. All other marks are the property of their respective owners.

TABLE OF CONTENTS

Kroenke, E. Stanley 2
Kroenke Sports & Entertainment 3
Pepsi Center Information 4

BASKETBALL STAFF

Kroenke, Josh 6
Ujiri, Masai / D'Alessandro, Pete 7
Martin, J. / Waggoner, M. / Stieneker, S. 8
Karl, George 9
Hunt, Melvin / Welch, John 10
Iske, Chad / Bowen, Ryan 11
Mutombo, Patrick / Gillen, Jim 12
Hess, Steve / Shimensky, Dan 13
Additional Basketball Staff 14

PLAYER INFORMATION

2012-13 Training Camp Roster 16
Regular Season Career Highs 17
Brewer, Corey 18-19
Chandler, Wilson 20-21
Faried, Kenneth 22-23
Fournier, Evan 24-25
Gallinari, Danilo 26-27
Hamilton, Jordan 28-29
Iguodala, Andre 30-33
Koufos, Kosta 34-35
Lawson, Ty 36-37
McGee, JaVale 38-39
Miller, Andre 40-43
Miller, Quincy 44-45
Mozgov, Timofey 46-47
Randolph, Anthony 48-49
Stone, Julyan 50-51
Training Camp Invitees 52

MEDIA INFORMATION

Logo History, Media Information 54
Altitude Information 55
Marlowe, C. / Hastings, S. / Kosmicki, J. 56
Key Dates / Playoff Format 57
Division Alignment 58
Medical Glossary 59
Nuggets Traveling Media 60

2011-12 SEASON IN REVIEW

Roster / Season Highs and Lows 62
Game-by-Game Results 63
Final Stats 64-65
Home and Away Stats 66
Record Breakdown 67
Individual Season Highs 68-69
Single-Game Highs / Quarter-by-Quarter Stats 70
Team Leaders / Double Figure Games 71
Games Missed / Starting Lineups 72
Playoff Stats 73

NUGGETS SEASON-BY-SEASON

Year-by-Year Roster & Results 76-145
Year-by-Year Stats 146-156

NUGGETS HISTORY

All-Time Roster 158-210
All-Time Numbers 211-212
All-Time Collegiate Roster 213-215
Nuggets NBA Draft History 216-218
Nuggets NBA Transactions 219-228
Individual Honors 229
All-Time Among NBA's Top 10 230
Foreign Born Players / Hometown Heroes / Nuggets Olympians 231
All-Star Information 232-234
Retired Numbers 235-237
Coaching Records 238
All-Time Owners / Front Office Executives / Assistant Coaches / Athletic Trainers 239
All-Time Records vs. Opponents 240
Year-by-Year / Home & Road Records 241
All-Time Month-by-Month Records 242
Season Openers 243
Home Openers 244
Road Openers 245
All-Time Overtime Summary 246
Overtime Records / Year-by-Year Injuries 247
All-Time Attendance 248

DENVER IN THE ABA

Year-by-Year Results (1967-76) 250-258
Record vs. ABA Opponents 259
Individual Honors / All-Star Information 260
Year-by-Year ABA Playoff Results 261
Career ABA Playoff Leaders 262
Rockets / Nuggets ABA Draft History 263-264

RECORD BOOK

Individual Regular Season Records 266-272
Team Regular Season Records 273-277
Opponent Regular Season Records 278-279
All-Time Lows 280
Rookie Records 281
All-Time Career Leaders 282
All-Time Scoring Leaders 283
Year-by-Year Leaders 284-290
Nuggets Top Individual Scoring Games 291-292
Top Opponent Individual Scoring Games 293-294
David Thompson's 73-Point Game 295
Nuggets & Opponents 20-20 Club 296
All-Time Triple-Doubles 297-298
All-Time Opponent Triple-Doubles 299
Highest Scoring Game in NBA History 300
Top Team Scoring Games 301
Largest Margins, Victory & Defeat 302
All-Time Streaks 303
Year-by-Year Streaks 304
Top Nuggets Comebacks 305
Biggest Blown Leads 306
Team & Individual Pepsi Center Records 307-308

PLAYOFF RECORDS (NBA ONLY)

Year-by-Year Playoff Results 310-312
Biggest Wins and Losses 313
Playoff Records 314-318
Individual Series Records 319-322
Opponent Playoff Records 323
Individual Opponents Series Records 324-327
All-Time Playoff Scoring Leaders 328
Career NBA Playoff Leaders 329
Year-by-Year Statistics 330-336

THE NBA

Atlanta Hawks 338
Boston Celtics 339
Brooklyn Nets 340
Charlotte Bobcats 341
Chicago Bulls 342
Cleveland Cavaliers 343
Dallas Mavericks 344
Detroit Pistons 345
Golden State Warriors 346
Houston Rockets 347
Indiana Pacers 348
Los Angeles Clippers 349
Los Angeles Lakers 350
Memphis Grizzlies 351
Miami Heat 352
Milwaukee Bucks 353
Minnesota Timberwolves 354
New Orleans Hornets 355
New York Knicks 356
Oklahoma City Thunder 357
Orlando Magic 358
Philadelphia 76ers 359
Phoenix Suns 360
Portland Trail Blazers 361
Sacramento Kings 362
San Antonio Spurs 363
Toronto Raptors 364
Utah Jazz 365
Washington Wizards 366
2011-12 Final Team Standings 367
2011-12 Final NBA Player Rankings 368
2012 NBA Playoffs / D-League Directory 369
NBA Office Directory 370

MISCELLANEOUS

Nuggets Community Outreach 372-373
Community Ambassadors 373
In-Game Entertainment 374
2012-13 Season Seating & Parking Maps 375
2012-13 Schedule 376

The 2012-13 Denver Nuggets Media Guide is a joint production of the Nuggets Media Relations and Creative Departments. Research, writing and editing done by Nick O'Hayre and Tim Gelt. Design, layout and cover design by Badi Mibiuba. Photos by Garrett Ellwood, Tim DeFrisco, Mark Junge and NBA photos.

All NBA and team insignia depicted in this publication are the property of NBA Properties, Inc. and the respective teams of the NBA and may not be reproduced for commercial purposes without the prior written consent of NBA Properties, Inc. The information contained in this publication was compiled by the Denver Nuggets and is provided as a courtesy to our fans and the press and may be used only for personal or editorial purposes. Any commercial use of this information is prohibited without the prior written consent of the Denver Nuggets.

DENVER NUGGETS
1000 CHOPPER CIRCLE
DENVER, CO 80204
(303) 405-1100
WWW.NUGGETS.COM

© 2010 Denver Nuggets

E. STANLEY KROENKE

Owner, Kroenke Sports & Entertainment, LLC

Mr. E. Stanley Kroenke was officially introduced as the owner of the Denver Nuggets on July 6, 2000, and under his leadership, the Nuggets have enjoyed unprecedented success.

The Nuggets have been one of the most successful teams of the past decade and are one of only three NBA teams to make the playoffs in each of the past nine seasons, including a remarkable run to the 2009 Western Conference Finals.

Since taking control of the Nuggets, Colorado Avalanche and Pepsi Center, Mr. Kroenke has been widely recognized as one of the top owners in professional sports, as well as a strong and committed leader throughout the community.

Kroenke Sports & Entertainment, Mr. Kroenke's Denver-based company, also owns Major League Soccer's Colorado Rapids and the National Lacrosse League's Colorado Mammoth. His teams have hosted the 2001 NHL All-Star Game, the 2004 and 2009 NLL All-Star Games, the 2005 NBA All Star Game and the 2007 MLS All-Star Game, bringing some of the world's greatest athletes to Denver.

KSE's dedication to success has been evidenced by the consistent playoff runs of its teams. The Avalanche has made the playoffs in 12 of its 16 seasons in Denver and defeated the New Jersey Devils in June 2001 to win the Stanley Cup, the second in franchise history. The Mammoth has been a playoff participant in seven of its nine seasons and won the NLL championship in 2006. The Rapids have also achieved postseason success appearing in the playoffs in six of nine seasons, including the MLS Cup in 2010.

In February 2007, Mr. Kroenke purchased a significant stake in Arsenal FC. He is the controlling shareholder of London's storied football club. The initial investment came months after KSE and the Colorado Rapids formed a landmark marketing and strategic partnership with the famed Barclays Premier League club. The relationship has been further strengthened by KSE's acquisition of 83 percent shareholding in Arsenal Broadband Limited. In September 2008, Mr. Kroenke was appointed to the Arsenal board as a non-executive director.

In August 2010, National Football League owners unanimously approved Mr. Kroenke's bid to become principal owner of the St. Louis Rams. A native Missourian, Mr. Kroenke played a vital role in bringing the NFL back to St. Louis in 1995. Prior to becoming the majority owner of the Rams, he was the minority owner of the team. With his real estate development expertise, Mr. Kroenke was instrumental in the building of Rams Park, now known as the Russell Training Center.

Under Mr. Kroenke's direction, KSE completed three of the company's most ambitious projects to date. On April 7, 2007 KSE opened the largest soccer-specific complex in the world, Dick's Sporting Goods Park. The state-of-the-art sports facility on more than 160 acres in Commerce City, Colo., seats 18,000 fans for field sports and up to 27,000 for concerts. The award-winning field at Dick's Sporting Goods Park has been heralded as "one of the finest pitches in the world" by numerous international players and coaches who have played at the complex.

In November 2008, the stadium hosted Colorado's first-ever World Cup qualifier between USA and Guatemala. Dick's Sporting Goods Park also includes 24 surrounding playing fields for youth and adult recreational sports such as soccer, lacrosse and rugby. The complex anchors the 917-acre Prairie Gateway site that is a public-private partnership between KSE and Commerce City. The site is host to the Commerce City municipal hall, retail facilities, offices for the U.S. Fish and Wildlife Service, and a visitors' center for the Rocky Mountain Arsenal Wildlife Refuge. The project has created hundreds of jobs in the community and is expected to generate thousands more as the growth continues.

Altitude Sports & Entertainment, a 24-hour regional television network began operation in September 2004, becoming the new television home for the Nuggets and Avalanche. Altitude also features other professional, collegiate and high school sporting events, as well as outdoors and lifestyle programming, entertainment and community interest coverage throughout the Rocky Mountain West.

TicketHorse became the official and exclusive ticket provider for both primary and secondary ticket sales for all KSE properties in July 2009.

One of KSE's primary focuses has been the Colorado community and civic causes. $16 million in contributions have been made to Colorado charities through Kroenke Sports Charities and the Denver Nuggets and Colorado Avalanche Community Funds.

KSE purchased the Paramount Theatre, a historic landmark in downtown Denver, in July 2002. The venerable venue remains a vibrant, multi-event facility where Denver residents and visitors enjoy a wide variety of entertainment ranging from classic concerts to family shows, dance productions, comedic performances and charitable events each year. Pepsi Center and the Paramount Theatre are home to more than 250 events annually including world renowned concerts such as Madonna, Celine Dion, U2 and Lady Gaga.

Peak Entertainment, LLC, a joint venture of Kroenke Sports Enterprises and AEG Live Rocky Mountains, opened 1STBANK Center together in March 2010. The multi-use arena accommodates up to 6,500 people for a range of events located in

Broomfield, Colo. It was recently voted one of Colorado's top new concert venues.

Mr. Kroenke's enthusiasm and vision ensure that Denver will continue to be the top entertainment destination in the Rocky Mountain region for generations to come. Local media outlets have consistently named Mr. Kroenke one of the most significant people in the Denver arts and entertainment community, saying "No other person entertains more people more often."

In August of 2008, Pepsi Center played host to the Democratic National Convention. Tens of thousands of delegates, journalists, volunteers and patrons descended on Denver and the Pepsi Center for the Convention. The landmark event ranks as one of the most important in KSE and Colorado history.

Millions of people around the world watched the Convention, which city officials estimated boosted the local economy by nearly $270 million.

Mr. Kroenke is chairman and owner of The Kroenke Group, a private real estate investment and development company with properties located throughout the United States and Canada.

Over the past two decades, he has built a reputation as one of the nation's leading real estate developers. One of the largest ranch property owners in North America, Mr. Kroenke's ownership stakes also includes the Screaming Eagle and Jonata vineyards.

Mr. Kroenke's current and former board and trustee memberships include Wal-Mart Stores, Inc., Central Bank Holding Company, Boone County National Bank, Community Investments Partnership of St. Louis, the College of the Ozarks, and the Missouri Basketball Hall of Fame. He is a member of St. Louis' Civic Progress, which provides support and leadership for various community improvements that promote economic development, education and quality of life. In February 2009, Mr. Kroenke was enshrined into the Missouri Sports Hall of Fame.

Mr. Kroenke holds undergraduate and graduate degrees from the University of Missouri. He and his wife, Ann, have a daughter, Whitney, an award winning documentary film producer; and a son, Josh, Governor and President of the Denver Nuggets and Governor of the Colorado Avalanche.

KSE

Kroenke Sports & Entertainment

MEMORIES ARE PLAYED HERE.

Kroenke Sports & Entertainment is committed to providing world class sports and entertainment for both live and broadcast audiences.

We will welcome fans into our venues as family, providing respect and care from the purchase of a ticket, to the drive home.

We will celebrate the best in sport and entertainment by recognizing the diversity and human spirit around us, and by working within our community to improve the lives of all those within the community.

KSE AND EXECUTIVE STAFF

JIM MARTIN
PRESIDENT &
CHIEF EXECUTIVE OFFICER

BRUCE GLAZER
EXECUTIVE VICE PRESIDENT &
CHIEF FINANCIAL OFFICER

KIM CARVER
EXECUTIVE VICE PRESIDENT, MEDIA
PRESIDENT & CEO, ALTITUDE SPORTS

DOUG ACKERMAN
SENIOR VICE PRESIDENT,
VENUE FINANCE

MICHAEL BENSON
SENIOR VICE PRESIDENT,
BUSINESS AFFAIRS & TREASURER

MARK WAGGONER
SENIOR VICE PRESIDENT,
TEAM FINANCE

TOM PHILAND
SENIOR VICE PRESIDENT,
PARTNERSHIP MARKETING & MEDIA SALES

STEPHEN STIENEKER
SENIOR VICE PRESIDENT,
GENERAL COUNCIL

DAVE JOLETTE
SENIOR VICE PRESIDENT,
VENUE OPERATIONS

DEB DOWLING-CANINO
VICE PRESIDENT, COMMUNITY RELATIONS
& FAN DEVELOPMENT

KURT J. SCHWARTZKOPF
CHIEF MARKETING OFFICER

PEPSI CENTER

OPENED

October 1, 1999

LOCATION

Denver's Central Platte Valley, bordered by Auraria Parkway, Speer Boulevard and adjacent to Elitch Gardens.

COST

$160 million in private funds.

ARCHITECT

Hellmuth, Obata and Kassabaum, Sports Facilities Group

CONTRACTOR

M.A. Mortenson Co.

ENGINEERS

Mechanical, Electrical, Plumbing — ME Engineers;
Structural — Thornton Tomasetti;
Civil — J.F. Sato;
Ice Systems and Dashers — Henry Coupe;
Acoustics — Wrightson, Johnson, Haddon, Williams

LAND

Total of 52 acres. Arena site 45 acres, footprint 4.6 acres, gross square feet 675,000. Building dimensions: 132 feet floor to ceiling, equivalent to a 10-story building; Mezzanine level elevation 15 feet; main concourse level elevation 28 feet; club level elevation 45 feet; upper concourse level elevation 58 feet.

LANDSCAPING

718 trees, 1,806 shrubs, 1,006 groundcover plants, seven natural waterscape ponds.

SCOREBOARD

60,000-pound, center-hung, four-sided, state-of-the-art scoreboard with four-story video boards.

PARKING

6,400 surface spaces on site — 4,000 regular, 200 handicapped, 2,200 shared with Elitch Gardens.

ELEVATORS AND ESCALATORS

Six passenger elevators and one freight; seven escalators; six interior loading docks.

SUITES

95 luxury suites located on two levels; can accommodate 12-16 people each.

SEATING

19,155 seats for basketball, 18,129 for hockey; for concerts, 17,600 with end stage, 20,100 with center stage.

MEDIA FACILITIES

Media lounge, equipment room, kitchen, darkroom, workroom, copy room, three TV booths, three radio booths, three auxiliary booths, 80 hockey print media stations, direct elevator access to press box.

RESTROOMS

41 public restrooms — 18 men's, 18 women's, 5 family.

PRODUCTION FACILITIES

Studio, audio booth/control room, two video offices, two editing suites, arena control room, makeup room.

NUGGETS LOCKER ROOM

Spacious and recently renovated. Includes a medical and therapy center, a training room, a SwimEx therapy pool, hot and cold tubs, a player lounge, laundry facilities, a video editing room and a coaches conference room. Above the locker room is a regulation NBA practice court and adjacent to the court is a state-of-the-art, full-size weight room.

DENVER NUGGETS

BASKETBALL STAFF

2012-13 DENVER NUGGETS MEDIA GUIDE

JOSH KROENKE

President & Governor, Denver Nuggets

Josh Kroenke is entering his sixth season in the Nuggets' front office and third season as the team's President & Governor. He also serves as Governor of the Colorado Avalanche and Alternate Governor for the Colorado Rapids.

Since joining the Nuggets as Vice President of Team Development in 2007, Kroenke has been involved in every aspect of day-to-day operations while overseeing one of the most successful five-year stretches in team history. Denver has won at least 50 games in four seasons, made a trip to the Western Conference Finals and captured two Northwest Division titles during that span.

Kroenke helped orchestrate one of the biggest trades in franchise history on Feb. 22, 2011. The three-team, 13-player deal protected Denver's long-term future while keeping the Nuggets among the NBA elite. After the trade, the Nuggets went 18-7 while clinching a playoff berth.

In addition to his role with the Nuggets, Kroenke works closely with KSE's executive committee on multiple business operation issues, ranging from finance to marketing.

After graduating from the University of Missouri with a degree in financial management, he completed a six-month internship with the NBA's League Office working in its Player Development Department. Upon finishing his internship, Kroenke worked as an underwriter for Lehman Brothers in their Global Real Estate Group where he assisted with the debt underwriting and securitization of numerous commercial real estate transactions.

Kroenke was rated a Top-50 player nationally in high school, according to several scouting services, and helped lead the Rock Bridge High School Boys' basketball team to a No. 1 ranking in the state of Missouri as a junior. Kroenke received a full basketball scholarship to the University of Missouri, where he was named Academic All-Big XII First Team and selected team captain as a junior and senior.

Away from the Nuggets and Avalanche, Kroenke is involved in several charitable entities, including the Todd Peglow Memorial Scholarship Fund at the University of Missouri. He is also a major supporter of the Playing For Change Foundation, which is operated by his sister, Whitney, and benefits children worldwide through the building of schools that specialize in the teaching of music and arts.

MASAI UJIRI

Executive Vice President, Basketball Operations

After navigating a successful first two years as the executive vice president of basketball operations for the Denver Nuggets, Masai Ujiri has quickly become recognized as one of the most proactive executives in the NBA.

Ujiri has worked closely with team president Josh Kroenke to execute a plan to protect the team's long-term future while keeping the Nuggets among the NBA elite. Despite major roster changes, the Nuggets went 18-7 after the 2010-11 All-Star break to reach 50 wins for the fourth straight year and clinch a playoff spot for the eighth year in a row.

Ujiri built upon that momentum throughout the 2011-12 season. The Nuggets acquired veteran F Corey Brewer and G/F Rudy Fernandez in exchange for a second round pick on Dec. 13, 2011. As the trade dealine approached, Ujiri brought in JaVale McGee, a young, promising center from the Washington Wizards in exchange for Nene.

Heading into the 2012-13 campaign, the Nuggets made another big move by acquiring All-Star and Olympic gold medalist Andre Iguodala from Philadelphia as part of a four-team trade on Aug. 10, 2012.

Additionally, Ujiri has overseen two NBA Drafts with the Nuggets, including when Denver used the 22nd overall selection on Kenneth Faried, the all-time collegiate rebounding leader. Faried went on to earn a spot on the NBA All-Rookie First Team and was named Rookie for the Month for April. In the 2012 NBA Draft, the Nuggets added more depth to their roster by selecting three players, including Evan Fournier 20th overall.

Before coming to Denver, Ujiri spent three years with the Toronto Raptors after joining the team as director of global scouting in 2007. He was elevated to assistant general manager, player personnel, in 2008 and worked closely with team president and general manager Bryan Colangelo. His duties included overseeing Toronto's scouting and personnel department, talent assessment and related data management.

Ujiri, who was named to his current position on Aug. 27, 2010, is no stranger to Denver after working as a Nuggets scout from 2003-07. He was the team's director of international scouting during the 2006-07 season. Prior to joining the Nuggets, he worked as an international scout for the Orlando Magic.

A native of Nigeria, Ujiri brings tremendous knowledge and extensive global connections to the Nuggets front office. He played professionally in Europe for six years, with stops in Belgium, Germany, England, Greece and Finland. He has scouted all over the world, including Europe, Africa, Asia and South America.

Ujiri also has managed and coached the Nigerian junior and senior national teams.

Along with former Nuggets great Dikembe Mutombo, Ujiri has been tireless in his efforts to promote and develop the game of basketball throughout Africa. He is the founder of the Giants of Africa Foundation, which launched the Top 50 and Bigman camps in his homeland. Ujiri also has served as the director of the NBA's Basketball Without Borders program since 2002.

Ujiri was introduced to basketball at age 13 and quickly fell in love with the game. He went on to play at Bismarck State College and Montana State University-Billings (formerly Eastern Montana College).

PETE D'ALESSANDRO

Vice President of Basketball Operations

Pete D'Alessandro is currently in his third season with the Denver Nuggets, his first as vice president of basketball operations. D'Alessandro assists in the development of all basketball operations strategies as well as the management of day-to-day basketball activities with a focus on trade and free agent negotiations, salary cap management and collective bargaining agreement rules and regulations.

From 2004-2008 D'Alessandro worked for the Golden State Warriors. Initially hired prior to the 2004-2005 season as director of basketball operations, he was promoted to assistant general manager shortly after the 2006-07 season.

D'Alessandro began his career in basketball from 1986-90 when, as a student at St. John's University, he served as video coordinator for the men's basketball team under hall of fame coach Lou Carnesecca. D'Alessandro graduated from Nova Southeastern University School of Law in May of 1994 and was admitted to the New York State Bar in 1995. From 1994-96, he briefly entered the political arena, ultimately serving as the campaign manager for New York State Congressman Rick Lazio's successful re-election to the House of Representatives.

After his stint in politics, D'Alessandro returned to the sports world in 1997, working for a Washington, DC-based sports agency. For seven years, he represented both NBA and International basketball players before being hired in 2004 by then Warriors basketball chief and current hall of famer Chris Mullin.

D'Alessandro currently lives in Denver with his wife, Leah and their three year-old daughter Kate and one year-old son Ben.

JIM MARTIN

President & Chief Executive Officer - Kroenke Sports & Entertainment

Jim Martin became President and CEO of Kroenke Sports & Entertainment in November of 2010. Martin oversees Kroenke Sports business and venue operations.

Martin first joined Kroenke Sports as President of Altitude Sports & Entertainment following successful stints at a number of major media companies. In the mid-1990s, he was the first Chief Operating Officer of FOX Sports Net, overseeing all aspects of that network's launch and operation. He was subsequently promoted to Executive Vice President, Head of Business Operations for FOX/Liberty Networks, which built, owned and operated a number of regional and national sports and entertainment television networks.

Prior to joining FOX, Martin was President of Regional Network Operations for Liberty Sports, managing Liberty Media Corporation's owned-and-operated regional networks and other sports network investments. Martin was Vice President and Chief Operating Officer of Liberty Media Corporation from 1991 through 1994.

A 1977 graduate of the University of Wyoming with a Bachelor of Science in Accounting, Martin graduated from the University of Notre Dame Law School in 1980. Martin currently serves on the Gold Crown Foundation Board of Directors and the Rocky Mountain USO Advisory Board. He also serves on the Arsenal Broadband board. Martin and his wife Jana have three grown children and are long-time Colorado residents.

MARK WAGGONER

Senior Vice President, Sports Finance - Kroenke Sports & Entertainment

Mark Waggoner is responsible for all of the financial reporting aspects of the Nuggets and Avalanche in conjunction with the NBA and NHL in his role as Senior Vice President, Sports Finance.

Waggoner oversees all financial transactions for both franchises and is responsible for developing and maintaining budgets, working with the teams on matters involving insurance and other benefit programs. He also serves as an active participant on various league-wide finance committees.

Waggoner originally joined the Denver Nuggets in 1986 as the organization's accountant following five years of service in the public accounting profession in Denver. He was promoted to his current position in 2002. Waggoner also serves as the treasurer for the Denver Nuggets and Colorado Avalanche community funds.

A native of Ann Arbor, Mich., Waggoner graduated from Central Michigan University in 1980 with a B.A. in business administration. He earned his CPA certificate in 1982.

STEPHEN STIENEKER

Sr. Vice President, General Council - Kroenke Sports & Entertainment

Stephen L. Stieneker joined Kroenke Sports & Entertainment and the Denver Nuggets in 2005 as vice president and general counsel, overseeing all legal affairs for the Kroenke organization's sports teams and entertainment venues. He was promoted to his current position in 2011.

Stieneker received his law degree from the University of Virginia and his undergraduate degree in economics from Virginia Tech. Prior to joining KSE and the Nuggets, he worked for Janus Capital Group as assistant general counsel, vice president of public affairs and chief administrative officer of investments.

Stieneker is a member of the Denver Zoo's board of trustees. He resides in Denver with his wife and three children.

GEORGE KARL

Head Coach

He has compiled more than 1,000 victories, made 21 playoff appearances and put together 20 winning seasons. Among coaches in any professional sport, few are more accomplished than Denver Nuggets coach George Karl.

Entering his 25th NBA season and ninth with the Nuggets, Karl ranks seventh in NBA history with 1,076 career victories. Of the six men who have won more games, only three – Phil Jackson, Pat Riley and Jerry Sloan – have a better winning percentage than Karl (.595). Karl has also notched 78 career playoff victories, good for 10th all-time, and earned 10 Coach of the Month honors, which is tied for the fourth-most in NBA history.

Since joining the Nuggets on Jan. 27, 2005, Karl has overseen one of the most successful eras in franchise history.

In seven-plus seasons, his 366 wins are second-most to Doug Moe in the team's NBA history, while his .612 winning percentage is unmatched. His streak of eight straight postseason appearances is the second only to Moe's nine consecutive (1982-90), and Denver's run of four straight 50-win seasons from 2007-2011 is the longest such streak in team history. The Nuggets are one of just three NBA teams (Dallas and San Antonio) to reach the postseason in each of the past nine seasons.

Despite having one of the league's youngest rosters, Karl guided the Nuggets to a 38-28 record in 2011-12. In the process, he recorded his 20th straight non-losing season – tied with Jackson (1989-90 to 2010-11) for the longest streak in NBA history. The Nuggets led the league in scoring and assists, and nearly upset the No. 3 seed Los Angeles Lakers in the Western Conference playoffs before falling in seven games.

The 2010-11 season showcased Karl's skills as a coach. Despite injuries to several key players, he guided the Nuggets to a 32-25 record at the All-Star break, and Denver won 18 of its final 25 games following a three-team 13-player trade that brought five new players to the Mile High City. Karl reached the 1,000-win mark with a victory in Toronto on Dec. 10, 2010, and he received a contract extension on March 8, 2011.

The 2009-10 season was one of highs and lows. While guiding Denver to an overall record of 53-29 and its second straight Northwest Division title, Karl was diagnosed with head and neck cancer. He made the diagnosis public two days after coaching the Western Conference at the 2010 NBA All-Star Game and continued to coach the Nuggets for three weeks while going through intense radiation and chemotherapy treatment. Karl did not return to the bench after a March 16 victory over Washington; Denver went 7-7 in its final 14 regular-season games and lost to the Utah Jazz in six games during the first round of the playoffs. On July 15, Karl received the Jimmy V Comeback Award for perseverance at the 2010 ESPYs.

In 2008-09 season, Karl guided the Nuggets to arguably the best season in team history. With an overall record of 54-28, Denver claimed the Northwest Division title and tied the team record for most wins in a season. As the No. 2 seed in the Western Conference playoffs, the Nuggets defeated New Orleans and Dallas to advance to the conference finals for the first time since 1985. Denver lost to the eventual NBA-champion Los Angeles Lakers in six games.

In 2007-08, Karl guided the Nuggets (50-32) to their first 50-win campaign since 1987-88. It was a five-game improvement over 2006-07, when Karl led the Nuggets to a 45-37 mark, including a franchise-record 22 road wins. The sixth-place finish in the Western Conference was also Denver's best since finishing sixth in 1988-89.

In 2005-06, Karl steered an injury-riddled Nuggets team to 44 wins and a Northwest Division title – the club's first division crown since 1987-88. He became the fifth coach in NBA history to lead at least three different teams to division titles (also Milwaukee and Seattle).

After being hired as Denver's coach in January 2005, Karl engineered one of the greatest turnarounds in NBA history. The Nuggets were 17-25 and stood in 11th place in the Western Conference – six games out of the playoffs – but they went 32-8 and rallied to capture the No. 7 seed in the West. The .800 winning percentage is the best in NBA history for a coach that took over in the middle of the season (minimum 20 games). Karl was named Western Conference Coach of the Month for February and March and finished fifth in voting for NBA Coach of the Year.

Prior to joining the Nuggets, Karl served as head coach of the Milwaukee Bucks (1998-03), Seattle SuperSonics (1991-98), Golden State Warriors (1986-88) and Cleveland Cavaliers (1984-86). During his coaching career, Karl's players have made 27 All-Star appearances, earned 16 All-NBA honors, made 11 All-Defensive teams and won two Defensive Player of the Year awards.

During Karl's tenure in Seattle, the Sonics averaged 59 wins per season and won 384 games – second only to Chicago during that span. He led the Sonics to three 60-win seasons, had just one losing month and never had a losing streak longer than three games. Only three coaches have led their teams to more 60-win seasons in NBA history: Riley (seven), Jackson (six) and K.C. Jones (four).

In five seasons in Milwaukee, Karl led the Bucks to a record of 205-173 and four playoff berths, highlighted in 2001 by the team's first trip to the conference finals since 1986.

Karl broke into coaching as an assistant with the San Antonio Spurs (then in the ABA) under Nuggets coaching icon Doug Moe. He landed his first head coaching position with the Montana Golden Nuggets of the CBA in 1980 and went on to become one of the most successful coaches in that league's history. A three-time CBA Coach of the Year (1981, '83 and '91), Karl compiled a 176-66 (.727) record in five CBA seasons. He led the Albany Patroons to a league-record 50-6 mark in 1990-91, including a perfect 28-0 at home. He also coached two years in Spain with Real Madrid.

In 2001, Karl was selected as the head coach of USA Basketball's 2002 World Championship Team that competed in the 2002 FIBA World Basketball Championships in Indianapolis.

As a player, Karl averaged 6.5 ppg and 3.0 apg over 264 games and five seasons between the ABA and NBA. He attended the University of North Carolina, where as a junior, he helped lead the Tar Heels to the 1972 NCAA Final Four, and during his sophomore season (1970-71), helped UNC to an NIT title. Although drafted by the New York Knicks in the fourth round of the 1973 NBA Draft, he signed with the San Antonio Spurs of the ABA.

As a two-time cancer survivor (Karl overcame prostate cancer in 2005), Karl is actively involved with several cancer-related organizations. He and his life partner Kim Van Deraa launched the George Karl Foundation in March 2012. The foundation's mission is to support causes and organizations important to their family, including cancer care programs, education, animal rights and environmental initiatives. More information can be found at www.georgekarlfoundation.org.

Karl works closely with the Cancer Care Initiative at Swedish Medical Center to help provide information and assistance for cancer patients and their families. He is also involved with the American Cancer Society, the Cancer League of Colorado and St. Jude's Children's Research Hospital in Memphis, Tenn.

Karl also supports Friends of Hoop, which annually hosts King Holiday Hoop Festivals – high school basketball tournaments held in honor of Dr. Martin Luther King – in Seattle and Milwaukee.

Karl, 61, has three children – daughters Kelci and Kaci and son Coby, who was on Denver's roster at the end of the 2009-10 season. In 2007-08, Coby and George became just the third father/son duo to face each other in an NBA game and the first to do so in a postseason game as Denver took on Coby's Los Angeles Lakers in the first round of the 2008 NBA Playoffs. According to Elias Sports Bureau, there are no known instances of a player appearing in an NBA game with his father as his head coach in NBA history.

GEORGE KARL'S COACHING RECORD

		REGULAR SEASON			PLAYOFFS		
YEAR	**TEAM**	**WON**	**LOST**	**PCT.**	**WON**	**LOST**	**PCT.**
1984-85	Cleveland	36	46	.439	1	3	.250
1985-86	Cleveland	25	42	.373	-	-	---
1986-87	Golden State	42	40	.512	4	6	.400
1987-88	Golden State	16	48	.250	-	-	---
1991-92	Seattle	27	15	.643	4	5	.444
1992-93	Seattle	55	27	.671	10	9	.526
1993-94	Seattle*	63	19	.768	2	3	.400
1994-95	Seattle	57	25	.695	1	3	.250
1995-96	Seattle*	64	18	.780	13	8	.619
1996-97	Seattle*	57	25	.695	6	6	.500
1997-98	Seattle*	61	21	.744	4	6	.400
1998-99	Milwaukee	28	22	.560	0	3	.000
1999-00	Milwaukee	42	40	.512	2	3	.400
2000-01	Milwaukee*	52	30	.634	10	8	.556
2001-02	Milwaukee	41	41	.500	-	-	---
2002-03	Milwaukee	42	40	.512	2	4	.333
2004-05	Denver	32	8	.800	1	4	.200
2005-06	Denver*	44	38	.537	1	4	.200
2006-07	Denver	45	37	.549	1	4	.200
2007-08	Denver	50	32	.610	0	4	.000
2008-09	Denver*	54	28	.659	10	6	.625
2009-10	Denver*	53	29	.646	2	4	.333
2010-11	Denver	50	32	.610	1	4	.250
2011-12	Denver	38	28	.576	3	4	.429
Totals	**24 seasons**	**1074**	**731**	**.595**	**78**	**101**	**.436**
Denver	**8 seasons**	**366**	**232**	**.612**	**19**	**34**	**.358**

*Division champion

MELVIN HUNT

Assistant Coach

Melvin Hunt is entering his third season on the Nuggets coaching staff, after spending the previous five years as an assistant coach with the Cleveland Cavaliers.

Hunt is responsible for developing game plans along with Head Coach George Karl as well as developing the Nuggets players throughout the season and offseason. The past two summers Hunt has spent time in Italy working with Danilo Gallinari and he participated alongside Nuggets C Timofey Mozgov in Basketball Without Borders in Russia in 2012.

While in Cleveland, Hunt helped lead the Cavaliers to one of the most successful stretches in franchise history. In 2008-09, the Cavs won a franchise and NBA-best 66 games, while Hunt and the coaching staff earned the honor of coaching the Eastern Conference in the 2009 NBA All-Star Game in Phoenix. Cleveland also enjoyed great postseason success during Hunt's tenure with the team, reaching the 2007 NBA Finals, the 2009 Eastern Conference Finals and four consecutive appearances in the Eastern Conference Semifinals from 2007-10.

Before joining the Cavaliers staff, Hunt spent one season (2004-05) as an assistant coach with the Los Angeles Lakers and five seasons with the Houston Rockets (1999-2004). While with the Rockets, he served two years as a video coordinator/scout and two years as an assistant coach before spending his final year as the team's college and international scout.

Prior to working in the NBA, Hunt coached on both the collegiate and high school levels. He began his coaching career as an assistant coach at Temple High School (TX) before moving to the college ranks where he was the lead assistant coach at Incarnate Word University in San Antonio.

Hunt earned his Bachelor's degree in business administration and a Master's degree in education from Baylor University where he spent four years on the basketball team. He was a four-year letterman and a three-year starter for the Bears from 1987-91 and helped lead his team to both the NCAA and NIT tournaments. Following his graduation, Hunt played professional basketball in the Caribbean and Mexico.

A native of Tallulah, Louisiana, Hunt has spent time in Asia, Russia, Lithuania and South Africa during recent offseasons as a part of the NBA's Basketball Without Borders – the global basketball development and community outreach program that uses the sport of basketball to influence positive social change.

Hunt (born Dec. 15, 1969) and his wife, Carmen, have a daughter, Braya, and a son, Miles.

JOHN WELCH

Assistant Coach

John Welch begins his eighth season with the Nuggets as an assistant coach. He assists Nuggets coach George Karl with game plans, opponent scouting and player development.

Welch joined the Nuggets after two seasons as an assistant coach/workout coach for the Memphis Grizzlies. Prior to his arrival in Memphis, he spent seven seasons as an assistant coach at Fresno State, serving under head coach Jerry Tarkanian, one of the winningest coaches in NCAA history.

Welch joined Fresno State in 1995 and helped the Bulldogs to two consecutive NCAA tournament appearances, six consecutive 20-win seasons and seven straight postseason appearances. In 2000-01, he helped the Bulldogs to a 26-7 record, the second-most wins in school history; a school-record tying 13-game winning streak; and a Top 25 ranking during the second half of the season.

Welch began his coaching career as a graduate assistant at the University of Nevada, Las Vegas for three years including the 1987 season when the UNLV Rebels advanced to the NCAA Final Four. When the Rebels' season ended, Welch also served as a player and coach in the New Zealand Professional Basketball League from 1986-89. Welch returned to the collegiate ranks as an assistant coach at Long Beach State where he helped Head Coach Seth Greenburg guide the 49ers to a two-year record of 37-20 and a berth in the 1995 NCAA Tournament.

As a player, Welch spent three seasons at the University of Nevada, Reno and transferred to UNLV for his senior year. Welch played under Tarkanian for one year when the Rebels compiled a 33-5 record and advanced to the third round of the NCAA Tournament.

Welch was born on Feb. 17, 1963 in Portland, Maine. He attended Ranch High School in Las Vegas where he was an All-State selection. He and his wife, Jean, have a daughter, Haley, and a son, Riley.

CHAD ISKE

Assistant Coach

Chad Iske enters his 14th season with the Denver Nuggets and his sixth as an assistant coach. Iske oversees the scouting of upcoming opponents and assists Coach Karl with game plan preparation.

Iske began working with the Nuggets on the ground level, serving as an intern in the scouting department for the 1999-00 season. From there he worked as the team's video coordinator and scouting coordinator, began advanced scouting in 2004, and was promoted to assistant coach in 2008. He also scouted the CBA and D-League during the 2005-06 and 2006-07 seasons.

A graduate of Regis Jesuit High School in Aurora (CO), Iske has volunteered as a coach in the school's high school and junior high basketball programs. He also served as an assistant coach for basketball and baseball at Bishop Seabury Academy in Lawrence, Kan. and helped start the Kansas Angels summer high school basketball program in 1997 – where he was the primary fund raiser and assistant coach in '97-98.

Iske, 36, graduated from the University of Kansas in 1999 with a degree in sports management. He and his wife Lauren currently reside in Denver.

RYAN BOWEN

Assistant Coach

Ryan Bowen enters his second season on the Denver Nuggets coaching staff after spending two years as the video coordinator for the University of Iowa men's basketball team.

Bowen returned to Denver following an 10-year NBA career that included five seasons with the Nuggets from 1999-2004. Drafted by Denver in the second round (55th overall) of the 1998 NBA Draft, Bowen spent one season playing in Turkey before joining the Nuggets.

Known for his hustle and work ethic, Bowen was a fan favorite at Pepsi Center and averaged 3.2 points and 2.6 rebounds in 298 games with the Nuggets. His best season in Denver was 2001-02 when he started 21 games and averaged a career-high 4.9 points and 2.2 rebounds. Bowen also was an active member of the community and received the Chopper Travaglini Award given for outstanding community service in 2002.

Bowen, 36, also played for the Houston Rockets (2004-06), New Orleans Hornets (2007-09) and Oklahoma City Thunder (2010-11), finishing his NBA career with averages of 2.6 points and 2.1 rebounds in 507 games.

Before playing professionally, Bowen enjoyed a distinguished career at the University of Iowa. In 120 games with the Hawkeyes (1994-98), he scored 1,090 points (9.1 avg.), grabbed 804 rebounds (6.7 avg.), recorded 208 steals and blocked 124 shots. He remains the school's career field goal percentage leader (.575) and ranks first in career steals, fourth in blocks and eighth in rebounds. A two-time All-Big Ten selection, Bowen was inducted to the Iowa Boys Basketball Hall of Fame in 2012.

Bowen and his wife, Wendy, reside in Highlands Ranch with their three children, daughter Isabel (11) and sons Benjamin (9) and Zachary (7).

PATRICK MUTOMBO

Assistant Coach

Patrick Mutombo enters his second season with the Nuggets and his first as an assistant coach. He joined the team as a player development coordinator in 2011-12 after being a member of the Metro State University coaching staff.

In his role with the Nuggets, Mutombo works closely with the players to improve their individual skills before, during and after practices and team shootarounds. He also assists with advanced scouting of upcoming opponents. Mutombo served as an instructor at the NBA's 2012 Basketball Without Borders Africa camp and Masai Ujiri's Top 50 camp in Nigeria.

A native of the Democratic Republic of Congo, Mutombo developed his basketball skills while growing up in Belgium, and he later played under coach Mike Dunlap at Metro State in Denver. Mutombo spent six years playing professionally in Italy, Greece and the NBA Development League. He played four seasons on four different teams in the top league in Italy, one season for Trikala 2000 in Greece's top league, and the 2009-10 season with Bakersfield in the NBDL.

Mutombo, 32, turned pro after a distinguished career Metro State (1999-2003). He helped the Roadrunners win two NCAA Division II national championships (2000 and 2002) and was named second-team All-America in 2001 and first-team All-America in 2002. Mutombo ranks second in school history in career free throw percentage (.853), fifth in field goals made (571) and ninth in points (1,360). He was inducted into the Metro State Athletics Hall of Fame in February 2011.

Mutombo, who graduated from Metro State in 2003 with a degree in political science, resides in Denver with his wife Magali. In his spare time, he enjoys painting, sculpting and building wood furniture.



JIM GILLEN

Head Athletic Trainer

One of the most respected athletic trainers in the NBA, Jim Gillen is in his 21st season with the Nuggets. He is responsible for the treatment and rehabilitation of all injuries, in conjunction with the team's medical staff.

In addition, he serves as the team's travel coordinator and works closely with Strength and Conditioning Coach Steve Hess to monitor the Nuggets' workout regimen and diet.

Gillen traveled across town in 1991 to join the Nuggets after serving as the assistant athletic trainer for the Denver Broncos from '87-90. During his tenure with the Broncos, Gillen accompanied the team to three Super Bowls.

He and Broncos Head Athletic Trainer Steve Antonopulos were named the NFL's Athletic Training Staff of the Year in '87.

Prior to joining the Broncos, Gillen was an athletic trainer for the AMI/Denver Broncos Sports Medicine Clinic in 1987 and served as the head athletic trainer at Overland High School from '82-86 and Aurora Central High School from '80-82.

After receiving his bachelor's and master's degrees from Fort Hays State (Kan.), Gillen was the head athletic trainer at Roosevelt High School in San Antonio before moving to Denver.

A member of the National Athletic Trainers Association and the American College of Sports Medicine, Gillen is a past president of the Colorado Athletic Trainers Association. He is also a past Chairman of the NBA Athletic Trainers Association.

Gillen has served as an athletic trainer at three NBA All-Star Games, working the 2005 (Denver) and 2003 (Atlanta) contests as the head trainer for the Western Conference and the 1995 game in Phoenix as an assistant.

He was honored with the Joe O'Toole NBA Athletic Trainer of the Year Award in 2002 and 2008 and was an athletic trainer for USA Basketball at the 2002 World Championships in Indianapolis. In 2010 Gillen was inducted into the Rocky Mountain Athletic Trainers Association Hall of Fame, which represents the states of Colorado, Wyoming, Utah, New Mexico and Arizona.

In 2003, Gillen established the Excellence in High School Athletic Training Award given annually to the top high school athletic training program in Colorado and Wyoming. The recipient receives a monetary donation for supplies and equipment and is recognized at a Nuggets home game. In addition, each year a "Comeback Athlete of the Year" and the school that the athlete attends are rewarded for outstanding rehab. For his efforts with the program, Gillen received an Athletic Trainer Service Award from the National Athletic Trainers Association.

A native of Meade, Kan., his family includes wife Terri, daughter Rachel; daughter Jamee Ulitzky, her husband Josh and their children Joey, Jordan and Julia; son J.D., his wife Emily and their daughters Alexsis and Aspen; and daughter Amanda Lloyd and her husband J and their daughter Karaline.

STEVE HESS

Assistant Coach/Strength and Conditioning

Keeping the Nuggets in top physical shape is the job of Steve Hess, the team's assistant coach/strength and conditioning. Hess oversees the team's weight training, conditioning, stretching and nutritional programs. He designed and arranged the Nuggets' weight room in the Pepsi Center and also designed functional pieces unique to the Denver Nuggets.

In his 15th season with the Nuggets, Hess creates and administers individual workout programs for each player

throughout the entire year. He spends the majority of the off-season working with Nuggets players and other

professional athletes, overseeing every aspect of their workout programs. He pushes them to reach their peak physical condition.

Hess is a co-owner of FORZA fitness and performance center and is one of 12 trainers worldwide who sits on the Under Armour training council. He is also the official spokesperson for the National Sports Center for the Disabled and is also a member of NBA Team Fit.

In addition, Hess has been featured on NBA Inside Stuff, All-Access with Ahmad Rashad, NBATV and The Eating Network. He also has his own workout segment on the Altitude Sports & Entertainment network.

A graduate of Ithaca College (N.Y.), Hess received a master's degree in physical education with an emphasis on sports medicine and a bachelor's degree in exercise science fitness and cardiac rehabilitation in '91.

Hess lives to obtain peak performance in his own life. His wife, Alicia, is also a conditioning expert and the couple spends their time chasing their two sons, Jordan and Korey, around their home.

DAN SHIMENSKY

Assistant Athletic Trainer/Strength and Conditioning

Dan Shimensky enters his sixth season with the Denver Nuggets as Assistant Athletic Trainer / Assistant Strength and Conditioning Coach.

Throughout the year, Shimensky assists both Head Athletic Trainer/ Travel Coordinator Jim Gillen and Assistant Coach/Strength & Conditioning Steve Hess. Some of his duties include: treatment and rehabilitation of injuries, pre-participation taping and muscle/joint activation of players, strengthening and conditioning of players, administering concussion tests, ordering medical/ weight room supplies, working closely with team physicians, and pre-season physicals.

A graduate of Central Washington University, Shimensky received his master's degree in exercise science. While at CWU, he was the graduate assistant athletic trainer for football and men's basketball.

Prior to his tenure at Central Washington, Shimensky completed his undergraduate work at the University of Utah, receiving his degree in exercise science with an emphasis in athletic training. He worked on the training staff for football and women's gymnastics.

While at Utah, Shimensky also had the opportunity to be involved in numerous internships with several NBA organizations including the Miami Heat (Summer, 2003), the Nuggets (Fall, 2004) and the Seattle Sonics (Summers of 2004, 05, 06).

In addition to being a certified Athletic Trainer, Shimensky has obtained his corrective exercise specialization (CES) and performance enhancement specialization (PES) certifications through the National Academy of Sports Medicine (NASM).

In 2009, Shimensky was fortunate and honored to be selected as Head Athletic Trainer for the USA men's U-19 Men's FIBA World Championships. Held in Auckland, New Zealand; Shimensky helped Team USA capture the gold medal, an accomplishment that had not been achieved since 1991.

During this past summer, Shimensky was brought back to USA basketball as Head Athletic Trainer for the men's U-16 national team for the FIBA Americas Championship. Hosted in Cancun, Mexico; Shimensky was able to obtain a second gold medal as team USA finished with a perfect 5-0 record.

Shimensky and his beautiful wife Heather, currently reside with their dog Suki (a.k.a "The Sooks") outside of Denver.

His father, Mike, was a longtime NBA Athletic Trainer.

MIKE BRATZ
DIRECTOR OF PLAYER PERSONNEL

TIM DIXON
DIRECTOR OF TEAM SERVICES AND BROADCAST RELATIONS

FELIPE EICHENBERGER
ASSISTANT STRENGTH AND CONDITIONING COACH

TIM GELT
MEDIA RELATIONS DIRECTOR

RAHSAAN GETHERS
MEDIA RELATIONS INTERN

SPARKY GONZALES
EQUIPMENT MANAGER

NASHION HARPER
VIDEO COORDINATOR

LISA JOHNSON
EXECUTIVE DIRECTOR OF BASKETBALL ADMINISTRATION

HERB LIVSEY
SCOUT

AARON LOPEZ
COMMUNICATIONS SPECIALIST

JASON NYGREN
ASSISTANT VIDEO COORDINATOR

NICK O'HAYRE
MEDIA RELATIONS MANAGER

DAN TOLZMAN
SCOUTING COORDINATOR

DR. STEVE TRAINA
HEAD TEAM PHYSICIAN/ ORTHOPEDIC SURGEON

VANCE WALBERG
SPECIAL ASSISTANT TO THE COACHING STAFF

AMY YURATOVAC
BASKETBALL OPERATIONS COORDINATOR, PLAYER DEVELOPMENT

NOT PICTURED

Dr. Steve Barker ..... Team Dentist
Dr. Gary Jamell ..... Team Ophthalmologist
Jameson Kovach ..... Media Relations Intern
Dr. Saurabh Mangalik ..... Internal Medicine
Dr. Mike Ptasnik ..... Team Cardiologist
Bobby Simmons ..... Director, Team Security

DENVER NUGGETS

PLAYER INFORMATION

2012-13 DENVER NUGGETS MEDIA GUIDE

2012-13 TRAINING CAMP ROSTER

NO.	PLAYER	POS.	HT.	WT.	SCHOOL/COUNTRY	EXP.
13	Corey Brewer	F	6-9	188	Florida/USA	4
5	Anthony Carter	G	6-1	190	Hawaii/USA	13
21	Wilson Chandler	F	6-8	225	DePaul/USA	5
35	Kenneth Faried	F	6-8	228	Morehead State/USA	1
94	Evan Fournier	G	6-6	200	/France	R
8	Danilo Gallinari	F	6-10	225	Armani Milano/Italy	4
1	Jordan Hamilton	G/F	6-8	220	Texas/USA	1
9	Andre Iguodala	G/F	6-6	207	Arizona/USA	8
41	Kosta Koufos	C	7-0	265	Ohio State/USA	4
3	Ty Lawson	G	5-11	195	North Carolina/USA	3
24	Andre Miller	G	6-2	200	Utah/USA	13
25	Timofey Mozgov	C	7-1	250	BC Khimki/Russia	2
15	Anthony Randolph	F	6-11	225	Louisiana State/USA	4
10	Julyan Stone	G	6-7	200	UTEP/USA	1
4	Ben Uzoh	G	6-3	205	Tulsa/USA	2

Head Coach: ..... George Karl (North Carolina)
Assistant Coaches: ..... Melvin Hunt (Baylor), Chad Iske (Kansas)
..... John Welch (UNLV), Ryan Bowen (Iowa)
..... Patrick Mutombo (Metro State)
Special Assistant to the Coaching Staff ..... Vance Walberg (Cal State Bakersfield)
Assistant Coach/Strength & Conditioning: ..... Steve Hess (Ithaca)
Athletic Trainer: ..... Jim Gillen (Ft. Hays State)
Asst. Athletic Trainer/Asst. Strength & Cond. Coach: ..... Dan Shimensky (Utah)

PRONUNCIATION GUIDE

Kenneth Faried (Fa-REED)
Kosta Koufos (COAST-ah KOO-fuss)
Andre Iguodala - (E-gu-doll-a)
Danilo Gallinari – (Da-KNEE-lo Gal-in-ARE-ee)
Danilo Gallinari (Da-KNEE-lo Gal-in-ARE-ee)
Timofey Mozgov (TEAM-oh-fay MOZ-go)
Javale McGee – (Ja-Veil)
Evan Fournier – (Forn-yay)

HOW THE ROSTER WAS BUILT - DRAFTED (3)

Kenneth Faried: 2011 NBA Draft, First Round, No. 22 overall.
Evan Fournier: 2012 NBA Draft First Round, No. 20 overall.
Quincy Miller: 2012 NBA Draft Second Round, No. 38 overall.

HOW THE ROSTER WAS BUILT - BY TRADE (10)

Corey Brewer: From Dallas along with Rudy Fernandez in exchange for a future 2nd round pick on Dec.13, 2011.

Wilson Chandler: From New York, along with multiple other players and future 1st and 2nd round picks, in exchange for Carmelo Anthony, Chauncey Billups, Anthony Carter, Renaldo Balkman and Shelden Williams, in a trade involving Denver, New York, and Minnesota on February 22nd, 2011.

Jordan Hamilton: From Dallas in a 3-team draft-night trade (Portland) along with Andre Miller and a future 2nd round pick in exchange for Raymond Felton on June 23, 2011.

Andre Iguodala: From Philadelphia in a 12-player deal which sent Arron Afflalo , Al Harrington, Maurice Harkless, Nikola Vucevic, Christian Eyenga, Josh McRoberts and multiple future draft picks to Orlando, Dwight Howard, Earl Clark, Chris Duhon to the L.A. Lakers and Andrew Bynum and Jason Richardson to Philadelphia on August 10, 2012.

Ty Lawson: From Minnesota in exchange for a future first round draft pick on June 26, 2009.

Danilo Gallinari: From New York in a 3-team trade (Minnesota) along with Wilson Chandler, Raymond Felton, Timofey Mozgov, Kosta Koufos, cash considerations and draft picks in exchange for Carmelo Anthony, Renaldo Balkman, Chauncey Billups, Anthony Carter and Shelden Williams on Feb. 22, 2011.

Kosta Koufos: From Minnesota in a 3-team trade (New York) on Feb. 22, 2011. (See Chandler, Gallinari for details).

JaVale McGee: From Washington along with Ronny Turiaf and a future second round pick in a three-team deal with the L.A. Clippers that sent Nene to Washington on Mar. 15, 2012.

Andre Miller: From Portland in a 3-team draft-night trade (Dallas) along with Jordan Hamilton and a future 2nd round pick in exchange for Raymond Felton on June 23, 2011.

Timofey Mozgov: From New York in a 3-team trade (Minnesota) on Feb. 22, 2011 (See Chandler, Gallinari for details).

HOW THE ROSTER WAS BUILT - FREE AGENTS (4)

Anthony Carter: Signed on Oct. 1, 2012.
Anthony Randolph: Signed on July 20, 2012.
Julyan Stone: Signed on Dec. 9 2011.
Ben Uzoh: Signed on Oct. 1, 2012.

REGULAR SEASON CAREER HIGHS

PLAYER	MIN	FGM	FGA	3FGM	3FGA	FTM	FTA	REBS	ASTS	STLS	BS	PTS
COREY BREWER	45 1/13/10 @ HOU	10 (5) 2/17/12 @ MEM	21 11/2/09 @ LAC	5 2/17/12 @ MEM	8 3/10/10 VS. DEN	10 3/3/10 @ DAL	12 3/3/10 @ DAL	18 12/6/07 @ ATL	6 (5) 2/24/10 @ ATL	5 (5) 2/15/12 @ DAL	3 (4) 1/22/10 VS. NOH	27 (2) 4/14/10 VS. DET
ANTHONY CARTER	45 1/18/00 VS. CHI	9(4) 1/30/08 @ MEM	16(2) 1/11/08 VS. ORL	4 1/27/08 @ DAL	6 1/27/08 @ DAL	8 1/24/05 VS. DET	10(2) 2/11/06 VS. NOK	9 11/29/08 @ MIN	15(2) 1/6/08 VS. PHI	6 4/1/08 VS. PHX	4 3/4/05 VS. MIL	21(2) 1/11/08 VS. ORL
WILSON CHANDLER	49 2/11/09 @ LAC	15 2/9/10 VS. SAC	23 (3) 2/9/10 VS. SAC	6 (2) 2/25/09 VS. ORL	12 1/16/09 @ WAS	11 1/4/09 VS. BOS	12 1/4/09 VS. BOS	17 1/1/10 @ ATL	7 11/12/10 @ MIN	3 (7) 3/2/11 VS. CHA	6 3/23/11 VS. SA	35 2/9/10 VS. SAC
KENNETH FARIED	36 2/20/12 VS. MIN	12 4/19/12 VS. GSW	18 4/19/12 VS. GSW	0 N/A N/A	0 N/A N/A	8 3/17/12 VS. BOS	8(2) 4/11/12 VS. MIN	17 4/9/12 VS. GSW	2 1/25/12 @ SAC	2 (2) 4/9/12 VS. GSW	4 1/4/12 VS. SAC	27 4/9/12 VS. MIN
EVAN FOURNIER	N/A	N/A	N/A	N/A	N/A	N/A	N/A	N/A	N/A	N/A	N/A	N/A
DANILO GALLINARI	52 (2) 1/21/12 @ NYK	10 (4) 1/7/12 VS. TOR	22 10/31/09 VS. PHI	8 10/31/09 VS. PHI	16 10/31/09 VS. PHI	18 1/21/12 @ NYK	20 1/21/12 @ NYK	13 2/4/11 @ PHI	8 4/2/10 @ GS	5 1/1/12 VS. LAL	4 2/26/10 @ WAS	37 1/21/12 @ NYK
JORDAN HAMILTON	27 2/23/12 VS. SAS	6 2/22/12 @ LAC	11 2/22/12 @ LAC	4 2/22/12 @ LAC	5 2/22/12 @ LAC	2 2/22/12 @ LAC	2 2/22/12 @ LAC	9 2/22/12 VS. SAS	3 2/29/12 VS. POR	1 (2) 2/20/12 VS. MIN	0 N/A N/A	18 2/22/12 @ LAC
ANDRE IGUODALA	52(2) 1/24/07 @ CLE	15 3/1/08 @ PHO	25(2) 2/13/08 VS. MEM	6 11/16/05 @ TOR	10(2) 12/7/09 VS. DEN	14 12/31/08 @ LAC	17(2) 12/31/08 @ LAC	17 3/15/10 VS. NYK	16 2/4/11 VS. NYK	6(3) 2/24/06 @ MIL	4(3) 12/26/11 @ POR	34 1/24/07 @ CLE
KOSTA KOUFOS	30 11/14/08 @ CHA	8 12/26/08 VS. DAL	11(3) 2/5/12 @ POR	0 N/A N/A	1 (2) 12/3/10 @ SA	6 4/11/11 VS. GS	7(2) 4/11/11 VS. GS	12 2/3/12 @ POR	2 (4) 4/14/10 VS. PHX	5 2/14/12 VS. PHX	5 11/14/08 @ CHA	18(2) 4/11/11 VS. GS
TY LAWSON	49 1/21/12 @ NYK	11(2) 3/26/12 @ CHI	21 3/26/12 @ CHI	10 4/9/11 VS. MIN	11 4/9/11 VS. MIN	8 (2) 4/5/11 VS. OKC	11 2/6/10 @ UTA	9 (2) 3/26/12 @ CHI	15 3/2/12 @ HOU	8 12/29/11 @ POR	1 (6) 4/6/11 @ DAL	37 4/9/11 VS. MIN
JAVALE MCGEE	51 3/23/11 @ LAC	11(4) 1/14/12 VS. PHI	18(2) 2/10/12 VS MIA	0 N/A N/A	1(4) 12/18/10 VS.MIA	10 3/27/11 @ GSW	11 3/27/11 @ GSW	18 (3) 1/14/12 VS.PHI	3 3/20/11 VS. NJN	3 (3) 12/14/10 VS. LAL	12 3/15/12 @ CHI	28 3/27/11 @ GSW
ANDRE MILLER	53 3/8/02 @ MIL	22 1/30/10 @ DAL	31 1/30/10 @ DAL	3 (2) 1/18/12 @ PHI	6 3/21/10 @ PHX	16 2/18/02 VS. UTA	17 2/18/02 VS. UTA	12 1/26/07 VS. CLE	22 12/15/01 VS. PHI	9 12/15/01 VS. PHI	3 (3) 2/10/10 @ PHX	52 1/30/10 @ DAL
QUINCY MILLER	N/A	N/A	N/A	N/A	N/A	N/A	N/A	N/A	N/A	N/A	N/A	N/A
TIMOFEY MOZGOV	40 1/30/11 VS. DET	9 1/30/11 VS. DET	15 1/30/11 VS. DET	0 N/A N/A	0 N/A N/A	5 1/30/11 VS. DET	6 1/30/11 VS. DET	14 1/30/11 VS. DET	2 11/5/10 VS. WAS	3 11/5/10 VS. WAS	3 (4) 1/13/12 VS. MIA	23 1/30/11 VS. DET
ANTHONY RANDOLPH	47 3/6/09 @ DET	14 3/24/11 @ DAL	23 12/5/09 VS. ORL	1(2) 2/2/11 VS. DAL	2 11/11/09 @ IND	9 12/14/09 @ PHI	11 12/14/09 @PHI	16 4/13/09 VS. SAS	5(3) 12/29/09 @ LAL	4(2) 4/13/09 VS. SAS	8 12/23/09 @ NO	31 3/24/11 @ DAL
JULYAN STONE	21(2) 2/23/12 VS. SAS	3 1/25/12 @ SAC	6 1/25/12 @ SAC	1 1/29/12 VS. LAC	3 2/6/12 VS. HOU	1 1/29/12 VS. LAC	3 2/20/12 VS. MIN	5 1/25/12 @ SAC	7 2/23/12 VS. SAS	2(2) 2/20/12 VS. MIN	1 1/25/12 @ SAC	9 2/23/12 VS. SAS
BEN UZOH	46 4/26/12 VS. NJN	6(2) 4/26/12 VS. NJN	19 4/26/12 VS. NJN	1(3) 4/3/11 @ MIA	1(9) 3/28/12 VS. DEN	6 2/26/11 @ HOU	6 (3) 4/8/11 VS. NYK	11 4/26/12 VS. NJN	12 4/26/12 VS. NJN	4 4/26/12 VS. NJN	4 4/8/11 VS. NYK	18 2/26/11 @ HOU
NUGGETS	3 OT (4) 1/10/06 VS. PHX	68 12/13/83 VS. DET	130 11/2/90 VS. GSW	19 4/9/11 VS. MIN	38 4/9/11 VS. MIN	51 (2) 10/29/83 @ SD	65 4/10/77 @ NO	73 1/5/91 VS. PHI	52 4/21/89 @ GSW	20 (7) 3/18/89 VS. MIA	19 11/24/87 VS. NJ	184 12/13/83 VS. DET
OPPONENTS	3 OT (4) 1/10/06 VS. PHX	74 12/13/83 VS. DET	136 12/13/83 VS. DET	20 (2) 1/11/12 VS. NJN	37 2/29/96 VS. DAL	49 3/21/91 @ GS	66 12/23/83 @ UTA	75 (2) 11/28/86 @ IND	52 3/18/83 @ SEA	22 3/20/97 VS. SEA	22 12/12/91 @ NJ	186 12/13/83 VS. DET

NUMBER IN PARENTHESIS INDICATES HOW MANY TIMES THAT MARK HAS BEEN ACHIEVED

COREY BREWER

Position:
Forward

Height/Weight:
6'9"/188

Date of Birth:
03/05/86

College:
Florida

Pro Experience:
5 years

2011-12 STATISTICS:

PPG:
8.9

RPG:
2.5

APG:
1.5

2011-12

PPG: 8.9 RPG: 2.5 APG: 1.5 MPG: 21.5
10+PTS: 24 20+PTS: 3

Appeared in 59 games (17 starts) and averaged 8.9 points and 3.5, in 21.5 minutes … Tallied 15 points and six rebounds in 29 minutes vs. MEM on 3/11 … Had 12 points and four rebounds in 33 minutes at SAS on 3/4 … Posted 15 points, three rebounds and two steals in 32 minutes at HOU on 3/2 … Scored 23 points in 29 minutes vs. SAS on 2/23 … Posted a season-high 26 points and five rebounds in 32 minutes at MEM on 2/17 … Had 19 points, five rebounds and two steals in 34 minutes at IND on 2/11 … Registered 14 points, five assists and two steals in 20 minutes at POR on 2/4 … Missed game at LAC on 2/2, vs. HOU on 2/6 , vs. DAL on 2/8 and vs. GSW on 2/9 due to personal reasons … Early in the season, recorded 3 DNP-CD on 12/31 at LAL, 1/1 vs. LAL and 1/6 at NOH.

CAREER

2010-11 (Minnesota; Dallas): Appeared in 69 total games (24 starts) and averaged 8.0 ppg, 2.5 rpg, and 1.3 apg in 21.9 minutes … Shot 39.5% from the field and 70.8% from the free throw line … Played in 56 games with Minnesota (22 starts) averaging 8.6 ppg, 2.7 rpg, and 1.4 apg in 24.3 minutes … Played in 13 games for Dallas (2 starts) averaging 5.3 ppg, and 1.8 rpg in 11.4 minutes …Had a season-high 23 points (8-15 FGs), and five steals in 34 minutes vs. Orlando on 1/15/11 … Registered 20 points in 28 minutes at Phoenix on 12/15/10 … Waved by New York on 3/1/11 … Acquired by Dallas as a free agent on 3/3/11 … Scored in double figures on 27 occasions, including three games of 20+ … Registered three DNP-CDs and spent six games on the inactive list (CDs) with Dallas. **2009-10 (Minnesota):** Became just the 2nd Timberwolves player in the past 5 years to start all 82 games … averaged 13.0 ppg, 3.4 rpg, 2.4 apg in 30.3 minutes … shot a career-best 43.1% from the floor and 64.8% from the FT line … led the Wolves with 82 3-pointers, shooting 34.6% 3FGs … ranked 18th in the NBA in steals (1.43 spg), tallying 3+ on 13 occasions … 1st career double-double with 22 points and 13 rebounds vs. Denver on 11/25/09 … career-high 27 points vs. Washington on 12/26/09 … led Minnesota in scoring 17 times, and scored 20+ points 14 times (57 double-figure games) … **2008-09 (Minnesota):** Played only 15 games before suffering a torn anterior cruciate ligament in his right knee vs. Denver on 11/29/08 … underwent surgery on 12/17/08 and missed the season's final 67 games … played in 15 games (8 starts) prior to the injury, averaging 6.2 ppg and 3.3 rpg in 20.5 minutes while shooting 41.4% from the floor and 73.7% from the foul line … **2007-08 (Minnesota):** Appeared in 79 games (35 starts) during his rookie season … averaged 5.8 ppg, 3.7 rpg and 1.0 spg while shooting 37.4% from the floor and 80.0% from the FT line in 22.8 minutes … 18 double-figure scoring games …18 rebounds at Atlanta on 12/6/07, the best single-game total by a Timberwolves rookie since Dean Garrett corralled 20 at San Antonio on 1/31/97 …16 points at Houston on 1/11/08 … season-best 16 points vs. Utah on 3/30/08) … missed 1 game due to a right thigh contusion on 3/5/08.

PLAYOFFS

2012 (Denver): Appeared in seven games vs. L.A. Lakers, averaging 8.3 points, 2.0 rebounds and 1.00 steals in 16.6 minutes … Scored 10+ three times, including a playoff career-high 18 points in GM 6 on 5/10. **2011 (Dallas):** Appeared in 6 playoff games averaging 1.5 points in 3.8 minutes for Dallas on their way to the 2011 NBA championship.

CAREER TRANSACTIONS

Selected by Minnesota in the first round of the 2007 NBA Draft (7th overall)…part of a three-team, 12-player deal that sent Brewer to New York in exchange for Eddy Curry and Anthony Randolph with New York also acquiring Carmelo Anthony, Chauncey Billups, Anthony Carter, Renaldo Balkman and Shelden Williams from Denver and Denver acquiring Wilson Chandler, Danilo Gallinari, Raymond Felton, Timofey Mozgov, a first round draft pick, two second round draft picks and cash considerations (2/22/11)…waived by New York (3/1/11)…signed by Dallas as a free agent (3/3/11).

COLLEGE

Played three seasons at the University of Florida … averaged 11.3 points (47.9% FGs, 35.6% 3FGs, 70.8% FTs), 4.3 rebounds, 2.8 assists and 1.6 steals in 108 games (106 starts) … was a member of Florida's National Championship teams in 2006 and 2007 when the Gators became the first school to post back-to-back titles in 15 years … finished his career as Florida's all-time scoring leader in the NCAA Tournament with 198 points … ranks T-28th on Florida's all-time scoring list with 1,225 points … ranks 5th in career steals with 176 … named Most Outstanding Player of the 2007 NCAA Tournament Final Four … earned First Team All-SEC honors and named

the SEC Co-Defensive Player of the Year as a junior … 2006-07: Ranked 2nd on the team in scoring (13.2 ppg) and assists (2.9 apg) and 3rd in rebounding (4.7 rpg) … 2005-06: Named to the Final Four All-Tournament Team as a sophomore … averaged 12.7 points, 4.8 rebounds and 3.3 assists in 39 games … 4 games with 20+ points … posted the only triple-double in Florida history with 15 points, 10 rebounds and a career-high 13 assists vs. Jacksonville on 12/18/05 … 11 points and 7 rebounds vs. UCLA in the 2006 National Championship Game … 2004-05: Earned SEC All-Freshman Team honors … averaged 7.5 points, 3.4 rebounds and a team-high 1.4 steals … 8 games with 10+ points.

PERSONAL

Parents are the late Pee Wee and Glenda Brewer…hosts a summer basketball camp for elementary students in his hometown of Portland, Tenn….helped unveil a new Reading and Learning Center at Scheffer Recreation Center in St. Paul prior to his rookie season… actively participates in fundraising events for the American Diabetes Association and the Juvenile Diabetes Association as the disease has impacted his immediate family…named to the McDonald's All-American Team in 2004 after averaging 29.4 points and 12.8 rebounds per game during his senior season at Portland High School…has his own website (www.cbrewer22.com)…interested in pursuing a career in broadcasting when his playing career is over.

CAREER STATISTICS

NBA REGULAR SEASON

			-Field Goals-			-Free Throws-			-Rebounds-										-Averages-		
YEAR/TEAM	**GP**	**MIN**	**FGM**	**FGA**	**PCT**	**FTM**	**FTA**	**PCT**	**OFF**	**DEF**	**TOT**	**AST**	**PF**	**DQ**	**STL**	**TO**	**BS**	**PTS**	**RPG**	**APG**	**PPG**
07-08 \ MIN	79	1803	182	486	.374	88	110	.800	82	210	292	111	188	0	76	89	25	459	3.7	1.4	5.8
08-09 \ MIN	15	307	37	90	.411	14	19	.737	18	31	49	25	37	0	15	13	3	93	3.3	1.7	6.2
09-10 \ MIN	82	2482	409	949	.431	166	256	.348	70	209	279	193	224	0	117	164	29	1066	3.4	2.4	13.0
10-11 \ MIN-DAL	69	1510	193	488	.395	136	192	.708	57	118	175	89	159	0	100	87	16	552	2.5	1.3	8.0
11-12 \ DEN	59	1287	201	463	.434	90	130	.692	43	107	150	88	113	0	72	56	17	525	2.5	1.5	8.9
TOTALS	**304**	**7390**	**1022**	**2476**	**.413**	**494**	**707**	**.699**	**270**	**675**	**945**	**506**	**721**	**0**	**380**	**409**	**90**	**2695**	**3.1**	**1.7**	**8.9**

Three-Point Field Goals: '07-08, 7-36 (.194); '08-09, 5-12 (.417); '09-10, 82-237 (.346); '10-11, 30-112 (.268); '11-12, 34-128 (.260). **Totals:** 157-524 (.300).

NBA PLAYOFFS

			-Field Goals-			-Free Throws-			-Rebounds-										-Averages-		
YEAR/TEAM	**GP**	**MIN**	**FGM**	**FGA**	**PCT**	**FTM**	**FTA**	**PCT**	**OFF**	**DEF**	**TOT**	**AST**	**PF**	**DQ**	**STL**	**TO**	**BS**	**PTS**	**RPG**	**APG**	**PPG**
2011 \ DAL	6	22	4	9	.444	0	0	.000	0	2	2	1	5	0	4	2	0	9	0.3	0.2	1.5
2012 \ DEN	7	116	23	54	.426	6	8	.750	6	8	14	6	11	0	7	2	2	58	2.0	0.9	8.3
TOTALS	**13**	**139**	**7**	**63**	**.429**	**6**	**8**	**.750**	**6**	**10**	**16**	**7**	**16**	**0**	**11**	**4**	**2**	**67**	**1.2**	**0.5**	**5.2**

Three-Point Field Goals: 2011, 1-3 (.333); 2012, 6-20 (.300). **Totals:** 7-23 (.304).

SEE PAGE 17 FOR CAREER-HIGH INFORMATION.

WILSON CHANDLER

WILSON CHANDLER | 21

Position:
Forward

Height/Weight:
6'8"/225

Date of Birth:
05/10/87

College:
DePaul

Pro Experience:
5 years

2011-12 STATISTICS:

PPG:
9.4

RPG:
5.1

APG:
2.1

2011-12

PPG: 9.4 RPG: 5.1 APG: 2.1 MPG: 0.8
10+PTS: 5 20+PTS: 1

After returning from a stint in China, played in a total of eight games for the Nuggets (6 starts) and tallied 9.4 points, 5.1 rebounds and 2.1 assists in 26.9 minutes ... Scored six points in 19 minutes at CHA on 3/30 … Had 13 points and eight boards in 33 minutes at TOR on 3/28 … Tallied seven points, seven boards, four assists, two steals and two blocks in 35 minutes at CHI on 3/26 … Posted 12 points, six boards and a season-high five assists at MIN on 3/25 … Scored 13 points in 27 minutes at UTA on 3/23 … Posted 11 points and 10 boards in 33 minutes vs. DET on 3/21 … Had 13 points and four boards in 28 minutes vs. DAL on 3/19 … Re-signed as restricted free agent with Denver on 3/18/12 … Played in 7 games from 3/19 to 3/30 before playing in only one of the teams final 14 games due to a hip strain.

CAREER

Has three career 30+ scoring games and eight career double-doubles … Has increased scoring average over each NBA season … Selected to the Sophomore squad in the 2009 T-Mobile Rookie Challenge at NBA All-Star Weekend in Phoenix (tallied six points and seven rebounds) … **2011 (China):** Played for Zhejiang Guangsha in China for the Chinese Basketball Association, averaging 26.6 points and 11.6 rebounds in 32 games. **2010-11 (New York; Denver):** Appeared in 72 total games (49 starts), averaging 15.3 points, 5.7 rebounds, 1.7 assists and 1.31 blocks in 33.3 minutes … Appeared in 21 games with Denver, averaging 12.5 points, 5.0 rebounds, and 1.6 assists in 30.6 minutes … Recorded his highest scoring output as a Nugget in the season finale, with a 27 point performance on 10-20 shooting at Utah … Rejected a career-high six blocks in 35 minutes vs. San Antonio on 3/23 … Posted 16 points, a career-high-tying three steals (7th time), two assists and two blocks in 29 minutes vs. Charlotte on 3/2 … Made his Nuggets debut vs. Boston on 2/24, pitching in 16 points (3-4 3FG) and five rebounds … Acquired from New York on 2/22 as a part of an 13-player trade involving Denver, New York and Minnesota … Appeared in 51 games (30 starts) with the Knicks this season, averaging 16.4 ppg, 5.9 rpg and 1.37 bpg … Scored 20+ points 17 times and 30+ once as a Knick … Recorded five double-doubles with New York, including two of the 20/10 variety … Missed three games (1/28-2/11) with a left calf injury … Scored a season-high 31 points (13-19 FG) vs. San Antonio on 1/4 … Totaled 27 points on a season-high five 3FG makes (5-9) vs. Denver on 12/12 … Dished out a career-high seven assists to go along with five blocks at Minnesota on 11/12 … Recorded 22 points and a season-high 16 rebounds vs. Portland on 10/30/10. **2009-10 (New York):** Averaged career-high 15.3 points (third on team), career-high-tying 5.4 rebounds and shot career-high .479 (412-860) over 35.7 minutes in 65 games (64 starts) … Season Highs – Points: 35 (2/9 vs. Sacramento); Assists: 6 (1/7 vs. Charlotte); Rebounds: 17 (1/1 at Atlanta) … Shot 40-150 (.267) 3FG … Led Knicks in scoring seven times, rebounds seven times, assists four times … Had 15 20+ scoring games and one 30+ effort (a career-high 35 on 2/9 vs. Kings), with four double-doubles and two 20/10 games … Recorded career highs in scoring (15.3), minutes (35.7, 36th in NBA), FG percentage (.479) and FT percentage (.806) … Scored a career-high 35 points (15-23 FG) in an overtime loss vs. Sacramento on 2/9, with 23 points coming after halftime … Scored 2,000th career point vs. Philadelphia on 1/13 … Recorded 24 points and a career-high 17 rebounds in season-high 48 minutes at Atlanta on 1/1 … Missed two games due to personal reasons … Missed the final 15 games of the season with a sore left groin (Inactive nine times) … Underwent left ankle arthroscopy on 4/14 to clean out scar tissue, and underwent surgery to repair a sports hernia on 5/14. **2008-09 (New York):** Over 82 games (70 starts), averaged 14.4 points and 5.4 rebounds and shot .432 FG over 33.4 minutes per game … Only Knick to play in all 82 games, after playing in just 35 games as a rookie … Shot 103-314 (.328) 3FG after going just 9-30 (.300) as a rookie … Led Knicks with 75 total blocks, while his 0.91 bpg ranked 34th in NBA … Fifth in scoring among NBA second-year players (14.4), sixth among NBA sophomores in rebounding (5.4) … Increased scoring average by 7.1 points (from 7.3 to 14.4), tying Philadelphia's Thaddeus Young (from 8.2 to 15.3) for the highest increase among all NBA players … Led Knicks in scoring 10 times, rebounds three times, assists three times … Authored 16 20+ scoring games and two 30+ games … Had three double-doubles, all in five-game span from 3/13-3/21/09 … Played for victorious Sophomore squad in 2009 T-Mobile Rookie Challenge at NBA All-Star Weekend in Phoenix on 2/13 (six points and seven rebounds in 21 minutes) … Paced win at Memphis on 11/12 with 27 points (11-12 FG, 4-4 3FG) … Keyed win over defending champion Celtics on 1/4 with 31 points … Scored 27 points (11-20 FGA) in career-high 49 minutes in OT loss at L.A. Clippers on 2/11 … Season-high 32 points (6-10 3FG) in win vs. Toronto on 2/20 … Shot 11-15 FG and 4-4 3FG (26 points) at Chicago

on 4/7 … Underwent surgery on 6/3 to remove bone spurs from left ankle … **2007-08 (New York):** As a rookie over 35 games (16 starts), averaged 7.3 points and shot .438 FG over 19.6 minutes per game … Led Knicks in scoring twice, rebounds once … Had 11 10+ scoring games (one 20+ game) and one double-double … Placed on the Inactive List 21 times … DNP-CD 25 times … Only game missed due to injury was season finale at Indiana on 4/16 due to a sprained left knee … After appearing in just seven of Knicks' first 49 games (Nov. 2-Feb. 6), saw action in 28 of campaign's last 33 contests (2/8-4/16/08), responding with 8.3 points and .442 (96-217) FG over 22.6 minutes in those 28 games … Started 15 of Knicks' final 21 games … Scored a season-high 23 points in season-high 44 minutes vs. Orlando on 4/6 … Totaled 19 points (8-9 FG) and nine rebounds at Detroit on 4/8, scoring all 19 points in first half.

PLAYOFFS

Has appeared in five career playoff games (with Denver) … **2011 (Denver):** Played in all five games (2 starts), averaging 4.8 ppg, and 4.4 rpg in 23.0 minutes… Posted a career playoff-high nine points and eight rebounds in 32 minutes in Game 1 at Oklahoma City on 4/17/11 … Scored eight points and grabbed four rebounds in 23 minutes in Game 5 at Oklahoma City on 4/27/11.

CAREER TRANSACTIONS

Drafted by the New York Knicks in the first round (23rd overall) of the 2007 NBA Draft … Traded from New York to Denver along with Raymond Felton, Danilo Gallinari, Timofey Mozgov, a 2012 second-round draft pick, a 2013 second-round draft pick, a 2014 first-round draft pick and cash considerations in exchange for Carmelo Anthony, Chauncey Billups, Anthony Carter, Renaldo Balkman and Shelden Williams; the Nuggets also received Kosta Koufos from Minnesota in exchange for a 2015 second-round draft pick (2/22/11) … Signed contract extension with Denver on 3/18/12.

COLLEGE

Averaged 12.9 points, 7.1 rebounds and 1.46 blocks over 31.1 minutes in two seasons at DePaul, shooting .445 FG in starting 52 of his 59 career games … 2006 Big East All-Rookie as a freshman, 2007 Second Team All-Big East as a sophomore … Unanimous Big East All-Rookie Team pick following freshman year in 2005-06 … Averaged 10.6 points, 7.2 rebounds in 25 games (20 starts) … Career-high 26 points vs. Seton Hall, 2/25/06 … Career best 16 rebounds at Dayton on 12/10/05 (highest total for a DePaul freshman since Quentin Richardson in 1998-99) … In sophomore (final) season of 2006-07, averaged 14.6 points, 6.9 rebounds and 1.38 blocks – all team highs – over 31.7 minutes in 34 games (32 starts), earning Second Team All-Big East Honors … Career-high-tying 26 points in first-round NIT matchup vs. Hofstra on 3/14/07.

PERSONAL

Full name is Wilson Jamall Chandler … Son of Wilson Chandler and Marie Thomas … Proud father of two-year old daughter Jaya … Led Benton Harbor (MI) HS to undefeated regular season record as a senior, averaging 24 points, 12 rebounds, five blocks and four steals while shooting .680 FG … Named Michigan's Mr. Basketball in 2005 … Four of his dunks in 2006-07 at DePaul were highlighted on ESPN's Top 10 Plays of the Day … Credits his grandmother Olivia with most helping him mature as an individual … Myriad of nicknames includes Wil, III Wil, Kill at Wil, Wil the Thrill, Willie Blanco and Willie McFly … Joined Knicks teammates in day-long effort to deliver more than 300 Thanksgiving meals to NYC locations in 2008.

CAREER STATISTICS

NBA REGULAR SEASON

			-Field Goals-			-Free Throws-			-Rebounds-									-Averages-		
YEAR/TEAM	**GP**	**MIN**	**FGM**	**FGA**	**PCT**	**FTM**	**FTA**	**PCT**	**OFF**	**DEF**	**TOT**	**AST**	**PF**	**DQ**	**STL**	**TO**	**BS**	**PTS**	**RPG**	**APG**	**PPG**
07-08 \ NY	35	685	106	242	.438	34	54	.630	38	89	127	33	83	1	15	27	16	255	3.6	0.9	7.3
08-09 \ NY	82	2734	455	1054	.432	171	215	.795	91	354	445	170	250	2	71	139	75	1184	5.4	2.1	14.4
09-10 \ NY	65	2319	412	860	.479	96	119	.806	93	255	348	138	184	3	46	108	49	993	5.4	2.1	15.3
10-11 \ NY-DEN	72	2400	429	953	.450	130	161	.807	75	333	408	120	199	2	48	104	94	1100	5.7	1.7	15.3
11-12 \ DEN	8	215	31	79	.392	10	12	.833	6	35	41	17	18	0	6	18	6	75	5.1	2.1	9.4
TOTALS	**262**	**8355**	**1433**	**3188**	**.449**	**474**	**602**	**.787**	**303**	**1066**	**1369**	**478**	**734**	**8**	**186**	**396**	**240**	**3607**	**5.2**	**1.8**	**13.8**

Three-Point Field Goals: '07-08, 9-30 (.300); '08-09, 103-314 (.328); '09-10, 40-150 (.267); '10-11 112-320 (.350); '11-12 3-12 (.250).
Totals: 267-826 (.323).

NBA PLAYOFFS

			-Field Goals-			-Free Throws-			-Rebounds-									-Averages-		
YEAR/TEAM	**GP**	**MIN**	**FGM**	**FGA**	**PCT**	**FTM**	**FTA**	**PCT**	**OFF**	**DEF**	**TOT**	**AST**	**PF**	**DQ**	**STL**	**TO**	**BS**	**PTS**	**RPG**	**APG**	**PPG**
2011 \ DEN	5	115	8	28	.276	7	9	.778	2	20	22	2	15	0	3	4	4	24	4.4	0.4	4.8
TOTALS	**5**	**115**	**8**	**28**	**.276**	**7**	**9**	**.778**	**2**	**20**	**22**	**2**	**15**	**0**	**3**	**4**	**4**	**24**	**4.4**	**0.4**	**4.8**

Three-Point Field Goals: 2011, 1-7 (.143). **Totals:** 1-7 (.143).

SEE PAGE 17 FOR CAREER-HIGH INFORMATION.

KENNETH FARIED

KENNETH FARIED | 35

Position:
Forward

Height/Weight:
6'8"/228

Date of Birth:
11/19/89

College:
Morehead State

Pro Experience:
1 year

2011-12 STATISTICS:

PPG:
10.2

RPG:
7.7

BPG:
1.0

2011-12

PPG:10.2 RPG: 7.7 BPG: 1.0 MPG: 22.5
10+PTS: 25 10+REB: 13 10/10: 12

Appeared in 46 games (39 starts) in his rookie year recording 10.2 points and 7.7 rebounds per game in 22.5 minutes … Recorded an impressive 12 double-doubles … Posted 13 points and 10 boards at OKC on 4/25 … Had 11 points and 10 boards in 30 minutes vs. ORL on 4/22 … Registered 18 points, 14 rebounds and three blocks in 27 minutes at PHX on 4/21 … Totaled 10 points and 11 rebounds in 29 minutes vs. HOU on 4/15 … Posted 16 points and 12 boards in 36 minutes vs. MIN on 4/11 … Had a career-night with 27 points and 17 rebounds in 24 minutes vs. GSW on 4/9 … Scored 20 points to go with 12 boards and two blocks in 34 minutes vs. SAC on 3/5 … Collected 16 points, 11 boards and two blocks in 30 minutes at HOU on 3/2 … Posted 13 points (6-6 FG) and 10 rebounds in 17 minutes vs. POR on 2/29 … Posted 10 points, 14 rebounds and three blocks in 36 minutes vs. MIN on 2/20 … Had 18 points and 10 rebounds in 25 minutes at MEM on 2/17 … Made first career start and posted six points, eight rebounds and one block in 18 minutes vs. HOU on 2/6 … Was listed as DNP-CD a total of 20 times, all before 2/8 vs. DAL including a stretch of 10 straight from 1/6 at NOH to 1/21 at NYN.

PLAYOFFS

2012 (Denver): Appeared in all seven games vs. LAL, averaging 10.4 points, 10.0 rebounds and 1.14 blocks in 27.4 minutes per game … Scored 10+ points in five games, including a playoff-high 15 points to go with 11 rebounds in GM 6 vs. LAL on 5/10 … Grabbed 10+ rebounds four times, including a playoff-high 15 to go with 12 points in GM 3 vs. LAL on 5/4.

CAREER TRANSACTIONS

Selected by the Denver Nuggets out of Morehead State with the 22nd overall selection in the 2011 NBA Draft.

COLLEGE

Became the NCAA modern-era (post-1973) career rebounding leader, surpassing Tim Duncan's 1,570 to finish his career with 1,673 boards … Finished career with 86 double-doubles, placing him just one behind Tim Duncan (87) for most in NCAA Division 1 history … Two-time Ohio Valley Conference Player of the Year and three-time OVC Defensive Player of the Year … Finished with league-record 15 career OVC Player of the Week honors … Selected Third-Team AP All-American and NABC Under Armour Defensive Player of the Year as a senior … **Senior (2010-11):** Averaged 17.3 points, a Division 1-leading 14.5 rebounds, 2.3 blocks and 1.9 steals in 34.7 minutes … Recorded a nation-best 29 double-doubles in 35 contests … Had his No. 35 jersey retired by NSU on senior day … Posted 12 points and 17 rebounds in a first-round upset over fourth-seeded Louisville Cardinals at the Pepsi Center in the NCAA Tournament … Scored 20+ points 16 times, recorded 10+ rebounds in 31 games (20+ six times) and registered three 20-point/20-rebound games … Junior (2009-10): Averaged 16.9 points and 13.0 rebounds en route to Honorable Mention AP All-American honors … Was OVC Player of the Year, Defensive Player of the Year and a First-Team All-Conference selection … Scored 20+ points on 10 occasions … Grabbed 10+ boards 27 times … Registered 24 double-doubles … **Sophomore (2008-09):** Averaged 13.9 points, 13.0 rebounds, 1.9 blocks for the season … **Freshman (2007-08):** Started 20-of-30 games averaging 10.5 points and 8.0 rebounds … Named to the OVC All-Newcomer Team … Ranked first in OVC in offensive rebounds, third in total rebounding, and eighth in field goal percentage

PERSONAL

Has a daughter named Kyra … Nicknamed "The Manimal" … A Business Administration major in Computer Information Systems. Enjoys bowling and Noodles & Company.

CAREER STATISTICS

NBA REGULAR SEASON

			-Field Goals-			-Free Throws-			-Rebounds-										-Averages-		
YEAR/TEAM	**GP**	**MIN**	**FGM**	**FGA**	**PCT**	**FTM**	**FTA**	**PCT**	**OFF**	**DEF**	**TOT**	**AST**	**PF**	**DQ**	**STL**	**TO**	**BS**	**PTS**	**RPG**	**APG**	**PPG**
2011-12 \ DEN	46	1037	181	309	.586	109	164	.665	142	210	352	36	116	0	34	54	47	471	7.7	0.8	10.2
TOTALS	**46**	**1037**	**181**	**309**	**.586**	**109**	**164**	**.665**	**142**	**210**	**352**	**36**	**116**	**0**	**34**	**54**	**47**	**471**	**7.7**	**0.8**	**10.2**

Three-Point Field Goals: '11-12, 0-0 (.000). **Totals:** 0-0 (.000)

NBA PLAYOFFS

			-Field Goals-			-Free Throws-			-Rebounds-										-Averages-		
YEAR/TEAM	**GP**	**MIN**	**FGM**	**FGA**	**PCT**	**FTM**	**FTA**	**PCT**	**OFF**	**DEF**	**TOT**	**AST**	**PF**	**DQ**	**STL**	**TO**	**BS**	**PTS**	**RPG**	**APG**	**PPG**
2012 \ DEN	7	192	32	60	.533	9	12	.750	25	45	70	4	20	0	5	14	8	73	10.0	0.6	10.4
TOTALS	**7**	**192**	**32**	**60**	**.533**	**9**	**12**	**.750**	**25**	**45**	**70**	**4**	**20**	**0**	**5**	**14**	**8**	**73**	**10.0**	**0.6**	**10.4**

Three-Point Field Goals: 2012, 0-0 (.000). **Totals:** 0-0 (.000).

SEE PAGE 17 FOR CAREER-HIGH INFORMATION.



EVAN FOURNIER

EVAN FOURNIER | 94

Position:
Forward

Height/Weight:
6'7"/204

Date of Birth:
10/29/92

Country:
France

Pro Experience:
Rookie

2011-12 STATISTICS:

PPG:
14.0

RPG:
3.2

APG:
2.2

2011-12

Appeared in 30 games with Union Poitiers Basket 86, averaging 14.0 points, 3.2 rebounds, 2.2 assists and 1.50 steals in 26.0 minutes per game … The 19-year-old became the youngest player in French League history to score at least 20 points when he had 21 against SLUC Nancy on 2/5/11.

CAREER

2012 (Denver): Appeared in five games for the Denver Nuggets at Vegas Summer League, averaging 14.8 points, 2.4 rebounds, 1.4 assists and 1.20 steals in 31.2 minutes per game … **International Experience:** Appeared in 59 games with Poitiers … Averaged career highs of 14.0 points and 3.2 rebounds in 26.0 minutes in 2011-2012 … Named the French League Most Improved Player twice (2011, 2012)…Given the French League Rising Star Award twice (2011, 2012)… Scored a career high 27 points against Le Mans … Participated in the Nike Hoop Summit in 2011 … Earned Bronze Medal with France in Europe U20 championships in Spain 2011.

CAREER TRANSACTIONS

Drafted by the Denver Nuggets in the first round (26th overall) of the 2011 NBA Draft … Signed a multi-year contract with Denver on July 10, 2012.

CAREER STATISTICS

BASIC STATISTICS

			-Field Goals-			-Free Throws-			-Rebounds-										-Averages-	
YEAR/TEAM	**GP**	**MIN**	**FGM**	**FGA**	**PCT**	**FTM**	**FTA**	**PCT**	**OFF**	**DEF**	**TOT**	**AST**	**PF**	**DQ**	**STL**	**TO**	**BS**	**PTS**	**RPG**	**APG**	**PPG**
2010-11 \ POIT	29	14.4	2.4	5.4	.446	1.3	1.5	84.1	0.8	1.3	N/A	N/A	2.2	0	0.7	2.0	0.1	6.4	2.1	0.7	6.4
2011-12 \ POIT	30	26.0	4.9	11.4	.425	3.0	3.9	75.4	1.1	3.0	N/A	N/A	3.1	0	1.5	3.2	0.1	14.0	4.1	2.2	14.0
TOTALS	**59**	**20.2**	**3.7**	**8.4**	**.436**	**4.3**	**5.4**	**79.8**	**1.0**	**2.2**	**N/A**	**N/A**	**2.7**	**0**	**1.1**	**2.6**	**0.1**	**10.2**	**3.1**	**1.5**	**10.2**

DANILO GALLINARI

DANILO GALLINARI | 8

Position:
Forward

Height/Weight:
6'10"/225

Date of Birth:
08/08/88

Country:
Italy

Pro Experience:
4 years

2011-12 STATISTICS:

PPG:
14.6

RPG:
4.7

APG:
2.7

08

2011-12

PPG: 14.6 RPG: 4.7 APG: 2.7 MPG: 31.4
10+PTS: 31 20+PTS: 12

Appeared in 43 games (40 starts), averaging 14.6 points, 4.7 rebounds and a career high 2.7 ... Totaled 20 points and five boards in 32 minutes vs. BOS on 3/17 … Posted 19 points, including a fall away three-pointer with 3.9 seconds to put the Nuggets ahead 105-104, vs. ATL on 3/13 … Tallied 20 points, five rebounds and three assists in 36 minutes at POR on 2/4 … Posted 21 points (5-5 3FG), six rebounds and four assists in 27 minutes at LAC on 2/2 … Posted 21 points and seven rebounds in 36 minutes vs. TOR on 1/27 … Had 23 points, five assists and three blocks in 35 minutes at SAC on 1/25 … Recorded a career-high 37 points and 11 rebounds while shooting 18-20 FT (both career-highs) in 52 minutes at NYK on 1/21 … Tallied 21 points, four rebounds and five assists in 35 minutes at WAS on 1/20 … Had 31 points to go with five boards, two assists and two steals in 40 minutes at SAS on 1/7 … Missed a total of 23 games due to injury … Left game vs. HOU on 2/6 with a left ankle sprain and missed next 13 games from 2/8-3/4 … Fractured thumb and missed 10 games from 3/21 through 4/7.

CAREER

NBA: Has averaged 14.0 points on .420 FG and .368 3FG shooting over 214 games IN FOUR NBA seasons … Selected to the Sophomores team in the 2010 T-Mobile Rookie Challenge at NBA All-Star weekend in Dallas … Participated in the 2010 Foot Locker Three-Point Contest at All-Star weekend in Dallas, finishing fourth … Joined Knicks after playing four pro seasons in Italy … **2010-11 (New York; Denver):** Appeared in 62 games (60 starts) and averaged 15.6 ppg, 4.9 rpg, and 1.7 apg in 33.9 minutes … In 14 games with the Nuggets, averaged 14.7 ppg and 4.9 rpg in 30.9 minutes … Poured in 30 points (15-17 FT), nine rebounds and two assists in 42 minutes at Portland on 2/25 … His 17 FT attempts tied a career-high (2nd time) at Portland on 2/25 … Acquired from New York on 2/22 as a part of an 13-player trade involving Denver, New York and Minnesota … Appeared in 48 games (all starts) with the Knicks this season, averaging 15.9 ppg, 4.8 rpg and 1.7 apg in 34.8 mpg … Scored 20+ points 15 times and 30+ once this season as a Knick … Had two double-doubles on the year with New York … Missed a total of 16 games: two from 4/11-4/13 with a sprained right ankle, eight straight games from 2/28 to 3/16, and six straight from ¼-1/14 due to a left knee sprain. **2009-10 (New York):** Averaged 15.1 points (fourth on team), 4.9 rebounds and shot .423 (392-927) FG and .818 (251-307) FT over 33.9 minutes in 81 games (74 starts) … Season Highs – Points: 31 (4/6 vs. Boston); Assists: 8 (4/2 at Golden State); Rebounds: 11 (twice) … Played in team-high 81 games after back pain limited him to just 28 contests in rookie season … Shot 186-488 (.381) 3FG, finishing second in the NBA in makes behind only Houston's Aaron Brooks (209) and recording the second-highest single-season total in Knicks franchise history (John Starks made 217 in 1994-95) … Had 17 games with at least four 3FG makes, including five games with five, two games with six, one game with seven and one game with eight … Ranked sixth among NBA sophomores in scoring (15.1) … Led Knicks in scoring 12 times and rebounds four times … Had 20 20+ scoring games, two 30+ scoring efforts and five double-doubles … Scored 20+ points in a half five times during the season … Logged 40+ minutes 18 times … Poured in a career-high 31 points (10-15 FG) vs. Boston on 4/6 … Scored five points for the Sophomore squad in the 2010 T-Mobile Rookie Challenge at the NBA All-Star weekend in Dallas … Also finished fourth (tied) in Foot Locker Three-Point Contest and assisted on Nate Robinson's third career win in Sprite Slam Dunk competition … Tallied 30 points (8-16 3FG) in overtime loss vs. Philadelphia on 10/31, tying a Knicks single-game record with 16 3FG attempts while falling one 3FG make shy of tying the single-game record for makes … Only game missed was an injury-related DNP-CD due to a sore right forearm vs. Atlanta on 12/4. **2008-09 (New York):** Lingering back pain limited rookie season to 28 games (two starts), averaging 6.1 points with .448 FG shooting over 14.7 minutes … Also shot 32-72 (.444) 3FG and 26-27 (.963) FT … Recorded six double-figure scoring games … Made at least one three-pointer in 21 of his 28 games … Scored a season-high 17 points vs. Atlanta on 3/4 … DNP-CD nine times … Missed 45 games due to back pain, including each of the last 16 games … Underwent successful back surgery on 4/7 … **International Experience:**

Participated in 2011 Eurobasket Championships for Italy, averaged 15.2 points and 6.4 rebounds in five games…Appeared in 62 games (60 starts) in two seasons (2006-08) with Armani Jeans Milano of the Italian A-1 League, averaging 14.0 points on .452 FG and .363 3FG shooting … Was named Euroleague's Rising Star in 2007-08 … Scored a career-high 29 points vs. Siviglia during 2007-08 season … Participated in 2007 Italian All-Star Game … Signed with Armani Jeans Milano and played on loan with Edimes Pavia (Italian A-2 League) in 2005-06 … Member of Italian U-18 National Team, helping lead Italy to a bronze medal at 2005 U-18 European Championships in Belgrade while averaging 10.6 points … Made pro debut (at age 16) with Assigeco Casalpusterlengo of the Italian Serie B-1 League in 2004-05.

PLAYOFFS

Has appeared in 12 career playoff games (all with Denver), averaging 12.8 points, 4.4 rebounds and 2.3 assists 30.8 minutes per game. **2012 (Denver):** Appeared in all seven games vs. L.A. Lakers, averaging 13.4 points, 5.1 rebounds and 2.4 assists in 31.7 minutes per game … Registered a career playoff-high 20 points to go with six rebounds in 35 minutes in GM 4 on 5/6 vs. LAL … Scored 13 points and grabbed a career playoff-high eight rebounds in 27 minutes in GM 2 at LAL … Posted 12 points, four rebounds and a career playoff-high seven assists in 28 minutes in GM 6 vs. LAL. **2011 (Denver):** Started all five games, averaging 12.0 points, 3.4 rebounds and 2.0 assists in 29.6 minutes… Posted 18 points, four rebounds and two assists in 32 minutes in Game 1 on 4/17/11 at Oklahoma City … Recorded a career playoff-high with 37 minutes adding seven points, three rebounds and two steals in Game 2 on 4/20/11 in Oklahoma City.

CAREER TRANSACTIONS

Drafted by the New York Knicks in the first round (sixth overall) of the 2008 NBA Draft … Traded from New York to Denver along with Wilson Chandler, Raymond Felton, Timofey Mozgov, a 2012 second-round draft pick, a 2013 second-round draft pick, a 2014 first-round draft pick and cash considerations in exchange for Carmelo Anthony, Chauncey Billups, Anthony Carter, Renaldo Balkman and Shelden Williams; the Nuggets also received Kosta Koufos from Minnesota in exchange for a 2015 second-round draft pick (2/22/11) … Signed a contract extension with Denver on 1/25/12.

PERSONAL

Nicknamed "The Rooster" (Il Gallo) … Father, Vittorio, played professional basketball in Italy for a number of teams and was a Milan teammate and roommate of New York Knicks Head Coach Mike D'Antoni for eight years … Favorite athletes include Michael Jordan and Roger Federer … Wears No. 8 to commemorate his birthdate (8/8/88) … Threw out the first pitch at a Mets-Yankees game at Shea Stadium on 6/28/08 … Played for Italian National Team in the 2008 Summer Olympics qualifying tournament … Lists Michael Jordan, Larry Bird and Angelina Jolie as three individuals he'd most like to have dinner with … Favorites – actor: Denzel Washington; actress: Angelina Jolie; entertainer: Justin Timberlake; meal: sushi or gnocchi with gorgonzola cheese … Co-hosted 30 children to "Show Kids NY" with a day of fun-filled activities on 1/27/10 … Participated in the NBA's Basketball Without Borders goodwill tour to Senegal, Africa in August 2010.

CAREER STATISTICS

NBA REGULAR SEASON

			-Field Goals-			-Free Throws-			-Rebounds-										-Averages-		
YEAR/TEAM	**GP**	**MIN**	**FGM**	**FGA**	**PCT**	**FTM**	**FTA**	**PCT**	**OFF**	**DEF**	**TOT**	**AST**	**PF**	**DQ**	**STL**	**TO**	**BS**	**PTS**	**RPG**	**APG**	**PPG**
08-09 \ NY	28	412	56	125	.448	26	27	.963	13	42	55	15	48	1	14	15	4	170	2.0	0.5	6.1
09-10 \ NY	81	2747	392	927	.423	251	307	.818	65	333	398	135	191	1	75	110	58	1221	4.9	1.7	15.1
10-11 \ NY-DEN	62	2104	265	640	.414	337	391	.862	59	246	305	104	144	0	51	83	27	970	4.9	1.7	15.6
11-12 \ DEN	43	1351	193	466	.414	182	209	.871	28	174	202	116	86	0	42	68	23	628	4.7	2.7	14.6
TOTALS	**214**	**6614**	**906**	**2158**	**.420**	**796**	**934**	**.852**	**165**	**795**	**960**	**370**	**469**	**2**	**182**	**276**	**112**	**2989**	**4.5**	**1.7**	**14.0**

Three-Point Field Goals: Three-Point Field Goals: '08-09, 32-72 (.444); '09-10, 186-488 (.381) '10-11, 103-293 (.352) '11-12, 60-183 (.328). **Totals:** 381-1036 (.368).

NBA PLAYOFFS

			-Field Goals-			-Free Throws-			-Rebounds-										-Averages-		
YEAR/TEAM	**GP**	**MIN**	**FGM**	**FGA**	**PCT**	**FTM**	**FTA**	**PCT**	**OFF**	**DEF**	**TOT**	**AST**	**PF**	**DQ**	**STL**	**TO**	**BS**	**PTS**	**RPG**	**APG**	**PPG**
2011 \ DEN	5	147	19	44	.432	15	21	.714	1	16	17	10	17	0	4	7	0	60	3.4	2.0	12.00
2012 \ DEN	7	222	34	94	.362	22	24	.917	9	27	36	17	15	0	5	9	4	94	5.1	2.2	13.4
TOTALS	**12**	**370**	**53**	**138**	**.384**	**37**	**45**	**.822**	**10**	**43**	**53**	**27**	**32**	**0**	**9**	**16**	**4**	**154**	**4.4**	**2.3**	**12.8**

Three-Point Field Goals: 2011, 7-15 (.467); 2012, 4-23 (.174). **Totals:** 11-38 (.289)

SEE PAGE 17 FOR CAREER-HIGH INFORMATION.

JORDAN HAMILTON

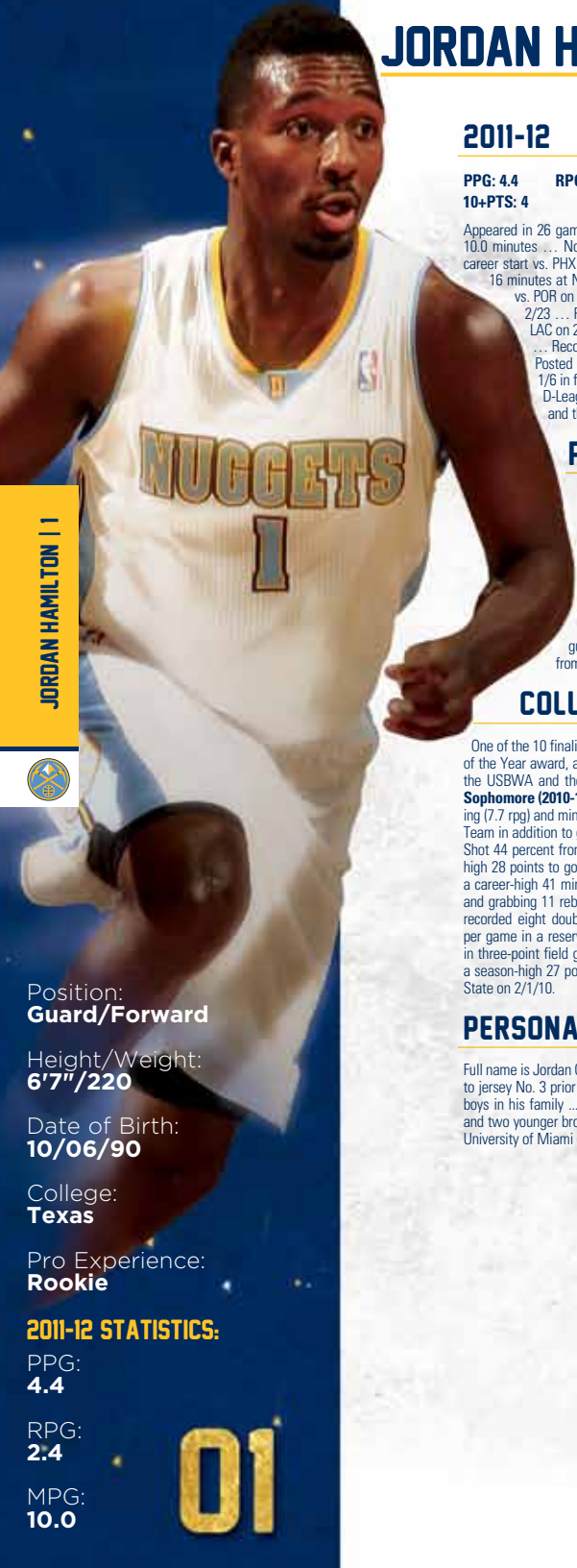

JORDAN HAMILTON | 1

Position:
Guard/Forward

Height/Weight:
6'7"/220

Date of Birth:
10/06/90

College:
Texas

Pro Experience:
Rookie

2011-12 STATISTICS:

PPG:
4.4

RPG:
2.4

MPG:
10.0

01

2011-12

PPG: 4.4 RPG: 2.4 MPG: 10.0
10+PTS: 4

Appeared in 26 games with two starts … Averaged 4.4 points and 2.4 rebounds in 10.0 minutes … Notched 11 points (5-9 FG) and five boards in 17 minutes in first career start vs. PHX on 4/6 … Posted seven points, five boards and three assists in 16 minutes at NOH on 4/4 … Tallied 11 points and three assists in 14 minutes vs. POR on 2/29 … Had career-high nine rebounds in 27 minutes vs. SAS on 2/23 … Posted a career-high 18 points and seven boards in 24 minutes at LAC on 2/22 … Scored 10 points to go with four rebounds at DAL on 2/15 … Recorded 12 points and 10 rebounds in 29 minutes vs. BAK on 1/7 … Posted 14 points, 10 rebounds and three assists in 31 minutes vs. BAK on 1/6 in first game for Idaho Stampede … Sent to Idaho Stampede of NBA D-League on 1/3/12 … Missed a total of 40 games, with 24 DNP-CD, and the remainder DNP-INACTIVE including trips to the D-League.

PLAYOFFS

2012 (Denver): Appeared in two games vs. L.A. Lakers, averaging 2.0 points in 2.5 minutes per game.

CAREER TRANSACTIONS

Drafted by the Dallas Mavericks in the first round (26th overall) of the 2011 NBA Draft…Draft rights traded to Denver Nuggets by Dallas in three-team draft-night deal (Portland) in exchange for guard Raymond Felton (in the trade Dallas received Rudy Fernandez from Portland).

COLLEGE

One of the 10 finalists for the Oscar Robertson Trophy, the USBWA's National Player of the Year award, as a sophomore… Earned Second-Team All-America honors from the USBWA and the NABC and Third-Team All-America accolades from the AP… **Sophomore (2010-11):** Led Texas in scoring (18.6 ppg) and ranked second in rebounding (7.7 rpg) and minutes played (32.2mpg)…Named to the six person All-Big 12 First Team in addition to garnering All-America honors from the USBWA, NABC and AP… Shot 44 percent from the field and 77.9 from the free throw line…Scored a career-high 28 points to go with eight rebounds vs. No. 5 Pittsburgh on 11/19/10… Played a career-high 41 minutes vs. National Champion UConn on 1/8/11 scoring 20 points and grabbing 11 rebounds… Scored 20+ points 15 times, 10+ rebounds 8 times and recorded eight double-doubles … **Freshman (2009-2010):** Averaged 19.9 minutes per game in a reserve role, averaged 10.0 ppg, 3.7 rpg, and 1.5apg… Led the team in three-point field goals made (58-of-159) and shot 41 percent from the field… Set a season-high 27 points including five three-pointers in just 19 minutes at Oklahoma State on 2/1/10.

PERSONAL

Full name is Jordan Christian Hamilton ... Son of Greg and Karen Hamilton ... Switched to jersey No. 3 prior to sophomore year at Texas to denote that he is the third of five boys in his family ... Has two older brothers, Zelle and Gary, one older sister, Miya, and two younger brothers, Isaac and Daniel ... Brother, Gary, played basketball at the University of Miami (Fla.) from 2003-06 and currently plays professionally in Israel.

CAREER STATISTICS

NBA REGULAR SEASON

			-Field Goals-			-Free Throws-			-Rebounds-										-Averages-	
YEAR/TEAM	**GP**	**MIN**	**FGM**	**FGA**	**PCT**	**FTM**	**FTA**	**PCT**	**OFF**	**DEF**	**TOT**	**AST**	**PF**	**DQ**	**STL**	**TO**	**BS**	**PTS**	**RPG**	**APG**	**PPG**
2011-12 \ DEN	26	258	48	111	.432	2	5	.400	11	51	62	20	15	0	4	16	3	115	2.4	0.8	4.4
TOTALS	**70**	**1836**	**366**	**852**	**.430**	**132**	**186**	**.710**	**106**	**88**	**402**	**126**	**107**	**0**	**58**	**124**	**25**	**1012**	**5.7**	**1.8**	**14.5**

Three-Point Field Goals: '11-12, 17-47 (.362). **Totals:** 17-47 (.362).

NBA PLAYOFFS

			-Field Goals-			-Free Throws-			-Rebounds-										-Averages-	
YEAR/TEAM	**GP**	**MIN**	**FGM**	**FGA**	**PCT**	**FTM**	**FTA**	**PCT**	**OFF**	**DEF**	**TOT**	**AST**	**PF**	**DQ**	**STL**	**TO**	**BS**	**PTS**	**RPG**	**APG**	**PPG**
2012 \ DEN	2	5	2	3	.667	0	0	---	0	0	0	0	1	0	1	1	0	4	0.0	0.0	2.03
TOTALS	**2**	**5**	**2**	**3**	**.667**	**0**	**0**	**---**	**0**	**0**	**0**	**0**	**1**	**0**	**1**	**1**	**0**	**4**	**0.0**	**0.0**	**2.0**

Three-Point Field Goals: 2012, 0-0 (---). **Totals:** 0-0 (---).

SEE PAGE 17 FOR CAREER-HIGH INFORMATION.



ANDRE IGUODALA

ANDRE IGUODALA | 9

Position:
Guard/Forward

Height/Weight:
6'6"/207

Date of Birth:
01/28/84

College:
Arizona

Pro Experience:
8 years

2011-12 STATISTICS:

PPG:
12.4

RPG:
6.1

APG:
5.5

2011-12

PPG: 12.4	**RPG: 6.1**	**APG: 5.5**	**SPG:1.73**	**MPG: 35.6**
10+PTS: 43	**20+PTS: 5**	**10+REBS: 7**	**10+ASTS: 5**	**3+STLS: 16**
10/10: 8	**10/10/10: 1**			

Appeared in 62 games (all starts), averaging 12.4 points, 6.1 rebounds and team-highs of 5.5 assists and 1.73 steals in 35.6 minutes per game … Shot .454 from the field, a career-high .394 from 3-point range and .617 from the line … Named to his first ever All-Star Game on 2/9/12 and had 12 points on 6-of-7 shooting in 14 minutes of play … Recorded his eighth career triple-double on his 28th birthday vs. Detroit on 1/28/12 (10 points, 10 rebounds and 10 assists) and had eight double-doubles (including the triple-double) … Scored 20+ points five times, including a season-high 23 on two occasions … Over the final 51 games of the season, had an assist-to-turnover ratio of 3.31 … Ranked ninth in the NBA in assist-to-turnover ratio (2.95), sixth in steals and tied for 16th in assists … Recorded 3+ steals 16 times, including 4 or more 8 times … Missed two games due to injury with left patella tendonitis from 3/27-3/20/12 and the final two games of the season for rest.

CAREER

NBA: Has appeared in 615 career games (all starts) over eight seasons (all with Philadelphia), averaging 15.3 points, 5.8 rebounds, 4.9 assists and 1.75 steals in 37.7 minutes per game while shooting 46.1% from the floor, 33.1% from 3-point range and 73.7% from the line … Named to his first All-Star Game in 2011-12 and had 12 points on 6-of-7 shooting in just 14 minutes of play … Named to the NBA All-Defensive Second Team in 2010-11 … Joined LeBron James as the only players to average at least 12.0 points, 6.0 rebounds and 5.0 assists in 2011-12, the only players to average at least 14.0 points, 6.0 assists and 5.0 rebounds in 2010-11 and were the only players to average 17.0 points, 6.0 rebounds and 5.0 assists in 2009-10 … Dating back to the start of the 2006-07 season, is the only player with at least 7,500 points, 2,500 rebounds, 2,400 assists and 800 steals … Named MVP for the 2006 T-Mobile Rookie Challenge at NBA All-Star Weekend in Houston … Finished second in the Sprite Rising Stars Slam Dunk Competition in 2006… In 2004-05, became the ninth player in 76ers history to earn NBA All-Rookie First Team honors … Has 67 double-doubles for his career, including eight triple-doubles. INTERNATIONAL: Was named to the 2012 U.S. Olympic Men's Basketball Team and averaged 4.3 points, 2.8 rebounds and 1.4 assists while shooting .700 (14-20 FG) en route to the Gold Medal … In 2010, was a starter for Team USA which won gold at the FIBA World Championship in Turkey … Was also a member of the U.S. Select Team which prepared Team USA for the 2008 Olympics … **2010-11 (Philadelphia):** In 67 games (all starts), averaged 14.1 points, 6.3 assists, 5.8 rebounds and 1.51 steals in 36.9 minutes per game while shooting 44.5% from the floor, 33.7% from 3-point range and 69.3% from the line… Named to the NBA All-Defensive Second Team … Joined LeBron James as the only players to average at least 14 points, 6 assists and 5 rebounds … Recorded a career-high 16 assists without a single turnover vs. New York on 2/4/11; 9 of his assists came in the first quarter, tying the franchise record for most assists in any quarter … Saw his streak of 252 consecutive games played/started end at NY on 11/7/10 because of tendinitis in his right Achilles and missed 15 games overall (Sixers 5-10 mark) … Had 11 double-doubles, including three triple-doubles (at HOU on 2/16/11, vs. MIN 3/4/11, vs. GS 3/6/11) … Ranked 18th in assists and 10th in assist-to-turnover ratio (3.06) … **2009-10 (Philadelphia):** Started all 82 games, averaging a team-high 17.1 points, 6.5 rebounds, a team-high 5.8 assists and a team-high 1.72 steals in 38.9 minutes per game while shooting 44.3% from the floor, 31.0% from 3-point range and 73.3% from the line … Ranked tied for 14th in the league in assists, seventh in steals and second in total minutes played … Joined LeBron James as the only players to average at least 17.0 points, 6.0 rebounds and 5.0 assists … Recorded 11 double-doubles (7 point-rebounds, 4 point-assist) … Scored 20+ points 29 times, including four games with 30 or more points … **2008-09 (Philadelphia):** Started all 82 games, averaging a team-high 18.8 points, 5.7 rebounds, 5.3 assists and 1.60 steals in 39.9 minutes per game while shooting 47.3% from the floor, 30.7% from 3-point range and 72.4% from the line … Joined LeBron James, Chris Paul and Dwyane Wade as the only players among qualifiers to average at least 18 points, 5 rebounds and 5 assists … Led the NBA in total minutes played and minutes per game; also ranked 27th in scoring, 21st in assists, 10th in steals and 12th in free throw attempts … Posted 10 double-doubles (six point-rebound, four point-assist) … Averaged 20.6 ppg over the final 64 games after averaging 13.0 the first 17 games … Sixers were 23-16 when he scored 20+ points … **2007-08 (Philadelphia):** Started all 82 games, averaging a career-high 19.9 points, 5.4 rebounds, 4.8 assists and 2.09 steals in 39.5 minutes per game … Shot 45.6% from the floor, 32.9% from 3-point range and 72.1% from the line … Over the final 39 games, shot 47.5% from the floor … Joined Caron Butler as the only players among qualifiers to average at least 19.0 points, 5.0 rebounds, 4.0 assists and 2.00 steals … Sixers were 25-18 when he scored 20+ points … Hit the game-winning shot with one second remaining at Memphis (12/22/07); had 17 points in the fourth quarter of that game … Scored 10+ points in the fourth quarter 15 times … Had eight double-doubles (five point-rebound, three point-assist)… Tallied 30 points and 10 assists

at Atlanta (4/4/08), becoming the first Sixer to post a 30-point, 10-assist game since Allen Iverson (12/2/06) and the first Sixer other than Iverson to do so since Jeff Hornacek (11/20/92) … Over the final 66 games, had 140 steals to 147 turnovers … Ranked sixth in the NBA in steals, tied for 28th in scoring, tied for 26th in assists and sixth in minutes played … Hit 101 3-pointers after averaging 50.3 3FGM his first three seasons … **2006-07 (Philadelphia):** In 76 games, averaged 18.2 points, 5.7 assists, 5.7 rebounds and 2.00 steals in 40.3 minutes per game … One of just four players among qualifiers to average at least 18 points, 5 rebounds and 5 assists (Kobe Bryant, LeBron James and Tracy McGrady) … Shot 44.7% from the floor, 31.0% from 3-point range and 78.5% from the line … Ranked 29th in the league in scoring, tied for 16th in assists, fourth in steals and tied for fourth in minutes per game … Missed the first game of his career with a lower back strain on 3/23/07 and missed five more games (4/10-4/11/07, 4/15-4/18/07) with that same injury … At the time, his streak of 232 consecutive games started was the third longest of any active player in the NBA … Over his final 29 games played, averaged 20.0 points, 6.7 assists and 6.1 rebounds … Scored 20+ points 33 times (21-12 mark) and 30 or more four times (4-0) … Had three triple-doubles and was one of just four players to record more than one … **2005-06 (Philadelphia):** Started in all 82 games and averaged 12.3 points (50.0 FG%, 35.4 3FG%, 75.4%), 5.9 rebounds, 3.1 assists and 1.65 steals in 37.6 minutes per game … Became the first Sixers player since Clarence Weatherspoon (1992-94) to start and play in all 82 games of his first two seasons with the team … Ranked 14th in the NBA in steals per game and 12th in steals per turnover ratio (0.88) ... Named MVP of the 2006 T-Mobile Rookie Challenge at NBA All-Star Weekend in Houston (30 points, 6 rebounds, 4 steals, 3 assists) … Finished second in the Sprite Rising Stars Slam Dunk Competition … Hit the first game-winning, buzzer-beating shot of his career, at Minnesota (1/22/06) … Scored 20+ points 10 times (9-1 mark) and grabbed 10+ boards eight times … Recorded seven double-doubles (six point-rebound; one point-assist) … Season-high 27 points vs. New Jersey (4/18/06) … Hit a career-high six 3-point field goals at Toronto (12/18/05) … **2004-05 (Philadelphia):** Only Sixer to start every game … Averaged 9.0 points, 5.7 rebounds, 3.0 assists and 1.68 steals in 32.8 minutes per game … Became the first Sixers rookie to start 82 games in a season since Clarence Weatherspoon (1992-93) … Finished with 138 steals, the third most steals by a Sixers rookie in franchise history … Ranked eighth among NBA leaders in steals per game … Scored 20 or more points in three games (2-1) … Had five double-doubles, including his first career triple-double (10 points, 10 rebounds, 10 assists) vs. Detroit (3/23/05) … Had first career double-double at Portland (12/28/04) with 22 points and 10 rebounds … Had 11 points, 7 rebounds and 4 assists in the got milk? Rookie Challenge at NBA All-Star Weekend.

PLAYOFFS

In 35 games (all starts), averaged 13.8 points, 5.7 rebounds, 4.8 assists and 1.77 steals in 39.5 minutes per game while shooting 40.4% from the floor, 33.3% from 3-point range and 64.3% from the line … **2012:** Started all 13 games for Philadelphia during its run to the Eastern Conference Semifinals, averaging 12.9 points, 5.7 rebounds, 3.7 assists and 1.46 steals in 38.8 minutes per game while shooting 38.4% from the floor, 38.8% from 3-point range and 58.9% from the line … Hit 19 3-pointers on 38.8% shooting in the 13 games after having just 19 3FGM on 29.2% shooting his first 22 playoff games … **2011:** Started all five games of Philadelphia's First Round series vs. Miami, averaging 11.4 points, 7.0 rebounds, 6.8 assists and 1.00 steals in 36.4 minutes per game while shooting 42.3% from the floor, 21.4% from 3-point range and 71.4% from the line … Recorded both a point-rebound and a point-assist double-double. **2009:** Started all six games of the Sixers First Round matchup vs. Orlando, averaging team-highs of 21.5 points, 6.7 assists and 1.83 steals along with a team-high tying 6.3 rebounds in 44.8 minutes per game … Shot 44.9% from the floor, 39.3% from 3-point range and 65.2% from the line … **2008:** Started all six of the Sixers First Round series vs. Detroit, averaging 13.2 points, 5.0 assists, 4.8 rebounds and 2.17 steals in 39.0 minutes per game… Shot 33.3% from the floor, 14.3% from 3-point range and 72.1% from the line… Scored a playoff career-high 21 points on 8-of-13 shooting in Game 5 (4/29/08) … **2005:** Started all five games for the Sixers against

CAREER STATISTICS

NBA REGULAR SEASON

			-Field Goals-			-Free Throws-			-Rebounds-										-Averages-		
YEAR/TEAM	**GP**	**MIN**	**FGM**	**FGA**	**PCT**	**FTM**	**FTA**	**PCT**	**OFF**	**DEF**	**TOT**	**AST**	**PF**	**DQ**	**STL**	**TO**	**BS**	**PTS**	**RPG**	**APG**	**PPG**
04-05 \ PHI	82	2686	269	546	.493	156	210	.743	89	375	464	246	204	2	138	139	48	741	5.7	3.0	9.0
05-06 \ PHI	82	3086	344	688	.500	263	349	.754	117	364	481	255	198	4	135	153	21	1007	5.9	3.1	12.3
06-07 \ PHI	76	3062	443	991	.447	452	551	.820	77	357	434	432	200	0	152	261	33	1386	5.7	5.7	18.2
07-08 \ PHI	82	3242	582	1277	.456	365	506	.721	85	361	446	391	187	1	171	214	49	1630	5.4	4.8	19.9
08-09 \ PHI	82	3269	542	1147	.473	377	521	.724	92	379	471	434	152	1	131	222	36	1541	5.7	5.3	18.8
09-10 \ PHI	82	3193	496	1120	.443	315	430	.733	82	447	529	472	145	0	141	218	55	1401	6.5	5.8	17.1
10-11 \ PHI	67	2469	338	759	.445	208	300	.693	61	326	387	422	109	0	101	138	38	945	5.8	6.3	14.1
11-12 \ PHI	62	2209	287	632	.454	121	196	.617	56	325	381	339	92	0	107	115	30	771	6.1	5.5	12.4
TOTALS	**615**	**23215**	**3301**	**7160**	**.461**	**2257**	**3063**	**.737**	**659**	**2934**	**3593**	**2991**	**1287**	**8**	**1076**	**1460**	**8**	**9422**	**5.8**	**4.9**	**15.3**

Three-Point Field Goals: '04-05, 47-142 (.331); '05-06, 56-158 (.354); '06-07, 48-155 (.310); '07-08, 101-307 (.329); '08-09, 80-261 (.307); '09-10, 94-303 (.310); '10-11, 61-181 (.337); '11-12, 76-193 (.394). **Totals:** 563-1700 (.331).

NBA PLAYOFFS

			-Field Goals-			-Free Throws-			-Rebounds-										-Averages-		
YEAR/TEAM	**GP**	**MIN**	**FGM**	**FGA**	**PCT**	**FTM**	**FTA**	**PCT**	**OFF**	**DEF**	**TOT**	**AST**	**PF**	**DQ**	**STL**	**TO**	**BS**	**PTS**	**RPG**	**APG**	**PPG**
2005 \ PHI	5	192	20	43	.465	6	12	.500	8	15	23	15	12	0	14	5	5	49	4.6	3.0	9.8
2008 \ PHI	6	234	23	69	.333	31	43	.721	6	23	29	30	11	0	13	26	1	79	4.8	5.0	13.2
2009 \ PHI	6	269	44	98	.449	30	46	.652	6	32	38	40	9	0	11	24	0	129	6.3	6.7	21.5
2011 \ PHI	5	182	22	52	.423	10	14	.714	7	28	35	34	16	0	5	14	2	57	7.0	6.8	11.4
2012 \ PHI	13	505	58	151	.384	33	56	.589	17	57	74	48	32	0	19	19	5	168	5.7	3.7	12.9
TOTALS	**41**	**902**	**118**	**306**	**.386**	**57**	**97**	**.588**	**61**	**125**	**186**	**31**	**132**	**2**	**37**	**53**	**19**	**315**	**4.5**	**0.8**	**7.7**

Three-Point Field Goals: 2001, 0-2 (.000); 2003, 0-4 (.000); 2004, 2-5 (.400); 2007, 15-38 (.395); 2011, 5-10 (.500). **Totals:** 22-59 (.373).

SEE PAGE 17 FOR CAREER-HIGH INFORMATION.

Detroit in the First Round … Averaged 9.8 points, 4.6 rebounds, 3.0 assists and 2.80 steals while shooting 46.5% from the floor, 33.3% from 3-point range and 50.0% from the line.

CAREER TRANSACTIONS

Selected by the Philadelphia 76ers out of Arizona with the 9th overall selection in the 2004 NBA Draft … Re-signed as a restricted free-agent with Philadelphia on 8/18/08 … Acquired by Denver in a four-team, 12-player deal which sent Arron Afflalo (DEN), Al Harrington (DEN), Maurice Harkless (PHI), Nikola Vucevic (PHI), Christian Eyenga (LAL), Josh McRoberts (LAL) and multiple future draft picks to Orlando, Dwight Howard (ORL), Earl Clark (ORL), Chris Duhon (ORL) to the L.A. Lakers and Andrew Bynum (LAL) and Jason Richardson (ORL) to Philadelphia on 8/10/12.

COLLEGE

In two seasons at University of Arizona (2002-04), averaged 9.6 points, 6.6 rebounds, 3.4 assists and 1.53 steals in 62 games with 34 starts … In final season at Arizona, made the All-Pac 10 team, earned All-District 9 honors from the USBWA and was named Honorable Mention All-America by The Associated Press … Also received second team Pac-10 All-Academic team honors in 2003-04 … Became the sixth early entry candidate under head coach Lute Olson … Posted 10 career double-doubles and three triple-doubles … Joined Jason Kidd (California) as the only Pac-10 players to register more than one triple-double in a season … Named to the Pac-10 All-Freshmen team in 2002-03 … Appeared in five NCAA Tournament games … Signed with Arizona in the spring of 2002 after being released from his National Letter of Intent at Arkansas following Nolan Richardson's departure.

PERSONAL

Full name is Andre Tyler Iguodala … Son of Linda Shanklin … his first child, Andre Tyler II was born on 3/24/07 … Brother Frank played basketball at Lake Land College (Matoon, Ill.; 2000-02), and the University of Dayton (2002-04) … During the summer of 2001, named the AAU national tournament Most Valuable Player after hitting the game-winning shot at the final buzzer to give his team the 17-and-under national title … Also earned three letters in track & field in high school … Majored in education at Arizona … Hobbies include reading and video games ... Hosted Andre's Book Drive in 2006 and 2007, leading to the donation of more than 2,600 new children's books to Philadelphia READS … In 2004-05, hosted a Caps for Kids Drive, which brought in over 1,400 new hats that were donated to local children's hospitals … Established the Andre Iguodala Disaster Relief Fund in March of 2006 to raise money to assist tornado victims in his hometown of Springfield, Ill.



ANDRE IGUODALA | 9

Position:
Center

Height/Weight:
7'0"/265

Date of Birth:
02/24/89

College:
Ohio State

Pro Experience:
3 years

2011-12 STATISTICS:

PPG:
5.5

RPG:
5.4

MPG:
16.5

KOSTA KOUFOS

2011-12

PPG: 5.5 RPG: 5.4 MPG: 16.5

Appeared in 48 games (24 starts) averaging career highs of 5.5 points and 5.4 rebounds in 16.5 minutes … Collected 12 points, nine boards and two blocks in 23 minutes vs. LAC on 4/18 … Had 10 points, seven rebounds and two blocks at HOU on 3/2 … Collected eight points, 11 boards and four blocks in 25 minutes vs. POR on 2/29 … Posted 13 points and nine rebounds in 13 minutes at OKC on 2/19 … Totaled 12 points and a career-high 14 boards in 26 minutes at DAL on 2/15 … Registered nine points, nine boards, a career-high five steals and three blocks in 26 minutes vs. PHX on 2/14 … Registered 16 points and 12 boards in a career-high 34 minutes at POR on 2/4 … Had first career double-double with 10 points and 11 boards in 24 minutes vs. SAC on 1/4 … Missed seven games due to left knee strain.

CAREER

2010-11 (Minnesota; Denver): Appeared in 50 games (two starts), averaging 3.2 points and 2.6 rebounds per game in 8.7 minutes … In 11 games with Denver, averaged 4.9 points and 2.8 rebounds in 8.9 minutes … Scored a career-high tying 18 points to go with nine boards in 19 minutes vs. Golden State on 4/11 … Made his Nuggets debut vs. Charlotte on 3/2, notching two points and three rebounds in seven minutes vs. Charlotte on 3/2 … Acquired from Minnesota on 2/22 as a part of an 13-player trade involving Denver, New York and Minnesota … Appeared in 39 games (one start) with the Timberwolves this season, averaging 2.7 ppg, 2.5 rpg and 0.51 bpg in 8.6 mpg … Grabbed 10+ rebounds twice with Minnesota … Pulled down a career-high 11 rebounds to go along with six points at Portland on 12/17 … **2009-10 (Utah):** Appeared in 36 games for the Utah Jazz, averaging 1.5 points and 1.3 rebounds in 4.5 minutes per game … Scored a season-high six points three times, most recently at New Orleans on 4/9 … Played a season-high 13 minutes and grabbed a season-high eight rebounds (including five offensive) vs. L.A. Clippers on 10/30 … Assigned to the Utah Flash of NBA D-League on two occasions (1/25-1/28 and 3/8-3/22) … Appeared in five games for the Flash, averaging 19.4 points and 9.8 rebounds … **2008-09 (Utah):** Appeared in 48 games with the Jazz, averaging 4.7 points and 2.9 rebounds in 11.8 minutes per game … Scored double-digit points seven times, including a career-high 18 points in 29 minutes vs. Dallas on 12/26 … Made his NBA debut on 11/1 vs. the L.A. Clippers, playing five minutes … Scored his first NBA points on 11/11, finishing with six points and five rebounds at Philadelphia … Grabbed a career-high 10 rebounds and blocked a career-best six shots vs. Charlotte on 11/14 … Assigned to the Utah Flash of the NBA D-League on 3/25 and appeared in 10 games for the Flash, averaging 16.7 points, 8.4 rebounds and 2.6 blocks … **International Experience:** Participated in the 2011 EuroBasket Championships for Greece, averaged 8.7 points and 3.7 rebounds in 11 games … Participated in the 2009 EuroBasket Championships for Greece, averaged 5.6 points and 3.0 rebounds in nine games.

PLAYOFFS

Has appeared in 13 career playoff games for Denver (4) and Utah (9), averaging 1.5 rebounds in 4.5 minutes per game … **2012 (Denver):** Appeared in three games vs. L.A. Lakers, averaging 3.7 rebounds in 8.7 minutes per game … Scored a career playoff-high tying two points to go with a career playoff-high tying five rebounds in GM 2 on 5/1 at LAL … Also grabbed five rebounds in 12 minutes in GM 1 on 4/29 at LAL … **2011 (Denver):** Played two minutes and scored 2 points in Game 2 of the Nuggets First Round series vs. Oklahoma City on 4/20/11… **2012 (Utah):** Appeared in nine games, averaging 1.0 rebounds in 3.4 minutes per game.

CAREER TRANSACTIONS

Drafted by the Utah Jazz in the first round (23rd overall) of the 2008 NBA Draft … Traded by Utah to Minnesota with two future first round draft picks (Utah and Memphis) in exchange for Al Jefferson (7/13/10) … Traded by Minnesota to Denver in exchange for a 2015 second-round draft pick; the Nuggets also received Wilson Chandler, Raymond Felton, Danilo Gallinari, Timofey Mozgov, a 2012 second-round draft pick, a 2013 second-round draft pick, a 2014 first-round draft pick and cash considerations from the New York Knicks in exchange for Carmelo Anthony, Chauncey Billups, Anthony Carter, Renaldo Balkman and Shelden Williams (2/22/11) … Signed to a contract extension with Denver on 1/25/12.

COLLEGE

Averaged 14.4 points, 6.7 rebounds and 0.5 assists in 27.1 minutes while starting 35 out of 37 games for the Ohio State Buckeyes as a freshman (2007-08) … Named postseason NIT MVP after Ohio State claimed the 2008 title … Named to the all-tournament team at the preseason NIT … Earned Big Ten Player of the Week honors on Nov. 26 after averaging 18.7 points and 9.3 rebounds … Led Ohio State in

rebounds (247) and blocks (67) and was second on the team in total points (534) … Led Big Ten freshmen in rebounding (6.7 rpg), blocked shots (67), offensive rebounds (98) and defensive rebounds (149) … Among all Big Ten players, ranked fifth in rebounding (6.7 rpg) and scoring (14.4 ppg) and second in blocked shots (67) … Scored in double-figures 31 times … Recorded his first career double-double with 22 points and had a career-high 14 rebounds vs. VMI on 11/25 … Scored in double-figures in 12 consecutive games … Recorded a career-high five blocks vs. Cleveland State on 12/18 … Led Ohio State with 21 points, four blocks and two steals in a career-high 36 minutes at Indiana on 2/26 … Recorded 23 points and six rebounds vs. Massachusetts in the NIT title game on 4/3.

PERSONAL

Name is pronounced COAST-ah KOOF-us … Born in Canton, Ohio … Full name is Konstantine Demetrios Koufos … Son of Kathy and the late Alex Koufos … Has one older brother (Vasili) and one older sister (Maria) … Is the only member of his family taller than six feet … A dual citizen of the United States and Greece … Helped lead Greece to a silver medal while garnering MVP honors at the 2007 U18 European Championships after averaging 26.5 points, 13.0 rebounds and 3.5 blocked shots … Averaged 25.9 points, 15.4 rebounds and 5.2 blocks per game as a senior at GlenOak High School in Canton, Ohio … Finished second to Buckeye teammate Jon Diebler in the Mr. Ohio Basketball voting in 2007 … Selected to the 2007 McDonald's and EA Sports High School All-American teams … Was a business major at Ohio State.

CAREER STATISTICS

NBA REGULAR SEASON

			-Field Goals-			-Free Throws-			-Rebounds-										-Averages-		
YEAR/TEAM	**GP**	**MIN**	**FGM**	**FGA**	**PCT**	**FTM**	**FTA**	**PCT**	**OFF**	**DEF**	**TOT**	**AST**	**PF**	**DQ**	**STL**	**TO**	**BS**	**PTS**	**RPG**	**APG**	**PPG**
08-09 \ UTA	48	565	94	185	.508	36	51	.706	50	88	138	20	70	2	12	26	31	224	2.9	0.4	4.7
09-10 \ UTA	36	172	22	47	.468	9	15	.600	16	29	45	6	26	0	2	15	4	53	1.3	0.2	1.5
10-11 \ MIN-DEN	50	434	68	150	.453	24	43	.558	57	73	130	7	59	0	10	31	25	160	2.6	0.1	3.2
11-12 \ DEN	48	792	115	192	.599	33	55	.600	95	163	258	15	96	1	24	33	41	263	5.4	0.3	5.5
TOTALS	**182**	**1963**	**299**	**574**	**.521**	**102**	**164**	**.622**	**218**	**353**	**571**	**48**	**251**	**3**	**48**	**105**	**251**	**700**	**3.1**	**0.3**	**3.8**

Three-Point Field Goals: '10-11, 0-2; (.000).

NBA PLAYOFFS

			-Field Goals-			-Free Throws-			-Rebounds-										-Averages-		
YEAR/TEAM	**GP**	**MIN**	**FGM**	**FGA**	**PCT**	**FTM**	**FTA**	**PCT**	**OFF**	**DEF**	**TOT**	**AST**	**PF**	**DQ**	**STL**	**TO**	**BS**	**PTS**	**RPG**	**APG**	**PPG**
2010 \ UTA	9	30	4	10	.400	0	0	---	4	5	9	0	2	0	0	2	1	8	1.0	0.0	0.9
2011 \ DEN	1	2	1	1	1.000	0	0	---	0	0	0	0	0	0	0	0	0	2	0.0	0.0	2.0
2012 \ DEN	3	26	1	3	.333	0	0	---	4	7	11	0	5	0	0	3	1	2	3.7	0.0	0.7
TOTALS	**13**	**58**	**6**	**14**	**.429**	**0**	**0**	**---**	**8**	**12**	**20**	**0**	**7**	**0**	**0**	**5**	**2**	**12**	**1.5**	**0.0**	**0.9**

Three-Point Field Goals: 0-0.

SEE PAGE 17 FOR CAREER-HIGH INFORMATION.

TY LAWSON | 3

Position:
Guard

Height/Weight:
5'11"/195

Date of Birth:
11/03/87

College:
North Carolina

Pro Experience:
3 years

2011-12 STATISTICS:

PPG:
16.4

RPG:
3.7

APG:
6.6

TY LAWSON

2011-12

PPG: 16.4 RPG: 3.7 APG: 6.6 SPG: 1.3
10+PTS: 44 20+PTS: 11

Appeared in 61 games (all starts) averaging career highs of 16.4 points, 3.7 rebounds, 6.6 assists, and 1.3 steals in 34.5 minutes … Had 25 points and five boards in 36 minutes at OKC on 4/25 … Recorded 29 points (5-5 3FG) and 10 assists in 37 minutes at PHX on 4/21 … Recorded 25 points, nine assists and five boards in 37 minutes at ORL on 4/1 … Posted season-high tying 27 points and career-high tying nine rebounds in 37 minutes at CHI on 3/26 … Recorded 21 points, six rebounds, and seven assists in 35 minutes vs. ATL on 3/13 … Tallied 16 points, 13 assists and seven boards in 43 minutes vs. SAC on 3/5 … Named Western Conference POW for week ending March 4 … Posted 22 points, a career-high 15 assists, seven rebounds and two steals in 39 minutes at HOU on 3/2 …Tallied 24 points, three rebounds and nine assists in 34 minutes vs. MIA on 1/13 … Had 25 points, three assists and a career-high eight steals in 40 minutes at POR on 12/29 … Registered 27 points and four assists in 32 minutes at DAL on 12/26 … Missed two games due to left ankle sprain vs. SAS on 2/23 and at LAC on 2/22… Missed two games due to right ankle sprain vs. LAC on 1/29 and vs. TOR on 1/27… Missed one game due to a right foot sprain vs. NJN on 1/11.

CAREER

2010-11 (Denver): Appeared in 80 games (31 starts), averaging 11.7 points, 4.7 assists, and 1.00 steals in 26.3 minutes … Started 31 games, averaging 14.6 points, 6.7 assists, 3.5 rebounds and 1.35 steals in 32.1 minutes … Totaled 14 points, nine assists and six boards in 37 minutes vs. Golden State on 4/11 Totaled 14 points, nine assists and six boards in 37 minutes vs. Golden State on 4/11 … Poured in a career-high 37 points (career-high 10 threes) to go with a career-high tying seven rebounds and six assists in 31 minutes vs. Minnesota on 4/9 … Recorded 28 points and five assists in 37 minutes vs. Oklahoma City on 4/5 … Tallied 12 points, five rebounds and seven assists in 30 minutes vs. San Antonio on 3/23 … Registered 23 points, eight assists and four rebounds in 31 minutes vs. Toronto on 3/21 … Recorded 16 points, a career-high tying seven rebounds and six assists in a career-high 44 minutes at Miami on 3/19 … Posted nine points, 10 assists and three steals in 26 minutes at Atlanta on 3/16 … Registered 23 points and 10 assists in 36 minutes at New Orleans on 3/14 … Tallied 15 points, a career-high tying 11 assists and four steals in 38 minutes vs. Detroit on 3/12 … Recorded 20 points, a career-high 11 assists and four steals in 36 minutes at Phoenix on 3/10 … Posted 11 points and eight assists in 33 minutes at L.A. Clippers on 3/5 … Notched 23 points (7-13 FG, 2-4 3FG, 7-8 FT), six rebounds and five assists in 34 minutes at Utah on 3/3 … Registered his first career double-double with 14 points, 10 assists (2nd time) and two rebounds in 28 minutes vs. Charlotte on 3/2 … Dished out 10 assists vs. Boston on 2/24 … Posted 21 points (8-15 FG), seven assists, a career-high six steals and five rebounds in a career-high 39 minutes vs. Memphis on 2/22 … Grabbed a career-high seven rebounds at Golden State on 2/9 … Notched 19 points (7-10 FT), six rebounds and five assists vs. Houston on 2/7 … Scored his 1,000th career point vs. Indiana on 1/23 … Totaled 16 points (4-5 FG, 7-8 FT), six rebounds and five assists vs. Phoenix on 1/11 … Posted 19 points and five assists at Oklahoma City on 12/25 … Notched 22 points (8-12 FG) at San Antonio on 12/22 … Totaled 23 points (8-16 FG, 6-7 FT), nine assists, four rebounds and three steals vs. Minnesota on 12/18 … Posted 18 points (6-7 FG, 6-7 FT) at New York on 12/12 … Registered 24 points (9-14 FG, 6-7 FT), seven assists and three steals at Boston on 12/8 … Totaled 17 points (7-14 FG, 3-6 3FG) vs. Chicago on 11/26 … Pitched in 17 points and five assists vs. L.A. Lakers in 11/11 … Scored 19 points at Indiana on 11/9. **2009-10 (Denver):** Appeared in 65 games (eight starts), averaging 8.3 points, 3.1 assists, 1.9 rebounds and 0.74 steals in 20.2 minutes … In his eight starts, averaged 17.0 points, 5.9 assists, 2.9 rebounds and 1.13 steals … Notched 10+ points on 25 occasions, including five games with at least 20 points … Among rookies, ranked 16th in the NBA in scoring (8.3), eighth in assists (3.1) and fourth in FG percentage (.515) … He also ranked second among NBA rookies and 29th among all NBA players in assists-to-turnover ratio (2.48-to-1) … One of only five rookies in the NBA to average 20+ minutes per game for a team with a winning record in 2009-10 … Registered a career-high 25 points (8-13 FG, 8-11 FT), four rebounds and four assists at Utah on 2/6 … Notched 21 points (8-12 FG, 3-5 3FG) and eight assists as a starter vs. Golden State on 1/5 … Finished with 23 points and a career-high-tying nine assists (2nd time) vs. Philadelphia on 1/3 … Posted 23 points, nine assists and a career-high three steals in a career-high-tying 38 minutes (2nd time) at Utah on 1/2 … With 23 points on 11/4, he became the first Nuggets rookie to score 20+ points in a regular-season game since Yakhouba Diawara had 23 vs. Philadelphia on 1/2/06 … His 17 points and six assists on 10/28 were the most points for a Nuggets rookie in his debut since Bobby Jackson vs. San Antonio on 10/31/97 (27) and

the most assists since Jalen Rose vs. Minnesota on 11/4/94 (6) … Missed 10 games (3/1-3/18) due to left shoulder contusion (Inactive twice) and three games (1/8-1/11) due to a left ankle sprain (Inactive twice) … DNP-CD four times.

PLAYOFFS

Has appeared in 18 career playoff games (all with Denver), averaging 14.3 points, 2.4 rebounds, 4.3 assists and 1.00 steals in 29.2 minutes per game. **2012 (Denver):** Started all seven games vs. L.A. Lakers, averaging 19.0 points, 2.6 rebounds, 6.0 assists and 1.00 steals in 34.6 minutes … Scored 20+ points in four games and handed out six-plus assists in six games … Posted a career playoff-high 32 points while shooting 13-of-18 from the field and 5-of-6 from beyond the arc (all career playoff-highs except FGA) and also collecting five rebounds and six assists in 30 minutes in GM 6 vs. LAL. **2011 (Denver):** Started all five games, averaging 15.6 points, 3.4 rebounds and 3.8 assists in 33.4 minutes… Had 27 points in 36 minutes while going 9-of-9 (both career playoff-highs) from the free throw line in GM 4 on 4/25/11vs. OKC … Registered 20 points, four rebounds and three assists in 37 minutes in Game 2 on 4/20/11 at Oklahoma City. 2010 (Denver): Appeared in all six games of Denver's first-round playoff series against Utah, averaging 7.8 points, 2.7 assists and 1.3 rebounds in 19.7 minutes … Scored 11 points and handed out six assists in his playoff debut in Game 1 … Registered 10 points and three assists in Game 6.

CAREER TRANSACTIONS

Drafted by the Minnesota Timberwolves in the first round (18th overall) of the 2009 NBA Draft … Draft rights traded by Minnesota to Denver Nuggets in exchange for a future first-round pick (6/25/09).

COLLEGE

Winner of the 2009 Bob Cousy Award, which honors the nation's top collegiate point guard … Named to Final Four All-Tournament Team after helping lead UNC to the NCAA championship … Finished seventh in UNC history with 608 assists … His 2.78 career assist-to-turnover ratio is the second-best mark in ACC history … **Junior (2008-09):** ACC Player of the Year and USWBA District Player of the Year … An All-America First Team selection by the NABC and Second Team by the AP … Set an ACC single-season record with a 3.49 assist-to-turnover ratio … Also led the league in assists (6.6) and steals (2.14), finished fourth in field goal percentage (.532) and was Carolina's second-leading scorer (16.6) … Shot 47.2 percent from three-point range and 79.8 from the free throw line … Recorded 17 points, eight assists, zero turnovers and career-high seven steals in win over Michigan State … Had 21 points, nine rebounds and hit the game-winning three at Florida State … Scored 25 points and dished out five assists in win at Duke … Named NCAA South Regional Most Outstanding Player … Averaged 12.0 points, 4.7 rebounds and shot 43.3 percent from three-point range in the NCAA Tournament … **Sophomore (2007-08):** All-ACC Honorable Mention pick … NABC All-District First Team … Averaged 12.7 points and a team-high 5.2 assists (ranked third in the ACC) … Led the conference in assist-to-turnover ratio (2.36) and ranked sixth in free throw percentage (.835) … Missed seven games and made only brief appearances in two more due to two separate ankle injuries … Posted a career-high 26 points at Rutgers … Registered a double-double of 23 points and 10 assists at Miami (Fla.)… Notched 21 points, four assists and four steals vs. Mount St. Mary's in NCAA Tournament first round … Recorded 19 points and seven assists vs. Arkansas in second round … Tallied 11 points and nine assists vs. Louisville in the Regional Finals on his way to earning All-East Regional Team honors … **Freshman (2006-07):** Averaged 10.2 points and 5.6 assists (ranked third in the ACC) … Led the conference in assist-to-turnover ratio (2.57) … Recorded a season-high 21 points on 8-for-12 shooting at NC State … Registered 14 points and six assists vs. Tennessee in the third place game of the NIT Season Tip-Off … Tallied 14 points and eight assists vs. Boston College in ACC Tournament semifinals … Earned All-ACC Tournament honors … Scored 20 points and dished out eight assists vs. Michigan State in the second round of the NCAA Tournament.

PERSONAL

Has one sister and one brother … Majored in exercise and sport science at UNC … Led Oak Hill Academy to a 42-1 record as a senior (won their first 42 games) … McDonald's, Parade and USA Today All-America selection as a senior, averaging 23.8 points, 9.1 assists and 5.0 steals in 2006 … Participated in McDonald's All-Star Game, Jordan Classic and Nike Hoop Summit … Also played soccer for one year at Oak Hill … Most Valuable Player at World Juniors Tournament in France in June 2005 … Attended Bishop McNamara High School (Forestville, Md.) for two years.

CAREER STATISTICS

NBA REGULAR SEASON

			-Field Goals-			-Free Throws-			-Rebounds-									-Averages-		
YEAR/TEAM	GP	MIN	FGM	FGA	PCT	FTM	FTA	PCT	OFF	DEF	TOT	AST	PF	DQ	STL	TO	BS	PTS	RPG	APG	PPG
09-10 \ DEN	65	1316	301	390	.515	106	140	.757	42	82	124	203	89	0	48	82	2	542	1.9	3.1	8.3
10-11 \ DEN	80	2103	346	688	.503	172	225	.764	67	142	209	377	133	1	80	137	4	933	2.6	4.7	11.7
11-12 \ DEN	61	2124	374	767	.488	178	216	.824	54	173	227	401	94	0	82	149	6	999	3.7	6.6	16.4
TOTALS	**206**	**5544**	**921**	**1845**	**.499**	**456**	**581**	**.785**	**163**	**397**	**560**	**981**	**316**	**1**	**210**	**368**	**12**	**2474**	**2.7**	**4.8**	**12.0**

Three-Point Field Goals: '09-10, 34-83 (.410); '10-11, 103-254 (.406); '11-12, 73-200 (.365). **Totals:** 176-454 (.388)

NBA PLAYOFFS

			-Field Goals-			-Free Throws-			-Rebounds-									-Averages-		
YEAR/TEAM	GP	MIN	FGM	FGA	PCT	FTM	FTA	PCT	OFF	DEF	TOT	AST	PF	DQ	STL	TO	BS	PTS	RPG	APG	PPG
2010 \ DEN	6	117	15	35	.429	13	19	.684	4	4	8	16	18	0	6	8	0	47	1.3	2.7	7.8
2011 \ DEN	5	166	26	52	.500	21	23	.913	7	10	17	19	9	0	5	6	1	78	3.4	3.8	15.6
2012 \ DEN	7	242	56	109	.514	12	19	.632	4	14	18	42	12	0	7	8	1	133	2.6	6.0	19.0
TOTALS	**18**	**525**	**97**	**196**	**.495**	**46**	**61**	**.754**	**15**	**28**	**43**	**77**	**39**	**0**	**18**	**22**	**2**	**258**	**2.4**	**4.3**	**14.3**

Three-Point Field Goals: 2010, 4-10 (.400); 2011, 5-11 (.455); 2012, 9-28 (.321). **Totals:** 18-49 (.367).

SEE PAGE 17 FOR CAREER-HIGH INFORMATION.

JAVALE MCGEE

JAVALE MCGEE | 34

Position:
Center

Height/Weight:
7'0"/252

Date of Birth:
01/19/88

College:
Nevada

Pro Experience:
4 years

2011-12 STATISTICS:

PPG:
10.3

RPG:
5.8

BPG:
1.6

2011-12

(DEN)	PPG: 10.3	RPG: 5.8	BPG: 1.6	MPG: 20.6	
(WAS)	PPG: 11.9	RPG: 8.8	BPG: 2.5	MPG: 27.4	
	10+PTS: 24	20+PTS: 5	10+REBS: 19	10/10: 13	20/10: 5

Acquired by Denver in a three-team deal with Washington and L.A. Clippers on 3/15 … Appeared in 61 games overall … Including five starts in 20 games with Denver, averaged 10.3 points 5.8 rebounds and 1.6 blocks in 20.6 minutes … Totaled 17 points, eight boards and three blocks in 24 minutes vs. ORL on 4/22 … Registered 14 points and 10 rebounds in 28 minutes at LAL on 4/13 … Had eight points, seven boards and two blocks in 23 minutes at TOR on 3/28 … Tallied 13 points, 11 boards and two blocks in 25 minutes at MIN on 3/25 … Posted 15 points, including the game-winning dunk with 5 seconds left, seven boards and three blocks in 24 minutes vs. DET on 3/21 in his first game since joining Denver … Scored 21 points and grabbed 15 rebounds vs. SAS (3/12) ... Recorded three straight games with at least 18 points and 11 rebounds (2/10--2/14) ... Had a season-high 24 points and grabbed 13 rebounds vs. MIA (2/10) ... Tallied 22 points, grabbed 10 rebounds and blocked five shots at CHA (1/28) ... Scored 23 points, grabbed a career-high tying 18 rebounds and blocked a season-high tying five shots vs. PHI (1/14) ... Has five games with five or more blocks this season.

CAREER

Finished second in the NBA in total blocked shots (193) and blocks per game (2.4) in 2010-11 … Scored a career-high 28 points and grabbed a career-high-tying 18 rebounds at GSW (3/27/11) … Recorded his first career triple-double with 11 points, 12 rebounds and a career-high 12 blocks at CHI (3/15/11) … In 2011 in Los Angeles, became the first player in Washington franchise history to compete in the Slam Dunk Contest at All-Star Weekend … With a then career-high 25 points and 15 rebounds in 30 minutes of play on 4/6/10 vs. GSW, became the first NBA player since Boston's Kevin McHale (12/14/84) to record 25+ points and 15+ rebounds as a reserve in less than 31 minutes of play … **2010-11 (Washington):** Appeared in a career-high 79 games (career-high 75 starts), and averaged then career-highs in points (10.1 ppg), rebounds (8.0 rpg), blocks (2.4 bpg), field goal percentage (.550) and minutes per game (27.8) … Led Washington in total rebounds (634), offensive rebounds (223), games played (79) and starts (75) … Grabbed 10+ rebounds in 28 games, and had 10 games with five or more blocks … Posted a career-high 21 double-doubles … Finished second in the NBA in total blocked shots (193), and recorded Washington's highest single-season block total since 1989-90 … Scored a career-high 28 points and grabbed a career-high tying 18 rebounds at GSW (3/27) … Recorded his first career triple-double with 11 points, 12 rebounds and a career-high 12 blocks at CHI (3/15) … His 12 blocks at CHI marked the most by any NBA player since 2000-01, and marked the most blocks in a triple-double effort since Shawn Bradley in 1998 … Missed a total of three games; one for a team suspension (12/26), and two due to flulike symptoms (1/28-1/29) … **2009-10 (Washington):** Averaged 6.4 points, 4.1 rebounds and 1.7 blocks per game in 60 games (19 starts) for Washington … Tied with Brendan Haywood with a team-high 101 blocked shots … Improved on his rookie season marks with a then career-high .508 FG%, 4.0 rpg and 1.7 bpg … Ranked ninth in the NBA in blocks per game and first in blocks per 48 minutes (5.01) … In eight games in the month of April, averaged 13.2 points, 8.5 rebounds and 2.9 blocks per game … Recorded six double-doubles, and had seven games with 10+ rebounds … Scored in double-figures 17 times … Blocked a career-high six shots twice (4/12 at NYK, 11/24 vs. PHI) … With eight dunks vs. ATL (3/11), recorded the most dunks in a game by a Wizard since dunks have been officially recorded as a stat (last 10 seasons) … Missed one game (12/28) with a sore right knee … **2008-09 (Washington):** Averaged 6.5 points and 3.9 rebounds per game … Started 14 games as a rookie, and averaged 7.1 points and 3.4 rebounds in those games … Scored a season-high 18 points three times … Grabbed a season-high 11 rebounds in three games … Blocked a season-high four shots at Chicago (12/6)… Scored in double figures 18 times overall, and grabbed 10+ rebounds four times … Recorded four double-doubles … Did not miss a game due to illness/injury.

PLAYOFFS

2012 (Denver): Appeared in all seven playoff games vs. L.A. Lakers, averaging 8.6 points, 9.6 rebounds and 3.14 blocks in 25.9 minutes per game … Recorded double-doubles in two games against the Lakers in GM 3 on 5/4/12 and GM 5 on 5/8/12) ... Posted 21 points, 14 rebounds and 2 blocks while shooting 9-of-12 from the field in GM 5 @ Lakers … Also collected 15 rebounds, 16 points, and 3 blocks while shooting 8-of-12 in 28 minutes in GM 3 vs. LAL on 5/4/12 … Recorded a total of 22 blocks and 67 rebounds in the seven game series vs. LAL.

CAREER TRANSACTIONS

Selected by Washington in the first round of the 2008 NBA Draft (18th overall) … Acquired by Denver, along with Ronny Turiaf and a future second-round pick, as part of a three-team trade that sent Nene, Brian Cook and a second-round pick to Washington and Nick Young to the L.A. Clippers … Signed contract extension with Denver on 7/18/12.

COLLEGE

Earned Second Team All-WAC honors as a sophomore at Nevada in 2008, and was named to the league's All-Defensive Team … Finished his collegiate career as Nevada's fourth all-time leader in blocked shots with 122 … Averaged 14.1 points and 7.3 rebounds per game during his sophomore season … Led the WAC in blocks per game (2.8) as a sophomore … As a freshman, averaged 3.3 points, 2.2 rebounds and 0.9 blocks per game behind All-American and future NBA draft pick Nick Fazekas.

PERSONAL

Mother, Pamela McGee, was an All-American basketball player at Southern California who also played and coached in the WNBA … Is the first son of a WNBA player to be drafted in the NBA … His father, George Montgomery, played collegiately at Illinois … Joined with team management and teammates when with Wizards for their annual "Family-to-Family Holiday Delivery," to deliver toys, books, clothes, games and gift certificates to designated families in Washington, DC, who needed help with the holidays … In October of 2009, joined a contingent of teammates and coaches in Washington's "Salute To The Stars," honoring wounded servicemen and women for their service to the country … Was an early entry candidate in the 2008 NBA Draft … Attended Detroit Country Day HS and Providence Christian HS in Michigan before playing his senior season at Hales Franciscan in Chicago … Enjoys playing chess and video games.

CAREER STATISTICS

NBA REGULAR SEASON

			-Field Goals-			-Free Throws-			-Rebounds-										-Averages-		
YEAR/TEAM	**GP**	**MIN**	**FGM**	**FGA**	**PCT**	**FTM**	**FTA**	**PCT**	**OFF**	**DEF**	**TOT**	**AST**	**PF**	**DQ**	**STL**	**TO**	**BS**	**PTS**	**RPG**	**APG**	**PPG**
08-09 \ WAS	75	1143	191	387	.494	107	162	.660	120	174	294	23	155	0	33	61	75	489	3.9	0.3	6.5
09-10 \ WAS	60	968	156	307	.508	74	116	.638	88	155	243	14	122	2	16	51	101	386	4.1	0.2	6.4
10-11 \ WAS	79	2193	332	604	.550	134	230	.583	223	411	634	38	232	2	41	102	193	798	8.0	0.5	10.1
10-11 \ WAS-DEN	61	1535	307	552	.556	77	167	.461	163	314	477	31	166	0	35	87	132	691	7.8	0.5	10.3
TOTALS	**275**	**5838**	**986**	**1850**	**.533**	**392**	**675**	**.581**	**594**	**1054**	**1648**	**106**	**675**	**4**	**125**	**301**	**501**	**2364**	**6.0**	**0.4**	**8.6**

Three-Point Field Goals: '08-09, 0-0; '09-10, 0-1 (.000); '10-11, 0-3 (.000); **Totals:** 0-4 (.000).

NBA PLAYOFFS

			-Field Goals-			-Free Throws-			-Rebounds-										-Averages-		
YEAR/TEAM	**GP**	**MIN**	**FGM**	**FGA**	**PCT**	**FTM**	**FTA**	**PCT**	**OFF**	**DEF**	**TOT**	**AST**	**PF**	**DQ**	**STL**	**TO**	**BS**	**PTS**	**RPG**	**APG**	**PPG**
2012 \ DEN	7	181	25	53	.434	14	26	.538	23	44	67	5	21	0	5	4	22	60	9.6	0.7	8.6
TOTALS	**7**	**181**	**25**	**53**	**.434**	**14**	**26**	**.538**	**23**	**44**	**67**	**5**	**21**	**0**	**5**	**4**	**22**	**60**	**9.6**	**0.7**	**8.6**

Three-Point Field Goals: 0-0 (---).

SEE PAGE 17 FOR CAREER-HIGH INFORMATION.

ANDRE MILLER

ANDRE MILLER | 24

Position:
Guard

Height/Weight:
6'2"/200

Date of Birth:
03/19/76

College:
Utah

Pro Experience:
13 years

2011-12 STATISTICS:

PPG:
9.7

RPG:
3.3

APG:
6.7

2011-12

PPG: 9.7 RPG: 3.3 APG: 6.7 MPG: 27.4
10+PTS: 31 20+PTS: 5 10+ASTS: 17 10/10: 9

Appeared in all 66 games (seven starts), averaging 9.7 points, 3.3 rebounds, 6.7 assists, and 1.0 steals in 27.4 minutes … Had 12 points and eight assists in 26 minutes vs. LAC on 4/18 … Dished out a season-high 13 dimes in 26 minutes at HOU on 4/16 … Had 11 assists in 22 minutes vs. HOU on 4/15 … Tallied 20 points, six boards and six assists in 32 minutes at LAL on 4/13 … Handed out 12 assists in 28 minutes and moved into 10th place on NBA all-time assist list (7,398) vs. GSW on 4/9 … Passed Michael Adams for 3rd place on Nuggets all-time assists list at LAC on 2/22 … Had 21 points and 10 assists in 36 minutes at OKC on 2/19 … Exploded for 28 points, eight rebounds and 10 assists in 39 minutes at PHI on 1/18 … Had 12 points and 12 assists in 38 minutes vs. NJN on 1/11 … Surpassed Dan Issel (2,005 assists) for 5th place on the Nuggets all-time assists list at SAS on 1/7 … Had 18 points, five boards, five assists and three steals in 27 minutes in the season opener at DAL on 12/26.

CAREER

Honors: NBA leader, assists per game (2001-02) … Eastern Conference Player of the Week (12/9/01; 2/17/02) … All-Rookie First Team (1999-00) … **International Experience:** Was a member of the USA Basketball 2002 Men's World Championships Team coached by George Karl ... Averaged 10.7 ppg, 4.1 apg and 3.0 rpg in nine games … **NBA:** Has played in all possible games in nine total seasons … Has missed just four games in his career and appeared in 632 consecutive games from 1/6/03 to 12/5/10 … Ranks sixth on Denver's all-time assists list with 2,397… Ranks third among active players in total assists (7,475) and 10th in NBA history … Has nine career triple-doubles and 201 double-doubles … Has scored 20+ points 203 times, with 16 games of 30+ (four with Denver), including a career-high 52 on 1/30/10 at Dallas … Has registered nine career triple doubles (one with Denver) … **2010-11:** Appeared in 81 games (all starts), notching averages of 12.7 points (career-best 85.3% FT), 3.7 rebounds, a team-best 7.0 assists and 1.41 steals (second on team) in 32.7 minutes … Ranked 13th in league in assists per game … Led team in assists in 66 of his 81 games … Finished second on team with 11 double-doubles … Scored in double figures 53 times, including eight games with at least 20 points … Passed out double digits in assists 15 times … Notched his 7,000th career assist while dishing a game-high 12 dimes April 7 at Utah … Scored a season-high 27 points to go along with 11 assists on Feb. 7 vs. Chicago … Hit 31 straight free throws from Nov. 16 to Dec. 5 … 2009-10: Averaged 14.0 points, 3.2 rebounds, 5.4 assists and 30.5 minutes in 82 games (66 starts) … Ranked 20th in league in assists, leading squad a team-high 45 times (inc. ties) … Team went 44-22 in his 66 starts … Rang up a career-high 52 points, tied for the second-highest scoring total in franchise history, on a franchise-record and NBA season-high 22 field goals (of 31) Jan. 30 at Dallas … Miller became the first player to take 30-plus shots and shoot at least 71.0 percent from the field since Shaquille O'Neal (22-31) on April 20, 1994 … **2008-09:** Started all 82 games for Philadelphia, averaging 16.3 points (second on team), 4.5 rebounds, 6.5 assists (led team) and 1.33 steals (tied, second on team) in 36.3 minutes … Ranked 14th in NBA in assists and 15th in assist-to-turnover ratio (2.68) … Tied for 15th in league in steals … **2007-08:** Started all 82 games with Philadelphia, averaging a career-high 17.0 points to go with 4.0 rebounds, 6.9 assists and 1.28 steals in 36.8 minutes … Shot a career-high 49.2 percent from the floor … Twice named Eastern Conference Player of the Week … Ranked 10th in NBA in assists … **2006-07:** Appeared in 80 games (79 starts) with Philadelphia and Denver, averaging 13.4 points, 4.4 rebounds, 7.8 assists and 1.38 steals in 37.1 minutes … In 57 games played (56 starts) for the 76ers, averaged 13.6 points, 4.4 rebounds, 7.3 assists and 1.28 steals in 37.6 minutes … Traded from Denver to Philadelphia on Dec. 19, 2006, but weather issues delayed his physical until Dec. 22, 2006; since the trade was not yet official, he was not credited with missing the games on Dec. 20 or Dec. 22, keeping his streak of active games played alive … Ranked seventh in assists per game, 20th in steals per game and 15th in assist-to-turnover ratio (2.82) … **2005-06:** Appeared in all 82 games for the third-straight season and fifth time in his career … Averaged 13.7 ppg, 8.2 apg, 4.3 rpg and 1.29 spg in 35.8 minutes … Ranked sixth in the NBA in assists … Ranked 26th (tied) in steals … Handed out 674 assists, the third-highest single-season total in Nuggets history … Assists average was fourth-highest in team history … Scored in double figures 60 times, including 16 games of 20+ and one of 30+ … Dished out at least 10 assists 27 times … Grabbed double-digit rebounds twice … Posted 20 double-doubles – 18 with points and assists, one with points and rebounds and one with assists and rebounds … Led the Nuggets in scoring three times, rebounding twice and assists 66 times … Scored his 8,000th career point vs. Utah on 3/29 … Registered at least 10 points, five rebounds and five assists 24 times … Had a season-high 15 assists vs. Charlotte on 2/21 … Made the game-winning basket and steal vs. Portland on 2/4 … Handed out his 4,000th career assist vs. L.A. Clippers on 1/27 … Scored a season-high 33 points vs. the Hornets on 11/30 … Nearly missed

a triple-double with 10 points, 10 rebounds and nine assists and a season-high six steals in vs. New Jersey on 11/28 … Missed a triple-double by one point, tallying nine points, 10 rebounds and 13 assists vs. the Kings on 11/9… **2004-05:** Played in all 82 games … Averaged 13.7 ppg, 4.1 rpg and team highs of 6.9 apg and 1.48 spg … Ranked eighth in the NBA in assists and 18th (tied) in steals … Shot a career-best .477 from the field (33rd in NBA) and a career-high .838 from the free-throw line (35th) … Had 13 double-doubles … Scored in double figures 61 times, including 13 games with 20 or more and two with 30+ … Dished out at least 10 assists 16 times and had one double-digit rebounding game … Had a season-high 17 assists vs. Seattle on 4/9 … Scored a season-high 34 points at Washington on 12/8 … **2003-04 (w/Denver):** Played and started all 82 games … Averaged 14.8 ppg, 6.1 apg, 4.5 rpg and 1.73 spg in 34.6 minutes … Led the team in assists and steals and ranked second in scoring and ranked 10th in the NBA in both categories … Led or tied for the team lead in assists 54 times, scoring 16 times and rebounds five times … Scored in double figures 67 times, with 19 games of 20 or more and one game of 30+ … Grabbed 10+ rebounds four times and dished out 10+ assists 11 times … Posted 11 double-doubles and one triple-double … 142 steals were the most by a Nugget since Mark Macon had 154 in 1991-92 … Registered his sixth career triple-double with 24 points, 10 rebounds and 10 assists, along with four steals vs. Minnesota on 1/26 … **2002-03 (w/L.A. Clippers):** Averaged 13.6 ppg, 6.7 apg, 4.0 rpg and 36.4 minutes in 80 games played ... Ranked first on the team in games played (80), games started (80) and minutes played (2,913) … Scored in double figures 56 times, including 15 games of 20+ and one of 30+ … Ranked ninth in the league in assists … Led the team with 537 assists … Led the team in assists 60 times and steals 31 times … Dished out at least 10 assists 15 times … Posted 12 double-doubles on the season … Missed two games due to a high left ankle sprain … 11/28 vs. New Jersey, matched his career high with 37 points and handed out a season-high 16 assists … **2001-02 (w/Cleveland):** Averaged 16.5 ppg, 10.9 apg, 4.7 rpg, 1.56 spg and 37.3 minutes in 81 games (all starts) … Led the NBA in assists per game and total assists (882) … Ranked second in triple-doubles (three), fifth in total double-doubles (43) and fifth in assist-to-turnover ratio (3.6) … Was the only player in the NBA to average a points/assists double-double during the season and he led the league in points/assists double-doubles (43) ' Led Cleveland in assists, steals and minutes and finished second in scoring … 882 assists on the year were the most in Cavaliers history … Named Eastern Conference Player of the Week for the week ending 12/9 and the for the week ending 2/17, becoming the first player in Cavaliers history to win the award twice in one season … Led the Cavs in assists in 79 of 81 games … Had 49 games of 10+ assists, including 16 games of 15+ assists … Reached double-figures in scoring on 67 occasions, including 25 games of 20+ points and six games of 30+ points … Missed one game due to a severe contusion of his right shoulder … 12/15 vs. Philadelphia, tallied a career-high and Gund Arena record 22 assists (also the second-most assists in Cavs history) in addition to recording a career-high, NBA season-high and Gund Arena record nine steals in the contest … 12/19 at Boston, recorded 36 points (14-18 FG) ... 2/28 vs. San Antonio, scored a career-high 37 points … 4/6 vs. Chicago, recorded 23 points, 16 assists and seven steals … **2000-01:** Averaged 15.8 ppg, 8.0 apg, 4.4 rpg, 1.45 spg and 34.7 minutes in 82 games (all starts) … Ranked sixth in the NBA and first in the Eastern Conference in assists per game while ranking fifth in the league in total assists … Recorded 22 double-doubles on the year (21 - points-assist, 1 - points-rebounds) … Handed out 10+ assists on 24 occasions … Participated in the Schick Rookie Challenge during All-Star Weekend for the second consecutive season, tallying two points, two assists and two steals for the Sophomore team … **1999-00:** Averaged 11.1 ppg, 5.8 apg, 3.4 rpg and 1.02 spg in 82 games (36 starts) … Selected to the NBA All-Rookie First Team … Had 10 games of 10+ assists … Tallied 21 points and five rebounds in the 2000 Schick Rookie Challenge … 2/5 vs. Atlanta, recorded a triple-double with 28 points, 10 rebounds and 12 assists in 47 minutes.

CAREER STATISTICS

NBA REGULAR SEASON

			-Field Goals-			-Free Throws-			-Rebounds-										-Averages-		
YEAR/TEAM	**GP**	**MIN**	**FGM**	**FGA**	**PCT**	**FTM**	**FTA**	**PCT**	**OFF**	**DEF**	**TOT**	**AST**	**PF**	**DQ**	**STL**	**TO**	**BS**	**PTS**	**RPG**	**APG**	**PPG**
99-00 \ Cleveland	82	2093	339	755	.449	226	292	.774	85	195	280	476	194	1	84	17	166	914	3.4	5.8	11.1
00-01 \ Cleveland	82	2848	452	999	.452	375	450	.833	94	266	360	657	229	0	119	28	265	1296	4.4	8.0	15.8
01-02 \ Cleveland	81	3023	474	1045	.454	365	447	.817	108	271	379	882	228	1	126	34	245	1335	4.7	10.9	18.5
02-03 \ LAC	80	2913	377	928	.406	311	391	.795	84	232	316	537	203	3	99	11	206	1088	4.0	6.7	13.6
03-04 \ Denver	82	2838	430	941	.457	342	411	.832	127	239	366	501	194	2	142	25	215	1214	4.5	6.1	14.8
04-05 \ Denver	82	2852	427	895	.477	253	302	.838	100	238	338	569	204	1	121	8	220	1113	4.1	6.9	13.6
05-06 \ Denver	82	2937	404	872	.463	313	424	.738	92	259	351	674	213	1	106	18	256	1126	4.3	8.2	13.7
06-07 \ Den-Phi	80	2966	424	909	.466	222	283	.784	97	255	352	625	184	1	110	10	222	1075	4.4	7.8	13.4
07-08 \ Philly	82	3016	569	1156	.492	257	333	.772	95	229	324	565	181	0	105	6	206	1398	4.0	6.9	17.0
08-09 \ Philly	82	2976	492	1041	.473	338	409	.826	123	245	368	534	196	1	109	14	199	1337	4.5	6.5	16.3
09-10 \ Portland	82	2500	404	908	.445	322	392	.821	81	185	266	445	169	1	93	9	173	1146	3.2	5.4	14.0
10-11 \ Portland	81	2650	388	844	.460	249	292	.853	97	205	302	566	171	0	114	12	197	1029	3.7	7.0	12.7
11-12 \ Denver	66	1809	242	552	.438	137	169	.811	53	168	221	441	133	0	63	177	9	639	3.3	6.7	9.7
TOTALS	**1044**	**35414**	**5422**	**11845**	**.458**	**3710**	**4595**	**.807**	**1236**	**2987**	**4223**	**7472**	**2499**	**12**	**1391**	**201**	**2747**	**14710**	**4.0**	**7.2**	**14.1**

Three-Point Field Goals: '99-00, 10-49 (.204); '00-01, 17-64 (.266); '01-02, 22-87 (.253); '02-03, 23-108 (.213); '03-04, 12-65 (.185); '04-05, 6-39 (.154); '05-06, 5-27 (.185); '06-07, 5-35 (.143); '07-08, 3-34 (.088); '08-09, 15-53 (.283); '09-10, 16-80 (.200); '10-11, 4-37 (.108)'11-12, 18-83 (.217). **Totals:** 156-761, (.205).

NBA PLAYOFFS

			-Field Goals-			-Free Throws-			-Rebounds-										-Averages-		
YEAR/TEAM	**GP**	**MIN**	**FGM**	**FGA**	**PCT**	**FTM**	**FTA**	**PCT**	**OFF**	**DEF**	**TOT**	**AST**	**PF**	**DQ**	**STL**	**TO**	**BS**	**PTS**	**RPG**	**APG**	**PPG**
2004 \ Denver	5	174	34	72	.472	9	11	.818	15	8	23	16	16	1	8	0	10	77	4.6	3.2	15.4
2005 \ Denver	5	184	28	66	.424	23	32	.719	9	17	26	26	22	2	10	1	12	81	5.2	5.2	16.2
2006 \ Denver	5	182	34	77	.442	14	17	.824	8	14	22	36	12	0	5	1	16	82	4.4	7.2	16.4
2008 \ Philadelphia	6	229	39	89	.438	14	22	.636	7	12	19	20	12	0	5	0	14	92	3.2	3.3	15.3
2009 \ Philadelphia	6	258	48	101	.475	28	34	.824	9	29	38	32	17	0	7	1	19	127	6.3	5.3	21.2
2010 \ Portland	6	210	30	74	.405	31	40	.775	5	14	19	36	12	0	7	1	19	94	3.2	6.0	15.7
2011 \ Portland	6	194	33	67	.493	19	24	.792	5	14	19	33	17	0	2	0	13	89	3.2	5.5	14.8
2012 \ Denver	7	200	31	73	.425	13	15	.774	14	25	39	42	19	0	9	1	17	79	5.6	6.0	11.3
TOTALS	**46**	**1631**	**277**	**619**	**.447**	**151**	**195**	**.774**	**72**	**133**	**205**	**241**	**127**	**3**	**53**	**5**	**120**	**721**	**4.5**	**5.2**	**15.7**

Three-Point Field Goals: 2004, 0-2 (.000); 2005, 2-4 (.500); 2006, 0-0; 2008, 0-3 (.000); 2009, 3-10 (.300); 2010, 3-7 (.429); 2011, 4-10 (.400); 2012, 4-7 (.571). **Totals:** 16-43 (.372).

SEE PAGE 17 FOR CAREER-HIGH INFORMATION.

ANDRE MILLER

PLAYOFFS

Has appeared in 46 career playoff games (22 with Denver) averaging 15.7 points, 5.2 assists, 4.5 rebounds and 1.2 steals in 35.5 minutes per game … **2012 (Denver):** Averaged 11.3 points, 5.6 rebounds, 6.0 assists and 1.29 steals in seven games vs. the Lakers … Scored double-digit points in five games and had eight assists in three games … Recorded 24 points and eight assists in 28 minutes @ LAL on 5/8/12 … **2011 (Portland):** Averaged 14.8 ppg, 3.2 rpg and 5.5 apg in six games against Dallas … Scored 10+ points in all games but one … **2010 (Portland):** Appeared in all six games against Phoenix, averaging 15.7 ppg, 3.2 rpg and 6.0 apg in 35.0 mpg … Scored a playoff career-high 31 points in Game 1 on 4/18/10 … Dished out a playoff career-high nine assists in Game 3 on 4/22/11 … **2009 (Philadelphia):** Averaged a career-high 21.2 ppg, a playoff-high 6.3 rpg and 5.3 apg in six games against Orlando … Scored 20+ in three games, including 30 in Game 2 at Orlando on 4/22/09 … **2008 (Philadelphia):** Averaged 15.3 ppg, 3.2 rpg and 3.3 apg in six games against the Pistons … Scored in double-figures in each game, including two with 20+ points … **2006 (Denver):** Averaged 16.4 ppg, 7.2 apg and 4.4 rpg in five games against the Clippers … Had a playoff career-high nine assists in Game 4 … Scored in double figures in each contest … **2005 (Denver):** Averaged 16.2 ppg, 5.2 apg, 5.2 rpg and 2.00 spg in five games vs. San Antonio … Scored in double figures in each game, including a playoff career-high 31 points in Game 1 win … **2004 (Denver):** Appeared in all five first round games vs. Minnesota … Averaged 15.4 ppg, 4.6 rpg, 3.2 apg and 1.60 spg in 34.8 minutes … Shot .472 (34-72) from the field and .818 (9-11) from the free-throw line … Scored in double figures in all five games.

CAREER TRANSACTIONS

Selected by Cleveland Cavaliers in first round (8th overall pick) in 1998 NBA Draft … Traded to L.A. Clippers along with G Bryant Smith in exchange for F Darius Miles and F Harold Jamison on 7/30/02 … Signed as a free agent by Denver Nuggets on 8/1/03 … Traded to Philadelphia, along with F Joe Smith and two 2007 first round draft picks, in exchange for G Allen Iverson and F Ivan McFarlin on 12/19/06 … Signed as a free agent by Portland on 7/24/09 … As part of a three-team (Dallas) draft-night trade, along with G Jordan Hamilton and a future 2nd round draft pick, in exchange for G Raymond Felton on 6/23/11… Signed a contract extension with the Nuggets on 7/11/12.

COLLEGE

Averaged 12.1 ppg, 5.4 apg and 4.8 rpg over his four-year collegiate career at the University of Utah … Finished his career as Utah's all-time leader in steals (254) and second in all-time assists (721) … **1998-99:** Averaged 15.8 ppg, 5.6 apg and 5.4 rpg in 33 games … The recipient of the 1998-99 WAC Joe Kearney Award, honoring the conference's male athlete of the year … Was named First Team All-America by The Associated Press, the NABC and the USBWA … Was also named the 1999 WAC Player of the Year and was named First Team All-WAC and All-Defensive Team … Also named to The Sporting News All-America First Team at the conclusion of his senior season … **1997-98:** Tallied 14.2 ppg, 5.2 apg and 5.4 rpg in 34 games played … Named Honorable Mention All-America by The Associated Press … Helped lead the Utes to the NCAA Championship Game … Recorded 16 points and 14 rebounds in NCAA Semifinal win over North Carolina … Recorded a triple-double in Utah's upset victory over Arizona in the West Regional Final with 18 points, 14 rebounds and 13 assists … **1996- 97:** Averaged 9.8 ppg, 6.1 apg and 4.7 rpg in 33 games … Named to the All-WAC Defensive Team by both coaches and media … Helped lead Utah to the Elite Eight of the NCAA Tournament … **1995-96:** Averaged 8.6 ppg, 4.6 apg and 3.7 rpg in 34 games … Named to the All-WAC Newcomer Team … **1994-95:** Did not play, ineligible.

PERSONAL

Full name is Andre Lloyd Miller … Earned a degree in Sociology at the University of Utah in the spring of 1998 … Was a member of the USA Basketball 2002 Men's World Championship Team … Led Verbum Dei to a 29-3 record and the CIF 4A Championship during his senior year … Was CIF 4A Player of the Year as a senior … High school league MVP in football as a quarterback … The person he most admired when growing up was his mother, Andrea Robinson.



ANDRE MILLER | 24

QUINCY MILLER

QUINCY MILLER | 30

CAREER TRANSACTIONS

Drafted by the Nuggets in the second round with the 38th overall pick … Signed with Denver on September 6, 2012.

COLLEGE

Played in 37 games, making 35 starts ... Averaged 10.6 points and 4.9 rebounds in 24.4 minutes ... Named Big 12 Co-Freshman of the Year by league coaches ... Also named Big 12 Freshman of the Year by Sporting News ... Honorable mention All-Big 12 by league coaches ... Unanimous Big 12 All-Rookie choice by coaches ... Four 20-point games, three coming in Big 12 play ... Debuted in season-opening win Nov. 11 vs. Texas Southern, scoring 17 points ... Scored then-career-high 20 points on 7-of-12 FG (5-of-6 FT) and added 6 rebounds in 25 minutes vs. San Diego State (Nov. 15) ... Scored 17 points, knocking down 11-of-12 from FT line, vs. UT Arlington (Nov. 23) ... Grabbed career-high 11 boards vs. UTSA, first of two double-doubles ... Had 21 points in 25 minutes in Jan. 14 home rout of Oklahoma State ... Scored career-high 29 points on 12-of-17 shooting in 31 minutes in Jan. 21 home loss to Missouri ... Had 9 points and career-high-tying 11 rebounds in 18 minutes at Texas A&M (Feb. 1) ... Chipped in second 20-point game against Missouri with 20 points and 7 rebounds in 30 minutes Feb. 11 ... Posted second double-double (12 points, 11 rebounds) in Feb. 18 loss to Kansas State ... Had 13 points and 8 rebounds in Big 12 Championship semifinal win March 9 vs. Kansas… Helped the Bears reach the Elite Eight at the 2012 NCAA Tournament.

PERSONAL

Born Nov. 18, 1992, in Chicago, Ill. ... Son of Ricky Miller and Aniesha Scott ... Mother is a nurse and he has 13 siblings ... First basketball memory is dunking in eighth grade ... Following basketball career, ambition is to become an anesthesiologist.

Position:
Forward

Height/Weight:
6'9"/210

Date of Birth:
11/18/92

College:
Baylor University

Pro Experience:
Rookie

2011-12 STATISTICS:

PPG:
10.6

RPG:
4.9

APG:
1.4

CAREER STATISTICS

COLLEGE – BAYLOR UNIVERSITY

			-Field Goals-			-Free Throws-			-Rebounds-									-Averages-		
YEAR/TEAM	**GP**	**MIN**	**FGM**	**FGA**	**PCT**	**FTM**	**FTA**	**PCT**	**OFF**	**DEF**	**TOT**	**AST**	**PF**	**DQ**	**STL**	**TO**	**BS**	**PTS**	**RPG**	**APG**	**PPG**
2011-12 \ BU	37	903	138	309	.447	93	114	.816	54	128	182	53	69	0	25	66	24	393	4.9	1.43	10.6
TOTALS	**37**	**903**	**138**	**309**	**.447**	**93**	**114**	**.816**	**54**	**128**	**182**	**53**	**69**	**0**	**25**	**66**	**24**	**393**	**4.9**	**1.43**	**10.6**

Three-Point Field Goals: 2011-12, 24-69 (.348)

TIMOFEY MOZGOV

TIMOFEY MOZGOV | 25

Position:
Center

Height/Weight:
7'1"/250

Date of Birth:
07/16/86

Country:
Russia

Pro Experience:
2 years

2011-12 STATISTICS:

PPG:
5.4

RPG:
4.1

MPG:
15.6

2011-12

PPG: 5.4 **RPG: 4.1** **MPG: 15.6**

Played in 44 games (35 starts) averaging career highs of 5.4 points, 4.1 rebounds and 1.0 block, in 15.6 minutes … Posted eight points and four boards in 19 minutes vs. BOS on 3/17 … Registered 14 points and nine rebounds in 23 minutes vs. POR on 2/29 … Posted 11 points, seven rebounds and two blocks in 22 minutes at LAC on 2/2 … Totaled 16 points, seven rebounds and three assists in 30 minutes at NYK on 1/21 … Registered 11 points, three boards and three assists vs. SAC on 1/4 … Totaled eight points, 10 rebounds and a career-high four blocks in 26 minutes at LAL on 12/31 … Missed 10 games due to left ankle sprain.

CAREER

NBA: 2010-11 (New York; Denver): Appeared in 45 games (14 starts), averaging 3.6 ppg and 2.7 rpg in 11.6 minutes during his rookie season … In 11 games with the Nuggets, averaged 2.5 points and 1.5 rebounds in 6.0 minutes … Appeared in 34 games (14 starts) with the Knicks this season, averaging 4.0 ppg, 3.1 rpg and 0.68 bpg in 13.5 mpg … While with the Knicks, he scored 10+ points twice, grabbed 10+ rebounds twice and notched one double-double … Tallied a career-high-tying three blocks (3rd time) vs. Philadelphia on 2/6 … Recorded his first career double-double with a career-high 23 points and a career-high 14 rebounds vs. Detroit on 1/30. Inactive 4/6-4/13 due to sprained left knee and ankle. International Experience: 2012 (London Olympics): Appeared in eight games for the Bronze Medal winning Russian National Team, averaging 10.0 points and 3.5 rebonds in 18.6 minutes … Shot .623 (33-53 FG) from the field … Scored a high of 18 points to go with seven rebounds in 23 minutes vs. Brazil … Registered 12 points, nine rebounds and two blocks in 27 minutes vs. Spain … Scored 10+ points in five games … 2011: Participated in 2011 EuroBasket Championships for Russia, averaged 9.5 points and 3.9 rebounds in 10 games … 2010: Played in 2010 FIBA World Championship for Russia, averaged 13.0 points and 4.4 rebounds… 2010-04: Participated in 2009 EuroBasket Championships for Russia, averaged 11.0 points and 4.6 rebounds in nine games… Played professionally for six years in his native Russia … Averaged 7.5 points and 4.8 rebounds over 18.9 minutes in 32 games with BC Khimki in 2009-10 … Had 16 double-figure scoring games and two double-figure rebounding games … Averaged 6.0 points and 4.1 rebounds over 13.1 minutes in 16 Euroleague games … Signed with BC Khimki as a 20 year-old prior to 2006-07 season … Averaged 1.3 points in 13 games in 2006-07 and 7.7 points and 4.1 rebounds in 2008-09 … Began pro career with LenVo St. Petersburg in 2004-05 … Joined CSK VVS-2 Samara in 2005-06 … Recorded 11.0 points, 4.6 rebounds and 1.3 blocks over 23.0 minutes for Russian National Team in 2009 European Championships.

PLAYOFFS

Has appeared in seven games (all with Denver), averaging four points and three and a half rebounds in 14.1 minutes per game. 2012 (Denver): Started five of seven games against the Lakers. Recorded eight points, four rebounds, two assists, and one block in GM 6 vs. LAL on 5/10/12 … Shot 12-of-25 from the field in the series.

CAREER TRANSACTIONS

Signed with New York as a free agent (7/13/10) … Traded from New York to Denver along with Wilson Chandler, Raymond Felton, Danilo Gallinari, a 2012 second-round draft pick, a 2013 second-round draft pick, a 2014 first-round draft pick and cash considerations in exchange for Carmelo Anthony, Chauncey Billups, Anthony Carter, Renaldo Balkman and Shelden Williams; the Nuggets also received Kosta Koufos from Minnesota in exchange for a 2015 second-round draft pick (2/22/11).

PERSONAL

Name is pronounced TEAM-oh-fay MOZ-gov … Full name is Timofey Pavlovich Mozgov … Born in St. Petersburg, Russia and is a member of the Russian national team … He is the eighth Russian-born player in NBA history, while he becomes the first ever to appear on a Nuggets roster.

CAREER STATISTICS

NBA REGULAR SEASON

			-Field Goals-			-Free Throws-			-Rebounds-										-Averages-	
YEAR/TEAM	**GP**	**MIN**	**FGM**	**FGA**	**PCT**	**FTM**	**FTA**	**PCT**	**OFF**	**DEF**	**TOT**	**AST**	**PF**	**DQ**	**STL**	**TO**	**BS**	**PTS**	**RPG**	**APG**	**PPG**
10-11 \ NY-DEN	45	524	63	133	.474	37	52	.712	46	75	121	15	84	1	15	35	25	163	2.7	0.3	3.6
11-12 \ DEN	44	687	100	190	.526	39	57	3684	53	126	179	22	86	0	15	53	42	239	4.1	0.5	5.4
TOTALS	**89**	**1211**	**163**	**323**	**.505**	**76**	**109**	**.697**	**99**	**201**	**300**	**37**	**170**	**1**	**30**	**88**	**67**	**402**	**3.4**	**0.4**	**4.5**

Three-Point Field Goals: 0-0 (.000).

NBA PLAYOFFS

			-Field Goals-			-Free Throws-			-Rebounds-										-Averages-	
YEAR/TEAM	**GP**	**MIN**	**FGM**	**FGA**	**PCT**	**FTM**	**FTA**	**PCT**	**OFF**	**DEF**	**TOT**	**AST**	**PF**	**DQ**	**STL**	**TO**	**BS**	**PTS**	**RPG**	**APG**	**PPG**
2012 \ DEN	7	99	12	25	.480	4	8	.500	10	13	23	3	16	0	2	5	6	28	3.3	0.4	4.0
Totals	**7**	**99**	**12**	**25**	**.480**	**4**	**8**	**.500**	**10**	**13**	**23**	**3**	**16**	**0**	**2**	**5**	**6**	**28**	**3.3**	**0.4**	**4.0**

Three-Point Field Goals: 0-0 (.000).

SEE PAGE 17 FOR CAREER-HIGH INFORMATION.

ANTHONY RANDOLPH

ANTHONY RANDOLPH | 15

Position:
Forward

Height/Weight:
6'11"/225

Date of Birth:
07/15/89

College:
Louisiana State

Pro Experience:
4 years

2011-12 STATISTICS:

PPG:
7.4

RPG:
3.6

MPG:
15.2

2011-12

PPG: 7.4 **RPG: 3.6** **MPG: 15.2**
10+PTS: 9 **20+PTS: 2**

Appeared in 34 games with Minnesota averaging 7.4 points, 3.6 rebounds and 1 block in 15.2 minutes per game … Posted 22 points, 11 rebounds and a block vs. OKC on 4/14 … Recorded a season high 28 points, to go along with six rebounds and five blocks @ DEN on 4/11 … Posted two double-doubles in last month of the season (4/19 @ DET and 4/14 vs. OKC).

CAREER

2010-11 (Minnesota/New York): Joined the Timberwolves midway through his third NBA campaign, having been acquired from New York on Feb. 22 in a three-team deal that also included Denver … Appeared in 23 games (three starts) with the Wolves, averaging 11.7 ppg and 5.2 rpg in 20.1 mpg while shooting 49.8% from the field and 70.3% from the FT line … Led all scorers with a career-high 31 points Mar. 24 at Dallas, the top-scoring night ever by a player making his first start in a Timberwolves uniform … He also pulled in a game-high 11 rebounds in that contest, one of three times he led Minnesota on the glass and one of five point/rebound double-doubles … Hauled in a game- and season-high 15 boards (logging a season-high 37:03) Mar. 25 at Oklahoma City … Committed a career-high seven TOs Mar. 20 vs. Sacramento, but also scored his 1000th career point in that game … Logged 20+ minutes on 10 occasions, averaging 19.9 ppg (56.8%) and 7.5 rpg in those games … Saw action in 17 games with New York, netting 2.1 ppg and 2.4 rpg … **2009-10 (Golden State):** Averaged 11.6 points, 6.5 rebounds and shot 44.3% from the field (137-309) over 22.7 minutes in 33 games (eight starts) in injury-shortened sophomore season … Had five double-doubles and led the Warriors in rebounds 11 times … Had two 20-plus scoring games, including a then-career-high 28 points (10-23 FGA) on Dec. 5 vs. Orlando … Scored in double figures in 22 of his 33 games … Nailed first career three-pointer on Oct. 28 vs. Houston … Averaged 1.55 blocks, but fell short of qualifying for NBA Leader Board in blocks … Recorded a career-high eight blocked shots on Dec. 23 at New Orleans, tying Orlando's Dwight Howard (Dec. 16 vs. Raptors) for the NBA single-game season high... In his final game action of season, had six points in 12 minutes vs. Sacramento on Jan. 8... Missed the season's final 47 games (Jan. 11-Apr. 14) due to sprained left ankle... Earlier in season, missed one game with sprained left ankle (Dec. 1 at Denver) and was a DNP-CD once … **2008-09 (Golden State):** The NBA's youngest player at age 19 … Averaged 7.9 points, 5.8 rebounds and 1.17 blocks over 17.9 minutes in 63 games (22 starts) as a rookie … Had three 20-plus scoring games and eight double-doubles (sixth among NBA rookies) … Averaged 11.1 rebounds from Mar. 28 through the end of the season (third in NBA behind Dwight Howard and Chris Bosh over that span) … Posted season highs of 24 points and 16 rebounds vs. San Antonio on April 13 … Logged a career-high 47 minutes at Detroit on March 6 … Missed two games due to injury (sprained left hand, sprained left groin) and received 17 DNP-CDs.

CAREER TRANSACTIONS

Selected by Golden State in first round (14th overall pick) of 2008 NBA Draft ... Traded to New York, along with Kelenna Azubuike and Ronny Turiaf, in exchange for David Lee on July 9, 2010 … Traded to Minnesota, along with Eddy Curry, cash considerations and a future second-round pick from Denver, in a three-team, 13-player trade that sent Corey Brewer to New York and Kosta Koufos to Denver ... Signed contract with Denver on July 20, 2012.

COLLEGE

Played one season (2007-08) at Louisiana State, where he averaged 15.6 points, 8.5 rebounds and 2.26 blocks over 31 games... Named Honorable Mention All-SEC and was also named to the SEC All-Freshman Team ... Had nine 20-plus scoring games, including a career-high 29 points vs. Alabama ... Recorded nine double-doubles.

PERSONAL

Full name is Anthony Erwin Randolph Jr. …Son of Anthony and Crystal Randolph … One of 23 NBA players selected to take part in USA Basketball's Men's National Team mini-camp in Las Vegas in July 2009 … Member of the USA Junior National Select Team that defeated the World Select Team at the 2007 Nike Hoop Summit in Memphis … Born in Worzbach, Germany, where both his parents served in the military … Spent first year of his life in Germany before moving to Pasadena, Calif., where he spent the majority of his childhood … Has one younger sister, Ashley, and one younger brother, Robert … Lists his mother and father as the people he admires most, and his father as his childhood hero … Has taken classes at LSU to continue working towards his degree … Attended high school at Serrano HS in Phelan, Calif., and Little Rock Catholic in Arkansas before playing his final two prep seasons at Woodrow Wilson HS in Dallas, where he averaged 25.8 points and 12.6 rebounds as a senior … Named Fourth Team All-America by Parade Magazine and earned First Team All-Area honors from the Dallas Morning News … Participated in the NBA's Basketball Without Borders goodwill tour to Senegal, Africa in August 2010 … Took part in the Warriors' Thanksgiving Food Distribution event and attended sessions of Warriors Basketball Camp … Following the '08 NBA Draft, took part in the Seeds of Peace camp in Maine, which brings children from different countries and ethnic backgrounds together.

CAREER STATISTICS

NBA REGULAR SEASON

			-Field Goals-			-Free Throws-			-Rebounds-										-Averages-	
YEAR/TEAM	**GP**	**MIN**	**FGM**	**FGA**	**PCT**	**FTM**	**FTA**	**PCT**	**OFF**	**DEF**	**TOT**	**AST**	**PF**	**DQ**	**STL**	**TO**	**BS**	**PTS**	**RPG**	**APG**	**PPG**
2008-09 \ GSW	63	1,129	199	431	.462	101	141	.716	128	235	363	49	141	0	42	80	74	499	5.8	0.8	7.9
2009-10 \ GSW	33	749	137	309	.443	109	163	.801	73	142	215	42	92	0	28	49	51	384	6.5	1.3	11.6
2010-11 \ NYK-MIN	40	590	123	264	.466	58	86	.674	43	117	160	33	62	0	22	53	24	305	4.0	0.9	7.6
2011-12 \ MIN	34	517	94	200	.470	64	84	.470	42	81	123	19	56	1	13	40	35	252	3.6	0.6	7.4
TOTALS	**170**	**2,985**	**553**	**1,204**	**.459**	**332**	**447**	**.743**	**286**	**575**	**861**	**143**	**351**	**1**	**105**	**222**	**184**	**1,440**	**5.1**	**0.9**	**8.5**

Three-Point Field Goals: 2008-09, 0-4 (.000); 2009-10, 1-5, (.200); 2010-11, 1-4 (.250); 2011-12; 0-1 (.000). **Totals:** 2-14 (.143).

SEE PAGE 17 FOR CAREER-HIGH INFORMATION.



JULYAN STONE

JULYAN STONE | 10

Position:
Guard

Height/Weight:
6'7"/200

Date of Birth:
10/07/88

College:
University of Texas El Paso

Pro Experience:
1 year

2011-12 STATISTICS:

PPG:
1.6

RPG:
1.1

APG:
1.7

2011-12

PPG: 1.6 RPG: 1.1 APG: 1.7 MPG: 8.4

In 22 games as a rookie (two starts) averaged 1.6 points, 1.1 rebounds and 1.7 assists, in 8.4 minutes … Had four assists in 12 minutes vs. GSW on 4/9 … Posted career-highs with nine boards and seven assists in 21 minutes vs. SAS on 2/23 … Tallied five points, three boards, two assists and two blocks in 18 minutes vs. MIN on 2/20 … Posted two points and four assists in 10 minutes vs. GSW on 2/9 … Made first career start and had two points and four rebounds in 21 minutes vs. HOU on 2/6 … Recorded six points, five rebounds, two assists and two steals in 20 minutes at SAC on 1/25 … Appeared in first NBA game, registering three assists in six minutes vs. NJN on 1/1 … Recalled from Idaho Stampede on 1/10 … Sent to Idaho Stampede of NBA D-League on 1/3/12.

PLAYOFFS

2012 (Denver): Appeared in two playoff games vs. L.A. Lakers, averaging 1.0 points and 1.0 assists in 2.5 minutes per game.

CAREER TRANSACTIONS

Signed as an Undrafted Free Agent on December 9, 2011.

COLLEGE

College: Played four seasons at UTEP, averaging 5.8 points, 5.5 rebounds, 5.2 assists and 1.5 steals in 30.7 minutes per game in 138 games (129 starts)… Averaged 8.5 points on .510 shooting, 7.5 rebounds, 5.3 assists and 1.5 steals over 36.5 minutes in 33 games as a senior …Ranks first all time in UTEP history in career assists with 714 (passed Tim Hardaway in senior season) … Holds Conference USA's all-time career assists record … Made the C-USA All-Defensive Team as a junior and senior.

CAREER STATISTICS

NBA REGULAR SEASON

			-Field Goals-			-Free Throws-			-Rebounds-										-Averages-		
YEAR/TEAM	**GP**	**MIN**	**FGM**	**FGA**	**PCT**	**FTM**	**FTA**	**PCT**	**OFF**	**DEF**	**TOT**	**AST**	**PF**	**DQ**	**STL**	**TO**	**BS**	**PTS**	**RPG**	**APG**	**PPG**
2011-12 \ DEN	22	179	13	31	.419	8	11	.727	5	20	25	37	18	0	8	11	6	36	1.1	1.7	1.6
TOTALS	**22**	**179**	**13**	**31**	**.419**	**8**	**11**	**.727**	**5**	**20**	**25**	**37**	**18**	**0**	**8**	**11**	**6**	**36**	**1.1**	**1.7**	**1.6**

Three-Point Field Goals: 11-12, 2-11 (.182). Totals: 2-11 (.182).

NBA PLAYOFFS

			-Field Goals-			-Free Throws-			-Rebounds-										-Averages-		
YEAR/TEAM	**GP**	**MIN**	**FGM**	**FGA**	**PCT**	**FTM**	**FTA**	**PCT**	**OFF**	**DEF**	**TOT**	**AST**	**PF**	**DQ**	**STL**	**TO**	**BS**	**PTS**	**RPG**	**APG**	**PPG**
2012 \ Denver	2	5	1	2	.500	0	0	---	1	0	1	2	0	0	0	0	0	2	0.5	1.0	1.0
TOTALS	**2**	**5**	**1**	**2**	**.500**	**0**	**0**	**---**	**1**	**0**	**1**	**2**	**0**	**0**	**0**	**0**	**0**	**2**	**0.5**	**1.0**	**1.0**

Three-Point Field Goals: 2012, 0-0 (---)

SEE PAGE 17 FOR CAREER-HIGH INFORMATION.

#5 ANTHONY CARTER

Position - Guard **Height -** 6'2" **Weight -** 195 **Birthdate -** 6/16/75
College - University of Hawaii **NBA Experience -** 13

Professional Experience: NBA: Has scored in double figures 90 times and has dished out at least 10 assists 33 times … Has 10 career double-doubles … **2011-2012 (Toronto):** Saw action in 24 games for Toronto … Scored 2.0 points, 1.4 assists and 1.4 rebounds in 8.7 minutes per game … **2010-2011 (Denver/New York):** Played 14 games with Denver and 19 games with New York … Averaged 3.3 points, 2.1 assists and 1.5 rebounds in 14.0 minutes per game … **2009-2010 (Denver):** Played in 54 games, starting seven times…Averaged 3.3 points, 3.0 assists per game in 15.9 minutes per game…**2008-09 (Denver):** Saw action in 78 games, starting five times … Averaged 5.3 points, 4.7 assists, 2.6 rebounds and 1.23 steals in 22.9 minutes … Scored in double figures 12 times, including one game of 20 points … Had six double-digit assist efforts – all but one of which came in a reserve role … Led the Nuggets in assists in 21 games and in scoring once … One of the most efficient players in the NBA, he ranked ninth in both assists per 48 minutes (9.8) and steals per 48 minutes (2.58) … Had the highest assist average for any player in the NBA averaging fewer than 27.0 minutes … Registered a season-high 13 assists vs. Golden State on 3/28 … Corralled a career-high nine rebounds at Minnesota on 11/29 … Tallied 11 assists and a season-high five steals at Golden State on 11/5 … Scored a season-high 20 points (8-9 FG) vs. L.A. Lakers on 11/1 … Missed four games due to a left hip strain … **2007-08 (Denver):** Appeared in 70 games, averaging career-highs in nearly every statistical category: points (7.8), assists (5.5), rebounds (2.9), steals (1.54), blocks (0.40), minutes (28.0), FG percentage (.458), 3FG percentage (.349) and FT percentage (.753) … Logged a career-high 1,960 minutes … Ranked 18th in the NBA in assists, 14th in steals and 12th in assist-to-turnover ratio (3.13-to-1) … Started the last 67 games … Recorded four double-doubles … Dished out 14 assists without scoring a single point at L.A. Lakers on 1/21, becoming the first NBA player to tally at least 14 assists while going scoreless in nearly 15 years … Made the game-winning 15-foot jumper with 0.8 seconds remaining in double-overtime vs. Houston on 12/20 … Missed the first 12 games of the season due to a 3rd metacarpal fracture in his right hand … **2006-07 (Italy then Denver):** Signed with the Nuggets for the remainder of the season on 4/13 … Averaged 3.0 points, 5.5 assists and 1.5 rebounds in two games … Was inactive for two games (4/13-4/14) … Averaged 4.0 points and 1.8 assists in four games with the Nuggets during the preseason before being waived on 10/20 … Played for Legea Scafati Basket in the Italian League … **2005-06 (Minnesota):** Appeared in 45 games, averaging 3.3 points and 2.2 assists … Missed the season's final eight contests due to a sore right foot, and also drew 29 DNP-CDs … Scored 10+ points six times … **2004-05 (Minnesota):** Played in 66 games with Minnesota … Scored in double figures five times … Led Minnesota in assists on nine occasions … **2003-04 (San Antonio):** Averaged 4.4 points, 2.4 assists and 2.2 rebounds in five games for the Spurs before having his contract bought out on 12/5 … **2002-03 (Miami):** Appeared in 49 games (26 starts) for Miami, averaging 4.1 points, 4.1 assists and 1.7 rebounds while playing 18.6 minutes … Led the team in assists … **2001-02 (Miami):** Appeared in 46 games (18 starts) … Averaged 4.3 points, 4.7 assists, 2.5 rebounds and 1.09 steals while playing 22.8 minutes … As a starter, averaged 6.3 points, 7.1 assists, 3.4 rebounds and 1.28 steals … **2000-01 (Miami):** Averaged 6.4 points, 3.7 assists, 2.5 rebounds and 1.01 steals while playing 22.6 minutes in 72 games (six starts) … Scored in double-figures 16 times … **1999-00 (Miami):** Appeared in 79 games as a rookie (30 starts), averaging 6.3 points, 4.8 assists, 2.5 rebounds and 1.18 steals while logging 23.5 minutes … Led the team in assists 27 times. **COLLEGE:** Averaged 18.4 points, 7.0 assists and 4.5 rebounds in two seasons at the University of Hawaii after playing his first two seasons at Saddleback Community College in California ... **1997-98:** Averaged 18.2 points, 7.3 assists and 5.2 rebounds ... Named Honorable Mention All-America by the Associated Press ... **1996-97:** Averaged 18.7 points, 6.6 assists and 3.7 rebounds ... Named to the WAC All-Newcomer and All-Defensive teams.

#4 BEN UZOH

Position - Guard **Height -** 6'3" **Weight -** 205 **Birthdate -** 3/19/88
College - Tulsa **NBA Experience -** 2

Professional Experience: Made NBA debut on 11/15/10 with NJN … Has appeared in 60 career games (42 with New Jersey, 2 with Cleveland and 16 with Toronto), owning career averages of 4.0 points, 2.1 rebounds and 2.17 assists in 13.5 minutes per game … **2011-12:** Played 42 games with NJN averaging 3.8 points, 1.64 assists and 1.5 rebounds in 10.4 min per game …Recorded a triple-double on 4/26 against the Nets, the first by a Raptor in eleven years … **2010-11:** Appeared in 18 total games (2 with Cleveland and 16 with Toronto) averaging 4.5 points, 3.39 assists and 3.7 rebounds in 20.6 min per game … **D-League Experience:** Played in 24 games (Rio Vipers and Springfield Armor) averaging 15.0 points, 4.22 assists, 6.2 rebounds and 1.5 steals in 31.1 minutes per game … **2011-12:** Averaged 14.9 points, 3.91 assists, 5.9 rebounds and 1.4 steals in 30.7 minutes per game … **2010-11:** Averaged 16.0 points, 5.8 assists, 8.0 rebounds and 2.3 steals … **COLLEGE:** Played in 141 games in four years with University of Tulsa (2006-2010) … Averaged 13.8 points, 5.0 rebounds and 3.01 assists in 32.8 minutes per game … shares the school record for career games played with 141 games played . . . started 140 career games played, missing his only start in the final regular season home game of his freshman season . . . was a three-time all-Conference USA selection, earning second -team honors twice and first-team accolades as a senior … the only player in school history to rank among the top-10 for points, rebounds, assists, steals and blocked shots … scored double-digits 109 times … led Tulsa in scoring in 47 career games, 73 times in assists, 52 times in steals and 22 times in rebounding.

CAREER STATISTICS

NBA REGULAR SEASON

			-Field Goals-			-Free Throws-			-Rebounds-									-Averages-		
YEAR\TEAM	**GP**	**MIN**	**FGM**	**FGA**	**PCT**	**FTM**	**FTA**	**PCT**	**OFF**	**DEF**	**TOT**	**AST**	**PF**	**DQ**	**STL**	**TO**	**BS**	**PTS**	**RPG**	**APG**	**PPG**
2010-11\NJN	42	438	61	144	.424	33	56	.589	30	31	61	69	29	0	13	25	8	158	1.5	1.64	3.8
2011-12\CLE-TOR	18	370	35	99	.354	11	19	.579	19	48	67	61	31	0	17	19	3	81	3.7	3.39	4.5
TOTALS	**60**	**808**	**96**	**243**	**.395**	**44**	**75**	**.587**	**49**	**79**	**128**	**130**	**60**	**0**	**30**	**44**	**11**	**239**	**2.1**	**2.17**	**4.0**

Three-Point Field Goals: '10-11, 3-8 (.375); '11-12, 0-1 (.000). **Totals:** 3-9 (.333).

DENVER NUGGETS

MEDIA INFORMATION

2012-13 DENVER NUGGETS MEDIA GUIDE

"THE RINGSBY ROCKETS"	"ROCKY ROCKET"	"MAXI MINER"	"DENVER SKYLINE"	"SNOW CAPPED MOUNTAIN PEAK"
1967-68 THROUGH 1970-71	1971-72 THROUGH 1973-74	1974-75 THROUGH 1981-82	1982-83 THROUGH 1992-93	1993-94 - PRESENT

MEDIA INFORMATION

Welcome to the 2012-13 season, the Nuggets 12th at Pepsi Center. This is the Nuggets 37th season in the NBA and 45th season in Denver - we continue to strive to provide the media with a professional atmosphere to cover our games. For your benefit, please read through the following guidelines and please contact us at (303) 405-1100 if there is any way we can assist you in your coverage of the Nuggets this season.

PEPSI CENTER

Pepsi Center is located just off Interstate 25 at the Speer (South) or Auraria Parkway exits. The mailing address is: 1000 Chopper Circle, Denver, Colo. 80204. Pepsi Center is approximately 35 minutes from Denver International Airport.

PRESS CREDENTIALS

Application for all credentials must be made through the Nuggets Media Relations Office. Requests for single game media credentials must be made at least 24 hours in advance and on Fridays for Sunday games. NO DAY OF GAME CREDENTIAL REQUESTS WILL BE HONORED, WITH NO EXCEPTIONS. Radio stations, television stations, magazines and weekly newspapers will be accommodated on a game-by-game, space-available basis. When applying for the first time, requests from magazines and weekly newspapers must be in writing on company letterhead and must include copies of the publications (if applicable). Those with season credentials who will cover specific games must call the Nuggets Media Relations Office to arrange for seating. Credentials must be visible to security staff at all times. The Nuggets reserve the right to revoke credentials at any time for any reason.

PRESS SEATING

Press seating at Pepsi Center is located in the following areas: courtside, above the vomitory between sections 130 and 132, at the top of section 130 and in the press box. A media-dedicated elevator can be accessed across from the doors to the Nuggets locker room. TV broadcasters will be seated courtside. Beat writers and visiting media will be seated above the vomitory. The home and away radio broadcast positions are located in section 202/260 and can be accessed via the club level. There will be a Nuggets media relations representative on hand to assist radio broadcasters at this position. Wireless internet is available throughout the arena.

PRESS PARKING

Press parking will be in Corolla Lot (previously Lot E) on the East side of Pepsi Center. From Speer, enter Pepsi Center at Chopper Circle. Corolla Lot will be the first lot on your right. From Auraria Parkway, enter Pepsi Center at 9th Street. Follow the circular drive to the right and proceed to the East side of the arena. Turn left just past the Highlander Lot (previously Valet Lot). Corolla Lot will be on your right.

PRESS ENTRANCE

The press entrance is on the East side of the arena. From the Corolla Lot, walk straight towards the arena through the Highlander Lot. There is a set of green doors adjacent to the loading docks. The green doors are located between the main East entrance (large glass structure) and the loading docks, although they are closer to the docks. Media Will Call will be set up inside the press entrance. This is also the entrance for practices.

PRESS DINING ROOM

The press dining room is located in the press lounge. Food and beverages will be available to the working media two hours prior to the game through tip-off. The dining room is open for soft drinks at halftime.

WORKING PRESS ROOM

The working press room is located at court level on the West side of the arena. The working press room is equipped with telephones, wireless internet, electrical outlets, a stats monitor and a television for media use only. We must limit access to the working press room to media members filing stories. It is impossible to accommodate family, friends and guests. The Nuggets will rely on media members to maintain a courteous, professional atmosphere in the working press room. Wireless internet is available.

PHOTOGRAPHERS

Credentialed photographers may shoot from the baselines of the Pepsi Center floor in designated areas only. Photographers may not block courtside signage at any time. Free-lance photographers will not be granted credentials unless they are on specific assignment from a magazine or newspaper and there is space available. The Nuggets require a letter of request from an editor to verify any credential applications by free lancers. The Nuggets ask that photographers please be considerate of season ticket holders behind them.

STATISTICAL SERVICES

Game notes and other pertinent statistical information will be in the working press room 90 minutes before tipoff. Play-by-play, quarter, halftime and final boxscore sheets will be distributed in all press areas. Out of town scores will be delivered to broadcast crews on press row and will be displayed on scoreboards. Quote sheets will be available as soon as possible following the game in the press room.

INTERVIEWS

The visiting team's head coach will generally conduct post-game interviews outside the visitors locker room or in the visiting locker room's coaches lounge. Nuggets head coach George Karl will be available following a 10-minute cooling off period in the press lounge. Interviews with players are possible up to 45 minutes prior to the game and the locker room will be open 15 minutes after the game. Again the Nuggets will rely on the media to maintain a courteous, professional atmosphere in the locker rooms at all times. NO AUTOGRAPHS ARE ALLOWED DURING INTERVIEW PERIODS. Failure to comply with these rules may result in the forfeiture of your credential.

PRACTICE/SHOOTAROUNDS

Nuggets practices this season will generally begin at 11 a.m. at the team's Practice Facility within Pepsi Center. Shootarounds on gamedays will be at 10 a.m. Please contact the Nuggets Media Relations Office to arrange for any interview requiring one-on-one access. Media can call the Nuggets information hotline for up-to-date practice times and other information. **The information hotline number is 720-931-2057.**

CELL PHONES

Cell phone use is prohibited in locker rooms.

KIM CARVER
PRESIDENT & CHIEF EXECUTIVE OFFICER, ALTITUDE SPORTS

ALTITUDE TV

Seen in more than 3.1 million homes in a 10 state territory, Altitude is the television home of the Denver Nuggets, Colorado Avalanche, Colorado Rapids, Colorado Mammoth, Colorado Eagles, Denver Outlaws, the Big Sky Conference, the Rocky Mountain Athletic Conference, ESPN Syndication (including Big 12 Conference and Western Athletic Conference events), as well as other local and regional sports, entertainment and public service programming. A full list of Altitude programming and other information can be found at www.altitude.tv.

EXECUTIVE STAFF

Kim Carver . . . . . President & Chief Executive Officer, Altitude Sports
Tom Philand . . . . . Sr. Vice President – Partnership Marketing & Media Sales
Shelly Harper . . . . . Sr. Vice President – Programming & Production
Phillip Mallios . . . . . Sr. Vice President – Affiliate Sales & Marketing
David Zur . . . . . Sr. Vice President – Operations & Engineering
Ben Boylan . . . . . Vice President – Partnership Marketing & Media Sales
Billi Capra . . . . . Vice President of Altitude Video Services & Sr. Director of KSE Broadcast Services
Doug Menzies . . . . . Senior Producer/ Director – Avalanche
Scott Bay . . . . . Senior Producer/ Director – Nuggets
Jason Kosmicki . . . . . Executive Producer, Altitude Radio Network

ALTITUDE RADIO NETWORK

Mile High Sports Radio is the Nuggets' flagship station, with games airing on AM 950 in partnership with Lincoln Financial Media. Select Nuggets games will air on AM 1510/FM 93.7 throughout the season. Mile High Sports Radio is also the radio home of the Colorado Avalanche (AM 950), and Air Force Falcons Football (AM 1510/FM 93.7), as well as select NFL and NCAA broadcasts (AM 1510/FM 93.7, AM 1600, and FM 104.3). Mile High Sports Radio provides local and national sports talk content on AM 1510 across the Colorado Front Range, on FM 93.7 in the Denver metro area, and worldwide at www.milehighsports.com.

2012-13 ALTITUDE RADIO NETWORK AFFILIATES

KRWZ	AM 950	Denver, CO
KBFS	AM 1450	Bell Fourche, SD
KNEB	AM 960	Scottsbluff, NE
KRDZ	AM 1440	Wray, CO
KTMM	AM 1340	Grand Junction, CO
KYDT	103.1 FM	Sundance, WY
KNFO	106.1 FM	Basalt / Aspen, CO
KNAM	AM 1490	Silt / Rifle, CO
KIUP	AM 930	Durango, CO
KSIR	AM 1010	Fort Morgan, CO
KCSF	AM 1300	Colorado Springs, CO
KCSR	AM 610	Chadron, NE (Nuggets only)
KZBR	97.1 FM	Alamosa, CO
KWUF	AM 1400	Pagosa Springs, CO

TELEVISION BROADCASTING

CHRIS MARLOWE

Television Play-By-Play Announcer

Chris Marlowe begins his ninth year as the television play-by-play voice of the Nuggets on Altitude. A veteran of seven consecutive Olympic telecasts on NBC, Marlowe called play-by-play for NBC's coverage of Beach Volleyball at the 2012 Summer Olympics in London this summer. Prior to coming to Denver, Marlowe called Pac-10 Basketball for FOX Sports Northwest in addition to handling USC Trojan play-by-play duties for FOX Sports West.

Marlowe has called play-by-play for a variety of sports during his career, including basketball, football, soccer, volleyball, swimming, diving, gymnastics, cliff diving and poker.

Prior to his announcing career, Marlowe excelled in athletics, playing basketball and volleyball at San Diego State University. In 1976 and 1978 he was voted the Most Valuable Player by USA Volleyball. Marlowe's athletic career culminated as captain of the gold medal-winning U.S. Olympic Volleyball team in 1984. The athletic honors continued with his induction into both the San Diego State Aztec Hall of Fame and the California Beach Volleyball Hall of Fame in 1994.

In the offseason, he resides in Denver, with his wife and two daughters.

SCOTT HASTINGS

Television Analyst

The 2012-13 season marks Scott Hastings' 30th year associated with the NBA, either as a player or a broadcaster. He has been covering NBA games as a member of the media since 1993, including 18 seasons with Denver and four seasons with TNT. This will be his 14th straight season providing insight to Nuggets telecasts.

An 11-year veteran of the NBA, Hastings was a member of the 1989 league champion Detroit Pistons and played for Denver from '91-93. A four-year letterman at Arkansas, Hastings was named Honorable Mention All-American as a senior in '82 and left as the school's second all-time leading scorer behind Sidney Moncrief with 1,779 career points (now ranks fourth all-time). He was also recently inducted into both the University of Arkansas Sports Hall of Fame and the state of Arkansas Sports Hall of Fame.

Originally drafted by the New York Knicks with the 29th selection of the 1982 NBA Draft, Hastings also played professionally for Atlanta and Miami in his career.

One of the most well-known media personalities in the Denver market, Hastings has co-hosted a daily sports talk radio show for the last 18 years and served as the Denver Broncos radio color analyst for nine seasons.

RADIO BROADCASTING

JASON KOSMICKI

Radio Play-By-Play Announcer

Jason Kosmicki enters his 18th season with Kroenke Sports Enterprises. After serving numerous roles in the radio department, Kosmicki is now the voice of the Denver Nuggets, entering his fifth year in that role.

"Koz" moved back to the states at the age of 11 after spending seven years living in Germany. He re-learned the English language and eventually attended the University of Nebraska at Kearney. While in college, he served as Sports Director of the campus radio station and called play-by-play action for "just about any sport imaginable," including football, basketball, baseball, wrestling, volleyball, softball, swimming and even the Sigma Tau Gamma fight night (boxing).

His athletic career peaked in high school where he was a four-year letterman in football and basketball and two years in golf. But as Koz is quick to point out: "It's not that impressive; we had 60 kids in our high school."

After college, Koz landed radio stints in Eau Claire, WI (where on his first week he did play-by-play for a curling tournament), Minneapolis, Washington D.C., Houston, Corpus Christi and Colorado Springs before making his way to the Denver area.

In his free time, Koz enjoys golfing and fishing at Lake McConaughy. The Nebraska native follows his home state Cornhuskers and resides in Thornton with his daughter Jacque, who is a senior at Legacy High School.

2012-13 NBA KEY DATES

2012

October 30
2012-13 NBA Season Tips Off

2013

January 7
10-day contracts may now be signed

January 10
All player contracts are guaranteed for the remainder of the season

February 15-17
2012 NBA All-Star Game (Houston, TX)

February 21
2013 NBA Trade Deadline (3 p.m. ET)

April 20
2013 NBA Playoffs begin

June 6
2013 NBA Finals begin (Possible move-up to June 4)

June 20
Last possible date for 2013 NBA Finals (possible move-up to June 18)

June 27
2013 NBA Draft

2012-13 NBA OFFICIATING STAFF

6	Tony Brown
7	Kevin Fehr
8	Marc Davis
9	Derrick Stafford
10	Ron Garretson
11	Derrick Collins
12	Violet Palmer
13	Monty McCutchen
14	Ed Malloy
15	Bennett Salvatore
16	David Guthrie
17	Joe Crawford
18	Matt Boland
19	James Capers
20	Leroy Richardson
22	Bill Spooner
23	Jason Phillips
24	Mike Callahan
25	Tony Brothers
26	Pat Fraher
27	Dick Bavetta
28	Zach Zarba
29	Mark Lindsay
30	John Goble
31	Scott Wall
32	Eddie F. Rush
33	Sean Corbin
34	Kevin Cutler
35	Kane Fitzgerald
36	David Jones
38	Michael Smith
40	Leon Wood
41	Ken Mauer
42	Eric Lewis
43	Dan Crawford
44	Eli Roe
45	Brian Forte
47	Bennie Adams
48	Scott Foster
49	Tom Washington
50	Olandis Poole
52	Scott Twardoski
54	Nick Buchert
55	Bill Kennedy
56	Mark Ayotte
57	Greg Willard
58	Josh Tiven
59	Gary Zielinski
60	James Williams
61	Courtney Kirkland
63	Derek Richardson
65	Sean Wright
66	Haywoode Workman
68	Marat Kogut
70	Brent Barnaky
71	Rodney Mott
72	JT Orr
73	Tre Maddox
74	Curtis Blair
75	Eric Dalen
77	Karl Lane
79	Kevin Scott

Non-Staff Officials:

37	Lauren Holtkamp
39	Brenda Pantoja
46	Ben Taylor
64	SirAllen Conner
76	Steve Anderson
78	Scott Bolnick

NBA DIVISIONAL ALIGNMENTS

SOUTHWEST	NORTHWEST	PACIFIC
Dallas	Denver	Golden State
Houston	Minnesota	LA Clippers
Memphis	Oklahoma City	LA Lakers
New Orleans	Portland	Phoenix
San Antonio	Utah	Sacramento

SOUTHEAST	CENTRAL	ATLANTIC
Atlanta	Chicago	Boston
Charlotte	Cleveland	Brooklyn
Miami	Detroit	New York
Orlando	Indiana	Philadelphia
Washington	Milwaukee	Toronto

NBA PLAYOFF FORMAT

Western Conference **Eastern Conference**

Following are the playoff pairings:

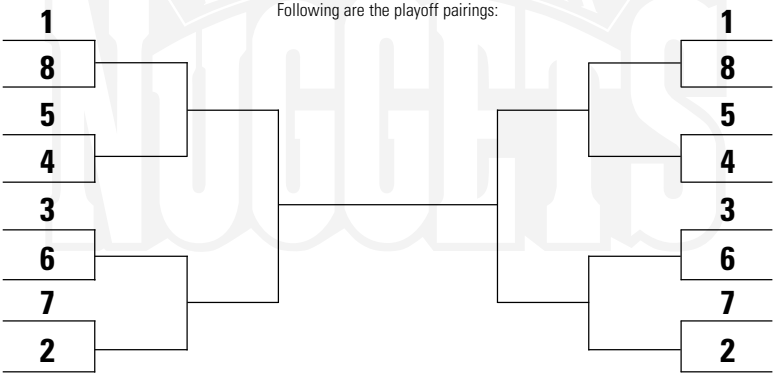

1. Sixteen teams qualify for the playoffs: Eight teams from each conference, consisting of the three division champions and the five other teams in each conference with the best winning percentage during the regular season.
2. All rounds of the playoffs shall be a best-of-seven series including the NBA Finals. All teams will participate in the first round; there are no byes.

Note: The first four seeds in each conference will be given to the three division winners and the team with the next best regular season record, with these four teams being seeded in order of their regular season records. This ensures that the two teams with the best records in the conference will meet no earlier than the Conference Finals.

Achilles Tendon – The thick tendon at the distal portion of the calf that connects the gastrocnemius (calf) muscle to the heel.

Aerobic – Exercise in which energy needed is supplied by oxygen.

Anaerobic – Exercise without the use of oxygen as an energy source; short bursts of vigorous exercise.

Anterior Cruciate Ligament (ACL) – A primary stabilizing ligament within the center of the knee joint that prevents hyperextension and excessive rotation of the joint.

Anti-inflammatory – Any agent that prevents inflammation, such as aspirin or ibuprofen.

Arthroscopy – A surgical examination of the internal structures of a joint by viewing through an arthroscope. An arthroscopic procedure can be used to remove or repair damaged tissue or as a diagnostic procedure in order to inspect the extent of the damage or confirm diagnosis.

Atrophy – To shrivel or shrink from disuse, as in muscular atrophy.

Biceps – Muscles on the front of the upper arm responsible for flexing the elbow and shoulder.

Bone Scan – An imaging procedure in which a radioactive-labeled substance is injected into the body to determine the status of a bone injury. A bone scan is particularly useful in diagnosing a stress fracture.

Bruise – A discoloration of the skin as a result of an extravasation of blood into the underlying tissues.

Bursa – A fluid-filled sac located in areas of the body where friction is likely to occur, for example between a tendon and the underlying bone.

Cartilage – Smooth, slippery substance preventing the ends of bones from rubbing together.

Chondromalacia – Roughening of the articular cartilage. Best known for roughening of the on the underside of the patella, which can occur in any patellofemoral injury.

Concussion – Jarring injury of the brain.

Contusion – A tissue injury caused by a direct blow.

Cyst – Abnormal sac containing liquid or semisolid matter.

Dehydration – State resulting from loss of body fluid where fluid output (sweating) exceeds fluid intake.

Dislocation – Complete displacement of joint surfaces.

Fracture – Breach in continuity of the bone. Types of fractures include simple, compound, comminuted, greenstick, incomplete, impacted, longitudinal, oblique, stress and transverse.

Groin Strain – Strain to the muscles that work to adduct the leg.

Hamstring – Group of muscles that run from the buttocks to the knee along the back of the thigh. The hamstring muscles work to flex the knee and extend the hip and are often injured as a result of improper conditioning or lack of flexibility.

Hip Pointer – Contusion to the iliac crest.

Hyperextension – Extreme extension of a limb or body part.

Inflammation – The body's natural response to injury in which the involved site may display various degrees of pain, swelling, heat, redness, and/or loss of function.

Magnetic Resonance Imaging – Imaging procedure in which a radio frequency pulse causes certain electrical elements of the injured tissue to react. MRI does not require radiation and is very useful in the diagnosis of soft tissue, disc, and meniscus injuries.

Medial Collateral Ligament (MCL) – Ligament on the medial aspect of the knee that connects the femur to the tibia and provides medial stability to the joint.

Meniscus – Crescent-shaped cartilage located within the knee that works to absorb weight and provide stability.

Metatarsals – Five long bones of the foot, running from the ankle to the toes.

Microfracture Surgery – An orthopedic surgical technique that can help restore knee cartilage by creating tiny fractures in the adjacent bones, causing new cartilage to develop. It can be used to treat both degenerative knee problems as well as cartilage injuries, and has gained a high profile in the sports world in recent years.

Patella – The kneecap. The patella functions to protect the distal end of the femur as well as to increase the mechanical advantage and force-generating capacities of the quadriceps muscle group.

Patella Tendinitis – Inflammation of the patellar ligament; also known as **jumper's knee.**

Plantar Fascia – The tight band of connective tissue in the arch of the foot.

Plantar Fasciitis – Inflammation of the plantar fascia; associated with overuse or acute foot injuries.

Posterior Cruciate Ligament (PCL) – A primary stabilizing ligament of the knee that prevents backward displacement of the tibia.

Quadricep Muscles – A group of four muscles in the thigh that works to extend the knee.

Reconstruction – Surgical rebuilding of a joint using natural, artificial or transplanted materials.

Rotator Cuff – Group of four shoulder muscles responsible for moving the shoulder in internal and external rotation and assisting with overall shoulder stability.

Shin Splint – A catch-all syndrome describing pain in the shin that is not a fracture or tumor and cannot be defined otherwise.

Spasm – A sudden, violent and involuntary muscle contraction.

Sprain – A twisting, stretching, pulling or tearing of a ligament.

1st Degree: A stretching but no tearing of a ligament. Athlete may either return to play immediately or will miss very little activity.

2nd Degree: A partial tear of a ligament. Bracing may be required. Athlete may miss one to four weeks.

3rd Degree: A complete tear of the ligament. Depending upon the ligament involved, bracing or even surgery may be required. Athlete may be out of activity from three weeks to one year or longer.

Sternum – The breast bone.

Strain – The stretching, pulling or twisting of a muscle or tendon.

1st Degree: A stretching but no tear of the muscle or tendon. Athlete may either return to play immediately or will usually miss very little activity.

2nd Degree: A partial tear of a muscle or tendon. Athlete may miss one to four weeks.

3rd Degree: A complete tear of a muscle or tendon. Depending upon the muscle or tendon involved surgery may be required. Athlete may be out of activity from three weeks to one year or longer.

Stress Fracture – A hairline break in a bone usually caused by overuse.

Subluxation – Partial dislocation of a joint. The term usually implies that the joint can be returned to its normal position without formal reduction.

Tendinitis – Inflammation of the tendon and/or tendon sheath, usually caused by chronic overuse.

Triceps – Muscle on the back of the upper arm that is responsible for extending the elbow and shoulder.

Ultrasound – An electrical modality that transmits sound waves through an applicator into soft tissue in order to heat the area.

TRAVELING MEDIA

SCOTT BAY
NUGGETS TV

CHRIS DEMPSEY
DENVER POST

TIM GELT
MEDIA RELATIONS DIRECTOR

SCOTT HASTINGS
NUGGETS TV

NICK HELLING
NUGGETS TV

BENJAMIN HOCHMAN
DENVER POST

ANDY KILMAN
NUGGETS TV

JASON KOSMICKI
NUGGETS RADIO

CHRIS MARLOWE
NUGGETS TV

NICK O'HAYRE
MEDIA RELATIONS MANAGER

BRIAN PETERS
NUGGETS TV

2011-2012

SEASON IN REVIEW

2012-13 DENVER NUGGETS MEDIA GUIDE

2011-12 ROSTER

NO.	PLAYER	POS	HT	WT	COLLEGE/COUNTRY	EXP.
6	Arron Afflalo	G	6-5	215	UCLA	3
11	Chris Andersen	F/C	6-10	228	Blinn (Texas) J.C.	8
13	Corey Brewer	F	6-9	188	Florida	4
	DeMarre Carroll	F	6-8	212	Missouri	3
21	Wilson Chandler	F	6-8	225	DePaul	4
35	Kenneth Faried	F	6-8	228	Morehead St.	R
5	Rudy Fernandez	G/F	6-6	185	Spain	3
8	Danilo Gallinari	F	6-10	225	Italy	3
1	Jordan Hamilton	G/F	6-7	220	Texas	R
7	Al Harrington	F	6-9	250	St. Patrick's HS (Elizabeth, NJ)	13
41	Kosta Koufos	C	7-0	265	Ohio State	3
3	Ty Lawson	G	5-11	195	North Carolina	2
34	JaVale McGee	C	7-0	250	Nevada	3
24	Andre Miller	G	6-2	200	Utah	12
25	Timofey Mozgov	C	7-1	250	Russia	1
31	Nenê	F/C	6-11	250	Brazil	9
10	Julyan Stone	G	6-7	200	UTEP	R

Head Coach: George Karl (North Carolina)
Assistant Coaches: Melvin Hunt (Baylor), Chad Iske (Kansas)
John Welch (UNLV)
Assistant Coach/Advance Scout: Jesse Mermuys (Arizona)
Video Operations/Player Development: Ryan Bowen (Iowa)
Player Development Coordinator: Pat Mutombo (Metro State College of Denver)
Asst. Coach/Strength & Conditioning: Steve Hess (Ithaca)
Athletic Trainer: Jim Gillen (Ft. Hays State)
Asst. Athletic Trainer/Strength & Conditioning: Dan Shimensky (Central Washington)
Asst. Strength & Conditioning Coach: Felipe Eichenberger (NW Oklahoma State)

NUGGETS 2011-12 TEAM HIGHS & LOWS

	HIGH	LOW
Points	131 @ MIN, 4/26	81 vs. NOH, 1/9
Field Goals Made	56 @ MIN, 4/26*	29 vs. NOH, 1/9
Field Goals Attempted	101 @ OKC, 2/19 (OT)	70 vs. TOR, 1/27
Field Goal Percentage	.629 (56-89) @ MIN, 4/26	.357(30-84) @DAL, 2/15
Three-Pointers Made	12 (3) @ LAC, 2/2	2 (3) @ CHA, 3/30
Three-Pointers Attempted	28 @ DAL, 12/26	9 (2) vs. MEM, 3/11
Three-Point Percentage	.611 (11-18)vs. NJN, 1/11	.111 (2-18) vs. LAL, 1/1
Free-Throws Made	31 (2) @ NYK, 1/21 (2OT)	8 vs. ORL, 4/22
Free-Throws Attempted	43 @ NYJ, 121 (2OT)	11 vs. ORL, 4/22

	HIGH	LOW
Free-Throw Percentage	.941 (16-17) @ PHX, 4/21	.576 (19-33) vs. HOU, 2/6
Total Rebounds	60 vs. GSW, 4/9	30 @ POR, 12/29
Offensive Rebounds	21 vs. POR, 2/29	3 @ POR, 12/29
Defensive Rebounds	44 vs. GSW, 4/9	20 @ NOH, 4/4
Assists	37 vs. NJN, 1/11	14 (2) @ IND, 2/11
Steals	17 vs. UTA, 12/28	3 vs. LAC, 1/29
Turnovers	27 vs. SAC, 1/4	5 vs. PHX, 4/6
Blocked Shots	13 vs. PHX, 2/14	1 (3) @ NOH, 4/4
Personal Fouls	27 @ HOU, 3/2	12 @ CHI, 3/26

OPPONENTS 2011-12 TEAM HIGHS & LOWS

	HIGH	LOW
Points	124 @ OKC, 2/19 (OT)	74 by ORL, 4/22
Field Goals Made	49 @ SAS, 1/7	28 by ORL, 4/22
Field Goals Attempted	99 (3) @ MIN, 3/25	67 @ NOH, 4/4
Field Goal Percentage	.593 (48-81) @ UTA, 3/23	.323 (30-93)by SAC, 1/4
Three-Pointers Made	20 by NJN, 1/11*	2 (2) by SAC, 1/4
Three-Pointers Attempted	35 (2) @ MIN, 3/25	10 (2) @ NOH, 4/4
Three-Point Percentage	.778 (14-18) by DET, 3/21*	.083 (2-24) @LAL, 12/31
Free-Throws Made	28 @ MEM, 1/31 (OT)	5 @ LAC, 2/2
Free-Throws Attempted	35 @ MEM, 1/31 (OT)	9 by DAL, 2/8

	HIGH	LOW
Free-Throw Percentage	1.000 (15-15) @ MIN, 3/25*	.417 (5-12) @ LAC, 2/2
Total Rebounds	54 vs. PHX, 4/56	27 (2) by GSW, 4/9
Offensive Rebounds	18 (4) @ PHX, 4/21	4 by BOS, 3/17
Defensive Rebounds	43 @ POR, 12/29	20 (3) by GSW, 4/9
Assists	33 by DAL, 3/19	12 by SAC, 1/4
Steals	16 by SAC, 1/4	1 @ HOU, 3/2
Turnovers	25 @ POR, 12/29	8 by SAS, 2/23
Blocked Shots	14 by GSW, 2/9	1 by CLE, 3/7
Personal Fouls	34 @ NYK, 1/21 (2OT)	12 @ LAL, 4/13

* Denotes NBA High/Low

2011-12 GAME-BY-GAME RESULTS (38-28)

NO.	DATE	OPPONENT	W-L	SCORE	HOME	ROAD	TOTAL	DEN. HIGH SCORER	OPP. HIGH SCORER	ATTEND.
1	12/26	@Dallas	W	115- 93	0-0	1-0	1-0	Lawson-27	Nowitzki-20	20,408
2	12/28	UTAH	W	117-100	1-0	1-0	2-0	Nene-25	Jefferson-19	19,155 $
3	12/29	@Portland	L	102-111	1-0	1-1	2-1	Lawson-25	Matthews-25	20,531
4	12/31	@L.A. Lakers	L	89- 92	1-0	1-2	2-2	Harrington-21	Bynum-29	18,997
5	1/1	L.A. LAKERS	W	99- 90	2-0	1-2	3-2	Gallinari-20	Gasol-20	19,155 $
6	1/2	MILWAUKEE	W	91- 86	3-0	1-2	4-2	Gallinari-21	Jackson-17	14,142
7	1/4	SACRAMENTO	W	110- 83	4-0	1-2	5-2	Harrington-15	Cousins-26	14,562
8	1/6	@New Orleans	W	96- 88	4-0	2-2	6-2	Gallinari-23	Vasquez-16	13,035
9	1/7	@San Antonio	L	117-121	4-0	2-3	6-3	Gallinari-31	Green-24	17,537
10	1/9	NEW ORLEANS	L	81- 94	4-1	2-3	6-4	Gallinari-15	Landry-21	14,002
11	1/11	NEW JERSEY	W	123-115	5-1	2-3	7-4	Gallinari-22	Farmar-26	14,139
12	1/13	MIAMI	W	117-104	6-1	2-3	8-4	Lawson-24	James-35	19,155 $
13	1/15	UTAH	L	96-106	6-2	2-3	8-5	Gallinari-18	Millsap-26	16,208
14	1/17	@Milwaukee	W	105- 95	6-2	3-3	9-5	Brewer-22	Jennings-30	11,322
15	1/18	@Philadelphia	W	108-104(OT)	6-2	4-3	10-5	Miller-28	T. Young-22	15,201
16	1/20	@Washington	W	108-104	6-2	5-3	11-5	Harrington-29	Young-25	14,866
17	1/21	@New York	W	119-114(2OT)	6-2	6-3	12-5	Gallinari-37	Anthony-25	19,763
18	1/25	@Sacramento	W	122- 93	6-2	7-3	13-5	Gallinari-23	Fredette-19	12,097
19	1/27	TORONTO	W	96- 81	7-2	7-3	14-5	Fernandez-23	Barbosa-19	18,855
20	1/29	L.A. CLIPPERS	L	105-109	7-3	7-3	14-6	Nene-18	Billups-32	19,495 $
21	1/31	@Memphis	L	97-100(OT)	7-3	7-4	14-7	Harrington-23	Gasol-20	13,651
22	2/2	@L.A. Clipper	W	112- 91	7-3	8-4	15-7	Gallinari-21	Griffin-18	19,223
23	2/3	L.A. LAKERS	L	89- 93	7-4	8-4	15-8	Harrington-24	Bynum-22	19,155 $
24	2/4	@Portland	L	97-117	7-4	8-5	15-9	Gallinari-20	Batum-33	20,583
25	2/6	HOUSTON	L	90- 99	7-5	8-5	15-10	Fernandez-14	Scola-25	14,501
26	2/8	DALLAS	L	95-105	7-6	8-5	15-11	Fernandez-17	Nowitzki-25	15,970
27	2/9	GOLDEN STATE	L	101-109	7-7	8-5	15-12	Afflalo-26	Curry-36	14,960
28	2/11	@Indiana	W	113-109	7-7	9-5	16-12	Lawson-27	Granger-26	15,313
29	2/14	PHOENIX	W	109- 92	8-7	9-5	17-12	Afflalo-20	Morris-21	17,873
30	2/15	@Dallas	L	84-102	8-7	9-6	17-13	Fernandez-14	Marion-16	20,075
31	2/17	@Memphis	L	102-103	8-7	9-7	17-14	Brewer-26	Gay-20	15,201
32	2/19	@Oklahoma City	L	118-124(OT)	8-7	9-8	17-15	Afflalo-27	Durant-51	18,203
33	2/20	MINNESOTA	W	103-101(OT)	9-7	9-8	18-15	Harrington-31	Love-22	17,263
34	2/22	@L.A. Clipper	L	95-103	9-7	9-9	18-16	Afflalo-20	Paul-36	19,163
35	2/23	SAN ANTONIO	L	99-114	9-8	9-9	18-17	Brewer-23	Blair-28	18,875
36	2/29	PORTLAND	W	104- 95	10-8	9-9	19-17	Lawson-18	Crawford-21	15,715
37	3/2	@Houston	W	117-105	10-8	10-9	20-17	Lawson-22	Martin-35	16,879
38	3/4	@San Antonio	W	99- 94	10-8	11-9	21-17	Lawson-22	Parker-25	18,581
39	3/5	SACRAMENTO	W	119-116(OT)	11-8	11-9	22-17	Afflalo-32	Evans-27	14,823
40	3/7	CLEVELAND	L	99-100	11-9	11-9	22-18	Harrington-22	Jamison-33	15,816
41	3/9	NEW ORLEANS	W	110- 97	12-9	11-9	23-18	Afflalo-28	Thomas-18	19,155 $
42	3/11	MEMPHIS	L	91- 94	12-10	11-9	23-19	Brewer-15	Mayo-22	17,737
43	3/13	ATLANTA	W	118-117(OT)	13-10	11-9	24-19	Nene-22	J. Johnson-34	15,594
44	3/15	OKLAHOMA CITY	L	90-103	13-11	11-9	24-20	Miller-17	Durant-24	18,458
45	3/17	BOSTON	W	98- 91	14-11	11-9	25-20	Gallinari-20	Garnett-22	19,003
46	3/19	DALLAS	L	95-112	14-12	11-9	25-21	Afflalo-24	Nowitzki-33	16,683
47	3/21	DETROIT	W	116-115	15-12	11-9	26-21	Lawson-25	Gordon-45	16,681
48	3/23	@Utah	L	102-121	15-12	11-10	26-22	Harrington-20	Jefferson-23	19,250
49	3/25	@Minnesota	L	100-117	15-12	11-11	26-23	Faried-17	Love-30	20,023
50	3/26	@Chicago	W	108- 91	15-12	12-11	27-23	Lawson-27	Watson-17	22,274
51	3/28	@Toronto	L	96-105	15-12	12-12	27-24	Lawson-26	Bargnani-26	15,867
52	3/30	@Charlotte	W	99- 88	15-12	13-12	28-24	Afflalo-19	Henderson-21	13,806
53	4/1	@Orlando	W	104-101	15-12	14-12	29-24	Lawson-25	Nelson-27	18,846
54	4/4	@New Orleans	L	92- 94	15-12	14-13	29-25	Lawson-22	Gordon-15	15,020
55	4/6	PHOENIX	W	105- 99	16-12	14-13	30-25	Afflalo-30	Brown-18	19,155 $
56	4/7	@Golden State	L	97-112	16-12	14-14	30-26	Lawson-23	Rush-20	18,942
57	4/9	GOLDEN STATE	W	123- 84	17-12	14-14	31-26	Faried-27	Thompson-17	15,530
58	4/11	MINNESOTA	W	113-107	18-12	14-14	32-26	Lawson-24	Randolph-28	15,823
59	4/13	@L.A. Lakers	L	97-103	18-12	14-15	32-27	Miller-20	Bynum-30	18,997
60	4/15	HOUSTON	W	101- 86	19-12	14-15	33-27	Lawson-20	Budinger-19	17,954
61	4/16	@Houston	W	105-102	19-12	15-15	34-27	Afflalo-26	Dragic-21	15,988
62	4/18	L.A. CLIPPERS	L	98-104	19-13	15-15	34-28	Lawson-24	Paul-21	17,219
63	4/21	@Phoenix	W	118-107	19-13	16-15	35-28	Lawson-29	Brown-28	15,877
64	4/22	ORLANDO	W	101- 74	20-13	16-15	36-28	Gallinari-17	Anderson-24	19,155 $
65	4/25	@Oklahoma City	W	106-101	20-13	17-15	37-28	Lawson-25	Durant-32	18,203
66	4/26	@Minnesota	W	131-102	20-13	18-15	38-28	McGee-19	Barea-20	14,824

$ Pepsi Center sellout

11-12 DENVER NUGGETS FINAL REGULAR SEASON STATS (38-28)

				FIELD GOALS			3PT FIELD GOALS			FREE THROWS			REBOUNDS										
PLAYER	**G**	**GS**	**MIN**	**FG**	**FGA**	**PCT**	**FG**	**FGA**	**PCT**	**FT**	**FTA**	**PCT**	**OFF**	**DEF**	**TOT**	**AST**	**PF**	**DQ**	**STL**	**TO**	**BLK**	**PTS**	**AVG**
Lawson	61	61	2124	374	767	.488	73	200	.365	178	216	.824	54	173	227	401	94	0	82	149	6	999	16.4
Afflalo	62	62	2086	329	699	.471	88	221	.398	197	247	.798	40	157	197	149	134	0	36	85	13	943	15.2
Gallinari	43	40	1351	193	466	.414	60	183	.328	182	209	.871	28	174	202	116	86	0	42	68	23	628	14.6
Harrington	64	1	1761	345	773	.446	101	303	.333	119	176	.676	72	318	390	88	181	0	58	112	12	910	14.2
Nene	28	27	826	143	281	.509	0	2	.000	90	133	.677	43	165	208	61	69	0	36	77	25	376	13.4
McGee (TOT)	61	45	1535	307	552	.556	0	0	---	77	167	.461	163	314	477	31	166	0	35	87	132	691	11.3
McGee (DEN)	20	5	411	93	152	.612	0	0	---	19	51	.373	36	79	115	6	48	0	10	19	31	205	10.3
Faried	46	39	1037	181	309	.586	0	0	---	109	164	.665	142	210	352	36	116	0	34	54	47	471	10.2
Miller	66	7	1809	242	552	.438	18	83	.217	137	169	.811	53	168	221	441	133	0	63	177	9	639	9.7
Chandler	8	6	215	31	79	.392	3	12	.250	10	12	.833	6	35	41	17	18	0	6	18	6	75	9.4
Brewer	59	17	1287	201	463	.434	33	127	.260	90	130	.692	43	107	150	88	113	0	72	56	17	525	8.9
Fernandez	31	1	710	99	225	.440	40	122	.328	30	43	.698	9	56	65	75	37	0	31	40	3	268	8.6
Koufos	48	24	792	115	192	.599	0	0	---	33	55	.600	95	163	258	15	96	1	24	33	41	263	5.5
Mozgov	44	35	687	100	190	.526	0	0	---	39	57	.684	53	126	179	22	86	0	15	53	42	239	5.4
Andersen	32	1	486	59	108	.546	0	0	---	50	82	.610	48	100	148	6	52	1	19	17	46	168	5.3
Hamilton	26	2	258	48	111	.432	17	47	.362	2	5	.400	11	51	62	20	15	0	4	16	3	115	4.4
Carroll	4	0	21	6	6	1.000	0	0	---	0	0	---	0	3	3	3	1	0	0	2	0	12	3.0
Stone	22	2	179	13	31	.419	2	11	.182	8	11	.727	5	20	25	37	18	0	8	11	6	36	1.6
NUGGETS	**66**		**16040**	**2572**	**5404**	**.476**	**435**	**1311**	**.332**	**1293**	**1760**	**.735**	**738**	**2105**	**2843**	**1581**	**1297**	**2**	**540**	**1015**	**330**	**6872**	**104.1**
OPPONENTS	**66**		**16040**	**2541**	**5569**	**.456**	**571**	**1489**	**.383**	**1029**	**1356**	**.759**	**730**	**1928**	**2658**	**1528**	**1452**	**9**	**524**	**1028**	**439**	**6682**	**101.2**

11-12 DENVER NUGGETS FINAL REGULAR SEASON STATS (38-28)

	SINGLE-GAME HIGHS							AVERAGE PER GAME							CAREER HIGHS						
PLAYER	**MIN**	**REB**	**AST**	**ST**	**TO**	**BL**	**PTS**	**MIN**	**REB**	**AST**	**STL**	**TO**	**BLK**	**PTS**	**FG**	**FGA**	**FT**	**FTA**	**REB**	**AST**	**PTS**
Lawson	49	9	15	8	7	2	29	34.8	3.7	6.6	1.34	2.4	0.10	16.4	11T	21C	9C	12C	9C	15C	37
Afflalo	45	11	7	2	4	3	32	33.6	3.2	2.4	0.58	1.4	0.21	15.2	11T	21C	10C	11C	13	7T	32C
Gallinari	52	11	7	5	4	3	37	31.4	4.7	2.7	0.98	1.6	0.53	14.6	10T	22	18C	20C	13	8	37C
Harrington	41	15	5	4	4	2	31	27.5	6.1	1.4	0.91	1.8	0.19	14.2	17	29C	15	16	18	9	42
Nene	45	14	5	4	6	3	25	29.5	7.4	2.2	1.29	2.8	0.89	13.4	12	19	12	15	17	8	28
McGee (TOT)	43	18	2	2	6	5	24	25.2	7.8	0.5	0.57	1.4	2.16	11.3	11T	18T	10	11	18T	3	28
McGee (DEN)	28	11	2	2	5	4	19	20.6	5.8	0.3	0.50	1.0	1.55	10.3							
Faried	36	17	3	2	4	4	27	22.5	7.7	0.8	0.74	1.2	1.02	10.2	12C	18C	8C	10C	17C	3C	27C
Miller	49	8	13	3	6	1	28	27.4	3.3	6.7	0.95	2.7	0.14	9.7	22	31	16	17	12	22	52
Chandler	35	10	5	2	5	2	13	26.9	5.1	2.1	0.75	2.3	0.75	9.4	15	23	11	12	17	7	35
Brewer	43	8	5	5	3	2	26	21.8	2.5	1.5	1.22	0.9	0.29	8.9	10T	21	10	12	18	6	27
Fernandez	37	6	8	4	4	1	23	22.9	2.1	2.4	1.00	1.3	0.10	8.6	9T	16	10	10	10	9	26
Koufos	34	14	2	5	5	4	16	16.5	5.4	0.3	0.50	0.7	0.85	5.5	8	11T	6	7	14C	2T	18
Mozgov	30	10	3	2	4	4	16	15.6	4.1	0.5	0.34	1.2	0.95	5.4	9	15	5	6	14	3C	23
Andersen	29	11	2	3	2	6	16	15.2	4.6	0.2	0.59	0.5	1.44	5.3	8	14	9	12	18	4	18
Hamilton	27	9	3	1	2	1	18	9.9	2.4	0.8	0.15	0.6	0.12	4.4	6C	11C	2C	2C	9C	3C	18C
Carroll	8	3	1	0	2	0	6	5.3	0.8	0.8	0.00	0.5	0.00	3.0	6	10	6	10	8	6	16
Stone	21	5	7	2	4	2	9	8.1	1.1	1.7	0.36	0.5	0.27	1.6	3C	6C	4C	4C	5C	7C	9C
NUGGETS	**290**	**60**	**37**	**17**	**27**	**13**	**131**	**243.0**	**43.1**	**24.0**	**8.18**	**15.4**	**5.00**	**104.1**	**68**	**130**	**51**	**65**	**73**	**52**	**184**
OPPONENTS	**290**	**54**	**33**	**16**	**25**	**14**	**124**	**243.0**	**40.3**	**23.2**	**7.94**	**15.6**	**6.65**	**101.2**	**74**	**136**	**49**	**66**	**75**	**52**	**186**

(C=SET, T=TIED THIS SEASON)

HOME GAMES (20-13)

PLAYER	G	MIN	FIELD GOALS FG/FGA	PCT	FREE THROWS FT/FTA	PCT	REBOUNDS OFF/DEF	TOT	AST	PF	DQ	STL	BLK	PTS	AVG
Afflalo	32	1043	167/362	.461	96/124	.774	24/69	93	69	74	0	19	9	483	15.1
Nenê	16	472	90/166	.542	60/89	.674	24/94	119	37	39	0	22	17	240	15.0
Lawson	29	990	162/325	.498	74/86	.860	22/78	100	201	41	0	37	2	426	14.7
Harrington	32	870	176/385	.457	60/87	.690	34/171	205	45	80	0	30	6	452	14.1
Gallinari	25	744	100/254	.394	91/109	.835	13/102	115	62	53	0	24	11	327	13.1
Faried	23	541	90/153	.588	66/91	.725	74/129	203	16	59	0	15	22	246	10.7
McGee	7	140	32/50	.640	9/27	.333	9/27	36	1	18	0	2	15	73	10.4
Fernandez	19	458	68/147	.463	17/23	.739	5/39	44	59	27	0	18	3	182	9.6
Brewer	29	586	93/208	.447	44/60	.733	13/50	63	42	56	0	24	11	245	8.4
Miller	33	872	102/236	.432	65/80	.813	24/84	108	230	61	0	28	4	275	8.3
Chandler	3	68	10/29	.345	2/3	.667	2/12	14	5	5	0	3	2	24	8.0
Mozgov	22	326	56/100	.560	21/32	.656	21/63	84	18	39	0	7	18	133	8.0
Andersen	17	260	33/64	.516	2741	.659	23/61	84	4	24	0	12	33	93	5.5
Koufos	24	388	53/93	.570	16/31	.516	49/79	128	6	52	1	14	26	122	5.1
Carroll	3	15	6/6	1.000	0/0	---	0/3	3	2	1	0	0	0	12	4.0
Hamilton	12	101	20/45	.444	0/0	---	2/22	24	12	7	0	2	1	45	3.8
Stone	12	116	7/18	.389	8/10	.800	3/13	16	24	9	0	4	5	24	2.0
NUGGETS	**33**	**7995**	**1265/2641**	**.479**	**656/893**	**.735**	**342/1097**	**1439**	**833**	**645**	**1**	**261**	**185**	**3402**	**103.1**
OPPONENTS	**33**	**7995**	**1237/2764**	**.448**	**513/678**	**.757**	**334/968**	**1302**	**767**	**740**	**7**	**280**	**207**	**3275**	**99.2**

Three-Point Field Goals: Afflalo, 53-127 (.417); Fernadez, 29/75 (.387); Lawson, 28-85 (.329); Gallinari, 36-110 (.327); Harrington, 40/133 (.301); Chandler, 2-7 (.285); Stone, 2-7 (.285); Hamilton, 5-19 (.263); Brewer, 15-59 (.254); Miller, 6-35 (.171); Nene, 0-1 (.000); Andersen, 0-0 (.000); Carroll, 0-0 (.000); Faried, 0-0 (.000); Koufos, 0-0 (.000), McGee, 0-0 (.000); Mozgov, 0-0 (.000).
NUGGETS: 216-658 (.328). OPPONENTS: 288-720 (.400).

AWAY GAMES (18-15)

PLAYER	G	MIN	FIELD GOALS FG/FGA	PCT	FREE THROWS FT/FTA	PCT	REBOUNDS OFF/DEF	TOT	AST	PF	DQ	STL	BLK	PTS	AVG
Lawson	32	1133	212/442	.480	104/130	.800	32/95	127	200	53	0	45	4	573	17.9
Gallinari	18	607	93/212	.439	91/100	.910	15/72	87	54	33	0	18	12	301	16.7
Afflalo	30	1043	162/337	.481	101/123	.821	16/88	104	80	50	0	17	4	460	15.3
Harrington	32	890	169/388	.436	59/89	.663	38/147	185	43	101	0	28	6	458	14.3
Nenê	12	353	53/115	.461	30/44	.682	19/70	89	24	30	0	14	8	136	11.3
Miller	33	937	140/316	.443	72/89	.809	29/84	113	211	72	0	35	5	364	11.0
Chandler	5	146	21/50	.420	8/9	.889	4/23	27	12	13	0	3	4	51	10.2
McGee	13	270	61/102	.598	10/24	.417	27/52	79	5	30	0	8	16	132	10.2
Faried	23	496	91/156	.583	43/73	.589	68/81	149	20	57	0	19	25	225	9.8
Brewer	30	701	108/255	.424	46/70	.657	30/57	87	46	57	0	48	6	280	9.3
Fernandez	12	251	31/78	.397	13/20	.650	4/17	21	16	10	0	13	0	86	7.2
Koufos	24	403	62/99	.626	17/24	.708	46/84	130	9	44	0	10	15	141	5.9
Andersen	15	226	26/44	.591	23/41	.561	25/39	64	2	28	1	7	13	75	5.0
Hamilton	14	157	28/66	.424	2/5	.400	9/29	38	8	8	0	2	2	70	5.0
Mozgov	22	360	44/90	.489	18/25	.720	32/63	95	4	47	0	8	24	106	4.8
Stone	10	63	6/13	.462	0/1	.000	2/7	9	13	9	0	4	1	12	1.2
Carroll	1	5	0/0	---	0/0	---	0/0	0	1	0	0	0	0	0	0.0
TEAM	**33**	**8045**	**1307/2763**	**.473**	**637/867**	**.735**	**396/1008**	**1404**	**748**	**652**	**1**	**279**	**145**	**3470**	**105.2**
OPPONENTS	**33**	**8045**	**1304/2805**	**.465**	**516/678**	**.761**	**396/960**	**1356**	**761**	**712**	**2**	**244**	**232**	**3407**	**103.2**

Three-Point Field Goals: Hamilton, 12-28 (.429); Lawson, 45-115 (.391); Afflalo, 35-94 (.372); Harrington, 61-170 (.359); Gallinari, 24-73 (.329); Brewer, 18-68 (.265); Miller, 12-48 (.250); Fernandez, 11-47 (.234); Chandler, 1-5 (.200); Stone, 0-4 (.000); Nene, 0-1 (.000); Andersen, 0-0 (.000); Carroll, 0-0 (.000); Faried, 0-0 (.000); Koufos, 0-0 (.000); McGee, 0-0 (.000); Mozgov, 0-0 (.000).
NUGGETS: 219-653 (.335). OPPONENTS: 283-769 (.368).

	OVERALL	HOME	ROAD	OT
	38-28	**20-13**	**18-15**	**5-2**
NORTHWEST	6-7	4-2	2-5	1-1
PACIFIC	9-8	6-4	3-4	1-0
SOUTHWEST	7-11	2-6	5-5	0-1
SOUTHEAST	6-0	3-0	3-0	1-0
CENTRAL	5-1	2-1	3-0	---
ATLANTIC	5-1	3-0	2-1	2-0

WESTERN CONFERENCE (22-26)

NORTHWEST	HOME W-L	ROAD W-L	TOTAL W-L
Minnesota	2-0	1-1	3-1
Oklahoma City	0-1	1-1	1-2
Portland	1-0	0-2	1-2
Utah	1-1	0-1	1-2
TOTALS	**4-2**	**2-5**	**6-7**

SOUTHWEST	HOME W-L	ROAD W-L	TOTAL W-L
Dallas	0-2	1-1	1-3
Houston	1-1	2-0	3-1
Memphis	0-1	0-2	0-3
New Orleans	1-1	1-1	2-2
San Antonio	0-1	1-1	1-2
TOTALS	**2-6**	**5-5**	**7-11**

PACIFIC	HOME W-L	ROAD W-L	TOTAL W-L
Golden State	1-1	0-1	1-2
L.A. Clippers	0-2	1-1	1-3
L.A. Lakers	1-1	0-2	1-3
Phoenix	2-0	1-0	3-0
Sacramento	2-0	1-0	3-0
TOTALS	**6-4**	**3-4**	**9-8**

EASTERN CONFERENCE (16-2)

ATLANTIC	HOME W-L	ROAD W-L	TOTAL W-L
Boston	1-0	0-0	1-0
New Jersey	1-0	0-0	1-0
New York	0-0	1-0	1-0
Philadelphia	0-0	1-0	1-0
Toronto	1-0	0-1	1-1
TOTALS	**3-0**	**2-1**	**5-1**

SOUTHEAST	HOME W-L	ROAD W-L	TOTAL W-L
Atlanta	1-0	0-0	1-0
Charlotte	0-0	1-0	1-0
Miami	1-0	0-0	1-0
Orlando	1-0	1-0	2-0
Washington	0-0	1-0	1-0
TOTALS	**3-0**	**3-0**	**6-0**

CENTRAL	HOME W-L	ROAD W-L	TOTAL W-L
Chicago	0-0	1-0	1-0
Cleveland	0-1	0-0	0-1
Detroit	1-0	0-0	1-0
Indiana	0-0	1-0	1-0
Milwaukee	1-0	1-0	2-0
TOTALS	**2-1**	**3-0**	**5-1**

NUGGETS RECORD BY MONTH

	OCT.	NOV.	DEC.	JAN.	FEB.	MAR	APR.
HOME	---	---	1-0	6-3	3-5	5-4	5-1
ROAD	---	---	1-2	6-2	2-5	4-3	5-3
TOTAL	**---**	**---**	**2-2**	**12-5**	**5-10**	**9-7**	**10-4**

Most Games Over .500 .....10 (38-28)
Most Games Under .500 0
Longest Winning Streak .....6 (1/17 – 1/27)
Home .....5 (3/21 – 4/15)
Road .....5 (1/17 - 1/25)
Longest Losing Streak .....5 (2/3 - 2/9)
Home .....5 (1/29 - 2/9)
Road .....4 (2/15 – 2/22)
Largest Margin of Victory.....39 (123-84) vs. Golden State, 4/9
Largest Margin of Defeat.....20 (97-117) at Portland, 2/4

11-12 DENVER NUGGETS INDIVIDUAL SEASON HIGHS

PLAYER	MINUTES	FIELD GOALS	FREE THROWS	REBOUNDS OFFENSIVE	REBOUNDS DEFENSIVE	REBOUNDS TOTAL	ASSISTS	STEALS	TURNOVERS	BLOCKED SHOTS	POINTS
ARRON AFFLALO	45 MAR. 5 vs Sac.	11T APR. 6 vs Phoe.	10C MAR. 5 vs Sac.	4T DEC. 28 vs Utah	10 MAR. 30 at Cha.	11 MAR. 30 at Cha.	7T APR. 4 at N.O.	2 (8) APR. 21 at Phoe.	4 JAN. 15 vs Utah	3T FEB. 29 vs Port.	32C MAR. 5 vs Sac.
CHRIS ANDERSEN	29 FEB. 19 at OKC.	6 FEB. 14 vs Phoe.	4 (3) FEB. 14 vs Phoe.	5 FEB. 15 at Dall.	7 (2) FEB. 6 vs Hou.	11 FEB. 15 at Dall.	2 FEB. 17 at Mem.	3 JAN. 4 vs Sac.	2 (3) MAR. 11 vs Mem.	6 FEB. 14 vs Phoe.	16 FEB. 14 vs Phoe.
COREY BREWER	43 FEB. 20 vs Minn.	10T FEB. 17 at Mem.	6 (2) FEB. 22 at LA-C	4 APR. 13 at LA-L	7 FEB. 20 vs Minn.	8 FEB. 20 vs Minn.	5 (2) MAR. 23 at Utah	5T FEB. 15 at Dall.	3 (4) APR. 7 at G.S.	2 JAN. 2 vs Milw.	26 FEB. 17 at Mem.
DEMARRE CARROLL	8 JAN. 4 vs Sac.	3 JAN. 4 vs Sac.	0	0	3 JAN. 4 vs Sac.	3 JAN. 4 vs Sac.	1 (3) FEB. 2 at LA-C	0	2 JAN. 4 vs Sac.	0	6 JAN. 4 vs Sac.
WILSON CHANDLER	35 MAR. 26 at Chi.	6 MAR. 19 vs Dall.	3 MAR. 23 at Utah	2 MAR. 28 at Tor.	9 MAR. 21 vs Det.	10 MAR. 21 vs Det.	5 MAR. 25 at Minn.	2 (2) MAR. 26 at Chi.	5 MAR. 30 at Cha.	2 MAR. 26 at Chi.	13 (3) MAR. 28 at Tor.
KENNETH FARIED	36C(2) APR. 11 vs Minn.	12C APR. 9 vs G.S.	8C(2) MAR. 30 at Cha.	7C(2) APR. 9 vs G.S.	10C(3) APR. 21 at Phoe.	17C APR. 9 vs G.S.	3C(2) APR. 26 at Minn.	2C(8) APR. 13 at LA-L	4C(2) MAR. 25 at Minn.	4C JAN. 4 vs Sac.	27C APR. 9 vs G.S.
RUDY FERNANDEZ	37 FEB. 9 vs G.S.	9T JAN. 27 vs Tor.	3 (5) FEB. 8 vs Dall.	1 (9) MAR. 13 vs Atl.	5 (2) JAN. 29 vs LA-C	6 JAN. 29 vs LA-C	8 (3) JAN. 11 vs N.J.	4 JAN. 11 vs N.J.	4 (3) FEB. 9 vs G.S.	1 (3) FEB. 6 vs Hou.	23 JAN. 27 vs Tor.
DANILO GALLINARI	52T JAN. 21 at N.Y.	10T JAN. 7 at S.A.	18C JAN. 21 at N.Y.	3T(2) FEB. 4 at Port.	8 (2) JAN. 21 at N.Y.	11 JAN. 21 at N.Y.	7 MAR. 19 vs Dall.	5C JAN. 1 vs LA-L	4 (3) JAN. 13 vs Miami	3 JAN. 25 at Sac.	37C JAN. 21 at N.Y.
JORDAN HAMILTON	27C FEB. 23 vs S.A.	6C FEB. 22 at LA-C	2C FEB. 22 at LA-C	2C(2) FEB. 15 at Dall.	9C FEB. 23 vs S.A.	9C FEB. 23 vs S.A.	3C(2) APR. 4 at N.O.	1C(4) APR. 22 vs Orl.	2C(3) APR. 7 at G.S.	1C(3) APR. 7 at G.S.	18C FEB. 22 at LA-C
AL HARRINGTON	41 JAN. 21 at N.Y.	14 FEB. 20 vs Minn.	6 JAN. 1 vs LA-L	4 FEB. 6 vs Hou.	11 FEB. 6 vs Hou.	15 FEB. 6 vs Hou.	5 FEB. 22 at LA-C	4 (2) JAN. 15 vs Utah	4 (5) FEB. 6 vs Hou.	2 FEB. 11 at Ind.	31 FEB. 20 vs Minn.
NENE	45 JAN. 21 at N.Y.	10 DEC. 28 vs Utah	10 JAN. 27 vs Tor.	4 (3) FEB. 2 at LA-C	10 JAN. 18 at Phil.	14 JAN. 18 at Phil.	5 (2) MAR. 13 vs Atl.	4 MAR. 11 vs Mem.	6 JAN. 11 vs N.J.	3 JAN. 11 vs N.J.	25 DEC. 28 vs Utah
KOSTA KOUFOS	34C FEB. 4 at Port.	7 FEB. 4 at Port.	4 JAN. 25 at Sac.	6 FEB. 15 at Dall.	9T(2) APR. 26 at Minn.	14C FEB. 15 at Dall.	2T(2) MAR. 15 vs OKC.	5C FEB. 14 vs Phoe.	5C JAN. 4 vs Sac.	4 FEB. 29 vs Port.	16 FEB. 4 at Port.

11-12 DENVER NUGGETS INDIVIDUAL SEASON HIGHS (CONT.)

PLAYER	MINUTES	FIELD GOALS	FREE THROWS	REBOUNDS OFFENSIVE	REBOUNDS DEFENSIVE	REBOUNDS TOTAL	ASSISTS	STEALS	TURNOVERS	BLOCKED SHOTS	POINTS
TY LAWSON	49C JAN. 21 at N.Y.	11T MAR. 26 at Chi.	9C MAR. 2 at Hou.	4C JAN. 20 at Wash.	8C MAR. 4 at S.A.	9C(3) MAR. 26 at Chi.	15C MAR. 2 at Hou.	8C DEC. 29 at Port.	7C(2) MAR. 30 at Cha.	2C MAR. 30 at Cha.	29 APR. 21 at Phoe.
JAVALE MCGEE Was.-Den.	43 JAN. 14 vs Phil.	11T JAN. 14 vs Phil.	4 (7) MAR. 13 at Dall.	7 (2) MAR. 12 at S.A.	11 (2) JAN. 14 vs Phil.	18T JAN. 14 vs Phil.	2 (7) APR. 7 at G.S.	2 (7) APR. 25 at OKC.	6T JAN. 10 vs Tor.	5 (5) JAN. 28 at Cha.	24 FEB. 10 vs Miami
JAVALE MCGEE Den.	28 (2) APR. 13 at LA-L	9 APR. 26 at Minn.	3 (2) APR. 9 vs G.S.	6 APR. 13 at LA-L	8 MAR. 25 at Minn.	11 MAR. 25 at Minn.	2 APR. 7 at G.S.	2 (2) APR. 25 at OKC.	5 APR. 1 at Orl.	4 (2) APR. 9 vs G.S.	19 APR. 26 at Minn.
ANDRE MILLER	49 JAN. 21 at N.Y.	12 JAN. 18 at Phil.	7 APR. 1 at Orl.	3 (3) MAR. 4 at S.A.	8 JAN. 18 at Phil.	8 JAN. 18 at Phil.	13 APR. 16 at Hou.	3 (3) MAR. 26 at Chi.	6 (3) MAR. 11 vs Mem.	1 (9) APR. 15 vs Hou.	28 JAN. 18 at Phil.
TIMOFEY MOZGOV	30 JAN. 21 at N.Y.	7 APR. 26 at Minn.	4 JAN. 21 at N.Y.	5 (2) FEB. 29 vs Port.	8 JAN. 27 vs Tor.	10 DEC. 31 at LA-L	3C(2) MAR. 21 vs Det.	2 (2) APR. 22 vs Orl.	4T(2) APR. 26 at Minn.	4C DEC. 31 at LA-L	16 JAN. 21 at N.Y.
JULYAN STONE	21C(2) FEB. 23 vs S.A.	3C JAN. 25 at Sac.	4C FEB. 23 vs S.A.	2C(2) FEB. 6 vs Hou.	3C(3) FEB. 20 vs Minn.	5C JAN. 25 at Sac.	7C FEB. 23 vs S.A.	2C(2) FEB. 23 vs S.A.	4C JAN. 25 at Sac.	2C FEB. 20 vs Minn.	9C FEB. 23 vs S.A.
NUGGETS High Games	290 JAN. 21 at N.Y.	56 APR. 26 at Minn.	31 (2) JAN. 21 at N.Y.	21 FEB. 29 vs Port.	44 APR. 9 vs G.S.	60 APR. 9 vs G.S.	37 JAN. 11 vs N.J.	17 DEC. 28 vs Utah	27 JAN. 4 vs Sac.	13 FEB. 14 vs Phoe.	131 APR. 26 at Minn.
NUGGETS Low Games	240 (59) APR. 26 at Minn.	29 JAN. 9 vs N.O.	8 APR. 22 vs Orl.	3 DEC. 29 at Port.	20 APR. 4 at N.O.	30 DEC. 29 at Port.	14 (2) FEB. 11 at Ind.	3 JAN. 29 vs LA-C	5 APR. 6 vs Phoe.	1 (3) APR. 4 at N.O.	81 JAN. 9 vs N.O.
OPPONENTS High Games	290 JAN. 21 at N.Y.	49 JAN. 7 at S.A.	28 JAN. 31 at Mem.	18 (4) APR. 21 at Phoe.	43 DEC. 29 at Port.	54 APR. 6 vs Phoe.	33 MAR. 19 vs Dall.	16 JAN. 4 vs Sac.	25 DEC. 29 at Port.	14 FEB. 9 vs G.S.	124 FEB. 19 at OKC.
OPPONENTS Low Games	240 (59) APR. 26 at Minn.	28 APR. 22 vs Orl.	5 FEB. 2 at LA-C	4 MAR. 17 vs Bos.	20 (3) APR. 9 vs G.S.	27 (2) APR. 9 vs G.S.	12 JAN. 4 vs Sac.	1 MAR. 2 at Hou.	8 FEB. 23 vs S.A.	1 MAR. 7 vs Clev.	74 APR. 22 vs Orl.

"C" indicates a new career-high, "T" a tied career-high.
Numbers in parentheses indicate the number of games in which a player or team has reached a given total (if more than one).Through number of games in which a player or team has reached a given total (if more than one).

2011-12 INDIVIDUAL SINGLE-GAME HIGHS

POINTS

Den: 37, Danilo Gallinari @ NYK (2OT), 1/21
Opp: 51, Kevin Durant @ OKC (OT), 2/19

POINTS - HALF

Den: 26, Corey Brewer (2nd) @ MEM, 2/17
Opp: 27, Ben Gordon (1st), DET, 3/21

POINTS - QUARTER

Den: 18, Corey Brewer (3rd), @ MEM, 2/17
Opp: 21, Ben Gordon (2nd), DET, 3/21

FIELD GOALS MADE

Den: 14, Al Harrington vs. MIN (OT), 2/20
Opp: 19, Kevin Durant @ OKC (OT), 2/19*

FIELD GOALS ATTEMPTED

Den: 29, Al Harrington vs. MIN (OT), 2/20
Opp: 30, Carmelo Anthony @NYK (2OT), 1/21

3PT FIELD GOALS MADE

Den: 5 (8 times) last Lawson @ PHX, 4/21
Opp: 9, Ben Gordon, DET, 3/21*
9, Nicolas Batum @ POR, 3/21*

3PT FIELD GOALS ATTEMPTED

Den: 12, Al Harrington @ NYK (2OT), 1/21
Opp: 15, Nicolas Batum @ POR, 2/4*

FREE THROWS MADE

Den: 18, Danilo Gallinari @ NYK (2OT), 1/21
Opp: 12, Lance Thomas, NOH, 3/9

* Denotes NBA Single-Game Season-High

FREE THROWS ATTEMPTED

Den: 20, Danilo Gallinari @ NYK (2OT), 1/21
Opp: 14, Lance Thomas, NOH, 3/9

TOTAL REBOUNDS

Den: 17, Kenneth Faried vs. GS, 4/9
Opp: 21, Kevin Love @ MIN, 3/25

OFFENSIVE REBOUNDS

Den: 7, Kenneth Faried (twice)last vs. GS, 4/9
Opp: 9, Glen Davis @ ORL, 4/1
9, DeAndre Jordan @ LAC, 2/22

DEFENSIVE REBOUNDS

Den: 11, Al Harrington vs. HOU, 2/6
Opp: 14, Kevin Love @ MIN, 3/25
14 , Pau Gasol, LAL, 2/3

ASSISTS

Den: 15, Ty Lawson @ HOU, 3/2
Opp: 16, Rajon Rondo, BOS, 3/17

BLOCKED SHOTS

Den: 6, Chris Andersen vs. PHX, 2/14
Opp: 11, Serge Ibaka @ OKC (OT), 2/19*

STEALS

Den: 8, Ty Lawson @ POR, 12/29*
Opp: 5, Metta World Peace, OKC, 3/15
5, Mike Conley @ MEM, 2/17

MINUTES

Den: 51:42, Danilo Gallinari @ NY (2OT), 1/21
Opp: 50:13, Marc Gasol @ MEM (OT), 1/31

2011-12 QUARTER-BY-QUARTER SCORING AVERAGES

	1ST	2ND	3RD	4TH	OT	OVERALL
Nuggets	26.1	27.0	25.5	24.4	10.0	104.1
TOTALS	**1720**	**1779**	**1680**	**1613**	**80**	**6872**
Opponents	26.0	24.5	25.5	24.2	9.3	101.2
TOTALS	**1717**	**1614**	**1682**	**1595**	**74**	**6682**

2011-12 TEAM LEADERS (INCLUDES TIES)

PLAYER	SCORING	REBOUNDING	ASSISTS
Afflalo	11	2	1
Andersen	0	2	0
Brewer	4	0	1
Carroll	0	0	0
Chandler	0	2	1
Faried	2	20	0
Fernandez	4	0	1
Gallinari	14	2	1
Hamilton	0	2	0
Harrington	10	11	0
Koufos	0	10	0
Lawson	19	3	31
McGee	2	3	0
Miller	3	2	33
Mozgov	0	1	0
Nenê	5	15	1
Stone	0	0	2

2011-12 DOUBLE FIGURE GAMES

PLAYER	10+PTS	20+PTS	30+PTS	10+REBS	10+ASTS
Afflalo	51	16	2	1	0
Andersen	4	0	0	1	0
Brewer	24	3	0	0	0
Carroll	0	0	0	0	0
Chandler	5	0	0	1	0
Faried	25	2	0	13	0
Fernandez	13	1	0	0	0
Gallinari	31	12	3	2	0
Hamilton	4	0	0	0	0
Harrington	53	10	1	9	0
Koufos	8	0	0	5	0
Lawson	52	21	0	0	11
McGee	11	0	0	2	0
Miller	30	5	0	0	17
Mozgov	6	0	0	1	0
Nenê	20	4	0	6	0
Stone	0	0	0	0	0

DOUBLE-DOUBLES (PTS/REBS):.....Faried (12), Harrington (9), Nene (4), Koufos (3), Gallinari (2), ...McGee (2), Afflalo (1), Chandler (1)
DOUBLE-DOUBLES (PTS/ASTS):.....Lawson (9), Miller (8)
TRIPLE-DOUBLE (PTS/REBS/ASTS) .....None
TRIPLE-DOUBLE (PTS/REBS/BLKS) .....None

2011-12 GAMES MISSED

PLAYER	INJURY/ILLNESS	GAMES MISSED	RECORD
Arron Afflalo	Groin Strain	2 (1/21-1/25)	2-0
	Left ankle sprain/right big toe sprain	1 (2/6)	0-1
	Suspension	1 (3/25)	0-1
		TOTAL: 4	**2-2**
Corey Brewer	Personal reasons	4 (2/2-2/9)	2-2
DeMarre Carroll	Left hamstring strain	11 (1/11-1-31)	8-3
Wilson Chandler	Left hip sprain	13 (4/1-4/13, 4/16-4/26)	9-4
Rudy Fernandez	Right achilles tendon strain	4 (1/17-1/25)	4-0
	Lower back strain	31 (2/19-3/11, 3/21-4/26)	19-12
		TOTAL: 35	**23-12**
Danilo Gallinari	Left ankle sprain	13 (2/8-3/4)	6-7
	Left thumb fracture	10 (3/21-4/7)	5-5
		TOTAL: 23	**11-12**
Kosta Koufos	Left knee sprain	10 (3/4-3/11, 3/21-3/28)	5-5
Timofey Mozgov	Left low back strain	1 (1/18)	1-0
	Child's birth	1 (1/25)	1-0
	Inactive (left ankle sprain)	10 (2/4-2/15, 3/7-3/11)	3-7
		TOTAL: 12	**5-7**
Ty Lawson	Right foot sprain	1 (1/11)	1-0
	Left ankle sprain	4 (1/27-1/29, 2/22-2/23)	1-3
		TOTAL: 5	**2-3**
Nenê	Bruised left foot	5 (1/2-1/7, 1/19, 2/6)	3-2
	Left calf strain	10 (2/14-3/4)	5-5
		TOTAL: 15	**8-7**
		NUGGETS TEAM TOTAL: 132	

2011-12 STARTING LINEUPS (23) MOST RECENT LISTED FIRST

GUARD	GUARD	FORWARD	FORWARD	CENTER	RECORD
Lawson	Afflalo	Gallinari	Faried	Koufos	8-1
Lawson	Afflalo	Hamilton	Faried	Koufos	1-1
Lawson	Afflalo	Brewer	Faried	McGee	1-1
Lawson	Afflalo	Chandler	Faried	McGee	2-1
Lawson	Brewer	Chandler	Faried	Mozgov	0-1
Lawson	Afflalo	Chandler	Faried	Mozgov	1-1
Lawson	Afflalo	Gallinari	Faried	Mozgov	1-2
Lawson	Afflalo	Gallinari	Faried	Nene	1-1
Lawson	Afflalo	Brewer	Faried	Nene	1-1
Lawson	Afflalo	Brewer	Faried	Mozgov	5-1
Miller	Afflalo	Brewer	Faried	Mozgov	0-1
Lawson	Afflalo	Brewer	Harrington	Koufos	0-1
Lawson	Afflalo	Brewer	Faried	Koufos	1-1
Lawson	Afflalo	Brewer	Nene	Koufos	1-0
Lawson	Afflalo	Fernandez	Faried	Nene	0-1
Lawson	Afflalo	Stone	Nene	Andersen	0-1
Lawson	Stone	Gallinari	Faried	Koufos	0-1
Lawson	Afflalo	Gallinari	Nene	Koufos	1-1
Lawson	Afflalo	Gallinari	Nene	Mozgov	7-6
Miller	Afflalo	Gallinari	Nene	Mozgov	2-1
Lawson	Miller	Gallinari	Nene	Koufos	1-0
Lawson	Miller	Gallinari	Nene	Mozgov	1-0
Lawson	Afflalo	Gallinari	Koufos	Mozgov	3-1

2012 PLAYOFF STATS

Player	GP/GS	MIN	FIELD GOALS FG/FGA	FIELD GOALS PCT	3-POINT FG FG/FGA	3-POINT FG PCT	FREE THROWS FT/FTA	FREE THROWS PCT	REBOUNDS OFF/DEF	REBOUNDS TOT	AST	PF	DQ	STL	TO	BS	PTS	AVG
Lawson	7/7	242	45/109	.514	9/28	.321	12/19	.632	4/14	18	42	12	0	7	8	1	133	19.0
Gallinari	7/7	222	34/94	.362	4/23	.174	22/24	.917	9/27	36	17	15	0	5	9	4	94	13.4
Miller	7/0	200	31/73	.425	4/7	.571	13/15	.867	14/25	39	42	19	0	9	17	1	79	11.3
Afflalo	7/7	229	30/74	.405	4/20	.200	12/15	.800	5/20	25	19	14	0	5	9	2	76	10.9
Faried	7/7	192	32/60	.533	0/0	---	9/12	.750	25/45	70	4	20	0	5	14	8	73	10.4
Harrington	7/0	163	24/75	.320	10/35	.286	10/15	.667	7/23	30	6	13	0	3	3	1	68	9.7
McGee	7/0	181	23/53	.434	0/0	---	14/26	.538	23/44	67	5	21	0	54	4	22	60	8.6
Brewer	7/0	116	23/54	.426	6/20	.300	6/8	.750	6/8	14	6	11	0	7	2	2	58	8.3
Mozgov	7/5	99	12/25	.480	0/0	---	4/8	.500	10/13	23	3	16	0	2	5	6	28	4.0
Hamilton	2/0	5	2/3	.667	0/0	---	0/0	---	0/0	0	0	1	0	1	1	0	4	2.0
Stone	2/0	5	1/2	.500	0/0	---	0/0	---	1/0	1	2	0	0	0	0	0	2	1.0
Koufos	3/2	26	1/3	.333	0/0	---	0/0	---	4/7	11	0	5	0	0	3	1	2	0.7
NUGGETS	**7**	**1680**	**269/625**	**.430**	**37/133**	**.278**	**102/142**	**.718**	**108/226**	**334**	**146**	**147**	**0**	**49**	**78**	**48**	**677**	**96.7**
OPPONENTS	**7**	**1680**	**259/608**	**.426**	**43/136**	**.318**	**113/158**	**.715**	**113/219**	**332**	**150**	**131**	**0**	**41**	**84**	**66**	**674**	**96.3**

2012 PLAYOFF GAME-BY-GAME

DATE	OPPONENT	W-L	SCORE	DEN. HIGH SCORER	OPP. HIGH SCORER	ATTEND.
4/29/12	@ L.A. Lakers	L	88-103	Gallinari – 19	Bryant – 31	18,997
5/1/12	@ L.A. Lakers	L	100-104	Lawson – 25	Bryant – 38	18,997
5/4/12	L.A. Lakers	W	99-84	Lawson – 25	Bryant – 22	19,155
5/6/12	L.A. Lakers	L	88-92	Gallinari – 20	Bryant – 22	19,155
5/8/12	@ L.A. Lakers	W	102-99	Miller – 24	Bryant – 43	18,997
5/10/12	L.A. Lakers	W	113-96	Lawson – 32	Bryant – 31	19,770
5/12/12	@ L.A. Lakers	L	87-96	Harrington/Lawson – 24	Gasol – 23	18,997

NUGGETS
35

DENVER NUGGETS

SEASON BY SEASON

2012-13 DENVER NUGGETS MEDIA GUIDE

1976-77 ROSTER

NO.	PLAYER	POS	HT	WT	COLLEGE/YR	EXP
40	Byron Beck	F	6-9	225	Denver '67	9
22	Gus Gerard	F	6-8	205	Virginia '74	2
30	George Irvine	F	6-6	200	Washington '70	6
44	Dan Issel	C	6-9	240	Kentucky '70	6
24	Bobby Jones	F	6-9	212	North Carolina '74	2
12	Ted McClain	G	6-3	200	Tennessee St. '71	5
35	Paul Silas	F	6-7	215	Creighton '64	12
21	Fatty Taylor	G	6-0	175	LaSalle '69	7
33	David Thompson	G/F	6-4	195	No. Carolina St. '75	1
13	Monte Towe	G	5-7	150	No. Carolina St. '75	1
10	Marvin Webster	C	7-1	240	Morgan St. '75	1
11	Chuck Williams	G	6-3	185	Colorado '68	6
42	Willie Wise	F	6-6	210	Drake '69	7

Head Coach: ..... Larry Brown (North Carolina '63)
Assistant Coach: ..... Frank Hamblen (Syracuse '69)
Trainer: ..... Bob "Chopper" Travaglini

NUGGETS 1976-77 TEAM HIGHS & LOWS

	HIGH	LOW
Points	145 vs. San Antonio, 1/2	83 @ LA Lakers, 12/12
Field Goals Made	57 vs. San Antonio, 1/2	34 @ Chicago, 4/1
Field Goals Attempted	114 vs. Washington, 11/23	77 vs. Kansas City, 10/23
Field Goal Percentage	(.620/49-79) @ Portland, 2/8	(.400/36-90) @ Cleveland, 11/30
Free Throws Made	49 @ New Orleans, 4/10	11 @ LA Lakers, 12/12
Free Throws Attempted	65 @ New Orleans, 4/10	13 @ LA Lakers, 12/12
Free Throw Percentage	(.906/29-32) vs. Milwaukee, 10/28	(.531/17-32) @ Portland, 12/17
Total Rebounds	66 vs. Washington, 11/23	35 @ Buffalo, 3/13
Offensive Rebounds	33 vs. Washington, 11/23	7 vs. Houston, 2/22
Defensive Rebounds	54 vs. New York Nets, 11/17	24 vs. Chicago, 12/18
Assists	45 vs. San Antonio, 1/2	14 @ Cleveland, 11/30
Steals	20 vs. Seattle, 1/21	5 @ Boston, 3/6
Turnovers	*38 vs. Indiana, 3/16	*15 @ LA Lakers, 3/15
Blocked Shots	14 vs. Buffalo, 3/31	1 vs. Milwaukee, 10/28
Fouls	42 @ New Orleans, 4/10	12 vs. New Orleans, 1/12

OPPONENTS 1976-77 TEAM HIGHS & LOWS

	HIGH	LOW
Points	137 @ San Antonio, 1/5	78 by NY Nets, 11/17
Field Goals Made	55 @ San Antonio, 1/5	*29 by NY Nets, 11/17
Field Goals Attempted	118 by San Antonio, 1/2	81 by Philadelphia, 1/30
Field Goal Percentage	(.588/50-85) @ Golden State, 2/10	(.296/29-98) by NY Nets, 11/17
Free Throws Made	43 @ New Orleans, 4/10	*6 by Buffalo, 1/24
Free Throws Attempted	49 @ New Orleans, 4/10	7 by Cleveland, 12/9
Free Throw Percentage	(.914/32-35) @ NY Knicks, 3/8	(.500/9-18) by Indiana, 3/29
Total Rebounds	65 @ LA Lakers, 12/12	32 by Cleveland, 1/14
Offensive Rebounds	28 by Buffalo, 3/31	6 by Cleveland, 1/14
Defensive Rebounds	46 @ LA Lakers, 12/12	19 by Detroit, 3/20
Assists	37 @ Phoenix, 2/6	15 by Philadelphia, 12/21
Steals	21 @ Indiana, 3/16	4 @ LA Lakers, 12/12
Turnovers	35 by Philadelphia, 1/30	13 by Golden State, 3/27
Blocked Shots	*11 by New York Nets 2/16	1 by LA Lakers, 3/15
Fouls	38 @ New Orleans, 4/10	18 vs. LA Lakers, 3/15

* Indicates repeated mark, and is the last time it happened.

1976-77 GAME-BY-GAME RESULTS (50-32)

NO.	DATE	OPP.	W-L	SCORE	HM.	RD.	TOT.	DEN. HIGH SCORER	OPP. HIGH SCORER	ATTEND.
1	10/22	@Indiana	W	123-110	0-0	1-0	1-0	Issel-30	Hillman-19	7,266
2	10/23	KANSAS CITY	W	120-99	1-0	1-0	2-0	Issel-26	Washington-22	15,683
3	10/28	MILWAUKEE	W	119-100	2-0	1-0	3-0	Issel-30	Bridgeman-19	14,155
4	10/30	PHOENIX	W	113-107	3-0	1-0	4-0	Issel-24	Heard-28	17,608
5	11/3	N.Y. KNICKS	W	119-110	4-0	1-0	5-0	Thompson-24	Frazier-27	17,808
6	11/5	@Chicago	W	99-85	4-0	2-0	6-0	Thompson-36	Johnson-30	13,543
7	11/6	@Milwaukee	W	105-103	4-0	3-0	7-0	Thompson-29	Winters-20	10,938
8	11/9	GOLDEN STATE	W	123-117	5-0	3-0	8-0	Issel-24	Smith-43	17,577
9	11/11	@Buffalo	L	94-105	5-0	3-1	8-1	Thompson-36	McAdoo-22	11,978
10	11/13	KANSAS CITY	W	123-96	6-0	3-1	9-1	Thompson-23	Boone-23	17,783
11	11/17	N.Y. NETS	W	112-78	7-0	3-1	10-1	Gerard-17	Archibald-18	15,792
12	11/19	@Boston	L	108-112	7-0	3-2	10-2	Issel-29	Scott-22	15,040
13	11/20	@N.Y. Knicks	L	115-120	7-0	3-3	10-3	Thompson-25	Gianelli-19	19,694
14	11/23	WASHINGTON	W	117-96	8-0	3-3	11-3	Thompson-28	Hayes-21	17,778
15	11/24	LOS ANGELES	W	122-112	9-0	3-3	12-3	Issel-27	Abdul-Jabbar-28	17,803
16	11/26	@Kansas City	L	110-120	9-0	3-4	12-4	Thompson-27	Boone/Wedman-28	8,986
17	11/27	INDIANA	W	122-113	10-0	3-4	13-4	Thompson-27	Flynn-24	17,518
18	11/30	@Cleveland	L	93-99	10-0	3-5	13-5	Thompson-19	Smith-20	18,031
19	12/1	@Philadelphia	L	102-114	10-0	3-6	13-6	Issel-24	Collins-32	18,116
20	12/3	@N.Y. Nets	W	126-124	10-0	4-6	14-6	Issel/Thompson-30	Williamson-30	8,145
21	12/4	@Washington	L	95-100	10-0	4-7	14-7	Thompson-20	Chenier-23	18,513
22	12/5	@New Orleans	W	117-105	10-0	5-7	15-7	Issel-29	James-34	12,408
23	12/7	MILWAUKEE	W	122-115	11-0	5-7	16-7	Thompson-27	Bridgeman-22	15,037
24	12/9	CLEVELAND	W	104-94	12-0	5-7	17-7	Thompson-29	Smith-20	17,817
25	12/12	@Los Angeles	L	83-112	12-0	5-8	17-8	Issel-18	Abdul-Jabbar-18	15,524
26	12/15	@Seattle	W	117-103	12-0	6-8	18-8	Issel-38	Brown-22	13,436
27	12/17	@Portland	L	105-127	12-0	6-9	18-9	Thompson-24	Walton-22	12,672
28	12/18	CHICAGO	W	111-106	13-0	6-9	19-9	Thompson-32	Johnson-29	17,301
29	12/21	PHILADELPHIA	W	108-94	14-0	6-9	20-9	Jones-22	Erving-26	17,839
30	12/23	SEATTLE	W	123-95	15-0	6-9	21-9	Thompson-38	Burleson-17	17,321
31	12/26	BOSTON	L	101-103	15-1	6-9	21-10	Thompson-29	Scott-31	17,851
32	12/28	PHOENIX	W	110-102	16-1	6-9	22-10	Issel-34	Westphal-27	17,595
33	12/30	DETROIT	W	123-106	17-1	6-9	23-10	Thompson-29	Lanier-25	17,868
34	1/2	SAN ANTONIO	W	145-120	18-1	6-9	24-10	Issel-27	Gervin-31	16,924
35	1/4	@Atlanta	L	109-113	18-1	6-10	24-11	Issel-29	Hudson-25	9,194
36	1/5	@San Antonio	L	133-137	18-1	6-11	24-12	Jones/Thompson-27	Gervin-30	11,239
37	1/7	@Houston	W	117-107	18-1	7-11	25-12	Issel-30	Tomjanovich-24	13,226
38	1/8	CHICAGO	W	119-99	19-1	7-11	26-12	Jones-18	May-20	17,111
39	1/12	NEW ORLEANS	W	110-99	20-1	7-11	27-12	Issel-24	Maravich-27	17,205
40	1/14	CLEVELAND	W	116-96	21-1	7-11	28-12	Issel/Thompson-19	Russell-17	17,709
41	1/16	@Seattle	W	109-101	21-1	8-11	29-12	Issel-23	Wilkerson-20	14,098
42	1/18	@Golden State	L	101-107	21-1	8-12	29-13	Issel-25	Barry-26	13,155
43	1/21	SEATTLE	W	120-106	22-1	8-12	30-13	Issel-27	Weatherspoon-19	16,222
44	1/24	BUFFALO	W	127-102	23-1	8-12	31-13	Issel-32	Smith-24	15,092
45	1/26	PORTLAND	L	102-107	23-2	8-12	31-14	Issel/Thompson-22	Lucas-22	17,799
46	1/28	NEW ORLEANS	W	108-96	24-2	8-12	32-14	Issel-31	Maravich-28	16,987
47	1/30	PHILADELPHIA	L	101-107	24-3	8-12	32-15	Issel-26	Free-33	17,879
48	2/2	WASHINGTON	W	119-105	25-3	8-12	33-15	Thompson-37	Hayes-26	16,493
49	2/4	@Detroit	L	111-124	25-3	8-13	33-16	Issel-38	Lanier-40	10,716
50	2/6	@Phoenix	L	104-115	25-3	8-14	33-17	Thompson-27	Westphal-32	11,826
51	2/8	@Portland	W	119-111	25-3	9-14	34-17	Thompson-40	Hollins-28	12,605
52	2/10	@Golden State	L	101-114	25-3	9-15	34-18	Thompson-27	Smith-21	13,155
53	2/11	@Los Angeles	L	109-117	25-3	9-16	34-19	Issel-35	Abdul-Jabbar-29	16,954
54	2/16	N.Y. NETS	W	116-102	26-3	9-16	35-19	Issel-24	Bantom-26	15,858
55	2/19	PORTLAND	W	133-124	27-3	9-16	36-19	Calvin-26	Lucas-35	17,778
56	2/20	ATLANTA	W	111-95	28-3	9-16	37-19	Issel/Thompson-28	Drew-33	16,982
57	2/22	HOUSTON	W	118-106	29-3	9-16	38-19	Issel-22	Murphy-24	17,011
58	2/23	@N.Y. Nets	L	88-91	29-3	9-17	38-20	Issel-26	Bantom-16	8,067
59	2/25	@Kansas City	W	130-128	29-3	10-17	39-20	Issel-40	Boone/Washington-22	9,476
60	2/27	BOSTON	W	121-100	30-3	10-17	40-20	Thompson-31	Cowens-24	17,888
61	3/1	@Detroit	W	110-94	30-3	11-17	41-20	Thompson-37	Simpson-16	11,182
62	3/2	@Washington	L	113-115*	30-3	11-18	41-21	Thompson-36	Hayes-44	15,186
63	3/6	@Boston	L	110-112*	30-3	11-19	41-22	Thompson-24	White-27	15,040
64	3/8	@N.Y. Knicks	W	114-108	30-3	12-19	42-22	Thompson-30	McAdoo-31	19,006
65	3/9	@Philadelphia	L	125-129**	30-3	12-20	42-23	Thompson-40	Erving-38	18,021
66	3/11	@Atlanta	L	95-100	30-3	12-21	42-24	Thompson-26	Hill-26	11,086
67	3/13	@Buffalo	L	95-102	30-3	12-22	42-25	Issel-27	Dantley-33	8,952
68	3/15	LOS ANGELES	W	107-85	31-3	12-22	43-25	Thompson-26	Abdul-Jabbar-21	18,127
69	3/16	@Indiana	L	98-109	31-3	12-23	43-26	Issel/Thompson-24	Williamson-29	10,913
70	3/17	N.Y. KNICKS	L	107-115	31-4	12-23	43-27	Thompson-30	McAdoo-34	17,502
71	3/20	DETROIT	W	133-104	32-4	12-23	44-27	Thompson-29	Carr-29	17,563
72	3/23	SAN ANTONIO	L	120-122	32-5	12-23	44-28	Thompson-44	Gervin-38	18,044
73	3/25	@Milwaukee	L	108-112	32-5	12-24	44-29	Issel-32	Carter-24	10,898
74	3/27	GOLDEN STATE	W	115-109	33-5	12-24	45-29	Thompson-24	Barry-26	17,384
75	3/29	INDIANA	W	119-105	34-5	12-24	46-29	Thompson-22	Knight-23	16,724
76	3/31	BUFFALO	W	110-95	35-5	12-24	47-29	Thompson-33	Dantley-20	16,696
77	4/1	@Chicago	L	97-107	35-5	12-25	47-30	Thompson-22	Gilmore-21	20,231
78	4/3	@Phoenix	W	124-109	35-5	13-25	48-30	Thompson-35	Free-28	7,501
79	4/6	ATLANTA	W	110-95	36-5	13-25	49-30	Thompson-28	Drew-28	17,571
80	4/7	@Cleveland	L	108-94	36-5	13-26	49-31	Thompson-23	Smith-23	18,677
81	4/9	@Houston	W	118-110	36-5	14-26	50-31	Thompson-30	Murphy-33	14,182
82	4/10	@New Orleans	L	125-139	36-5	14-27	50-32	Thompson-40	Maravich-45	9,288

*Denotes number of overtime periods.

1977-78 ROSTER

NO.	PLAYER	POS	HT	WT	COLLEGE/YR	EXP
40	Byron Beck	F	6-9	225	Denver '67	10
20	Mack Calvin	G	6-1	175	USC '69	8
30	Jacky Dorsey	F	6-7	230	Georgia '78	R
31	Bo Ellis	F	6-9	200	Marquette '77	R
44	Dan Issel	C	6-9	240	Kentucky '70	7
24	Bobby Jones	F	6-9	212	North Carolina '74	3
45	Tom LaGarde	C/F	6-10	220	North Carolina '77	R
15	Jim Price	G	6-3	195	Louisville '72	5
21	Anthony Roberts	F	6-5	185	Oral Roberts '77	R
5	Robert Smith	G	5-11	165	UNLV '77	R
14	Brian Taylor	G	6-3	185	Princeton '73	5
33	David Thompson	G/F	6-4	195	No. Carolina St. '75	2
32	Bobby Wilkerson	F/G	6-7	200	Indiana '76	1

Head Coach: ..... Larry Brown (North Carolina '63)
Assistant Coaches: ..... Donnie Walsh (North Carolina '62), George Irvine (Washington '70)
Trainer: ..... Bob "Chopper" Travaglini

NUGGETS 1977-78 TEAM HIGHS & LOWS

	HIGH	LOW
Points	141 vs. New York, 1/22	87 @ Cleveland, 2/16
Field Goals Made	55 @ Detroit, 4/9	29 @ Portland, 4/7
Field Goals Attempted	108 vs. Washington, 12/16	67 vs. Atlanta, 2/8
Field Goal Percentage	(.611/55-90) @ Detroit, 4/9	(.348/31-89) @ Boston, 3/19
Free Throws Made	47 vs. New York, 1/22	10 @ San Antonio, 3/23
Free Throws Attempted	59 vs. New York, 1/22	15 @ San Antonio, 3/23
Free Throw Percentage	(.954/21-22) @ Washington, 11/22	(.619/13-21) @ Washington, 1/3
Total Rebounds	65 vs. Golden State, 12/28	33 vs. Philadelphia, 1/29
Offensive Rebounds	29 @ Indiana, 10/25	*6 vs. Atlanta, 11/23
Defensive Rebounds	45 vs. Golden State, 12/28	21 vs. Philadelphia, 1/29
Assists	39 vs. Buffalo, 1/25	11 @ Portland, 4/7
Steals	20 vs. New Jersey, 12/2	3 @ Boston, 3/19
Turnovers	*30 @ Milwaukee, 1/19	7 @ New Orleans, 11/24
Blocked Shots	11 vs. Kansas City, 3/4	*2 @ Boston, 3/19
Fouls	35 vs. Washington 12/16	9 vs. Houston, 1/27

OPPONENTS 1977-78 TEAM HIGHS & LOWS

	HIGH	LOW
Points	143 by New York, 1/22	89 by Cleveland, 1/17
Field Goals Made	58 by New York, 1/22	32 @ Philadelphia, 2/1
Field Goals Attempted	115 at Seattle, 2/10	76 @ Atlanta, 12/30
Field Goal Percentage	(.592/58-98) by New York, 1/22	(.348/39-112) by New Jersey, 12/2
Free Throws Made	40 @ Philadelphia, 2/1	2 by Houston, 1/27
Free Throws Attempted	52 @ Philadelphia, 2/1	4 by Houston, 1/27
Free Throw Percentage	(.944/16-17) @ Cleveland, 2/16	*(.500/11-22) @ Phoenix, 4/6
Total Rebounds	69 @ Seattle, 12/20	29 @ Houston, 1/12
Offensive Rebounds	31 by New Jersey, 12/2	4 by Phoenix, 3/7
Defensive Rebounds	42 @ Seattle, 12/20	18 @ Houston, 1/12
Assists	42 @ Chicago, 1/24	17 by Detroit, 11/15
Steals	18 by Atlanta, 12/7	4 by Chicago, 1/8
Turnovers	31 by New York, 1/22	7 @ Houston, 1/12
Blocked Shots	16 @ Detroit, 10/22	1 @ Portland, 4/7
Fouls	42 by New York, 1/22	*20 @ Phoenix, 4/6

* Indicates repeated mark, and is the last time it happened.

1977-78 GAME-BY-GAME RESULTS (48-34)

NO.	DATE	OPP.	W-L	SCORE	HM.	RD.	TOT.	DEN. HIGH SCORER	OPP. HIGH SCORER	ATTEND.
1	10/19	MILWAUKEE	W	133-115	1-0	0-0	1-0	Thompson-36	Johnson-22	14,792
2	10/21	LOS ANGELES	W	106-101	2-0	0-0	2-0	Issel-23	Hudson-17	15,672
3	10/22	@Detroit	L	106-126	2-0	0-1	2-1	Taylor-20	Roney-26	7,429
4	10/25	@Indiana	L	104-129	2-0	0-2	2-2	Thompson-24	Dantley-32	11,624
5	10/26	PORTLAND	W	111-108	3-0	0-2	3-2	Thompson-24	Gross-22	15,842
6	10/29	BUFFALO	W	127-111	4-0	0-2	4-2	Thompson-28	Smith-29	15,724
7	11/1	@Cleveland	L	93-110	4-0	0-3	4-3	Thompson-25	Chones-21	9,387
8	11/2	@Buffalo	L	100-104	4-0	0-4	4-4	Roberts-20	Smith-32	5,404
9	11/4	@Boston	W	109-104	4-0	1-4	5-4	Thompson-30	Scott-29	13,819
10	11/5	@Philadelphia	L	101-132	4-0	1-5	5-5	Thompson-20	Erving/Bibby-21	17,292
11	11/8	@Milwaukee	W	111-101	4-0	2-5	6-5	Thompson-20	Johnson-26	10,004
12	11/9	NEW ORLEANS	W	115-112	5-0	2-5	7-5	Thompson-31	Robinson-24	15,662
13	11/12	KANSAS CITY	W	119-114	6-0	2-5	8-5	Issel-22	Wedman-24	15,497
14	11/15	DETROIT	W	123-113	7-0	2-5	9-5	Thompson-33	Money-22	14,162
15	11/18	SAN ANTONIO	W	105-94	8-0	2-5	10-5	Thompson-26	Gervin-22	15,847
16	11/20	@New Jersey	W	125-118	8-0	3-5	11-5	Thompson-33	King-32	6,802
17	11/22	@Washington	W	119-114	8-0	4-5	12-5	Issel-26	Dandridge-29	8,363
18	11/23	@Atlanta	L	104-105	8-0	4-6	12-6	Thompson-33	Criss-22	7,898
19	11/24	@New Orleans	L	129-131	8-0	4-7	12-7	Issel-29	Maravich-31	14,438
20	11/26	INDIANA	W	136-123	9-0	4-7	13-7	Thompson-42	Dantley-21	17,297
21	11/27	@Phoenix	L	97-115	9-0	4-8	13-8	Thompson-24	Westphal-48	10,658
22	11/29	SEATTLE	W	115-99	10-0	4-8	14-8	Jones-18	Walker-18	13,122
23	12/2	NEW JERSEY	W	126-92	11-0	4-8	15-8	Thompson-24	Hillman-19	14,322
24	12/4	@Los Angeles	W	111-109	11-0	5-8	16-8	Thompson-27	Abdul-Jabbar-21	15,479
25	12/7	ATLANTA	W	123-116	12-0	5-8	17-8	Issel-34	Drew-20	14,327
26	12/10	MILWAUKEE	W	118-111	13-0	5-8	18-8	Jones-25	Winters-22	15,426
27	12/13	@Chicago	L	96-99	13-0	5-9	18-9	Thompson-24	Gilmore-20	15,211
28	12/14	@Kansas City	L	98-124	13-0	5-10	18-10	Thompson-19	Wedman-24	6,410
29	12/16	WASHINGTON	L	112-117*	13-1	5-10	18-11	Thompson-31	Hayes-33	15,922
30	12/20	@Seattle	L	88-93	13-1	5-11	18-12	Issel-22	Johnson-18	11,825
31	12/23	@Golden State	L	93-98	13-1	5-12	18-13	Wilkerson-24	Parish-23	11,312
32	12/26	PHOENIX	W	127-108	14-1	5-12	19-13	Issel/Thompson-24	Davis-23	17,297
33	12/28	GOLDEN STATE	W	130-108	15-1	5-12	20-13	Thompson-29	Barry-21	17,404
34	12/30	@Atlanta	W	106-104	15-1	6-12	21-13	Issel-32	Drew-25	11,290
35	1/3	@Washington	W	101-100	15-1	7-12	22-13	Thompson-26	Chenier-23	9,457
36	1/4	@San Antonio	W	119-114	15-1	8-12	23-13	Taylor-23	Gervin-36	9,606
37	1/8	CHICAGO	W	109-104	16-1	8-12	24-13	Thompson-23	May-22	16,422
38	1/10	NEW ORLEANS	W	115-110*	17-1	8-12	25-13	Issel-28	Maravich-29	16,649
39	1/12	@Houston	W	109-106	17-1	9-12	26-13	Thompson-41	Murphy-28	8,326
40	1/14	LOS ANGELES	W	123-112	18-1	9-12	27-13	Issel-30	Abdul-Jabbar-26	17,592
41	1/17	CLEVELAND	W	104-89	19-1	9-12	28-13	Thompson-25	Russell-19	15,327
42	1/19	@Milwaukee	L	109-114	19-1	9-13	28-14	Thompson-34	Johnson-27	10,938
43	1/22	NEW YORK	L	141-143*	19-2	9-13	28-15	Thompson-37	McAdoo-39	16,003
44	1/24	@Chicago	L	114-131	19-2	9-14	28-16	Thompson-26	Holland-26	15,583
45	1/25	BUFFALO	W	121-119*	20-2	9-14	29-16	Jones-27	Knight-40	14,629
46	1/27	HOUSTON	W	105-100	21-2	9-14	30-16	Issel-26	Murphy-22	14,602
47	1/29	PHILADELPHIA	L	117-118	21-3	9-14	30-17	Thompson-39	Collins-30	17,598
48	1/31	@New York	W	119-115	21-3	10-14	31-17	Thompson-41	McAdoo-33	16,889
49	2/1	@Philadelphia	L	101-104	21-3	10-15	31-18	Price-22	Collins-16	18,276
50	2/3	DETROIT	W	115-102	22-3	10-15	32-18	Thompson-30	Carr-24	16,009
51	2/8	ATLANTA	W	114-109	23-3	10-15	33-18	Issel-28	Drew-30	15,228
52	2/9	@Golden State	L	108-119	23-3	10-16	33-19	Issel-22	Barry-32	12,376
53	2/10	@Seattle	L	123-126*	23-3	10-17	33-20	Thompson-26	Webster-26	13,795
54	2/12	@Portland	W	103-101	23-3	11-17	34-20	Thompson-22	Walton-24	12,666
55	2/14	WASHINGTON	W	103-98	24-3	11-17	35-20	Thompson-26	Grevey-24	15,636
56	2/16	@Cleveland	L	87-119	24-3	11-18	35-21	Roberts-19	Chones/Smith-18	9,578
57	2/17	PORTLAND	W	112-105	25-3	11-18	36-21	Thompson-30	Lucas-31	17,748
58	2/19	BOSTON	W	118-115	26-3	11-18	37-21	Thompson-29	Havlicek-23	17,404
59	2/22	INDIANA	L	96-99	26-4	11-18	37-22	Issel-40	Behagen-19	14,972
60	2/24	@Los Angeles	L	99-109	26-4	11-19	37-23	Thompson-28	Hudson-27	14,999
61	2/25	PHILADELPHIA	W	124-115	27-4	11-19	38-23	Roberts/Thompson-25	Erving-33	17,948
62	2/28	@Indiana	W	122-106	27-4	12-19	39-23	Thompson-27	Edwards-24	13,145
63	3/1	CLEVELAND	L	104-110	27-5	12-19	39-24	Thompson-33	Russell-23	14,747
64	3/4	KANSAS CITY	W	123-114	28-5	12-19	40-24	Thompson-31	Wedman-26	16,642
65	3/7	PHOENIX	L	112-126	28-6	12-19	40-25	Issel-30	Davis-34	17,428
66	3/10	@Kansas City	L	120-126	28-6	12-20	40-26	Thompson-30	Boone-30	8,089
67	3/12	CHICAGO	W	98-95	29-6	12-20	41-26	Thompson-32	Johnson-29	17,053
68	3/15	GOLDEN STATE	W	123-111	30-6	12-20	42-26	Issel-33	Barry-27	15,582
69	3/17	@New Jersey	L	109-111*	30-6	12-21	42-27	Thompson-40	Williamson-42	6,283
70	3/19	@Boston	L	95-122	30-6	12-22	42-28	Issel-23	Havlicek-27	13,172
71	3/21	NEW YORK	L	114-115	30-7	12-22	42-29	Thompson-29	McAdoo-35	17,297
72	3/23	@San Antonio	L	106-123	30-7	12-23	42-30	Thompson-29	Gervin-27	9,334
73	3/26	@New Orleans	W	109-100	30-7	13-23	43-30	Thompson-42	Robinson-26	19,455
74	3/28	@New York	L	103-106	30-7	13-24	43-31	Issel-25	Shelton-31	17,397
75	3/29	BOSTON	W	109-106	31-7	13-24	44-31	Thompson-35	Havlicek-22	17,627
76	3/31	SEATTLE	L	109-111	31-8	13-24	44-32	Issel-31	Johnson-24	17,270
77	4/2	HOUSTON	W	109-100	32-8	13-24	45-32	Issel-22	Murphy-32	15,253
78	4/3	@Buffalo	W	104-95	32-8	14-24	46-32	Issel-27	Smith-39	3,560
79	4/5	NEW JERSEY	W	129-121	33-8	14-24	47-32	Issel-32	King-38	16,422
80	4/6	@Phoenix	W	111-105	33-8	15-24	48-32	Thompson-28	Davis-29	12,660
81	4/7	@Portland	L	93-97	33-8	15-25	48-33	Thompson-26	Lucas-31	12,666
82	4/9	@Detroit	L	137-139	33-8	15-26	48-34	Thompson-73	Carr-29	3,482

* Denotes number of overtime periods.

1978-79 ROSTER

NO.	PLAYER	POS	HT	WT	COLLEGE/YR	EXP
41	Tom Boswell	F	6-9	225	South Carolina '75	3
20	Mack Calvin	G	6-1	175	USC '69	9
31	Bo Ellis	F	6-8	200	Marquette '77	1
35	Kim Hughes	C	6-11	220	Wisconsin '74	3
44	Dan Issel	C	6-9	240	Kentucky '70	8
30	George McGinnis	F	6-8	235	Indiana '73	7
21	Anthony Roberts	F	6-5	185	Oral Roberts '77	1
11	Charles Scott	G	6-6	175	North Carolina '70	8
5	Robert Smith	G	5-11	165	UNLV '77	1
33	David Thompson	G	6-4	195	No. Carolina St. '75	3
32	Bobby Wilkerson	G	6-7	200	Indiana '76	2

Head Coach: ..... Larry Brown (North Carolina '63)
Assistant Coaches: ..... Donnie Walsh (North Carolina '62), George Irvine (Washington '70)
Trainer: ..... Bob "Chopper" Travaglini

NUGGETS 1978-79 TEAM HIGHS & LOWS

	HIGH	LOW
Points	150 @ Phoenix, 11/10	76 @ Portland, 1/30
Field Goals Made	60 @ Phoenix, 11/10	*30 @ Portland, 1/30
Field Goals Attempted	108 vs. San Diego 2/16	63 vs. New Jersey, 12/6
Field Goal Percentage	(.667/46-69) @ New Jersey, 10/20*	.(.374/40-107) @ Houston, 2/28
Free Throws Made	*39 vs. Atlanta, 11/22	*12 vs. Washington, 3/11
Free Throws Attempted	55 @ Atlanta, 10/21	16 vs. Chicago, 1/28
Free Throw Percentage	(.905/19-21) vs. Boston 1/6	.(.444/12-27) vs. Washington, 3/11
Total Rebounds	62 at Indiana, 10/27	32 @ Milwaukee, 11/28
Offensive Rebounds	30 vs. San Diego, 2/16	5 @ New Jersey, 10/20
Defensive Rebounds	43 vs. Washington, 1/9	20 @ Milwaukee, 2/11
Assists	41 vs. Boston, 1/6	13 @ Washington, 4/1
Steals	16 vs. New Orleans, 12/20	0 @ Atlanta, 10/21
Turnovers	33 @ New Jersey, 10/20	10 vs. New Orleans, 12/20
Blocked Shots	11 vs. Washington, 1/9	0 @ LA Lakers, 3/4
Fouls	*35 @ Seattle, 11/24	14 vs. San Antonio, 12/12

OPPONENTS 1978-79 TEAM HIGHS & LOWS

	HIGH	LOW
Points	134 @ LA Lakers, 10/31	82 @ Portland, 1/30
Field Goals Made	60 @ LA Lakers, 10/31	33 @ New Orleans, 1/16
Field Goals Attempted	110 by San Diego, 3/30	77 by Kansas City, 1/3
Field Goal Percentage	(.600/60-100) @ LA Lakers, 10/31	(.358/38-106) by Cleveland, 11/3
Free Throws Made	44 @ Atlanta, 10/21	*8 by Golden State, 3/20
Free Throws Attempted	52 @ Chicago, 12/29	*12 @ Portland, 1/30
Free Throw Percentage	(.929/13-14) @ Boston, 4/6	(.400/8-20) by Phoenix, 12/26
Total Rebounds	59 @ Chicago, 2/13	26 by Phoenix, 10/25
Offensive Rebounds	29 @ Detroit, 3/28	5 @ Indiana, 1/19
Defensive Rebounds	43 by New Orleans, 11/30	19 @ Phoenix, 11/10
Assists	39 @ Houston, 2/28	11 @ San Diego, 10/15
Steals	*16 @ Boston, 4/6	2 by New Orleans, 12/20
Turnovers	*30 by Kansas City, 1/3	9 by Indiana, 1/14
Blocked Shots	14 @ New Orleans, 11/30	*0 @ Boston, 4/6
Fouls	*41 by Atlanta, 11/22	17 by LA Lakers, 1/26

* Indicates repeated mark, and is the last time it happened.

1978-79 GAME-BY-GAME RESULTS (47-35)

NO.	DATE	OPP.	W-L	SCORE	HM.	RD.	TOT.	DEN. HIGH SCORER	OPP. HIGH SCORER	ATTEND.
1	10/13	SAN ANTONIO	W	118-117	1-0	0-0	1-0	McGinnis-29	Kenon-38	14,009
2	10/15	@San Diego	W	98-94	1-0	1-0	2-0	Thompson-26	Smith-28	8,362
3	10/18	PORTLAND	W	125-113	2-0	1-0	3-0	McGinnis-26	Owens-32	12,918
4	10/20	@New Jersey	W	126-117	2-0	2-0	4-0	Thompson-34	Money-26	4,212
5	10/21	@Atlanta	L	125-130	2-0	2-1	4-1	Thompson-33	Drew-22	9,367
6	10/25	PHOENIX	W	108-104	3-0	2-1	5-1	McGinnis-33	Westphal-29	14,448
7	10/27	@Indiana	L	99-112	3-0	2-2	5-2	McGinnis-20	Davis-21	12,469
8	10/29	HOUSTON	W	134-121	4-0	2-2	6-2	McGinnis/Thompson-26	Barry-24	14,485
9	10/31	@Los Angeles	L	107-134	4-0	2-3	6-3	McGinnis-25	Dantley-22	9,715
10	11/3	CLEVELAND	W	110-93	5-0	2-3	7-3	Thompson-29	Russell-21	15,211
11	11/4	@Kansas City	L	107-109	5-0	2-4	7-4	McGinnis-22	Wedman-24	10,830
12	11/9	NEW YORK	W	116-109	6-0	2-4	8-4	McGinnis-25	Williams-24	15,622
13	11/10	@Phoenix	W	150-132	6-0	3-4	9-4	McGinnis-32	Westphal-27	10,277
14	11/11	KANSAS CITY	L	113-117	6-1	3-4	9-5	Issel/Boswell-20	Wedman-35	14,407
15	11/14	@New York	L	110-106	6-1	3-5	9-6	Thompson-29	Haywood-26	16,728
16	11/15	@Philadelphia	L	103-109*	6-1	3-6	9-7	McGinnis-29	Erving-33	18,276
17	11/17	@Boston	L	118-120	6-1	3-7	9-8	Thompson-33	Knight-24	14,636
18	11/18	@Washington	L	114-119	6-1	3-8	9-9	Thompson-35	Dandridge-19	13,505
19	11/22	ATLANTA	L	111-113	6-2	3-8	9-10	Thompson-35	Hill-20	15,722
20	11/24	@Seattle	W	103-100	6-2	4-8	10-10	McGinnis-22	Sikma-23	25,127
21	11/25	SEATTLE	L	104-110	6-3	4-8	10-11	McGinnis-26	Williams-24	17,109
22	11/28	@Milwaukee	L	100-117	6-3	4-9	10-12	McGinnis-26	Winters-27	10,812
23	11/30	@New Orleans	L	105-111	6-3	4-10	10-13	Scott/Thompson-22	Maravich-28	8,322
24	12/1	DETROIT	W	125-120	7-3	4-10	11-13	McGinnis-30	Long-28	13,752
25	12/2	@San Antonio	W	104-93	7-3	5-10	12-13	Issel-23	Kenon-24	10,056
26	12/6	NEW JERSEY	W	92-83	8-3	5-10	13-13	McGinnis-27	King-24	12,289
27	12/9	MILWAUKEE	W	113-103	9-3	5-10	14-13	Issel-28	Johnson-31	14,022
28	12/12	SAN ANTONIO	W	107-103	10-3	5-10	15-13	McGinnis-38	Gervin-34	13,448
29	12/15	PORTLAND	L	113-116	10-4	5-10	15-14	Thompson-36	Lucas-32	14,429
30	12/17	@Portland	L	110-123	10-4	5-11	15-15	Thompson-22	Owens-35	12,666
31	12/20	NEW ORLEANS	W	121-112	11-4	5-11	16-15	McGinnis-39	Maravich-25	16,385
32	12/22	@Golden State	W	107-103	11-4	6-11	17-15	McGinnis-29	Smith-23	11,377
33	12/26	PHOENIX	L	102-106	11-5	6-11	17-16	McGinnis-27	Davis-31	16,325
34	12/28	CHICAGO	L	107-111	11-6	6-11	17-17	Thompson-35	Gilmore-31	14,614
35	12/29	@Chicago	L	117-123	11-6	6-12	17-18	McGinnis-27	Johnson-33	16,587
36	12/30	@Atlanta	L	87-113	11-6	6-13	17-19	Thompson-21	Drew-50	7,747
37	1/2	@Kansas City	W	99-97	11-6	7-13	18-19	McGinnis-28	Birdsong-22	11,445
38	1/3	KANSAS CITY	L	101-108	11-7	7-13	18-20	Thompson-26	Ford-26	14,336
39	1/5	@Seattle	W	95-92	11-7	8-13	19-20	McGinnis/Thompson-22	Sikma-23	22,347
40	1/6	BOSTON	W	127-98	12-7	8-13	20-20	Issel-23	Knight-20	15,109
41	1/9	WASHINGTON	W	121-90	13-7	8-13	21-20	Thompson-22	Hayes-18	13,872
42	1/12	NEW YORK	W	126-119	14-7	8-13	22-20	McGinnis-41	McAdoo-37	14,134
43	1/14	INDIANA	W	111-109	15-7	8-13	23-20	McGinnis-21	Davis-20	14,089
44	1/16	@New Orleans	W	104-100	15-7	9-13	24-20	Thompson-24	Haywood-25	6,817
45	1/17	@San Antonio	L	101-119	15-7	9-14	24-21	Wilkerson-20	Gervin-30	15,216
46	1/19	@Indiana	W	101-98	15-7	10-14	25-21	Thompson-26	Bantom-22	9,209
47	1/20	GOLDEN STATE	W	109-106	16-7	10-14	26-21	McGinnis-27	Smith-22	15,187
48	1/22	DETROIT	L	117-121	16-8	10-14	26-22	McGinnis-33	Lanier-30	10,156
49	1/23	@Cleveland	L	107-108	16-8	10-15	26-23	Thompson-29	Russell-34	7,613
50	1/24	@Houston	L	116-117	16-8	10-16	26-24	McGinnis-34	Murphy-26	12,178
51	1/26	LOS ANGELES	W	119-107	17-8	10-16	27-24	Thompson-32	Dantley-27	16,422
52	1/28	CHICAGO	W	98-87	18-8	10-16	28-24	Thompson-27	Landsberger-21	14,165
53	1/30	@Portland	L	76-82	18-8	10-17	28-25	Thompson-24	Hollins-21	12,666
54	2/2	@San Diego	L	100-124	18-8	10-18	28-26	Thompson-23	Free-49	12,036
55	2/7	CLEVELAND	W	120-105	19-8	10-18	29-26	Issel-25	Russell-21	13,972
56	2/9	@Golden State	W	106-104	19-8	11-18	30-26	McGinnis-31	Smith-24	13,127
57	2/11	@Milwaukee	L	87-126	19-8	11-19	30-27	Boswell-16	Bridgeman-20	10,938
58	2/13	@Chicago	W	104-94	19-8	12-19	31-27	Thompson-28	Gilmore-23	7,463
59	2/14	@Detroit	L	107-111	19-8	12-20	31-28	McGinnis-33	Long-27	6,882
60	2/16	SAN DIEGO	L	104-118	19-9	12-20	31-29	Boswell-21	Smith-25	15,119
61	2/18	NEW ORLEANS	W	115-112	20-9	12-20	32-29	Thompson-31	Maravich-29	15,023
62	2/21	INDIANA	W	114-109	21-9	12-20	33-29	Thompson-30	Sobers-26	13,032
63	2/24	MILWAUKEE	W	132-117	22-9	12-20	34-29	McGinnis/Thompson-29	Johnson-25	15,322
64	2/25	PHILADELPHIA	L	111-119	22-10	12-20	34-30	Thompson-31	Cheeks-21	17,643
65	2/27	SEATTLE	W	121-106	23-10	12-20	35-30	Thompson-28	Johnson-20	14,182
66	2/28	@Houston	L	97-122	23-10	12-21	35-31	McGinnis-23	Dunleavy-21	11,228
67	3/2	@Phoenix	W	119-105	23-10	13-21	36-31	Thompson-31	Westphal-28	11,835
68	3/4	@Los Angeles	W	113-99	23-10	14-21	37-31	McGinnis-24	Dantley/Abdul-Jabbar-20	14,770
69	3/6	HOUSTON	L	118-119	23-11	14-21	37-32	Thompson-33	Murphy-30	14,581
70	3/11	WASHINGTON	L	98-119	23-12	14-21	37-33	Wilkerson-22	Grevey-28	15,326
71	3/14	NEW JERSEY	W	120-100	24-12	14-21	38-33	Issel-24	King-19	13,333
72	3/17	ATLANTA	W	118-111	25-12	14-21	39-33	Issel-27	McMillen-18	15,581
73	3/20	GOLDEN STATE	W	113-102	26-12	14-21	40-33	Thompson-27	Short-20	14,227
74	3/23	BOSTON	W	137-113	27-12	14-21	41-33	Thompson-31	McAdoo-27	14,922
75	3/25	LOS ANGELES	W	123-113	28-12	14-21	42-33	Scott-28	Nixon-29	16,821
76	3/28	@Detroit	W	115-110	28-12	15-21	43-33	Issel-29	Lanier/Tyler-25	9,093
77	3/30	SAN DIEGO	W	130-121	29-12	15-21	44-33	Thompson-31	Free-42	17,607
78	4/1	@Washington	L	89-105	29-12	15-22	44-34	Thompson-34	Hayes-30	17,554
79	4/3	@New Jersey	W	110-97	29-12	16-22	45-34	Issel-25	Boynes-19	4,106
80	4/5	@New York	W	114-107	29-12	17-22	46-34	Issel-28	Knight-18	10,600
81	4/6	@Boston	W	107-101	29-12	18-22	47-34	Thompson-33	Robey-22	7,831
82	4/8	@Philadelphia	L	111-112	29-12	18-23	47-35	Thompson-44	Erving-35	12,587

* Denotes number of overtime periods.

1979-80 ROSTER

NO.	PLAYER	POS	HT	WT	COLLEGE/YR	EXP
2	Alex English	F	6-7	190	South Carolina '76	3
20	George Johnson	F	6-7	218	St. John's '76	3
22	Odell Ball	F	6-9	220	Marquette '79	R
41	Tom Boswell	F	6-9	225	South Carolina '75	4
31	Bo Ellis	F	6-8	200	Marquette '77	2
24	Gary Garland	G	6-4	180	DePaul '79	R
55	Rod Griffin	F	6-6	225	Wake Forest '78	R
35	Kim Hughes	C	6-11	220	Wisconsin '74	4
44	Dan Issel	C	6-9	240	Kentucky '70	9
30	George McGinnis	F	6-8	235	Indiana '73	8
21	Anthony Roberts	F	6-5	185	Oral Roberts '77	2
10	John Roche	G	6-3	170	South Carolina '71	5
11	Charles Scott	G	6-6	175	North Carolina '70	9
5	Robert Smith	G	5-11	165	UNLV '77	2
33	David Thompson	G	6-4	195	No. Carolina St. '75	4
32	Bobby Wilkerson	G	6-7	200	Indiana '76	3

Head Coach: ..... Donnie Walsh (North Carolina '62)
Assistant Coach: ..... George Irvine (Washington '70)
Trainer: ..... Bob "Chopper" Travaglini

NUGGETS 1979-80 TEAM HIGHS & LOWS

	HIGH	LOW
Points	126 vs. Detroit, 1/2	*84 @ Seattle, 2/14
Field Goals Made	56 @ Chicago, 3/21	30 @ Seattle, 10/31
Field Goals Attempted	123 @ Chicago, 3/21	*75 @ Kansas City, 1/11
Field Goal Percentage	(.580/51-88) vs. LA Lakers, 12/22	(.330/33-100) vs. Milwaukee, 10/13
Three-Pointers Made	5 @ LA Lakers, 11/9	*0 @ Utah, 3/25
Three-Pointers Attempted	9 @ LA Lakers, 11/9	*0 vs. Philadelphia, 1/23
Three-Point Percentage	*(.677/4-6) vs. Philadelphia, 2/29	(.000/0-3) @ Utah, 3/25
Free Throws Made	40 vs. New Jersey, 1/31	6 @ Indiana, 1/16
Free Throws Attempted	52 vs. New Jersey, 1/31	11 @ Indiana, 1/16
Free Throw Percentage	(.905/17-19) @ Philadelphia, 2/29	(.533/16-30) @ Washington, 11/27
Total Rebounds	65 vs. Milwaukee, 10/13	30 @ Chicago, 1/19
Offensive Rebounds	22 vs. Milwaukee, 10/13	6 @ Houston, 1/9
Defensive Rebounds	46 @ Chicago, 11/20	19 @ Chicago, 1/19
Assists	36 vs. Detroit, 1/2	13 @ Kansas City, 1/6
Steals	18 vs. San Diego, 11/21	1 vs. Utah, 12/8
Turnovers	32 vs. San Antonio, 12/11	7 vs. San Diego, 2/9
Blocked Shots	14 vs. Golden State, 3/11	0 @ Golden State, 2/22
Fouls	35 @ Chicago, 3/21	13 vs. Utah, 12/8

OPPONENTS 1979-80 TEAM HIGHS & LOWS

	HIGH	LOW
Points	143 @ Milwaukee, 3/27	84 by San Diego, 11/21
Field Goals Made	59 @ Milwaukee, 3/27	33 by San Diego, 11/21
Field Goals Attempted	122 by New York, 10/30	*77 @ Atlanta, 3/2
Field Goal Percentage	(.623/48-77) by Kansas City, 1/29	*(.379/36-95) by Golden State, 3/11
Three-Pointers Made	6 @ Boston, 11/28	*0 by Chicago, 3/26
Three-Pointers Attempted1	2 @ Boston, 11/28	*0 by Chicago, 3/26
Three-Point Percentage	*(.625/5-8) by San Diego, 11/21	*(.000/0-0) by Chicago, 3/26
Free Throws Made	*38 @ Seattle, 12/16	9 by Utah, 3/18
Free Throws Attempted	50 @ New Jersey, 11/30	9 by Utah, 3/18
Free Throw Percentage	(1.000/9-9) by Utah, 3/18	(.433/13-30) by San Diego, 11/21
Total Rebounds	59 by Portland, 10/24	25 @ Milwaukee, 1/18
Offensive Rebounds	27 by New York, 10/30	*5 @ Milwaukee, 1/18
Defensive Rebounds	*42 @ Chicago, 3/21	20 @ Milwaukee, 1/18
Assists	41 by Chicago, 2/6	15 @ Chicago, 11/20
Steals	19 @ New Jersey, 11/30	2 @ Cleveland, 12/29
Turnovers	28 by Detroit, 1/2	10 @ San Diego, 10/23
Blocked Shots	17 @ LA Lakers, 11/9	*1 @ Kansas City, 1/11
Fouls	37 by New Jersey, 1/31	*16 @ Philadelphia, 2/29

* Indicates repeated mark, and is the last time it happened.

1979-80 GAME-BY-GAME RESULTS (30-52)

NO.	DATE	OPP.	W-L	SCORE	HM.	RD.	TOT.	DEN. HIGH SCORER	OPP. HIGH SCORER	ATTEND.
1	10/13	MILWAUKEE	L	96-125	0-1	0-0	0-1	McGinnis-18	Meyers-26	12,554
2	10/14	@Portland	L	93-109	0-1	0-1	0-2	Scott-19	Owens-27	12,666
3	10/16	GOLDEN STATE	L	106-108	0-2	0-1	0-3	McGinnis-24	Lucas-23	11,812
4	10/17	@Milwaukee	L	97-125	0-2	0-2	0-4	Issel/Thompson-25	Johnson-27	10,205
5	10/19	KANSAS CITY	L	84-107	0-3	0-2	0-5	Issel-22	Birdsong-23	13,036
6	10/23	@San Diego	L	127-132	0-3	0-3	0-6	Thompson-36	Free-32	6,660
7	10/24	PORTLAND	L	87-88	0-4	0-3	0-7	Thompson-19	Brewer-20	11,664
8	10/27	UTAH	W	116-96	1-4	0-3	1-7	Thompson-25	Dantley-25	11,323
9	10/30	NEW YORK	W	121-112	2-4	0-3	2-7	Issel-32	Cartwright-32	11,033
10	10/31	@Seattle	L	89-97	2-4	0-4	2-8	Thompson-19	Sikma-18	13,216
11	11/2	CHICAGO	W	113-99	3-4	0-4	3-8	Issel-24	Greenwood-26	13,822
12	11/3	@Golden State	L	103-130	3-4	0-5	3-9	Boswell-24	Short-19	8,608
13	11/7	SEATTLE	W	113-92	4-4	0-5	4-9	Issel-23	Williams-24	11,942
14	11/8	@Utah	W	96-92	4-4	1-5	5-9	Issel-23	Maravich-21	6,967
15	11/9	@Los Angeles	L	122-126*	4-4	1-6	5-10	Roche-23	Johnson-31	13,466
16	11/11	@Phoenix	L	91-116	4-4	1-7	5-11	Issel-18	Robinson-26	11,118
17	11/13	CLEVELAND	W	116-110	5-4	1-7	6-11	Thompson-28	Smith-31	12,112
18	11/15	@Golden State	L	102-120	5-4	1-8	6-12	Thompson-29	Lucas-27	5,032
19	11/16	LOS ANGELES	L	128-135*	5-5	1-8	6-13	Issel-37	Abdul-Jabbar-28	15,131
20	11/18	KANSAS CITY	L	109-92	5-6	1-8	6-14	Roche-33	Ford-28	11,236
21	11/20	@Chicago	W	124-91	5-6	2-8	7-14	Thompson-21	Theus-22	6,495
22	11/21	SAN DIEGO	W	105-84	6-6	2-8	8-14	Thompson-29	Free-27	10,080
23	11/24	PHOENIX	L	101-115	6-7	2-8	8-15	Issel-26	Davis-40	13,664
24	11/27	@Washington	W	96-91	6-7	3-8	9-15	Scott-16	Landrige-29	11,123
25	11/28	@Boston	L	97-119	6-7	3-9	9-16	Issel-17	Bird-29	13,377
26	11/30	@New Jersey	L	118-127	6-7	3-10	9-17	Issel-29	Newlin-39	5,683
27	12/1	@New York	L	112-121	6-7	3-11	9-18	Issel-24	Knight-29	11,087
28	12/5	MILWAUKEE	W	123-107	7-7	3-11	10-18	Issel-36	Johnson-23	15,992
29	12/8	UTAH	L	103-119	7-8	3-11	10-19	Issel-30	Dantley-37	11,163
30	12/9	@Los Angeles	L	118-131	7-8	3-12	10-20	McGinnis-32	Abdul-Jabbar-31	14,087
31	12/11	SAN ANTONIO	W	127-121	8-8	3-12	11-20	McGinnis-35	Gervin-41	14,433
32	12/14	@San Diego	L	108-112	8-8	3-13	11-21	Issel/McGinnis-23	Free-37	6,684
33	12/15	@Portland	L	98-106	8-8	3-14	11-22	Thompson-33	Washington-23	12,666
34	12/16	@Seattle	L	121-123	8-8	3-15	11-23	Issel-24	Johnson-32	19,870
35	12/19	PORTLAND	W	114-106	9-8	3-15	12-23	Issel-26	Washington-26	14,929
36	12/22	LOS ANGELES	W	130-128	10-8	3-15	13-23	McGinnis-33	Wilkes-24	14,445
37	12/25	@Utah	L	111-122	10-8	3-16	13-24	Issel-37	Furlow-37	7,775
38	12/26	GOLDEN STATE	W	99-94	11-8	3-16	14-24	Issel-39	Smith-22	11,431
39	12/28	@Detroit	L	98-114	11-8	3-17	14-25	Wilkerson-28	Long-32	6,275
40	12/29	@Cleveland	L	106-124	11-8	3-18	14-26	Issel-30	Mitchell-28	10,095
41	1/2	DETROIT	W	135-116	12-8	3-18	15-26	Thompson-35	McAdoo-26	12,732
42	1/5	INDIANA	W	111-105	13-8	3-18	16-26	Thompson-38	Johnson-31	11,553
43	1/6	@Kansas City	L	101-120	13-8	3-19	16-27	Thompson-22	Wedman-24	8,262
44	1/8	@San Antonio	L	134-137	13-8	3-20	16-28	Issel-34	Gervin-53	9,437
45	1/9	@Houston	L	112-114	13-8	3-21	16-29	McGinnis-43	Murphy-31	8,225
46	1/11	@Kansas City	L	99-112	13-8	3-22	16-30	Issel-26	Wedman-27	10,826
47	1/12	SEATTLE	L	102-105	13-9	3-22	16-31	Issel-28	Williams-33	12,580
48	1/15	PHOENIX	L	99-107	13-10	3-22	16-32	Issel-31	Westphal-19	13,057
49	1/16	@Indiana	L	99-117	13-10	3-23	16-33	Issel-23	Edwards-21	8,703
50	1/18	@Milwaukee	W	120-111	13-10	4-23	17-33	Issel-29	Johnson-28	10,938
51	1/19	@Chicago	L	108-117	13-10	4-24	17-34	Issel-31	Theus-27	8,778
52	1/23	PHILADELPHIA	L	93-118	13-11	4-24	17-35	Issel-20	Erving/Mix-24	16,981
53	1/26	PORTLAND	W	100-96	14-11	4-24	18-35	Issel-27	Gross-17	11,087
54	1/29	KANSAS CITY	L	111-121	14-12	4-24	18-36	Issel-27	Birdsong-49	11,016
55	1/30	@Phoenix	L	114-122	14-12	4-25	18-37	Scott-30	Westphal-30	11,069
56	1/31	NEW JERSEY	W	127-126	15-12	4-25	19-37	Issel-47	Natt-32	10,094
57	2/6	CHICAGO	W	122-111	16-12	4-25	20-37	Issel-32	Theus-21	11,127
58	2/9	SAN DIEGO	W	123-104	17-12	4-25	21-37	Issel-38	Freeman-33	14,662
59	2/12	WASHINGTON	L	111-128	17-13	4-25	21-38	English/Issel-25	Grevey-32	11,538
60	2/14	@Seattle	L	84-93	17-13	4-26	21-39	Issel-30	Williams-22	19,152
61	2/15	ATLANTA	W	111-98	18-13	4-26	22-39	Issel-32	Roundfield-22	11,665
62	2/17	HOUSTON	W	112-99	19-13	4-26	23-39	Johnson-28	Malone-29	13,926
63	2/20	LOS ANGELES	L	103-116	19-14	4-26	23-40	Issel-31	Johnson-30	15,816
64	2/22	@Golden State	W	122-121*	19-14	5-26	24-40	Johnson-30	Parish-28	7,512
65	2/23	BOSTON	L	105-124	19-15	5-26	24-41	English-21	Maxwell-19	17,298
66	2/26	PHOENIX	W	121-112	20-15	5-26	25-41	Issel-31	Robinson-25	11,149
67	2/29	@Philadelphia	L	103-104	20-15	5-27	25-42	English-32	Collins-21	11,156
68	3/2	@Atlanta	L	93-100	20-15	5-28	25-43	Issel-23	Johnson-31	11,285
69	3/5	MILWAUKEE	W	112-109	21-15	5-28	26-43	Issel-28	Lanier-32	11,762
70	3/7	@Portland	L	104-113	21-15	5-29	26-44	English-28	Natt-29	12,666
71	3/8	SEATTLE	L	97-104	21-16	5-29	26-45	Issel-21	Williams-23	13,948
72	3/11	GOLDEN STATE	W	96-87	22-16	5-29	27-45	Issel-31	Parish-29	11,076
73	3/13	@San Diego	L	102-116	22-16	5-30	27-46	Wilkerson-18	Williams-26	6,798
74	3/14	@Los Angeles	L	126-132	22-16	5-31	27-47	Issel-29	Wilkes-27	16,664
75	3/16	SAN DIEGO	W	127-107	23-16	5-31	28-47	Issel-22	Free-29	12,497
76	3/18	UTAH	W	98-96	24-16	5-31	29-47	Issel-32	Boone-35	15,730
77	3/20	@Kansas City	L	105-121	24-16	5-32	29-48	English-40	Birdsong-32	10,750
78	3/21	@Chicago	W	134-128***	24-16	6-32	30-48	Issel-30	Greenwood-27	5,436
79	3/23	@Phoenix	L	102-118	24-16	6-33	30-49	Wilkerson-25	Davis-27	11,705
80	3/25	@Utah	L	91-109	24-16	6-34	30-50	Wilkerson-17	Hardey-22	5,357
81	3/26	CHICAGO	L	115-122	24-17	6-34	30-51	Issel-21	Sobers-21	14,083
82	3/27	@Milwaukee	L	95-143	24-17	6-35	30-52	Issel-25	M. Johnson-31	10,938

*Denotes number of overtime periods.

1980-81 ROSTER

NO.	PLAYER	POS	HT	WT	COLLEGE/YR	EXP
23	T.R. Dunn	G	6-4	192	Alabama '77	3
2	Alex English	F	6-7	190	South Carolina '76	4
22	Glen Gondrezick	F	6-6	218	UNLV '77	3
1	Ken Higgs	G	6-0	185	LSU '78	1
34	Cedrick Hordges	F	6-8	220	South Carolina '80	R
35	Kim Hughes	C	6-11	220	Wisconsin '74	5
44	Dan Issel	C	6-9	240	Kentucky '70	10
3	Carl Nicks	G	6-3	185	Indiana St. '80	R
45	Jawann Oldham	C	7-0	220	Seattle '80	R
43	James Ray	F	6-9	215	Jacksonville '80	R
10	John Roche	G	6-3	170	South Carolina '71	6
33	David Thompson	G	6-4	195	No. Carolina St. '75	5
42	Ron Valentine	F	6-7	210	Old Dominion '80	R
55	Kiki Vandeweghe	F	6-8	220	UCLA '80	R

Head Coach: ..... Donnie Walsh (North Carolina '62)
Assistant Coach: ..... Doug Moe (North Carolina '61)
Trainer: ..... Bob "Chopper" Travaglini

NUGGETS 1980-81 TEAM HIGHS & LOWS

	HIGH	LOW
Points	162 vs. Portland, 2/13	92 @ Washington, 11/11
Field Goals Made	64 vs. Portland, 2/13	35 @ San Diego, 11/25
Field Goals Attempted	119 @ San Antonio, 2/22	82 @ Detroit, 3/7
Field Goal Percentage	(.600/51-85) vs. Detroit, 1/27	(.364/36-99) @ Phoenix, 1/14
Three-Pointers Made	*2 @ Milwaukee, 3/12	*0 @ LA Lakers, 3/29
Three-Pointers Attempted	*6 vs. Dallas, 3/25	*0 @ LA Lakers, 3/29
Three-Point Percentage	*(1.000/4-4) vs Chicago, 11/8	*(.000/0-0) @ LA Lakers, 3/29
Free Throws Made	51 @ Atlanta, 1/13	17 @ Washington, 11/11
Free Throws Attempted	63 vs. Phoenix, 2/19	24 vs. Phoenix, 10/24
Free Throw Percentage	(.950/38-40) vs. Seattle, 3/17	(.585/24-41) @ San Diego, 11/25
Total Rebounds	*64 vs. LA Lakers, 3/4	33 @ San Diego, 10/17
Offensive Rebounds	28 vs. San Antonio, 1/24	7 @ San Antonio, 10/17
Defensive Rebounds	*43 @ Kansas City, 3/18	20 @ Boston, 12/23
Assists	38 @ LA Lakers, 11/2	14 @ New Jersey, 11/12
Steals	19 vs. Golden State, 2/27	1 @ Utah, 12/4
Turnovers	26 @ Houston, 12/6	8 @ Utah, 2/8
Blocked Shots	13 vs. Phoenix, 10/24	0 @ Seattle, 1/10
Fouls	36 vs. Phoenix, 10/24	*16 vs. Utah, 12/4

OPPONENTS 1980-81 TEAM HIGHS & LOWS

	HIGH	LOW
Points	147 @ San Antonio, 12/13	*98 by Houston, 1/18
Field Goals Made	65 @ LA Lakers, 3/29	36 by Dallas, 10/15
Field Goals Attempted	120 by San Antonio, 2/4	*79 by San Diego, 11/26
Field Goal Percentage	(.626/57-91) by Golden State, 2/27	(.425/48-113) @ Dallas, 11/28
Three-Pointers Made	5 @ Golden State, 3/28	*0 @ LA Lakers, 3/29
Three-Pointers Attempted	11 @ Golden State, 3/28	*0 by Houston, 3/15
Three-Point Percentage	*(.455/5-11) by Golden State, 7/23	*(.000/0-1) @ LA Lakers, 3/29
Free Throws Made	*37 by Utah, 10/12	10 @ LA Lakers, 1/23
Free Throws Attempted	49 @ Golden State, 10/29	14 @ LA Lakers, 1/23
Free Throw Percentage	(.966/28-29) @ Houston, 1/3	(.500/15-30) @ Philadelphia, 3/6
Total Rebounds	69 @ San Antonio, 2/22	32 @ San Diego, 1/9
Offensive Rebounds	30 @ Golden State, 3/28	*8 by Utah, 1/7
Defensive Rebounds	46 @ San Antonio, 2/22	18 @ San Diego, 1/9
Assists	46 @ San Antonio, 12/13	16 @ Detroit, 3/7
Steals	19 by Phoenix, 10/24	2 @ LA Lakers, 1/23
Turnovers	34 by Phoenix, 10/24	6 by Washington, 2/10
Blocked Shots	*14 @ Philadelphia, 3/6	*1 @ Dallas, 12/26
Fouls	39 @ Houston, 2/3	16 @ Milwaukee, 3/12

* Indicates repeated mark, and is the last time it happened.

1980-81 GAME-BY-GAME RESULTS (37-45)

NO.	DATE	OPP.	W-L	SCORE	HM.	RD.	TOT.	DEN. HIGH SCORER	OPP. HIGH SCORER	ATTEND.
1	10/10	SAN ANTONIO	L	112-113	0-1	0-0	0-1	Thompson-32	Gervin-18	10,027
2	10/12	UTAH	L	121-125*	0-2	0-0	0-2	Thompson-28	Dantley-38	8,401
3	10/15	DALLAS	W	133-98	1-2	0-0	1-2	English-26	Spanarkel-15	6,658
4	10/17	@San Diego	W	129-116	1-2	1-0	2-2	Thompson-33	Brooks-35	4,032
5	10/18	@Utah	L	115-117	1-2	1-1	2-3	English-26	Dantley-42	7,250
6	10/21	HOUSTON	L	117-119	1-3	1-1	2-4	English-30	Malone-41	7,711
7	10/24	PHOENIX	L	94-117	1-4	1-1	2-5	English-21	Robinson-23	8,359
8	10/25	@Kansas City	L	122-125	1-4	1-2	2-6	Thompson-30	Birdsong-36	6,988
9	10/29	@Golden State	L	109-115	1-4	1-3	2-7	Issel-35	King-27	7,305
10	11/1	SEATTLE	W	123-118	2-4	1-3	3-7	Thompson-43	Brown-25	8,681
11	11/2	@Los Angeles	W	123-121	2-3	2-3	4-7	Thompson-31	Wilkes-26	11,661
12	11/5	@Seattle	W	125-117	2-4	3-3	5-7	Thompson-39	Brown-28	13,071
13	11/7	NEW YORK	L	115-124	2-5	3-3	5-8	Thompson-30	Cartwright-27	10,612
14	11/8	@Chicago	W	130-126**	2-5	4-3	6-8	English-31	Theus-24	9,683
15	11/11	@Washington	L	92-107	2-5	4-4	6-9	English-25	Hayes-26	7,218
16	11/12	@New Jersey	L	111-118	2-5	4-5	6-10	Thompson-27	O'Koren-26	6,542
17	11/15	PORTLAND	W	125-123	3-5	4-5	7-10	English-32	Washington-27	11,011
18	11/18	@Portland	L	103-122	3-5	4-6	7-11	English-20	Paxson-25	12,888
19	11/21	KANSAS CITY	W	134-121	4-5	4-6	8-11	Roche-30	Birdsong-28	10,811
20	11/23	@Phoenix	L	113-131	4-5	4-7	8-12	Thompson-40	Robinson-29	11,151
21	11/25	@San Diego	L	94-108	4-5	4-8	8-13	Issel/Thompson-30	Nater-26	4,176
22	11/26	SAN DIEGO	W	113-109	5-5	4-8	9-13	English-28	Brooks-25	7,913
23	11/28	@Dallas	W	119-117*	5-5	5-8	10-13	Thompson-38	LaGarde-22	7,713
24	11/29	LOS ANGELES	L	123-124**	5-6	5-8	10-14	English-37	Wilkes-30	14,811
25	12/2	CHICAGO	L	124-129	5-7	5-8	10-15	Thompson-30	Theus-26	7,581
26	12/4	@Utah	L	118-122	5-7	5-9	10-16	Issel-25	Dantley-40	5,234
27	12/5	GOLDEN STATE	L	114-119	5-8	5-9	10-17	Thompson-31	Free-32	7,737
28	12/6	@Houston	L	108-111	5-8	5-10	10-18	English-26	Dunleavy-48	8,234
29	12/10	DALLAS	W	116-107	6-8	5-10	11-18	English-27	Huston-27	7,768
30	12/13	@San Antonio	L	123-147	6-8	5-11	11-19	Thompson-27	Gervin-32	9,879
31	12/16	KANSAS CITY	L	118-133	6-9	5-11	11-20	English-29	Birdsong-36	6,909
32	12/18	@Cleveland	L	122-130	6-9	5-12	11-21	Issel-23	Mitchell-27	3,576
33	12/20	@New York	L	114-120	6-9	5-13	11-22	English-29	Three w/23	12,253
34	12/23	@Boston	L	128-136	6-9	5-14	11-23	English-29	Maxwell-29	15,320
35	12/26	@Dallas	L	111-119	6-9	5-15	11-24	Thompson-34	Davis-20	8,293
36	12/27	PHILADELPHIA	W	125-121	7-9	5-15	12-24	Issel-30	Erving-20	16,889
37	12/30	INDIANA	W	127-110	8-9	5-15	13-24	English/Issel-23	McGinnis-21	12,909
38	1/1	@Portland	L	119-122	8-9	5-16	13-25	Thompson-28	Ransey-29	12,888
39	1/2	PHOENIX	L	132-133	8-10	5-16	13-26	Thompson-31	Robinson-32	10,514
40	1/3	@Houston	W	134-132	8-10	6-16	14-26	Thompson-31	Murphy-42	8,160
41	1/7	UTAH	L	117-121	8-11	6-16	14-27	Issel-33	Dantley-51	8,735
42	1/9	@San Diego	W	130-116	8-11	7-16	15-27	Thompson-33	Williams-26	4,560
43	1/10	@Seattle	L	116-119	8-11	7-17	15-28	Issel-27	Sikma-29	18,645
44	1/13	ATLANTA	W	135-132	9-11	7-17	16-28	English-36	Drew-33	8,483
45	1/14	@Phoenix	L	102-128	9-11	7-18	16-29	Issel-26	Davis-18	11,330
46	1/17	@Kansas City	W	123-122	9-11	8-18	17-29	Vandeweghe-30	Wedman-36	7,297
47	1/18	HOUSTON	L	97-98	9-12	8-18	17-30	Thompson-33	Malone-37	11,261
48	1/21	SAN DIEGO	L	116-125	9-13	8-18	17-31	Thompson-30	Williams-23	7,528
49	1/23	@Los Angeles	L	105-110	9-13	8-19	17-32	Thompson-29	Wilkes-30	14,813
50	1/24	SAN ANTONIO	W	129-115	10-13	8-19	18-32	Issel-32	Gervin-24	10,729
51	1/27	DETROIT	W	143-123	11-13	8-19	19-32	Issel-29	Hubbard-25	8,249
52	1/29	MILWAUKEE	W	131-118	12-13	8-19	20-32	English-26	Bridgeman-25	9,845
53	2/3	@Houston	L	128-135*	12-13	8-20	20-33	English-26	Malone-38	9,578
54	2/4	SAN ANTONIO	L	132-135	12-14	8-20	20-34	English-32	Gervin-37	9,117
55	2/6	@Utah	W	120-116	12-14	9-20	21-34	Issel-37	Dantley-55	8,037
56	2/7	GOLDEN STATE	W	135-125	13-14	9-20	22-34	Thompson-26	Carroll-31	10,453
57	2/8	@Seattle	L	112-133	13-14	9-21	22-35	Thompson-32	Bailey-24	13,849
58	2/10	WASHINGTON	L	110-115	13-15	9-21	22-36	Thompson-26	Grevey/Porter-28	7,794
59	2/13	PORTLAND	W	162-143	14-15	9-21	23-36	Thompson-30	Natt-25	11,781
60	2/15	BOSTON	L	118-120	14-16	9-21	23-37	Issel-27	Maxwell-34	16,992
61	2/19	PHOENIX	W	127-126	15-16	9-21	24-27	Issel-30	Johnson-25	15,252
62	2/21	KANSAS CITY	W	129-109	16-16	9-21	25-37	English-36	Ford-20	13,691
63	2/22	@San Antonio	L	129-133*	16-16	9-22	25-38	Thompson-31	Johnson-26	8,668
64	2/24	NEW JERSEY	W	140-123	17-16	9-22	26-38	Robisch-27	Robinson-32	9,023
65	2/27	GOLDEN STATE	W	137-130	18-16	9-22	27-38	Thompson-29	King-34	9,658
66	3/1	CLEVELAND	W	137-127	19-16	9-22	28-38	Thompson-44	Mitchell-36	8,826
67	3/4	LOS ANGELES	W	123-114	20-16	9-22	29-38	English-31	Abdul-Jabbar-26	14,840
68	3/6	@Philadelphia	L	112-131	20-16	9-23	29-39	Thompson-34	Erving-26	16,187
69	3/7	@Detroit	W	121-109	20-16	10-23	30-39	Issel-30	Tyler-19	8,338
70	3/8	@Indiana	L	119-129	20-16	10-24	30-40	Issel-36	Davis/Edwards-28	7,708
71	3/10	PORTLAND	L	137-142	20-17	10-24	30-41	Gondrezick-27	Ransey-35	9,435
72	3/12	@Milwaukee	L	113-131	20-17	10-25	30-42	Issel-27	Johnson-23	11,052
73	3/13	@Atlanta	L	117-119	20-17	10-26	30-43	Thompson-27	Matthews-22	9,148
74	3/15	HOUSTON	W	138-127	21-17	10-26	31-43	Thompson-27	Malone-31	11,082
75	3/17	SEATTLE	W	124-112	22-17	10-26	32-43	Robisch-26	Bailey-21	10,610
76	3/18	@Kansas City	W	126-124**	22-17	11-26	33-43	English-42	Wedman-41	8,266
77	3/20	@Dallas	L	125-126	22-17	11-27	33-44	Thompson-28	Byrnes-22	6,459
78	3/22	UTAH	W	113-108	23-17	11-27	34-44	Thompson-28	Griffith-21	10,496
79	3/24	@San Antonio	W	125-123	23-17	12-27	35-44	English-33	Gervin-30	14,190
80	3/25	DALLAS	L	115-126	23-18	12-27	35-45	English-29	Davis-25	14,035
81	3/28	@Golden State	W	142-139	23-18	13-27	36-45	Thompson-38	King-33	13,239
82	3/29	@Los Angeles	W	148-146	23-18	14-27	37-45	Thompson-43	Johnson-33	17,505

* Denotes number of overtime periods.

1981-82 ROSTER

NO.	PLAYER	POS	HT	WT	COLLEGE/YR	EXP
23	T.R. Dunn	G	6-4	192	Alabama '77	4
2	Alex English	F	6-7	190	South Carolina '76	5
22	Glen Gondrezick	F	6-6	218	UNLV '77	4
1	Ken Higgs	G	6-0	185	LSU '78	2
34	Cedrick Hordges	F	6-8	220	South Carolina '80	1
44	Dan Issel	C	6-9	240	Kentucky '70	11
7	Billy McKinney	G	6-1	170	Northwestern '77	3
43	James Ray	F	6-9	215	Jacksonville '80	1
25	Dave Robisch	C	6-10	240	Kansas '71	10
10	John Roche	G	6-3	170	South Carolina '71	7
33	David Thompson	G	6-4	195	No. Carolina St. '75	6
55	Kiki Vandeweghe	F	6-8	220	UCLA '80	1

Head Coach: ..... Doug Moe (North Carolina '61)
Assistant Coaches: ..... John Nillen (Regis '74), Donnie Walsh (North Carolina '62)
Trainer: ..... Bob "Chopper" Travaglini

NUGGETS 1981-82 TEAM HIGHS & LOWS

	HIGH	LOW
Points	154 vs. Utah, 3/16	105 @ Dallas, 12/5
Field Goals Made	61 vs. LA Lakers, 1/19	36 vs. Phoenix, 11/10
Field Goals Attempted	123 vs. Phoenix, 3/27	79 @ Kansas City, 12/30
Field Goal Percentage	(.644/58-90) vs. LA Lakers, 2/21	(.408/42-103) vs. Seattle, 1/9
Three-Pointers Made	9 vs. Seattle, 1/9	*0 vs. Dallas, 4/17
Three-Pointers Attempted	15 vs. Seattle, 1/9	*0 vs. Dallas, 4/17
Three-Point Percentage	*(.600/9-15) vs.Seattle, 1/9	*(.000/0-0) vs. Dallas, 4/17
Free Throws Made	46 @ Washington, 2/7	*15 vs. LA Lakers, 2/21
Free Throws Attempted	59 vs. Kansas City, 1/12	18 vs. LA Lakers, 12/4
Free Throw Percentage	(.921/35-38) @ Phoenix, 2/26	(.632/24-38) vs. Seattle, 3/30
Total Rebounds	64 vs. Phoenix, 3/27	29 @ New York, 12/8
Offensive Rebounds	26 @ LA Lakers, 4/9	*6 @ San Diego, 3/25
Defensive Rebounds	*42 vs. Seattle, 3/30	19 @ New Jersey, 12/11
Assists	45 vs. New Jersey, 1/27	*14 @ Washington, 2/7
Steals	15 vs. Philadelphia, 2/27	*2 @ Golden State, 4/7
Turnovers	32 @ Kansas City, 12/30	8 @ Washington, 2/7
Blocked Shots	10 vs. Washington, 3/5	*0 @ Phoenix, 2/26
Fouls	36 vs. Kansas City, 11/21	15 vs. Houston, 11/4

OPPONENTS 1981-82 TEAM HIGHS & LOWS

	HIGH	LOW
Points	153 @ LA Lakers, 4/9	100 by Houston, 11/4
Field Goals Made	69 @ LA Lakers, 4/9	38 by Dallas, 1/15
Field Goals Attempted	121 by Phoenix, 3/27	82 @ Detroit, 3/10
Field Goal Percentage	(.642/61-95) @ New York, 12/8	(.418/41-98) by Atlanta, 12/17
Three-Pointers Made	4 by Philadelphia, 2/27	*0 by Dallas, 4/17
Three-Pointers Attempted	*10 by Chicago, 3/19	*0 @ LA Lakers, 4/9
Three-Point Percentage	*(.600/3-5) twice by Portland,	*(.000/0-5) by Dallas, 4/17
Free Throws Made	38 @ Utah, 2/15	*10 @ Portland, 1/8
Free Throws Attempted	*46 by Dallas, 1/15	*14 @ Houston, 1/23
Free Throw Percentage	(.897/26-29) by Dallas, 4/17	(.455/15-33) @ LA Lakers, 4/9
Total Rebounds	*62 @ LA Lakers, 4/9	32 @ Kansas City, 12/30
Offensive Rebounds	28 @ Phoenix, 3/17	8 by Chicago, 3/19
Defensive Rebounds	47 by Seattle, 1/9	*20 @ Kansas City, 12/30
Assists	51 @ LA Lakers, 2/23	20 @ Utah, 2/13
Steals	19 @ Portland, 4/6	1 by San Diego, 11/18
Turnovers	29 by New Jersey, 1/27	10 by San Diego, 11/18
Blocked Shots	21 @ LA Lakers, 4/9	1 @ San Diego, 3/25
Fouls	42 by Kansas City, 1/12	16 @ Portland, 4/6

* Indicates repeated mark, and is the last time it happened.

1981-82 GAME-BY-GAME RESULTS (46-36)

NO.	DATE	OPP.	W-L	SCORE	HM.	RD.	TOT.	DEN. HIGH SCORER	OPP. HIGH SCORER	ATTEND.
1	10/30	GOLDEN STATE	W	134-121	1-0	0-0	1-0	English-22	Williams-16	11,989
2	10/31	@San Antonio	L	120-145	1-0	0-1	1-1	English-26	Gervin-27	9,487
3	11/4	HOUSTON	W	112-100	2-0	0-1	2-1	Vandeweghe-25	Leavell-29	7,368
4	11/6	@Seattle	W	109-105	2-0	1-1	3-1	English/Vandeweghe-24	Sikma/Walker-20	11,564
5	11/7	@Golden State	L	107-152	2-0	1-2	3-2	Vandeweghe-19	King-25	7,210
6	11/8	@Portland	L	116-120	2-0	1-3	3-3	English-32	Natt-30	12,888
7	11/10	PHOENIX	L	106-109	2-1	1-3	3-4	English-30	Adams-25	8,374
8	11/13	@Utah	L	124-131	2-1	1-4	3-5	Issel-32	Dantley-38	7,112
9	11/18	SAN DIEGO	W	133-128	3-1	1-4	4-5	English-30	Chambers-24	6,495
10	11/21	KANSAS CITY	W	128-121	4-1	1-4	5-5	English-33	Robinson-33	12,015
11	11/25	DALLAS	W	139-133	5-1	1-4	6-5	English-25	Aguirre-31	8533
12	11/27	@Kansas City	W	123-115	5-1	2-4	7-5	English-34	Robinson-24	7,117
13	11/28	UTAH	W	131-124*	6-1	2-4	8-5	English-28	Dantley-43	11,723
14	12/1	PORTLAND	L	113-121	6-2	2-4	8-6	Issel-34	Natt-30	6,791
15	12/3	@Phoenix	L	109-137	6-2	2-5	8-7	Issel-24	Nance-29	10,165
16	12/4	LOS ANGELES	L	117-126	6-3	2-5	8-8	English-29	Nixon-25	14,562
17	12/5	@Dallas	L	105-109	6-3	2-6	8-9	English-32	Aguirre-26	7,620
18	12/8	@New York	L	122-135	6-3	2-7	8-10	English-28	Lucas-25	9,299
19	12/9	@Philadelphia	L	109-137	6-3	2-8	8-11	Vandeweghe-24	Erving-27	10,896
20	12/11	@New Jersey	L	123-131	6-3	2-9	8-12	English/Vandeweghe-26	Williams-26	13,421
21	12/12	@Cleveland	W	120-115	6-3	3-9	9-12	Thompson-34	Carr-29	6,549
22	12/15	SEATTLE	L	120-126	6-4	3-9	9-13	Issel-28	Williams-33	8.967
23	12/17	ATLANTA	W	138-103	7-4	3-9	10-13	English-24	Drew-22	7,198
24	12/19	SAN ANTONIO	W	138-125	8-4	3-9	11-13	English-36	Gervin-35	7,371
25	12/22	@Houston	W	121-109	8-4	4-9	12-13	English-30	Hayes-20	9,579
26	12/23	DETROIT	L	119-124	8-5	4-9	12-14	English-28	Long-34	11,340
27	12/26	@Dallas	W	124-117	8-5	5-9	13-14	English-39	Vincent-33	9,580
28	12/29	BOSTON	W	128-123	9-5	5-9	14-14	English-32	Bird-27	17,668
29	12/30	@Kansas City	L	116-120	9-5	5-10	14-15	English-30	Drew-27	8,359
30	1/2	@San Antonio	L	133-148	9-5	5-11	14-16	Thompson-41	Gervin-38	9,263
31	1/3	@Milwaukee	W	128-122	9-5	6-11	15-16	English-38	Johnson-21	11,052
32	1/5	@Chicago	L	128-134	9-5	6-12	15-17	Issel-30	Theus-20	6,122
33	1/6	SAN DIEGO	W	136-114	10-5	6-12	16-17	Issel-24	Chambers-22	8,281
34	1/8	@Portland	W	124-121	10-5	7-12	17-17	English-35	Thompson-27	12,888
35	1/9	SEATTLE	L	110-125	10-6	7-12	17-18	Roche-24	Williams-39	9,636
36	1/12	KANSAS CITY	W	139-126	11-6	7-12	18-18	English-29	Grunfeld-24	9,849
37	1/13	@Golden State	L	128-143	11-6	7-13	18-19	Issel-31	King-39	7,682
38	1/15	DALLAS	W	128-113	12-6	7-13	19-19	Vandeweghe-24	Vincent-22	7,990
39	1/17	@San Diego	W	138-131	12-6	7-13	20-19	English-35	Taylor-32	5,281
40	1/19	LOS ANGELES	W	140-139	13-6	8-13	21-19	English-28	Three w/22	15,272
41	1/22	MILWAUKEE	L	125-131	13-7	8-13	21-20	English-33	Winters-40	12,315
42	1/23	@Houston	W	111-109	13-7	9-13	22-20	English-30	Malone-23	12,244
43	1/27	NEW JERSEY	W	130-116	14-7	9-13	23-20	Vandeweghe-29	Cook-20	11,103
44	2/2	NEW YORK	W	128-117	15-7	9-13	24-20	English-27	Richardson-26	10,906
45	2/4	@Indiana	L	114-131	15-7	9-14	24-21	Vandeweghe-27	Knight-19	7,134
46	2/5	@Boston	L	144-145	15-7	9-15	24-22	Vandeweghe-40	Bird-34	15,320
47	2/7	@Washington	W	124-115	15-7	10-15	25-22	English-31	Haywood-24	6,542
48	2/10	UTAH	L	148-151	15-8	10-15	25-23	Issel-37	Dantley-42	11,502
49	2/13	SAN DIEGO	W	146-129	16-8	10-15	26-23	Vandeweghe-27	Wiley-28	13,833
50	2/15	@Utah	W	145-134	16-8	11-15	27-23	Vandeweghe-24	Dantley-40	10,607
51	2/16	KANSAS CITY	W	119-106	17-8	11-15	28-23	English-24	Johnson-17	7,203
52	2/19	SAN ANTONIO	L	121-126	17-9	11-15	28-24	Vandeweghe-23	Mitchell-27	11,918
53	2/21	LOS ANGELES	L	131-132	17-10	11-15	28-25	English-34	E. Johnson-25	17,337
54	2/23	@Los Angeles	L	129-145	17-10	11-16	28-26	Issel/Vandeweghe-18	Wilkes-31	14,072
55	2/24	HOUSTON	L	110-120	17-11	11-16	28-27	Vandeweghe-34	Hayes-27	11,985
56	2/26	@Phoenix	L	122-131	17-11	11-17	28-28	Issel-35	Robinson-32	12,683
57	2/27	PHILADELPHIA	W	134-125	18-11	11-17	29-28	English-25	Toney-29	17,727
58	3/2	INDIANA	L	124-132*	18-12	11-17	29-29	Vandeweghe-35	Davis-25	10,147
59	3/5	WASHINGTON	W	127-126	19-12	11-17	30-29	Vandeweghe-23	Haywood-27	9,986
60	3/7	CLEVELAND	W	147-127	20-12	11-17	31-29	English-26	Robinson-29	9,889
61	3/9	@Atlanta	L	106-120	20-12	11-18	31-30	English-29	Roundfield-34	5,840
62	3/10	@Detroit	W	124-113	20-12	12-18	32-30	Issel-35	Thomas-25	4,162
63	3/12	@Houston	W	130-115	20-12	13-18	33-30	English-28	Malone-26	12,518
64	3/14	GOLDEN STATE	W	127-101	21-12	13-18	34-30	Vandeweghe-26	Free/Smith-20	12,228
65	3/16	UTAH	W	154-138	22-12	13-18	35-30	English-32	Dantley-36	8,895
66	3/17	@Phoenix	W	135-133*	22-12	14-18	36-30	Issel-39	Johnson-28	11,349
67	3/19	CHICAGO	W	130-120	23-12	14-18	37-30	English-29	Greenwood-20	10,979
68	3/24	SAN ANTONIO	W	129-115	24-12	14-18	38-30	English/Issel-25	Gervin-25	14,425
69	3/25	@San Diego	W	129-117	24-12	15-18	39-30	Vandeweghe-32	Brooks-29	3,755
70	3/27	PHOENIX	W	140-134**	25-12	15-18	40-30	English-29	Davis-23	15,222
71	3/30	SEATTLE	W	145-142*	26-12	15-18	41-30	Vandeweghe-35	Williams-32	15,419
72	3/31	@Dallas	W	120-119	26-12	16-18	42-30	English-27	Vincent-31	7,932
73	4/2	PORTLAND	W	127-121	27-12	16-18	43-30	Vandeweghe-27	Thompson-27	17,135
74	4/4	@Seattle	L	116-140	27-12	16-19	43-31	Issel-25	Sikma-29	32,403
75	4/6	@Portland	L	122-136	27-12	16-20	43-32	English/Issel-26	Natt-28	12,666
76	4/7	@Golden State	W	129-121	27-12	17-20	44-32	Issel-28	King-33	10,688
77	4/9	@Los Angeles	L	128-153	27-12	17-21	44-33	English/Gondrezick-20	Wilkes-25	16,433
78	4/10	@Utah	L	136-151	27-12	17-22	44-34	Issel-25	Dantley-53	6,919
79	4/13	@San Antonio	L	137-144	27-12	17-23	44-35	Issel-35	Gervin-39	14,973
80	4/14	HOUSTON	W	141-122	28-12	17-23	45-35	Thompson-26	Malone-27	17,103
81	4/16	@Kansas City	L	121-123	28-12	17-24	45-36	English-25	Johnson-21	6,013
82	4/17	DALLAS	W	130-124	29-12	17-24	46-36	English/Issel-32	Vincent-26	17,009

* Denotes number of overtime periods.

1982-83 ROSTER

NO.	PLAYER	POS	HT	WT	COLLEGE/YR	EXP
23	T.R. Dunn	G	6-4	192	Alabama '77	5
2	Alex English	F	6-7	190	South Carolina '76	6
22	Glen Gondrezick	F	6-6	218	UNLV '77	5
24	Bill Hanzlik	G	6-7	185	Notre Dame '80	2
34	Cedrick Hordges	F	6-8	220	South Carolina '80	2
44	Dan Issel	C	6-9	240	Kentucky '70	12
53	Rich Kelley	C	7-0	240	Stanford '75	7
7	Billy McKinney	G	6-1	170	Northwestern '77	4
43	James Ray	F	6-9	215	Jacksonville '80	2
25	Dave Robisch	C	6-10	240	Kansas '71	11
55	Kiki Vandeweghe	F	6-8	220	UCLA '80	2
21	Rob Williams	G	6-2	175	Houston '83	R

Head Coach: ..... Doug Moe (North Carolina '61)
Assistant Coach: ..... John Nillen (Regis '74)
Trainer: ..... Bob "Chopper" Travaglini

NUGGETS 1982-83 TEAM HIGHS & LOWS

	HIGH	LOW
Points	155 vs. Indiana, 12/28	90 @ Washington, 12/9
Field Goals Made	*57 vs. Golden State, 3/15	37 @ Washington, 12/9
Field Goals Attempted	117 @ Seattle, 1/11	*80 vs. New York, 1/22
Field Goal Percentage	(.606/57-94) @ Dallas, 1/14	(.384/38-99) @ Kansas City, 12/22
Three-Pointers Made	*3 vs. San Antonio, 12/16	*0 vs. Kansas City, 4/17
Three-Pointers Attempted	9 @ Utah, 4/12	*0 vs. Kansas City, 4/17
Three-Point Percentage	*(.600/3-5) vs. San Antonio, 12/16	*(.000/0-6) vs. Kansas City, 4/17
Free Throws Made	*45 vs. Kansas City, 1/4	7 @ Philadelphia, 2/16
Free Throws Attempted	60 vs. Kansas City, 1/4	9 @ Philadelphia, 2/16
Free Throw Percentage	(1.000/17-17) @ Seattle, 1/11	(.633/31-49) vs. Kansas City, 1/25
Total Rebounds	68 @ Utah, 4/12	29 @ Cleveland, 12/10
Offensive Rebounds	27 vs. Chicago, 12/3	5 @ Portland, 1/3
Defensive Rebounds	46 @ Dallas, 4/8	18 @ Philadelphia, 2/16
Assists	42 @ Seattle, 1/11	14 @ Kansas City, 1/5
Steals	*17 vs. Utah, 2/5	2 @ San Antonio, 11/23
Turnovers	29 @ San Diego, 1/8	*8 vs. Dallas, 11/30
Blocked Shots	12 vs. Chicago, 12/3	*0 vs. Seattle, 3/18
Fouls	36 @ San Antonio, 3/29	14 @ Washington, 12/9

OPPONENTS 1982-83 TEAM HIGHS & LOWS

	HIGH	LOW
Points	150 by Indiana, 12/28	93 by Houston, 1/19
Field Goals Made	67 @ Seattle, 3/18	36 by Houston, 1/19
Field Goals Attempted	*120 by Kansas City, 1/4	76 @ Philadelphia, 2/16
Field Goal Percentage	(.637/65-102) @ Dallas, 1/14	(.350/36-103) by Houston, 1/19
Three-Pointers Made	5 by Detroit, 3/25	*0 by Kansas City, 4/17
Three-Pointers Attempted	14 by San Antonio, 3/8	*0 by LA Lakers, 3/31
Three-Point Percentage	*(.600/3-5) @ Houston 12/2, Portland 3/4	*(.000/0-3) by Kansas City, 4/17
Free Throws Made	36 by Portland, 3/20	8 @ Washington, 12/9
Free Throws Attempted	54 by Philadelphia, 2/1	12 @ Washington, 12/9
Free Throw Percentage	(.944/17-18) by Dallas, 10/29	(.536/15-28) by Houston, 1/7
Total Rebounds	75 vs. Kansas City, 1/4	33 @ Portland, 3/4
Offensive Rebounds	37 by Kansas City, 1/4	5 @ Utah, 11/10
Defensive Rebounds	46 @ Kansas City, 12/22	23 by Golden State, 3/15
Assists	52 @ Seattle, 3/18	14 by Houston, 1/19
Steals	17 @ San Diego, 2/8	*3 @ Milwaukee, 12/15
Turnovers	33 by Chicago, 12/3	9 @ San Antonio, 11/23
Blocked Shots	17 by Utah, 2/5	*1 by Houston, 1/19
Fouls	46 by Indiana, 12/28	17 @ Utah, 3/9

* Indicates repeated mark, and is the last time it happened.

1982-83 GAME-BY-GAME RESULTS (45-37)

NO.	DATE	OPP.	W-L	SCORE	HM.	RD.	TOT.	DEN. HIGH SCORER	OPP. HIGH SCORER	ATTEND.
1	10/29	DALLAS	L	117-125	0-1	0-0	0-1	Vandeweghe-32	Blackman-26	12,099
2	10/31	PHOENIX	W	114-110	1-1	0-0	1-1	English-25	Lucas-19	8,893
3	11/3	LOS ANGELES	L	134-135*	1-2	0-0	1-2	Issel-26	Three w/22	14,807
4	11/4	@Los Angeles	L	108-131	1-2	0-1	1-3	English-22	Nixon-21	12,815
5	11/6	GOLDEN STATE	W	127-118	2-2	0-1	2-3	English-27	Smith-23	12,929
6	11/9	ATLANTA	L	105-106	2-3	0-1	2-4	English-30	Roundfield-27	10,551
7	11/10	@Utah	L	118-125	2-3	0-2	2-5	Issel-32	Dantley-43	8,314
8	11/12	PORTLAND	L	111-128	2-4	0-2	2-6	English-24	Natt-27	13,639
9	11/13	@Dallas	W	140-130	2-4	1-2	3-6	English-40	Aguirre-28	10,283
10	11/16	@San Diego	W	136-130	2-4	2-2	4-6	English-39	Chambers-29	3,039
11	11/18	@Phoenix	W	118-107	2-4	3-2	5-6	English-32	Johnson-27	9,640
12	11/21	@Los Angeles	L	129-143	2-4	3-3	5-7	English-45	Wilkes-29	17,505
13	11/23	@San Antonio	L	126-136	2-4	3-4	5-8	English-36	Banks-28	8,518
14	11/24	SAN ANTONIO	W	129-123	3-4	3-4	6-8	Issel-38	Gervin-34	13,011
15	11/26	@Seattle	L	106-127	3-4	3-5	6-9	English-24	Williams-20	15,070
16	11/27	SAN DIEGO	W	141-125	4-4	3-5	7-9	English-39	Cummings-25	10,813
17	11/30	DALLAS	L	129-140	4-5	3-5	7-10	English-34	Aguirre-37	8,799
18	12/3	CHICAGO	W	131-124	5-5	3-5	8-10	English-29	Woolridge/Theus-29	10,993
19	12/8	@Indiana	L	126-130	5-5	3-6	8-11	English-41	Kellogg-29	3,013
20	12/9	@Washington	L	90-98	5-5	3-7	8-12	English/Issel-24	Ruland-23	5,684
21	12/10	@Cleveland	W	117-107	5-5	4-7	9-12	English-27	Wedman/Hubbard-21	1,997
22	12/12	@Boston	L	112-126	5-5	4-8	9-13	Issel-25	Bird-26	15,320
23	12/15	@Milwaukee	W	113-98	5-5	5-8	10-13	English-33	Johnson-25	9,085
24	12/16	SAN ANTONIO	L	108-120	5-6	5-8	10-14	Issel-30	Moore-29	10,815
25	12/18	NEW JERSEY	L	114-123	5-7	5-8	10-15	Vandeweghe-37	O'Koren-23	13,121
26	12/22	@Kansas City	L	102-146	5-7	5-9	10-16	Vandeweghe-28	Loder-25	6,439
27	12/23	@Detroit	W	135-127	5-7	6-9	11-16	English-43	Thomas-28	12,218
28	12/27	GOLDEN STATE	W	130-128	6-7	6-9	12-16	English-41	Richardson-31	7,730
29	12/28	INDIANA	W	155-150*	7-7	6-9	13-16	English-37	Knight-23	7,038
30	12/30	BOSTON	L	132-145	7-8	6-9	13-17	Vandeweghe-40	Maxwell-27	16,474
31	1/1	PHOENIX	W	127-125	8-8	6-9	14-17	Vandeweghe-49	Nance-26	7,814
32	1/2	@Portland	L	102-122	8-8	6-10	14-18	Vandeweghe-30	Paxson-31	12,888
33	1/4	KANSAS CITY	W	137-121	9-8	6-10	15-18	English-36	Williams-26	7,989
34	1/5	@Kansas City	L	118-138	9-8	6-11	15-19	English-34	Woodson-26	7,222
35	1/7	HOUSTON	W	125-97	10-8	6-11	16-19	Vandeweghe-28	Bailey-23	9,122
36	1/8	@San Diego	L	120-122	10-8	6-12	16-20	English-33	Hollins-25	3,715
37	1/11	@Seattle	W	131-119	10-8	7-12	17-20	Vandeweghe-35	Donaldson-25	10,054
38	1/12	UTAH	W	126-118	11-8	7-12	18-20	Vandeweghe-30	Griffith-22	8,817
39	1/14	@Dallas	L	139-149	11-8	7-13	18-21	English-34	Blackman-31	11,015
40	1/15	@Houston	W	131-111	11-8	8-13	19-21	English-39	Leavell-32	7,260
41	1/18	@San Antonio	L	124-143	11-8	8-14	19-22	Vandeweghe-29	Banks-30	8,424
42	1/19	HOUSTON	W	130-93	12-8	8-14	20-22	English-23	Bryant-13	9,417
43	1/21	@Golden State	L	121-136	12-8	8-15	20-23	Vandeweghe-35	Carroll-39	9,351
44	1/22	NEW YORK	L	98-102	12-9	8-15	20-24	Vandeweghe-28	Orr-28	12,075
45	1/25	KANSAS CITY	W	119-112	13-9	8-15	21-24	English-32	Drew-22	8,133
46	1/28	PORTLAND	W	118-109	14-9	8-15	22-24	English-35	Natt-26	11,736
47	2/1	PHILADELPHIA	L	124-133	14-10	8-15	22-25	Vandeweghe-36	Toney-35	17,498
48	2/2	@Houston	L	128-135	14-10	8-16	22-26	Vandeweghe-29	Leavell-42	7,141
49	2/3	@Atlanta	W	126-112	14-10	9-16	23-26	English-36	Roundfield-29	4,534
50	2/5	UTAH	W	143-136	15-10	9-16	24-26	English-36	Drew-30	9,133
51	2/8	@San Diego	L	98-125	15-10	9-17	24-27	Vandeweghe-27	Cummings-31	3,341
52	2/9	SEATTLE	W	134-125	16-10	9-17	25-27	Vandeweghe-37	Radford-22	12,847
53	2/16	@Philadelphia	L	95-116	16-10	9-18	25-28	Vandeweghe-16	Malone-21	13,216
54	2/17	@New Jersey	W	117-108	16-10	10-18	26-28	English-33	King-25	12,037
55	2/19	@New York	L	117-108	16-10	10-19	26-29	English-39	Cartwright-24	10,068
56	2/22	@Chicago	L	133-144	16-10	10-20	26-30	Vandeweghe-37	Woolridge-31	5,754
57	2/24	SEATTLE	W	138-129	17-10	10-20	27-30	Issel-30	Williams-27	15,748
58	2/26	WASHINGTON	W	125-111	18-10	10-20	28-30	English-34	Ballard-29	15,035
59	2/27	@Los Angeles	W	135-120	18-10	11-20	29-30	Vandeweghe-35	E. Johnson-28	17,505
60	3/1	CLEVELAND	W	132-121	19-10	11-20	30-30	English-31	Free-25	10,492
61	3/2	@Golden State	W	128-108	19-10	12-20	31-30	Vandeweghe-33	Carroll-22	6,508
62	3/4	@Portland	W	142-138	19-10	13-20	32-30	English-35	Natt-33	12,888
63	3/5	MILWAUKEE	W	126-120	20-10	13-20	33-30	Vandeweghe-36	Ford-21	17,065
64	3/8	SAN ANTONIO	W	129-118	21-10	13-20	34-30	English-28	Mitchell-21	15,033
65	3/9	@Utah	W	129-109	21-10	14-20	35-30	English-32	Griffith-34	10,075
66	3/13	UTAH	W	130-117	22-10	14-20	36-30	English-30	Three w/16	13,188
67	3/15	GOLDEN STATE	W	139-115	23-10	14-20	37-30	Vandeweghe-32	Lloyd-30	12,558
68	3/18	@Seattle	L	117-147	23-10	14-21	37-31	Vandeweghe-31	Kelser-30	14,268
69	3/20	PORTLAND	L	106-118	23-11	14-21	37-32	Issel-26	Paxson-29	13,710
70	3/22	PHOENIX	W	130-117	24-11	14-21	38-32	Vandeweghe-29	Davis-27	10,588
71	3/25	DETROIT	W	131-120	25-11	14-21	39-32	English-29	Thomas-44	14,009
72	3/26	@Phoenix	L	110-124	25-11	14-22	39-33	Vandeweghe-32	Johnson-25	13,143
73	3/29	@San Antonio	L	129-136	25-11	14-23	39-34	Vandeweghe-33	Gilmore-32	12,477
74	3/31	LOS ANGELES	L	116-122	25-12	14-23	39-35	English-30	Jabbar-25	17,310
75	4/2	SAN DIEGO	W	107-99	26-12	14-23	40-35	Vandeweghe-26	Brooks-30	12,011
76	4/6	@Kansas City	L	113-130	26-12	14-24	40-36	Vandeweghe-26	E. Johnson-26	7,130
77	4/8	@Dallas	W	132-115	26-12	15-24	41-36	English-29	Ransey-19	10,878
78	4/9	@Houston	W	123-105	26-12	16-24	42-36	Vandeweghe-32	Leavell-20	6,237
79	4/12	@Utah	L	116-125	26-12	16-25	42-37	Vandeweghe-34	Griffith-30	10,195
80	4/13	HOUSTON	W	131-112	27-12	16-25	43-37	Vandeweghe-28	Teagle-18	10,609
81	4/15	DALLAS	W	137-126	28-12	16-25	44-37	Vandeweghe-35	Aguirre-31	15,039
82	4/17	KANSAS CITY	W	125-116	29-12	16-25	45-37	English/Issel-31	Drew-32	17,619

* Denotes number of overtime periods.

1983-84 ROSTER

NO.	PLAYER	POS	HT	WT	COLLEGE/YR	EXP
32	Howard Carter	G	6-5	213	LSU '83	R
23	T.R. Dunn	G	6-4	193	Alabama '77	6
2	Alex English	F	6-7	190	South Carolina '76	7
5	Mike Evans	G	6-1	170	Kansas St. '78	4
22	Glen Gondrezick	F	6-6	218	UNLV '77	6
24	Bill Hanzlik	G	6-7	185	Notre Dame '80	3
44	Dan Issel	C	6-9	240	Kentucky '70	13
7	Billy McKinney	G	6-0	170	Northwestern '77	5
43	James Ray	F	6-9	215	Jacksonville '80	3
25	Dave Robisch	C	6-10	240	Kansas '71	12
34	Danny Schayes	C	6-11	245	Syracuse '81	2
55	Kiki Vandeweghe	F	6-8	220	UCLA '80	3
21	Rob Williams	G	6-2	175	Houston '83	1

Head Coach: ..... Doug Moe (North Carolina '61)
Assistant Coach: ..... Bill Ficke
Trainer: ..... Bob "Chopper" Travaglini

NUGGETS 1983-84 TEAM HIGHS & LOWS

	HIGH	LOW
Points	184 vs. Detroit, 12/13	90 @ Boston, 12/9
Field Goals Made	68 vs. Detroit, 12/13	35 @ Dallas, 3/24
Field Goals Attempted	125 vs. San Antonio, 1/11	75 @ Dallas, 3/24
Field Goal Percentage	(.615/59-96) vs. Kansas City, 2/25	(.413/45-109) vs. Utah, 4/10
Three-Pointers Made	*5 vs. LA Lakers, 1/13	*0 @ Houston, 4/11
Three-Pointers Attempted	12 vs. Boston, 11/15	*0 vs. San Diego, 4/1
Three-Point Percentage	*(.667/4-6) @ Houston, 3/27	*(.000/0-1) @ Houston, 4/11
Free Throws Made	51 @ San Diego, 10/29	12 @ Boston, 12/9
Free Throws Attempted	58 vs. Houston, 3/21	16 vs. Dallas, 2/8
Free Throw Percentage	(1.000/18-18) vs. Seattle, 1/3	(.667/12-18) @ Boston, 12/9
Total Rebounds	57 @ Utah, 11/25	26 @ Portland, 11/22
Offensive Rebounds	26 @ Seattle, 2/19	*7 @ Cleveland, 3/16
Defensive Rebounds	43 @ Indiana, 1/25	17 @ Portland, 11/22
Assists	46 vs. Detroit, 12/13	15 @ Dallas, 3/24
Steals	15 vs. LA Lakers, 11/8	*4 vs. Chicago, 3/18
Turnovers	28 @ Portland, 2/10	*8 @ LA Lakers, 12/27
Blocked Shots	12 vs. Atlanta, 2/16	*0 @ LA Lakers, 12/27
Fouls	44 @ Phoenix, 12/26	*20 @ Cleveland, 3/16

OPPONENTS 1983-84 TEAM HIGHS & LOWS

	HIGH	LOW
Points	186 by Detroit, 12/13	89 by Philadelphia, 12/29
Field Goals Made	74 by Detroit, 12/13	30 by Philadelphia, 12/29
Field Goals Attempted	136 by Detroit, 12/13	77 by Kansas City, 1/20
Field Goal Percentage	(.665/55-84) @ Phoenix, 12/26	(.361/30-83) by Philadelphia, 12/29
Three-Pointers Made	*5 by Golden State, 4/5	*0 @ San Antonio, 4/15
Three-Pointers Attempted	12 by Kansas City, 3/23	*0 @ Golden State, 2/28
Three-Point Percentage	*(.800/4-5) by San Antonio, 1/11	*(.000/0-1) @ San Antonio, 4/15
Free Throws Made	46 @ Phoenix, 12/26	12 @ Dallas, 3/24
Free Throws Attempted	66 @ Utah, 12/23	14 @ Dallas, 3/24
Free Throw Percentage	(.917/33-36) by LA Lakers, 11/8	(.571/12-21) @ Atlanta, 11/29
Total Rebounds	66 @ Atlanta, 11/29	30 by Kansas City, 2/25
Offensive Rebounds	*26 vs. San Antonio, 3/30	6 @ Seattle, 2/19
Defensive Rebounds	45 @ San Antonio, 11/12	19 by Kansas City, 2/25
Assists	50 @ San Antonio, 4/15	13 by Philadelphia, 12/29
Steals	19 by Detroit, 12/13	2 @ Dallas, 1/15
Turnovers	32 @ Phoenix, 12/26	7 vs. Utah, 10/28
Blocked Shots	14 @ San Antonio, 1/18	0 @ Cleveland, 3/16
Fouls	44 by Detroit, 12/13	15 @ Boston, 12/9

* Indicates repeated mark, and is the last time it happened.

1983-84 GAME-BY-GAME RESULTS (38-44)

NO.	DATE	OPP.	W-L	SCORE	HM.	RD.	TOT.	DEN. HIGH SCORER	OPP. HIGH SCORER	ATTEND.
1	10/28	UTAH	W	139-125	1-0	0-0	1-0	Vandeweghe-37	Dantley-40	10,439
2	10/29	@San Diego	L	128-141	1-0	0-1	1-1	English-29	Cummings-25	5,705
3	11/1	DALLAS	L	124-130	1-1	0-1	1-2	Vandeweghe-28	Aguirre-39	7,864
4	11/3	@Kansas City	W	131-128	1-1	1-1	2-2	Vandeweghe-39	Johnson-31	6,035
5	11/5	SAN DIEGO	W	127-121	2-1	1-1	3-2	Vandeweghe-29	Cummings-25	11,814
6	11/8	LOS ANGELES	L	124-133	2-2	1-1	3-3	Vandeweghe-25	Johnson-29	10,105
7	11/12	@San Antonio	L	107-126	2-2	1-2	3-4	Vandeweghe-25	Banks/Edmon-22	8,258
8	11/15	BOSTON	L	124-140	2-3	1-2	3-5	Vandeweghe-38	Bird-28	13,908
9	11/17	@Golden State	W	131-120	2-3	2-2	4-5	English/Vandweghe-30	Carroll-26	6,104
10	11/18	HOUSTON	W	134-127	3-3	2-2	5-5	Vandeweghe-32	Sampson-22	9,886
11	11/19	MILWAUKEE	W	133-126	4-3	2-2	6-5	English-32	Moncrief-43	10,852
12	11/22	@Portland	L	116-156	4-3	2-3	6-6	Vandeweghe-26	Lever-22	12,888
13	11/23	SAN DIEGO	W	133-114	5-3	2-3	7-6	Vandeweghe-33	Nixon-22	8,889
14	11/25	@Utah	L	124-126	5-3	2-4	7-7	Issel-34	Dantley-47	8,759
15	11/26	PHOENIX	W	107-104	6-3	2-4	8-7	Vandeweghe-35	Davis-30	6,500
16	11/29	@Atlanta	W	105-96	6-3	3-4	9-7	English-26	Wilkins-38	4,868
17	11/30	@Milwaukee	L	122-139	6-3	3-5	9-8	Vandeweghe-26	Moncrief-25	9,526
18	12/3	SEATTLE	W	121-111	7-3	3-5	10-8	English/Vandweghe-28	Williams-20	9,881
19	12/6	@New York	W	117-112	7-3	4-5	11-8	Vandeweghe-33	King-24	9,054
20	12/7	@Philadelphia	L	128-133	7-3	4-6	11-9	Vandeweghe-33	Malone-30	13,652
21	12/9	@Boston	L	90-119	7-3	4-7	11-10	Anderson-16	McHale-21	13,374
22	12/11	@New Jersey	L	130-141	7-3	4-8	11-11	Vandeweghe-37	King-30	9,549
23	12/13	DETROIT	L	184-186***	7-4	4-8	11-12	Vandeweghe-51	Thomas-47	9,655
24	12/16	PORTLAND	L	115-119	7-5	4-8	11-13	Vandeweghe-32	Natt/Paxson-22	9,756
25	12/18	NEW JERSEY	W	122-118	8-5	4-8	12-13	Vandeweghe-33	Birdsong-23	7,789
26	12/20	@Kansas City	L	114-131	8-5	4-9	12-14	Issel-24	John./Wood.-24	4,751
27	12/22	INDIANA	L	132-133	8-6	4-9	12-15	English-34	McKenna-21	11,756
28	12/23	@Utah	L	116-118	8-6	4-10	12-16	English-20	Dantley-27	7,559
29	12/26	@Phoenix	L	133-140*	8-6	4-11	12-17	Issel-27	Davis-40	12,104
30	12/27	@Los Angeles	L	116-118	8-6	4-12	12-18	Vandeweghe-34	Wilkes-24	15,512
31	12/29	PHILADELPHIA	W	101-89	9-6	4-12	13-18	Issel-28	Malone/Toney-20	16,962
32	12/30	UTAH	W	135-130	10-6	4-12	14-18	Issel-31	Dantley-32	11,882
33	1/3	SEATTLE	L	109-110	10-7	4-12	14-19	Vandeweghe-41	Williams-30	8,802
34	1/6	@Portland	L	129-144	10-7	4-13	14-20	Evans-31	Paxson-32	12,888
35	1/7	DALLAS	W	141-117	11-7	4-13	15-20	English-28	Aguirre-31	11,865
36	1/11	SAN ANTONIO	W	163-155	12-7	4-13	16-20	Vandeweghe-50	Gervin-38	9,429
37	1/13	LOS ANGELES	L	131-141	12-8	4-13	16-21	Vandeweghe-35	Wilkes-31	13,957
38	1/15	@Dallas	L	107-126	12-8	4-14	16-22	Vandeweghe-24	Aguirre-25	16,039
39	1/17	@Houston	L	115-124	12-8	4-15	16-23	English/Issel-30	Sampson-27	9,174
40	1/18	@San Antonio	L	127-148	12-8	4-16	16-24	Carter-25	Gervin-37	8,679
41	1/20	KANSAS CITY	W	116-114	13-8	4-16	17-24	Vandeweghe-42	Johnson-32	10,997
42	1/21	GOLDEN STATE	W	126-115	14-8	4-16	18-24	Vandeweghe-38	Short-29	10,885
43	1/25	@Indiana	L	112-117	14-8	4-17	18-25	Vandeweghe-21	Johnson-27	8,315
44	1/26	@Chicago	W	126-125	14-8	5-17	19-25	Issel-37	Greenwood-32	4,913
45	2/1	LOS ANGELES	L	108-116	14-9	5-17	19-26	English-37	Scott-32	14,009
46	2/3	@Dallas	W	114-111	14-9	6-17	20-26	Vandeweghe-34	Aguirre-28	15,292
47	2/4	@Kansas City	L	100-107	14-9	6-18	20-27	Vandeweghe-30	Knight-30	9,053
48	2/7	@Seattle	L	105-115	14-9	6-19	20-28	Vandeweghe-25	Williams-25	8,070
49	2/8	DALLAS	L	114-120	14-10	6-19	20-29	Vandeweghe-41	Blackman-27	8,441
50	2/10	@Portland	L	117-123	14-10	6-20	20-30	Edmonson-30	Paxson-22	12,888
51	2/11	NEW YORK	L	112-138	14-11	6-20	20-31	Vandeweghe-31	King-25	14,983
52	2/14	WASHINGTON	L	96-108	14-12	6-20	20-32	English-33	Ball/Ruland-20	7,962
53	2/16	ATLANTA	W	117-102	15-12	6-20	21-32	English-36	Wilkins-32	9,106
54	2/17	@Los Angeles	W	141-138	15-12	7-20	22-32	English-35	Abdul-Jabbar/Johnson-33	15,230
55	2/19	@Seattle	L	120-132	15-12	7-21	22-33	English-29	Chambers-34	9,411
56	2/21	@Golden State	L	133-135	15-12	7-22	22-34	Vandeweghe-34	Johnson-40	6,537
57	2/22	SAN ANTONIO	W	127-121	16-12	7-22	23-34	Issel-36	Brewer-22	11,816
58	2/24	@Phoenix	W	117-100	16-12	8-22	24-34	English-37	Nance-21	12,393
59	2/25	KANSAS CITY	W	148-136	17-12	8-22	25-34	English-41	Johnson-33	13,808
60	2/28	@Golden State	L	137-140*	17-12	8-23	25-35	English-34	Short-30	6,537
61	3/1	CLEVELAND	W	119-113	18-12	8-23	26-35	Vandeweghe-34	Huston-23	10,003
62	3/3	UTAH	W	131-122	19-12	8-23	27-35	English-44	Dantley-36	10,808
63	3/6	HOUSTON	W	130-128	20-12	8-23	28-35	Vandeweghe-45	Sampson-33	14,879
64	3/9	@San Diego	L	126-134	20-12	8-24	28-36	Vandeweghe-39	Cummings-28	4,813
65	3/11	PORTLAND	W	149-123	21-12	8-24	29-36	Vandeweghe-36	Natt-29	11,003
66	3/13	@Washington	L	103-108	21-12	8-25	29-37	Vandeweghe-27	Ruland-25	5,325
67	3/14	@Detroit	W	125-121	21-12	9-25	30-37	English-37	Thomas-24	13,552
68	3/16	@Cleveland	W	118-102	21-12	10-25	31-37	English/Vandeweghe-29	Robinson-24	4,682
69	3/18	CHICAGO	W	107-104	22-12	10-25	32-37	Vandeweghe-30	Dailey-19	11,099
70	3/20	@Phoenix	L	120-146	22-12	10-26	32-38	English-38	Lucas-23	10,389
71	3/21	HOUSTON	W	134-125	23-12	10-26	33-38	Issel/Vandweghe-30	McCray-28	11,560
72	3/23	KANSAS CITY	W	126-116	24-12	10-26	34-38	Vandeweghe-31	Johnson-26	11,952
73	3/24	@Dallas	L	101-119	24-12	10-27	34-39	English-31	Aguirre-46	17,007
74	3/27	@Houston	L	137-140	24-12	10-28	34-40	Vandeweghe-33	Lloyd-31	7,812
75	3/30	SAN ANTONIO	W	145-136	25-12	10-28	35-40	English-39	Mitchell-33	13,329
76	4/1	SAN DIEGO	W	129-103	26-12	10-28	36-40	Vandeweghe-25	Smith-23	12,848
77	4/3	SEATTLE	W	124-113	27-12	10-28	37-40	Vandeweghe-42	Williams-34	11,828
78	4/5	GOLDEN STATE	L	124-128	27-13	10-28	37-41	English-34	Short-32	13,880
79	4/8	PHOENIX	L	121-126	27-14	10-28	37-42	Vandeweghe-43	Davis-24	15,108
80	4/10	vs.Utah @Las Vegas	L	120-135	27-14	10-29	37-43	Vandeweghe-35	Green-45	7,357
81	4/11	@Houston	W	130-110	27-14	11-29	38-43	Vandeweghe-36	McCray-21	7,554
82	4/15	@San Antonio	L	154-157	27-14	11-30	38-44	English/Vandweghe-30	Paxson-25	6,267

* Denotes number of overtime periods $ McNichols Arena sellout

1984-85 ROSTER

NO.	PLAYER	POS	HT	WT	COLLEGE/YR	EXP
42	Wayne Cooper	C	6-10	220	New Orleans '78	6
23	T.R. Dunn	G	6-4	192	Alabama '77	7
2	Alex English	F	6-7	190	South Carolina '76	8
5	Mike Evans	G	6-1	170	Kansas St. '78	5
24	Bill Hanzlik	F	6-7	185	Notre Dame '80	4
44	Dan Issel	F/C	6-9	240	Kentucky '70	14
12	Fat Lever	G	6-3	175	Arizona St. '82	2
33	Calvin Natt	F	6-6	220	NE Louisiana '79	5
34	Danny Schayes	C	6-11	245	Syracuse '81	3
20	Elston Turner	G	6-5	200	Mississippi '81	3
10	Willie White	G	6-3	205	Tenn-Chattanooga '84	R
21	Rob Williams	G	6-2	175	Houston '83	2

Head Coach: ..... Doug Moe (North Carolina '61)
Assistant Coach: ..... Allan Bristow (Virginia Tech '71)
Trainer: ..... Bob "Chopper" Travaglini

NUGGETS 1984-85 TEAM HIGHS & LOWS

	HIGH	LOW
Points	147 vs. Utah, 11/10	97 @ Utah, 11/30
Field Goals Made	64 @ LA Lakers, 11/6	32 vs. LA Lakers, 4/2
Field Goals Attempted	119 vs. Houston (2OT), 3/5	81 @ San Antonio, 12/12
Field Goal Percentage	(.625/60-96) vs. Utah, 11/10	(.385/37-96) L.A. Lakers, 4/2
Three-Pointers Made	*5 @ Dallas, 3/15	0 many times
Three-Pointers Attempted	11 @ Seattle, 2/22	0 many times
Three-Point Percentage	(.714/5-7), @ Dallas, 3/15	(.000) many times
Free Throws Made	46 vs. San Antonio, 12/26	7 @ LA Clippers, 11/5
Free Throws Attempted	54 vs. San Antonio, 12/26	14 @ LA Clippers, 11/5
Free Throw Percentage	(.926/25-27) Houston, 1/2	(.500/7-14) @ LA Clippers, 11/5
Total Rebounds	62 vs. Houston, 11/16	28 @ Houston, 12/22
Offensive Rebounds	33 @ Atlanta, 2/26	7 @ Seattle, 12/29
Defensive Rebounds	43 vs. Utah, 3/26	14 @ Chicago, 1/14
Assists	44 @ LA Lakers, 11/6	13 @ Houston, 12/22
Steals	19 vs. Indiana, 3/9	3 vs. Dallas, 3/18
Turnovers	33 @ Utah, 1/4	9 vs. LA Lakers, 12/28
Blocked Shots	12 vs. San Antonio, 4/5	*1 @ Portland, 1/19
Fouls	37 @ Utah, 1/4	*18 @ Portland, 3/30

OPPONENTS 1984-85 TEAM HIGHS & LOWS

	HIGH	LOW
Points	*148 @ LA Lakers, 4/9	89 by Utah, 3/26
Field Goals Made	64 by Detroit, 12/19	35 by New York, 1/9
Field Goals Attempted	112 @ Houston (2OT), 2/2	72 @ Portland, 4/14
Field Goal Percentage	(.671/47-70) @ Chicago, 1/14	(.398/37-93) @ Utah, 1/28
Three-Pointers Made	5 @ L.A. Lakers, 4/9	0 many times
Three-Pointers Attempted	*9 @ Dallas, 3/15	0 many times
Three-Point Percentage	*(.800/4-5) by Wash., 1/18	(.000) many times
Free Throws Made	37 by Kansas City, 12/14	11 by Utah, 3/26
Free Throws Attempted	*46 by Kansas City, 12/14	14 by Utah, 3/26
Free Throw Percentage	(.909/30-33) by Dallas, 3/18	(.576/19-33) by Indiana, 3/9
Total Rebounds	69 by Houston (2OT), 3/5	*33 by Dallas, 1/31
Offensive Rebounds	25 by Houston (2OT), 3/5	6 by Utah, 12/1
Defensive Rebounds	44 by Houston (2OT), 3/5	19 by Dallas, 1/31
Assists	43 @ L.A. Lakers, 4/9	14 by Dallas, 12/21
Steals	*15 by Houston (2OT), 3/5	2 @ L.A. Clippers, 11/5
Turnovers	33 by Phoenix, 11/13	9 @ Dallas, 3/15
Blocked Shots	20 by Houston, 11/16	0 @ Seattle, 12/29
Fouls	36 by Chicago, 11/1	15 by L.A. Clippers, 1/5

* Indicates repeated mark, and is the last time it happened.

1984-85 GAME-BY-GAME RESULTS (52-30)

NO.	DATE	OPP.	W-L	SCORE	HM.	RD.	TOT.	DEN. HIGH SCORER	OPP. HIGH SCORER	ATTEND.
1	10/27	GOLDEN STATE	W	125-121	1-0	0-0	1-0	English-29	Short-35	8,256
2	10/30	@San Antonio	L	118-126	1-0	0-1	1-1	English-27	Moore/Gervin-18	6,677
3	11/1	CHICAGO	W	129-113	2-0	0-1	2-1	Natt-31	Dailey-26	9,413
4	11/3	@Kansas City	W	128-114	2-0	1-1	3-1	Natt-34	Drew/Thorpe-23	6,440
5	11/5	@LA Clippers	L	107-104	2-0	1-2	3-2	English-33	Nixon-21	6,474
6	11/6	@LA Lakers	W	146-130	2-0	2-2	4-2	English-28	Johnson-19	11,272
7	11/8	PORTLAND	W	128-125	3-0	2-2	5-2	English-45	Thompson-32	8,745
8	11/10	UTAH	W	147-135	4-0	2-2	6-2	English-44	Green-23	9,719
9	11/13	PHOENIX	W	122-110	5-0	2-2	7-2	English-38	Adams-19	6,702
10	11/16	HOUSTON	W	119-102	6-0	2-2	8-2	English-32	Sampson-23	18,557$
11	11/20	@Seattle	W	124-114	6-0	3-2	9-2	English-25	Chambers-21	5,386
12	11/21	@LA Clippers	W	112-106	6-0	4-2	10-2	Natt-32	Johnson-29	6,440
13	11/24	PHILADELPHIA	W	114-100	7-0	4-2	11-2	English-31	Malone-24	17,022
14	11/27	LA CLIPPERS	W	139-110	8-0	4-2	12-2	English-28	Warrick-18	6,715
15	11/30	@Utah	L	97-116	8-0	4-3	12-3	Issel-24	Griffith-24	8,326
16	12/1	UTAH	W	118-111	9-0	4-3	13-3	Natt-28	Griffith-27	8,868
17	12/4	@New York	L	98-100	9-0	4-4	13-4	English-19	Cummings-21	8,487
18	12/5	@Boston	L	107-123	9-0	4-5	13-5	Natt/Lever-25	Parish-25	14,890
19	12/7	@Detroit	L	115-122	9-0	4-6	13-6	English-32	Thomas-27	11,427
20	12/8	@Cleveland	W	114-108	9-0	5-6	14-6	Natt-31	Davis-23	3,943
21	12/11	PORTLAND	W	123-122	10-0	5-6	15-6	English-32	Vandeweghe/Thompson-28	8,256
22	12/12	@San Antonio	L	105-126	10-0	5-7	15-7	Natt-28	Gilmore-23	7,077
23	12/14	KANSAS CITY	L	117-123	10-1	5-7	15-8	Natt-32	Johnson-32	6,497
24	12/16	SEATTLE	L	101-122	10-2	5-7	15-9	English-32	Chambers-27	6,106
25	12/18	@Golden State	W	126-122*	10-2	6-7	16-9	English-29	Short-38	5,309
26	12/19	DETROIT	L	129-148	10-3	6-7	16-10	Cooper-20	Long-26	10,714
27	12/21	DALLAS	W	116-93	11-3	6-7	17-10	Natt-24	Aguirre-19	7,513
28	12/22	@Houston	L	107-125	11-3	6-8	17-11	English-24	Sampson-24	13,265
29	12/26	SAN ANTONIO	W	130-119	12-3	6-8	18-11	English-31	Gervin-33	7,673
30	12/28	LA LAKERS	L	123-135	12-4	6-8	18-12	English-31	Abdul-Jabbar-33	17,022$
31	12/29	@Seattle	W	115-108	12-4	7-8	19-12	English-33	Chambers-34	8,083
32	1/2	HOUSTON	L	111-113	12-5	7-8	19-13	English-33	Sampson-29	10,747
33	1/4	@Utah	L	108-118	12-5	7-9	19-14	Natt-32	Griffith-24	8,873
34	1/5	LA CLIPPERS	L	115-127	12-6	7-9	19-15	Natt/Evans-23	Smith-26	7,880
35	1/8	@LA Lakers	W	126-124	12-6	8-9	20-15	English-41	Abdul-Jabbar-35	13,024
36	1/9	NEW YORK	W	100-95	13-6	8-9	21-15	English-29	Cummings-20	8,219
37	1/11	KANSAS CITY	W	143-121	14-6	8-9	22-15	English-26	Theus-25	7,410
38	1/13	@Milwaukee	L	116-140	14-6	8-10	22-16	English-24	Three w/21	10,995
39	1/14	@Chicago	L	113-122	14-6	8-11	22-17	English-25	Jordan-35	8,922
40	1/16	GOLDEN STATE	W	115-107	15-6	8-11	23-17	Natt-27	Short-27	7,235
41	1/18	WASHINGTON	W	108-106	16-6	8-11	24-17	English/Lever-24	Mahorn-25	9,764
42	1/19	@Portland	W	123-120	16-6	9-11	25-17	Natt-31	Vandeweghe-27	12,888
43	1/24	NEW JERSEY	W	119-110	17-6	9-11	26-17	English-31	Williams-30	7,452
44	1/26	CLEVELAND	W	144-127	18-6	9-11	27-17	English-26	Poquette-22	10,840
45	1/28	@Utah	W	104-100	18-6	10-11	28-17	English-28	Dantley-28	8,578
46	1/29	PHOENIX	W	128-100	19-6	10-11	29-17	English-27	Nance-22	8,228
47	1/31	DALLAS	W	121-110	20-6	10-11	30-17	English-40	Blackman-28	8,160
48	2/2	@Houston	L	128-131**	20-6	10-12	30-18	English-36	Sampson-37	16,016
49	2/3	@Dallas	L	106-114	20-6	10-13	30-19	English-20	Vincent-24	16,828
50	2/5	@Phoenix	L	103-108	20-6	10-14	30-20	English-31	Nance-24	12,554
51	2/6	SEATTLE	W	120-101	21-6	10-14	31-20	English-35	Chambers-22	8,256
52	2/12	ATLANTA	W	131-107	22-6	10-14	32-20	Natt-29	Wilkins/Willis-18	7,552
53	2/14	@Kansas City	W	138-123	22-6	11-14	33-20	English-33	Drew/Theus-20	6,256
54	2/15	SAN ANTONIO	W	129-119	23-6	11-14	34-20	English-39	Gervin-39	13,661
55	2/20	BOSTON	W	131-129	24-6	11-14	35-20	English-38	Bird-40	17,022$
56	2/22	@Seattle	L	123-133	24-6	11-15	35-21	Natt-16	Chambers-29	8,102
57	2/24	PHOENIX	W	117-107	25-6	11-15	36-21	English-32	Adams-22	15,987
58	2/26	@Atlanta	W	106-94	25-6	12-15	37-21	English-33	Wilkins-21	5,374
59	2/27	@Washington	W	124-111	25-6	13-15	38-21	English-22	Malone-30	5,048
60	3/1	@Dallas	W	141-140*	25-6	14-15	39-21	Evans-38	Aguirre-46	17,007
61	3/2	MILWAUKEE	W	123-122	26-6	14-15	40-21	English-35	Cummings-33	17,022$
62	3/5	HOUSTON	W	133-131**	27-6	14-15	41-21	English-39	Sampson-30	17,022$
63	3/7	@Kansas City	L	140-142	27-6	14-16	41-22	Natt-36	Drew-30	3,575
64	3/9	INDIANA	W	126-116	28-6	14-16	42-22	English-23	Williams-22	15,083
65	3/12	@Houston	L	129-131	28-6	14-17	42-23	English-34	Olajuwon-36	16,016
66	3/15	@Dallas	L	108-127	28-6	14-18	42-24	Evans-16	Aguirre-22	17,077
67	3/17	@San Antonio	L	119-124	28-6	14-19	42-25	Issel-27	Moore/Gervin-23	8,672
68	3/18	DALLAS	W	113-111	29-6	14-19	43-25	Natt-29	Aguirre-30	12,966
69	3/20	@Indiana	W	123-119	29-6	15-19	44-25	Natt-27	Kellogg-26	6,614
70	3/22	@New Jersey	W	123-111	29-6	16-19	45-25	English-24	Williams-27	12,529
71	3/24	@Philadelphia	L	103-124	29-6	16-20	45-26	English-26	Toney-28	13,594
72	3/26	UTAH	W	104-89	30-6	16-20	46-26	English-25	Dantley/Wilkins.-16	10,594
73	3/28	KANSAS CITY	W	133-115	31-6	16-20	47-26	Natt/English-32	Theus-32	10,449
74	3/30	PORTLAND	W	129-117	32-6	16-20	48-26	Natt-34	Thompson-23	15,810
75	4/2	LA LAKERS	L	104-118	32-7	16-20	48-27	English-31	McAdoo/Abdul-Jabbar-20	17,022$
76	4/4	@Phoenix	W	110-103	32-7	17-20	49-27	English-31	Adams-31	12,672
77	4/5	SAN ANTONIO	W	118-109	33-7	17-20	50-27	Natt-30	Mitchell-34	16,362
78	4/7	GOLDEN STATE	W	130-125	34-7	17-20	51-27	English-42	Short-24	10,089
79	4/9	@LA Lakers	L	119-148	34-7	17-21	51-28	English-28	McGee-26	17,505
80	4/10	@LA Clippers	L	127-129	34-7	17-22	51-29	English-38	Nixon-29	7,948
81	4/13	@Golden State	W	127-120	34-7	18-22	52-29	Natt-27	Floyd-27	6,176
82	4/14	@Portland	L	112-117	34-7	18-23	52-30	Natt-26	Drexler-35	12,888

* Denotes number of overtime periods $ McNichols Arena sellout

1985-86 ROSTER

NO.	PLAYER	POS	HT	WT	COLLEGE/YR	EXP
42	Wayne Cooper	C	6-10	220	New Orleans '78	7
23	T.R. Dunn	G	6-4	193	Alabama '77	8
2	Alex English	F	6-7	190	South Carolina '76	9
5	Mike Evans	G	6-1	170	Kansas St. '78	6
24	Bill Hanzlik	F	6-7	185	Notre Dame '80	5
1	Eddie Hughes	G	5-10	160	Colorado St. '82	R
35	Joe Kopicki	F	6-9	235	Detroit '82	3
12	Fat Lever	G	6-3	175	Arizona St. '82	3
33	Calvin Natt	F	6-6	220	NE Louisiana '79	6
41	Blair Rasmussen	C	7-0	250	Oregon '85	R
34	Danny Schayes	C	6-11	245	Syracuse '81	4
20	Elston Turner	G	6-5	200	Mississippi St. '81	4
10	Willie White	G	6-3	195	Tenn-Chattanooga '84	1
31	Pete Williams	F	6-7	190	Arizona '85	R

Head Coach: ..... Doug Moe (North Carolina '61)
Assistant Coach: ..... Allan Bristow (Virginia Tech '71)
Trainer:..... Bob "Chopper" Travaglini

NUGGETS 1985-86 TEAM HIGHS & LOWS

	HIGH	LOW
Points	142 @ Phoenix, 10/29	84 @ Seattle, 11/24
Field Goals Made	58 vs. LA Clippers, 12/11	33 @ Seattle, 11/24
Field Goals Attempted	113 @ Dallas, 12/14	78 @ Seattle, 1/9
Field Goal Percentage	(.591/52-98) @ Utah, 11/29	(.367/40-109) @ L.A. Lakers, 11/8
Three-Pointers Made	6 vs. Chicago, 11/26	0 many times
Three-Pointers Attempted	13 @ Cleveland, 12/7	0 many times
Three-Point Percentage	(.750/6-8) vs. Chicago, 11/26	(.000) many times
Free Throws Made	43 @ Phoenix, 10/29	*9 vs. San Antonio, 1/24
Free Throws Attempted	54 @ Phoenix, 10/29	10 vs. L.A. Clippers, 11/16
Free Throw Percentage	*(.955/21-22) @ Wash., 3/14	(.591/13-22) @ Houston, 2/27
Total Rebounds	64 vs. Dallas, 1/7	*29 @ New Jersey, 1/18
Offensive Rebounds	26 @ LA Clippers, 4/9	5 @ San Antonio, 4/6
Defensive Rebounds	43 vs. Dallas, 1/7	*20 @ LA Clippers, 4/9
Assists	38 vs. LA Clippers, 12/11	13 @ Washington, 3/14
Steals	20 @ Phoenix, 10/29	3 @ LA Clippers, 3/9
Turnovers	30 @ Phoenix, 10/29	6 vs. LA Lakers, 12/13
Blocked Shots	12 vs. LA Clippers, 12/11	*1 vs. LA Lakers, 3/25
Fouls	39 @ Phoenix, 10/29	13 @ Washington, 3/14

OPPONENTS 1985-86 TEAM HIGHS & LOWS

	HIGH	LOW
Points	132 @ L.A. Clippers, 4/9	73 by Seattle, 10/31
Field Goals Made	57 @ L.A. Clippers, 4/9	27 by Seattle, 10/31
Field Goals Attempted	107 @ L.A. Clippers, 4/9	68 by Seattle, 10/31
Field Goal Percentage	(.581/50-86) by L.A. Lakers, 3/25	(.327/34-104) by Dallas, 11/7
Three-Pointers Made	6 @ L.A. Clippers, 3/9	0 many times
Three-Pointers Attempted	11 @ Dallas, 1/7	0 many times
Three-Point Percentage	(.667/6-9) @ L.A. Clippers, 3/9	(.000) many times
Free Throws Made	*39 @ Houston, 11/12	*11 @ Washington, 3/14
Free Throws Attempted	57 @ Phoenix, 10/29	14 @ Washington, 3/14
Free Throw Percentage	(.933/14-15) by L.A. Clippers, 3/21	(.563/18-32) @ Houston 2/3
Total Rebounds	66 @ Golden State, 3/23	32 @ Washington, 3/14
Offensive Rebounds	*31 @ Portland, 4/1	*5 @ Washington, 3/14
Defensive Rebounds	48 @ L.A. Lakers, 11/8	*24 by Sacramento, 3/16
Assists	44 @ L.A. Lakers, 11/8	9 by L.A. Clippers, 12/11
Steals	18 @ Utah 11/29	*3 @ Phoenix., 4/7
Turnovers	39 @ Phoenix, 10/29	11 by L.A. Lakers, 12/13
Blocked Shots	12 @ Utah, 11/29	0 by Portland, 2/4
Fouls	42 by Seattle, 11/30	*16 @ Sacramento, 3/18

* Indicates repeated mark, and is the last time it happened.

1985-86 GAME-BY-GAME RESULTS (47-35)

NO.	DATE	OPP.	W-L	SCORE	HM.	RD.	TOT.	DEN. HIGH SCORER	OPP. HIGH SCORER	ATTEND.
1	10/25	@Golden State	W	119-105	0-0	1-0	1-0	English-47	Floyd-32	6,593
2	10/26	SACRAMENTO	W	123-112	1-0	1-0	2-0	English-32	Thorpe-24	9,309
3	10/29	@Phoenix	W	142-127	1-0	2-0	3-0	English-34	Nance-22	12,855
4	10/31	SEATTLE	W	90-73	2-0	2-0	4-0	English-17	Sikma-18	7,439
5	11/5	ATLANTA	W	128-113	3-0	2-0	5-0	English-33	Koncak-21	8,691
6	11/7	DALLAS	W	131-99	4-0	2-0	6-0	English-30	Harper-23	12,616
7	11/8	@LA Lakers	L	99-128	4-0	2-1	6-1	English-22	Scott-29	16,573
8	11/12	@Houston	L	119-127	4-0	2-2	6-2	English-36	Lloyd-26	14,981
9	11/14	SAN ANTONIO	W	112-109	5-0	2-2	7-2	English-33	Mitchell-22	7,946
10	11/16	LA CLIPPERS	W	113-109	6-0	2-2	8-2	English-37	Johnson-32	10,525
11	11/19	HOUSTON	W	127-113	7-0	2-2	9-2	English-54	Lucas-25	11,533
12	11/21	LA LAKERS	W	121-120	8-0	2-2	10-2	English-30	Abdul-Jabbar-32	17,022$
13	11/23	SACRAMENTO	W	122-118	9-0	2-2	11-2	Natt-29	Johnson-22	11,793
14	11/24	@Seattle	L	84-110	9-0	2-3	11-3	English-16	McDaniel-22	5,210
15	11/26	CHICAGO	L	123-128	9-1	2-3	11-4	English-26	Gervin-27	10,955
16	11/27	@Golden State	L	102-104	9-1	2-4	11-5	English-28	Carroll-25	11,359
17	11/29	@Utah	W	129-114	9-1	3-4	12-5	English-32	Dantley-24	12,589
18	11/30	SEATTLE	L	123-131**	9-2	3-4	12-6	English-35	Sikma-32	13,651
19	12/3	@New York	L	94-111	9-2	3-5	12-7	Evans-18	Cummings-19	11,884
20	12/4	@Indiana	W	119-105	9-2	4-5	13-7	English/Natt-27	Williams-28	11,838
21	12/6	@Philadelphia	W	123-121	9-2	5-5	14-7	English-34	Malone-26	14,112
22	12/7	@Cleveland	L	114-124	9-2	5-6	14-8	English-30	Free-31	7,224
23	12/11	LA CLIPPERS	W	134-95	10-2	5-6	15-8	English-24	Edwards-15	8,494
24	12/13	LA LAKERS	W	124-120	11-2	5-6	16-8	Cooper-32	Worthy-37	17,022$
25	12/14	@Dallas	L	100-127	11-2	5-7	16-9	Natt-23	Perkins/Schrempf-23	17,007
26	12/17	GOLDEN STATE	W	122-114	12-2	5-7	17-9	English-31	Carroll-27	8,356
27	12/19	PORTLAND	W	123-118	13-2	5-7	18-9	English-44	Vandeweghe-22	10,008
28	12/21	SAN ANTONIO	L	118-128	13-3	5-7	18-10	English-31	Robertson-41	11,002
29	12/22	@Portland	L	114-121	13-3	5-8	18-11	Evans-28	Vandeweghe-35	12,666
30	12/28	@San Antonio	L	112-116	13-3	5-9	18-12	English-27	Gilmore-33	12,812
31	12/30	HOUSTON	W	125-122	14-3	5-9	19-12	English-42	Olajuwon-24	17,022$
32	1/3	@Seattle	L	107-117	14-3	5-10	19-13	English-27	Sikma-32	7,314
33	1/4	@Sacramento	L	107-112	14-3	5-11	19-14	English-28	Woodson-28	10,333
34	1/7	DALLAS	W	132-110	15-3	5-11	20-14	English-33	Aguirre-22	9,858
35	1/9	SEATTLE	W	94-90	16-3	5-11	21-14	Natt-23	Sikma-38	9,680
36	1/11	UTAH	W	114-106	17-3	5-11	22-14	English-24	Malone-24	13,237
37	1/13	@Milwaukee	W	119-115	17-3	6-11	23-14	English-42	Moncrief-29	10,165
38	1/15	@Boston	L	100-123	17-3	6-12	23-15	English-22	McHale-33	14,890
39	1/17	@Detroit	L	113-129	17-3	6-13	23-16	English-26	Cuerton-25	11,708
40	1/18	@New Jersey	L	113-124	17-3	6-14	23-17	English-36	Giminski-23	11,185
41	1/21	@Utah	L	114-117*	17-3	6-15	23-18	English-25	Dantley-27	12,181
42	1/22	NEW JERSEY	W	137-124	18-3	6-15	24-18	English-43	Johnson-25	10,736
43	1/24	SAN ANTONIO	L	98-113	18-4	6-15	24-19	Evans-15	Gilmore-23	15,790
44	1/25	@LA Lakers	W	127-115	18-4	7-15	25-19	English-20	Abdul-Jabbar-26	17,505
45	1/27	CLEVELAND	W	124-103	19-4	7-15	26-19	Lever-23	Free-19	8,536
46	1/28	@Sacramento	L	120-125	19-4	7-16	26-20	English-36	Tyler-26	10,333
47	1/30	NEW YORK	W	102-97	20-4	7-16	27-20	English-39	Ewing/Wilkins-25	17,022$
48	2/1	MILWAUKEE	W	116-113	21-4	7-16	28-20	English-35	Moncrief-23	14,376
49	2/3	@Houston	L	102-104	21-4	7-17	28-21	Cooper-27	Lucas-29	15,568
50	2/4	PORTLAND	W	119-118	22-4	7-17	29-21	English-42	Vandeweghe-33	12,523
51	2/6	@San Antonio	W	100-95	22-4	8-17	30-21	English-23	Gilmore-23	7,270
52	2/12	@Dallas	L	110-117	22-4	8-18	30-22	English/Schayes-19	Blackman-25	17,007
53	2/14	@Phoenix	L	95-112	22-4	8-19	30-23	English-29	Davis-25	11,249
54	2/15	GOLDEN STATE	W	113-100	23-4	8-19	31-23	English-29	Carroll-27	15,343
55	2/18	WASHINGTON	W	101-90	24-4	8-19	32-23	English-38	Robinson-17	14,728
56	2/20	BOSTON	W	102-100	25-4	8-19	33-23	English-31	Bird-27	17,022$
57	2/22	DALLAS	W	113-106	26-4	8-19	34-23	Hanzlik-21	Harper-19	17,022$
58	2/24	@Portland	W	119-113	26-4	9-19	35-23	English-32	Thompson-23	12,666
59	2/25	PHOENIX	W	112-99	27-4	9-19	36-23	English-41	Nance-27	11,493
60	2/27	@Houston	L	111-117	27-4	9-20	36-24	English-35	Sampson-31	15,086
61	3/1	PHILADELPHIA	L	107-118	27-5	9-20	36-25	Natt-28	Barkley-27	17,022$
62	3/4	HOUSTON	W	128-115	28-5	9-20	37-25	English-25	Sampson-26	17,022$
63	3/7	INDIANA	W	134-117	29-5	9-20	38-25	English-34	Williams-27	13,360
64	3/9	@LA Clippers	W	123-121	29-5	10-20	39-25	English-36	Benjamin-27	8,649
65	3/11	@Atlanta	L	116-128	29-5	10-21	39-26	English-38	Willis-39	8,905
66	3/13	@Chicago	L	102-112	29-5	10-22	39-27	Natt-21	Green-28	8,649
67	3/14	@Washington	W	101-91	29-5	11-22	40-27	English-33	Robinson-20	6,579
68	3/16	SACRAMENTO	W	119-113	30-5	11-22	41-27	English-35	Johnson-29	14,366
69	3/18	@Sacramento	L	113-117	30-5	11-23	41-28	English-29	Johnson-24	10,333
70	3/19	DETROIT	W	114-98	31-5	11-23	42-28	English-35	Tripucka-23	16,217
71	3/21	LA CLIPPERS	W	115-104	32-5	11-23	43-28	English-30	Benjamin-24	14,060
72	3/23	@Golden State	L	111-113	32-5	11-24	43-29	English-34	Carroll-31	9,305
73	3/25	LA LAKERS	L	115-121	32-6	11-24	43-30	English-29	Worthy-30	17,022$
74	3/26	@Utah	L	101-116	32-6	11-25	43-31	English-27	Dantley-37	11,935
75	3/28	UTAH	W	128-120	33-6	11-25	44-31	English/Natt-35	Dantley-35	14,421
76	4/1	@Portland	L	110-126	33-6	11-26	44-32	English-18	Carr/Colter-21	12,666
77	4/3	@Dallas	L	114-115	33-6	11-27	44-33	English-28	Blackman-25	17,007
78	4/6	@San Antonio	W	124-106	33-6	12-27	45-33	English-29	Mitchell-33	6,266
79	4/7	@Phoenix	W	131-123	33-6	13-27	46-33	English-38	Nance-25	9,185
80	4/9	@LA Clippers	L	127-132	33-6	13-28	46-34	English-31	Johnson-32	8,931
81	4/10	PHOENIX	W	115-113	34-6	13-28	47-34	English-37	Davis-18	12,295
82	4/12	UTAH	L	99-117	34-7	13-28	47-35	Schayes-20	Green-27	15,209

* Denotes number of overtime periods $ McNichols Arena sellout

1986-87 ROSTER

NO.	PLAYER	POS	HT	WT	COLLEGE/YR	EXP
32	Mark Alarie	F	6-8	217	Duke '86	R
42	Wayne Cooper	C	6-10	220	New Orleans '78	8
23	T.R. Dunn	G	6-4	193	Alabama '77	9
2	Alex English	F	6-7	190	South Carolina '76	10
5	Mike Evans	G	6-1	170	Kansas St. '78	7
24	Bill Hanzlik	F	6-7	200	Notre Dame '80	6
12	Fat Lever	G	6-3	175	Arizona St. '82	4
11	Maurice Martin	G	6-6	200	St. Joseph's 86	R
33	Calvin Natt	F	6-6	220	NE Louisiana '79	7
41	Blair Rasmussen	C	7-0	250	Oregon '85	1
34	Danny Schayes	C	6-11	245	Syracuse '81	5
22	Otis Smith	G	6-5	210	Jacksonville '86	R
20	Elston Turner	G	6-5	200	Mississippi '81	5
31	Pete Williams	F	6-7	190	Arizona '85	1

Head Coach: ..... Doug Moe (North Carolina '61)
Assistant Coach: ..... Allan Bristow (Virginia Tech '71)
Trainer: ..... Bob "Chopper" Travaglini

NUGGETS 1986-87 TEAM HIGHS & LOWS

	HIGH	LOW
Points	142 vs. Portland, 4/14	99 @ Milwaukee, 11/29
Field Goals Made	61 @ Portland (2OT), 1/26	34 @ Utah, 11/15
Field Goals Attempted	118 @ Portland (2OT), 1/26	81 @ Atlanta, 12/2
Field Goal Percentage	(.564/57-101), vs. Sac., 1/31	(.354/34-96) @ Utah, 11/15
Three-Pointers Made	6 @ Houston, 2/23	0 many times
Three-Pointers Attempted	*14 @ Phoenix, 2/5	0 many times
Three-Point Percentage	(.667/4-6) vs. Portland, 4/14	(.000) many times
Free Throws Made	34 vs. Golden State, 12/20	12 @ Cleveland, 3/18
Free Throws Attempted	50 vs. Golden State, 12/20	15 @ Cleveland, 3/18
Free Throw Percentage	(.931/27-29) @ New Jersey, 12/5	(.600/18-30) vs. Utah, 12/10
Total Rebounds	59 vs. Indiana, 2/14	*32 @ Houston, 4/11
Offensive Rebounds	*25 @ New York, 3/17	5 @ LA Lakers, 11/7
Defensive Rebounds	43 @ Dallas, 3/4	*20 vs. Portland, 1/19
Assists	42 vs. Golden State, 4/2	13 @ Atlanta, 12/2
Steals	18 vs. LA Clippers, 2/2	3 vs. Milwaukee, 1/24
Turnovers	27 @ LA Clippers, 1/14	5 @ Seattle, 2/26
Blocked Shots	13 vs. LA Lakers, 4/5	0 @ San Antonio, 4/3
Fouls	42 @ LA Clippers, 1/14	16 vs. Sacramento, 11/12

OPPONENTS 1986-87 TEAM HIGHS & LOWS

	HIGH	LOW
Points	147 @ LA Lakers, 1/7	96 by Golden State, 4/2
Field Goals Made	59 @ LA Lakers, 1/7	31 @ New Jersey, 12/5
Field Goals Attempted	112 @ Indiana, 11/28	75 @ L.A. Clippers, 11/11
Field Goal Percentage	(.627/52-83) @ Detroit, 12/6	(.369/31-84) @ New Jersey, 12/5
Three-Pointers Made	6 by L.A. Lakers, 4/5	0 many times
Three-Pointers Attempted	*12 by LA Clippers, 3/24	*0 by Cleveland, 2/28
Three-Point Percentage	(.714/5-7) @ Boston, 12/3	(.000) many times
Free Throws Made	44 @ LA Clippers, 1/14	11 @ Houston, 4/11
Free Throws Attempted	57 @ L.A. Clippers, 1/14	13 @ Houston, 4/11
Free Throw Percentage	(.962/25-26) by Houston, 2/24	(.583/21-36) by Seattle, 3/26
Total Rebounds	75 @ Indiana, 11/28	34 by San Antonio, 10/31
Offensive Rebounds	26 @ Indiana, 11/28	5 by Golden State, 1/21
Defensive Rebounds	49 @ Indiana, 11/28	18 by San Antonio, 10/31
Assists	44 @ Portland, 1/26	*16 @ Cleveland, 3/18
Steals	15 @ LA Clippers, 1/14	*1 @ San Antonio, 2/17
Turnovers	31 by Portland, 1/19	9 @ Dallas, 3/4
Blocked Shots	12 by Washington, 2/12	*1 by Portland, 4/14
Fouls	37 @ Utah, 11/15	*16 @ Philadelphia, 3/20

* Indicates repeated mark, and is the last time it happened.

1986-87 GAME-BY-GAME RESULTS (37-45)

NO.	DATE	OPP.	W-L	SCORE	HM.	RD.	TOT.	DEN. HIGH SCORER	OPP. HIGH SCORER	ATTEND.
1	10/31	SAN ANTONIO	W	134-104	1-0	0-0	1-0	Lever-25	Dawkins-16	14,835
2	11/1	@Golden State	L	109-131	1-0	0-1	1-1	English-21	Short-31	10,584
3	11/4	NEW YORK	W	118-103	2-0	0-1	2-1	English-37	Walker-18	11,383
4	11/6	UTAH	W	135-121	3-0	0-1	3-1	English-36	Malone-19	8,112
5	11/7	@LA Lakers	L	116-138	3-0	0-2	3-2	English-34	Worthy-30	15,872
6	11/11	@LA Clippers	L	112-115	3-0	0-3	3-3	English-32	Woodson-23	5,028
7	11/12	SACRAMENTO	L	108-110	3-1	0-3	3-4	Alarie-20	Tyler-20	7,225
8	11/14	DALLAS	W	142-138	4-1	0-3	4-4	Hanzlik-33	Blackman-24	11,707
9	11/15	@Utah	L	103-111	4-1	0-4	4-5	Hanzlik-27	Green-22	12,212
10	11/18	NEW JERSEY	W	125-112	5-1	0-4	5-5	English-43	Woolridge-21	8,471
11	11/20	PORTLAND	W	142-128	6-1	0-4	6-5	English-33	Vandeweghe-26	8,421
12	11/22	PHOENIX	W	132-120	7-1	0-4	7-5	English-30	Nance-23	12,817
13	11/26	CHICAGO	W	109-107	8-1	0-4	8-5	English-32	Jordan-37	17,022$
14	11/28	@Indiana	L	102-126	8-1	0-5	8-6	English-25	Tisdale-23	12,357
15	11/29	@Milwaukee	L	99-131	8-1	0-6	8-7	English/Hanzlik-14	Cummings-23	11,052
16	12/2	@Atlanta	L	100-116	8-1	0-7	8-8	English-31	Wilkins-28	10,435
17	12/3	@Boston	L	113-119	8-1	0-8	8-9	Lever-20	Ainge-34	14,890
18	12/5	@New Jersey	W	113-100	8-1	1-8	9-9	English-36	Woolridge-24	4,498
19	12/6	@Detroit	L	113-128	8-1	1-9	9-10	English-36	Dantley-32	12,578
20	12/9	@Chicago	L	100-106	8-1	1-10	9-11	English-28	Jordan-40	10,717
21	12/10	UTAH	L	110-112	8-2	1-10	9-12	English-33	Malone-24	9,479
22	12/12	PHOENIX	W	128-116	9-2	1-10	10-12	English-31	Sanders-23	9,382
23	12/13	@Phoenix	L	110-123	9-2	1-11	10-13	Lever-19	Davis-24	11,076
24	12/16	@Sacramento	W	120-119	9-2	2-11	11-13	English-45	Smith-31	10,333
25	12/19	@Dallas	L	118-141	9-2	2-12	11-14	English-23	Aguirre-33	17,007
26	12/21	GOLDEN STATE	W	128-112	10-2	2-12	12-14	Hanzlik-26	Floyd-17	10,498
27	12/23	@Seattle	L	116-127	10-2	2-13	12-15	English-36	Chambers-35	7,459
28	12/26	DALLAS	L	121-123	10-3	2-13	12-16	English-36	Aguirre-32	13,826
29	12/27	@San Antonio	W	108-106	10-3	3-13	13-16	English-35	Gilmore-24	10,723
30	12/30	PHILADELPHIA	L	108-111	10-4	3-13	13-17	English-36	Barkley-29	17,022$
31	1/2	HOUSTON	L	111-114	10-5	3-13	13-18	English-25	Olajuwon-32	15,895
32	1/3	@Portland	L	108-116	10-5	3-14	13-19	English-23	Vandeweghe-30	12,666
33	1/6	@Sacramento	L	104-112	10-5	3-15	13-20	English-30	Thorpe-27	10,333
34	1/7	@LA Lakers	L	109-147	10-5	3-16	13-21	English-17	Scott-23	15,777
35	1/9	@Dallas	W	116-113	10-5	4-16	14-21	English-26	Aguirre-33	17,007
36	1/10	PHOENIX	W	127-120*	11-5	4-16	15-21	English-33	Nance-27	13,661
37	1/13	SEATTLE	W	117-109	12-5	4-16	16-21	English-33	Chambers-30	8,981
38	1/14	@LA Clippers	L	105-123	12-5	4-17	16-22	English-39	Cage-22	6,948
39	1/16	@Seattle	L	100-134	12-5	4-18	16-23	Alarie-21	McDaniel-30	8,544
40	1/19	PORTLAND	W	118-116	13-5	4-18	17-23	English-31	Drexler-36	9,726
41	1/21	GOLDEN STATE	W	129-112	14-5	4-18	18-23	Four w/21	Floyd-22	8,842
42	1/24	MILWAUKEE	W	133-122	15-5	4-18	19-23	English-46	Cummings-28	16,170
43	1/26	@Portland	L	141-145*	15-5	4-19	19-24	Lever-36	Vandeweghe-35	12,666
44	1/29	DALLAS	L	102-132	15-6	4-19	19-25	Lever-24	Aguirre-36	11,325
45	1/31	SACRAMENTO	W	142-113	16-6	4-19	20-25	English-33	Johnson-23	11,354
46	2/2	LA CLIPPERS	W	140-112	17-6	4-19	21-25	English-28	Dailey-16	10,725
47	2/3	@Houston	W	107-105	17-6	5-19	22-25	Lever-28	Olajuwon-25	16,016
48	2/5	@Phoenix	L	100-113	17-6	5-20	22-26	Lever/Evans-16	Nance-25	10,529
49	2/10	BOSTON	L	105-119	17-7	5-20	22-27	English-31	McHale-36	17,022$
50	2/12	WASHINGTON	L	115-121	17-8	5-20	22-28	English-24	M.Malone-38	11,080
51	2/14	INDIANA	W	129-113	18-8	5-20	23-28	English-33	Williams-24	12,398
52	2/17	@San Antonio	L	126-131*	18-8	5-21	23-29	English-41	Robertson-23	5,607
53	2/18	LA LAKERS	L	122-128	18-9	5-21	23-30	English-27	Johnson-37	17,022$
54	2/20	@LA Clippers	L	107-121	18-9	5-22	23-31	English-40	Cage-28	8,247
55	2/23	@Houston	L	108-124	18-9	5-23	23-32	English-23	Olajuwon-31	16,279
56	2/24	HOUSTON	W	134-105	19-9	5-23	24-32	English-29	Peterson-23	13,013
57	2/26	@Seattle	L	100-106	19-9	5-24	24-33	English-22	McDaniel-30	7,681
58	2/28	CLEVELAND	L	117-119	19-10	5-24	24-34	English-38	Harper-36	13,422
59	3/2	SACRAMENTO	L	114-117	19-11	5-24	24-35	English-26	Thorpe/Johnson-24	8,144
60	3/4	@Dallas	L	107-115	19-11	5-25	24-36	English-37	Aguirre-38	17,007
61	3/5	SAN ANTONIO	W	121-104	20-11	5-25	25-36	English-43	Berry/Robertson-15	9,124
62	3/10	@LA Lakers	L	107-143	20-11	5-26	25-37	English-25	Worthy-23	17,505
63	3/11	UTAH	W	122-116	21-11	5-26	26-37	Walker-39	Malone-33	12,250
64	3/15	ATLANTA	L	100-104	21-12	5-26	26-38	English-27	Willis-24	16,040
65	3/17	@New York	W	133-111	21-12	6-26	27-38	English-26	Tucker-31	10,241
66	3/18	@Cleveland	W	104-100	21-12	7-26	28-38	English-30	Harper-23	6,629
67	3/20	@Philadelphia	L	106-116	21-12	7-27	28-39	English-29	Barkley-26	15,977
68	3/21	@Washington	W	117-107	21-12	8-27	29-39	English-37	Catledge-29	8,620
69	3/23	@Utah	L	118-122	21-12	8-28	29-40	Walker-39	Malone-33	12,212
70	3/24	LA CLIPPERS	W	128-119	22-12	8-28	30-40	English-34	Cage-22	8,774
71	3/26	SEATTLE	W	123-113	23-12	8-28	31-40	English-36	McDaniel-33	10,183
72	3/28	DETROIT	L	109-121	23-13	8-28	31-41	English-30	Laimbeer/Johnson-30	14,825
73	3/31	SAN ANTONIO	W	111-106	24-13	8-28	32-41	English-18	Moore-21	8,214
74	4/2	GOLDEN STATE	W	132-96	25-13	8-28	33-41	Lever-21	Higgins-19	8,871
75	4/3	@San Antonio	W	116-106	25-13	9-28	34-41	English-29	Berry-27	6,469
76	4/5	LA LAKERS	L	118-126	25-14	9-28	34-42	English-29	Johnson-23	17,022$
77	4/7	@Golden State	W	129-126*	25-14	10-28	35-42	English-28	Carroll-37	6,666
78	4/10	@Utah	L	103-106	25-14	10-29	35-43	English-31	Griffith-20	12,212
79	4/11	@Houston	L	103-113	25-14	10-30	35-44	Lever-34	McCray-21	16,279
80	4/14	PORTLAND	W	142-114	26-14	10-30	36-44	English-30	Drexler-29	13,638
81	4/16	@Sacramento	L	117-123	26-14	10-31	36-45	English-30	Thorpe-28	10,333
82	4/18	HOUSTON	W	126-117	27-14	10-31	37-45	Rasmussen-22	Olajuwon-25	17,022$

* Denotes number of overtime periods $ McNichols Arena sellout

1987-88 ROSTER

NO.	PLAYER	POS	HT	WT	COLLEGE/YR	EXP
14	Michael Adams	G	5-10	165	Boston College '85	2
32	Mark Alarie	F	6-8	217	Duke '86	1
42	Wayne Cooper	C	6-10	220	New Orleans '78	9
23	T.R. Dunn	G	6-4	193	Alabama '77	10
2	Alex English	F	6-7	190	South Carolina '76	11
5	Mike Evans	G	6-1	170	Kansas St. '78	8
24	Bill Hanzlik	F	6-7	200	Notre Dame '80	7
12	Fat Lever	G	6-3	175	Arizona St. '82	5
11	Maurice Martin	G	6-6	200	St. Joseph's 86	1
33	Calvin Natt	F	6-6	220	NE Louisiana '79	8
41	Blair Rasmussen	C	7-0	250	Oregon '85	2
34	Danny Schayes	C	6-11	245	Syracuse '81	6
22	Otis Smith	F/G	6-5	210	Jacksonville '86	1
4	Darrell Walker	G	6-4	180	Arkansas '83	3

Head Coach: ..... Doug Moe (North Carolina '61)
Assistant Coach: ..... Allan Bristow (Virginia Tech '71)
Trainer: ..... Bob "Chopper" Travaglini

NUGGETS 1987-88 TEAM HIGHS & LOWS

	HIGH	LOW
Points	156 vs. San Antonio, 11/20	93 @ Milwaukee, 3/11
Field Goals Made	61 vs. San Antonio, 11/20	34 vs. Utah, 12/29
Field Goals Attempted	122 @ San Antonio, 4/8	79 vs. Utah, 2/14
Field Goal Percentage	(.659/54-82) vs. Boston, 2/17	(.365/35-96) @ Dallas, 2/29
Three-Pointers Made	8 @ Portland, 4/22	*0 @ Portland, 1/22
Three-Pointers Attempted	16 @ Cleveland, 1/4	*0 vs. Utah, 12/29
Three-Point Percentage	(1.000/2-2) @ Detroit, 1/2	*(.000/0-7) @ Portland, 1/22
Free Throws Made	37 @ Portland, 4/22	7 vs. Cleveland, 3/2
Free Throws Attempted	44 @ Portland, 4/22	7 vs. Cleveland, 3/2
Free Throw Percentage	(1.000/7-7) vs. Cleveland, 3/2	(.609/14-23) vs. LA Lakers, 1/21
Total Rebounds	66 @ Houston, 4/5	29 @ Dallas, 2/29
Offensive Rebounds	26 vs. Indiana, 11/18	4 @ Seattle, 3/5
Defensive Rebounds	46 @ Houston, 4/5	*19 @ Milwaukee, 3/11
Assists	47 vs. Sacramento, 12/2	15 @ New Jersey, 1/6
Steals	20 vs. LA Clippers, 4/23	*4 vs. Dallas, 4/17
Turnovers	24 @ Portland, 1/22	*6 vs. Dallas, 4/17
Blocked Shots	19 vs. New Jersey, 11/24	*0 vs. Dallas, 4/17
Fouls	37 vs. Boston, 2/17	15 vs. Washington, 2/22

OPPONENTS 1987-88 TEAM HIGHS & LOWS

	HIGH	LOW
Points	142 @ Detroit, 1/2	81 by Cleveland, 3/2
Field Goals Made	60 @ Portland, 4/22	29 @ New Jersey 1/6
Field Goals Attempted	109 by San Antonio, 11/20	70 @ LA Clippers, 11/21
Field Goal Percentage	(.651/54-83) @ Phoenix, 2/20	(.340/35-105) by Golden State, 1/16
Three-Pointers Made	7 by San Antonio, 11/20	*0 @ LA Clippers, 4/23
Three-Pointers Attempted	*13 by San Antonio, 11/20	*0 @ Sacramento, 3/7
Three-Point Percentage	(.833/5-6) @ Dallas, 4/9	*(.000/0-2) @ LA Clippers, 4/23
Free Throws Made	38 by Dallas, 4/17	11 by Washington, 2/22
Free Throws Attempted	*47 by Dallas, 4/17	*18 @ Milwaukee, 3/11
Free Throw Percentage	(.964/27-28) @ Phoenix, 3/11	(.571/16-28) @ Seattle, 3/5
Total Rebounds	65 by LA Clippers, 4/23	*33 @ Golden State, 1/16
Offensive Rebounds	24 by LA Clippers, 4/23	4 @ Houston, 4/5
Defensive Rebounds	48 @ Dallas, 2/29	*21 @ Golden State, 3/26
Assists	43 @ San Antonio, 12/18	15 by LA Clippers, 4/23
Steals	14 @ Golden State, 1/16	2 by New York, 2/28
Turnovers	29 by LA Clippers, 4/23	10 by Dallas, 4/17
Blocked Shots	19 @ Utah, 11/17	*1 @ Golden State, 3/26
Fouls	35 by Portland 11/12	13 by Washington, 2/20

* Indicates repeated mark, and is the last time it happened.

1987-88 GAME-BY-GAME RESULTS (54-28)

NO.	DATE	OPP.	W-L	SCORE	HM.	RD.	TOT.	DEN. HIGH SCORER	OPP. HIGH SCORER	ATTEND.
1	11/6	LA CLIPPERS	W	139-93	1-0	0-0	1-0	English-22	Williams-16	11,534
2	11/7	@Golden State	W	103-99	1-0	1-0	2-0	English-27	Floyd-32	13,323
3	11/10	@Sacramento	L	123-134	1-0	1-1	2-1	English-29	Theus-34	10,333
4	11/12	PORTLAND	W	126-113	2-0	1-1	3-1	Natt/Lever-26	Drexler-26	8,271
5	11/14	SACRAMENTO	W	130-109	3-0	1-1	4-1	English-34	Thorpe-17	11,007
6	11/17	@Utah	L	110-120	3-0	1-2	4-2	Lever-18	Malone-25	11,461
7	11/18	INDIANA	L	106-117	3-1	1-2	4-3	English-26	Fleming-30	11,120
8	11/20	SAN ANTONIO	W	156-142	4-1	1-2	5-3	English-30	Anderson-3	8,831
9	11/21	@LA Clippers	W	97-91	4-1	2-2	6-3	Lever-15	Woodson-23	6,131
10	11/24	NEW JERSEY	W	132-104	5-1	2-2	7-3	Lever-21	Gminski-15	9,542
11	11/27	@LA Lakers	L	119-127	5-1	2-3	7-4	English-27	Green-28	17,505
12	11/28	DALLAS	W	106-98	6-1	2-3	8-4	English-25	Blackman-28	13,400
13	12/1	@Houston	L	101-106	6-1	2-4	8-5	English-26	Olajuwon-22	16,661
14	12/2	SACRAMENTO	W	147-120	7-1	2-4	9-5	Rasmussen-22	Theus-35	7,779
15	12/4	CHICAGO	W	105-89	8-1	2-4	10-5	English-21	Jordan-23	17,022$
16	12/5	@Dallas	L	96-109	8-1	2-5	10-6	English/Vincent-16	Aguirre-35	17,007
17	12/9	@Boston	W	124-119	8-1	3-5	11-6	Adams-31	Bird-40	14,890
18	12/10	@New York	L	97-113	8-1	3-6	11-7	English-32	Ewing-24	9,499
19	12/12	@Philadelphia	W	131-121	8-1	4-6	12-7	Vincent-33	Barkley-28	9,857
20	12/16	HOUSTON	W	132-113	9-1	4-6	13-7	Adams-24	Free-15	13,834
21	12/18	@San Antonio	L	114-133	9-1	4-7	13-8	English-37	Berry-30	7,401
22	12/19	@Houston	W	121-117	9-1	5-7	14-8	English-27	Floyd/Olajuwon-23	16,661
23	12/22	PHOENIX	W	119-104	10-1	5-7	15-8	English-26	Edwards-23	8,823
24	12/23	@Golden State	L	117-129	10-1	5-8	15-9	English/Schayes-19	Teagle-23	10,071
25	12/26	SEATTLE	W	115-111	11-1	5-8	16-9	English-27	McDaniel-26	12,403
26	12/28	@Seattle	L	100-108	11-1	5-9	16-10	English-24	McDaniel-30	13,007
27	12/29	UTAH	L	97-98	11-2	5-9	16-11	Schayes-27	Malone-37	10,621
28	1/1	@Washington	W	124-109	11-2	6-9	17-11	Vincent-33	Catledge-27	5,326
29	1/2	@Detroit	W	151-142	11-2	7-9	18-11	English-34	Thomas-40	23,746
30	1/4	@Cleveland	L	101-122	11-2	7-10	18-12	Evans-28	Daugherty-25	6,448
31	1/6	@New Jersey	W	98-93	11-2	8-10	19-12	English-35	Gminski-25	7,804
32	1/7	@Chicago	L	96-100	11-2	8-11	19-13	Lever-31	Jordan-28	17,590
33	1/9	@Atlanta	L	105-113	11-2	8-12	19-14	English-27	Wilkins-33	14,986
34	1/11	@Phoenix	L	115-127	11-2	8-13	19-15	Vincent-42	Nance-29	9,802
35	1/14	ATLANTA	W	115-112	12-2	8-13	20-15	English-27	Wilkins-34	14,944
36	1/16	GOLDEN STATE	W	115-94	13-2	8-13	21-15	English-25	Smith-16	14,241
37	1/18	DETROIT	L	116-123	13-3	8-13	21-16	English-32	Dantley-32	13,004
38	1/21	LA LAKERS	W	115-113	14-3	8-13	22-16	Vincent-23	Worthy-22	17,022$
39	1/22	@Portland	L	106-126	14-3	8-14	22-17	English-30	Drexler-39	12,666
40	1/28	MILWAUKEE	W	122-113	15-3	8-14	23-17	English-24	Pressey-22	13,911
41	1/30	LA CLIPPERS	W	124-106	16-3	8-14	24-17	Lever-25	Dailey-21	11,488
42	2/3	DALLAS	W	115-105	17-3	8-14	25-17	English-26	Aguirre-27	10,667
43	2/4	@San Antonio	W	129-123	17-3	9-14	26-17	English-30	Robertson-29	8,887
44	2/9	SAN ANTONIO	W	136-108	18-3	9-14	27-17	English-24	Dawkins-25	8,492
45	2/11	LA LAKERS	L	108-120	18-4	9-14	27-18	English-31	Johnson-26	17,022$
46	2/12	@Portland	L	105-120	18-4	9-15	27-19	English-27	Kersey-34	12,666
47	2/14	UTAH	W	107-93	19-4	9-15	28-19	English-25	Malone-31	9,971
48	2/17	BOSTON	W	138-125	20-4	9-15	29-19	English-37	McHale-33	17,022$
49	2/20	@Phoenix	L	108-128	20-4	9-16	29-20	English-26	Nance-29	14,269
50	2/22	WASHINGTON	W	100-87	21-4	9-16	30-20	Schayes-21	M.Malone/Johnson-17	10,553
51	2/24	@Utah	W	123-120	21-4	10-16	31-20	English/Rasmussen-35	Malone-38	12,444
52	2/26	PHILADELPHIA	W	120-104	22-4	10-16	32-20	Rasmussen-21	Gminski-22	15,396
53	2/28	NEW YORK	W	109-100	23-4	10-16	33-20	Lever-24	Ewing-23	15,539
54	2/29	@Dallas	L	96-123	23-4	10-17	33-21	Schayes-21	Aguirre-23	17,007
55	3/2	CLEVELAND	W	99-81	24-4	10-17	34-21	Adams-23	Nance/Daugherty-15	9,178
56	3/4	PHOENIX	W	116-108	25-4	10-17	35-21	Rasmussen-30	Davis-25	13,212
57	3/5	@Seattle	W	115-102	25-4	11-17	36-21	Vincent-31	Ellis-27	13,287
58	3/7	@Sacramento	L	114-116*	25-4	11-18	36-22	Lever/Vincent-23	Theus-33	10,333
59	3/8	HOUSTON	L	103-113	25-5	11-18	36-23	Schayes-25	Olajuwon-25	11,782
60	3/11	@Milwaukee	L	93-132	25-5	11-19	36-24	Rasmussen-21	Reynolds-24	11,052
61	3/13	@Indiana	W	108-100	25-5	12-19	37-24	English-36	Tisdale-29	11,250
62	3/14	UTAH	L	115-116	25-6	12-19	37-25	English-27	Bailey-41	10,172
63	3/17	PORTLAND	W	116-115*	26-6	12-19	38-25	Adams-29	Kersey-29	12,742
64	3/18	@Utah	L	111-118	26-6	12-20	38-26	Adams-22	Malone-30	12,444
65	3/20	SEATTLE	W	108-95	27-6	12-20	39-26	Adams-27	Ellis-23	13,177
66	3/22	SAN ANTONIO	W	136-108	28-6	12-20	40-26	Rasmussen-28	Sunvold-24	10,746
67	3/23	@LA Clippers	W	118-108	28-6	13-20	41-26	English-26	Woodson-24	8,569
68	3/25	@LA Lakers	W	120-119	28-6	14-20	42-26	English-34	Worthy-24	17,505
69	3/26	@Golden State	W	131-108	28-6	15-20	43-26	English-29	Mullin-21	9,893
70	3/29	@Sacramento	W	107-103	28-6	16-20	44-26	English-30	Smith/Thorpe-22	10,333
71	3/31	SACRAMENTO	W	121-111	29-6	16-20	45-26	English-27	Thorpe-22	14,518
72	4/2	GOLDEN STATE	W	123-107	30-6	16-20	46-26	English-29	Mullin-26	11,824
73	4/5	@Houston	W	110-97	30-6	17-20	47-26	Lever-22	Carroll-25	16,661
74	4/8	@San Antonio	W	129-124*	30-6	18-20	48-26	Lever-32	Mitchel-36	6,697
75	4/9	@Dallas	L	109-135	30-6	18-21	48-27	Schayes-21	Harper-35	17,707
76	4/11	@Phoenix	W	123-119	30-6	19-21	49-27	Lever-26	Davis-25	9,708
77	4/13	LA LAKERS	W	120-106	31-6	19-21	50-27	English-29	Campbell-16	17,022$
78	4/15	HOUSTON	W	132-125	32-6	19-21	51-27	Schayes-32	Olajuwon-27	17,022$
79	4/17	DALLAS	W	133-122	33-6	19-21	52-27	English-31	Blackman-31	17,022$
80	4/19	SEATTLE	W	134-114	34-6	19-21	53-27	Lever-31	Chambers-29	14,478
81	4/22	@Portland	L	135-141*	34-6	19-22	53-28	Evans-29	Drexler-35	12,666
82	4/23	LA CLIPPERS	W	134-109	35-6	19-22	54-28	English-27	Dailey-28	17,022$

* Denotes number of overtime periods $ McNichols Arena sellout

1988-89 ROSTER

NO.	PLAYER	POS	HT	WT	COLLEGE/YR	EXP
14	Michael Adams	G	5-10	165	Boston College '85	3
42	Wayne Cooper	C	6-10	220	New Orleans '78	10
6	Walter Davis	G	6-6	200	North Carolina '77	11
2	Alex English	F	6-7	190	South Carolina '76	12
24	Bill Hanzlik	F	6-7	200	Notre Dame '80	8
35	Jerome Lane	F	6-6	232	Pittsburgh '88	R
12	Fat Lever	G	6-3	175	Arizona St. '82	6
11	Maurice Martin	G	6-5	215	St. Joseph's '86	2
33	Calvin Natt	F	6-6	220	NE Louisiana '79	9
41	Blair Rasmussen	C	7-0	260	Oregon '85	3
34	Dan Schayes	C	6-11	260	Syracuse '81	7
21	Elston Turner	G	6-5	200	Mississippi '81	7
30	Jay Vincent	F	6-7	220	Michigan St. '81	6

Head Coach: ..... Doug Moe (North Carolina '61)
Assistant Coaches: ..... Allan Bristow (Virginia Tech '71), Doug Moe Jr. (Texas '85)
Trainer: ..... Bob "Chopper" Travaglini

NUGGETS 1988-89 TEAM HIGHS & LOWS

	HIGH	LOW
Points	146 vs. LA Lakers, 11/15	89 @ San Antonio, 3/4
Field Goals Made	63 vs. New Jersey, 11/22	30 @ Utah, 3/25
Field Goals Attempted	120 vs. LA Lakers, 11/15	86 @ Chicago, 1/13
Field Goal Percentage	(.594/63-106) vs. New Jersey, 11/22	(.353/30-85) @ Utah, 3/24
Three-Pointers Made	8 vs. Milwaukee, 1/21	*0 vs. Utah, 4/8
Three-Pointers Attempted	18 @ Golden State, 2/27	1 @ Golden State, 4/21
Three-Point Percentage	(.800/4-5) @ Miami, 12/9	*(.000/0-2) vs. Utah, 4/8
Free Throws Made	42 @ Portland, 11/13	8 @ Cleveland, 12/4
Free Throws Attempted	48 @ Portland, 11/13	13 @ Cleveland, 12/4
Free Throw Percentage	(.966/28-29) vs. Miami, 12/30	(.560/14-25) vs. Dallas, 1/18
Total Rebounds	60 @ Indiana, 1/23	25 @ Phoenix, 1/30
Offensive Rebounds	27 @ LA Clippers, 12/16	*7 @ Phoenix, 1/30
Defensive Rebounds	48 @ Indiana, 1/23	18 @ Phoenix, 1/30
Assists	52 @ Golden State, 4/21	13 @ San Antonio, 1/3
Steals	20 @ LA Clippers, 12/16	4 vs. Seattle, 11/12
Turnovers	24 @ Phoenix, 1/30	*7 @ Sacramento, 4/13
Blocked Shots	11 vs. Miami, 12/30	1 @ Sacramento, 12/1
Fouls	37 @ San Antonio, 1/31	15 vs. New York, 11/29

OPPONENTS 1988-89 TEAM HIGHS & LOWS

	HIGH	LOW
Points	148 by LA Lakers, 11/15	83 by Miami, 12/30
Field Goals Made	59 @ Philadelphia, 12/7	34 by Miami, 12/30
Field Goals Attempted	111 by New York, 11/29	79 by LA Clippers, 11/19
Field Goal Percentage	(.627/52-83) @ Dallas, 11/23	(.373/38-102) by Golden State, 12/2
Three-Pointers Made	*7 @ Seattle, 4/15	*0 by San Antonio, 4/20
Three-Pointers Attempted	13 by New York, 11/29	0 @ San Antonio, 3/4
Three-Point Percentage	(1.000/6-6) @ Houston, 2/17	*(.000/0-2) by San Antonio, 4/20
Free Throws Made	42 by LA Lakers, 11/15	13 by New York, 11/29
Free Throws Attempted	50 by LA Lakers, 11/15	19 by New York, 11/29
Free Throw Percentage	(.919/34-37) @ LA Lakers, 4/18	*(.500/14-28) by Miami, 12/30
Total Rebounds	70 by Phoenix, 12/22	26 by San Antonio, 11/17
Offensive Rebounds	27 @ Miami, 12/10	3 @ Chicago, 1/13
Defensive Rebounds	53 @ Indiana, 1/23	20 by San Antonio, 11/17
Assists	45 @ Philadelphia, 12/7	15 by New Jersey, 11/22
Steals	17 by San Antonio, 4/20	2 @ Detroit, 3/6
Turnovers	37 @ LA Lakers, 11/9	10 @ Seattle, 4/15
Blocked Shots	15 by LA Lakers, 11/15	2 by LA Clippers, 11/19
Fouls	37 @ Portland, 11/13	16 @ Philadelphia, 12/7

* Indicates repeated mark, and is the last time it happened.

1988-89 GAME-BY-GAME RESULTS (44-38)

NO.	DATE	OPP.	W-L	SCORE	HM.	RD.	TOT.	DEN. HIGH SCORER	OPP. HIGH SCORER	ATTEND.
1	11/4	HOUSTON	W	120-117	1-0	0-0	1-0	English-39	Olajuwon-39	14,867
2	11/5	@Seattle	L	141-142*	1-0	0-1	1-1	English-35	McDaniel-28	14,269
3	11/9	@LA Lakers	L	110-128	1-0	0-2	1-2	Schayes-24	Scott-33	17,505
4	11/10	PORTLAND	W	135-115	2-0	0-2	2-2	English-30	Drexler-30	8,821
5	11/12	SEATTLE	W	141-129	3-0	0-2	3-2	Lever-34	Ellis-29	12,401
6	11/13	@Portland	W	143-132	3-0	1-2	4-2	Adams-25	Drexler-32	12,912
7	11/15	LA LAKERS	L	146-148**	3-1	1-2	4-3	English-29	Worthy-33	15,198
8	11/17	SAN ANTONIO	W	139-112	4-1	1-2	5-3	Schayes-31	Dawkins-23	10,079
9	11/19	LA CLIPPERS	W	134-107	5-1	1-2	6-3	English-28	Benjamin-23	10,405
10	11/22	NEW JERSEY	W	141-106	6-1	1-2	7-3	Rasmussen-24	McGee-20	9,963
11	11/23	@Dallas	L	106-125	6-1	1-3	7-4	English-30	Perkins-30	17,007
12	11/26	CHICAGO	W	128-123	7-1	1-3	8-4	English-29	Jordan-52	17,022$
13	11/29	NEW YORK	W	139-119	8-1	1-3	9-4	English-41	Ewing-24	10,387
14	12/1	@Sacramento	W	133-126*	8-1	2-3	10-4	English-34	McCray-20	16,517
15	12/2	GOLDEN STATE	W	129-102	9-1	2-3	11-4	Lever-29	Mullin-18	12,922
16	12/4	@Cleveland	L	103-122	9-1	2-4	11-5	English-31	Harper-28	12,223
17	12/6	@New York	L	123-124*	9-1	2-5	11-6	English-38	Oakley-25	17,104
18	12/7	@Philadelphia	L	109-134	9-1	2-6	11-7	Adams-23	Barkley-29	13,848
19	12/9	@Miami	W	121-110	9-1	3-6	12-7	Adams-28	Thompson-22	14,812
20	12/10	@Atlanta	W	133-130	9-1	4-6	13-7	Adams-34	Wilkins-37	16,202
21	12/13	HOUSTON	W	126-101	10-1	4-6	14-7	Lever-23	Olajuwon-15	12,005
22	12/16	@LA Clippers	L	118-121	10-1	4-7	14-8	Davis-26	Manning-29	9,056
23	12/17	LA CLIPPERS	W	114-99	11-1	4-7	15-8	Davis-26	Manning-18	12,254
24	12/20	PORTLAND	L	124-127	11-2	4-7	15-9	English-41	Drexler-43	11,700
25	12/22	PHOENIX	L	118-126	11-3	4-7	15-10	English-34	Hornacek-24	9,677
26	12/23	@Phoenix	L	107-119	11-3	4-8	15-11	English-30	Gilliam-27	10,274
27	12/27	BOSTON	W	130-109	12-3	4-8	16-11	English-37	McHale-23	17,022$
28	12/30	MIAMI	W	109-83	13-3	4-8	17-11	English-24	Long-18	12,214
29	1/3	@San Antonio	L	105-129	13-3	4-9	17-12	English-19	Anderson-24	7,965
30	1/5	GOLDEN STATE	W	131-129	14-3	4-9	18-12	English-37	Mullin-35	10,649
31	1/7	DALLAS	W	115-94	15-3	4-9	19-12	Davis-24	Schrempf-16	17,022$
32	1/10	@Washington	L	117-120	15-3	4-10	19-13	English-28	King-33	6,109
33	1/11	@Milwaukee	L	106-123	15-3	4-11	19-14	Lever-27	Krystkowiak-27	15,702
34	1/13	@Chicago	L	99-104	15-3	4-12	19-15	English-34	Jordan-38	17,869
35	1/14	CLEVELAND	L	106-114	15-4	4-12	19-16	Lever-33	Harper-30	17,022$
36	1/16	SACRAMENTO	W	116-110	16-4	4-12	20-16	English-29	Pinckney-21	13,672
37	1/18	@Dallas	L	96-102	16-4	4-13	20-17	Schayes-20	Aguirre-26	17,007
38	1/21	MILWAUKEE	L	107-116	16-5	4-13	20-18	English-33	Pierce-21	17,022$
39	1/23	@Indiana	L	102-117	16-5	4-14	20-19	English-25	Miller-27	9,253
40	1/24	@New Jersey	L	115-117	16-5	4-15	20-20	English-43	Williams-27	9,455
41	1/26	@Miami	W	129-108	16-5	5-15	21-20	English-34	Thompson-17	15,008
42	1/28	PHOENIX	W	142-138	17-5	5-15	22-20	Lever-32	Chambers-39	17,022$
43	1/30	@Phoenix	L	100-121	17-5	5-16	22-21	English-20	E.Johnson-26	10,376
44	1/31	@San Antonio	L	111-117	17-5	5-17	22-22	English-28	Maxwell-26	8,041
45	2/2	ATLANTA	W	112-103	18-5	5-17	23-22	English-36	Theus-22	15,774
46	2/4	UTAH	W	127-126	19-5	5-17	24-22	Schayes-37	Malone-33	17,022$
47	2/5	@Houston	L	112-124	19-5	5-18	24-23	Davis-25	Short-23	16,611
48	2/9	MIAMI	W	117-92	20-5	5-18	25-23	Lever-38	Mitchell-15	14,935
49	2/14	@Utah	L	105-119	20-5	5-19	25-24	Davis/Adams-18	Malone-21	12,444
50	2/15	WASHINGTON	W	117-106	21-5	5-19	26-24	English-32	Malone-21	11,471
51	2/17	@Houston	L	111-121	21-5	5-20	26-25	English-25	Olajuwon-34	16,611
52	2/20	DETROIT	W	103-101	22-5	5-20	27-25	English-30	Johnson-21	17,022$
53	2/22	DALLAS	W	109-106	23-5	5-20	28-25	Davis-20	Blackman-33	11,667
54	2/24	UTAH	W	121-102	24-5	5-20	29-25	Adams-32	Malone-25	15,334
55	2/26	PHILADELPHIA	W	122-115	25-5	5-20	30-25	English-31	Gminski-22	16,468
56	2/27	@Golden State	L	132-141	25-5	5-21	30-26	English-29	Mullin-30	15,025
57	3/2	HOUSTON	W	113-103	26-5	5-21	31-26	English-26	McCormick-23	11,603
58	3/4	@San Antonio	L	88-106	26-5	5-22	31-27	English-16	Brickowski-24	11,940
59	3/6	@Detroit	L	112-129	26-5	5-23	31-28	English-27	Dumars-25	21,454
60	3/8	@Charlotte	W	112-99	26-5	6-23	32-28	English-31	Tripucka-21	23,388
61	3/10	@Miami	L	130-131**	26-5	6-24	32-29	English-51	Sparrow-28	15,008
62	3/12	@Boston	L	115-121	26-5	6-25	32-30	English-27	Lewis-28	14,890
63	3/14	CHARLOTTE	W	125-102	27-5	6-25	33-30	Schayes-19	Curry-21	10,522
64	3/16	SAN ANTONIO	W	119-102	28-5	6-25	34-30	English-32	Maxwell-19	12,083
65	3/18	MIAMI	W	111-105	29-5	6-25	35-30	English-25	Edwards-20	15,068
66	3/21	@Houston	W	112-110	29-5	7-25	36-30	English-37	Olajuwon-36	16,611
67	3/24	@Dallas	W	114-105	29-5	8-25	37-30	English-18	Dantley-30	17,007
68	3/25	@Utah	L	90-112	29-5	8-26	37-31	English-19	Malone-37	12,444
69	3/27	@LA Clippers	L	118-119	29-5	8-27	37-32	English-35	Norman-28	9,712
70	3/30	SEATTLE	W	123-116	30-5	8-27	38-32	English-28	Ellis-26	14,851
71	4/1	LA LAKERS	W	114-108*	31-5	8-27	39-32	English-31	Worthy-25	17,022$
72	4/4	SACRAMENTO	W	128-124	32-5	8-27	40-32	Adams-25	Ainge/Pressey-24	10,785
73	4/6	INDIANA	W	132-118	33-5	8-27	41-32	Adams-26	Person-30	11,084
74	4/8	UTAH	W	110-106	34-5	8-27	42-32	English-26	Malone-34	17,022$
75	4/9	@Portland	L	114-120	34-5	8-28	42-33	English-28	Duckworth-27	12,888
76	4/12	@Utah	L	102-107	34-5	8-29	42-34	Davis-29	Malone-40	12,444
77	4/13	@Sacramento	L	112-121	34-5	8-30	42-35	English-31	Berry-25	16,517
78	4/15	@Seattle	L	92-125	34-5	8-31	42-36	English-16	Ellis-32	14,250
79	4/18	@LA Lakers	L	118-142	34-5	8-32	42-37	Lever-26	Worthy-26	17,505
80	4/20	SAN ANTONIO	W	136-113	35-5	8-32	43-37	Adams-25	Bowie-24	13,163
81	4/21	@Golden State	W	139-121	35-5	9-32	44-37	English-30	Higgins-23	15,025
82	4/23	DALLAS	L	96-113	35-6	9-32	44-38	Lever-33	Blackman-21	13,547

* Denotes number of overtime periods $ McNichols Arena sellout

1989-90 ROSTER

NO.	PLAYER	POS	HT	WT	COLLEGE/YR	EXP
14	Michael Adams	G	5-10	165	Boston College '85	4
11	Joe Barry Carroll	F/C	6-10	245	Purdue '80	8
6	Walter Davis	G	6-6	200	North Carolina '77	12
2	Alex English	F	6-7	190	South Carolina '76	13
24	Bill Hanzlik	F	6-7	200	Notre Dame '80	9
45	Tim Kempton	C	6-10	245	Notre Dame '86	2
35	Jerome Lane	F	6-6	232	Pittsburgh '88	1
12	Fat Lever	G	6-3	175	Arizona St. '82	7
21	Todd Lichti	G	6-4	205	Stanford '89	R
41	Blair Rasmussen	C	7-0	260	Oregon '85	4
34	Dan Schayes	C	6-11	260	Syracuse '81	8
51	Reggie Turner	F	6-8	225	Alabama-Birmingham '89	R

Head Coach: ..... Doug Moe (North Carolina '61)
Assistant Coaches: ..... Allan Bristow (Virginia Tech '71), Doug Moe Jr. (Texas '85)
Trainer: ..... Bob "Chopper" Travaglini

NUGGETS 1989-90 TEAM HIGHS & LOWS

	HIGH	LOW
Points	146 vs. Portland, 12/2	86 @ Minnesota, 3/7
Field Goals Made	*58 vs. Orlando, 1/11	34 @ Minnesota, 3/7
Field Goals Attempted	118 vs. Orlando, 1/11	76 @ Minnesota, 11/22
Field Goal Percentage	(.598/55-92) vs. Chicago, 2/8	(.343/37-108) @ Washington, 3/28
Three-Pointers Made	8 vs. Portland, 12/2	*0 @ Sacramento, 4/10
Three-Pointers Attempted	18 @ Golden State, 1/8	*4 vs. Seattle, 4/6
Three-Point Percentage	(.833/5-6) @ Houston, 4/19	*(.000/0-6) @ Sacramento, 4/10
Free Throws Made	35 @ New Jersey, 2/17	*6 @ Portland, 1/6
Free Throws Attempted	43 @ New Jersey, 2/17	6 @ Cleveland, 12/20
Free Throw Percentage	*(1.000/21-21) @ Houston, 1/22	(.500/14-28) vs. Washington, 11/15
Total Rebounds	64 vs. Orlando, 1/11	27 @ Utah, 1/8
Offensive Rebounds	24 vs. Golden State, 2/19	*5 @ Charlotte, 2/16
Defensive Rebounds	*43 vs. Orlando, 1/11	17 @ Utah, 1/8
Assists	42 @ Portland, 1/16	15 @ Washington, 3/28
Steals	16 vs. Sacramento, 11/8	4 @ Charlotte, 12/9
Turnovers	20 vs. Houston, 3/13	8 vs. Atlanta, 2/4
Blocked Shots	10 vs. San Antonio, 1/20	*0 @ Houston, 1/22
Fouls	33 @ Golden State, 12/13	15 @ Washington, 3/28

OPPONENTS 1989-90 TEAM HIGHS & LOWS

	HIGH	LOW
Points	149 @ Philadelphia, 3/30	73 @ Minnesota, 3/7
Field Goals Made	*55 by Portland, 3/24	28 @ Minnesota, 3/7
Field Goals Attempted	104 by New Jersey, 2/1	74 @ Minnesota, 11/22
Field Goal Percentage	(.632/48-76) by Detroit, 12/12	(.301/28-93) @ Minnesota, 3/7
Three-Pointers Made	8 by Cleveland, 3/1	*0 by Minnesota, 4/22
Three-Pointers Attempted	13 by Cleveland, 3/1	2 by San Antonio, 4/20
Three-Point Percentage	*(.667/4-6) by Portland, 3/24	*(.000/0-6) by Minnesota, 4/22
Free Throws Made	41 by Phoenix, 11/4	9 @ Chicago, 2/8
Free Throws Attempted	52 @ Philadelphia, 3/30	13 @ Chicago, 2/8
Free Throw Percentage	(.962/25-26) @ Boston, 12/8	(.537/22-41) @ Seattle, 4/12
Total Rebounds	61 @ Dallas, 12/30	34 by Dallas, 3/3
Offensive Rebounds	22 @ Minnesota, 3/7	*5 by Charlotte, 1/18
Defensive Rebounds	47 by Phoenix, 1/13	22 by Portland, 12/2
Assists	38 @ Houston, 11/9	10 by Sacramento, 11/8
Steals	13 @ New York, 3/31	2 @ Sacramento, 4/10
Turnovers	29 by Sacramento, 11/8	9 by San Antonio, 4/20
Blocked Shots	13 @ Utah, 11/3	0 by Minnesota, 4/22
Fouls	35 @ Utah, 11/3	14 @ Cleveland, 12/20

* Indicates repeated mark, and is the last time it happened.

1989-90 GAME-BY-GAME RESULTS (43-39)

NO.	DATE	OPP.	W-L	SCORE	HM.	RD.	TOT.	DEN. HIGH SCORER	OPP. HIGH SCORER	ATTEND.
1	11/3	@Utah	L	113-122	0-0	0-1	0-1	Rasmussen-25	Malone-40	12,616
2	11/4	PHOENIX	W	135-132	1-0	0-1	1-1	Adams-30	E.Johnson-36	12,439
3	11/8	SACRAMENTO	W	102-84	2-0	0-1	2-1	English-21	K.Smith-24	6,933
4	11/9	@Houston	W	128-127*	2-0	1-1	3-1	Schayes-21	Olajuwon/Thorpe-33	16,266
5	11/11	@San Antonio	L	108-122	2-0	1-2	3-2	Lever-25	Robinson-28	15,198
6	11/14	@LA Clippers	L	121-129	2-0	1-3	3-3	Lever-25	Grant-27	6,125
7	11/15	WASHINGTON	W	109-98	3-0	1-3	4-3	Adams-30	Williams-29	8,701
8	11/17	@LA Lakers	L	105-119	3-0	1-4	4-4	English-19	Green-27	17,505
9	11/18	HOUSTON	W	141-111	4-0	1-4	5-4	English-24	Wiggins-34	13,534
10	11/21	DALLAS	W	111-95	5-0	1-4	6-4	English-18	Blackman-21	8,570
11	11/22	@Minnesota	W	96-93	5-0	2-4	7-4	Davis-28	Campbell-21	22,022
12	11/24	SEATTLE	W	122-109	6-0	2-4	8-4	Lever-24	Barros-18	13,061
13	11/28	GOLDEN STATE	W	141-120	7-0	2-4	9-4	Davis-26	Richmond-27	8,392
14	11/30	MILWAUKEE	W	103-102	8-0	2-4	10-4	Davis-24	Humphries-25	8,727
15	12/2	PORTLAND	W	146-113	9-0	2-4	11-4	English-24	Drexler-24	17,022$
16	12/5	@Chicago	L	99-119	9-0	2-5	11-5	Adams-19	Jordan-35	18,040
17	12/6	@Indiana	L	117-136	9-0	2-6	11-6	Lever-24	Smits-32	9,352
18	12/8	@Boston	W	103-102	9-0	3-6	12-6	English/Adams-20	Parish-38	14,890
19	12/9	@Charlotte	W	106-93	9-0	4-6	13-6	English-25	Tripucka-23	23,901
20	12/12	DETROIT	L	108-121	9-1	4-6	13-7	Davis-27	Aguirre-29	17,022$
21	12/13	@Golden State	L	114-134	9-1	4-7	13-8	Davis-20	Mullin-33	15,025
22	12/15	SACRAMENTO	W	121-112	10-1	4-7	14-8	Davis-35	McCray/Ainge-24	9,112
23	12/16	@LA Clippers	L	108-114	10-1	4-8	14-9	Adams-24	Harper-39	10,024
24	12/20	@Cleveland	W	104-89	10-1	5-8	15-9	English-22	Ehlo-16	15,379
25	12/22	@Orlando	W	137-125	10-1	6-8	16-9	English-25	Anderson-34	15,077
26	12/23	@Miami	W	135-104	10-1	7-8	17-9	Adams-21	Sundvold-15	15,008
27	12/26	PHILADELPHIA	W	114-111	11-1	7-8	18-9	Davis-24	Barkley-32	15,852
28	12/28	MIAMI	W	132-107	12-1	7-8	19-9	English-20	Cummings/Long-14	11,501
29	12/30	@Dallas	L	109-116*	12-1	7-9	19-10	Lever-26	Blackman-29	17,007
30	1/3	@LA Lakers	L	98-114	12-1	7-10	19-11	Davis-22	Johnson-27	17,505
31	1/4	@Sacramento	W	112-98	12-1	8-10	20-11	Davis-27	Tisdale-29	17,014
32	1/6	UTAH	L	120-123*	12-2	8-10	20-12	Davis-36	Malone-48	16,827
33	1/8	@Golden State	L	122-139	12-2	8-11	20-13	English-22	Richmond-32	15,052
34	1/10	@Utah	L	99-130	12-2	8-12	20-14	Rasmussen-20	Malone-31	12,616
35	1/11	ORLANDO	W	141-105	13-2	8-12	21-14	Lever-27	Smith-14	8,763
36	1/13	PHOENIX	L	111-119	13-3	8-12	21-15	Rasmussen/Hanzlik-19	K.Johnson-38	14,070
37	1/15	DALLAS	W	101-90	14-3	8-12	22-15	English-29	Harper-26	9,256
38	1/16	@Portland	L	115-120	14-3	8-13	22-16	Lever-22	Williams-24	12,888
39	1/18	CHARLOTTE	L	108-110	14-4	8-13	22-17	English-28	Tripucka-28	7,965
40	1/20	SAN ANTONIO	W	126-99	15-4	8-13	23-17	Lever-23	Robinson-24	15,817
41	1/22	@Houston	L	104-116	15-4	8-14	23-18	Lever-24	Olajuwon-24	14,890
42	1/27	NEW YORK	L	96-110	15-5	8-14	23-19	Adams-21	Ewing-26	17,022$
43	2/1	NEW JERSEY	W	123-112	16-5	8-14	24-19	English-26	Blaylock-24	6,880
44	2/4	ATLANTA	W	125-113	17-5	8-14	25-19	Adams-27	Wilkins-35	14,530
45	2/6	INDIANA	L	130-138*	17-6	8-14	25-20	Schayes-28	Smits-34	12,871
46	2/8	CHICAGO	W	123-98	18-6	8-14	26-20	English-24	Grant-16	17,022$
47	2/13	@Detroit	L	96-106	18-6	8-15	26-21	Adams-19	Thomas-17	21,454
48	2/14	@Milwaukee	L	117-127	18-6	8-16	26-22	Rasmussen-24	Anderson-24	13,829
49	2/16	@Charlotte	L	107-113	18-6	8-17	26-23	Lever-26	Gilliam/R.Reid-19	23,901
50	2/17	@New Jersey	W	126-117	18-6	9-17	27-23	English-38	Short-29	11,233
51	2/19	GOLDEN STATE	W	114-109	19-6	9-17	28-23	Lever-29	Richmond-24	8,213
52	2/21	LA LAKERS	L	111-113	19-7	9-17	28-24	Lever-25	Scott-24	17,022$
53	2/23	LA CLIPPERS	W	121-113	20-7	9-17	29-24	English-27	Manning/Smith-28	13,630
54	2/25	BOSTON	L	107-115	20-8	9-17	29-25	English-26	Bird-25	17,022$
55	2/27	@Phoenix	L	101-120	20-8	9-18	29-26	English-19	K.Johnson-28	14,487
56	3/1	CLEVELAND	W	131-125	21-8	9-18	30-26	English-26	Price-31	11,816
57	3/3	DALLAS	W	106-89	22-8	9-18	31-26	English-24	Perkins-16	12,207
58	3/6	CHARLOTTE	W	122-96	23-8	9-18	32-26	Schayes-23	Chapman-22	7,712
59	3/7	@Minnesota	W	86-73	23-8	10-18	33-26	Schayes-24	Richardson-19	18,947
60	3/10	@San Antonio	L	111-118	23-8	10-19	33-27	Davis-21	Robinson-26	15,910
61	3/11	UTAH	L	109-110	23-9	10-19	33-28	Adams-25	Malone-35	14,050
62	3/13	HOUSTON	W	117-114	24-9	10-19	34-28	Adams-25	Maxwell-32	12,727
63	3/14	@Phoenix	L	108-138	24-9	10-20	34-29	Adams/Davis-16	Chambers-31	14,487
64	3/16	@Dallas	L	97-104	24-9	10-21	34-30	Davis-24	Harper-26	17,007
65	3/18	MINNESOTA	W	103-98	25-9	10-21	35-30	English-29	Campbell-22	11,864
66	3/20	LA CLIPPERS	W	119-112	26-9	10-21	36-30	English-28	Manning-25	9,652
67	3/22	@Seattle	L	118-125	26-9	10-22	36-31	Lever-23	McDaniel-24	9,830
68	3/24	PORTLAND	L	126-140	26-10	10-22	36-32	English-31	Drexler-28	16,174
69	3/26	@Atlanta	L	102-113	26-10	10-23	36-33	Carroll-18	Wilkins-36	13,054
70	3/28	@Washington	L	99-113	26-10	10-24	36-34	English-16	King/Malone-26	9,411
71	3/30	@Philadelphia	L	131-149	26-10	10-25	36-35	English-21	Barkley-38	17,803
72	3/31	@New York	W	118-115	26-10	11-25	37-35	English-26	Ewing-37	18,146
73	4/4	CHARLOTTE	L	112-116	26-11	11-25	37-36	English-29	Tripucka-23	10,867
74	4/6	SEATTLE	W	119-103	27-11	11-25	38-36	English-25	Threatt-22	16,212
75	4/8	LA LAKERS	L	109-116	27-12	11-25	38-37	Lever-31	Worthy-28	17,022$
76	4/10	@Sacramento	W	121-113	27-12	12-25	39-37	Rasmussen-26	Ainge-22	17,014
77	4/12	@Seattle	L	103-113	27-12	12-26	39-38	Adams-16	McDaniel-26	10,617
78	4/14	@Portland	W	136-127	27-12	13-26	40-38	Adams-31	Duckworth-22	12,888
79	4/17	@Minnesota	W	99-89	27-12	14-26	41-38	Adams-22	Corbin-25	49,551
80	4/19	@Houston	W	130-127*	27-12	15-26	42-38	Lever-22	Olajuwon-52	16,001
81	4/20	SAN ANTONIO	L	108-112	27-13	15-26	42-39	Davis-25	Robinson-26	17,022$
82	4/22	MINNESOTA	W	115-108	28-13	15-26	43-39	Adams-32	Mitchell-27	14,303

* Denotes number of overtime periods $ McNichols Arena sellout

1990-91 ROSTER

NO.	PLAYER	POS	HT	WT	COLLEGE/YR	EXP
3	Mahmoud Abdul-Rauf	G	6-1	170	LSU '92	R
14	Michael Adams	G	5-10	165	Boston College '85	5
45	Anthony Cook	F	6-9	215	Arizona '89	R
6	Walter Davis	G	6-6	200	North Carolina '77	13
23	T.R. Dunn	G	6-4	192	Alabama '77	13
22	Jim Farmer	G	6-4	203	Alabama '87	3
24	Bill Hanzlik	F	6-7	200	Notre Dame '80	10
35	Jerome Lane	F	6-6	232	Pittsburgh '89	2
11	Clifford Lett	G	6-3	170	Florida '89	1
30	Marcus Liberty	F	6-8	205	Illinois '91	R
21	Todd Lichti	G	6-4	205	Stanford '89	1
5	Terry Mills	F/C	6-10	230	Michigan '90	R
41	Blair Rasmussen	C	7-0	260	Oregon '85	5
32	Stephen Thompson	G	6-2	180	Syracuse '90	R
0	Orlando Woolridge	F	6-9	215	Notre Dame '81	9

Head Coach: ..... Paul Westhead (St. Joseph's '61)
Assistant Coaches: ..... Jim Boyle (St. Joseph's '64), Mike Evans (Kansas State '78)
Trainer: ..... Bob "Chopper" Travaglini

NUGGETS 1990-91 TEAM HIGHS & LOWS

	HIGH	LOW
Points	158 vs. Golden State, 11/2	92 vs. Indiana, 3/17
Field Goals Made	63 @ San Antonio, 11/7	38 vs. Detroit, 3/25
Field Goals Attempted	130 vs. Golden State, 11/2	86 vs. Charlotte, 1/16
Field Goal Percentage	(.573/63-110) @ San Antonio, 11/7	(.325/41-126) vs. Philadelphia, 1/5
Three-Pointers Made	11 @ LA Clippers, 4/12	0 vs. LA Lakers, 11/17
Three-Pointers Attempted	26 @ LA Clippers, 4/12	1 vs. LA Lakers, 11/17
Three-Point Percentage	(.625/10-16) @ Sacramento, 12/26	(.000/0-1) vs. LA Lakers, 11/17
Free Throws Made	45 vs. Sacramento, 11/29	4 @ Phoenix, 2/5
Free Throws Attempted	55 @ Golden State, 11/2	10 @ Phoenix, 2/5
Free Throw Percentage	(.952/20-21) @ Chicago, 3/18	(.391/9-23) vs. Minnesota, 3/14
Total Rebounds	73 vs. Philadelphia, 1/5	*32 @ LA Lakers, 11/23
Offensive Rebounds	33 vs. Philadelphia, 1/5	8 @ Detroit, 1/2
Defensive Rebounds	40 vs. Philadelphia, 1/5	19 @ LA Lakers, 11/23
Assists	*40 vs. Chicago, 11/24	12 vs. Indiana, 3/17
Steals	19 vs. Phoenix, 12/15	3 @ New Jersey, 2/15
Turnovers	28 @ Sacramento, 4/18	6 @ Dallas, 4/2
Blocked Shots	14 vs. LA Clippers, 12/1	0 @ Detroit, 1/2
Fouls	40 @ Golden State, 1/8	18 vs. Chicago, 11/24

OPPONENTS 1990-91 TEAM HIGHS & LOWS

	HIGH	LOW
Points	173 @ Phoenix, 11/10	104 by Charlotte, 1/16
Field Goals Made	67 @ Phoenix, 11/10	31 by Orlando, 3/2
Field Goals Attempted	113 by Orlando, 11/27	78 by Detroit, 3/25
Field Goal Percentage	(.653/62-95) by Phoenix, 4/16	(.341/31-91) by Orlando, 3/2
Three-Pointers Made	12 by Houston, 4/5	*0 @ Utah, 4/13
Three-Pointers Attempted	19 by Houston, 4/5	*0 by Seattle, 4/7
Three-Point Percentage	*(.667/6-9) by Utah, 3/3	*(.000/0-3) @ Utah, 4/13
Free Throws Made	49 @ Golden State, 3/21	14 by Orlando, 11/27
Free Throws Attempted	60 @ Golden State, 3/21	*24 @ Sacramento, 4/18
Free Throw Percentage	(.938/30-32) @ Atlanta, 3/5	(.583/14-24) by Orlando, 11/27
Total Rebounds	71 @ Indiana, 3/7	32 by Sacramento, 3/29
Offensive Rebounds	27 by Orlando, 11/27	4 by Sacramento, 3/29
Defensive Rebounds	52 @ San Antonio, 12/19	25 by Minnesota, 11/15
Assists	50 @ Phoenix, 11/10	12 by Golden state, 2/23
Steals	19 @ Phoenix, 11/10	1 @ Orlando, 3/8
Turnovers	*28 vs. Phoenix, 12/15	11 by Minnesota, 3/14
Blocked Shots	16 @ San Antonio, 12/19	1 by Houston, 2/26
Fouls	38 by Golden State, 11/2	*13 @ LA Lakers, 2/28

* Indicates repeated mark, and is the last time it happened.

1990-91 GAME-BY-GAME RESULTS (20-62)

NO.	DATE	OPP.	W-L	SCORE	HM.	RD.	TOT.	DEN. HIGH SCORER	OPP. HIGH SCORER	ATTEND.
1	11/2	GOLDEN STATE	L	158-162	0-1	0-0	0-1	Woolridge-37	Mullin-38	9,838
2	11/3	@Dallas	L	110-140	0-1	0-1	0-2	Woolridge-21	Tarpley-25	17,007
3	11/6	@Houston	L	135-145	0-1	0-2	0-3	Lichti-27	K.Smith-35	14,002
4	11/7	@San Antonio	L	153-161	0-1	0-3	0-4	Woolridge-37	Robinson-43	15,908
5	11/8	SEATTLE	L	129-135	0-2	0-3	0-5	Davis-41	McDaniel-27	10,571
6	11/10	@Phoenix	L	143-173	0-2	0-4	0-6	Woolridge-40	Ceballos-32	14,487
7	11/13	@Portland	L	129-155	0-2	0-5	0-7	Woolridge-30	Drexler-39	12,888
8	11/15	MINNESOTA	W	121-108	1-2	0-5	1-7	Woolridge-25	Corbin/Campbell-24	6,663
9	11/17	PORTLAND	L	112-143	1-3	0-5	1-8	Davis-27	Drexler-31	12,356
10	11/19	LA LAKERS	L	105-122	1-4	0-5	1-9	Woolridge-30	Worthy-25	11,549
11	11/21	@LA Lakers	L	121-141	1-4	0-6	1-10	Woolridge-28	Worthy-29	15,941
12	11/24	CHICAGO	L	145-151	1-5	0-6	1-11	Woolridge-29	Jordan-38	17,022$
13	11/27	ORLANDO	W	124-113	2-5	0-6	2-11	Woolridge-28	Catledge-30	6,184
14	11/29	SACRAMENTO	W	136-128	3-5	0-6	3-11	Woolridge-32	Tisdale-33	6,379
15	12/1	LA CLIPPERS	L	121-137	3-6	0-6	3-12	Woolridge-28	Smith-52	10,036
16	12/4	@Cleveland	L	117-121	3-6	0-7	3-13	Woolridge-31	Daugherty-31	13,116
17	12/5	@Boston	L	140-148	3-6	0-8	3-14	Adams-31	Bird-43	14,890
18	12/7	@Philadelphia	L	126-135	3-6	0-9	3-15	Woolridge-36	Barkley-40	15,325
19	12/8	@Charlotte	W	126-119	3-6	1-9	4-15	Woolridge-33	Chapman-36	23,901
20	12/11	WASHINGTON	W	128-125	4-6	1-9	5-15	Woolridge-33	King-34	8,291
21	12/13	@Utah	L	126-141	4-6	1-10	5-16	Woolridge-29	K. Malone-39	12,616
22	12/15	PHOENIX	L	134-142	4-7	1-10	5-17	Adams-23	Chambers/Hornacek-28	13,696
23	12/19	@San Antonio	L	109-144	4-7	1-11	5-18	Abdul-Rauf-27	Elliott-18	15,908
24	12/22	DALLAS	L	110-119	4-8	1-11	5-19	Adams-27	Blackman-31	8,595
25	12/23	@Portland	L	101-132	4-8	1-12	5-20	Adams/Abdul-Rauf-18	Kersey-23	12,884
26	12/26	@Sacramento	W	128-112	4-8	2-12	6-20	Adams-44	Mays-36	17,014
27	12/27	MIAMI	L	114-124	4-9	2-12	6-21	Adams-23	Douglas-42	8,878
28	12/29	@Washington	L	133-161	4-9	2-13	6-22	Adams/Abdul-Rauf-32	King-52	18,756
29	12/30	@Orlando	L	116-155	4-9	2-14	6-23	Adams-26	Reynolds-27	15,077
30	1/2	@Detroit	L	107-118	4-9	2-15	6-24	Davis-23	Rodman-34	21,454
31	1/3	@New York	L	108-135	4-9	2-16	6-25	Adams-22	Wilkins-25	15,440
32	1/5	PHILADELPHIA	L	104-120	4-10	2-16	6-26	Davis-24	Barkley-41	14,742
33	1/8	@Golden State	L	125-147	4-10	2-17	6-27	Lane-22	Hardaway-34	15,035
34	1/10	HOUSTON	L	133-156	4-11	2-17	6-28	Adams-39	Maxwell-26	7,087
35	1/12	CLEVELAND	W	128-120	5-11	2-17	7-28	Adams-28	Daugherty-38	10,327
36	1/15	@Seattle	L	99-146	5-11	2-18	7-29	Williams-16	Ellis/Barros-22	9,618
37	1/16	CHARLOTTE	W	111-104	6-11	2-18	8-29	Davis-31	Chapman-23	11,275
38	1/19	SAN ANTONIO	L	108-117	6-12	2-18	8-30	Adams-27	Robinson-28	13,851
39	1/21	MINNESOTA	W	115-110	7-12	2-18	9-30	Adams-24	Mitchell-25	7,292
40	1/24	NEW YORK	W	120-117	8-12	2-18	10-30	Adams-31	Ewing-30	10,144
41	1/26	UTAH	W	120-115	9-12	2-18	11-30	Adams-37	Malone-36	10,935
42	1/29	@Milwaukee	W	126-122	9-12	3-18	12-30	Adams-41	Pierce-28	15,993
43	1/31	NEW JERSEY	W	123-119	10-12	3-18	13-30	Adams-45	Theus-28	9,087
44	2/2	ATLANTA	W	126-125	11-12	3-18	14-30	Adams-31	Wilkins-34	14,683
45	2/5	@Phoenix	L	103-126	11-12	3-19	14-31	Rasmussen/Abdul-Rauf-16	Johnson-21	14,487
46	2/12	@Orlando	L	122-129	11-12	3-20	14-32	Abdul-Rauf-35	Skiles-33	15,077
47	2/14	@Miami	L	112-141	11-12	3-21	14-33	Woolridge-20	Kessler/Edwards-21	15,008
48	2/15	@New Jersey	L	110-138	11-12	3-22	14-34	Woolridge-34	Coleman-42	11,335
49	2/17	BOSTON	L	108-126	11-13	3-22	14-35	Woolridge-23	Bird-24	17,022$
50	2/18	@Minnesota	L	114-128	11-13	3-23	14-36	Woolridge/Abdul-Rauf-30	Campbell-25	19,006
51	2/21	PORTLAND	L	111-122	11-14	3-23	14-37	Woolridge-20	Duckworth-25	9,757
52	2/23	GOLDEN STATE	W	150-145	12-14	3-23	15-37	Adams-41	Mullin-37	14,519
53	2/24	@LA Clippers	L	112-129	12-14	3-24	15-38	Adams-29	Harper-22	13,280
54	2/26	HOUSTON	L	99-129	12-15	3-24	15-39	Woolridge-30	Floyd-40	7,969
55	2/28	LA LAKERS	L	108-121	12-16	3-24	15-40	Adams-31	Teagle-23	13,962
56	3/2	ORLANDO	W	126-111	13-16	3-24	16-40	Adams-37	Skiles-24	7,519
57	3/5	@Atlanta	L	127-139	13-16	3-25	16-41	Woolridge-32	Webb-32	13,500
58	3/7	@Indiana	L	125-145	13-16	3-26	16-42	Liberty/Rasmussen-18	Miller-33	9,598
59	3/8	@Orlando	L	113-129	13-16	3-27	16-43	Adams-27	Scott-40	15,077
60	3/10	DALLAS	W	124-110	14-16	3-27	17-43	Adams/Woolridge-31	Williams-25	11,520
61	3/12	LA CLIPPERS	L	123-126*	14-17	3-27	17-44	Adams-38	Manning-26	7,424
62	3/14	MINNESOTA	W	112-105	15-17	3-27	18-44	Adams-27	Campbell-32	7,308
63	3/15	@LA Lakers	L	117-127	15-17	3-28	18-45	Woolridge-28	Worthy-35	17,505
64	3/17	INDIANA	L	92-130	15-18	3-28	18-46	Adams-21	Person-20	10,027
65	3/18	@Chicago	L	108-121	15-18	3-29	18-47	Woolridge-21	Jordan-31	18,163
66	3/20	UTAH	L	98-106	15-19	3-29	18-48	Adams-30	K.Malone-31	10,631
67	3/21	@Golden State	L	116-136	15-19	3-30	18-49	Adams-23	Richmond-30	15,025
68	3/23	MILWAUKEE	L	136-140*	15-20	3-30	18-50	Adams-54	Ellis-25	10,750
69	3/25	DETROIT	L	94-119	15-21	3-30	18-51	Adams-19	Edwards-32	13,553
70	3/29	SACRAMENTO	W	140-122	16-21	3-30	19-51	Adams-37	Sparrow-24	9,554
71	3/30	@San Antonio	L	116-130	16-21	3-31	19-52	Woolridge/Farmer-17	Robinson-30	15,908
72	4/2	@Dallas	L	126-133	16-21	3-32	19-53	Adams-37	Harper-24	16,105
73	4/4	@Minnesota	L	122-134	16-21	3-33	19-54	Adams-34	Corbin-26	19,006
74	4/5	HOUSTON	L	120-126	16-22	3-33	19-55	Adams-41	Maxwell-45	12,434
75	4/7	SEATTLE	L	117-124	16-23	3-33	19-56	Adams-37	Johnson-31	13,779
76	4/8	@Seattle	L	112-118	16-23	3-34	19-57	Woolridge-27	Three w/-19	12,811
77	4/12	@LA Clippers	L	130-146	16-23	3-35	19-58	Adams-35	Polynice-30	13,455
78	4/13	@Utah	L	110-121	16-23	3-36	19-59	Woolridge-20	K. Malone-41	12,616
79	4/16	PHOENIX	L	118-153	16-24	3-36	19-60	Adams-23	Ceballos-34	8,298
80	4/18	@Sacramento	L	104-123	16-24	3-37	19-61	Williams-23	Simmons-26	17,014
81	4/19	SAN ANTONIO	W	125-122	17-24	3-37	20-61	Adams-30	Robinson-27	12,596
82	4/21	@Houston	L	125-131	17-24	3-38	20-62	Woolridge-30	Olajuwon-26	16,611

* Denotes number of overtime periods $ McNichols Arena sellout

1991-92 ROSTER

NO.	PLAYER	POS	HT	WT	COLLEGE/YR	EXP
3	Mahmoud Abdul-Rauf	G	6-1	170	LSU '92	1
33	Greg Anderson	F/C	6-10	230	Houston '87	4
43	Kevin Brooks	F	6-8	200	SW Louisiana '91	R
00	Anthony Cook	F/C	6-9	215	Arizona '89	1
11	Winston Garland	G	6-2	175	SW Missouri St. '87	4
10	Scott Hastings	F/C	6-11	245	Arkansas '82	9
35	Jerome Lane	F	6-6	232	Pittsburgh '89	3
30	Marcus Liberty	F	6-8	205	Illinois '91	1
21	Todd Lichti	G	6-4	205	Stanford '89	2
12	Mark Macon	G	6-5	185	Temple '91	R
55	Dikembe Mutombo	C	7-2	245	Georgetown '91	R
34	Reggie Williams	F/G	6-7	195	Georgetown '87	4
42	Joe Wolf	F/C	6-11	230	North Carolina '87	4

Head Coach: ..... Paul Westhead (St. Joseph's '61)
Assistant Coaches: ..... Jim Boyle (St. Joseph's '64), Mike Evans (Kansas State '78),
..... Judas Prada (Linfield '79)
Trainer: ..... Jim Gillen (Ft. Hays State '74)

NUGGETS 1991-92 TEAM HIGHS & LOWS

	HIGH	LOW
Points	123 vs. Phoenix, 12/18	*81 vs. Houston, 2/28
Field Goals Made	50 vs. Sacramento, 3/17	31 vs. Orlando, 1/4
Field Goals Attempted	106 vs. Cleveland, 2/12	*74 vs. San Antonio, 1/11
Field Goal Percentage	(.568/46-81) vs. Portland, 11/16	(.327/32-98) @ New Jersey, 12/12
Three-Pointers Made	6 vs. Miami, 2/26	*0 @ Orlando, 3/10
Three-Pointers Attempted	*12 vs. Portland, 3/4	0 @ New Jersey, 11/30
Three-Point Percentage	(.625/5-8) @ Dallas, 1/16	*(.000/0-3) @ Orlando, 3/10
Free Throws Made	31 vs. Orlando, 1/4	6 @ LA Lakers, 1/10
Free Throws Attempted	44 vs. Orlando, 1/4	*11 vs. San Antonio, 4/5
Free Throw Percentage	(.938/15-16) @ Indiana, 2/2	(.467/7-15) @ Cleveland, 3/15
Total Rebounds	60 vs. Philadelphia, 12/30	26 vs. Indiana, 2/2
Offensive Rebounds	29 @ Minnesota, 2/3	*7 vs. San Antonio, 4/5
Defensive Rebounds	41 vs. Dallas, 2/14	18 @ Seattle, 12/19
Assists	28 vs. Minnesota, 3/31	8 vs. Dallas, 11/19
Steals	16 @ Houston, 4/2	3 @ Phoenix, 11/20
Turnovers	30 @ LA Clippers, 11/8	8 vs. Orlando, 1/4
Blocked Shots	*14 vs. Utah, 3/8	0 @ New York, 2/22
Fouls	36 @ Portland, 2/11	16 vs. San Antonio, 4/5

OPPONENTS 1991-92 TEAM HIGHS & LOWS

	HIGH	LOW
Points	137 @ Houston, 4/2	77 by Minnesota, 11/7
Field Goals Made	56 @ Boston, 12/9	*27 by Seattle, 11/29
Field Goals Attempted	104 @ New Jersey, 12/12	*70 by Indiana, 2/2
Field Goal Percentage	(.615/48-78) @ LA Clippers, 4/11	(.345/29-94) @ Philadelphia, 12/11
Three-Pointers Made	7 @ Indiana, 12/14	*0 by LA Lakers, 4/15
Three-Pointers Attempted	*13 @ Indiana, 12/14	0 @ San Antonio, 2/29
Three-Point Percentage	(.800/4-5) @ Minnesota, 2/3	*(.000/0-2) by LA Lakers, 4/15
Free Throws Made	40 @ Phoenix, 11/20	9 @ New Jersey, 12/12
Free Throws Attempted	52 @ Portland, 2/11	12 @ New York, 2/22
Free Throw Percentage	(1.000/27-27) by LA Lakers, 1/30	(.548/17-31) by New Jersey, 11/30
Total Rebounds	57 @ New Jersey, 12/12	27 by Indiana, 2/2
Offensive Rebounds	24 @ Seattle, 12/19	4 by LA Lakers, 1/30
Defensive Rebounds	*42 @ Utah, 11/22	*21 by LA Lakers, 4/15
Assists	38 @ LA Clippers, 4/11	8 by Houston, 11/2
Steals	21 @ LA Clippers, 11/8	2 @ Minnesota, 2/3
Turnovers	28 @ Orlando, 3/10	8 by Dallas, 11/19
Blocked Shots	22 @ New Jersey, 12/12	*2 @ Portland, 11/12
Fouls	*32 by Orlando, 1/4	14 @ Chicago, 3/24

* Indicates repeated mark, and is the last time it happened.

1991-92 GAME-BY-GAME RESULTS (24-58)

NO.	DATE	OPP.	W-L	SCORE	HM.	RD.	TOT.	DEN. HIGH SCORER	OPP. HIGH SCORER	ATTEND.
1	11/1	GOLDEN STATE	L	105-108	0-1	0-0	0-1	Anderson-22	Hardaway-25	11,713
2	11/2	HOUSTON	W	109-101*	1-1	0-0	1-1	Mutombo-27	Maxwell-35	7,692
3	11/5	SAN ANTONIO	W	97-96	2-1	0-0	2-1	Williams-24	Carr-30	13,976
4	11/7	MINNESOTA	W	88-77	3-1	0-0	3-1	Macon-18	Campbell-18	9,837
5	11/8	@LA Clippers	L	82-106	3-1	0-1	3-2	Williams-21	Norman-18	8,957
6	11/12	@Portland	L	82-120	3-1	0-2	3-3	Mutombo-16	Porter-15	12,888
7	11/16	PORTLAND	W	121-111	4-1	0-2	4-3	Williams-31	Porter-21	13,448
8	11/19	DALLAS	L	93-96	4-2	0-2	4-4	Williams-18	Blackman-18	7,382
9	11/20	@Phoenix	L	97-113	4-2	0-3	4-5	Mutombo-21	Johnson-25	14,496
10	11/22	@Utah	L	96-121	4-2	0-4	4-6	Mutombo-28	J. Malone-31	18,700
11	11/23	CHICAGO	L	100-107	4-3	0-4	4-7	Mutombo-22	Jordan-37	17,022$
12	11/26	CHARLOTTE	W	103-97	5-3	0-4	5-7	Williams-22	Johnson-25	8,721
13	11/27	@Minnesota	L	92-101	5-3	0-5	5-8	Mutombo-23	Glass/Mitchell-22	19,006
14	11/29	SEATTLE	W	101-90	6-3	0-5	6-8	Williams-29	Johnson-20	10,613
15	11/30	NEW JERSEY	W	107-97	7-3	0-5	7-8	Abdul-Rauf-24	Mills-19	9,597
16	12/3	@Houston	W	110-100	7-3	1-5	8-8	Williams-26	Maxwell/K. Smith-20	13,023
17	12/6	LA CLIPPERS	L	100-102*	7-4	1-5	8-9	Williams-24	Grant-20	10,697
18	12/9	@Boston	L	94-132	7-4	1-6	8-10	Mutombo-21	Lewis-31	14,890
19	12/11	@Philadelphia	W	98-88	7-4	2-6	9-10	Williams-21	Hawkins-24	12,231
20	12/12	@New Jersey	L	81-121	7-4	2-7	9-11	Williams-16	Petrovic-18	7,520
21	12/14	@Indiana	L	108-129	7-4	2-8	9-12	Mutombo-26	Miller-37	10,531
22	12/16	@Detroit	L	89-103	7-4	2-9	9-13	Mutombo-22	Dumars-27	21,454
23	12/18	PHOENIX	W	123-109	8-4	2-9	10-13	Mutombo-27	Hornacek-28	9,802
24	12/19	@Seattle	L	106-119	8-4	2-10	10-14	Liberty-18	Pierce-29	10,663
25	12/21	WASHINGTON	L	102-117	8-5	2-10	10-15	Davis-20	Ellison-26	12,659
26	12/26	GOLDEN STATE	L	100-110	8-6	2-10	10-16	Anderson-18	Mullin-31	17,022$
27	12/28	BOSTON	W	97-90	9-6	2-10	11-16	Macon-21	Lewis-27	17,022$
28	12/30	PHILADELPHIA	W	109-93	10-6	2-10	12-16	Mutombo-26	Barkley-25	17,022$
29	1/2	@Golden State	L	111-125	10-6	2-11	12-17	Mutombo-29	Hardaway-27	15,025
30	1/4	ORLANDO	W	93-91	11-6	2-11	13-17	Anderson-21	Reynolds-21	11,354
31	1/7	SEATTLE	L	99-106	11-7	2-11	13-18	Mutombo-27	Pierce-28	8,877
32	1/8	@Phoenix	L	114-135	11-7	2-12	13-19	Mutombo-24	Hornacek-24	14,496
33	1/10	@LA Lakers	L	88-102	11-7	2-13	13-20	Williams-23	Worthy-26	17,000
34	1/11	SAN ANTONIO	L	85-96	11-8	2-13	13-21	Williams-18	Strickland-22	17,022$
35	1/13	SACRAMENTO	W	111-109	12-8	2-13	14-21	Williams-26	Simmons-31	13,536
36	1/14	@Houston	L	94-111	12-8	2-14	14-22	Anderson/Abdul-Rauf-20	Olajuwon-25	13,789
37	1/16	@Dallas	W	101-90	12-8	3-14	15-22	Garland-25	Harper-24	15,506
38	1/19	ATLANTA	L	93-119	12-9	3-14	15-23	Mutombo-23	Willis-25	15,412
39	1/21	@Sacramento	L	85-94	12-9	3-15	15-24	Mutombo-17	Simmons/Webb-18	17,014
40	1/23	UTAH	W	115-111	13-9	3-15	16-24	Anderson-23	K. Malone-38	14,399
41	1/25	MILWAUKEE	W	107-100*	14-9	3-15	17-24	Anderson-23	Malone-21	13,965
42	1/30	LA LAKERS	L	96-106	14-10	3-15	17-25	Williams-24	Scott-28	14,707
43	1/31	@Golden State	L	103-124	14-10	3-16	17-26	Liberty-22	Mullin-26	15,025
44	2/2	INDIANA	L	122-128	14-11	3-16	17-27	Williams-27	Person-27	11,491
45	2/3	@Minnesota	L	99-114	14-11	3-17	17-28	Mutombo-39	Campbell-30	18,434
46	2/6	@Milwaukee	L	97-106	14-11	3-18	17-29	Mutombo-27	Ellis-25	15,527
47	2/11	@Portland	L	112-121	14-11	3-18	17-30	Williams-19	Drexler-28	12,888
48	2/12	CLEVELAND	W	108-102	15-11	3-19	18-30	Williams-24	Ehlo-25	12,392
49	2/14	DALLAS	W	105-85	16-11	3-19	19-30	Williams-22	Harper-20	12,223
50	2/15	@Utah	L	93-106	16-11	3-20	19-31	Williams-21	J. Malone-24	19,911
51	2/19	@Charlotte	L	104-106	16-11	3-21	19-32	Williams-31	Johnson-34	23,698
52	2/21	@Washington	W	106-99	16-11	4-21	20-32	Williams-20	Ellison-30	18,756
53	2/22	@New York	L	87-98	16-11	4-22	20-33	Mutombo-17	Ewing-26	19,763
54	2/24	@Atlanta	L	95-117	16-11	4-23	20-34	Liberty-21	Willis-21	9,673
55	2/26	MIAMI	L	98-105	16-12	4-23	20-35	Abdul-Rauf-23	Rice-38	8,944
56	2/28	HOUSTON	L	81-84	16-13	4-23	20-36	Williams-20	K. Smith-25	16,206
57	2/29	@San Antonio	L	112-115	16-13	4-24	20-37	Anderson-22	Robinson-34	16,057
58	3/3	@Seattle	L	99-111	16-13	4-25	20-38	Williams-21	Kemp-21	9,865
59	3/4	PORTLAND	L	100-129	16-14	4-25	20-39	Liberty-22	Ainge-23	13,704
60	3/6	DETROIT	L	91-106	16-15	4-25	20-40	Anderson-26	Dumars-30	17,022$
61	3/8	UTAH	L	88-112	16-16	4-25	20-41	Lichti/Macon-16	K. Malone-23	10,251
62	3/10	@Orlando	W	89-82	16-16	5-25	21-41	Williams-20	Bowie-24	15,151
63	3/13	@Miami	L	109-113	16-16	5-26	21-42	Liberty-17	Rice-29	15,008
64	3/15	@Cleveland	L	91-100	16-16	5-27	21-43	Garland-26	Price-29	16,549
65	3/17	SACRAMENTO	W	118-100	17-16	5-27	22-43	Williams-27	Richmond-24	13,439
66	3/19	@Utah	L	100-115	17-16	5-28	22-44	Liberty-23	K. Malone-31	19,911
67	3/21	LA CLIPPERS	L	87-114	17-17	5-28	22-45	Davis-17	Manning-18	15,581
68	3/23	@Minnesota	W	100-95	17-17	6-28	23-45	Williams-19	West-20	19,006
69	3/24	@Chicago	L	103-116	17-17	6-29	23-46	Williams-32	Jordan-50	18,382
70	3/26	NEW YORK	L	104-106	17-18	6-29	23-47	Williams-27	Jackson-25	16,202
71	3/28	PHOENIX	L	101-121	17-19	6-29	23-48	Liberty-18	Hornacek-25	17,022$
72	3/29	@Dallas	L	98-105	17-19	6-30	23-49	Liberty/Macon-19	Blackman-22	16,203
73	3/31	MINNESOTA	L	114-121*	17-20	6-30	23-50	Williams-23	Richardson-27	12,335
74	4/2	@Houston	L	114-137	17-20	6-31	23-51	Liberty-23	Olajuwon/Floyd-17	13,651
75	4/5	SAN ANTONIO	L	87-90	17-21	6-31	23-52	Williams-25	Cummings-24	13,317
76	4/7	UTAH	L	101-124	17-22	6-31	23-53	Williams-20	K. Malone-24	13,537
77	4/9	@Sacramento	L	107-124	17-22	6-32	23-54	Liberty-25	Simmons-32	17,014
78	4/11	@LA Clippers	L	88-122	17-22	6-33	23-55	Liberty-19	Smith-29	15,800
79	4/13	@LA Lakers	L	93-100	17-22	6-34	23-56	Liberty-24	Teagle-27	17,137
80	4/15	LA LAKERS	W	110-107	18-22	6-34	24-56	Anderson-30	Divac-23	14,019
81	4/17	@San Antonio	L	94-108	18-22	6-35	24-57	Davis-20	Cummings-34	16,057
82	4/19	DALLAS	L	92-104	18-23	6-35	24-58	Williams-21	Iuzzolino-21	13,141

* Denotes number of overtime periods $ McNichols Arena sellout

1992-93 ROSTER

NO.	PLAYER	POS	HT	WT	COLLEGE/YR	EXP
3	Mahmoud Abdul-Rauf	G	6-1	170	LSU '92	2
43	Kevin Brooks	F	6-8	200	SW Louisiana '91	1
00	Anthony Cook	F/C	6-9	215	Arizona '89	2
20	LaPhonso Ellis	F	6-8	240	Notre Dame '92	R
12	Winston Garland	G	6-2	175	SW Missouri St. '87	5
10	Scott Hastings	F/C	6-11	245	Arkansas '82	10
30	Marcus Liberty	F	6-8	205	Illinois '91	2
24	Todd Lichti	G	6-4	205	Stanford '89	3
1	Mark Macon	G	6-5	185	Temple '91	1
55	Dikembe Mutombo	C	7-2	245	Georgetown '91	1
14	Robert Pack	G	6-2	190	USC '91	1
23	Bryant Stith	G	6-5	208	Virginia '92	R
28	Robert Werdann	C	6-11	250	St. John's '92	R
34	Reggie Williams	F/G	6-7	195	Georgetown '87	5

Head Coach: ..... Dan Issel (Kentucky '70)
Assistant Coaches: ..... Gene Littles (High Point '69), Mike Evans (Kansas State '78)
Trainer: ..... Jim Gillen (Ft. Hays State '74)

NUGGETS 1992-93 TEAM HIGHS & LOWS

	HIGH	LOW
Points	137 vs. Dallas, 4/21	80 @ Philadelphia, 3/23
Field Goals Made	54 vs. Dallas, 4/21	31 @ Minnesota, 1/15
Field Goals Attempted	115 @ Charlotte, 12/12	75 vs. Dallas, 2/6
Field Goal Percentage	(.575/50-87) @ Washington, 3/10	(.320/32-100) @ Chicago, 11/14
Three-Pointers Made	6 vs. LA Lakers, 3/2	*0 @ Golden State, 4/12
Three-Pointers Attempted	*12 @ Utah, 3/29	*1 @ San Antonio, 1/19
Three-Point Percentage	(.800/4-5) @ New Jersey, 1/28	*(.000/0-4) @ Golden State, 4/12
Free Throws Made	44 vs. Dallas, 2/6	7 @ Houston, 12/26
Free Throws Attempted	57 vs. Dallas, 2/6	*10 vs. Cleveland, 1/23
Free Throw Percentage	(.952/20-21) @ Houston, 2/27	(.533/8-15) @ Phoenix, 12/27
Total Rebounds	65 vs. LA Clippers, 4/18	27 @ San Antonio, 1/19
Offensive Rebounds	25 vs. LA Clippers, 4/18	6 @ San Antonio, 1/19
Defensive Rebounds	44 vs. Miami, 3/15	18 vs. Orlando, 3/20
Assists	35 @ Dallas, 1/21	10 vs. Dallas, 2/6
Steals	14 vs. Minnesota, 4/4	*3 @ San Antonio, 4/22
Turnovers	34 @ LA Lakers, 11/22	6 vs. Cleveland, 1/23
Blocked Shots	16 vs. New York, 1/13	*2 @ Portland, 1/12
Fouls	38 @ Utah, 12/5	16 @ Cleveland, 3/8

OPPONENTS 1992-93 TEAM HIGHS & LOWS

	HIGH	LOW
Points	131 @ San Antonio, 4/22	83 by LA Clippers, 4/18
Field Goals Made	53 @ Cleveland, 3/8	30 by Dallas, 1/16
Field Goals Attempted	112 @ Miami, 2/15	70 @ Utah, 2/3
Field Goal Percentage	(.605/49-81) @ Boston, 12/9	(.347/35-101) by New York, 1/13
Three-Pointers Made	8 by Houston, 4/14	*0 by LA Clippers, 4/18
Three-Pointers Attempted	16 by LA Lakers, 3/2	0 by LA Lakers, 12/19
Three-Point Percentage	(1.000/5-5) @ San Antonio, 4/22	*(.000/0-5) vs. LA Clippers, 4/18
Free Throws Made	41 by Philadelphia, 2/12	10 @ Minnesota, 3/16
Free Throws Attempted	51 by Minnesota, 11/21	11 @ Minnesota, 3/16
Free Throw Percentage	(.933/28-30) @ San Antonio, 4/22	(.517/15-29) @ Atlanta, 12/11
Total Rebounds	62 @ New Jersey, 3/6	31 by Sacramento, 11/25
Offensive Rebounds	24 @ New Jersey, 3/6	6 @ Boston, 12/9
Defensive Rebounds	46 @ Charlotte, 12/12	19 @ Seattle, 1/2
Assists	45 @ Cleveland, 3/8	11 by LA Clippers, 4/18
Steals	17 by Seattle, 2/23	2 @ Cleveland, 1/23
Turnovers	27 by Sacramento, 2/5	8 @ Washington, 3/10
Blocked Shots	17 @ Philadelphia, 3/23	0 by Minnesota, 4/4
Fouls	*36 @ Dallas, 2/24	11 @ Phoenix, 12/27

* Indicates repeated mark, and is the last time it happened.

1992-93 GAME-BY-GAME RESULTS (36-46)

NO.	DATE	OPP.	W-L	SCORE	HM.	RD.	TOT.	DEN. HIGH SCORER	OPP. HIGH SCORER	ATTEND.
1	11/7	SAN ANTONIO	W	125-121**	1-0	0-0	1-0	Abdul-Rauf-32	Robinson-30	17,022$
2	11/8	@Portland	L	104-123	1-0	0-1	1-1	Abdul-Rauf-32	Drexler-29	12,888
3	11/10	UTAH	L	109-118	1-1	0-1	1-2	Abdul-Rauf-27	K. Malone-29	10,456
4	11/14	@Chicago	L	84-117	1-1	0-2	1-3	Mutombo-17	Jordan-18	18,676
5	11/15	@Milwaukee	L	98-115	1-1	0-3	1-4	Abdul-Rauf-20	Edwards-32	14,882
6	11/17	@Indiana	L	98-128	1-1	0-4	1-5	Abdul-Rauf-23	Smits-27	10,034
7	11/19	DETROIT	W	99-87	2-1	0-4	2-5	Mutombo-23	Dumars-25	12,506
8	11/21	MINNESOTA	W	131-118	3-1	0-4	3-5	Lichti-24	Laettner-23	12,457
9	11/22	@LA Lakers	L	107-119	3-1	0-5	3-6	Abdul-Rauf-20	Threatt-32	13,841
10	11/25	SACRAMENTO	W	114-99	4-1	0-5	4-6	Abdul-Rauf-23	Richmond-20	8,467
11	11/27	@LA Clippers	W	109-106	4-1	1-5	5-6	Abdul-Rauf/Liberty-19	Harper-20	10,583
12	11/28	LA CLIPPERS	L	119-121	4-2	1-5	5-7	Ellis-27	M. Jackson-27	15,241
13	12/1	HOUSTON	W	112-105	5-2	1-5	6-7	Williams-35	Olajuwon-30	10,147
14	12/4	GOLDEN STATE	W	116-113	6-2	1-5	7-7	Mutombo-26	Mullin-34	12,936
15	12/5	@Utah	L	89-119	6-2	1-6	7-8	Ellis-14	K. Malone-30	19,911
16	12/9	@Boston	L	119-129	6-2	1-7	7-9	Abdul-Rauf-26	Lewis-36	14,890
17	12/11	@Atlanta	L	107-112*	6-2	1-8	7-10	Williams-27	Wilkins-33	10,885
18	12/12	@Charlotte	L	100-109	6-2	1-9	7-11	Williams-21	Three w/20	23,698
19	12/14	@New York	L	89-106	6-2	1-10	7-12	Abdul-Rauf-26	Smith-23	16,781
20	12/16	PORTLAND	L	99-100	6-3	1-10	7-13	Ellis-21	Drexler-25	11,816
21	12/19	LA LAKERS	L	86-92	6-4	1-10	7-14	Abdul-Rauf-21	Threatt-27	17,022$
22	12/22	@San Antonio	L	108-113	6-4	1-11	7-15	Plummer-20	Elliott/Ellis-23	16,057
23	12/23	PHOENIX	L	96-111	6-5	1-11	7-16	Abdul-Rauf-22	Majerle-25	17,022$
24	12/26	@Houston	L	82-90	6-5	1-12	7-17	Williams-16	Olajuwon-18	14,775
25	12/27	@Phoenix	L	88-129	6-5	1-13	7-18	Three w/12	Dumas-27	19,023
26	12/30	SAN ANTONIO	L	94-114	6-6	1-13	7-19	Abdul-Rauf-24	Robinson-29	17,022$
27	1/2	@Seattle	L	104-108	6-6	1-14	7-20	Williams-22	McKey-27	14,252
28	1/5	@Sacramento	L	106-126	6-6	1-15	7-21	Ellis-20	Richmond-25	17,317
29	1/8	HOUSTON	W	115-90	7-6	1-15	8-21	Williams/Abdul-Rauf-19	Olajuwon-18	13,032
30	1/9	SEATTLE	L	95-107	7-7	1-15	8-22	Williams/Pack-19	Kemp-25	12,933
31	1/12	@Portland	L	100-109	7-7	1-16	8-23	Williams-22	Robinson-19	12,888
32	1/13	NEW YORK	W	108-92	8-7	1-16	9-23	Williams-22	Starks-27	14,749
33	1/15	@Minnesota	L	89-99	8-7	1-17	9-24	Abdul-Rauf-20	Person-19	18,777
34	1/16	DALLAS	W	106-91	9-7	1-17	10-24	Pack-19	Harper-35	14,568
35	1/19	@San Antonio	L	110-121	9-7	1-18	10-25	Williams-30	Robinson-29	16,057
36	1/21	@Dallas	W	110-94	9-7	2-18	11-25	Abdul-Rauf-20	Moore-16	11,133
37	1/23	CLEVELAND	W	97-95	10-7	2-18	12-25	Abdul-Rauf-28	Nance/Price-20	17,022$
38	1/25	MINNESOTA	W	102-97	11-7	2-18	13-25	Abdul-Rauf-24	Person-29	10,178
39	1/27	@Golden State	L	95-123	11-7	2-19	13-26	Abdul-Rauf-17	Marciulionis-21	15,025
40	1/28	NEW JERSEY	W	110-100	12-7	2-19	14-26	Abdul-Rauf-32	Petrovic-21	10,582
41	1/30	CHICAGO	W	109-102	13-7	2-19	15-26	Mutombo-29	Jordan-39	17,022$
42	2/3	@Utah	L	96-100	13-7	2-20	15-27	Liberty-20	K. Malone-28	19,911
43	2/5	SACRAMENTO	W	116-103	14-7	2-20	16-27	Williams-29	Webb-21	14,409
44	2/6	DALLAS	W	111-93	15-7	2-20	17-27	Williams-23	White-15	13,546
45	2/9	@Seattle	W	96-92	15-7	3-20	18-27	Liberty/Ellis-16	Johnson-22	12,093
46	2/10	@LA Lakers	L	102-111	15-7	3-21	18-28	Abdul-Rauf-20	Worthy-21	14,351
47	2/12	PHILADELPHIA	W	126-122	16-7	3-21	19-28	Abdul-Rauf-31	Hornacek-37	16,211
48	2/13	WASHINGTON	W	123-104	17-7	3-21	20-28	Pack-21	Johnson-21	17,022$
49	2/15	@Miami	L	129-130**	17-7	3-22	20-29	Abdul-Rauf-27	Shaw-23	14,888
50	2/17	@Orlando	L	99-111	17-7	3-23	20-30	Abdul-Rauf-25	O'Neal-24	15,151
51	2/23	SEATTLE	L	99-103	17-8	3-23	20-31	Stith-17	Pierce-26	15,102
52	2/24	@Dallas	W	113-92	17-8	4-23	21-31	Abdul-Rauf/Ellis-23	Harper-23	10,780
53	2/27	@Houston	L	102-107	17-8	4-24	21-32	Williams-24	Olajuwon-24	15,244
54	2/28	CHARLOTTE	W	110-103	18-8	4-24	22-32	Abdul-Rauf-28	Mourning-24	17,022$
55	3/2	LA LAKERS	W	127-115	19-8	4-24	23-32	Liberty-25	Threatt-25	17,022$
56	3/4	PORTLAND	W	103-88	20-8	4-24	24-32	Abdul-Rauf-28	Kersey-15	15,177
57	3/6	@New Jersey	L	90-117	20-8	4-25	24-33	Hammonds-18	Petrovic-25	20,049
58	3/8	@Cleveland	L	107-122	20-8	4-26	24-34	Pack-22	Wilkins-23	18,289
59	3/10	@Washington	W	126-112	20-8	5-26	25-34	Ellis/Mutombo-20	Gugliotta-26	18,756
60	3/11	@Detroit	L	104-112	20-8	5-27	25-35	Mutombo-27	Thomas-33	21,454
61	3/15	MIAMI	L	100-103*	20-9	5-27	25-36	Abdul-Rauf-22	Rice-30	13,009
62	3/16	@Minnesota	L	97-100	20-9	5-28	25-37	Abdul-Rauf-24	West-28	17,818
63	3/18	BOSTON	L	101-105	20-10	5-28	25-38	Pack-27	Lewis-24	16,194
64	3/20	ORLANDO	L	108-114	20-11	5-28	25-39	Williams-24	Anderson-32	17,022$
65	3/22	UTAH	W	107-93	21-11	5-28	26-39	Mutombo-21	J. Malone-19	17,022$
66	3/23	@Philadelphia	L	80-88	21-11	5-29	26-40	Ellis-18	Hawkins-19	7,132
67	3/25	GOLDEN STATE	W	99-88	22-11	5-29	27-40	Mutombo-21	Alexander-20	12,854
68	3/27	INDIANA	W	123-106	23-11	5-29	28-40	Williams-29	Miller-26	17,022$
69	3/29	@Utah	W	114-101	23-11	6-29	29-40	Abdul-Rauf-23	K. Malone-26	19,911
70	3/31	ATLANTA	L	94-103	23-12	6-29	29-41	Ellis-23	Wilkins-23	15,202
71	4/2	MILWAUKEE	W	116-107	24-12	6-29	30-41	Stith-24	Day-30	15,970
72	4/4	MINNESOTA	W	120-94	25-12	6-29	31-41	Abdul-Rauf-24	West-29	16,461
73	4/6	@Sacramento	W	101-100	25-12	7-29	32-41	Abdul-Rauf-23	Webb-20	17,317
74	4/9	@Phoenix	L	97-98	25-12	7-30	32-42	Abdul-Rauf-20	Barkley-26	19,023
75	4/10	@LA Clippers	L	101-117	25-12	7-31	32-43	Abdul-Rauf-23	Manning-21	14,354
76	4/12	@Golden State	W	107-96	25-12	8-31	33-43	Williams-33	Alexander-22	15,025
77	4/14	HOUSTON	L	96-107	25-13	8-31	33-44	Abdul-Rauf-24	Maxwell-30	15,375
78	4/16	@Dallas	L	86-99	25-13	8-32	33-45	Mutombo-21	Jackson-29	13,964
79	4/18	LA CLIPPERS	W	94-83	26-13	8-32	34-45	Abdul-Rauf-24	Harper-17	16,075
80	4/21	DALLAS	W	137-122	27-13	8-32	35-45	Ellis/Abdul-Rauf-21	Jackson-29	16,490
81	4/22	San Antonio	L	111-131	27-13	8-33	35-46	Abdul-Rauf-20	Ellis-30	16,057
82	4/25	PHOENIX	W	120-118	28-13	8-33	36-46	Abdul-Rauf-23	Dumas-25	17,022$

* Denotes number of overtime periods $ McNichols Arena sellout

1993-94 ROSTER

NO.	PLAYER	POS	HT	WT	COLLEGE/YR	EXP
3	Mahmoud Abdul-Rauf	G	6-1	162	LSU '92	3
43	Kevin Brooks	F	6-8	200	SW Louisiana '91	2
20	LaPhonso Ellis	F	6-8	240	Notre Dame '92	1
21	Tom Hammonds	F	6-9	225	Georgia Tech '89	4
4	Darnell Mee	G	6-5	175	Western Kentucky '93	R
55	Dikembe Mutombo	C	7-2	250	Georgetown '91	2
14	Robert Pack	G	6-2	190	USC '91	2
42	Mark Randall	F	6-9	235	Kansas '91	2
7	Alvin Robertson	G	6-4	208	Arkansas '84	11
54	Rodney Rogers	F	6-7	255	Wake Forest '94	R
23	Bryant Stith	G	6-5	208	Virginia '92	1
8	Brian Williams	F	6-11	260	Arizona '92	2
34	Reggie Williams	F/G	6-7	195	Georgetown '87	6

Head Coach: ..... Dan Issel (Kentucky '70)
Assistant Coaches: ..... Gene Littles (High Point '69), Mike Evans (Kansas State '78)
Trainer: ..... Jim Gillen (Ft. Hays State '74)

NUGGETS 1993-94 TEAM HIGHS & LOWS

	HIGH	LOW
Points	132 vs. Washington, 3/20	74 vs. San Antonio, 11/16
Field Goals Made	52 vs. Washington, 3/20	29 vs. Sacramento, 3/18
Field Goals Attempted	100 vs. Portland, 1/18	69 vs. New York, 2/25
Field Goal Percentage	(.597/43-72) vs. Dallas, 12/5	(.355/32-90) @ San Antonio, 2/10
Three-Pointers Made	7 vs. San Antonio, 3/14	*0 vs. LA Lakers, 4/19
Three-Pointers Attempted	14 vs. Sacramento, 3/18	0 vs. Minnesota, 12/26
Three-Point Percentage	(.583/7-12) vs. San Antonio, 3/14	*(.000/0-6) vs. LA Lakers, 4/19
Free Throws Made	41 vs. Sacramento, 3/18	8 vs. Philadelphia, 1/2
Free Throws Attempted	53 vs. Sacramento, 3/18	11 @ Portland, 11/23
Free Throw Percentage	(.900/18-20) @ Houston, 2/22	(.526/10-19) @ Minnesota, 11/20
Total Rebounds	61 @ Houston, 12/23	31 vs. Philadelphia, 1/2
Offensive Rebounds	24 vs. LA Clippers, 11/7	4 @ Phoenix, 4/3
Defensive Rebounds	44 @ Houston, 12/23	18 vs. Golden State, 11/13
Assists	39 @ Milwaukee, 2/16	13 vs. LA Clippers, 11/7
Steals	16 vs. Golden State, 11/13	2 @ San Antonio, 12/11
Turnovers	24 @ Charlotte, 12/17	7 vs. San Antonio, 3/14
Blocked Shots	18 vs. LA Clippers, 4/5	1 @ San Antonio, 12/11
Fouls	32 @ Minnesota, 1/5	13 @ LA Lakers, 4/8

OPPONENTS 1993-94 TEAM HIGHS & LOWS

	HIGH	LOW
Points	130 @ Phoenix, 11/24	78 @ San Antonio, 4/13
Field Goals Made	49 @ Seattle, 11/9	*29 @ San Antonio, 4/13
Field Goals Attempted	99 by Charlotte, 12/3	69 @ San Antonio, 4/13
Field Goal Percentage	(.585/48-82) by Chicago, 2/1	(.312/29-93) @ LA Lakers, 11/12
Three-Pointers Made	8 @ Seattle, 11/9	0 vs Minnesota, 3/6
Three-Pointers Attempted	20 by Sacramento, 3/18	*1 @ Indiana, 1/12
Three-Point Percentage	(.625/5-8) by Sacramento, 3/18	(.000/0-2) vs. Minnesota, 3/6
Free Throws Made	36 @ Indiana, 1/12	11 by LA Clippers, 4/5
Free Throws Attempted	46 @ Phoenix, 11/24	16 by LA Clippers, 4/5
Free Throw Percentage	(1.000/20-20) by Portland, 1/18	(.520/13-25) by LA Lakers, 4/19
Total Rebounds	53 @ Miami, 3/9	30 by Washington, 3/20
Offensive Rebounds	23 @ Orlando, 3/8	5 @ Indiana, 1/12
Defensive Rebounds	39 by Golden State, 12/30	19 @ LA Lakers, 4/8
Assists	37 @ Phoenix, 11/24	10 by Dallas, 2/6
Steals	16 @ Washington, 3/11	2 by Boston, 2/23
Turnovers	24 @ LA Clippers, 4/20	6 by Chicago, 2/1
Blocked Shots	13 by Golden State, 12/30	1 by Cleveland, 11/18
Fouls	37 by Sacramento, 3/18	14 @ Milwaukee, 2/16

* Indicates repeated mark, and is the last time it happened.

1993-94 GAME-BY-GAME RESULTS (42-40)

NO.	DATE	OPP.	W-L	SCORE	HM.	RD.	TOT.	DEN. HIGH SCORER	OPP. HIGH SCORER	ATTEND.
1	11/5	@Sacramento	L	100-109	0-0	0-1	0-1	Abdul-Rauf-25	Tisdale-21	17,317
2	11/7	LA CLIPPERS	W	99-97	1-0	0-1	1-1	Abdul-Rauf-26	Manning-33	17,171$
3	11/9	@Seattle	L	86-118	1-0	0-2	1-2	Abdul-Rauf-25	Perkins-28	14,253
4	11/12	@LA Lakers	W	113-84	1-0	1-2	2-2	Abdul-Rauf-25	Christie-21	11,215
5	11/13	GOLDEN STATE	L	98-106	1-1	1-2	2-3	Abdul-Rauf-28	Sprewell-19	17,171$
6	11/16	SAN ANTONIO	L	74-86	1-2	1-2	2-4	Abdul-Rauf-16	Ellis/Robinson-17	13,549
7	11/18	CLEVELAND	W	100-93	2-2	1-2	3-4	Abdul-Rauf-22	Williams-20	13,381
8	11/20	@Minnesota	W	90-89	2-2	2-2	4-4	Abdul-Rauf/Stith-22	Rider-20	18,023
9	11/23	@Portland	L	94-109	2-2	2-3	4-5	Abdul-Rauf-24	Drexler-27	12,888
10	11/24	@Phoenix	L	97-130	2-2	2-4	4-6	Ellis-14	Barkley-21	19,023
11	11/26	PORTLAND	W	112-101	3-2	2-4	5-6	Abdul-Rauf/Stith-28	C. Robinson-28	17,171$
12	11/27	NEW JERSEY	W	111-89	4-2	2-4	6-6	Rogers-23	Edwards-21	16,127
13	11/30	@Utah	L	92-103	4-2	2-5	6-7	Abdul-Rauf-18	K. Malone-28	18,546
14	12/3	CHARLOTTE	W	102-94	5-2	2-5	7-7	Abdul-Rauf-25	Mourning-36	17,171$
15	12/5	DALLAS	W	115-110	6-2	2-5	8-7	Abdul-Rauf-22	Mashburn-28	13,991
16	12/7	@Golden State	L	90-95	6-2	2-6	8-8	R. Williams-16	Sprewell-23	15,025
17	12/10	UTAH	W	107-98	7-2	2-6	9-8	Abdul-Rauf-25	K. Malone-27	16,327
18	12/11	@San Antonio	L	100-105	7-2	2-7	9-9	Stith-33	Robinson-31	16,784
19	12/14	@New York	L	84-93	7-2	2-8	9-10	Ellis-21	Ewing-20	19,763
20	12/15	@Philadelphia	L	93-101	7-2	2-9	9-11	Abdul-Rauf-23	Hornacek-25	9,243
21	12/17	@Charlotte	L	96-99	7-2	2-10	9-12	Stith-19	Mourning-26	23,698
22	12/18	@Atlanta	L	96-102	7-2	2-11	9-13	Abdul-Rauf-22	Willis-31	12,505
23	12/21	PHOENIX	W	121-95	8-2	2-11	10-13	Abdul-Rauf-27	Green-20	17,171$
24	12/23	@Houston	W	106-93	8-2	3-11	11-13	Abdul-Rauf-24	Olajuwon-35	16,611
25	12/26	MINNESOTA	W	100-97	9-2	3-11	12-13	Ellis/R.Williams-16	Person-22	17,171$
26	12/28	@Dallas	W	97-85	9-2	4-11	13-13	Stith-21	Rooks-25	14,136
27	12/30	GOLDEN STATE	W	101-96	10-2	4-11	14-13	Abdul-Rauf-22	Sprewell-28	17,171$
28	1/2	PHILADELPHIA	L	80-96	10-3	4-11	14-14	Ellis-15	Weatherspoon-21	13,496
29	1/4	LA LAKERS	L	118-119	10-4	4-11	14-15	R.Williams-27	Worthy-27	17,171$
30	1/5	@Minnesota	L	95-109	10-4	4-12	14-16	Abdul-Rauf-25	Williams-22	17,134
31	1/7	SAN ANTONIO	L	76-84	10-5	4-12	14-17	R.Williams-18	Robinson-18	16,035
32	1/8	SACRAMENTO	W	104-98	11-5	4-12	15-17	Ellis-22	Richmond-28	14,709
33	1/11	@Detroit	W	94-86	11-5	5-12	16-17	Ellis/R.Williams-19	Dumars-18	17,685
34	1/12	@Indiana	L	96-107	11-5	5-13	16-18	Stith-20	Miller-29	9,335
35	1/14	@New Jersey	L	96-103	11-5	5-14	16-19	Three w/15	Gilliam-24	20,049
36	1/16	@Boston	L	100-105	11-5	5-15	16-20	Abdul-Rauf-20	Radja-29	14,890
37	1/18	PORTLAND	L	103-104*	11-6	5-15	16-21	Ellis-28	C. Robinson-32	14,295
38	1/20	HOUSTON	W	111-106**	12-6	5-15	17-21	R. Williams-25	Thorpe-24	17,171$
39	1/22	SEATTLE	W	98-91	13-6	5-15	18-21	Abdul-Rauf-22	Kemp-26	17,171$
40	1/27	INDIANA	W	113-106	14-6	5-15	19-21	Rogers-25	Miller-21	15,529
41	1/29	DETROIT	W	128-110	15-6	5-15	20-21	Stith-23	Dumars-31	17,171$
42	2/1	CHICAGO	L	98-118	15-7	5-15	20-22	Rogers-18	Pippen-28	17,171$
43	2/2	@Golden State	L	84-97	15-7	5-16	20-23	Ellis-18	Mullin-22	15,025
44	2/4	@Sacramento	W	108-83	15-7	6-16	21-23	Ellis-19	Smith-14	17,317
45	2/6	DALLAS	W	99-89	16-7	6-16	22-23	Ellis-21	Mashburn-17	15,389
46	2/8	UTAH	L	95-96	16-8	6-16	22-24	Rogers-23	K. Malone-24	14,897
47	2/10	@San Antonio	L	87-94	16-8	6-17	22-25	Ellis-23	Robinson-29	17,583
48	2/15	@Cleveland	L	99-111	16-8	6-18	22-26	Abdul-Rauf/Ellis-21	Wilkins-27	17,124
49	2/16	@Milwaukee	W	107-95	16-8	7-18	23-26	Abdul-Rauf-21	Barry-17	14,131
50	2/18	@Chicago	W	109-84	16-8	8-18	24-26	Stith-28	Pippen-18	18,676
51	2/20	ATLANTA	W	97-92	17-8	8-18	25-26	Abdul-Rauf-19	Willis-20	17,171$
52	2/22	@Houston	L	97-98	17-8	8-19	25-27	Ellis-19	Olajuwon-33	12,043
53	2/23	BOSTON	W	102-94	18-8	8-19	26-27	Ellis-29	Fox-20	17,171$
54	2/25	NEW YORK	W	102-94	19-8	8-19	27-27	Abdul-Rauf-28	Ewing-35	17,171$
55	2/27	@Portland	L	97-104	19-8	8-20	27-28	Abdul-Rauf-28	Drexler-22	12,888
56	3/4	ORLANDO	W	98-89	20-8	8-20	28-28	R.Williams-20	Hardaway-23	17,171$
57	3/6	MINNESOTA	W	117-97	21-8	8-20	29-28	Abdul-Rauf-23	Smith-25	17,171$
58	3/8	@Orlando	L	88-95	21-8	8-21	29-29	Abdul-Rauf-21	O'Neal-29	15,291
59	3/9	@Miami	L	80-102	21-8	8-22	29-30	Rogers-14	Rice-26	14,929
60	3/11	@Washington	L	93-100	21-8	8-23	29-31	R.Williams/Rogers-19	MacLean-22	18,756
61	3/14	SAN ANTONIO	W	116-88	22-8	8-23	30-31	Abdul-Rauf-33	Del Negro-16	17,171$
62	3/17	@LA Clippers	W	102-99	22-8	9-23	31-31	Mutombo/Abdul-Rauf-21	Wilkins-35	9,661
63	3/18	SACRAMENTO	L	103-115	22-9	9-23	31-32	Pack-24	Richmond-29	17,171$
64	3/20	WASHINGTON	W	132-99	23-9	9-23	32-32	Abdul-Rauf-23	Chapman-39	17,171$
65	3/22	MILWAUKEE	W	108-94	24-9	9-23	33-32	Abdul-Rauf-22	Murdock-30	15,424
66	3/24	MIAMI	W	113-101	25-9	9-23	34-32	Abdul-Rauf-25	Rice-18	17,171$
67	3/26	DALLAS	W	112-101	26-9	9-23	35-32	Mutombo-27	Jackson-20	17,171$
68	3/28	@Seattle	L	97-111	26-9	9-24	35-33	Ellis-20	Payton-23	14,551
69	4/2	@Utah	L	91-101	26-9	9-25	35-34	Abdul-Rauf-19	Malone-31	19,911
70	4/3	@Phoenix	L	98-108	26-9	9-26	35-35	Abdul-Rauf-21	K. Johnson-42	19,023
71	4/5	LA CLIPPERS	L	91-92	26-10	9-26	35-36	Abdul-Rauf/Ellis-21	Grant-26	16,716
72	4/7	SEATTLE	W	104-90	27-10	9-26	36-36	R. Williams-24	Kemp-20	17,171$
73	4/8	@LA Lakers	W	112-99	27-10	10-26	37-36	Rogers-21	Divac-33	17,505
74	4/10	HOUSTON	L	92-93	27-11	10-26	37-37	Abdul-Rauf-29	Olajuwon-31	17,171$
75	4/12	PHOENIX	L	102-107	27-12	10-26	37-38	Abdul-Rauf-25	K. Johnson-25	17,171$
76	4/13	@San Antonio	W	83-78	27-12	11-26	38-38	Rogers-18	Robinson-32	16,746
77	4/15	@Dallas	L	97-99	27-12	11-27	38-39	Ellis-23	Rooks-24	12,048
78	4/17	@Minnesota	W	99-88	27-12	12-27	39-39	Ellis-21	Laettner-19	17,388
79	4/19	LA LAKERS	W	105-98	28-12	12-27	40-39	Ellis-28	Divac-22	17,171$
80	4/20	@LA Clippers	W	100-85	28-12	13-27	41-39	Ellis-21	J. Williams-16	11,931
81	4/22	UTAH	L	106-113	28-13	13-27	41-40	Abdul-Rauf-31	Malone-38	17,171$
82	4/24	@Houston	W	115-107	28-13	14-27	42-40	Pack-23	Olajuwon-34	16,611

* Denotes number of overtime periods $ McNichols Arena sellout

1994-95 ROSTER

NO.	PLAYER	POS	HT	WT	COLLEGE/YR	EXP
1	Mahmoud Abdul-Rauf	G	6-1	162	LSU '92	4
3	Dale Ellis	F/G	6-7	215	Tennessee '83	11
20	LaPhonso Ellis	F	6-8	240	Notre Dame '92	2
9	Greg Grant	G	5-7	140	Trenton (N.J.) State '89	5
21	Tom Hammonds	F	6-9	225	Georgia Tech '89	5
53	Cliff Levingston	C/F	6-8	225	Wichita State '82	10
55	Dikembe Mutombo	C	7-2	250	Georgetown '91	3
14	Robert Pack	G	6-2	190	USC '91	3
42	Mark Randall	F	6-9	235	Kansas '91	3
7	Eldridge Recasner	G	6-3	190	Washington '90	R
54	Rodney Rogers	F	6-7	255	Wake Forest '94	1
5	Jalen Rose	G	6-8	210	Michigan '95	R
35	Reggie Slater	F	6-7	250	Wyoming '92	R
23	Bryant Stith	G	6-5	208	Virginia '92	2
8	Brian Williams	F	6-11	260	Arizona '92	3
34	Reggie Williams	F/G	6-7	195	Georgetown '87	7

Head Coach: ..... Bernie Bickerstaff (San Diego '68)
Assistant Coaches: ..... Gene Littles (High Point '69), Tom Nissalke (Florida State '57)
Trainer: ..... Jim Gillen (Ft. Hays State '74)

NUGGETS 1994-95 TEAM HIGHS & LOWS

	HIGH	LOW
Points	130 @ Golden State, 4/22	73 @ Golden State, 1/16
Field Goals Made	50 @ Golden State, 4/22	26 @ Utah, 2/1
Field Goals Attempted	104 @ Golden State, 4/22	66 vs. Utah, 2/26
Field Goal Percentage	(.613/46-75) vs. Sacramento, 3/16	(.351/26-74) @ Utah, 2/1
Three-Pointers Made	11 vs. Houston, 1/14	1 vs. Detroit, 11/17
Three-Pointers Attempted	28 @ Utah, 3/22	5 @ Boston, 12/12
Three-Point Percentage	(.714/5-7) vs. Portland, 3/8	(.083/1-12) vs. Detroit, 11/17
Free Throws Made	39 vs. Minnesota, 11/4	*7 @ Philadelphia, 2/18
Free Throws Attempted	50 vs. San Antonio, 11/15	9 @ Philadelphia, 2/18
Free Throw Percentage	(.895/17-19) @ Milwaukee, 3/12	(.536/15-28) vs. New Jersey, 1/27
Total Rebounds	67 @ LA Lakers, 11/11 (OT)	28 @ Boston, 12/12
Offensive Rebounds	23 @ LA Lakers, 11/11 (OT)	6 @ Indiana, 3/31
Defensive Rebounds	44 @ LA Lakers, 11/11 (OT)	19 @ Utah, 2/1
Assists	36 @ Golden State, 4/22	*13 @ New York, 3/14
Steals	17 @ Golden State, 4/22	1 vs. Charlotte, 12/3
Turnovers	32 @ LA Lakers, 11/11 (OT)	*9 vs. Houston, 4/9
Blocked Shots	*13 vs. San Antonio, 4/16	*2 @ Washington, 2/19
Fouls	42 @ Golden State, 4/22	13 @ LA Lakers, 2/3

OPPONENTS 1994-95 TEAM HIGHS & LOWS

	HIGH	LOW
Points	129 @ Golden State, 4/22	74 @ LA Lakers, 2/3
Field Goals Made	51 @ Utah, 2/1	25 @ Golden State, 1/16
Field Goals Attempted	115 @ LA Lakers 11/11	59 @ Seattle, 2/24
Field Goal Percentage	(.600/51-85) @ Utah, 2/1	(.313/30-96) @ Dallas, 12/1
Three-Pointers Made	16 by Houston, 4/9	*1 by Minnesota, 4/19
Three-Pointers Attempted	31 @ Phoenix, 1/17	4 @ Utah, 2/1
Three-Point Percentage	(.700/7-10) by Utah, 2/26	(.063/1-16) @ Dallas, 12/1
Free Throws Made	35 by Seattle, 4/6	7 @ LA Lakers, 2/3
Free Throws Attempted	47 by Seattle, 4/6	9 @ LA Lakers, 2/3
Free Throw Percentage	(.917/33-36) by San Antonio, 12/21	(.474/9-19) @ Houston, 1/31
Total Rebounds	64 @ Golden State, 4/22	23 by Utah, 2/26
Offensive Rebounds	32 @ Dallas, 11/8	4 @ Detroit, 3/10
Defensive Rebounds	46 @ Golden State, 4/22	18 by Utah, 2/26
Assists	41 @ Utah, 2/1	9 by LA Lakers, 2/7
Steals	*18 @ Seattle, 2/24	1 by Golden State, 11/5
Turnovers	*24 @ Golden State, 4/22	9 @ Phoenix, 1/17
Blocked Shots	13 @ Utah, 3/22	0 by Phoenix, 4/14
Fouls	38 @ LA Lakers, 11/11	13 Houston, 1/31

* Indicates repeated mark, and is the last time it happened.

1994-95 GAME-BY-GAME RESULTS (41-41)

NO.	DATE	OPP.	W-L	SCORE	HM.	RD.	TOT.	DEN. HIGH SCORER	OPP. HIGH SCORER	ATTEND.
1	11/4	MINNESOTA	W	130-108	1-0	0-0	1-0	Stith-25	Marshall-26	17,171$
2	11/5	GOLDEN ST.	L	104-108	1-1	0-0	1-1	Rogers-22	Hardaway-28	17,171$
3	11/8	@Dallas	W	115-107	1-1	1-0	2-1	Rogers-28	Jackson-37	12,526
4	11/11	@L.A. Lakers	W	124-117*	1-1	2-0	3-1	Stith-23	Van Exel-21	16,950
5	11/12	UTAH	W	119-110	2-1	2-0	4-1	Pack-26	Hornacek-35	17,171$
6	11/15	SAN ANTONIO	W	112-99	3-1	2-0	5-1	Pack-30	Robinson-33	17,171$
7	11/17	DETROIT	L	92-94	3-2	2-0	5-2	Stith-22	Dumars-21	17,171$
8	11/19	HOUSTON	L	101-109	3-3	2-0	5-3	R.Williams-26	Olajuwon-26	17,171$
9	11/23	CHICAGO	W	113-111	4-3	2-0	6-3	Rogers-31	Pippen-29	17,171$
10	11/25	@Sacramento	L	105-108*	4-3	2-1	6-4	Pack-24	Richmond-33	17,317
11	11/26	DALLAS	L	123-124*	4-4	2-1	6-5	Rogers-25	Jackson-50	17,171$
12	11/29	@Houston	L	81-96	4-4	2-2	6-6	Rogers-16	Olajuwon-27	14,295
13	12/1	@Dallas	W	89-80	4-4	3-2	7-6	Rogers-25	Jackson-26	13,929
14	12/3	CHARLOTTE	W	99-88	5-4	3-2	8-6	Rogers,Stith-17	Curry-19	17,171$
15	12/6	@Minnesota	W	102-95	5-4	4-2	9-6	D.Ellis-18	West-25	13,669
16	12/10	WASHINGTON	W	111-89	6-4	4-2	10-6	Abdul-Rauf-31	Cheaney-17	17,171$
17	12/12	@Boston	L	103-113	6-4	4-3	10-7	Stith-21	Brown,Ellison-19	14,890
18	12/14	@Orlando	L	96-120	6-4	4-4	10-8	Slater-16	O'Neal-24	16,010
19	12/15	@Miami	W	101-99	6-4	5-4	11-8	R.Williams-21	Willis-29	14,531
20	12/17	@Charlotte	L	92-111	6-4	5-5	11-9	Abdul-Rauf-15	Hawkins-28	23,698
21	12/19	BOSTON	W	104-85	7-4	5-5	12-9	Abdul-Rauf-27	Fox-17	17,171$
22	12/21	SAN ANTONIO	L	97-111	7-5	5-5	12-10	Abdul-Rauf-21	Robinson-34	17,171$
23	12/23	@Phoenix	L	110-126	7-5	5-6	12-11	Abdul-Rauf-22	Johnson-21	19,023
24	12/25	SEATTLE	W	105-96	8-5	5-6	13-11	Abdul-Rauf-23	Gill,Schrempf-21	17,171$
25	12/27	INDIANA	L	91-95	8-6	5-6	13-12	Abdul-Rauf-23	Smits-33	17,171$
26	12/29	@Portland	L	93-104	8-6	5-7	13-13	Abdul-Rauf-18	C.Robinson-27	12,888
27	12/30	PORTLAND	W	118-114	9-6	5-7	14-13	Abdul-Rauf-26	Drexler-39	17,171$
28	1/3	@Minnesota	W	108-99**	9-6	6-7	15-13	Pack-23	Rider-26	12,739
29	1/4	@Chicago	L	80-86	9-6	6-8	15-14	Mutombo-18	Pippen-21	22,198
30	1/7	PHOENIX	L	100-109	9-7	6-8	15-15	Stith-18	Barkley-22	17,171$
31	1/8	MILWAUKEE	W	102-96*	10-7	6-8	16-15	Pack,R.Williams,Stith-16	Robinson-21	17,171$
32	1/11	@Utah	L	88-114	10-7	6-9	16-16	D.Ellis,Rose-15	Malone-22	19,911
33	1/12	DALLAS	W	94-78	11-7	6-9	17-16	Rogers-16	Jackson,Mashburn-15	17,171$
34	1/14	HOUSTON	W	118-104	12-7	6-9	18-16	Abdul-Rauf-36	Olajuwon-41	17,171$
35	1/16	@Golden St.	L	73-77	12-7	6-10	18-17	Rogers-20	Hardaway-21	15,025
36	1/17	@Phoenix	L	113-129	12-7	6-11	18-18	Abdul-Rauf-27	Majerle-32	19,023
37	1/20	ORLANDO	L	108-112*	12-8	6-11	18-19	Mutombo,R.Williams-15	Hardaway-27	17,171$
38	1/21	CLEVELAND	L	100-101**	12-9	6-11	18-20	D.Ellis-24	Mills-20	17,171$
39	1/24	@Seattle	L	89-111	12-9	6-12	18-21	Abdul-Rauf-27	Kemp-19	16,352
40	1/27	NEW JERSEY	W	96-90	13-9	6-12	19-21	D.Ellis-17	Anderson-19	17,171$
41	1/28	@San Antonio	L	77-103	13-9	6-13	19-22	Pack-12	Elliott-31	32,820
42	1/31	@Houston	L	74-86	13-9	6-14	19-23	Rogers-23	Olajuwon-25	14,761
43	2/1	@Utah	L	88-129	13-9	6-15	19-24	Stith-16	Malone-30	19,911
44	2/3	@L.A. Lakers	W	88-74	13-9	7-15	20-24	Rogers-24	Divac-27	14,493
45	2/7	L.A. LAKERS	L	83-85	13-10	7-15	20-25	D.Ellis-18	Jones-20	17,171$
46	2/9	GOLDEN ST.	L	101-109	13-11	7-15	20-26	R.Williams-18	Sprewell-30	17,171$
47	2/14	ATLANTA	L	88-99	13-12	7-15	20-27	B.Williams-29	Smith-30	17,171$
48	2/16	@New Jersey	L	94-100	13-12	7-16	20-28	Abdul-Rauf-25	Anderson-20	15,692
49	2/18	@Philadelphia	L	89-95	13-12	7-17	20-29	Abdul-Rauf-19	Barros-24	16,084
50	2/19	@Washington	W	94-92	13-12	8-17	21-29	Abdul-Rauf-23	Cheaney-27	18,756
51	2/21	L.A. CLIPPERS	W	118-80	14-12	8-17	22-29	Pack-20	Piatkowski-14	17,171$
52	2/23	PHILADELPHIA	W	105-75	15-12	8-17	23-29	R.Williams-20	Grayer-22	17,171$
53	2/24	@Seattle	L	86-90	15-12	8-18	23-30	R.Williams-17	Schrempf-22	18,056
54	2/26	UTAH	L	96-110	15-13	8-18	23-31	Abdul-Rauf-19	Malone-34	17,171$
55	2/28	MINNESOTA	W	114-101	16-13	8-18	24-31	Mutombo-26	Rider-20	17,171$
56	3/3	MIAMI	W	100-98	17-13	8-18	25-31	Abdul-Rauf-22	Rice-24	17,171$
57	3/4	@L.A. Clippers	W	101-89	17-13	9-18	26-31	Mutombo-21	Vaught-17	9,334
58	3/7	@Dallas	W	99-96	17-13	10-18	27-31	Abdul-Rauf-29	Mashburn,Tarpley-26	14,954
59	3/8	@Atlanta	L	88-99	17-13	10-19	27-32	Rose-21	Norman-33	11,424
60	3/10	@Detroit	W	99-88	17-13	11-19	28-32	Rose-20	Houston-36	21,454
61	3/12	@Milwaukee	W	109-93	17-13	12-19	29-32	Rogers-21	Baker-21	17,189
62	3/14	@New York	L	74-94	17-13	12-20	29-33	Abdul-Rauf-15	Ewing-21	19,763
63	3/16	SACRAMENTO	W	123-101	18-13	12-20	30-33	Abdul-Rauf,D.Ellis-19	Richmond-17	17,171$
64	3/18	PORTLAND	W	110-90	19-13	12-20	31-33	Abdul-Rauf,Rogers-17	C.Robinson-17	17,171$
65	3/20	@Sacramento	L	89-91	19-13	12-21	31-34	Abdul-Rauf-27	Richmond-20	17,317
66	3/22	@Utah	L	91-103	19-13	12-22	31-35	Abdul-Rauf-22	Malone-23	19,911
67	3/23	NEW YORK	L	101-104	19-14	12-22	31-36	Abdul-Rauf-30	Ewing-22	17,171$
68	3/26	@Portland	W	102-98	19-14	13-22	32-36	Stith-19	Strickland-32	12,888
69	3/27	L.A. CLIPPERS	W	113-104	20-14	13-22	33-36	R.Williams-21	Murray,Piatkowski-18	17,171$
70	3/31	@Indiana	W	107-92	20-14	14-22	34-36	Abdul-Rauf,Mutombo-22	Smits-23	16,705
71	4/2	@Cleveland	W	104-101	20-14	15-22	35-36	Abdul-Rauf-32	Price-21	20,562
72	4/4	L.A. LAKERS	L	101-104	20-15	15-22	35-37	R.Williams-23	Jones,Van Exel-19	17,171$
73	4/6	SEATTLE	L	100-106	20-16	15-22	35-38	Abdul-Rauf-29	Schrempf-27	17,171$
74	4/9	HOUSTON	L	120-123	20-17	15-22	35-39	Abdul-Rauf-34	Drexler-34	17,171$
75	4/10	@Minnesota	W	114-107	20-17	16-22	36-39	Abdul-Rauf,R.Williams-20	Gugliotta-30	16,161
76	4/13	@L.A. Clippers	W	125-103	20-17	17-22	37-39	R.Williams-31	Dehere-25	9,481
77	4/14	PHOENIX	W	102-87	21-17	17-22	38-39	Stith-27	Johnson-24	17,171$
78	4/16	SAN ANTONIO	L	109-112*	21-18	17-22	38-40	Rogers-31	Robinson-42	17,171$
79	4/18	@San Antonio	L	96-107	21-18	17-23	38-41	Rose,Stith-20	Robinson-30	18,481
80	4/19	MINNESOTA	W	106-81	22-18	17-23	39-41	R.Williams-26	Laettner-23	17,171$
81	4/22	@Golden St.	W	130-129**	22-18	18-23	40-41	R.Williams-27	Marshall-29	15,025
82	4/23	SACRAMENTO	W	102-89	23-18	18-23	41-41	R.Williams-23	Richmond-32	17,171$

* Denotes number of overtime periods $ McNichols Arena sellout

1995-96 ROSTER

NO.	PLAYER	POS	HT	WT	COLLEGE/YR	EXP
1	Mahmoud Abdul-Rauf	G	6-1	162	LSU '92	5
8	Rastko Cvetkovic	C	7-1	260	Yugoslavia '95	R
3	Dale Ellis	G/F	6-7	215	Tennessee '83	12
20	LaPhonso Ellis	F	6-8	240	Notre Dame '92	3
50	Matt Fish	C	6-11	235	UNC-Wilmington '92	1
9	Greg Grant	G	5-7	140	Trenton (NJ) State '89	5
21	Tom Hammonds	F	6-9	225	Georgia Tech '89	6
7	Don MacLean	F	6-10	225	UCLA '92	3
24	Antonio McDyess	F	6-9	220	Alabama '97	R
55	Dikembe Mutombo	C	7-2	250	Georgetown '91	4
11	Doug Overton	G	6-3	190	La Salle '91	3
5	Jalen Rose	G	6-8	210	Michigan '95	1
23	Bryant Stith	G	6-5	208	Virginia '92	3
34	Reggie Williams	F/G	6-7	195	Georgetown '87	8

Head Coach: ..... Bernie Bickerstaff (San Diego '68)
Assistant Coaches: ..... Gene Littles (High Point '69), Bob Kloppenburg (USC '50)
Trainer: ..... Jim Gillen (Ft. Hays State '74)

NUGGETS 1995-96 TEAM HIGHS & LOWS

	HIGH	LOW
Points	137 @ Phoenix (3OT), 11/15	69 @ Portland, 1/16
Field Goals Made	53 @ Phoenix (3OT), 11/15	25* @ Indiana, 12/12
Field Goals Attempted	110 @ Phoenix (3OT), 11/15	63 @ Seattle, 1/24
Field Goal Percentage	(.562/41-73) @ Toronto, 3/18	(.325/25-77) @ Indiana, 12/12
Three-Pointers Made	14 @ Utah, 12/7	0 vs. Washington, 2/27
Three-Pointers Attempted	26* @ Sacramento, 1/4	5* @ Sacramento, 4/15
Three-Point Percentage	(.667/4-6) @ Vancouver, 3/28	(.000/0-6) vs. Washington, 2/27
Free Throws Made	35* @ Toronto, 3/18	5 @ Chicago, 3/15
Free Throws Attempted	43 vs. Detroit, 12/4	10 @ Chicago, 3/15
Free Throw Percentage	(.941/32-34) vs. Seattle, 11/8	(.500*/5-10) @ Chicago, 3/15
Total Rebounds	62 vs. LA Lakers, 4/9	25 @ Portland, 2/22
Offensive Rebounds	26 vs. Vancouver, 4/19	5* vs. Portland, 4/5
Defensive Rebounds	42* vs. Charlotte (2OT), 3/26	18 vs. Indiana, 1/2
Assists	37 vs. Dallas, 12/26	9 @ Indiana, 12/12
Steals	14 vs. LA Clippers, 2/8	1* vs. LA Lakers, 4/9
Turnovers	27* vs. Vancouver, 4/19	7 vs. Charlotte (2OT), 3/26
Blocked Shots	16 vs. Toronto, 1/27	1 @ Golden State, 4/4
Fouls	39 @ Phoenix (3OT), 11/15	36 by Atlanta, 11/21

OPPONENTS 1995-96 TEAM HIGHS & LOWS

	HIGH	LOW
Points	137 by Dallas, 2/29	78 by Minnesota, 4/2
Field Goals Made	52 @ Orlando, 2/13	24 by Detroit, 12/4
Field Goals Attempted	103 by Charlotte (2OT), 3/26	65 by Detroit, 12/4
Field Goal Percentage	(.605/46-76) @ Indiana, 12/12	(.337/33-98) by Toronto, 1/27
Three-Pointers Made	18 by Dallas, 2/29	1* by Sacramento, 1/20
Three-Pointers Attempted	37 by Dallas, 2/29	5 @ New Jersey, 3/21
Three-Point Percentage	(.875/7-8) by LA Clippers, 12/23	(.059/1-17) by Miami, 1/6
Free Throws Made	37 @ Phoenix (3OT), 11/15	7* by Milwaukee, 3/30
Free Throws Attempted	46 @ Phoenix (3OT), 11/15	8 @ Chicago, 3/15
Free Throw Percentage	(.933*/14-15) @ Vancouver, 1/10	(.538/7-13) by Milwaukee, 3/30
Total Rebounds	62 by Charlotte (2OT), 3/26	26 by Cleveland, 1/12
Offensive Rebounds	24 @ Utah, 12/7	4 by Vancouver, 4/19
Defensive Rebounds	45 by Charlotte (2OT), 3/26	18 by Golden State, 3/9
Assists	36 @ Houston, 4/11	12* by Seattle, 4/21
Steals	18 by Vancouver, 4/19	2 by Sacramento, 4/15
Turnovers	27 @ LA Lakers, 11/3	4 by LA Lakers, 4/9
Blocked Shots	12* by LA Lakers, 4/9	1* @ Seattle, 1/24
Fouls	36 by Atlanta, 11/21	12 @ Orlando, 2/13

* Indicates repeated mark, and is the last time it happened.

1995-96 GAME-BY-GAME RESULTS (35-47)

NO.	DATE	OPP.	W-L	SCORE	HM.	RD.	TOT.	DEN. HIGH SCORER	OPP. HIGH SCORER	ATTEND.
1	11/3	@ L.A. Lakers	L	96-98	0-0	0-1	0-1	Abdul-Rauf-32	Ceballos-26	16,345
2	11/4	SAN ANTONIO	L	108-116	0-1	0-1	0-2	Abdul-Rauf-30	Elliott-32	17,171$
3	11/7	@ Golden State	L	93-98	0-1	0-2	0-3	Abdul-Rauf-17	Sprewell-30	15,025
4	11/8	SEATTLE	L	117-122	0-2	0-2	0-4	Abdul-Rauf-28	Schrempf-35	17,171$
5	11/10	@ Utah	L	86-109	0-2	0-3	0-5	MacLean-16	Malone-19	19,911
6	11/12	@ L.A. Clippers	L	103-108	0-2	0-4	0-6	Abdul-Rauf-20	Williams-19	7,360
7	11/15	@ Phoenix	W	137-127***	0-2	1-4	1-6	Abdul-Rauf-30	Barkley-29	19,023
8	11/17	NEW YORK	L	94-103	0-3	1-4	1-7	Williams-27	Ewing-20	17,171$
9	11/18	@ Houston	L	97-101	0-3	1-5	1-8	Stith-17	Horry-22	16,285
10	11/21	ATLANTA	W	107-99	1-3	1-5	2-8	McDyess-22	Lang-22	16,289
11	11/24	@ Dallas	W	112-109*	1-3	2-5	3-8	Abdul-Rauf-39	Mashburn-37	17,502
12	11/25	UTAH	W	94-91	2-3	2-5	4-8	D.Ellis-22	Malone-28	17,171$
13	11/28	@ Sacramento	L	85-91	2-3	2-6	4-9	Abdul-Rauf-24	Richmond-22	17,317
14	12/2	MINNESOTA	W	109-105	3-3	2-6	5-9	Abdul-Rauf-24	Gugliotta-25	16,789
15	12/4	DETROIT	W	85-82	4-3	2-6	6-9	Stith-22	Hill-23	15,116
16	12/7	@ Utah	W	124-119	4-3	3-6	7-9	Abdul-Rauf-51	Malone-26	19,911
17	12/8	PHOENIX	W	103-98	5-3	3-6	8-9	D. Ellis-23	Williams-23	17,171$
18	12/11	@ Philadelphia	W	104-91	5-3	4-6	9-9	Abdul-Rauf-22	Stackhouse-20	10,771
19	12/12	@ Indiana	L	92-125	5-3	4-7	9-10	MacLean-20	A. Davis-26	14,723
20	12/14	@ New York	W	103-94	5-3	5-7	10-10	Abdul-Rauf-25	Ewing-30	19,763
21	12/16	@ Atlanta	L	86-95	5-3	5-8	10-11	Stith-22	Blaylock-28	14,063
22	12/17	@ Cleveland	L	79-92	5-3	5-9	10-12	MacLean-26	Brandon/Majerle-20	14,935
23	12/20	GOLDEN STATE	W	109-104	6-3	5-9	11-12	MacLean-38	Mullin-26	16,625
24	12/21	@ San Antonio	L	96-114	6-3	5-10	11-13	D. Ellis-21	Robinson-25	14,663
25	12/23	L.A. CLIPPERS	L	92-107	6-4	5-10	11-14	Stith-25	Vaught-21	15,922
26	12/26	DALLAS	W	114-102	7-4	5-10	12-14	D. Ellis-30	Jackson-31	17,171$
27	12/27	@ Seattle	L	83-99	7-4	5-11	12-15	D. Ellis-19	Hawkins-24	17,072
28	12/29	@ Phoenix	L	92-103	7-4	5-12	12-16	D. Ellis/Rose-16	Tisdale-26	19,023
29	12/30	PHILADELPHIA	W	108-100	8-4	5-12	13-16	Abdul-Rauf/Stith-22	Ruffin-28	16,584
30	1/2	INDIANA	L	87-102	8-5	5-12	13-17	McDyess-21	Jackson/Pierce/Miller-15	16,212
31	1/4	@ Sacramento	L	96-126	8-5	5-13	13-18	Abdul-Rauf-26	Richmond-41	17,317
32	1/6	MIAMI	L	86-88	8-6	5-13	13-19	D. Ellis/Stith-16	Mourning-38	17,171$
33	1/7	@ L.A. Lakers	W	96-93	8-6	6-13	14-19	Abdul-Rauf-33	Divac-21	13,845
34	1/10	@ Vancouver	W	91-85	8-6	7-13	15-19	Abdul-Rauf-25	B. Edwards-20	15,416
35	1/12	CLEVELAND	W	90-83	9-6	7-13	16-19	D. Ellis-20	Phills-17	16,670
36	1/13	PORTLAND	L	117-118	9-7	7-13	16-20	D. Ellis-26	Strickland-26	16,913
37	1/16	@ Portland	L	69-87	9-7	7-14	16-21	Rose-16	C. Robinson-24	20,126
38	1/17	HOUSTON	L	112-120	9-8	7-14	16-22	McDyess-31	Olajuwon-37	15,717
39	1/20	SACRAMENTO	L	110-115	9-9	7-14	16-23	Abdul-Rauf-36	Richmond-22	16,820
40	1/24	@ Seattle	L	79-86	9-9	7-15	16-24	D. Ellis-17	Perkins-18	17,072
41	1/25	@ L.A. Clippers	L	93-94	9-9	7-16	16-25	McDyess-23	Vaught-26	6,131
42	1/27	TORONTO	W	93-82	10-9	7-16	17-25	Abdul-Rauf-21	Stoudamire-23	16,635
43	1/30	@ Minnesota	W	88-86	10-9	8-16	18-25	Abdul-Rauf-24	Rider-25	10,477
44	2/1	@ Milwaukee	L	102-108	10-9	8-17	18-26	Abdul-Rauf-25	Baker-26	13,389
45	2/4	CHICAGO	W	105-99	11-9	8-17	19-26	Abdul-Rauf-32	Jordan-39	17,171$
46	2/6	L.A. LAKERS	L	78-99	11-10	8-17	19-27	Mutombo-20	Ceballos-27	17,171$
47	2/8	L.A. CLIPPERS	W	115-95	12-10	8-17	20-27	Abdul-Rauf-28	Vaught-18	15,997
48	2/13	@ Orlando	L	93-121	12-10	8-18	20-28	D. Ellis-18	O'Neal-30	17,248
49	2/15	@ Miami	L	91-97	12-10	8-19	20-29	McDyess-26	Coles-24	14,290
50	2/16	@ Charlotte	L	100-107	12-10	8-20	20-30	D. Ellis-18	Geiger-28	24,042
51	2/18	BOSTON	W	117-93	13-10	8-20	21-30	Hammonds-26	Williams/Wesley-19	17,171$
52	2/22	@ Portland	L	78-107	13-10	8-21	21-31	McDyess-21	McKie-21	19,884
53	2/24	UTAH	W	99-90	14-10	8-21	22-31	Abdul-Rauf-31	Stockton-24	17,171$
54	2/27	WASHINGTON	W	96-92	15-10	8-21	23-31	McDyess-19	Howard-27	15,288
55	2/29	DALLAS	L	120-137	15-11	8-21	23-32	Abdul-Rauf-23	Jackson-30	16,462
56	3/2	VANCOUVER	W	108-82	16-11	8-21	24-32	Abdul-Rauf-33	Amaya-14	15,832
57	3/4	SAN ANTONIO	L	90-101	16-12	8-21	24-33	L. Ellis-18	Robinson-28	15,734
58	3/6	@ San Antonio	L	90-100	16-12	8-22	24-34	McDyess-16	Del Negro-29	14,008
59	3/7	PHOENIX	W	103-92	17-12	8-22	25-34	D. Ellis-33	Barkley-26	17,171$
60	3/9	GOLDEN STATE	W	102-88	18-12	8-22	26-34	Stith-27	Sprewell-19	17,171$
61	3/10	NEW JERSEY	L	88-99	18-13	8-22	26-35	McDyess-32	Gilliam-25	15,910
62	3/12	ORLANDO	W	110-93	19-13	8-22	27-35	Stith-23	Anderson/Hardaway-21	17,171$
63	3/15	@ Chicago	L	87-108	19-13	8-23	27-36	McDyess-22	Jordan-33	23,692
64	3/17	@ Detroit	L	81-91	19-13	8-24	27-37	McDyess-20	Houston-28	21,454
65	3/18	@ Toronto	W	122-114	19-13	9-24	28-37	McDyess-32	Murray-40	20,324
66	3/21	@ New Jersey	L	89-97	19-13	9-25	28-38	McDyess-20	Gilliam-25	15,467
67	3/22	@ Boston	L	98-99	19-13	9-26	28-39	D. Ellis-27	Wesley/Minor-24	18,034
68	3/24	@ Washington	L	90-92	19-13	9-27	28-40	D. Ellis-16	Muresan-22	18,756
69	3/26	CHARLOTTE	L	112-119**	19-14	9-27	28-41	McDyess-23	Rice-28	16,025
70	3/28	@ Vancouver	W	92-88	19-14	10-27	29-41	McDyess-18	Reeves-21	16,889
71	3/30	MILWAUKEE	W	98-85	20-14	10-27	30-41	Stith-20	Robinson-21	16,847
72	4/2	MINNESOTA	W	86-78	21-14	10-27	31-41	MacLean-24	Rider-17	15,042
73	4/4	@ Golden State	L	90-98	21-14	10-28	31-42	Stith-24	Sprewell-22	15,025
74	4/5	PORTLAND	L	91-97	21-15	10-28	31-43	D. Ellis-18	Strickland-29	16,145
75	4/7	HOUSTON	W	111-105	22-15	10-28	32-43	D. Ellis-21	Bryant-27	15,832
76	4/9	L.A. LAKERS	W	98-91	23-15	10-28	33-43	D. Ellis-20	Divac-19	17,171$
77	4/11	@ Houston	L	109-113	23-15	10-29	33-44	McDyess-23	Olajuwon-37	16,285
78	4/14	@ Minnesota	W	98-91	23-15	11-29	34-44	McDyess-21	Porter-23	18,717
79	4/15	SACRAMENTO	L	86-90	23-16	11-29	34-45	McDyess-19	Polynice-25	15,415
80	4/18	@ Dallas	L	98-132	23-16	11-30	34-46	MacLean-29	Jackson-25	15,907
81	4/19	VANCOUVER	L	78-92	23-17	11-30	34-47	L. Ellis-14	Wilkins-15	15,119
82	4/21	SEATTLE	W	99-88	24-17	11-30	35-47	D. Ellis-21	Jhnsn/Prkns/Schrmpf-13	15,921

* Denotes number of overtime periods $ McNichols Arena sellout

1996-97 ROSTER

NO.	PLAYER	POS	HT	WT	COLLEGE/YR	EXP
53	Jerome Allen	G	6-4	184	Pennsylvania '95	1
3	Dale Ellis	F/G	6-7	215	Tennessee '83	13
20	LaPhonso Ellis	F	6-8	240	Notre Dame '92	4
5	Anthony Goldwire	G	6-2	182	Houston '94	1
21	Tom Hammonds	F	6-9	225	Georgia Tech '89	7
13	Mark Jackson	G	6-3	185	St. John's '87	9
50	Ervin Johnson	C	6-11	245	New Orleans '93	3
8	Sarunas Marciulionis	G	6-5	215	Lithuania '86	7
24	Antonio McDyess	F	6-9	220	Alabama '97	1
22	Ricky Pierce	G	6-4	215	Rice '82	14
30	Kenny Smith	G	6-3	170	North Carolina '87	9
23	Bryant Stith	G	6-5	208	Virginia '92	4
6	Brooks Thompson	G	6-4	195	Oklahoma State '94	2
41	LaSalle Thompson	C	6-10	260	Texas '83	14
25	George Zidek	C	7-0	266	UCLA '95	1

Head Coach: ..... Dick Motta (Utah State '53)
Assistant Coaches: ..... Jim Brovelli (San Francisco '64), Gene Littles (High Point '69)
Trainer: ..... Jim Gillen (Ft. Hays State '74)
Assistant Trainer: ..... Max Benton (Colorado '95)

NUGGETS 1996-97 TEAM HIGHS & LOWS

	HIGH	LOW
Points	132 vs. New Jersey, 1/20	63 @ Portland, 4/16
Field Goals Made	49 vs. New Jersey, 1/20	20 @ Portland, 4/16
Field Goals Attempted	102 vs. Golden State (OT), 4/10	66 vs. Portland, 12/5
Field Goal Percentage	(.582/39-67) @ Toronto, 11/11	(.274/20-73) @ Portland, 11/23
Three-Pointers Made	16 @ Seattle, 3/20	1 @ Portland, 11/23
Three-Pointers Attempted	31* @ Seattle, 3/20	8 vs. Dallas, 11/1
Three-Point Percentage	(.588/10-17) @ Detroit (OT), 11/13	(.050/1-20) @ Portland, 11/23
Free Throws Made	32 vs. Dallas, 11/1	4 vs. Cleveland (OT), 1/16
Free Throws Attempted	43 vs. Dallas, 11/1	5 vs. Cleveland (OT), 1/16
Free Throw Percentage	(1.000/21-21) vs. Phoenix, 4/4	(.389/7-18) @ LA Lakers, 4/2
Total Rebounds	56 vs. Houston (OT), 11/7	26 @ Portland, 11/23
Offensive Rebounds	28 vs. Phoenix, 4/4	1 vs. Portland, 12/5
Defensive Rebounds	44 @ Golden State (OT), 4/10	20 @ Portland, 11/23
Assists	41 vs. New Jersey, 1/20	10 @ Portland, 11/23
Steals	12 vs. Washington, 2/5	1* vs. Detroit, 3/13
Turnovers	33 @ Seattle, 3/20	8* vs. San Antonio, 3/15
Blocked Shots	14 @ Houston, 1/30	1* @ Chicago, 2/18
Fouls	34 vs. Chicago, 11/21	12 @ Houston, 1/30

OPPONENTS 1996-97 TEAM HIGHS & LOWS

	HIGH	LOW
Points	134 @ Chicago, 2/18	79* by Sacramento, 12/18
Field Goals Made	53 @ Chicago, 2/18	24 @ San Antonio, 11/3
Field Goals Attempted	113 @ Phoenix (OT), 12/23	69 @ Dallas, 1/11
Field Goal Percentage	(.649/50-77) by Utah, 3/23	(.320/24-75) @ San Antonio, 11/3
Three-Pointers Made	14 by LA Lakers, 3/17	1* by Utah, 3/23
Three-Pointers Attempted	34 by Atlanta, 2/2	5* by Cleveland, 1/16
Three-Point Percentage	(.667*/6-9) by San Antonio, 1/3	(.063/1-16) @ Boston, 11/15
Free Throws Made	30* by LA Lakers, 2/13	3* @ Phoenix, 12/23
Free Throws Attempted	47 by Chicago, 11/21	9* @ Houston, 1/30
Free Throw Percentage	(.938/15-16) by Phoenix, 4/4	(.333/3-9) last by Phoenix, 12/23
Total Rebounds	67 @ San Antonio, 4/8	30 by Miami, 11/19
Offensive Rebounds	32 @ San Antonio, 4/8	4 @ Houston, 3/29
Defensive Rebounds	46 @ Portland, 4/16	19 @ Orlando, 2/21
Assists	42 @ Chicago, 2/18	13 by San Antonio, 1/3
Steals	22 @ Seattle, 3/20	2 by Sacramento, 2/1
Turnovers	23 @ Portland, 11/23	5 @ Orlando, 2/21
Blocked Shots	12 @ Boston, 11/15	1* @ Phoenix, 12/23
Fouls	30* @ Dallas, 1/11	10 @ Sacramento, 1/7

* Indicates repeated mark, and is the last time it happened.

1996-97 GAME-BY-GAME RESULTS (21-61)

NO.	DATE	OPP.	W-L	SCORE	HM.	RD.	TOT.	DEN. HIGH SCORER	OPP. HIGH SCORER	ATTEND.
1	11/1	DALLAS	L	91-92	0-1	0-0	0-1	L. Ellis - 21	Jackson - 28	16,104
2	11/3	@ San Antonio	W	88-79	0-1	1-0	1-1	Pierce - 15	Elliott - 17	20,791
3	11/5	LA CLIPPERS	L	78-82	0-2	1-0	1-2	D. Ellis - 25	Roberts - 21	10,190
4	11/7	HOUSTON	L	108-110*	0-3	1-0	1-3	D. Ellis - 33	Olajuwon - 36	12,137
5	11/8	GOLDEN STATE	W	94-91	1-3	1-0	2-3	McDyess - 27	Sprewell - 29	10,302
6	11/10	@ Cleveland	L	86-101	1-3	1-1	2-4	D. Ellis - 18	Ferry - 20	13,921
7	11/11	@ Toronto	W	104-93	1-3	2-1	3-4	D. Ellis - 37	Camby - 26	17,132
8	11/13	@ Detroit	L	94-95*	1-3	2-2	3-5	D. Ellis/McDyess - 20	Hill - 27	13,717
9	11/15	@ Boston	W	82-80	1-3	3-2	4-5	D. Ellis - 36	Wesley - 18	14,133
10	11/16	@ New Jersey	L	99-106	1-3	3-3	4-6	D. Ellis - 27	Gill - 32	13,309
11	11/19	MIAMI	L	86-104	1-4	3-3	4-7	McDyess - 27	Mourning - 23	12,119
12	11/21	CHICAGO	L	92-110	1-5	3-3	4-8	Stith - 20	Jordan - 31	17,171$
13	11/23	@ Portland	L	65-105	1-5	3-4	4-9	McDyess - 16	Trent - 22	20,116
14	11/26	PHOENIX	W	117-108	2-5	3-4	5-9	D. Ellis - 28	Johnson - 34	9,226
15	11/27	@ Utah	L	103-107	2-5	3-5	5-10	Stith - 31	Malone - 31	19,324
16	11/29	MINNESOTA	L	103-108	2-6	3-5	5-11	McDyess - 34	Marbury - 30	12,129
17	12/1	@ LA Lakers	L	96-104	2-6	3-6	5-12	McDyess - 26	O'Neal/Van Exel - 24	15,684
18	12/3	@ Golden State	L	99-114	2-6	3-7	5-13	B. Thompson - 23	Sprewell - 28	12,347
19	12/5	PORTLAND	L	104-115	2-7	3-7	5-14	Stith - 37	Anderson - 26	9,679
20	12/7	UTAH	L	91-104	2-8	3-7	5-15	D. Ellis - 19	Malone - 21	12,837
21	12/10	@ Atlanta	L	88-89	2-8	3-8	5-16	D. Ellis - 21	Laettner - 22	6,356
22	12/11	@ Charlotte	L	97-101	2-8	3-9	5-17	D. Ellis - 24	Mason - 25	24,042
23	12/13	@ Washington	L	104-108	2-8	3-10	5-18	D. Ellis - 22	Webber - 25	18,756
24	12/14	@ New York	L	82-89	2-8	3-11	5-19	McDyess - 29	Childs - 20	19,763
25	12/18	SACRAMENTO	W	95-79	3-8	3-11	6-19	Johnson - 18	Richmond - 32	7,682
26	12/20	VANCOUVER	W	108-93	4-8	3-11	7-19	Stith - 29	Peeler - 19	10,020
27	12/23	@ Phoenix	W	112-109*	4-8	4-11	8-19	Stith - 36	Chapman - 18	19,023
28	12/26	PHILADELPHIA	L	89-118	4-9	4-11	8-20	D. Ellis - 15	Iverson - 31	16,026
29	12/28	@ Minnesota	L	96-103*	4-9	4-12	8-21	McDyess - 23	Gugliotta - 27	18,814
30	12/30	BOSTON	L	102-104	4-10	4-12	8-22	Pierce - 21	Wesley - 25	15,330
31	1/3	SAN ANTONIO	L	91-93	4-11	4-12	8-23	L. Ellis - 30	Maxwell - 24	10,504
32	1/7	@ Sacramento	W	109-96	4-11	5-12	9-23	L. Ellis - 33	Richmond - 19	17,317
33	1/8	SEATTLE	L	99-109	4-12	5-12	9-24	D. Ellis - 26	Kemp - 26	9,307
34	1/10	INDIANA	L	89-108	4-13	5-12	9-25	L. Ellis -14	Miller - 18	12,310
35	1/11	@ Dallas	L	99-104	4-13	5-13	9-26	L. Ellis - 28	Gatling/McCloud - 21	15,174
36	1/13	CHARLOTTE	L	100-102*	4-14	5-13	9-27	L. Ellis - 23	Rice - 25	7,573
37	1/14	@ Phoenix	L	101-110	4-14	5-14	9-28	L. Ellis - 33	Johnson - 25	19,023
38	1/16	CLEVELAND	W	88-87*	5-14	5-14	10-28	L. Ellis - 27	Potapenko - 16	8,072
39	1/18	DALLAS	L	104-107	5-15	5-14	10-29	D. Ellis - 24	Mashburn - 27	9,618
40	1/20	NEW JERSEY	W	132-123	6-15	5-14	11-29	L. Ellis - 36	Gill - 30	10,220
41	1/22	VANCOUVER	W	94-84	7-15	5-14	12-29	L. Ellis - 22	Abdur-Rahim - 22	8.422
42	1/24	@ LA Clippers	L	111-114	7-15	5-15	12-30	D. Ellis - 27	Vaught - 31	6,074
43	1/25	@ Vancouver	W	83-82	7-15	6-15	13-30	L. Ellis - 18	Reeves - 23	17,102
44	1/28	@ Utah	L	99-114	7-15	6-16	13-31	L. Ellis - 23	Malone -28	19,911
45	1/30	@ Houston	W	113-109	7-15	7-16	14-31	Pierce - 25	Olajuwon - 48	16,285
46	2/1	SACRAMENTO	L	107-113	7-16	7-16	14-32	L. Ellis - 27	Richmond - 35	10,821
47	2/2	ATLANTA	W	115-104	8-16	7-16	15-32	D. Ellis - 21	Blaylock - 29	13,122
48	2/5	WASHINGTON	W	106-104	9-16	7-16	16-32	D. Ellis/Pierce - 23	Strickland - 28	9,525
49	2/11	@ Seattle	L	81-108	9-16	7-17	16-33	D. Ellis - 19	Payton - 28	17,072
50	2/13	LA LAKERS	L	117-132	9-17	7-17	16-34	Stith - 26	Van Exel - 30	16,713
51	2/15	@ Milwaukee	L	87-92	9-17	7-18	16-35	L. Ellis - 22	Baker - 21	16,278
52	2/16	@ Philadelphia	W	112-97	9-17	8-18	17-35	L. Ellis - 37	MacLean - 24	11,278
53	2/18	@ Chicago	L	123-134	9-17	8-19	17-36	D. Ellis - 27	Pippen - 47	23,874
54	2/20	@ Indiana	L	68-92	9-17	8-20	17-37	L. Ellis - 18	Smits - 23	14,292
55	2/21	@ Orlando	L	86-99	9-17	8-21	17-38	L. Ellis - 24	Hardaway - 22	17,248
56	2/23	@ Miami	L	86-95	9-17	8-22	17-39	L. Ellis - 29	Austin - 15	14,874
57	2/25	TORONTO	L	122-124*	9-18	8-22	17-40	L. Ellis - 32	Stoudamire - 35	9,225
58	2/28	NEW YORK	L	108-112*	9-19	8-22	17-41	McDyess - 32	Starks - 23	14,128
59	3/2	LA CLIPPERS	W	109-107*	10-19	8-22	18-41	McDyess - 33	Vaught - 25	7,802
60	3/5	@ Sacramento	L	100-105	10-19	8-23	18-42	Stith - 21	Richmond - 34	17,317
61	3/7	@ Minnesota	L	83-96	10-19	8-24	18-43	McDyess - 20	Gugliotta - 30	18,522
62	3/11	ORLANDO	L	91-96	10-20	8-24	18-44	L. Ellis - 19	Hardaway - 27	10,211
63	3/13	DETROIT	L	82-102	10-21	8-24	18-45	L. Ellis - 28	Hill - 28	13,813
64	3/15	SAN ANTONIO	W	121-105	11-21	8-24	19-45	L. Ellis - 39	Wilkins - 20	11,051
65	3/17	LA LAKERS	L	94-113	11-22	8-24	19-46	McDyess - 26	Van Exel - 30	13,817
66	3/20	@ Seattle	L	97-123	11-22	8-25	19-47	L. Ellis - 20	Kemp - 24	17,072
67	3/21	@ Vancouver	L	101-108	11-22	8-26	19-48	McDyess - 29	Reeves - 31	19,193
68	3/23	UTAH	L	103-120	11-23	8-26	19-49	McDyess - 24	Malone - 35	10,723
69	3/26	MINNESOTA	L	100-102	11-24	8-26	19-50	L. Ellis - 32	Gugliotta - 25	10,326
70	3/29	@ Houston	L	105-120	11-24	8-27	19-51	L. Ellis - 24	Olajuwon - 45	16,285
71	3/30	MILWAUKEE	W	99-97	12-24	8-27	20-51	L. Ellis - 24	Robinson - 30	8,230
72	4/1	HOUSTON	L	99-116	12-25	8-27	20-52	McDyess - 27	Drexler - 24	13,341
73	4/2	@ LA Lakers	L	85-110	12-25	8-28	20-53	McDyess - 21	Jones - 27	17.141
74	4/4	PHOENIX	L	113-122	12-26	8-28	20-54	McDyess - 26	Johnson - 24	12,204
75	4/7	PORTLAND	L	104-110	12-27	8-28	20-55	Hammonds - 29	Rider - 28	9,047
76	4/8	@ San Antonio	L	90-96	12-27	8-29	20-56	McDyess - 17	Williams - 30	13,484
77	4/10	@ Golden State	L	107-109*	12-27	8-30	20-57	McDyess - 35	Smith - 25	15,930
78	4/12	@ LA Clippers^	L	94-116	12-27	8-31	20-58	D. Ellis - 23	Rogers - 26	18,211
79	4/14	GOLDEN STATE	L	93-103	12-28	8-31	20-59	McDyess/D. Ellis - 24	Mullin - 20	7,514
80	4/16	@ Portland	L	63-107	12-28	8-32	20-60	Hammonds - 14	Trent - 20	21,448
81	4/17	SEATTLE	L	104-108	12-29	8-32	20-61	McDyess - 29	Kemp - 27	12,817
82	4/19	@ Dallas	W	100-95	12-29	9-32	21-61	Hammonds - 24	Bradley - 25	16,183

* Denotes number of overtime periods $ McNichols Arena sellout ^at Anaheim

1997-98 ROSTER

NO.	PLAYER	POS	HT	WT	COLLEGE/YR	EXP.
7	Cory Alexander	G	6-1	190	Virginia '95	2
4	Tony Battie	F/C	6-11	240	Texas Tech '98	R
3	Harold Ellis	G	6-5	200	Morehouse '92	2
20	LaPhonso Ellis	F	6-8	240	Notre Dame '92	5
15	Danny Fortson	F	6-7	260	Cincinnati '98	R
1	Kiwane Garris	G	6-2	183	Illinois '97	R
21	Dean Garrett	C	6-11	250	Indiana '88	1
5	Anthony Goldwire	G	6-2	182	Houston '94	2
13	Bobby Jackson	G	6-1	185	Minnesota '97	R
30	Priest Lauderdale	C	7-4	325	Central State '97	1
22	Johnny Newman	F/G	6-7	205	Richmond '86	11
23	Bryant Stith	G	6-5	208	Virginia '92	5
14	Eric Washington	G	6-4	190	Alabama '97	R
32	Eric Williams	F	6-8	220	Providence '95	2
17	Joe Wolf	F/C	6-11	253	North Carolina '87	9
25	George Zidek	C	7-0	266	UCLA '95	3

Head Coach: Bill Hanzlik (Notre Dame '80)
Assistant Coaches: Brian Winters (South Carolina '74), T.R. Dunn (Alabama '77), Mike D'Antoni (Marshall '73)
Athletic Trainer: Jim Gillen (Ft. Hays State '74)
Asst. Athletic Trainer: Max Benton (Colorado '95)

NUGGETS 1997-98 TEAM HIGHS & LOWS

	HIGH	LOW
Points	128 vs. Sacramento, 4/9	63 @ Indiana, 3/1
Field Goals Made	47 vs. Dallas, 1/31	22 vs. Detroit, 1/21
Field Goals Attempted	94 twice, last vs. Houston (OT), 1/2	62 twice, last vs. Golden State, 3/27
Field Goal Percentage	(.597/37-62) vs. Boston, 2/10	(.305/25-82) @ Utah, 4/3
Three-Pointers Made	10 twice, last vs. Portland, 4/17	0 three times, last vs. Utah, 11/7
Three-Pointers Attempted	23 vs. Seattle, 4/5	2 vs. Utah, 11/7
Three-Point Percentage	(.625/10-16) vs. Sacramento, 4/9	.000 three times, last (0-2) vs. Utah, 11/7
Free Throws Made	42 vs. Utah, 12/30	5 @ Phoenix, 1/23
Free Throws Attempted	52 vs. Utah, 12/30	6 @ Phoenix, 1/23
Free Throw Percentage	(.917/22-24) twice, last @ Minnesota, 3/20	(.563/9-16) vs. Seattle, 11/22
Total Rebounds	54 vs. Washington, 11/4	23 vs. Orlando, 1/13
Offensive Rebounds	22 vs. Washington, 11/4	4 twice, last vs. Sacramento, 4/9
Defensive Rebounds	38 @ Vancouver, 11/21	15 @ Portland, 2/15
Assists	31 @ Houston, 12/2	11 twice, last @ Seattle, 2/22
Steals	13 three times, last vs. Portland, 3/14	2 @ Miami, 11/15
Turnovers	32 @ Boston, 11/12	7 twice, last vs. Houston, 4/7
Blocked Shots	14 vs. Boston, 2/10	0 @ Houston, 4/14
Fouls	34 @ LA Lakers, 2/19	14 @ Dallas, 4/11

OPPONENTS 1997-98 TEAM HIGHS & LOWS

	HIGH	LOW
Points	133 @ New Jersey, 12/13	79 by Philadelphia, 2/27
Field Goals Made	52 @ New Jersey, 12/13	26 @ LA Clippers, 1/24
Field Goals Attempted	101 @ New Jersey, 12/13	64 three times, last by Houston, 4/7
Field Goal Percentage	(.627/42-67) @ Portland, 2/15	(.340/33-97) by Boston, 2/10
Three-Pointers Made	12 twice by Houston, last 4/7	0 @ Sacramento, 11/25
Three-Pointers Attempted	32 @ Houston, 4/14	3 @ Detroit, 12/9
Three-Point Percentage	(.727/8-11) by LA Lakers, 12/3	(.000/0-4) @ Sacramento, 11/25
Free Throws Made	34 twice, last @ LA Lakers, 1/14	15 three times, last by Philadelphia, 2/27
Free Throws Attempted	46 @ Portland, 1/18	18 @ Indiana, 3/1
Free Throw Percentage	(.952/20-21) by Orlando, 1/13	(.613/19-31) by Miami, 1/9
Total Rebounds	56 twice, last by Phoenix, 12/20	30 @ Houston, 12/2
Offensive Rebounds	29 by Boston, 2/10	6 by Milwaukee, 4/1
Defensive Rebounds	40 by Chicago, 2/2	17 by Boston, 2/10
Assists	40 @ LA Lakers, 1/14	12 @ LA Clippers, 1/24
Steals	16 twice, last @ New Jersey, 12/13	3 three times, last by Portland, 4/17
Turnovers	24 by Golden State, 12/26	8 twice, last @ Sacramento, 11/25
Blocked Shots	13 twice, last @ Toronto (OT), 3/19	1 twice, last by Boston, 2/10
Fouls	35 @ Seattle, 12/18	10 @ Phoenix, 1/23

Italics indicates franchise record.

1997-98 GAME-BY-GAME RESULTS (11-71)

NO.	DATE	OPPONENT	W-L	SCORE	HOME	ROAD	TOTAL	DEN. HIGH SCORER	OPP. HIGH SCORER	ATTEND.
1	10/31	SAN ANTONIO	L	96-107	0-1	0-0	0-1	Jackson - 27	Robinson - 20	15,031
2	11/1	@Utah	L	84-102	0-1	0-1	0-2	Stith - 18	Malone - 24	19,911
3	11/4	WASHINGTON	L	96-120	0-2	0-1	0-3	Williams - 26	Howard - 29	8,104
4	11/7	UTAH	L	89-91	0-3	0-1	0-4	Williams - 25	Malone - 20	10,317
5	11/11	@New York	L	90-93	0-3	0-2	0-5	Stith - 18	Ewing - 28	19,763
6	11/12	@Boston	L	86-96	0-3	0-3	0-6	Battie - 14	Walker - 19	15,760
7	11/14	@Orlando	L	85-103	0-3	0-4	0-7	Newman - 23	Grant - 21	16,551
8	11/15	@Miami	L	93-96	0-3	0-5	0-8	L. Ellis - 20	Hardaway - 26	14,893
9	11/18	VANCOUVER	L	87-100	0-4	0-5	0-9	Jackson - 18	B. Edwards - 27	9,718
10	11/21	@Vancouver	L	96-99	0-4	0-6	0-10	Newman/Stith - 22	Abdur-Rahim - 28	15,988
11	11/22	SEATTLE	L	80-84	0-5	0-6	0-11	Washington - 22	Payton - 20	12,022
12	11/25	@Sacramento	L	93-97	0-5	0-7	0-12	Newman - 19	Williamson - 24	12,950
13	11/28	MINNESOTA	W	95-84	1-5	0-7	1-12	Newman - 31	Gugliotta - 18	13,628
14	12/2	@Houston	L	101-112	1-5	0-8	1-13	Newman - 32	Drexler - 22	16,285
15	12/3	LA LAKERS	L	89-107	1-6	0-8	1-14	Newman - 19	Campbell - 25	14,503
16	12/5	INDIANA	L	85-96	1-7	0-8	1-15	Jackson - 22	Smits - 24	11,215
17	12/7	LA CLIPPERS	W	100-92	2-7	0-8	2-15	L. Ellis - 21	Rogers/Piatkowski - 18	7,507
18	12/9	@Detroit	L	83-92	2-7	0-9	2-16	Lauderdale - 16	B. Williams - 21	14,856
19	12/10	@Cleveland	L	83-102	2-7	0-10	2-17	Washington - 19	Person - 18	15,353
20	12/12	@Philadelphia	L	91-106	2-7	0-11	2-18	Wshgtn/Nwmn/Gldwre-14	Stackhouse - 32	12,540
21	12/13	@New Jersey	L	95-133	2-7	0-12	2-19	Newman - 21	Van Horn - 30	15,248
22	12/16	SAN ANTONIO	L	85-99	2-8	0-12	2-20	Fortson - 18	Robinson - 22	10,916
23	12/18	@Seattle	L	106-119	2-8	0-13	2-21	Washington - 18	Baker - 18	17,072
24	12/20	PHOENIX	L	81-102	2-9	0-13	2-22	Washington/Battie - 14	Nash - 20	12,120
25	12/23	@Golden State	L	75-87	2-9	0-14	2-23	Fortson - 22	Smith - 22	10,574
26	12/26	GOLDEN STATE	L	69-81	2-10	0-14	2-24	L. Ellis - 19	Dampier - 19	11,926
27	12/27	@LA Clippers	L	103-105	2-10	0-15	2-25	L. Ellis - 20	Rogers - 29	5,284
28	12/30	UTAH	L	99-132	2-11	0-15	2-26	Newman - 21	Ostertag - 21	14,230
29	1/2	HOUSTON	L	115-116*	2-12	0-15	2-27	L. Ellis - 26	Willis - 33	14,902
30	1/3	@Minnesota	L	87-109	2-12	0-16	2-28	H. Ellis - 16	Garnett/Mitchell - 18	19,006
31	1/6	@Dallas	L	90-108	2-12	0-17	2-29	Jackson - 17	Scott - 28	8,833
32	1/7	@San Antonio	L	89-96	2-12	0-18	2-30	Battie - 17	Robinson - 22	15,200
33	1/9	MIAMI	L	79-98	2-13	0-18	2-31	L. Ellis - 19	Mourning - 25	9,719
34	1/13	ORLANDO	L	84-98	2-14	0-18	2-32	L. Ellis - 16	Grant - 20	12,113
35	1/14	@LA Lakers	L	114-132	2-14	0-19	2-33	Fortson - 19	O'Neal - 34	15,067
36	1/16	CLEVELAND	L	74-99	2-15	0-19	2-34	Jackson - 28	Person/Anderson - 20	10,216
37	1/18	@Portland	L	82-94	2-15	0-20	2-35	Jackson - 27	Trent - 27	19,964
38	1/20	@Vancouver	L	77-88	2-15	0-21	2-36	L. Ellis - 21	Abdur-Rahim - 24	15,852
39	1/21	DETROIT	L	67-87	2-16	0-21	2-37	Jackson - 16	Stackhouse - 21	10,821
40	1/23	@Phoenix	L	77-93	2-16	0-22	2-38	Jackson - 18	McDyess - 24	19,023
41	1/24	@LA Clippers	W	99-81	2-16	1-22	3-38	Goldwire - 20	Martin - 14	7,614
42	1/27	NEW JERSEY	L	87-120	2-17	1-22	3-39	Garrett/Fortson - 15	Cassell/Kittles - 18	9,327
43	1/29	TORONTO	L	80-84	2-18	1-22	3-40	L. Ellis - 18	Stoudamire - 22	9,629
44	1/31	DALLAS	W	110-98	3-18	1-22	4-40	Newman - 21	Finley - 38	12,531
45	2/2	CHICAGO	L	72-111	3-19	1-22	4-41	Newman - 19	Burrell - 24	17,171$
46	2/4	SACRAMENTO	L	99-101	3-20	1-22	4-42	L. Ellis - 23	Richmond - 32	7,904
47	2/10	BOSTON	W	112-99	4-20	1-22	5-42	Newman - 34	Mercer - 19	15,610
48	2/12	@Sacramento	L	84-87	4-20	1-23	5-43	Goldwire - 16	Richmond - 27	13,616
49	2/13	MINNESOTA	L	80-107	4-21	1-23	5-44	L. Ellis/Goldwire - 16	Marbury - 22	12,013
50	2/15	@Portland	L	82-117	4-21	1-24	5-45	Newman - 21	Rider - 31	21,140
51	2/17	NEW YORK	L	77-91	4-22	1-24	5-46	L. Ellis - 23	Houston - 21	14,517
52	2/19	@LA Lakers	L	92-131	4-22	1-25	5-47	L. Ellis/Newman - 19	Fox - 22	15,159
53	2/20	@Golden State	L	88-95	4-22	1-26	5-48	Battie/Newman - 18	Marshall - 18	11,987
54	2/22	@Seattle	L	68-88	4-22	1-27	5-49	Goldwire - 18	Payton - 17	17,072
55	2/23	CHARLOTTE	L	98-118	4-23	1-27	5-50	L. Ellis - 23	Rice - 31	7,323
56	2/25	ATLANTA	L	88-112	4-24	1-27	5-51	Goldwire - 20	Henderson - 22	7,525
57	2/27	PHILADELPHIA	L	78-79	4-25	1-27	5-52	L. Ellis - 22	Coleman - 19	13,727
58	3/1	@Indiana	L	63-90	4-25	1-28	5-53	Fortson - 15	Smits - 23	16,650
59	3/3	@Chicago	L	90-118	4-25	1-29	5-54	Fortson - 26	Jordan - 30	23,810
60	3/5	@Milwaukee	L	87-104	4-25	1-30	5-55	Newman - 22	Allen - 26	13,227
61	3/6	@Atlanta^	L	94-115	4-25	1-31	5-56	Newman - 23	Laettner - 21	8,827
62	3/8	LA CLIPPERS	L	89-100	4-26	1-31	5-57	L. Ellis - 20	Piatkowski - 29	7,808
63	3/10	PHOENIX	L	76-100	4-27	1-31	5-58	Newman - 20	McDyess - 18	12,010
64	3/12	VANCOUVER	W	98-93	5-27	1-31	6-58	Alexander - 21	Mack - 19	9,112
65	3/14	PORTLAND	W	92-82	6-27	1-31	7-58	Newman - 33	Sabonis - 24	13,514
66	3/16	@Charlotte	L	87-109	6-27	1-32	7-59	Newman - 17	Geiger/Curry - 18	22,212
67	3/17	@Washington	W	90-89	6-27	2-32	8-59	L. Ellis - 18	Webber - 26	17,315
68	3/19	@Toronto	L	103-104*	6-27	2-33	8-60	Newman - 24	Brown - 24	14,274
69	3/20	@Minnesota	L	88-104	6-27	2-34	8-61	Fortson - 21	Grntt/Hmnds/Prtr - 16	18,007
70	3/23	LA LAKERS	L	86-107	6-28	2-34	8-62	Fortson - 24	Jones - 27	17,171$
71	3/25	DALLAS	L	94-105	6-29	2-34	8-63	Newman - 20	Finley - 22	9,525
72	3/27	GOLDEN STATE	W	97-89	7-29	2-34	9-63	Newman - 22	Jackson - 22	11,227
73	4/1	MILWAUKEE	L	100-106	7-30	2-34	9-64	Fortson - 24	Allen - 21	11,101
74	4/3	@Utah	L	75-97	7-30	2-35	9-65	Fortson/L. Ellis - 17	Malone - 22	19,911
75	4/5	SEATTLE	L	83-87	7-31	2-35	9-66	Alexander - 25	Baker - 21	15,945
76	4/7	HOUSTON	L	87-104	7-32	2-35	9-67	Alexander - 19	Drexler - 20	14,617
77	4/9	SACRAMENTO	W	128-103	8-32	2-35	10-67	Newman - 35	Williamson - 19	10,959
78	4/11	@Dallas	L	81-99	8-32	2-36	10-68	Fortson - 16	Bradley - 18	13,675
79	4/14	@Houston	L	88-94	8-32	2-37	10-69	L. Ellis/Alexander - 22	Elie - 23	16,285
80	4/15	@Phoenix	L	89-96	8-32	2-38	10-70	L. Ellis - 23	McDyess - 25	19,023
81	4/17	PORTLAND	W	109-101	9-32	2-38	11-70	L. Ellis/Goldwire - 22	B. Grant - 18	14,517
82	4/19	@San Antonio	L	82-96	9-32	2-39	11-71	Fortson - 16	Duncan - 25	18,912

* Denotes number of overtime periods $ McNichols Arena sellout ^at Georgia Tech

1998-99 ROSTER

NO.	PLAYER	POS	HT	WT	COLLEGE/YR	EXP.
7	Cory Alexander	G	6-1	190	Virginia '95	3
4	Chauncey Billups	G	6-3	202	Colorado '99	1
13	Keon Clark	F/C	6-11	220	UNLV '98	R
15	Danny Fortson	F	6-7	260	Cincinnati '98	1
21	Carl Herrera	F	6-9	225	Houston '91	7
45	Raef LaFrentz	C/F	6-11	240	Kansas '98	R
11	Kelly McCarty	G/F	6-7	200	Southern Mississippi '98	R
24	Antonio McDyess	F	6-9	240	Alabama '97	3
34	Loren Meyer	F/C	6-10	260	Iowa State '95	3
23	Bryant Stith	G	6-5	210	Virginia '92	6
17	Johnny Taylor	F	6-9	220	Tennessee-Chattanooga '97	1
31	Nick Van Exel	G	6-1	190	Cincinnati '93	5
14	Eric Washington	G	6-4	190	Alabama '97	1
5	Tyson Wheeler	G	5-10	165	Rhode Island '98	R
32	Eric Williams	F	6-8	220	Providence '95	3
3	Monty Williams	F	6-8	225	Notre Dame '94	4

Head Coach: Mike D'Antoni (Marshall '73)
Assistant Coaches: John Lucas (Maryland '76), Mike Evans (Kansas State '78), Louie Dampier (Kentucky '67), Kim Hughes (Wisconsin '74)
Athletic Trainer: Jim Gillen (Ft. Hays State '74)
Asst. Athletic Trainer: Max Benton (Colorado '95)

NUGGETS 1998-99 TEAM HIGHS & LOWS

	HIGH	LOW
Points	120 vs. New Jersey, 4/14	61 @ San Antonio, 3/13
Field Goals Made	43 twice, last vs. Sacramento, 5/3	21 @ San Antonio, 3/13
Field Goals Attempted	101 @ Sacramento, 4/10	65 vs. Seattle, 3/21
Field Goal Percentage	(.573/43-75) vs. Vancouver, 3/15	(.288/21-73) @ San Antonio, 3/13
Three-Pointers Made	14 vs. Houston, 3/17	0 @ San Antonio, 3/13
Three-Pointers Attempted	32 vs. Phoenix, 2/15	5 @ San Antonio, 3/13
Three-Point Percentage	(.714/10-14) vs. New Jersey, 4/14	(.000/0-5) @ San Antonio, 3/13
Free Throws Made	39 vs. L.A. Lakers (OT), 2/22	9 vs. Phoenix, 4/29
Free Throws Attempted	51 vs. L.A. Lakers (OT), 2/22	14 twice, last vs. Sacramento, 5/3
Free Throw Percentage	(.944/17-18) vs. Milwaukee, 2/26	(.622/28-45) @ Portland, 2/17
Total Rebounds	53 vs. L.A. Lakers, 2/10	27 vs. San Antonio, 3/7
Offensive Rebounds	25 vs. L.A. Lakers, 2/10	5 vs. Vancouver, 3/15
Defensive Rebounds	37 vs. Dallas, 2/12	17 vs. Utah, 2/24
Assists	34 vs. Vancouver, 3/15	9 @ San Antonio, 3/13
Steals	16 vs. Vancouver, 3/15	1 @ L.A. Clippers, 4/18
Turnovers	25 @ Boston, 3/5	6 vs. Houston, 5/5
Blocked Shots	18 vs. Vancouver, 3/15	1 four times, last @ L.A. Lakers, 4/5
Fouls	31 twice, last vs. Seattle, 4/1	13 three times, last @ Portland, 4/26

OPPONENTS 1998-99 TEAM HIGHS & LOWS

	HIGH	LOW
Points	119 @ Sacramento, 4/17	80 by L.A. Clippers, 4/4
Field Goals Made	49 @ Minnesota, 4/2	26 by L.A. Clippers, 3/29
Field Goals Attempted	94 twice, last @ Golden State, 4/24	63 by Utah, 2/24
Field Goal Percentage	(.588/47-80) @ San Antonio, 3/23	(.354/28-79) @ Golden State, 4/15
Three-Pointers Made	10 by Houston, 5/5	0 @ Vancouver, 4/7
Three-Pointers Attempted	27 by Dallas, 2/12	4 three times, last @ Vancouver, 4/7
Three-Point Percentage	(.750/3-4) by Vancouver, 3/15	(.000/0-4) @ Vancouver, 4/7
Free Throws Made	36 twice, last by Minnesota, 3/19	3 @ Minnesota, 4/2
Free Throws Attempted	49 @ Phoenix, 2/7	7 @ Minnesota, 4/2
Free Throw Percentage	(1.000/13-13) @ Dallas, 3/26	(.385/5-13) @ Golden State, 4/24
Total Rebounds	65 @ Golden State, 4/24	29 by Milwaukee, 2/26
Offensive Rebounds	22 by Phoenix, 4/29	5 @ Dallas, 3/26
Defensive Rebounds	47 @ Golden State, 4/24	19 by Milwaukee, 2/26
Assists	35 @ Minnesota, 4/2	14 three times, last @ G.S., 4/15
Steals	16 by Milwaukee, 2/26	2 twice, last @ L.A. Clippers, 4/18
Turnovers	23 by Vancouver, 3/15	6 by Washington, 3/27
Blocked Shots	12 @ San Antonio, 3/23	0 @ L.A. Lakers, 4/5
Fouls	35 by L.A. Lakers (OT), 2/22	11 by Sacramento, 5/3

Italics indicates franchise record.

1998-99 GAME-BY-GAME RESULTS (14-36)

NO.	DATE	OPPONENT	W-L	SCORE	HOME	ROAD	TOTAL	DEN. HIGH SCORER	OPP. HIGH SCORER	ATTEND.
1	2/5	MINNESOTA	L	92-110	0-1	0-0	0-1	McDyess - 18	Smith - 23	17,171$
2	2/7	@Phoenix	L	108-115	0-1	0-1	0-2	McDyess - 28	Gugliotta - 29	19,023
3	2/8	@Houston	L	80-99	0-1	0-2	0-3	McDyess/Alexander - 14	Pippen - 24	16,285
4	2/10	L.A. LAKERS	L	98-103	0-2	0-2	0-4	LaFrentz - 24	O'Neal - 29	13,210
5	2/12	DALLAS	W	100-94	1-2	0-2	1-4	Van Exel - 27	Finley - 28	10,012
6	2/13	@Seattle	L	92-105	1-2	0-3	1-5	LaFrentz - 17	Payton - 28	17,072
7	2/15	PHOENIX	L	106-115	1-3	0-3	1-6	Stith - 23	Kidd - 28	10,415
8	2/17	@Portland	L	85-100	1-3	0-4	1-7	McDyess/LaFrentz - 17	Rider - 19	17,726
9	2/18	@Utah	L	86-97	1-3	0-5	1-8	Van Exel - 19	Russell - 21	19,212
10	2/22	L.A. LAKERS	W	117-113*	2-3	0-5	2-8	McDyess - 22	O'Neal - 28	17,171$
11	2/24	UTAH	W	97-87	3-3	0-5	3-8	McDyess - 24	Malone - 22	10,925
12	2/25	@Dallas	L	81-90	3-3	0-6	3-9	Van Exel - 16	Ceballos/Finley - 20	13,203
13	2/26	MILWAUKEE	W	96-95	4-3	0-6	4-9	Billups - 18	Robinson - 19	10,926
14	2/28	VANCOUVER	W	116-112	5-3	0-6	5-9	McDyess - 46	Massenburg - 27	9,248
15	3/2	@Indiana	L	81-88	5-3	0-7	5-10	Van Exel - 28	Miller - 21	14,530
16	3/4	@Miami	L	87-95	5-3	0-8	5-11	Williams - 21	Mourning - 27	14,834
17	3/5	@Boston	L	94-102	5-3	0-9	5-12	Alexander - 28	Mercer - 35	18,624
18	3/7	SAN ANTONIO	L	96-106	5-4	0-9	5-13	McDyess - 29	Duncan - 34	12,037
19	3/9	@Houston	L	75-84	5-4	0-10	5-14	McDyess - 23	Olajuwon - 20	16,285
20	3/11	@Utah	L	89-94	5-4	0-11	5-15	McDyess - 39	Malone - 28	19,911
21	3/13	@San Antonio	L	61-92	5-4	0-12	5-16	McDyess - 23	Duncan - 27	32,982
22	3/15	VANCOUVER	W	110-84	6-4	0-12	6-16	McDyess - 21	Abdur-Rahim - 15	8,251
23	3/17	HOUSTON	L	109-114	6-5	0-12	6-17	Billups - 22	Olajuwon - 26	14,217
24	3/19	MINNESOTA	L	101-105	6-6	0-12	6-18	Taylor/Van Exel - 21	Garnett - 28	14,219
25	3/21	SEATTLE	W	102-98	7-6	0-12	7-18	McDyess - 23	Schrempf - 22	10,221
26	3/23	@San Antonio	L	82-112	7-6	0-13	7-19	Van Exel - 18	Duncan - 19	16,501
27	3/25	SAN ANTONIO	L	65-86	7-7	0-13	7-20	McDyess - 17	Duncan - 28	10,695
28	3/26	@Dallas	L	79-98	7-7	0-14	7-21	McDyess - 16	Finley - 27	13,096
29	3/27	WASHINGTON	L	100-112	7-8	0-14	7-22	McDyess - 39	Richmond - 29	10,987
30	3/29	L.A. CLIPPERS	W	100-88	8-8	0-14	8-22	McDyess/Billups - 24	Rogers - 17	7,829
31	3/30	@Vancouver	L	87-101	8-8	0-15	8-23	Van Exel - 29	Abdur-Rahim - 22	15,018
32	4/1	SEATTLE	W	113-110	9-8	0-15	9-23	Billups - 32	Payton - 33	10,701
33	4/2	@Minnesota	L	88-107	9-8	0-16	9-24	Billups - 30	Garnett - 28	15,979
34	4/4	L.A. CLIPPERS	W	82-80	10-8	0-16	10-24	McDyess - 20	Nesby - 21	8,404
35	4/5	@L.A. Lakers	L	104-117	10-8	0-17	10-25	Van Exel - 41	Rice/Bryant - 26	17,505
36	4/7	@Vancouver	W	87-84	10-8	1-17	11-25	McDyess - 24	Abdur-Rahim - 25	17,151
37	4/10	@Sacramento	L	104-110	10-8	1-18	11-26	Van Exel - 29	Webber - 23	17,317
38	4/12	GOLDEN STATE	L	96-104	10-9	1-18	11-27	McDyess - 36	Marshall - 20	9,812
39	4/14	NEW JERSEY	W	120-97	11-9	1-18	12-27	McDyess - 36	Van Horn/Marbury - 25	10,324
40	4/15	@Golden State	L	79-85	11-9	1-19	12-28	McDyess - 29	Cummings/Starks - 16	9,130
41	4/17	@Sacramento	L	97-119	11-9	1-20	12-29	McDyess - 29	Williamson - 29	16,285
42	4/18	@L.A. Clippers	W	103-101	11-9	2-20	13-29	Van Exel - 34	Taylor - 28	9,450
43	4/23	GOLDEN STATE	W	96-84	12-9	2-20	14-29	McDyess - 25	Dampier - 22	11,317
44	4/24	@Golden State	L	74-93	12-9	2-21	14-30	Fortson/Taylor - 16	Marshall - 18	15,127
45	4/26	@Portland	L	77-93	12-9	2-22	14-31	McDyess - 23	Williams - 28	19,476
46	4/29	PHOENIX	L	87-98	12-10	2-22	14-32	Stith - 20	Robinson - 25	13,129
47	4/30	@Seattle	L	101-111	12-10	2-23	14-33	McDyess - 25	Schrempf - 28	17,072
48	5/2	PORTLAND	L	102-110	12-11	2-23	14-34	Billups - 20	Stoudamire - 17	13,920
49	5/3	SACRAMENTO	L	104-112	12-12	2-23	14-35	Billups - 26	Divac - 25	14,653
50	5/5	HOUSTON	L	88-95	12-13	2-23	14-36	Van Exel - 35	Dickerson - 27	17,171$

* Denotes number of overtime periods $ McNichols Arena sellout

1999-00 ROSTER

NO.	PLAYER	POS	HT	WT	COLLEGE/YR	EXP.
9	Tariq Abdul-Wahad	G/F	6-6	223	San Jose State '98	2
7	Cory Alexander	G	6-1	190	Virginia '95	4
4	Chauncey Billups	G	6-3	202	Colorado '99	2
42	Ryan Bowen	F	6-7	215	Iowa '98	R
15	Keon Clark	F/C	6-11	220	UNLV '98	1
32	Chris Gatling	F/C	6-10	230	Old Dominion '91	8
8	Chris Herren	G	6-2	197	Fresno State '99	R
54	Popeye Jones	F	6-8	250	Murray State '92	6
45	Raef LaFrentz	C/F	6-11	240	Kansas '98	1
21	George McCloud	F	6-8	225	Florida State '89	9
24	Antonio McDyess	F	6-9	240	Alabama '97	4
5	Ron Mercer	G	6-7	210	Kentucky '99	2
41	James Posey	F/G	6-8	215	Xavier '99	R
25	Roy Rogers	F/C	6-10	235	Alabama '96	3
23	Bryant Stith	G	6-5	210	Virginia '92	7
17	Johnny Taylor	F	6-9	220	Tennessee-Chattanooga '97	2
31	Nick Van Exel	G	6-1	190	Cincinnati '93	6

Head Coach: Dan Issel (Kentucky '70)
Assistant Coaches: John Lucas (Maryland '76), Mike Evans (Kansas State '78), Louie Dampier (Kentucky '67), Kim Hughes (Wisconsin '74)
Athletic Trainer: Jim Gillen (Ft. Hays State '74)
Asst. Athletic Trainers: Max Benton (Colorado '95), Erik Phillips (Colorado State '98)

NUGGETS 1999-00 TEAM HIGHS & LOWS

	HIGH	LOW
Points	135 vs. Mil., 2/2	67 @ Phx., 2/22
Field Goals Made	53 vs. Mil., 2/2	25 @ Chi., 3/24
Field Goals Attempted	105 vs. Tor., 11/24	66 @ Wash., 3/29
Field Goal Percentage	(.631/53-84) vs. Mil., 2/2	(.317/26-82) @ Phx., 2/22
Three-Pointers Made	13 @ Sac., 11/14	1, 3 times, last @ Mia., 3/10
Three-Pointers Attempted	29, 2 times, last @ Sea., 4/4	6 vs. GS, 3/3
Three-Point Percentage	(.571/12-21) @ Sac. (OT), 2/21	(.111/1-9), 3 times, last @ Mia., 3/10
Free-Throws Made	35 @ Orl., 3/11	6 @ Ind., 3/7
Free-Throws Attempted	47 vs. Bos., 12/30	8 @ Ind., 3/7
Free-Throw Percentage	(1.000/14-14) @ NJ, 3/26	(.500/8-16) @ Port., 4/19
Total Rebounds	64, vs. Min. (OT), 2/5	31 @ Van., 11/6
Offensive Rebounds	25, 2 times, last vs. Sac., 12/16	3 @ Phil., 12/6
Defensive Rebounds	47 vs. Min. (OT), 2/5	18 @ Atl., 3/28
Assists	41 vs. Mil., 2/2	10 @ Phx., 2/22
Steals	15 vs. Utah, 4/18	1 @ Dal., 2/26
Turnovers	26 vs. SA, 2/9	6 @ S.A., 11/27
Blocked Shots	16 vs. Phx. (OT), 11/2	0 @ Mia., 3/10
Personal Fouls	37 vs. Det., 12/1	16 vs. Port., 11/12

OPPONENTS 1999-00 TEAM HIGHS & LOWS

	HIGH	LOW
Points	130, 2 times, last @ Det., 3/8	70 @ Chi., 3/24
Field Goals Made	52, 2 times, last @ LAL, 1/10	24 @ Chi., 3/24
Field Goals Attempted	111 by Phx. (OT), 11/2	70 by Sea., 1/12
Field Goal Percentage	(.563/40-71) by N.Y., 11/16	(.304/24-79) @ Chi., 3/24
Three-Pointers Made	12 by Ind., 1/6	0, 3 times, last @ Phi., 12/6
Three-Pointers Attempted	29 @ Sac., 2/10	4 @ Atl., 3/28
Three-Point Percentage	(.636/7-11) @ Phx., 1/16	(.000, 3 times, last/0-6) @ Phi., 12/6
Free-Throws Made	37 by Min. (OT), 2/5	7 by Phx. (OT), 11/2
Free-Throws Attempted	49 by Min. (OT), 2/5	11 by LAC, 3/17
Free-Throw Percentage	(1.000/22-22) @ Min. (OT), 2/15	(.364/8-22) by LAL, 11/18
Total Rebounds	59 @ LAL, 1/10	28 by Det., 12/1
Offensive Rebounds	26 @ LAL, 1/10	3 by N.Y., 11/16
Defensive Rebounds	44 by N.J., 3/1	19 @ LAC, 3/14/00
Assists	36 @ Cle., 2/17	13 @ Ind., 3/7
Steals	19, 2 times, last by SA, 2/9	2, 2 times, last by LAC, 12/28
Turnovers	24, 2 times, last @ Phx., 2/22	7 @ NJ, 3/26
Blocked Shots	12, 2 times, last @ LAL, 1/10	0 by S.A., 12/18
Personal Fouls	33, 3 times, last by Wash., 3/23	16, 3 times, last @ Port., 4/19

1999-00 GAME-BY-GAME RESULTS (35-47)

NO.	DATE	OPPONENT	W-L	SCORE	HOME	ROAD	TOTAL	DEN. HIGH SCORER	OPP. HIGH SCORER	ATTEND.
1	11/2	PHOENIX	W	107-102*	1-0	0-0	1-0	Van Exel - 34	Gugliotta - 22	19,099$
2	11/5	@Portland	L	83-95	1-0	0-1	1-1	LaFrentz - 17	Smith - 22	19,995
3	11/6	@Vancouver	L	94-109	1-0	0-2	1-2	Mercer - 31	Abdur-Rahim - 27	12,159
4	11/8	ATLANTA	W	115-100	2-0	0-2	2-2	LaFrentz - 24	Rider - 28	9,108
5	11/12	PORTLAND	L	78-93	2-1	0-2	2-3	McDyess - 17	Wallace - 19	17,512
6	11/14	@Sacramento	L	116-126	2-1	0-3	2-4	Van Exel - 26	Webber - 32	15,491
7	11/16	NEW YORK	L	95-102	2-2	0-3	2-5	Mercer - 30	Sprewell - 26	13,196
8	11/18	LA. LAKERS	W	93-82	3-2	0-3	3-5	Mercer - 24	O"Neal - 36	15,218
9	11/20	CHICAGO	W	95-86	4-2	0-3	4-5	McDyess - 21	Antsey - 18	15,920
10	11/24	TORONTO	W	109-84	5-2	0-3	5-5	Van Exel - 19	Carter - 16	13,624
11	11/26	MINNESOTA	W	114-105	6-2	0-3	6-5	Mercer - 27	Smith - 18	18,506
12	11/27	@San Antonio	L	87-106	6-2	0-4	6-6	Mercer - 26	Rose - 21	22,188
13	11/30	@Minnesota	L	92-109	6-2	0-5	6-7	McDyess/Mercer - 16	Smith - 26	13,117
14	12/1	DETROIT	W	100-96	7-2	0-5	7-7	McDyess - 24	Hill - 39	11,881
15	12/3	ORLANDO	L	100-112	7-3	0-5	7-8	McDyess - 25	Armstrong - 20	14,383
16	12/5	@New York	W	80-78	7-3	1-5	8-8	Van Exel - 20	Houston - 15	19,763
17	12/6	@Philadelphia	W	94-77	7-3	2-5	9-8	Van Exel - 34	Hill - 16	14,108
18	12/8	@Boston	L	90-115	7-3	2-6	9-9	McDyess - 20	Walker - 20	15,730
19	12/10	@Charlotte	L	99-106	7-3	2-7	9-10	Van Exel/LaFrentz - 20	Mason - 21	17,320
20	12/11	@Milwaukee	W	101-99	7-3	3-7	10-10	Van Exel - 27	Allen - 25	15,862
21	12/14	@Seattle	L	84-109	7-3	3-8	10-11	LaFrentz - 15	Payton - 25	11,879
22	12/16	SACRAMENTO	W	116-106	8-3	3-8	11-11	Van Exel - 38	Webber - 26	15,576
23	12/18	SAN ANTONIO	W	86-84	9-3	3-8	12-11	Mercer - 25	Duncan - 33	17,318
24	12/20	PORTLAND	W	97-88	10-3	3-8	13-11	Mercer - 22	Stoudamire - 19	15,708
25	12/23	@Vancouver	L	91-93	10-3	3-9	13-12	LaFrentz - 29	Abdur-Rahim - 29	11,792
26	12/26	VANCOUVER	W	109-86	11-3	3-9	14-12	McDyess/Van Exel - 22	Abdur-Rahim - 20	17,074
27	12/28	L.A. CLIPPERS	W	128-105	12-3	3-9	15-12	McDyess - 22	Taylor - 30	14,035
28	12/30	BOSTON	L	94-102	12-4	3-9	15-13	Mercer - 20	Walker - 26	18,353
29	1/3	@Utah	L	89-109	12-4	3-10	15-14	McDyess - 24	Malone - 33	19,196
30	1/4	DALLAS	W	98-96	13-4	3-10	16-14	McDyess - 27	Finley - 28	10,549
31	1/6	INDIANA	L	87-102	13-5	3-10	16-15	McDyess - 21	Miller - 20	14,569
32	1/8	CHARLOTTE	W	97-92	14-5	3-10	17-15	Van Exel - 32	Coleman - 21	18,408
33	1/10	@L.A. Lakers	L	95-130	14-5	3-11	17-16	McDyess - 23	O'Neal - 31	18,997
34	1/12	SEATTLE	L	93-103	14-6	3-11	17-17	McDyess - 26	Payton - 35	12,408
35	1/14	MIAMI	L	87-92	14-7	3-11	17-18	McDyess - 26	Mourning - 28	15,730
36	1/16	@Phoenix	L	100-113	14-7	3-12	17-19	Mercer - 25	Robinson - 50	19,023
37	1/20	@Houston	L	115-122	14-7	3-13	17-20	McDyess - 40	Anderson - 26	14,591
38	1/21	PHOENIX	L	99-101	14-8	3-13	17-21	McDyess - 26	Kidd/Robinson - 24	18,221
39	1/24	VANCOUVER	W	110-98	15-8	3-13	18-21	Mercer - 24	Abdur-Rahim - 24	10,884
40	1/28	HOUSTON	W	104-98	16-8	3-13	19-21	Mercer - 24	Francis - 27	15,418
41	1/29	@Dallas	L	96-107	16-8	3-14	19-22	Stith - 27	Ceballos - 31	16,674
42	1/31	PHILADELPHIA	W	83-80	17-8	3-14	20-22	Mercer - 15	Iverson - 29	13,431
43	2/2	MILWAUKEE	W	135-112	18-8	3-14	21-22	Van Exel - 28	Allen - 22	12,365
44	2/4	@Golden State	L	101-103	18-8	3-15	21-23	McDyess - 30	Jamison - 19	13,321
45	2/5	MINNESOTA	L	97-105*	18-9	3-15	21-24	Posey - 23	Garnett - 30	19,099$
46	2/7	@L.A. Lakers	L	98-106	18-9	3-16	21-25	McDyess - 24	O'Neal - 35	18,997
47	2/9	SAN ANTONIO	L	97-106	18-10	3-16	21-26	Gatling - 19	Robinson - 30	16,607
48	2/10	@Sacramento	L	84-96	18-10	3-17	21-27	McDyess - 21	Webber - 22	17,317
49	2/15	@Minnesota	W	107-104*	18-10	4-17	22-27	Van Exel - 25	Garnett - 24	14,117
50	2/17	@Cleveland	L	101-119	18-10	4-18	22-28	McDyess/Clark - 19	Murray - 24	12,037
51	2/18	@Toronto	W	95-91	18-10	5-18	23-28	McDyess - 24	Carter - 31	17,570
52	2/21	SACRAMENTO	W	123-117*	19-10	5-18	24-28	McDyess - 29	Stojakovic	18,527
53	2/22	@Phoenix	L	67-86	19-10	5-19	24-29	Posey - 14	Rogers - 17	19,023
54	2/24	@Houston	W	106-97	19-10	6-19	25-29	Van Exel - 23	Mobley - 24	14,560
55	2/26	@Dallas	L	96-98	19-10	6-20	25-30	McDyess - 22	Pack/Ceballos - 22	18,187
56	3/1	NEW JERSEY	L	81-94	19-11	6-20	25-31	McDyess/McCloud - 22	Van Horn - 25	14,456
57	3/3	GOLDEN STATE	W	122-88	20-11	6-20	26-31	Clark - 29	V. Cummings - 19	18,152
58	3/5	CLEVELAND	L	92-100	20-12	6-20	26-32	Van Exel - 20	Murray - 20	17,447
59	3/7	@Indiana	L	89-90	20-12	6-21	26-33	McDyess - 23	Rose - 19	18,345
60	3/8	@Detroit	L	116-130	20-12	6-22	26-34	McDyess - 29	Stackhouse - 40	12,683
61	3/10	@Miami	L	88-96	20-12	6-23	26-35	Clark - 28	Mourning - 28	19,016
62	3/11	@Orlando	L	107-110	20-12	6-24	26-36	McDyess - 35	Amaechi - 31	13,635
63	3/13	L.A. LAKERS	L	108-118	20-13	6-24	26-37	Gatling - 25	O'Neal - 40	19,099$
64	3/14	@L.A. Clippers	L	106-110	20-13	6-25	26-38	McDyess - 31	Piatkowski - 31	10,706
65	3/17	L.A. CLIPPERS	W	114-87	21-13	6-25	27-38	McDyess - 23	Taylor - 21	16,336
66	3/18	@San Antonio	L	82-102	21-13	6-26	27-39	Gatling - 23	Walker - 18	24,460
67	3/21	@Utah	L	83-96	21-13	6-27	27-40	McDyess - 25	Malone - 28	19,628
68	3/23	WASHINGTON	L	86-100	21-14	6-27	27-41	Van Exel/McCloud - 18	Richmond/Howard - 22	13,773
69	3/24	@Chicago	L	68-70	21-14	6-28	27-42	Clark - 18	Brand - 26	21,808
70	3/26	@New Jersey	W	112-110	21-14	7-28	28-42	Van Exel - 28	Van Horn/Newman - 20	15,825
71	3/28	@Atlanta	L	111-116	21-14	7-29	28-43	McDyess - 28	Henderson/Mutombo - 24	9,945
72	3/29	@Washington	W	101-93	21-14	8-29	29-43	Van Exel - 26	Richmond - 22	12,301
73	4/1	UTAH	W	112-92	22-14	8-29	30-43	McDyess - 33	Malone - 27	19,099$
74	4/4	@Seattle	L	93-106	22-14	8-30	30-44	McCloud - 28	Grant - 26	14,220
75	4/6	DALLAS	L	115-116*	22-15	8-30	30-45	McCloud - 23	Nowitzki - 32	14,673
76	4/8	SEATTLE	W	105-97	23-15	8-30	31-45	McCloud - 20	Payton - 30	17,808
77	4/9	@Golden State	L	103-117	23-15	8-31	31-46	McDyess - 25	Hughes - 44	11,604
78	4/11	HOUSTON	L	93-103	23-16	8-31	31-47	Van Exel - 27	Williams - 23	14,348
79	4/14	GOLDEN STATE	W	105-97	24-16	8-31	32-47	LaFrentz - 23	Blaylock - 21	13,358
80	4/15	@L.A. Clippers	W	115-114*	24-16	9-31	33-47	Van Exel - 44	Anderson - 31	17,738
81	4/18	UTAH	W	105-104*	25-16	9-31	34-47	LaFrentz - 32	Padgett - 13	16,422
82	4/19	@Portland	W	96-95	25-16	10-31	35-47	McDyess/Van Exel - 22	Wells - 18	20,403

* Denotes number of overtime periods $ Pepsi Center sellout

2000-01 ROSTER

NO.	PLAYER	POS	HT	WT	COLLEGE/YR	EXP.
9	Tariq Abdul-Wahad	G/F	6-6	223	San Jose State '98	3
42	Ryan Bowen	F	6-7	215	Iowa '98	1
29	Calbert Cheaney	G/F	6-7	217	Indiana '93	7
15	Keon Clark	F/C	6-11	220	UNLV '98	2
54	Terry Davis	F/C	6-10	270	Virginia Union '89	10
4	Anthony Goldwire	G	6-2	182	Houston '94	3
32	Garth Joseph	C	7-2	306	College of St. Rose '97	R
45	Raef LaFrentz	C/F	6-11	240	Kansas '98	2
5	Voshon Lenard	G	6-4	205	Minnesota '95	5
50	Dan McClintock	C	7-0	270	Northern Arizona '00	R
21	George McCloud	F	6-8	225	Florida State '89	10
24	Antonio McDyess	F	6-9	240	Alabama '97	5
3	Tracy Murray	F	6-7	228	UCLA '93	8
14	Robert Pack	G	6-2	190	USC '91	9
41	James Posey	F/G	6-8	215	Xavier '99	1
10	Aleksandar Radojevic	C	7-3	250	Barton County C.C. '99	1
30	Mark Strickland	F	6-10	220	Temple '92	6
31	Nick Van Exel	G	6-1	190	Cincinnati '93	7
43	Kevin Willis	F/C	7-0	245	Michigan State '84	16

Head Coach: ..... Dan Issel (Kentucky '70)
Assistant Coaches: ..... John Lucas (Maryland '76), Mike Evans (Kansas State '78),
..... Louie Dampier (Kentucky '67), Kim Hughes (Wisconsin '74)
Athletic Trainer: ..... Jim Gillen (Ft. Hays State '74)
Asst. Athletic Trainers: ..... Max Benton (Colorado '95), Erik Phillips (Colorado State '98)

NUGGETS 2000-01 TEAM HIGHS & LOWS

	HIGH	LOW
Points	122 vs. Sea., 1/15	71 vs. Min., 3/2
Points (1st Half)	69 vs. Mil., 12/30	35, 3 times, last vs. Phx., 3/6
Points (2nd Half)	65 @ Mil., 1/31	29 @ LAC, 3/5
Points (Quarter)	42 vs. GS (2nd), 4/13	7 @ Sac. (2nd), 2/16
Field Goals Made	46, 4 times, last vs. Sac., 4/18	27, 2 times, last @ Dal.,1/20
Field Goals Attempted	108 vs. Sac., 4/18	68 vs. Mil., 12/30
Field Goal Percentage	(.561/46-82) vs. Sea., 1/15	(.338/27-80) @ Dal., 1/20
Three-Pointers Made	16 vs. Sea., 1/15	1, 2 times, last @ Chi., 3/26
Three-Pointers Attempted	29 vs. Utah, 1/29	6 vs. SA, 4/5
Three-Point Percentage	(.667/12-18) @ Min., 11/29	(.091/1-11) vs. Hou., (OT), 11/30
Free-Throws Made	48 vs. Mil., 12/30	6 @ Phi., 2/5
Free-Throws Attempted	60 vs. Mil., 12/30	8 vs. Sac., 4/18

	HIGH	LOW
Free-Throw Percentage	(1.000/19-19) @ Sac., 3/9	(.412/7-17) vs. NJ, 3/18
Total Rebounds	64 vs. Sac., 4/18	30 @ Port., 2/20
Offensive Rebounds	27 vs. Sac., 4/18	5, 3 times, last vs. Phx., 3/6
Defensive Rebounds	47 @ Bos. (OT), 12/10	22, 3 times, last @ Port., 2/20
Assists	35 vs. Det., 12/20	13, 3 times, last @ Orl., 12/7
Steals	14 vs. Phx., 11/4	1, 2 times, last vs. LAL, 11/18
Turnovers	21, 2 times, last @ Chi., 3/26	6 @ Hou., 4/10
Blocked Shots	16 vs. Atl., 2/24	1 @ LAC, 3/5
Personal Fouls	33 @ Bos. (OT), 12/10	15 @ GS, 1/3
Margin of Victory	24 (121-97 vs. Van., 1/17)	

OPPONENTS 2000-01 TEAM HIGHS & LOWS

	HIGH	LOW
Points	127 @ Sea., 2/21	77 by NY, 2/13
Points (1st Half)	71 @ Sea., 2/21	35 by Chi., 11/16
Points (2nd Half)	70 by Mil., 12/30	33 by NY, 2/13
Points (Quarter)	42 @ Sea. (1st), 11/1	10 by NJ (2nd), 3/18
Field Goals Made	51 @ Sea., 2/21	27 by NY, 2/13
Field Goals Attempted	102 @ Wash., 2/3	69 @ LAC, 3/5
Field Goal Percentage	(.593/51-86) @ Sea., 2/21	(.337/29-86) by LAC, 11/12
Three-Pointers Made	11, 2 times, last @ SA, 4/14	1, 4 times, last by GS, 4/13
Three-Pointers Attempted	23 by Sea., 12/2	5, 4 times, last @ Min., 3/23
Three-Point Percentage	(.579/11-19) @ Dal., 11/25	(.050/1-20) by LAC, 11/12
Free-Throws Made	32, 2 times, last @ Cle., 3/24	7 @ Atl., 3/31
Free-Throws Attempted	42 by Hou. (OT), 11/30	13 @ Atl., 3/31
Free-Throw Percentage	(1.000/19-19) @ Min., 11/29	(.500/14-28) @ GS, 3/12

	HIGH	LOW
Total Rebounds	63 @ Dal., 1/20	28 @ LAC, 3/5
Offensive Rebounds	23, 2 times, last by GS, 4/13	4 by Ind., 3/14
Defensive Rebounds	43 by Phx., 3/6	22, 2 times, last by SA, 11/24
Assists	34, 3 times, last @ SA, 4/14	12 @ LAC, 3/5
Steals	15 by Sac., 4/18	1 @ Van., 1/9
Turnovers	25, 2 times, last by Phx., 11/4	4 @ Min., 3/23
Blocked Shots	18 by GS, 4/13	0, 2 times, last by Phx., 11/4
Personal Fouls	41 by Mil., 12/30	11 @ NJ, 3/28
Margin of Victory		38 (116-78) @ Utah, 11/22

2000-01 GAME-BY-GAME RESULTS (40-42)

NO.	DATE	OPPONENT	W-L	SCORE	HOME	ROAD	TOTAL	DEN. HIGH SCORER	OPP. HIGH SCORER	ATTEND.
1	11/1	@Seattle	L	99-112	0-0	0-1	0-1	Van Exel – 26	Payton – 35	17,072
2	11/2	GOLDEN STATE	W	101-97	1-0	0-1	1-1	Van Exel – 23	Hughes – 21	15,790
3	11/4	PHOENIX	L	99-102	1-1	0-1	1-2	Van Exel/LaFrentz – 14	Kidd – 22	13,312
4	11/6	DALLAS	L	96-108	1-2	0-1	1-3	LaFrentz – 23	Finley – 26	11,190
5	11/8	MINNESOTA	W	109-107*	2-2	0-1	2-3	Lenard – 20	Garnett – 26	10,549
6	11/9	@Portland	L	91-107	2-2	0-2	2-4	Van Exel – 23	Davis/Smith/Wells – 17	19,996
7	11/12	L.A. CLIPPERS	W	95-79	3-2	0-2	3-4	McDyess – 22	Skinner – 23	10, 842
8	11/14	@L.A. Lakers	L	103-119	3-2	0-3	3-5	McDyess – 28	O'Neal – 34	18,997
9	11/16	CHICAGO	W	89-85	4-2	0-3	4-5	McDyess/Clark – 16	Brand – 22	10,150
10	11/18	L.A. LAKERS	W	87-86	5-2	0-3	5-5	McDyess – 28	Bryant – 32	19,513$
11	11/20	@Vancouver	W	95-92	5-2	1-3	6-5	McDyess – 21	Abdur-Rahim – 19	11,809
12	11/22	@Utah	L	78-116	5-2	1-4	6-6	Lenard – 14	Marshall – 17	18,664
13	11/24	SAN ANTONIO	W	102-92	6-2	1-4	7-6	Van Exel – 27	Duncan – 21	13,300
14	11/25	@Dallas	L	84-108	6-2	1-5	7-7	McDyess – 19	Nowitzki – 24	16,234
15	11/29	@Minnesota	W	107-100	6-2	2-5	8-7	Van Exel – 30	Garnett – 25	15,227
16	11/30	HOUSTON	L	105-109*	6-3	2-5	8-8	McDyess – 40	Mobley/Francis – 22	13,684
17	12/2	SEATTLE	W	103-92	7-3	2-5	9-8	McDyess – 37	Lewis – 26	14,234
18	12/4	PHILADELPHIA	W	105-98	8-3	2-5	10-8	LaFrentz – 25	Iverson – 37	15,129
19	12/6	@Miami	L	78-95	8-3	2-6	10-9	McDyess – 15	Green – 16	14,463
20	12/7	@Orlando	L	93-103	8-3	2-7	10-10	McDyess – 28	McGrady – 36	13,123
21	12/9	@New York	L	88-96	8-3	2-8	10-11	Van Exel – 24	Sprewell – 29	19,763
22	12/10	@Boston	L	102-104*	8-3	2-9	10-12	McDyess – 37	Pierce – 28	11,812
23	12/12	MIAMI	L	85-96	8-4	2-9	10-13	McDyess – 22	Jones – 28	12,894
24	12/14	@San Antonio	W	102-96	8-4	3-9	11-13	LaFrentz – 28	Robinson – 23	15,248
25	12/16	@Houston	W	102-100	8-4	4-9	12-13	Van Exel – 26	Francis – 26	11,907
26	12/20	DETROIT	W	108-106	9-4	4-9	13-13	McDyess – 29	Stackhouse – 30	16,100
27	12/22	PORTLAND	W	116-96	10-4	4-9	14-13	McDyess/Van Exel – 29	Wallace – 27	16,622
28	12/23	@Phoenix	L	93-102	10-4	4-10	14-14	McCloud – 21	Delk – 26	18,626
29	12/26	L.A. CLIPPERS	W	109-108	11-4	4-10	15-14	McDyess – 35	Odom – 21	14,226
30	12/28	TORONTO	L	93-94	11-5	4-10	15-15	McDyess – 22	Carter – 25	17,700
31	12/30	MILWAUKEE	W	120-113	12-5	4-10	16-15	McDyess – 35	Robinson – 31	15,330
32	1/3	@Golden State	W	111-100	12-5	5-10	17-15	McDyess – 25	Jamison – 26	12,163
33	1/5	UTAH	W	100-87	13-5	5-10	18-15	McDyess – 31	Malone – 33	15,205
34	1/7	CHARLOTTE	W	94-87	14-5	5-10	19-15	McDyess – 33	Robinson – 18	13,111
35	1/9	@Vancouver	W	112-105	14-5	6-10	20-15	McDyess – 31	Abdur-Rahim – 26	12,417
36	1/10	@L.A. Clippers	L	86-92	14-5	6-11	20-16	McDyess – 29	Odom/Parks – 15	11,251
37	1/12	SACRAMENTO	W	106-93	15-5	6-11	21-16	Van Exel – 25	Webber – 24	17,512
38	1/15	SEATTLE	W	122-111	16-5	6-11	22-16	Lenard – 30	Payton – 28	13,247
39	1/17	VANCOUVER	W	121-97	17-5	6-11	23-16	Van Exel – 21	Abdur-Rahim – 24	12,117
40	1/19	CLEVELAND	W	91-88	18-5	6-11	24-16	McDyess – 20	Miller – 17	17,058
41	1/20	@Dallas	L	79-97	18-5	6-12	24-17	Van Exel – 16	Nowitzki – 27	18,187
42	1/23	HOUSTON	W	105-100	19-5	6-12	25-17	Van Exel – 30	Francis – 26	12,674
43	1/25	@Utah	L	96-98	19-5	6-13	25-18	McDyess – 24	Marshall – 24	18,993
44	1/27	DALLAS	W	102-100	20-5	6-13	26-18	Van Exel/Willis – 18	Finley – 32	19,099$
45	1/29	UTAH	L	91-97	20-6	6-13	26-19	Van Exel – 21	Malone – 30	18,066
46	1/31	@Milwaukee	L	111-116	20-6	6-14	26-20	McDyess – 26	Allen – 32	15,786
47	2/2	@Indiana	L	94-103	20-6	6-15	26-21	McDyess – 25	Miller – 27	18,345
48	2/3	@Washington	W	105-100	20-6	7-15	27-21	McDyess – 24	Whitney – 24	13,429
49	2/5	@Philadelphia	L	80-99	20-6	7-16	27-22	McDyess – 28	Iverson – 37	18,726
50	2/6	@Detroit	L	83-94	20-6	7-17	27-23	McDyess/Van Exel – 22	Stackhouse – 24	11,378
51	2/8	@Toronto	L	92-99	20-6	7-18	27-24	Van Exel – 25	Carter – 31	18,041
52	2/13	NEW YORK	W	96-77	21-6	7-18	28-24	Van Exel – 24	Houston – 15	16,813
53	2/16	@Sacramento	L	84-117	21-6	7-19	28-25	Lenard – 23	Stojakovic - 29	17,317
54	2/18	WASHINGTON	L	98-101	21-7	7-19	28-26	McDyess – 29	Richmond – 29	15,961
55	2/20	@Portland	L	94-104	21-7	7-20	28-27	McDyess – 30	Wallace – 42	19,980
56	2/21	@Seattle	L	98-127	21-7	7-21	28-28	McDyess – 22	Payton – 30	13,040
57	2/24	ATLANTA	W	85-82	22-7	7-21	29-28	McDyess – 19	Terry – 22	18,977
58	2/26	ORLANDO	L	86-93	22-8	7-21	29-29	McDyess – 24	McGrady – 36	13,288
59	2/28	L.A. LAKERS	W	107-101	23-8	7-21	30-29	Van Exel – 27	Bryant – 38	19,566$
60	3/2	MINNESOTA	L	71-89	23-9	7-21	30-30	LaFrentz – 16	Garnett – 24	17,844
61	3/3	@Phoenix	L	82-97	23-9	7-22	30-31	Van Exel – 22	Robinson – 20	18,889
62	3/5	@L.A. Clippers	L	86-99	23-9	7-23	30-32	Strickland – 16	Odom – 27	12,068
63	3/6	PHOENIX	L	82-93	23-10	7-23	30-33	Pack – 22	Gugliotta – 25	15,763
64	3/9	@Sacramento	L	104-110	23-10	7-24	30-34	Lenard – 24	Webber – 41	17,317
65	3/12	@Golden State	W	84-79	23-10	8-24	31-34	Van Exel – 17	Blaylock – 20	10,274
66	3/14	INDIANA	W	95-83	24-10	8-24	32-34	Van Exel – 37	O'Neal – 22	14,313
67	3/16	BOSTON	L	83-87	24-11	8-24	32-35	Posey – 19	Walker – 21	16,406
68	3/18	NEW JERSEY	W	98-84	25-11	8-24	33-35	LaFrentz – 22	Martin – 17	14,861
69	3/23	@Minnesota	L	90-101	25-11	8-25	33-36	McCloud – 18	Garnett – 30	18,777
70	3/24	@Cleveland	L	105-117	25-11	8-26	33-37	McDyess – 32	Miller – 24	16,519
71	3/26	@Chicago	W	109-104*	25-11	9-26	34-37	McDyess – 35	Mercer – 30	21,748
72	3/28	@New Jersey	L	96-99	25-11	9-27	34-38	McDyess – 20	Van Horn – 25	17,551
73	3/30	@Charlotte	W	103-96	25-11	10-27	35-38	Van Exel – 41	Wesley – 24	15,983
74	3/31	@Atlanta	L	88-99	25-11	10-28	35-39	Willis – 21	Kukoc – 23	16,030
75	4/3	PORTLAND	W	94-92	26-11	10-28	36-39	Pack – 26	Smith/Stoudamire – 17	13,755
76	4/5	SAN ANTONIO	L	80-101	26-12	10-28	36-40	Pack – 20	Duncan – 36	13,796
77	4/7	VANCOUVER	W	98-97	27-12	10-28	37-40	Posey – 22	Abdur-Rahim – 32	14,934
78	4/10	@Houston	W	100-99	27-12	11-28	38-40	Pack – 20	Mobley – 27	11,989
79	4/13	GOLDEN STATE	W	108-92	28-12	11-28	39-40	McCloud – 24	Jamison – 30	15,874
80	4/14	@San Antonio	L	95-111	28-12	11-29	39-41	McCloud – 23	Robinson – 25	34,397
81	4/17	@L.A. Lakers	L	91-108	28-12	11-30	39-42	LaFrentz – 22	O'Neal – 33	18,997
82	4/18	SACRAMENTO	W	110-100	29-12	11-30	40-42	LaFrentz – 32	Pollard – 18	18,495

* Denotes number of overtime periods $ Pepsi Center sellout

2001-02 ROSTER

NO.	PLAYER	POS	HT	WT	COLLEGE/YR	EXP.
9	Tariq Abdul-Wahad	G/F	6-6	223	San Jose State '98	4
15	Chris Andersen	F	6-10	230	Blinn (Texas) J.C. '99	1
30	Carlos Arroyo	G	6-2	202	Florida International '01	1
27	Mengke Bateer	C	6-11	290	China	1
32	Ryan Bowen	F	6-9	227	Iowa '98	3
29	Calbert Cheaney	G/F	6-7	217	Indiana '93	9
25	Zendon Hamilton	F	6-11	250	St. John's '98	2
6	Avery Johnson	G	5-11	180	Southern '88	13
45	Raef LaFrentz	C	6-11	245	Kansas '98	3
10	Tim Hardaway	G	6-0	195	Texas-El Paso '89	12
1	Donnell Harvey	F	6-8	220	Florida '03	2
7	Juwan Howard	F	6-9	250	Michigan '95	8
5	Voshon Lenard	G	6-4	205	Minnesota '95	7
21	George McCloud	F	6-8	225	Florida State '89	12
24	Antonio McDyess	F	6-9	245	Alabama '97	7
41	James Posey	F/G	6-8	215	Xavier '99	3
34	Isaiah Rider	G	6-5	215	UNLV '93	8
11	Kenny Satterfield	G	6-2	180	Cincinnati '03	1
36	Shawnelle Scott	C	6-11	250	St. John's '94	3
31	Nick Van Exel	G	6-1	195	Cincinnati '93	8
42	Scott Williams	F/C	6-10	245	North Carolina '90	12

Interim Head Coach: Mike Evans (Kansas State '78)
Assistant Coaches: Kim Hughes (Wisconsin '74), John MacLeod (Bellarmine College '59), Clyde Drexler (Houston '84), Louie Dampier (Kentucky '67)
Asst. Coach / Strength & Cond.: Steve Hess (Ithaca '91)
Athletic Trainer: Jim Gillen (Ft. Hays State '74)
Asst. Athletic Trainer: Erik Phillips (Colorado State '98)

NUGGETS 2001-02 TEAM HIGHS & LOWS

	HIGH	LOW
Points	110 vs. Dal. (OT), 3/3	68 vs. LAL, 11/21
Points (1st Half)	63 vs. Mil., 11/1	32 @ SA, 4/10
Points (2nd Half)	63 vs. Sea., 1/18	31 @ SA, 12/21
Points (Quarter)	37 vs. Hou. (3rd), 11/9	12 (3), last @ Mem. (3rd), 4/9
Field Goals Made	47 vs. Hou., 11/9	24 vs. Wash., 3/20
Field Goals Attempted	99 (2), last @ GS, 4/5	69 @ LAL, 1/22
Field Goal Percentage	(.565/39-69) @ LAL, 1/22	(.322/29-90) @ Sac., 3/21
Three-Pointers Made	11 vs. GS, 12/22	0 (3), last vs. Wash., 3/20
Three-Pointers Attempted	28 vs. SA, 12/18	3 vs. Wash., 3/20
Three-Point Percentage	(.588/10-17) @ LAL, 1/22	(.000 (3), last, 0-3) vs. Wash., 3/20
Free-Throws Made	29 vs. Dal. (OT), 3/3	4 vs. SA, 12/18
Free-Throws Attempted	39 @ Mia., 3/16	5 vs. SA, 12/18
Free-Throw Percentage	(.938/15-16) vs. Port., 2/5	(.529/9-17) @ Min., 2/15
Total Rebounds	57 vs. Mem., 12/13	31 @ SA, 12/21
Offensive Rebounds	24 (2), last @ GS, 4/5	5 vs. NY., 3/7
Defensive Rebounds	38 (3), last vs. Hou., 4/16	17 @ Min., 4/17
Assists	35 vs. NY, 3/7	9 @ Mia., 3/16
Steals	17 vs. GS, 4/12	2 (3), @ Min., 2/15
Turnovers	28 @ Utah, 3/4	6 vs. Hou., 4/16
Blocked Shots	16 vs. LAC, 1/4	0 @ Orl., 3/15
Personal Fouls	36 @ Utah, 3/4	15 vs. Port., 2/5
Margin of Victory	31 (101-70) vs. Hou., 4/16	

OPPONENTS 2001-02 TEAM HIGHS & LOWS

	HIGH	LOW
Points	132 @ Sac., 2/1	70 by Hou., 4/16
Points (1st Half)	71 @ Sac., 2/1	27 by Hou., 4/16
Points (2nd Half)	61 @ Sac., 2/1	34 (2), last @ NY, 3/25
Points (Quarter)	42 @ Sac. (1st), 2/1	11 (2), last @ Det. (3rd), 3/31
Field Goals Made	47 @ Sea., 1/19	26 (2) by Hou., 4/16; 11/9
Field Goals Attempted	94 @ Tor. (OT), 12/7	63 (2), last @ Utah, 3/4
Field Goal Percentage	(.589/43-73) @ SA, 12/21	(.341/29-85) @ NY, 3/25
Three-Pointers Made	14 by Bos., 2/12	0 @ Mem., 2/14
Three-Pointers Attempted	27 (2), last @ Orl., 3/15	5 by Chi., 11/13
Three-Point Percentage	(.778/7-9) by Sac., 1/16	(.000/0-6) @ Mem., 2/14
Free-Throws Made	43 @ GS, 2/27	6 @ Sea., 1/19
Free-Throws Attempted	52 @ GS, 2/27	12 (2), last @ LAC, 4/7
Free-Throw Percentage	(1.000/17-17) by Mia., 1/29	(.480/12-25) by LAL, 11/21
Total Rebounds	61 (2) @ GS, 2/27	28 (2), last @ Utah, 3/4
Offensive Rebounds	21 (2), last @ Sac., 2/1	3 @ Orl., 3/15
Defensive Rebounds	44 @ GS, 2/27	21 by Hou., 11/9
Assists	36 @ Phx., 12/29	16 @ Hou., 11/6
Steals	19 @ SA, 12/21	1 by Hou., 4/16
Turnovers	30 @ GS, 2/27	6 @ Port., 11/23
Blocked Shots	16 @ Mem., 4/9	1 by Sea., 1/18
Personal Fouls	27 @ GS, 2/27	11 @ LAL, 11/25
Margin of Victory	36 (118-82) @ Sac., 3/21; (132-96) @ Sac., 2/1	

2001-02 GAME-BY-GAME RESULTS (27-55)

NO.	DATE	OPPONENT	W-L	SCORE	HOME	ROAD	TOTAL	DEN. HIGH SCORER	OPP. HIGH SCORER	ATTEND.
1	10/30	@Phoenix	W	99-96	0-0	1-0	1-0	Van Exel – 27	Delk – 21	16,421
2	11/1	MILWAUKEE	L	101-102	0-1	1-0	1-1	Van Exel – 44	Allen – 31	18,634
3	11/3	SACRAMENTO	L	94-106	0-2	1-0	1-2	Van Exel – 32	Stojakovic – 24	15,138
4	11/6	@Houston	L	93-99	0-2	1-1	1-3	Van Exel – 25	Francis – 22	9,671
5	11/8	@Dallas	L	91-105	0-2	1-2	1-4	Rider – 19	Nowitzki – 33	17,471
6	11/9	HOUSTON	W	108-81	1-2	1-2	2-4	Van Exel/Rider – 28	Thomas – 24	11,451
7	11/11	TORONTO	W	96-85	2-2	1-2	3-4	Van Exel – 24	Carter – 22	13,735
8	11/13	CHICAGO	W	101-93	3-2	1-2	4-4	Van Exel – 23	Miller – 25	11,307
9	11/15	ORLANDO	L	82-101	3-3	1-2	4-5	Bowen – 14	Hill – 23	12,015
10	11/17	@Seattle	W	103-93	3-3	2-2	5-5	Van Exel – 38	Lewis – 23	11,992
11	11/19	NEW JERSEY	W	99-96*	4-3	2-2	6-5	Van Exel – 30	Martin – 28	11,319
12	11/21	L.A. LAKERS	L	68-89	4-4	2-2	6-6	Van Exel – 21	Bryant – 24	19,521$
13	11/23	@Portland	L	90-97	4-4	2-3	6-7	Van Exel – 29	Wallace – 30	19,479
14	11/25	@L.A. Lakers	L	98-105	4-4	2-4	6-8	Van Exel – 34	Bryant – 25	18, 997
15	11/28	INDIANA	L	85-99	4-5	2-4	6-9	Van Exel – 20	Harrington – 22	14,542
16	11/30	L.A. CLIPPERS	W	96-93	5-5	2-4	7-9	LaFrentz – 26	Richardson – 26	14,187
17	12/4	@Indiana	L	96-104	5-5	2-5	7-10	Van Exel – 30	Rose – 25	16,340
18	12/5	@Boston	L	80-95	5-5	2-6	7-11	Van Exel/Johnson – 16	Pierce – 35	12,587
19	12/7	@Toronto	L	96-98*	5-5	2-7	7-12	Van Exel – 27	Carter – 42	19,800
20	12/8	@Cleveland	L	99-109	5-5	2-8	7-13	Lenard – 17	Murray – 33	13,092
21	12/11	CHARLOTTE	L	96-99	5-6	2-8	7-14	LaFrentz – 23	Nailon – 20	13,912
22	12/13	MEMPHIS	W	89-86	6-6	2-8	8-14	Lenard – 25	Battier – 19	11,231
23	12/15	PHOENIX	W	106-98	7-6	2-8	9-14	Van Exel – 24	Marbury – 27	13,593
24	12/18	SAN ANTONIO	L	93-102	7-7	2-8	9-15	Van Exel – 25	Duncan – 24	14,118
25	12/21	@San Antonio	L	74-109	7-7	2-9	9-16	Van Exel – 11	Duncan – 21	22,831
26	12/22	GOLDEN STATE	L	101-105	7-8	2-9	9-17	Posey – 33	Jamison – 29	15,122
27	12/26	MINNESOTA	L	91-94	7-9	2-9	9-18	Van Esel – 27	Garnett/Billups – 22	14,726
28	12/28	PHILADELPHIA	W	93-90	8-9	2-9	10-18	Van Exel – 33	Iverson – 38	18,482
29	12/29	@Phoenix	L	92-109	8-9	2-10	10-19	Van Exel – 24	Wallace – 23	17,976
30	1/2	L.A. LAKERS	L	86-87	8-10	2-10	10-20	Van Exel – 25	Bryant – 28	17,932
31	1/4	L.A. CLIPPERS	L	80-82	8-11	2-10	10-21	Posey – 28	Odom – 27	16,004
32	1/7	@Charlotte	L	80-94	8-11	2-11	10-22	Van Exel – 24	Campbell – 21	7,806
33	1/8	@Dallas	L	94-95	8-11	2-12	10-23	Van Exel – 31	Nowitzki – 27	19,617
34	1/10	CLEVELAND	W	96-91	9-11	2-12	11-23	LaFrentz – 29	Murray – 17	13,589
35	1/12	@Houston	L	86-98	9-11	2-13	11-24	Lenard – 20	Griffin – 25	11,045
36	1/14	@Utah	L	97-106	9-11	2-14	11-25	Van Exel – 26	Malone – 26	17,809
37	1/16	SACRAMENTO	L	107-112	9-12	2-14	11-26	LaFrentz – 30	Stojakovic - 29	16,780
38	1/18	SEATTLE	W	96-90	10-12	2-14	12-26	Lenard – 27	Payton – 25	17,407
39	1/19	@Seattle	L	77-104	10-12	2-15	12-27	Van Exel – 28	Payton – 25	17,072
40	1/21	@L.A. Clippers	L	89-102	10-12	2-16	12-28	Van Exel – 19	Brand – 31	16,672
41	1/22	@L.A. Lakers	W	107-91	10-12	3-16	13-28	Lenard – 29	O'Neal – 40	18,997
42	1/24	DALLAS	L	97-104	10-13	3-16	13-29	LaFrentz – 24	Nowitzki – 26	16,045
43	1/29	MIAMI	L	94-100*	10-14	3-16	13-30	LaFrentz – 30	Jones – 37	15,492
44	2/1	@Sacramento	L	96-132	10-14	3-17	13-31	LaFrentz – 16	Webber – 29	17,317
45	2/5	PORTLAND	W	97-96	11-14	3-17	14-31	LaFrentz – 25	Patterson – 31	16,539
46	2/12	BOSTON	L	93-110	11-15	3-17	14-32	Johnson – 21	Walker – 30	14,193
47	2/14	@Memphis	W	100-85	11-15	4-17	15-32	LaFrentz – 23	Wright – 20	12,867
48	2/15	@Minnesota	W	99-98	11-15	5-17	16-32	LaFrentz – 30	Peeler – 24	19,669
49	2/17	@New Jersey	L	77-98	11-15	5-18	16-33	Abdul-Wahad/Lenard – 14	Van Horn – 17	12,866
50	2/18	@Philadelphia	L	83-110	11-15	5-19	16-34	Johnson/LaFrentz – 17	Iverson – 27	20,471
51	2/20	UTAH	L	99-110	11-16	5-19	16-35	Johnson – 19	Kirilenko/Padgett – 21	15,920
52	2/23	@Portland	L	90-101	11-16	5-20	16-36	McCloud – 20	Stoudamire – 24	19,146
53	2/24	ATLANTA	L	84-89	11-17	5-20	16-37	Howard – 28	Terry – 25	15,424
54	2/27	@Golden State	L	93-110	11-17	5-21	16-38	Howard – 21	Jamison – 26	11,517
55	3/1	MEMPHIS	W	96-83	12-17	5-21	17-38	Howard – 24	Gasol – 26	16,177
56	3/3	DALLAS	L	110-116*	12-18	5-21	17-39	Howard – 30	Finley – 30	16,851
57	3/4	@Utah	L	82-100	12-18	5-22	17-40	Lenard – 20	Malone – 21	18,381
58	3/7	NEW YORK	W	104-93	13-18	5-22	18-40	Howard – 30	Sprewell – 23	16,307
59	3/9	PORTLAND	W	109-106*	14-18	5-22	19-40	McCloud – 26	Pippen – 28	17,098
60	3/11	SAN ANTONIO	L	78-93	14-19	5-22	19-41	McDyess – 19	Duncan – 21	13,511
61	3/13	@Atlanta	L	102-105	14-19	5-23	19-42	Hardaway – 20	Terry – 31	7,577
62	3/15	@Orlando	L	102-124	14-19	5-24	19-43	Howard – 20	McGrady – 30	15,174
63	3/16	@Miami	L	76-101	14-19	5-25	19-44	Cheaney – 20	Mourning – 24	16,500
64	3/18	DETROIT	L	91-98	14-20	5-25	19-45	Lenard/Howard – 18	Stackhouse – 24	16,305
65	3/20	WASHINGTON	L	75-107	14-21	5-25	19-46	McDyess – 16	Hamilton – 30	19,162$
66	3/21	@Sacramento	L	82-118	14-21	5-26	19-47	McCloud – 15	Turkoglu – 31	17,317
67	3/23	SEATTLE	W	88-85	15-21	5-26	20-47	Lenard – 24	Lewis/Drobnjak – 16	17,848
68	3/25	@New York	W	84-83	15-21	6-26	21-47	Lenard – 21	Sprewell – 33	19,763
69	3/26	@Washington	L	87-103	15-21	6-27	21-48	Harvey – 18	Hamilton/Whitney – 22	20,674
70	3/28	@Milwaukee	L	88-95	15-21	6-28	21-49	Lenard – 25	Cassell – 29	18,717
71	3/30	@Chicago	W	100-84	15-21	7-28	22-49	Howard – 23	Crawford – 16	20,734
72	3/31	@Detroit	L	82-86	15-21	7-29	22-50	Cheaney – 22	Stackhouse – 22	16,658
73	4/2	UTAH	W	98-90	16-21	7-29	23-50	Howard - 20	Stockton – 19	17,042
74	4/4	MINNESOTA	W	88-87	17-21	7-29	24-50	Howard – 20	Garnett – 21	15,509
75	4/5	@Golden State	L	104-108	17-21	7-30	24-51	Howard – 27	Arenas – 25	14,396
76	4/7	@L.A. Clippers	L	75-97	17-21	7-31	24-52	Posey – 18	Olowokandi – 23	18,964
77	4/9	@Memphis	L	86-97	17-21	7-32	24-53	Howard – 18	Swift – 20	11,208
78	4/10	@San Antonio	L	79-87	17-21	7-33	24-54	Howard – 19	Duncan – 16	19,893
79	4/12	GOLDEN STATE	W	97-89	18-21	7-33	25-54	Posey – 17	Jamison – 21	17,154
80	4/13	PHOENIX	W	98-94	19-21	7-33	26-54	Lenard – 28	Maron – 22	16,807
81	4/16	HOUSTON	W	101-70	20-21	7-33	27-54	Posey – 26	Torres – 18	15,717
82	4/17	@Minnesota	L	90-104	20-21	7-34	27-55	Satterfield – 21	Szczerbiak – 20	16,779

* Denotes number of overtime periods $ Pepsi Center sellout

2002-03 ROSTER

NO.	PLAYER	POS	HT	WT	COLLEGE/YR	EXP.
15	Chris Andersen	F	6-10	230	Blinn (Texas) J.C. '99	1
30	Mark Blount	C	7-0	250	Pittsburgh '99	2
32	Ryan Bowen	F	6-9	227	Iowa '98	3
14	Devin Brown	G	6-5	235	Texas-San Antonio '02	R
9	Mark Bryant	F/C	6-9	250	Seton Hall '88	14
23	Marcus Camby	F/C	6-11	225	Massachusetts '97	6
25	John Crotty	G	6-2	194	Virginia '91	10
21	Adam Harrington	G	6-5	200	Auburn '03	R
6	Junior Harrington	G	6-4	190	Wingate '02	R
1	Donnell Harvey	F	6-8	220	Florida '03	2
5	Juwan Howard	F	6-9	250	Michigan '95	8
31	Nenê	F	6-11	260	Brazil	R
41	James Posey	F/G	6-8	215	Xavier '99	3
11	Kenny Satterfield	G	6-2	180	Cincinnati '03	1
4	Predrag Savovic	G	6-6	225	Hawaii '02	R
20	Jeff Trepagnier	G	6-4	200	USC '01	1
22	Nikoloz Tskitishvili	F	7-0	225	Republic of Georgia	R
7	Rodney White	G/F	6-9	230	Charlotte '04	1
12	Chris Whitney	G	6-0	175	Clemson '93	9
11	Shammond Williams	G	6-1	201	North Carolina '98	4
3	Vincent Yarbrough	G/F	6-7	210	Tennessee '02	R

Head Coach: ..... Jeff Bzdelik (Illinois-Chicago '76)
Associate Head Coach: ..... John MacLeod (Bellarmine College '59)
Assistant Coaches: ..... T.R. Dunn (Alabama '77)
..... Jarinn Akana (Hawaii '94)
Assistant Coach/Director of Scouting: ..... Bill Branch (Lenior-Rhyne College '88)
Player Development: ..... Mark Randall (Kansas '91)
Coaching Consultant: ..... Doug Moe (North Carolina '61)
Asst. Coach/Strength & Conditioning: ..... Steve Hess (Ithaca '91)
Athletic Trainer: ..... Jim Gillen (Ft. Hays State '74)
Asst. Athletic Trainer: ..... Erik Phillips (Colorado State '98)

NUGGETS 2002-03 TEAM HIGHS & LOWS

	HIGH	LOW
Points	108 vs. Mil., 3/26	53 @ Det., 11/16
Field Goals Made	45 @ Port., 11/5	20 @ Phx., 4/1
Field Goals Attempted	102 @ GS, 4/6	56 vs. NJ, 1/27
Field Goal Percentage	(.592/45-76) @ Port., 11/5	(.263/20-76) @ Phx., 4/1
Three-Pointers Made	8 @ Cle., 12/14	0 (6), last vs. NY, 4/2
Three-Pointers Attempted	21 @ Cle., 12/14	2 @ NY, 1/22
Three-Point Percentage	(.700/7-10) vs. Wash., 3/30	(.000) (5) last vs. Port., 2/26
Free-Throws Made	28 vs. LAL, 2/12	3 @ Port., 11/2
Free-Throws Attempted	43 vs. LAL, 2/12	6 @ Mil., 1/25
Free-Throw Percentage	(.900/18-20) @ Sac., 4/11	(.375/3-8) @ Port., 11/2

	HIGH	LOW
Total Rebounds	59 vs. GS, 2/24	25 vs. LAL, 12/28
Offensive Rebounds	23 vs. Utah, 11/20	5 vs. Sac., 12/4
Defensive Rebounds	40 vs. Sac., 1/4	16 (3), last @ Cle., 12/14
Assists	32 (2), last vs. Chi. (OT), 2/4	12 (2), last @ SA, 11/27
Steals	18 (2), last vs. Cle., 1/17	2 vs. Phi., 3/2
Turnovers	32 vs. NJ, 1/27	9 vs. Min., 12/9
Blocked Shots	12 vs. Port., 1/10	0 @ Port., 1/28
Personal Fouls	33 (3), last vs. LAL, 2/12	17 (2), last @ Hou., 1/11

OPPONENTS 2002-03 TEAM HIGHS & LOWS

	HIGH	LOW
Points	126 @ LAL, 4/15	70 by LAC, 11/22
Field Goals Made	48 @ Dal., 2/1	23 (2), last by Bos., 3/22
Field Goals Attempted	90 by LAC, 4/12	60 @ LAC, 12/21
Field Goal Percentage	(.590/36-61) by Utah, 11/20	(.307/23-75) vs. Bos., 3/22
Three-Pointers Made	14 @ LAL, 4/15	0 (4), last by Mia., 1/8
Three-Pointers Attempted	27 @ LAL, 4/15	4 by Utah, 11/20
Three-Point Percentage	(.750/3-4) by Utah, 1/15	(.000) (3), last by Sea., 12/30
Free-Throws Made	40 @ GS, 12/3	11 @ Min., 10/30
Free-Throws Attempted	48 @ Utah, 2/22	16 by LAL, 12/28
Free-Throw Percentage	(.952/20-21) by Dal., 12/18	(.520/13-25) @ Sea., 1/3

	HIGH	LOW
Total Rebounds	61 @ Chi., 2/15	23 @ Port., 11/2
Offensive Rebounds	23 @ Chi., 2/15	3 (2), last by Orl., 12/20
Defensive Rebounds	41 by LAC, 4/12	13 @ Port., 11/2
Assists	36 by LAL, 12/28	13 by Mem., 2/2
Steals	18 by GS, 11/29	3 by Min., 12/9
Turnovers	31 by Utah, 11/20	10 by Dal., 12/18
Blocked Shots	15 by Mem., 11/9	1 (2), last @ Sea., 1/3
Personal Fouls	31 (2), last by Ind., 12/7	10 @ Mil., 1/25

2002-03 GAME-BY-GAME RESULTS (17-65)

NO.	DATE	OPPONENT	W-L	SCORE	HOME	ROAD	TOTAL	DEN. HIGH SCORER	OPP. HIGH SCORER	ATTEND.
1	10/30	@Minnesota	L	77-83	0-0	0-1	0-1	Andersen – 16	Hudson – 23	16,113
2	11/1	HOUSTON	L	73-84	0-1	0-1	0-2	Posey – 16	Mobley – 29	18,030
3	11/2	@Portland	W	96-79	0-1	1-1	1-2	Posey – 19	Wallace – 21	19,991
4	11/5	ATLANTA	L	87-103	0-2	1-1	1-3	Howard – 25	Robinson – 23	10,073
5	11/7	DETROIT	L	63-89	0-3	1-1	1-4	Posey – 21	Billups – 21	11,982
6	11/9	MEMPHIS	W	84-73	1-3	1-1	2-4	White – 22	Gasol – 21	16,179
7	11/13	PHOENIX	L	72-75	1-4	1-1	2-5	Howard – 19	Marbury – 19	11,846
8	11/15	@Toronto	L	79-84	1-4	1-2	2-6	Posey – 24	Lenard – 19	18,985
9	11/16	@Detroit	L	53-74	1-4	1-3	2-7	Howard – 12	Robinson – 19	22,076
10	11/18	@New Jersey	L	79-99	1-4	1-4	2-8	Satterfield – 15	Kidd – 24	10,302
11	11/20	UTAH	L	79-96	1-5	1-4	2-9	Howard – 17	Malone – 21	11,187
12	11/22	L.A. CLIPPERS	W	72-70	2-5	1-4	3-9	Howard – 18	Miller – 25	13,122
13	11/23	@Phoenix	W	80-79	2-5	2-4	4-9	Posey – 20	Marion – 19	15,121
14	11/26	SAN ANTONIO	W	85-81	3-5	2-4	5-9	Howard/Posey – 23	Duncan – 18	11,851
15	11/27	@San Antonio	L	68-99	3-5	2-5	5-10	Andersen – 12	Jackson – 22	16,935
16	11/29	GOLDEN STATE	L	82-92	3-6	2-5	5-11	Howard – 19	Arenas – 27	15,129
17	12/3	@Golden State	L	89-110	3-6	2-6	5-12	Harvey – 16	Jamison – 34	10,007
18	12/4	SACRAMENTO	L	90-92	3-7	2-6	5-13	Whitney – 22	Webber – 31	13,002
19	12/6	@Sacramento	L	77-98	3-7	2-7	5-14	Posey – 22	Christie – 23	17,317
20	12/7	INDIANA	W	92-81	4-7	2-7	6-14	Whitney – 23	O'Neal – 26	15,487
21	12/9	MINNESOTA	L	84-92	4-8	2-7	6-15	Howard – 20	Hudson – 22	12,378
22	12/11	@Memphis	L	93-96	4-8	2-8	6-16	Harvey – 23	Gasol – 18	11,889
23	12/13	@Indiana	L	72-94	4-8	2-9	6-17	Whitney – 14	Mercer – 19	15,017
24	12/14	@Cleveland	L	104-111	4-8	2-10	6-18	Posey – 21	Wagner/Ilgauskas – 29	9,163
25	12/16	@Philadelphia	L	71-93	4-8	2-11	6-19	Nenê – 23	Iverson – 23	17,501
26	12/18	DALLAS	L	75-80	4-9	2-11	6-20	Howard – 21	Finley – 31	13,183
27	12/20	ORLANDO	L	80-89	4-10	2-11	6-21	Howard – 20	Garrity/Kemp – 17	15,497
28	12/21	@L.A. Clippers	L	89-92	4-10	2-12	6-22	Howard – 30	Jaric – 22	15,503
29	12/28	L.A. LAKERS	L	93-112	4-11	2-12	6-23	Howard – 20	Bryant – 39	19,099$
30	12/30	SEATTLE	L	77-79	4-12	2-12	6-24	Nenê – 21	Mason – 23	13,564
31	1/3	@Seattle	W	94-82	4-12	3-12	7-24	Howard – 20	Payton – 25	15,802
32	1/4	SACRAMENTO	L	76-87	4-13	3-12	7-25	Howard – 20	Bibby – 24	17,393
33	1/6	@Dallas	L	71-86	4-13	3-13	7-26	Howard – 22	Finley – 19	19,773
34	1/8	MIAMI	W	86-76	5-13	3-13	8-26	Howard – 28	C. Butler – 20	12,930
35	1/10	PORTLAND	W	82-81	6-13	3-13	9-26	Nenê – 20	Anderson – 17	15,216
36	1/11	@Houston	L	85-87	6-13	3-14	9-27	Howard – 19	Francis – 25	11,972
37	1/13	@Minnesota	L	75-89	6-13	3-15	9-28	Howard – 19	Peeler – 20	13,009
38	1/15	UTAH	L	81-92	6-14	3-15	9-29	Nenê – 24	Harpring – 17	13,354
39	1/17	CLEVELAND	W	97-80	7-14	3-15	10-29	Howard – 25	Ilgauskas – 26	14,214
40	1/20	@Washington	L	74-89	7-14	3-16	10-30	Howard – 25	Jordan – 25	20,173
41	1/22	@New York	L	88-97	7-14	3-17	10-31	Howard – 28	Houston – 37	17,622
42	1/24	@Boston	L	58-77	7-14	3-18	10-32	White – 11	Pierce – 45	18,087
43	1/25	@Milwaukee	L	75-88	7-14	3-19	10-33	Howard/Harvey – 15	Cassell – 26	18,096
44	1/27	NEW JERSEY	L	66-92	7-15	3-19	10-34	Yarbrough – 13	Jefferson – 23	13,826
45	1/28	@Portland	L	92-98	7-15	3-20	10-35	Howard – 17	Anderson – 24	19,087
46	2/1	@Dallas	L	100-122	7-15	3-21	10-36	White – 17	Van Exel – 30	19,889
47	2/2	MEMPHIS	W	93-78	8-15	3-21	11-36	Howard – 26	Gooden – 16	13,274
48	2/4	CHICAGO	W	102-100*	9-15	3-21	12-36	Howard – 30	Marshall – 21	13,390
49	2/6	SAN ANTONIO	L	74-83	9-16	3-21	12-37	Howard – 23	Duncan – 25	15,206
50	2/11	@L.A. Lakers	L	93-121	9-16	3-22	12-38	Howard/Yarbrough – 18	Bryant – 42	18,848
51	2/12	L.A. LAKERS	L	102-113	9-17	3-22	12-39	Howard – 22	Bryant – 51	17,757
52	2/15	@Chicago	L	69-88	9-17	3-23	12-40	Howard – 18	Rose – 27	22,145
53	2/16	@New Orleans	L	92-100	9-17	3-24	12-41	Howard – 25	Mashburn – 24	14,715
54	2/18	@San Antonio	L	76-101	9-17	3-25	12-42	Howard – 21	Bowen – 18	17,274
55	2/19	MINNESOTA	L	77-85	9-18	3-25	12-43	Yarbrough – 18	Garnett – 25	15,109
56	2/22	@Utah	L	89-99	9-18	3-26	12-44	Howard – 20	Malone – 20	19,911
57	2/24	GOLDEN STATE	L	89-94	9-19	3-26	12-45	Howard – 29	Arenas – 19	13,146
58	2/26	PORTLAND	L	84-94	9-20	3-26	12-46	Howard – 26	Daniels/Patterson – 15	15,826
59	2/28	NEW ORLEANS	L	88-94	9-21	3-26	12-47	Howard – 24	Mashburn – 24	18,556
60	3/2	PHILADELPHIA	L	94-100	9-22	3-26	12-48	Howard – 25	Snow – 25	16,632
61	3/4	@Atlanta	L	86-92	9-22	3-27	12-49	Howard – 20	Abdur-Rahim – 30	9,392
62	3/5	@Memphis	L	86-96	9-22	3-28	12-50	Howard/Nenê/White – 14	Swift – 24	11,296
63	3/8	@Miami	W	98-92	9-22	4-28	13-50	J.Harrington – 19	R. Butler – 22	14,418
64	3/9	@Orlando	L	98-111	9-22	4-29	13-51	Howard – 19	McGrady – 43	15,755
65	3/11	TORONTO	W	95-87	10-22	4-29	14-51	Howard – 24	Carter – 21	13,409
66	3/16	SEATTLE	L	84-92	10-23	4-29	14-52	Howard – 22	Lewis – 24	16,108
67	3/18	@Utah	L	81-99	10-23	4-30	14-53	Howard – 16	Harpring – 22	17,651
68	3/19	@L.A. Clippers	L	78-91	10-23	4-31	14-54	Howard – 24	Wang – 21	15,590
69	3/21	@Seattle	L	99-101*	10-23	4-32	14-55	Williams – 22	Allen – 38	16,379
70	3/22	BOSTON	W	90-80	11-23	4-32	15-55	Howard – 27	Pierce – 31	17,448
71	3/24	DALLAS	L	96-108	11-24	4-32	15-56	Howard – 25	Nowitzki – 25	14,714
72	3/26	MILWAUKEE	W	108-103	12-24	4-32	16-56	Howard – 25	Payton – 28	14,811
73	3/29	@Houston	L	89-102	12-24	4-33	16-57	Camby – 18	Francis – 18	15,026
74	3/30	WASHINGTON	W	88-72	13-24	4-33	17-57	Williams – 15	Jordan – 19	19,650$
75	4/1	@Phoenix	L	65-95	13-24	4-34	17-58	Camby/Nenê/Tskitishvili – 10	Marion – 33	17,124
76	4/2	NEW YORK	L	75-83	13-25	4-34	17-59	Howard – 20	Houston – 27	13,527
77	4/6	@Golden State	L	99-106	13-25	4-35	17-60	Howard – 24	Jamison – 41	17,021
78	4/8	PHOENIX	L	78-98	13-26	4-35	17-61	Howard – 15	Marion – 27	13,873
79	4/11	@Sacramento	L	103-105	13-26	4-36	17-62	Howard – 24	Webber – 29	17,317
80	4/12	L.A. CLIPPERS	L	79-101	13-27	4-36	17-63	Trepagnier – 15	Jaric – 17	18,319
81	4/15	@L.A. Lakers	L	104-126	13-27	4-37	17-64	Howard – 19	Bryant – 32	18,997
82	4/16	HOUSTON	L	84-89	13-28	4-37	17-65	Williams – 15	Posey/Francis – 17	18,516

* Denotes number of overtime periods $ Pepsi Center sellout

2003-04 ROSTER

NO.	PLAYER	POS	HT	WT	COLLEGE/YR	EXP.
12	Chris Andersen	F	6-10	228	Blinn (Texas) J.C. '99	2
15	Carmelo Anthony	F	6-8	230	Syracuse '06	R
20	Jon Barry	G	6-5	205	Georgia Tech '92	11
32	Ryan Bowen	F	6-9	220	Iowa '98	4
11	Earl Boykins	G	5-5	133	Eastern Michigan '98	5
23	Marcus Camby	F/C	6-11	235	Massachusetts '97	7
51	Michael Doleac	F/C	6-11	262	Utah '98	5
56	Francisco Elson	F/C	7-0	235	California '99	R
1	Voshon Lenard	G	6-4	205	Minnesota '95	8
24	Andre Miller	G	6-2	200	Utah '99	4
31	Nenê	F	6-11	260	Brazil	1
41	Mark Pope	F	6-10	235	Kentucky '96	5
4	Jeff Trepagnier	G	6-4	200	USC '01	1
22	Nikoloz Tskitishvili	F	7-0	245	Republic of Georgia	1
5	Rodney White	F	6-9	230	Charlotte '04	2

Head Coach: ..... Jeff Bzdelik (Illinois-Chicago '76)
Associate Head Coach: ..... John MacLeod (Bellarmine College '59)
Assistant Coaches: ..... T.R. Dunn (Alabama '77), Scott Brooks (UC-Irvine '87)
Assistant Coaches/Player Development: ..... Jarinn Akana (Hawaii '94), Adrian Dantley (Notre Dame '77), ... Chip Engelland (Duke '83)
Assistant Coach/Director of Scouting: ..... Bill Branch (Lenior-Rhyne College '88)
Assistant Coach/Coaching Consultant: ..... Doug Moe (North Carolina '61)
Asst. Coach/Strength & Conditioning: ..... Steve Hess (Ithaca '91)
Athletic Trainer: ..... Jim Gillen (Ft. Hays State '74)
Asst. Athletic Trainer: ..... Erik Phillips (Colorado State '98)

NUGGETS 2003-04 TEAM HIGHS & LOWS

	HIGH	LOW
Points	124 vs. Sea., 3/30	60 @ Ind., 11/4
Field Goals Made	47 (2), last @ Mil., 3/12	23 @ Ind., 11/4
Field Goals Attempted	99 vs. LAC (OT), 11/7	64 vs. Mia., 1/18
Field Goal Percentage	(.597/40-67) @ GS, 12/3	(.291/23-79) @ Ind., 11/4
Three-Pointers Made	9 (2), last vs. Sea., 12/20	0 vs, Utah, 1/9
Three-Pointers Attempted	29 vs. Sea., 12/20	4 (3), last @ Mem., 1/25
Three-Point Percentage	(.667 (2)/8-12) last vs. NO, 12/17	(.000/0-4) vs. Utah, 1/9
Free-Throws Made	35 vs. Orl.,11/14	8 @ Det., 3/19
Free-Throws Attempted	46 vs. Orl.,11/14	12 @ Sea., 12/17

	HIGH	LOW
Free-Throw Percentage	(.897/26-29) @ Por., 1/2	(.529/9-17) vs. Dal., 1/16
Total Rebounds	66 vs. SA, 10/29	28 @ LAL, 1/14
Offensive Rebounds	26 vs. SA, 10/29	2 vs. Mia., 1/18
Defensive Rebounds	43 vs. LAL., 1/7	18 @ LAL, 1/14
Assists	38 VS. Was., 11/21	7 @ Mia., 2/21
Steals	16 (2), last vs. NY., 2/29	3 (2), @ SA. 2/28
Turnovers	23 (2), @ Ind., 11/4	6 vs. Min., 3/24
Blocked Shots	16 vs. Mil., 11/19	1 vs. NY, 2/29
Personal Fouls	29 (2), last @ Mem., 2/23	15 (3), last vs. Atl., 1/3

OPPONENTS 2003-04 TEAM HIGHS & LOWS

	HIGH	LOW
Points	120 @ LAC, 12/31	71 @ Ind., 11/4
Field Goals Made	48 @ SA, 2/28	25 (2), @ Utah, 1/20
Field Goals Attempted	97 (2), last by Dal., 11/28	6 @ LAL, 1/14
Field Goal Percentage	(..567/38-67) @ NJ, 3/10	(.268/26-97) by SA, 10/29
Three-Pointers Made	14 @ SAC, 2/8	0 (2), last @ Min., 11/18
Three-Pointers Attempted	24 @ SAC, 2/8	3 (2), last by Phi, 2/17
Three-Point Percentage	(.625/10-16) @ Bos., 3/17	(.000/0-8) @ Ind., 11/4
Free-Throws Made	36 @ SA, 4/14	6 by Phx., 1/21
Free-Throws Attempted	53 @ SA, 4/14	9 by Phx., 1/21

	HIGH	LOW
Free-Throw Percentage	(.900/27-30) by LAC, 3/22	(.448/13-29) @ Orl., 2/20
Total Rebounds	60 by SA, 10/29	29 by Chi., 1/28
Offensive Rebounds	24 by Cle., 12/2	4 (2), @ NJ, 3/10
Defensive Rebounds	41 by Min., 3/21	20 by Chi., 1/28
Assists	35 by LAL, 2/25	14 (3), last @ Utah, 1/21
Steals	15 @ Ind., 11/4	1 by Min., 3/24
Turnovers	27 by NY, 2/29	5 @ SA, 2/28
Blocked Shots	16 by SA, 10/29	2 (3), last by Chi., 1/28
Personal Fouls	35 by Orl., 11/14	13 @ SAC, 2/8

2003-04 GAME-BY-GAME RESULTS (43-39)

NO.	DATE	OPPONENT	W-L	SCORE	HOME	ROAD	TOTAL	DEN. HIGH SCORER	OPP. HIGH SCORER	ATTEND.
1	10/29	SAN ANTONIO	W	80-72	1-0	0-1	1-0	Miller – 16	Duncan - 17	17,429
2	10/30	@Houston	L	85-102	1-0	0-1	1-1	Miller - 19	Mobley – 21	18,189
3	11/1	SACRAMENTO	W	109-88	2-0	0-1	2-1	Anthony - 23	Stojakovic - 19	18,111
4	11/4	@Indiana	L	60-71	2-0	0-2	2-2	Boykins - 18	O'Neal - 25	14,669
5	11/5	@Cleveland	W	93-89	2-0	1-2	3-2	Boykins - 18	Ilgauskas - 23	20,562
6	11/7	LA CLIPPERS	L	102-104*	2-1	1-2	3-3	Anthony - 30	Maggette - 29	16,107
7	11/9	@Toronto	L	76-89	2-1	1-3	3-4	Anthony – 19	Carter - 34	16,888
8	11/10	@Chicago	W	105-97	2-1	2-3	4-4	Anthony - 26	Curry - 20	16,002
9	11/14	ORLANDO	W	106-101	3-1	2-3	5-4	Boykins/Miller - 26	McGrady - 51	17,133
10	11/18	@Minnesota	L	76-89	3-1	2-4	5-5	Tskitishvili - 14	Garnett - 26	15,090
11	11/19	MILWAUKEE	W	94-86	4-1	2-4	6-5	Miller - 17	Thomas - 25	12,919
12	11/21	WASHINGTON	W	108-87	5-1	2-4	7-5	Anthony - 23	Arenas - 27	15,731
13	11/22	@Dallas	L	101-115	5-1	2-5	7-6	Miller - 22	Jamison - 26	20,122
14	11/25	PHOENIX	W	110-80	6-1	2-5	8-6	Anthony - 17	Stoudemire - 25	12,003
15	11/28	DALLAS	W	113-103	7-1	2-5	9-6	Anthony - 26	Walker - 30	19,628$
16	11/29	@LA Clippers	W	98-86	7-1	3-5	10-6	Lenard - 26	Maggette - 22	13,062
17	12/2	CLEVELAND	W	115-103	8-1	3-5	11-6	Anthony - 26	James - 19	19,610$
18	12/3	@Golden State	W	117-109	8-1	4-5	12-6	Lenard - 38	Claxton - 21	16,147
19	12/5	GOLDEN STATE	W	98-81	9-1	4-5	13-6	Anthony - 28	Dunleavy - 19	17,512
20	12/7	BOSTON	L	111-116	9-2	4-5	13-7	White - 23	Pierce - 33	16,823
21	12/9	@Atlanta	L	98-112	9-2	4-6	13-8	Lenard - 25	Vaughn - 23	14,328
22	12/12	@Philadelphia	W	86-77	9-2	5-6	14-8	Miller - 23	Thomas - 19	20,493
23	12/13	@New York	L	88-95	9-2	5-7	14-9	Anthony - 25	Van Horn - 16	19,763
24	12/16	NEW ORLEANS	W	116-94	10-2	5-7	15-9	Anthony - 21	Davis - 25	14,193
25	12/17	@Seattle	W	99-98	10-2	6-7	16-9	Miller - 20	Lewis/Murray - 19	13,065
26	12/19	@LA Lakers	L	99-101	10-2	6-8	16-10	Anthony - 24	O'Neal - 26	18,997
27	12/20	SEATTLE	L	106-115	10-3	6-8	16-11	Lenard - 31	Frahm - 31	18,612
28	12/22	MEMPHIS	W	106-99	11-3	6-8	17-11	Lenard - 24	Gasol - 24	16,155
29	12/26	HOUSTON	W	95-94	12-3	6-8	18-11	Anthony - 37	Taylor - 22	19,685$
30	12/28	GOLDEN STATE	W	103-79	13-3	6-8	19-11	Camby - 17	Richardson - 14	17,763
31	12/30	TORONTO	L	74-81	13-4	6-8	19-12	Anthony - 19	Rose/Williams -17	19,099$
32	12/31	@LA Clippers	L	104-120	13-4	6-9	19-13	Lenard/Miller - 18	Richardson - 44	14,350
33	1/2	@Portland	W	106-96	13-4	7-9	20-13	Lenard - 27	Wallace - 30	17,316
34	1/3	ATLANTA	L	76-84	13-5	7-9	20-14	Anthony - 26	Jackson - 25	17,230
35	1/5	SAN ANTONIO	L	74-98	13-6	7-9	20-15	Camby - 13	Duncan - 30	15, 120
36	1/7	LA LAKERS	W	113-91	14-6	7-9	21-15	Boykins - 22	Bryant - 27	19,739$
37	1/9	UTAH	W	106-96	15-6	7-9	22-15	Anthony - 27	Stevenson - 19	19,402$
38	1/11	@Sacramento	L	106-117	15-6	7-10	22-16	Miller - 30	Stojakovic - 33	17,317
39	1/13	@Phoenix	W	105-92	15-6	8-10	23-16	Lenard - 32	Stoudemire - 28	15,910
40	1/14	@LA Lakers	L	71-97	15-6	8-11	23-17	Lenard/Miller - 15	Medvedenko - 22	18,562
41	1/16	DALLAS	L	88-91	15-7	8-11	23-18	Miller - 28	Nowitzki - 22	19,216$
42	1/18	MIAMI	W	88-80	16-7	8-11	24-18	Anthony - 31	Odom - 26	17,635
43	1/20	@Utah	W	96-75	16-7	9-11	25-18	Lenard - 17	Williams - 20	19,385
44	1/21	PHOENIX	W	97-92	17-7	9-11	26-18	Camby/Miller - 22	Johnson - 28	15,652
45	1/23	@New Orleans	L	91-97	17-7	9-12	26-19	Anthony - 24	Magloire - 20	14,181
46	1/25	@Memphis	L	88-106	17-7	9-13	26-20	Anthony - 25	Wells - 17	17,284
47	1/26	MINNESOTA	L	95-97	17-8	9-13	26-21	Miller - 24	Garnett - 31	15,320
48	1/28	CHICAGO	W	115-99	18-8	9-13	27-21	White - 24	Curry - 21	15,420
49	1/31	@Dallas	W	102-107	18-8	10-13	28-21	Anthony - 26	Finley - 37	20,463
50	2/2	PORTLAND	W	116-97	19-8	10-13	29-21	Anthony - 39	Randolph - 28	15,866
51	2/6	@Golden State	L	87-96	19-8	10-14	29-22	Anthony - 24	Claxton - 25	17,576
52	2/8	@Sacramento	L	92-115	19-8	10-15	29-23	Anthony - 24	Stojakovic - 35	17,317
53	2/9	MEMPHIS	W	86-83	20-8	10-15	30-23	Anthony/Miller - 20	Battier - 13	15,316
54	2/10	@Portland	W	107-98	20-8	11-15	31-23	Lenard - 31	Abdur-Rahim - 20	16,384
55	2/17	PHILADELPHIA	W	106-85	21-8	11-15	32-23	Anthony - 28	Iverson - 27	19,099$
56	2/20	@Orlando	L	98-102	21-8	11-16	32-24	Anthony - 35	Howard - 24	15,588
57	2/21	@Miami	L	81-97	21-8	11-17	32-25	Anthony - 16	Wade - 28	16,500
58	2/23	@Memphis	L	106-109	21-8	11-18	32-26	Anthony - 26	Gasol - 25	13,423
59	2/25	LA LAKERS	L	111-112	21-9	11-18	32-27	Anthony - 35	Bryant - 35	19,812$
60	2/28	@San Antonio	L	92-117	21-9	11-19	32-28	Anthony - 26	Parker - 29	18,797
61	2/29	NEW YORK	W	107-96	22-9	11-19	33-28	Anthony - 25	K. Thomas - 18	19,099$
62	3/2	NEW JERSEY	L	91-95	22-10	11-19	33-29	Anthony - 26	Kittles - 34	18,044
63	3/6	DETROIT	L	66-97	22-11	11-19	33-30	6 tied - 8	R. Wallace - 20	19,681$
64	3/7	INDIANA	L	94-103	22-12	11-19	33-31	Anthony - 29	O'Neal - 31	19,099$
65	3/9	@Washington	W	117-87	22-12	12-19	34-31	Anthony - 26	Arenas - 23	14,924
66	3/10	@New Jersey	L	97-98	22-12	12-20	34-32	Anthony - 24	Martin - 28	13,083
67	3/12	@Milwaukee	W	117-111	22-12	13-20	35-32	Anthony - 31	Van Horn - 25	18,717
68	3/14	UTAH	W	102-75	23-12	13-20	36-32	Miller - 24	Arroyo - 13	19,522$
69	3/17	@Boston	L	100-104	23-12	13-21	36-33	Anthony - 20	Pierce - 28	17,763
70	3/19	@Detroit	L	75-94	23-12	13-22	36-34	Anthony - 20	Hamilton/R. Wallace - 20	20,076
71	3/21	@Minnesota	L	77-98	23-12	13-23	36-35	Anthony - 13	Garnett - 20	19,557
72	3/22	LA CLIPPERS	W	102-80	24-12	13-23	37-35	Anthony - 22	Drobnjak - 24	16,673
73	3/24	MINNESOTA	W	101-92	25-12	13-23	38-35	Anthony - 25	Garnett - 24	19,099$
74	3/26	@Seattle	L	86-102	25-12	13-24	38-36	Anthony - 21	Allen - 27	17,072
75	3/27	@Utah	L	83-85	25-12	13-25	38-37	Anthony - 25	Arroyo - 19	19,911
76	3/30	SEATTLE	W	124-119	26-12	13-25	39-37	Anthony - 41	Lewis - 26	17,699
77	4/2	HOUSTON	W	110-100	27-12	13-25	40-37	Anthony/Camby - 20	Yao - 23	19,680$
78	4/7	@Phoenix	W	111-96	27-12	14-25	41-37	Anthony - 36	Johnson - 22	16,797
79	4/9	@Houston	L	103-106	27-12	14-26	41-38	Camby - 23	Francis - 33	18,148
80	4/10	PORTLAND	W	110-100*	28-12	14-26	42-38	Anthony - 30	Miles/Randolph - 23	19,794$
81	4/12	SACRAMENTO	W	97-89	29-12	14-26	43-38	Miller - 21	Stojakovic - 20	19,746$
82	4/14	@San Antonio	L	67-93	29-12	14-27	43-39	Anthony - 12	Duncan - 23	18,797

* Denotes number of overtime periods $ Pepsi Center sellout

2004-05 ROSTER

NO.	PLAYER	POS	HT	WT	COLLEGE/YR	EXP.
15	Carmelo Anthony	F	6-8	230	Syracuse '06	1
11	Earl Boykins	G	5-5	133	Eastern Michigan '98	6
7	Greg Buckner	G/F	6-4	210	Clemson '98	5
23	Marcus Camby	F/C	6-11	235	Massachusetts '97	8
56	Francisco Elson	F/C	7-0	235	California '99	1
12	Luis Flores	G	6-2	200	Manhattan '04	R
1	Voshon Lenard	G	6-4	205	Minnesota '95	8
3	DerMarr Johnson	G	6-9	201	Cincinnati '03	4
6	Kenyon Martin	F	6-9	240	Cincinnati '00	4
24	Andre Miller	G	6-2	200	Utah '99	6
21	Eduardo Najera	F	6-8	240	Oklahoma '00	4
31	Nenê	F	6-11	260	Brazil	2
10	Wesley Person	G/F	6-6	205	Auburn '94	10
41	Mark Pope	F	6-10	235	Kentucky '96	6
9	Bryon Russell	G/F	6-7	225	Long Beach State '93	11
22	Nikoloz Tskitishvili	F	7-0	245	Republic of Georgia	1
5	Rodney White	F	6-9	230	Charlotte '04	2

Head Coach: George Karl (North Carolina '73)
Assistant Coaches: Doug Moe (North Carolina '61), Scott Brooks (UC-Irvine '87), Adrian Dantley (Notre Dame '77)
Assistant Coaches/Player Development: Chip Engelland (Duke '83), Rex Kalamian (Cal Poly Pomona '77)
Assistant Coach/Director of Scouting: Bill Branch (Lenior-Rhyne College '88)
Asst. Coach/Strength & Conditioning: Steve Hess (Ithaca '91)
Athletic Trainer: Jim Gillen (Ft. Hays State '74)
Asst. Athletic Trainer: Derrick Fitts (Colorado State '98)

NUGGETS 2004-05 TEAM HIGHS & LOWS

	HIGH	LOW
Points	127 vs. Wash, 3/22	70 @ Det., 11/26
Field Goals Made	50 vs. Wash., 3/22	25 @ Mem..,(OT), 2/25
Field Goals Attempted	97 (2) @. Phx., 4/18	64 @. Ind., 1/29
Field Goal Percentage	(.571 (2)/40-70) vs. Sea, 4/9	(.333/26-78) @ Det., 1/26
Three-Pointers Made	10 (2), vs. LAL., 3/24	0 @, Det., 1/26
Three-Pointers Attempted	26 vs. LAL., 3/24	2,@ Ind., 1/29
Three-Point Percentage	(1.000)/3-3) @ NO. 4/6	(.000/0-5) @ Det, 1/26
Free-Throws Made	44 @ Mem. (OT), 2/25	5 @ Port., 2/2
Free-Throws Attempted	52 @ Mem. (OT). ,11/14	8 @ Port., 2/2

	HIGH	LOW
Free-Throw Percentage	(.917/33-36) @ NO, 2/27	(.545/12-22) vs. Sea., 11/9
Total Rebounds	54 vs. Mem, 4/15	28 vs. Det., 11/11
Offensive Rebounds	21 @ Orl., 12/18	4 (2) vs. NJ., 11/23
Defensive Rebounds	39 vs. Bos., 2/23	20 (2) vs. Det., 11/11
Assists	40 vs. Cha., 3/16	13 @ Det., 1/26
Steals	17 vs. Mia., 12/4	2, vs. Cle., 12/2
Turnovers	22 (4), vs. Mem., 4/15	6 @ Sea. (OT), 1/18
Blocked Shots	12 vs. NJ., 11/23	1 (5) last vs.Phx., 4/18
Personal Fouls	32, lvs. Was., 3/22	14 @ Orl., 12/18

OPPONENTS 2004-05 TEAM HIGHS & LOWS

	HIGH	LOW
Points	128 @ Phx., 4/18	67 by NO, 11/29
Field Goals Made	50 @ Orl., 12/18	24 by Atl.,3/1
Field Goals Attempted	95 by GS, 4/11	65 by Atl., 3/1
Field Goal Percentage	(.581/50-86) @ Orl., 12/18	(.318/28-88) by SA, 4/1
Three-Pointers Made	15 @ Hou., 4/16	1 (3) @ LAC, 3/5
Three-Pointers Attempted	34 by GS, 4/11	6 by Atl., 3/1
Three-Point Percentage	(.625/15-24) @ Hou., 4/16	(.111/1-9) by Dal., 11/21
Free-Throws Made	35 by LAC, 1/3	8 by NO, 11/29
Free-Throws Attempted	46 by Was., 3/22	8 by NO, 11/29

	HIGH	LOW
Free-Throw Percentage	(1.000/8-8) by NO, 11/29	(.579/11-19) by Mem., 1/21
Total Rebounds	58 by Phx., 3/13	24 by Mem., 1/21
Offensive Rebounds	19 by SA, 4/1	5 (2) last by Mem., 1/21
Defensive Rebounds	42 by Phx., 3/13	19 (2) @ Port., 4/2
Assists	32 (2) @ Hou., 4/16	13 by Atl., 3/1
Steals	14 by Dal., 11/21	3 (3) @ NO, 4/6
Turnovers	26 (2) by Port., 3/7	8 by Mem., 1/21
Blocked Shots	12 @ NO, 4/6	0 (2) @ Port., 4/2
Personal Fouls	37 @ Mem. (OT), 2/25	13 @ Port., 2/2

2004-05 GAME-BY-GAME RESULTS (49-33)

NO.	DATE	OPPONENT	W-L	SCORE	HOME	ROAD	TOTAL	DEN. HIGH SCORER	OPP. HIGH SCORER	ATTEND.
1	11/2	@L.A. Lakers	L	78-89	0-0	0-1	0-1	Anthony– 20	Bryant - 25	18,997
2	11/4	MINNESOTA	W	94-92*	1-0	0-1	1-1	Anthony/Miller - 19	Garnett – 25	19,099$
3	11/6	UTAH	L	82-106	1-1	0-1	1-2	Boykins - 17	Boozer - 30	19,099$
4	11/8	@Utah	L	91-102	1-1	0-2	1-3	Anthony- 17	Kirilenko - 24	18,667
5	11/9	SEATTLE	L	88-108	1-2	0-2	1-4	Anthony - 20	Allen - 30	12,962
6	11/11	DETROIT	W	117-109	2-2	0-2	2-4	Anthony - 34	Hamilton - 25	16,711
7	11/14	@Sacramento	L	89-101	2-2	0-3	2-5	Anthony – 28	Miller - 26	17,317
8	11/17	TORONTO	W	112-106	3-2	0-3	3-5	Anthony - 30	Rose - 30	14,818
9	11/19	CHICAGO	W	99-81	4-2	0-3	4-5	Boykins - 32	Nocioni - 22	17,171
10	11/21	DALLAS	W	110-82	5-2	0-3	5-5	Buckner - 28	Harris - 15	15,622
11	11/23	NEW JERSEY	W	90-88	6-2	0-3	6-5	Martin- 22	Jefferson - 26	13,448
12	11/26	SAN ANTONIO	L	75-89	6-3	0-3	6-6	Anthony - 24	Duncan - 23	19,099$
13	11/27	@Houston	W	82-76	6-3	1-3	7-6	Miller - 20	McGrady/Padgett - 14	18,145
14	11/29	NEW ORLEANS	W	76-67	7-3	1-3	8-6	Boykins - 22	Nailon - 16	13,119
15	12/2	CLEVELAND	L	73-92	7-4	1-3	8-7	Anthony - 14	James - 17	19,152$
16	12/4	MIAMI	W	104-95	8-4	1-3	9-7	Anthony- 28	Wade - 26	18,282
17	12/6	ORLANDO	W	115-102	9-4	1-3	10-7	Miller - 29	Howard/Francis - 23	14,912
18	12/8	@Washington	W	111-105	9-4	2-3	11-7	Miller - 34	Arenas - 28	16,080
19	12/10	@Toronto	W	101-87	9-4	3-3	12-7	Anthony - 28	Alston - 25	17,197
20	12/12	@New York	L	96-107	9-4	3-4	12-8	Anthony - 26	Crawford - 31	19,763
21	12/14	@Philadelphia	L	102-110	9-4	3-5	12-9	Anthony - 29	Iverson - 31	15,392
22	12/15	@Boston	W	100-99	9-4	4-5	13-9	Anthony - 25	Pierce - 31	15,371
23	12/17	@Miami	L	100-107	9-4	4-6	13-10	Miller - 24	Wade - 25	19,984
24	12/18	@Orlando	L	95-117	9-4	4-7	13-11	D. Johnson - 18	Mobley - 19	15,531
25	12/20	PHOENIX	L	105-107	9-5	4-7	13-12	Miller - 23	Stoudemire - 32	19,609$
26	12/22	@Seattle	L	83-98	9-5	4-8	13-13	Miller - 20	Lewis- 21	17,072
27	12/26	DALLAS	L	88-102	9-6	4-8	13-14	Miller - 18	Nowitzki- 36	19,099$
28	12/27	@Golden State	L	101-104	9-6	4-9	13-15	Miller- 21	Pietrus - 24	16,819
29	12/31	PHILADELPHIA	W	97-92	10-6	4-9	14-15	Anthony - 24	Iverson - 29	19,099$
30	1/2	@L.A. Lakers	L	91-99	10-6	4-10	14-16	Anthony - 27	Bryant - 42	18,997
31	1/3	L.A. CLIPPERS	L	98-102	10-7	4-10	14-17	Anthony - 21	Maggette-33	14,817
32	1/8	@San Antonio	L	90-99	10-7	4-11	14-18	Martin - 26	Ginobili - 22	18,797
33	1/9	HOUSTON	L	98-116	10-8	4-11	14-19	Anthony - 27	McGrady - 45	18,227
34	1/11	@Sacramento	L	100-109	10-8	4-12	14-20	Martin - 17	Stojakovic - 27	17,317
35	1/12	L.A. LAKERS	W	95-83	11-8	4-12	15-20	Martin - 18	Butler - 18	18,171
36	1/14	MINNESOTA	L	83-93	11-9	4-12	15-21	Martin - 23	Sprewell- 29	18,906
37	1/17	@Golden State	L	97-107	11-9	4-13	15-22	Anthony - 24	Richardson - 42	15,591
38	1/18	@Seattle	W	116-110*	11-9	5-13	16-22	Miller - 30	Radmanovic - 25	15,555
39	1/21	MEMPHIS	W	92-82	12-9	5-13	17-22	Boykins- 25	Wright - 17	18,056
40	1/23	@Dallas	L	93-95	12-9	5-14	17-23	Martin - 19	Nowitzki - 35	19,744
41	1/25	@Chicago	L	107-111	12-9	5-15	17-24	Anthony- 32	Hinrich - 23	18,911
42	1/26	@Detroit	L	70-87	12-9	5-16	17-25	Boykins - 14	B. Wallace - 14	22,076
43	1/28	@Milwaukee	W	106-100	12-9	6-16	18-25	Anthony - 25	Redd - 26	16,219
44	1/29	@Indiana	W	95-88	12-9	7-16	19-25	Martin- 25	O'Neal - 22	18,345
45	2/1	NEW YORK	W	96-76	13-9	7-16	20-25	Martin - 27	Crawford - 20	15,821
46	2/2	@Portland	L	94-97	13-9	7-17	20-26	Miller - 27	Van Exel - 26	14,256
47	2/5	GOLDEN STATE	W	107-91	14-9	7-17	21-26	Martin- 24	Claxton - 17	19,099$
48	2/8	UTAH	W	97-87	15-9	7-17	22-26	Anthony- 25	Okur - 21	15,898
49	2/9	@Minnesota	L	92-98	15-9	7-18	22-27	Anthony - 21	Garnett - 24	15,442
50	2/11	@Cleveland	W	106-101	15-9	8-18	23-27	Boykins - 20	James - 35	20,562
51	2/13	@New Jersey	L	79-94	15-9	8-19	23-28	Anthony - 18	Carter - 23	16,125
52	2/15	@Atlanta	W	100-96	15-9	9-19	24-28	Anthony - 22	Walker - 22	19,043
53	2/16	@Charlotte	L	88-94	15-9	9-20	24-29	Anthony - 21	Rush- 20	11,754
54	2/23	BOSTON	W	107-86	16-9	9-20	25-29	Miller - 22	West - 17	17,987
55	2/25	@Memphis	W	97-94*	16-9	10-20	26-29	Boykins - 19	Cardinal - 28	18,119
56	2/27	@New Orleans	W	94-93	16-9	11-20	27-29	Anthony - 31	Dickau - 22	14,548
57	3/1	ATLANTA	W	97-74	17-9	11-20	28-29	Anthony - 23	Harrington - 18	15,341
58	3/3	INDIANA	W	96-87	18-9	11-20	29-29	Anthony - 26	Jackson - 16	17,811
59	3/5	@L.A. Clippers	W	105-89	18-9	12-20	30-29	Boykins - 22	Simmons - 18	18,423
60	3/7	PORTLAND	W	111-98	19-9	12-20	31-29	Anthony - 23	Stoudamire - 24	18,707
61	3/12	@San Antonio	W	90-87	19-9	13-20	32-29	Martin - 23	Parker - 25	18,797
62	3/13	PHOENIX	L	101-106	19-10	13-20	32-30	Martin - 21	Nash - 25	19,566$
63	3/16	CHARLOTTE	W	120-101	20-10	13-20	33-30	Anthony - 25	Bogans - 19	16,527
64	3/18	L.A. CLIPPERS	W	115-96	21-10	13-20	34-30	Anthony - 21	Maggette - 26	18,915
65	3/20	MILWAUKEE	W	114-103	22-10	13-20	35-30	Miller - 22	Mason - 24	16,816
66	3/22	WASHINGTON	W	127-98	23-10	13-20	36-30	Johnson - 20	Arenas - 25	16,712
67	3/24	L.A. LAKERS	W	117-96	24-10	13-20	37-30	Boykins - 21	Butler - 22	19,866$
68	3/26	SACRAMENTO	W	113-99	25-10	13-20	38-30	Anthony- 28	Stojakovic - 24	19,729$
69	3/28	@Phoenix	L	114-123	25-10	13-21	38-31	Anthony - 22	Marion - 30	18,422
70	3/30	@Utah	W	109-98	25-10	14-21	39-31	Miller - 24	Okur - 23	17,444
71	4/1	SAN ANTONIO	W	102-84	26-10	14-21	40-31	Boykins - 23	Parker - 17	19,730$
72	4/2	@Portland	W	103-97	26-10	15-21	41-31	Anthony - 23	Stoudamire - 27	17,638
73	4/5	@Memphis	W	94-91	26-10	16-21	42-31	Anthony - 24	Gasol - 18	18,119
74	4/6	@New Orleans	W	94-83	26-10	17-21	43-31	Anthony - 18	Dickau - 20	14,654
75	4/8	@Minnesota	W	107-104	26-10	18-21	44-31	Anthony - 26	Cassell - 27	19,904
76	4/9	SEATTLE	W	121-105	27-10	18-21	45-31	Anthony - 24	Allen - 32	19,751$
77	4/11	GOLDEN STATE	W	122-106	28-10	18-21	46-31	Anthony - 32	Davis - 28	18,045
78	4/13	NEW ORLEANS	W	116-102	29-10	18-21	47-31	Anthony - 19	Smith - 25	17,316
79	4/15	MEMPHIS	W	111-102	30-10	18-21	48-31	Anthony - 22	Miller - 17	19,735$
80	4/16	@Houston	L	87-115	30-10	18-22	48-32	Martin - 22	McGrady - 32	18,216
81	4/18	@Phoenix	L	114-128	30-10	18-23	48-33	Anthony- 36	Stoudemire/Johnson - 26	18,422
82	4/19	PORTLAND	W	119-115	31-10	18-23	49-33	Anthony - 36	Miles - 47	19,099$

* Denotes number of overtime periods $ Pepsi Center sellout

2005-06 ROSTER

NO.	PLAYER	POS	HT	WT	COLLEGE/YR	EXP.
15	Carmelo Anthony	F	6-8	230	Syracuse '06	2
11	Earl Boykins	G	5-5	133	Eastern Michigan '98	7
7	Greg Buckner	G/F	6-4	210	Clemson '98	6
23	Marcus Camby	F/C	6-11	235	Massachusetts '97	9
56	Francisco Elson	F/C	7-0	235	California '99	2
30	Reggie Evans	F	6-8	245	Iowa	3
32	Julius Hodge	G	6-7	210	North Carolina State	R
3	DerMarr Johnson	G	6-9	201	Cincinnati '03	5
43	Linas Kleiza	F	6-8	235	Missouri	R
1	Voshon Lenard	G	6-4	205	Minnesota '95	10
6	Kenyon Martin	F	6-9	240	Cincinnati '00	5
24	Andre Miller	G	6-2	200	Utah '99	6
21	Eduardo Najera	F	6-8	240	Oklahoma '00	5
31	Nenê	F	6-11	260	Brazil	3
22	Ruben Patterson	G/F	6-5	224	Cincinnati	7
9	Bryon Russell	G/F	6-7	225	Long Beach State '93	12
8	Earl Watson	G	6-1	195	UCLA	4

Head Coach: George Karl (North Carolina '73)
Assistant Coaches: Doug Moe (North Carolina '61), Scott Brooks (UC-Irvine '87), Adrian Dantley (Notre Dame '77), Tim Grgurich (Pittsburgh '64)
Assistant Coach/Player Development: John Welch (UNLV '86)
Assistant Coach/Director of Scouting: Bill Branch (Lenior-Rhyne College '88)
Asst. Coach/Strength & Conditioning: Steve Hess (Ithaca '91)
Athletic Trainer: Jim Gillen (Ft. Hays State '74)
Asst. Athletic Trainer: Derrick Fitts (Colorado State '98)

NUGGETS 2005-06 TEAM HIGHS & LOWS

	HIGH	LOW
Points	139 vs. Phx. (3OT), 1/10	78 @ Hou., 3/3
Field Goals Made	51 vs. Phx. (3OT), 1/10	26 vs. S.A., 12/31
Field Goals Attempted	104 vs. Phx. (3OT), 1/10	69 (2) last @ Mem., 3/17
Field Goal Percentage	(.640/48-75) vs. Mem., 3/6	(.333/30-90) @ Hou., 3/3
Three-Pointers Made	11 @ Hou., 1/8	0 (3) last vs. Phx., 2/15
Three-Pointers Attempted	25 (2) last @ Sea., 4/19	5 vs. Orl., 3/4
Three-Point Percentage	(.750)/6-8) vs. Mem., 3/6	(.000/0-14) (3) last vs. Phx., 2/15
Free-Throws Made	36 (2) last vs. Chi., 2/8	9 (3) last @ Min., 2/24
Free-Throws Attempted	47 vs. NJ, 11/28	14 @ Min., 2/24

	HIGH	LOW
Free-Throw Percentage	(.923/36-39) vs. Atl., 12/6	(.525/21-40) vs. GS, 4/8
Total Rebounds	60 vs. Port., 11/4	23 @ Utah, 2/1
Offensive Rebounds	22 vs. Det., 3/1	3 @ LAC, 4/4
Defensive Rebounds	45 vs. Port., 11/4	17 vs. Utah, 3/29
Assists	34 (2) last @ LAC, 4/4	12 @ Dal., 4/2
Steals	18 vs. Dal., 2/10	2 @ Tor., 3/10
Turnovers	25 @ Sea., 4/19	6 @ Utah, 2/1
Blocked Shots	14 vs. Port., 11/4	1 (3) last @ Mem., 3/17
Personal Fouls	33 @ Orl., 12/10	11 @ Min., 1/13

OPPONENTS 2005-06 TEAM HIGHS & LOWS

	HIGH	LOW
Points	137 @ Phx. (3OT), 1/10	68 by Portland, 11/4
Field Goals Made	50 by Phx. (3OT), 1/10	27 by Hou., 12/23
Field Goals Attempted	104 by Phx. (3OT), 1/10	65 by Utah, 3/29
Field Goal Percentage	(.585/38-65) by Utah, 3/29	(.314/ 27-86) by Hou.,12/23
Three-Pointers Made	14 (2) last by Phx., 2/15	0 @ NOK, 11/16
Three-Pointers Attempted	35 by Phx. (3OT), 1/10	8 (3) last by Orl., 3/4
Three-Point Percentage	(.700/7-10) by Mem., 3/6	(.000/0-13) @ NOK, 11/16
Free-Throws Made	33 by Utah, 3/29	7 by Port., 11/4
Free-Throws Attempted	41 by Utah, 3/29	10 by Phx., 2/15

	HIGH	LOW
Free-Throw Percentage	(1.000/10-10) by Phx., 2/15	(.350/7-20) by Port., 11/4
Total Rebounds	54 @ Phi., 3/9	21 by Mem., 3/6
Offensive Rebounds	22@ Phi., 3/9	by Mem., 3/6
Defensive Rebounds	40 by Phx., 2/15	15 by Orl., 3/4
Assists	36 (2) last Phx. (3OT), 1/10	15 by LAC, 11/25
Steals	13 (2) last @ Sea., 4/19	1 by LAC, 1/27
Turnovers	26 @ Cha., 12/13	5 @ Tor., 3/10
Blocked Shots	15 by Phi., 12/27	1 (3) last by Phx., 2/15
Personal Fouls	34 @ Sea. (OT), 2/12	12 @ Min., 1/13

2005-06 GAME-BY-GAME RESULTS (44-38)

NO.	DATE	OPPONENT	W-L	SCORE	HOME	ROAD	TOTAL	DEN. HIGH SCORER	OPP. HIGH SCORER	ATTEND.
1	11/1	@San Antonio	L	91-102	0-0	0-1	0-1	Anthony – 23	Parker – 26	18,797
2	11/2	L.A. LAKERS	L	97-99*	0-1	0-1	0-2	Camby – 19	Bryant – 33	19,245$
3	11/4	PORTLAND	W	107-68	1-1	0-1	1-2	Camby – 23	Miles – 13	15,595
4	11/6	@L.A. Lakers	L	92-112	1-1	0-2	1-3	Anthony – 21	Bryant – 37	18,997
5	11/9	SACRAMENTO	W	107-91	2-1	0-2	2-3	Camby – 20	Stojakovic – 26	12,371
6	11/11	@Sacramento	L	85-101	2-1	0-3	2-4	Camby – 20	Stojakovic – 23	17,317
7	11/13	MINNESOTA	W	102-91	3-1	0-3	3-4	Anthony – 23	Szczerbiak – 20	16,545
8	11/15	@Dallas	L	80-83	3-1	0-4	3-5	Anthony – 24	Nowitzki – 35	20,189
9	11/16	@N. Orleans/OKC^	W	91-81	3-1	1-4	4-5	Anthony – 31	Paul – 18	18,442
10	11/18	NEW YORK	W	95-86	4-1	1-4	5-5	Anthony – 25	Frye – 22	18,218
11	11/20	MEMPHIS	W	99-83	5-1	1-4	6-5	Anthony/Camby – 21	Gasol – 24	16,072
12	11/22	@Washington	W	108-105	5-1	2-4	7-5	Anthony – 28	Arenas – 36	15,980
13	11/23	@Detroit	L	89-114	5-1	2-5	7-6	Camby – 15	Hamilton – 19	22,076
14	11/25	L.A. CLIPPERS	W	105-95	6-1	2-5	8-6	Anthony – 35	Maggette – 22	18,142
15	11/28	NEW JERSEY	L	92-101	6-2	2-5	8-7	Martin – 26	Carter – 25	13,817
16	11/30	N. ORLEANS/OKC	L	95-102	6-3	2-5	8-8	Miller – 33	Mason – 26	15,603
17	12/2	@Phoenix	L	97-102	6-3	2-6	8-9	Camby – 33	Marion – 22	17,852
18	12/3	MIAMI	W	101-99	7-3	2-6	9-9	Anthony – 23	Wade – 32	18,196
19	12/6	ATLANTA	W	125-116	8-3	2-6	10-9	Anthony – 26	Harrington – 35	13,206
20	12/9	@Miami	W	100-92	8-3	3-6	11-9	Anthony – 40	Wade – 37	19,896
21	12/10	@Orlando	L	83-94	8-3	3-7	11-10	Anthony – 23	Stevenson – 18	16,569
22	12/13	@Charlotte	W	101-85	8-3	4-7	12-10	Anthony – 42	Okafor – 17	13,288
23	12/15	@Cleveland	L	85-94	8-3	4-8	12-11	Anthony – 23	James – 26	17,182
24	12/16	@New Jersey	L	106-115*	8-3	4-9	12-12	Miller – 22	Carter – 34	13,947
25	12/18	@Atlanta	L	107-110*	8-3	4-10	12-13	Anthony – 37	Johnson – 30	16,674
26	12/21	WASHINGTON	L	110-116	8-4	4-10	12-14	Anthony – 29	Arenas – 36	18,467
27	12/23	HOUSTON	W	108-86	9-4	4-10	13-14	Anthony – 25	Howard – 18	18,629
28	12/26	@Golden State	W	118-112	9-4	5-10	14-14	Anthony – 28	Richardson – 26	20,007
29	12/27	PHILADELPHIA	L	106-108	9-5	5-10	14-15	Anthony – 45	Iverson – 36	19,667$
30	12/29	SEATTLE	L	105-112	9-6	5-10	14-16	Anthony – 32	Allen – 39	15,641
31	12/31	SAN ANTONIO	L	`88-98	9-7	5-10	14-17	Anthony – 25	Duncan – 25	18,296
32	1/2	BOSTON	W	120-110	10-7	5-10	15-17	Martin – 24	Pierce – 29	14,722
33	1/4	INDIANA	W	106-86	11-7	5-10	16-17	Anthony/Boykins – 23	Jackson – 21	14,041
34	1/6	DALLAS	L	112-114*	11-8	5-10	16-18	Anthony – 28	Nowitzki/Terry – 27	18,256
35	1/8	@Houston	W	92-90	11-8	6-10	17-18	Watson – 20	Alston – 24	15,316
36	1/10	PHOENIX	W	139-137***	12-8	6-10	18-18	Anthony – 43	Bell – 30	14,492
37	1/13	@Minnesota	L	89-103	12-8	6-11	18-19	Anthony – 21	Garnett – 31	18,417
38	1/14	@Milwaukee	W	100-93	12-8	7-11	19-19	Anthony – 38	Redd – 25	18,717
39	1/16	@Chicago	W	97-94	12-8	8-11	20-19	Anthony – 39	Hinrich – 20	21,793
40	1/18	CLEVELAND	W	90-89	13-8	8-11	21-19	Anthony/Boykins – 17	James – 24	19,099$
41	1/20	UTAH	W	113-83	14-8	8-11	22-19	Anthony – 31	Brown – 23	18,183
42	1/22	@San Antonio	W	89-85	14-8	9-11	23-19	Anthony – 20	Mohammed – 17	18,797
43	1/23	TORONTO	W	107-101	15-8	9-11	24-19	Anthony – 37	James – 22	14,826
44	1/25	@Portland	W	97-94	15-8	10-11	25-19	Anthony – 26	Randolph – 18	13,136
45	1/27	L.A. CLIPPERS	L	87-105	15-9	10-11	25-20	Anthony – 25	Brand – 33	18,712
46	1/28	@L.A. Clippers	L	79-112	15-9	10-12	25-21	Anthony – 16	Mobley – 19	18,862
47	1/31	@Sacramento	L	91-98	15-9	10-13	25-22	Anthony – 24	Martin – 25	17,317
48	2/1	@Utah	L	90-103	15-9	10-14	25-23	Anthony – 20	Okur – 28	17,571
49	2/4	PORTLAND	W	105-104	16-9	10-14	26-23	Anthony – 33	Randolph – 28	19,402$
50	2/6	@Golden State	L	114-122	16-9	10-15	26-24	Anthony – 34	Richardson – 28	17,257
51	2/8	CHICAGO	L	107-110	16-10	10-15	26-25	Anthony – 31	Gordon – 30	15,038
52	2/10	DALLAS	W	113-104	17-10	10-15	27-25	Martin – 34	Van Horn – 21	18,853
53	2/12	@Seattle	W	120-112*	17-10	11-15	28-25	Anthony – 33	Allen – 34	16,392
54	2/15	PHOENIX	L	101-116	17-11	11-15	28-26	Anthony – 29	Marion – 21	18,182
55	2/21	CHARLOTTE	W	100-84	18-11	11-15	29-26	Anthony – 24	Felton – 14	16,701
56	2/24	@Minnesota	W	102-101*	18-11	12-15	30-26	Anthony – 30	Garnett – 23	19,356
57	2/27	MILWAUKEE	L	89-110	18-12	12-15	30-27	Anthony – 19	Redd – 24	15,289
58	3/1	DETROIT	W	98-87	19-12	12-15	31-27	Martin – 28	Billups – 27	19,099$
59	3/3	@Houston	L	78-89	19-12	12-16	31-28	Anthony – 34	McGrady – 23	14,727
60	3/4	ORLANDO	W	110-94	20-12	12-16	32-28	Anthony – 24	Hill – 19	19,509$
61	3/6	MEMPHIS	W	115-101	21-12	12-16	33-28	Anthony – 35	Jackson – 22	15,242
62	3/9	@Philadelphia	W	97-93	21-12	13-16	34-28	Anthony – 29	Iverson – 38	18,194
63	3/10	@Toronto	W	108-97	21-12	14-16	35-28	Miller – 23	James – 26	17,806
64	3/12	@Boston	L	101-106	21-12	14-17	35-29	Anthony – 36	Pierce – 36	18,624
65	3/13	@New York	W	108-96	21-12	15-17	36-29	Anthony – 35	Marbury – 25	19,763
66	3/15	@Indiana	W	101-99	21-12	16-17	37-29	Anthony – 31	Stojakovic – 22	14,826
67	3/17	@Memphis	L	102-116	21-12	16-18	37-30	Anthony – 33	Miller – 41	17,222
68	3/18	@N. Orleans/OKC	W	109-94	21-12	17-18	38-30	Anthony – 28	West – 24	17,912
69	3/22	SAN ANTONIO	W	104-92	22-12	17-18	39-30	Anthony – 32	Ginobili – 26	17,455
70	3/24	SEATTLE	W	117-104	23-12	17-18	40-30	Anthony – 31	Ridnour – 18	19,099$
71	3/25	@Phoenix	L	96-107	23-12	17-19	40-31	Anthony – 28	Marion/Nash – 21	18,422
72	3/29	UTAH	L	104-115	23-13	17-19	40-32	Anthony – 31	Okur – 24	16,476
73	3/31	MINNESOTA	W	106-94	24-13	17-19	41-32	Anthony – 32	Garnett – 22	19,497$
74	4/2	@Dallas	L	79-103	24-13	17-20	41-33	Anthony – 25	Nowitzki – 30	20,251
75	4/4	@L.A. Clippers	L	109-111	24-13	17-21	41-34	Anthony – 24	Cassell – 19	17,365
76	4/6	L.A. LAKERS	W	110-108*	25-13	17-21	42-34	Anthony – 33	Bryant – 42	19,629$
77	4/8	GOLDEN STATE	W	95-92	26-13	17-21	43-34	Anthony – 28	Fisher/Diogu – 19	18,777
78	4/10	@Portland	W	110-98	26-13	18-21	44-34	Anthony – 28	Telfair/Lenard – 21	13,324
79	4/12	@Utah	L	83-104	26-13	18-22	44-35	Anthony – 18	Boozer – 25	17,817
80	4/15	SACRAMENTO	L	82-100	26-14	18-22	44-36	Patterson – 20	Bibby – 23	18,209
81	4/17	HOUSTON	L	83-86	26-15	18-22	44-37	Anthony – 22	Howard – 31	16,147
82	4/19	@Seattle	L	98-109	26-15	18-23	44-38	Johnson – 22	Allen – 27	16,746

* Denotes number of overtime periods $ Pepsi Center sellout ^ Oklahoma City

2006-07 ROSTER

NO.	PLAYER	POS	HT	WT	COLLEGE	EXP.
15	Carmelo Anthony	F	6-8	230	Syracuse	3
25	Steve Blake	G	6-3	172	Maryland	3
11	Earl Boykins	G	5-5	133	Eastern Michigan	8
23	Marcus Camby	F/C	6-11	235	Massachusetts	10
4	Anthony Carter	G	6-2	195	Hawaii	7
5	Yakhouba Diawara	G/F	6-7	225	Pepperdine	R
30	Reggie Evans	F	6-8	245	Iowa	4
3	Allen Iverson	G	6-0	165	Georgetown	10
32	Julius Hodge	G	6-7	210	North Carolina State	1
8	DerMarr Johnson	G	6-9	201	Cincinnati	6
43	Linas Kleiza	F	6-8	235	Missouri	1
6	Kenyon Martin	F	6-9	240	Cincinnati	6
24	Andre Miller	G	6-2	200	Utah	7
21	Eduardo Najera	F	6-8	240	Oklahoma	6
31	Nenê	F	6-11	260	Brazil	4
7	Jamal Sampson	F/C	6-11	265	California	4
1	J.R. Smith	G	6-6	220	St. Benedict's Prep (NJ)	2
22	Von Wafer	G	6-5	210	Florida State	1

Head Coach: George Karl (North Carolina)
Assistant Coaches: Doug Moe (North Carolina), Mike Dunlap (Loyola Marymount), Adrian Dantley (Notre Dame), Tim Grgurich (Pittsburgh)
Assistant Coach/Player Development: John Welch (UNLV), Jamahl Mosley (Colorado), Rick Brunson (Temple)
Assistant Coach/Director of Scouting: Bill Branch (Lenior-Rhyne College)
Asst. Coach/Strength & Conditioning: Steve Hess (Ithaca)
Athletic Trainer: Jim Gillen (Ft. Hays State)

NUGGETS 2006-07 TEAM HIGHS & LOWS

	HIGH	LOW
Points	140 vs. GSW, 11/24	75 vs. DAL, 4/6
Field Goals Made	52 vs. GSW, 11/24	27 vs. DAL, 4/6
Field Goals Attempted	98 vs. NOK (OT), 2/7	67 vs. UTA, 2/23
Field Goal Percentage	.597 (43-72) @ CLE, 3/25	.348 (32-92) vs. HOU, 1/12
Three-Pointers Made	15 @ HOU, 1/20 (OT)	1 (3) vs. DAL, 4/6
Three-Pointers Attempted	30 vs. SAC, 12/22	7 vs. DAL, 4/6
Three-Point Percentage	.667 (10-15) vs. LAL, 3/15	.100 (1-10) @ WAS, 12/13
Free-Throws Made	39 vs. LAL, 4/9	5 @ SAS, 4/18
Free-Throws Attempted	49 vs. LAL, 4/9	15 vs. SAS, 1/10

	HIGH	LOW
Free-Throw Percentage	.897 (2) @ NY (26-29), 12/16	.313 (5-16) @ SAS, 4/18 *
Total Rebounds	61 @ SAC, 2/3	30 @ MIN, 2/14
Offensive Rebounds	22 vs. GSW, 2/12	2 @ CLE, 3/25
Defensive Rebounds	46 @ SAC, 2/3	20 @ POR, 1/31
Assists	42 vs. GSW, 11/24 *	12 @ PHX, 3/30
Steals	17 @ CHA, 11/12	2 (2) vs. HOU, 3/2
Turnovers	25 @ GSW, 11/22	7 @ BOS, 12/15
Blocked Shots	11 @ NOK, 4/13	0 @ TOR, 3/23
Personal Fouls	32 @ MEM, 4/14	10 @ CLE, 3/25

OPPONENTS 2006-07 TEAM HIGHS & LOWS

	HIGH	LOW
Points	133 @ MEM, 4/14	71 vs. DAL, 4/6
Field Goals Made	53 by GSW, 11/24	29 @ SAS, 4/18
Field Goals Attempted	112 by WAS, 12/18 *	68 @ ORL, 11/15
Field Goal Percentage	.578 @ MEM, 4/14	.358 (29-81) @ SAS, 4/18
Three-Pointers Made	16 @ GSW, 3/7	2 (4) @ LAC, 4/7
Three-Pointers Attempted	34 @ GSW, 3/7	6 @ MEM, 4/14
Three-Point Percentage	.667 (4-6) @ MEM, 4/14	.133 (2-15) @ CHA, 11/12
Free-Throws Made	33 @ MEM, 4/14	8 (4) by DAL, 4/6
Free-Throws Attempted	43 @ MEM, 4/14	10 (2) @ CLE, 3/25

	HIGH	LOW
Free-Throw Percentage	.917 (2) @ TOR, 3/23	.429 (9-21) by SAS, 1/10
Total Rebounds	57 by NOK (OT), 2/7	33 by SEA, 12/28
Offensive Rebounds	21 (2) @ CHI, 3/22	4 by HOU, 1/12
Defensive Rebounds	41 @ NOK, 12/29	17 @ SEA, 4/1
Assists	39 @ LAL, 1/5	14 (2) @ SAS, 4/18
Steals	14 (4) @ MEM, 4/14	3 (2) @ LAL, 4/3
Turnovers	29 @ CHA, 11/12 *	8 by TOR, 11/18
Blocked Shots	12 by BOS, 12/26	0 @ SEA, 1/23
Personal Fouls	34 by WAS, 12/18	13 @ MIN, 2/14

* Denotes NBA High/Low

2006-07 GAME-BY-GAME RESULTS (45-37)

NO.	DATE	OPPONENT	W-L	SCORE	HOME	ROAD	TOTAL	DEN. HIGH SCORER	OPP. HIGH SCORER	ATTEND.
1	11/2	@L.A. Clippers	L	95-96	0-0	0-1	0-1	J.R. Smith – 21	Cassell – 35	18,050
2	11/3	MINNESOTA	L	109-112	0-1	0-1	0-2	Anthony/Boykins – 28	Garnett – 27	19,234$
3	11/8	NEW YORK	L	107-109	0-2	0-1	0-3	Anthony – 37	Crawford – 35	14,315
4	11/10	@Philadelphia	W	108-101	0-2	1-1	1-3	Anthony – 31	Korver – 23	16,374
5	11/12	@Charlotte	W	108-101	0-2	2-1	2-3	Anthony – 36	Okafor – 22	13,203
6	11/14	@Miami	W	112-105	0-2	3-1	3-3	Anthony – 33	Wade – 37	19,600
7	11/15	@Orlando	L	99-108	0-2	3-2	3-4	Anthony – 34	Dooling – 25	15,463
8	11/18	TORONTO	W	117-109	1-2	3-2	4-4	Anthony – 34	Bosh – 31	15,531
9	11/21	CHICAGO	W	113-109	2-2	3-2	5-4	J.R. Smith – 36	Hinrich – 28	16,172
10	11/22	@Golden State	W	115-112	2-2	4-2	6-4	Anthony – 33	Richardson – 24	17,505
11	11/24	GOLDEN STATE	W	140-129	3-2	4-2	7-4	J.R. Smith – 31	Biedrins – 31	16,234
12	11/26	L.A. CLIPPERS	W	103-88	4-2	4-2	8-4	Anthony – 33	Maggette – 22	14,236
13	11/28	MEMPHIS	L	96-108	4-3	4-2	8-5	Anthony – 37	Warrick – 25	12,435
14	12/1	@Minnesota	W	106-92	4-3	5-2	9-5	Anthony – 35	Garnett/Davis – 21	14,768
15	12/2	INDIANA	W	121-101	5-3	5-2	10-5	Anthony – 38	Tinsley – 25	19,155$
16	12/6	ATLANTA	L	96-98	5-4	5-2	10-6	Anthony – 24	J. Johnson – 27	13,126
17	12/8	MIAMI	W	123-107	6-4	5-2	11-6	J.R. Smith – 37	Wade/Haslem – 21	19,155$
18	12/9	@Dallas	L	90-105	6-4	5-3	11-7	Anthony/J.R. Smith – 18	Howard – 30	20,343
19	12/12	@Atlanta	W	100-87	6-4	6-3	12-7	Anthony – 26	Josh Smith – 21	14,831
20	1213	@Washington	L	91-120	6-4	6-4	12-8	Anthony – 37	Arenas – 34	14,304
21	12/15	@Boston	L	114-119	6-4	6-5	12-9	Anthony – 42	Pierce – 38	15,607
22	12/16	@New York	W	123-100	6-4	7-5	13-9	Anthony – 34	Marbury – 31	19,763
23	12/18	WASHINGTON	W	117-108	7-4	7-5	14-9	Boykins – 29	Butler – 26	14,285
24	12/22	SACRAMENTO	L	96-101	7-5	7-5	14-10	Boykins – 25	Miller/Salmons – 21	18,022
25	12/26	BOSTON	W	116-105	8-5	7-5	15-10	Iverson – 28	Green/Allen – 18	17,914
26	12/28	SEATTLE	W	112-98	9-5	7-5	16-10	Iverson – 44	Wilkins – 26	17,400
27	12/29	@N. Orleans/OKC^	L	89-99	9-5	7-6	16-11	Boykins – 26	Butler – 20	19,344
28	12/31	DALLAS	L	85-89	9-6	7-6	16-12	Iverson – 28	Howard – 28	18,423
29	1/2	PHILADELPHIA	L	97-108	9-7	7-6	16-13	Iverson – 30	Korver – 26	17,436
30	1/5	@L.A. Lakers	L	104-123	9-7	7-7	16-14	Boykins – 24	Parker – 23	18,997
31	1/6	UTAH	L	84-96	9-8	7-7	16-15	Iverson – 22	Williams – 28	18,341
32	1/8	MILWAUKEE	W	104-92	10-8	7-7	17-15	Boykins – 26	Patterson – 29	14,220
33	1/10	SAN ANTONIO	L	83-92	10-9	7-7	17-16	Iverson – 33	Parker – 26	16,486
34	1/12	HOUSTON	L	86-90	10-10	7-7	17-17	Iverson – 28	Battier – 25	17,333
35	1/14	@Portland	W	109-93	10-10	8-7	18-17	Iverson – 32	Rodriguez – 23	16,890
36	1/19	CLEVELAND	W	110-99	11-10	8-7	19-17	Camby – 26	James – 30	19,155$
37	1/20	@Houston	W	121-113*	11-10	9-7	20-17	Iverson – 36	McGrady – 24	18,233
38	1/22	MEMPHIS	W	115-98	12-10	9-7	21-17	Anthony – 28	Gasol – 23	19,155$
39	1/23	@Seattle	W	117-112	12-10	10-7	22-17	Anthony – 34	Allen – 44	17,072
40	1/26	@Utah	L	111-116	12-10	10-8	22-18	Anthony – 37	Booxer – 25	19,911
41	1/27	NEW JERSEY	L	102-112	12-11	10-8	22-19	J.R. Smith – 28	Carter – 40	19,737$
42	1/29	CHARLOTTE	L	101-105	12-12	10-8	22-20	Iverson – 31	Wallace – 25	15,898
43	1/31	@Portland	L	91-100	12-12	10-9	22-21	Anthony – 33	Randolph – 26	19,980
44	2/2	PORTLAND	W	114-107*	13-12	10-9	23-21	Anthony – 33	Randolph – 25	19,290$
45	2/3	@Sacramento	L	87-94	13-12	10-10	23-22	Anthony – 20	Martin – 28	17,317
46	2/5	PHOENIX	L	108-113	13-13	10-10	23-23	Anthony – 31	Stoudemire – 36	19,155$
47	2/7	N. Orleans/OKC	L	112-114*	13-14	10-10	23-24	Anthony – 27	Mason – 23	15,298
48	2/9	@Indiana	W	102-95	13-14	11-10	24-24	Anthony -34	Dunleavy – 23	17,435
49	2/10	@Milwaukee	W	109-102	13-14	12-10	25-24	Anthony – 29	Boykins – 26	18,317
50	2/12	GOLDEN STATE	W	123-111	14-14	12-10	26-24	Anthony/J.R. Smith – 28	Harrington – 24	15,513
51	2/14	@Minnesota	L	94-99	14-14	12-11	26-25	Anthony – 28	Blount – 24	15,797
52	2/20	@San Antonio	L	80-95	14-14	12-12	26-26	Anthony – 15	Parker – 17	18,586
53	2/23	UTAH	L	104-114	14-15	12-12	26-27	Anthony – 36	Williams – 26	19,565$
54	2/24	@Dallas	L	95-115	14-15	12-13	26-28	Anthony – 34	Nowitzki – 31	20,455
55	2/26	@Memphis	W	111-107	14-15	13-13	27-28	Anthony – 33	Miller/Gasol – 21	14,736
56	2/28	ORLANDO	W	111-101	15-15	13-13	28-28	Iverson – 34	Howard – 23	15,371
57	3/2	HOUSTON	L	97-108	15-16	13-13	28-29	Anthony – 30	McGrady – 28	18,938
58	3/6	N. Orleans/OKC	W	106-91	16-16	13-13	29-29	Iverson – 25	Chandler – 15	16,409
59	3/7	@Golden State	L	96-110	16-16	13-14	29-30	Iverson – 35	Davis – 22	19,596
60	3/9	DETROIT	L	82-95	16-17	13-14	29-31	Iverson – 19	Webber – 20	19,790$
61	3/11	@Sacramento	W	113-101	16-17	14-14	30-31	Anthony – 29	Bibby – 34	17,317
62	3/13	PORTLAND	W	107-99	17-17	14-14	31-31	Iverson – 31	Randolph – 26	14,867
63	3/15	L.A. LAKERS	W	113-86	18-17	14-14	32-31	Kleiza – 29	Bryant – 25	19,155$
64	3/17	PHOENIX	W	131-107	19-17	14-14	33-31	Iverson – 44	Barbosa – 25	19,809$
65	3/20	@New Jersey	W	94-90	19-17	15-14	34-31	Anthony – 30	Carter – 29	20,032
66	3/22	@Chicago	L	108-109	19-17	15-15	34-32	Iverson – 31	Gordon – 25	22,646
67	3/23	@Toronto	L	94-121	19-17	15-16	34-33	Kleiza/J.R. Smith – 20	Peterson – 23	20,120
68	3/25	@Cleveland	W	105-93	19-17	16-16	35-33	Anthony – 27	James/Ilgauskas – 18	20,562
69	3/26	@Detroit	L	109-113*	19-17	16-17	35-34	Camby – 24	Billups – 34	22,076
70	3/28	SEATTLE	L	97-100	19-18	16-17	35-35	Anthony – 28	Lewis – 33	16,847
71	3/30	@Phoenix	L	108-125	19-18	16-18	35-36	Anthony – 32	Marion – 33	18,422
72	4/1	@Seattle	W	114-103	19-18	17-18	36-36	Anthony – 32	Watson – 28	16,659
73	4/3	@L.A. Lakers	W	111-105	19-18	18-18	37-36	Anthony – 31	Bryant – 39	18,997
74	4/4	SACRAMENTO	W	120-115	20-18	18-18	38-36	Anthony – 31	Artest – 32	16,045
75	4/6	DALLAS	W	75-71	21-18	18-18	39-36	Anthony – 23	Nowitzki – 22	19,752$
76	4/7	@L.A. Clippers	W	96-93	21-18	19-18	40-36	Iverson – 34	Maggette – 24	19,409
77	4/9	L.A. LAKERS	W	115-111	22-18	19-18	41-36	Anthony – 33	Bryant – 23	19,155$
78	4/11	@Utah	W	115-106	22-18	20-18	42-36	Anthony – 32	Harpring – 31	19,911
79	4/13	@N. Orleans/OKC^	W	107-105	22-18	21-18	43-36	Anthony – 31	West – 31	19,164
80	4/14	@Memphis	L	118-133	22-18	21-19	43-37	Anthony – 28	Atkins/Kinsey – 28	18,119
81	4/16	MINNESOTA	W	122-107	23-18	21-19	44-37	Iverson – 25	Foye/Reed – 19	18,080
82	4/18	@San Antonio	W	100-77	23-18	22-19	45-37	Evans – 19	Udrih – 13	18,797

* Denotes number of overtime periods $ Pepsi Center sellout ^ Oklahoma City

2007-08 ROSTER

NO.	PLAYER	POS	HT	WT	COLLEGE	EXP.
15	Carmelo Anthony	F	6-8	230	Syracuse	4
12	Chucky Atkins	G	5-11	185	South Florida	9
23	Marcus Camby	F/C	6-11	235	Massachusetts	11
25	Anthony Carter	G	6-2	195	Hawaii	8
5	Yakhouba Diawara	G/F	6-7	225	Pepperdine	1
0	Taurean Green	G	6-0	177	Florida	R
45	Steven Hunter	C	7-0	240	DePaul	6
3	Allen Iverson	G	6-0	165	Georgetown	11
11	Bobby Jones	F	6-7	215	Washington	1
43	Linas Kleiza	F	6-8	235	Missouri	2
4	Kenyon Martin	F	6-9	240	Cincinnati	7
34	Jelani McCoy	F/C	6-10	245	UCLA	7
21	Eduardo Najera	F	6-8	240	Oklahoma	7
31	Nenê	F	6-11	260	Brazil	5
1	J.R. Smith	G	6-6	220	St. Benedict's Prep (NJ)	3
22	Von Wafer	G	6-5	210	Florida State	2
29	Mike Wilks	G	5-10	180	Rice	5

Head Coach: ..... George Karl (North Carolina)
Assistant Coaches: ..... Doug Moe (North Carolina), Mike Dunlap (Loyola Marymount),
..... Adrian Dantley (Notre Dame), Tim Grgurich (Pittsburgh)
Assistant Coach/Player Development: ..... John Welch (UNLV), Jamahl Mosley (Colorado)
Assistant Coach/Advance Scouting: ..... Chad Iske (Kansas)
Player Development Coach: ..... Stacey Augmon (UNLV)
Asst. Coach/Strength & Conditioning: ..... Steve Hess (Ithaca)
Athletic Trainer: ..... Jim Gillen (Ft. Hays State)
Asst. Athletic Trainer/
Asst. Strength & Conditioning Coach: ..... Matt Friia (Ithaca), Dan Shimensky (Central Washington)

NUGGETS 2007-08 TEAM HIGHS & LOWS

	HIGH	LOW
Points	168 vs. SEA, 3/16*	80 vs. SAS, 1/3
Field Goals Made	61 vs. SEA, 3/16	28 @ HOU, 11/24
Field Goals Attempted	112 vs. HOU (2OT), 12/20	73 (2) @ UTA, 4/12
Field Goal Percentage	.670 (59-88) @ SEA, 2/27*	.345 (29-84) vs. GS, 12/30
Three-Pointers Made	16 vs. SEA, 3/16	1 vs. POR, 11/14
Three-Pointers Attempted	34 @ MEM, 3/24	11 vs. SAS, 1/3
Three-Point Percentage	.625 (10-16) vs. PHX, 3/5	.077 (1-13) vs. POR, 11/14
Free-Throws Made	37 vs. PHX, 4/1	11 @ SEA, 2/27
Free-Throws Attempted	49 vs. BOS, 2/19	15 @ SAS, 12/15

	HIGH	LOW
Free-Throw Percentage	.909 (20-22) vs. WAS, 2/8	.581 (18-31) @ LAC, 11/21
Total Rebounds	63 vs. HOU (2OT), 12/20	22 @ DET, 3/18*
Offensive Rebounds	27 vs. HOU (2OT), 12/20*	4 @ DET, 3/18
Defensive Rebounds	46 vs. MEM, 4/16	18 @ DET, 3/18
Assists	44 vs. SEA, 3/16*	8 @ HOU, 11/24
Steals	15 (3) @ PHI, 3/19	4 (3) vs. LAC, 2/29
Turnovers	26 vs. SAC, 12/8	7 @ TOR, 3/23
Blocked Shots	15 vs. PHI, 1/6	0 (2) vs. SAS, 3/7
Personal Fouls	31 (2) vs. UTA, 2/6	13 vs. SAC, 12/8

OPPONENTS 2007-08 TEAM HIGHS & LOWS

	HIGH	LOW
Points	151 @ SEA (2OT), 4/6	77 by SAS, 1/3
Field Goals Made	61 @ SEA (2OT), 4/6	27 by SAS, 1/3
Field Goals Attempted	116 @ SEA (2OT), 4/6*	70 @ LAC, 11/21
Field Goal Percentage	.645 (49-76) @ BOS, 11/7	.344 (32-93) @ CLE, 2/10
Three-Pointers Made	20 @ PHX, 1/7*	2 by SEA, 3/16
Three-Pointers Attempted	36 (2) by MEM, 4/16	9 @ PHI, 3/19
Three-Point Percentage	.733 (11-15) @ UTA, 3/8	.167 (3-18) @ HOU, 11/24
Free-Throws Made	33 (2) @ PHX, 3/31	5 @ HOU, 3/2
Free-Throws Attempted	44 by UTA, 2/6	6 @ HOU, 3/2

	HIGH	LOW
Free-Throw Percentage	.950 (19-20) by MIL, 12/26	.538 (14-26) by PHX, 4/1
Total Rebounds	59 by IND, 11/27	31 by SAS, 3/7
Offensive Rebounds	20 (3) last @ MIL, 2/23	3 by SAS, 3/7
Defensive Rebounds	47 by IND, 11/27	23 (3) @ SEA, 2/27
Assists	42 @ DET, 3/18	12 @ MEM, 1/30
Steals	20 @ BOS, 11/7*	1 @ PHX, 1/7
Turnovers	26 @ WAS, 11/9	8 @ GS, 12/28
Blocked Shots	13 @ PHX, 1/7	01 (6) by SAC, 4/5
Personal Fouls	33 by BOS, 2/19	13 @ MIA, 2/12

* Denotes NBA High/Low

2007-08 GAME-BY-GAME RESULTS (50-32)

NO.	DATE	OPPONENT	W-L	SCORE	HOME	ROAD	TOTAL	DEN. HIGH SCORER	OPP. HIGH SCORER	ATTEND.
1	10/31	SEATTLE	W	120-103	1-0	0-0	1-0	Anthony - 32	Wilkins - 21	19,380$
2	11/2	@Minnesota	W	99-91	1-0	1-0	2-0	Anthony – 33	McCants – 23	19,443
3	11/4	NEW ORLEANS	L	88-93	1-1	1-0	2-1	Iverson – 23	West – 17	13,156
4	11/6	@New York	L	112-119	1-1	1-1	2-2	Iverson – 32	Crawford – 25	19,763
5	11/7	@Boston	L	119-93	1-1	1-2	2-3	Iverson – 22	Pierce – 26	18,624
6	11/9	@Washington	W	118-92	1-1	2-2	3-3	Anthony - 32	Butler – 21	20,173
7	11/10	@Indiana	W	113-106	1-1	3-2	4-3	Anthony – 32	Murphy – 18	12,748
8	11/12	CLEVELAND	W	122-100	2-1	3-2	5-3	Iverson – 37	James – 27	19,155$
9	11/14	PORTLAND	W	110-93	3-1	3-2	6-3	Anthony – 25	Aldridge – 15	13,289
10	11/17	NEW YORK	W	115-83	4-1	3-2	7-3	Anthony – 24	Randolph – 16	19,679$
11	11/20	CHICAGO	W	112-91	5-1	3-2	8-3	Anthony – 26	Noah – 16	17,106
12	11/21	@L.A. Clippers	L	90-101	5-1	3-3	8-4	Iverson – 29	Kaman/Ross – 17	17,221
13	11/23	MINNESOTA	W	99-93	6-1	3-3	9-4	Anthony – 31	Walker – 24	17,097
14	11/24	@Houston	L	81-109	6-1	3-4	9-5	Iverson – 18	McGrady – 35	18,228
15	11/27	INDIANA	L	110-112	6-2	3-4	9-6	Iverson – 26	Dunleavy – 30	13,274
16	11/29	@L.A. Lakers	L	99-127	6-2	3-5	9-7	Anthony – 23	Bryant – 24	18,997
17	11/30	L.A. CLIPPERS	W	123-107	7-2	3-5	10-7	Iverson – 26	Maggette – 26	14,230
18	12/2	MIAMI	W	115-89	8-2	3-5	11-7	Anthony – 30	Wade – 13	16,386
19	12/5	L.A. LAKERS	L	107-111	8-3	3-5	11-8	Iverson – 51	Bryant – 25	19,155$
20	12/6	@Dallas	W	122-109	8-3	4-5	12-8	Iverson – 35	Nowitzki – 32	20,155
21	12/8	SACRAMENTO	W	101-97	9-3	4-5	13-8	Iverson – 23	Salmons – 25	15,493
22	12/12	NEW ORLEANS	W	105-99	10-3	4-5	14-8	Anthony – 32	Paul – 30	13,337
23	12/15	@San Antonio	L	91-102	10-3	4-6	14-9	Iverson – 30	Finley/Oberto – 21	18,797
24	12/16	PORTLAND	L	105-116	10-4	4-6	14-10	Iverson – 38	Roy – 26	13,678
25	12/20	HOUSTON	W	112-111**	11-4	4-6	15-10	Anthony – 37	Yao – 26	16,157
26	12/21	@Portland	L	96-99	11-4	4-7	15-11	Anthony/Iverson – 34	Webster – 19	20,644
27	12/23	@Sacramento	W	106-105	11-4	5-7	16-11	Anthony – 30	Artest – 24	15,055
28	12/26	MILWAUKEE	W	125-105	12-4	5-7	17-11	Anthony – 29	Williams – 28	18,701
29	12/28	@Golden State	W	124-120	12-4	6-7	18-11	Iverson – 39	Jackson – 32	20,001
30	12/30	GOLDEN STATE	L	95-105	12-5	6-7	18-12	Anthony – 26	Davis – 28	19,362$
31	1/3	SAN ANTONIO	W	80-77	13-5	6-7	19-12	Iverson – 29	Duncan/Parker – 20	19,155$
32	1/4	@Minnesota	W	118-107	13-5	7-7	20-12	Iverson – 33	McCants – 34	13,536
33	1/6	PHILADELPHIA	W	109-96	14-5	7-7	21-12	Iverson – 38	Miller – 22	17,476
34	1/7	@Phoenix	L	115-137	14-5	7-8	21-13	Iverson – 32	Marion – 27	18,422
35	1/11	ORLANDO	W	113-103	15-5	7-8	22-13	Anthony – 32	Lewis – 21	16,718
36	1/14	@Charlotte	L	116-119	15-5	7-9	22-14	Anthony – 35	Wallace – 40	14,543
37	1/15	@Atlanta	L	93-104	15-5	7-10	22-15	Anthony – 36	Johnson – 22	18,235
38	1/17	UTAH	W	120-109	16-5	7-10	23-15	Kleiza – 41	Williams – 23	15,270
39	1/19	MINNESOTA	W	111-108	17-5	7-10	24-15	Iverson – 35	McCants – 23	18,196
40	1/21	@L.A. Lakers	L	99-116	17-5	7-11	24-16	Iverson – 24	Fisher – 28	18,997
41	1/23	ATLANTA	W	107-100	18-5	7-11	25-16	Iverson – 29	Smith – 22	14,213
42	1/25	NEW JERSEY	W	100-85	19-5	7-11	26-16	Iverson- 30	Jefferson – 19	15,892
43	1/27	@Dallas	L	85-90	19-5	7-12	26-17	Iverson – 23	Nowitzki – 32	20,437
44	1/28	@New Orleans	L	93-117	19-5	7-13	26-18	Iverson – 23	Paul – 23	15,601
45	1/30	@Memphis	W	106-102	19-5	8-13	27-18	Iverson – 32	Gay – 30	12,043
46	2/2	CHARLOTTE	W	117-101	20-5	8-13	28-18	Anthony – 25	Richardson – 38	19,391$
47	2/4	@Portland	W	105-103*	20-5	9-13	29-18	Anthony – 28	Roy – 26	20,320
48	2/6	UTAH	L	115-118*	20-6	9-13	29-19	Iverson – 34	Williams – 29	16,865
49	2/8	WASHINGTON	W	111-100	21-6	9-13	30-19	Anthony – 49	Jamison – 21	17,078
50	2/10	@Cleveland	W	113-83	21-6	10-13	31-19	Anthony – 37	James – 30	20,562
51	2/12	@Miami	W	114-113*	21-6	11-13	32-19	Smith – 28	Wade – 29	19,600
52	2/13	@Orlando	L	98-109	21-6	11-14	32-20	Anthony – 32	Lewis – 25	17,519
53	2/19	BOSTON	W	124-118	22-6	11-14	33-20	Anthony – 29	Pierce – 24	19,894$
54	2/22	@Chicago	L	121-135	22-6	11-15	33-21	Smith – 43	Gordon – 37	21,848
55	2/23	@Milwaukee	L	109-115	22-6	11-16	33-22	Iverson – 26	Redd – 42	16,674
56	2/25	DETROIT	L	93-98	22-7	11-16	33-23	Iverson – 28	Billups/Hamilton/Prince – 20	17,901
57	2/27	@Seattle	W	138-96	22-7	12-16	34-23	Iverson – 31	Durant/Gelabale – 16	13,627
58	2/29	L.A. CLIPPERS	W	110-104	23-7	12-16	35-23	Iverson – 38	Thornton – 33	19,155$
59	3/2	@Houston	L	89-103	23-7	12-17	35-24	Anthony – 19	McGrady – 22	18,168
60	3/5	PHOENIX	W	126-113	24-7	12-17	36-24	Iverson – 31	Stoudemire – 22	18,383
61	3/7	SAN ANTONIO	W	109-96	25-7	12-17	37-24	Iverson – 29	Ginobili – 24	19,821$
62	3/8	@Utah	L	105-132	25-7	12-18	37-25	Iverson – 28	Okur – 27	19,911
63	3/10	@San Antonio	L	103-107	25-7	12-19	37-26	Iverson – 28	Duncan – 23	18,797
64	3/12	MEMPHIS	W	108-86	26-7	12-19	38-26	Martin – 23	Navarro – 16	17,318
65	3/14	TORONTO	W	137-105	27-7	12-19	39-26	Iverson – 28	Parker – 19	17,952
66	3/16	SEATTLE	W	168-116	28-7	12-19	40-26	Anthony – 26	Durant – 23	19,155$
67	3/18	@Detroit	L	120-136	28-7	12-20	40-27	Anthony – 27	Hamilton – 24	22,076
68	3/19	@Philadelphia	L	113-115	28-7	12-21	40-28	Iverson – 32	Miller – 28	20,674
69	3/21	@New Jersey	W	125-114	28-7	13-21	41-28	Iverson – 26	Carter – 32	17,949
70	3/23	@Toronto	W	109-100	28-7	14-21	42-28	Iverson – 36	Bosh/Calderon – 17	19,800
71	3/24	@Memphis	W	120-106	28-7	15-21	43-28	Smith – 27	Gay – 30	12,317
72	3/27	DALLAS	W	118-105	29-7	15-21	44-28	Anthony – 32	Howard – 30	18,247
73	3/29	GOLDEN STATE	W	119-112	30-7	15-21	45-28	Martin – 30	Davis – 28	19,844$
74	3/31	@Phoenix	L	117-132	30-7	15-22	45-29	Smith – 23	Stoudemire – 41	18,422
75	4/1	PHOENIX	W	126-120	31-7	15-22	46-29	Iverson – 31	Stoudemire – 25	18,870
76	4/5	SACRAMENTO	L	115-118	31-8	15-22	46-30	Anthony – 47	Martin – 36	18,921
77	4/6	@Seattle	L	147-151**	31-8	15-23	46-31	Anthony – 38	Durant – 37	13,104
78	4/8	@L.A. Clippers	W	117-99	31-8	16-23	47-31	Anthony – 36	Mobley – 25	19,060
79	4/10	@Golden State	W	114-105	31-8	17-23	48-31	Iverson – 33	Ellis – 29	20,737
80	4/12	@Utah	L	97-124	31-8	17-24	48-32	Iverson – 28	Boozer/Brewer/Okur – 20	19,911
81	4/13	HOUSTON	W	111-94	32-8	17-24	49-32	Iverson – 33	Head – 19	19,720$
82	4/16	MEMPHIS	W	120-111	33-8	17-24	50-32	Iverson – 21	Lowry – 22	17,892

* Denotes number of overtime periods

$ Pepsi Center sellout

2008-09 ROSTER

NO.	PLAYER	POS	HT	WT	COLLEGE	EXP.
11	Chris Andersen	F/C	6-10	228	Blinn (Texas) J.C.	6
15	Carmelo Anthony	F	6-8	230	Syracuse	5
12	Chucky Atkins	G	5-11	185	South Florida	10
32	Renaldo Balkman	F	6-8	210	South Carolina	2
7	Chauncey Billups	G	6-3	202	Colorado	11
25	Anthony Carter	G	6-2	195	Hawaii	9
6	Jason Hart	G	6-3	180	Syracuse	7
5	Juwan Howard	F	6-9	253	Michigan	14
45	Steven Hunter	C/F	7-0	240	DePaul	7
3	Allen Iverson	G	6-0	180	Georgetown	12
30	Dahntay Jones	G/F	6-6	210	Duke	5
43	Linas Kleiza	F	6-8	245	Missouri	3
4	Kenyon Martin	F	6-9	230	Cincinnati	8
24	Antonio McDyess	F	6-9	245	Alabama	12
31	Nenê	F/C	6-11	250	Brazil	6
27	Johan Petro	C	7-0	247	France	3
35	Cheikh Samb	C	7-1	245	Senegal	1
1	J.R. Smith	G	6-6	220	St. Benedict's Prep (NJ)	4
13	Sonny Weems	G/F	6-6	203	Arkansas	R

Head Coach: ..... George Karl (North Carolina)
Assistant Coaches: ..... Adrian Dantley (Notre Dame), Tim Grgurich (Pittsburgh), ... John Welch (UNLV)
Assistant Coach/Player Development: ..... Jamahl Mosley (Colorado)
Assistant Coach/Advance Scout: ..... Chad Iske (Kansas)
Player Development Coach: ..... Stacey Augmon (UNLV), Larry Mangino (Montclair State)
Asst. Coach/Strength & Conditioning: ..... Steve Hess (Ithaca)
Athletic Trainer: ..... Jim Gillen (Ft. Hays State)
Asst. Athletic Trainer/
Asst. Strength & Conditioning Coach: ..... Matt Friia (Ithaca), Dan Shimensky (Central Washington)

NUGGETS 2008-09 TEAM HIGHS & LOWS

	HIGH	LOW
Points	135 vs. IND, 1/5	70 @ NJ, 2/7
Field Goals Made	50 (2) vs. IND, 1/5	25 vs. BOS, 2/23
Field Goals Attempted	99 vs. NJ, 3/16	65 @ SA, 11/19
Field Goal Percentage	.598 (49-82) vs. TOR, 12/2	.337 (28-83) vs. POR, 4/15
Three-Pointers Made	15 vs. PHI, 12/26	2 (2) vs. DET, 1/9
Three-Pointers Attempted	31 vs. PHI, 12/26	8 vs. LAC, 3/14
Three-Point Percentage	.667 (6-9) @ OKC, 2/4	.133 (2-15) @ GS, 11/5
Free-Throws Made	40 vs. MIL, 11/18	10 (2) vs. NY, 3/31
Free-Throws Attempted	48 vs. MIL, 11/18	13 @ BOS, 11/14

	HIGH	LOW
Free-Throw Percentage	.960 (24-25) vs. PHI, 12/26	.500 (10-20) vs. NY, 3/31
Total Rebounds	60 @ LAC (OT), 10/31	27 @ ATL, 12/29
Offensive Rebounds	25 vs. NJ, 3/16	3 (2) @ ORL, 2/11
Defensive Rebounds	45 @ LAC (OT), 10/31	18 @ ATL, 12/29
Assists	38 vs. IND, 1/5	9 @ POR, 4/15
Steals	15 (4) @ PHX, 3/23	2 vs. BOS, 2/23
Turnovers	27 @ MEM, 1/27	6 vs. NJ, 3/16
Blocked Shots	15 @ MEM, 1/27	0 @ HOU, 12/16 *
Personal Fouls	32 (4) @ LAL, 4/9	11 @ MIN, 11/29

OPPONENTS 2008-09 TEAM HIGHS & LOWS

	HIGH	LOW
Points	120 (2) @ MIL, 2/22	73 @ ORL, 2/11
Field Goals Made	47 @ CLE, 11/13	21 @ ORL, 2/11
Field Goals Attempted	100 by GS, 3/28	68 @ NO, 3/25
Field Goal Percentage	.584 (45-77) @ OKC, 1/2	.293 (29-99) @ SAC, 12/6
Three-Pointers Made	14 (3) by GS, 3/28	2 (4) by LAL, 2/27
Three-Pointers Attempted	35 (2) @ NY, 12/28	8 @ UTA, 10/29
Three-Point Percentage	.615 (8-13) @ OKC, 1/2	.095 (2-21) by LAL, 2/27
Free-Throws Made	37 @ LAL, 4/9	9 (4) by SAC, 4/13
Free-Throws Attempted	46 @ LAL, 4/9	10 @ MIN, 11/29

	HIGH	LOW
Free-Throw Percentage	.958 (23-24) by MIN, 12/10	.571 (20-35) by HOU, 3/9
Total Rebounds	54 @ NJ, 2/7	30 (3) by LAC, 3/17
Offensive Rebounds	26 @ SAC, 12/6	2 @ SAC, 3/8 *
Defensive Rebounds	39 by HOU, 3/9	17 @ MIL, 2/22
Assists	32 by IND, 1/5	12 (3) @ ORL, 2/11
Steals	14 by LAC, 3/14	1 @ ATL, 12/29
Turnovers	26 @ MEM, 1/27	6 @ DAL, 3/27
Blocked Shots	11 @ GS, 11/5	1 (4) by POR, 3/5
Personal Fouls	36 (2) by UTA, 4/2	14 @ OKC, 2/4

* Denotes NBA High/Low

2008-09 GAME-BY-GAME RESULTS (54-28)

NO.	DATE	OPPONENT	W-L	SCORE	HOME	ROAD	TOTAL	DEN. HIGH SCORER	OPP. HIGH SCORER	ATTEND.
1	10/29	@Utah	L	94-98	0-0	0-1	0-1	Iverson/Martin – 18	Boozer – 25	19,911
2	10/31	@L.A. Clippers	W	113-103*	0-0	1-1	1-1	Iverson – 25	Thornton – 30	11,418
3	11/1	L.A. LAKERS	L	97-104	0-1	1-1	1-2	Carter – 20	Bryant – 33	19,651 $
4	11/5	@Golden State	L	101-111	0-1	1-2	1-3	Anthony – 28	Jackson – 29	18,194
5	11/7	DALLAS	W	108-105	1-1	1-2	2-3	Anthony – 28	Nowitzki – 23	19,175 $
6	11/9	MEMPHIS	W	100-90	2-1	1-2	3-3	Anthony – 24	Mayo – 31	14,359
7	11/11	@Charlotte	W	88-80	2-1	2-2	4-3	Anthony – 25	Richardson – 23	10,753
8	11/13	@Cleveland	L	99-110	2-1	3-3	4-4	Billups – 26	M. Williams – 24	20,562
9	11/14	@Boston	W	94-85	2-1	4-3	5-4	Anthony/Billups – 18	Allen – 26	18,624
10	11/16	MINNESOTA	W	90-84	3-1	4-3	6-4	Billups – 26	Jefferson – 20	16,721
11	11/18	MILWAUKEE	W	91-81	4-1	4-3	7-4	Kleiza – 25	Bell – 25	14,413
12	11/19	@San Antonio	W	91-81	4-1	4-3	8-4	Billups – 22	Hill – 20	16,559
13	11/21	@L.A. Lakers	L	90-104	4-1	4-4	8-5	Nenê/Smith – 18	Bryant – 29	18,997
14	11/23	CHICAGO	W	114-101	5-1	4-4	9-5	Martin – 26	Gordon – 28	16,202
15	11/26	@L.A. Clippers	W	106-105	5-1	5-4	10-5	Anthony – 30	Gordon – 24	14,934
16	11/27	New Orleans	L	101-105	5-2	5-4	10-6	Smith – 32	Paul – 22	15,563
17	11/29	@Minnesota	W	106-97	5-2	6-4	11-6	Billups -27	Foye – 25	14,197
18	11/30	HOUSTON	W	104-94	6-2	6-4	12-6	Billups – 28	Yao – 18	17,201
19	12/2	TORONTO	W	132-93	7-2	6-4	13-6	Billups – 24	Bosh – 24	14,243
20	12/4	SAN ANTONIO	L	91-108	7-3	6-4	13-7	Anthony – 16	Parker – 22	15,866
21	12/6	@Sacramento	W	118-85	7-3	7-4	14-7	Billups -24	Salmons – 22	12,322
22	12/10	MINNESOTA	W	116-105	8-3	7-4	15-7	Anthony – 45	Foye/Jefferson – 26	14,007
23	12/13	GOLDEN STATE	W	123-105	9-3	7-4	16-7	Anthony – 27	Crawford – 25	15,322
24	12/15	@Dallas	W	98-88	9-3	8-4	17-7	Smith – 25	Nowitzki – 27	19,969
25	12/16	@Houston	L	96-108	9-3	8-5	17-8	Anthony – 22	Yao – 32	17,737
26	12/19	CLEVELAND	L	88-105	9-4	8-5	17-9	Billups – 16	James – 33	19,155 $
27	12/20	@Phoenix	L	101-108	9-4	8-6	17-10	Smith – 23	Stoudemire – 27	18,422
28	12/22	PORTLAND	W	97-89	10-4	8-6	18-10	Billups/Nenê – 19	Aldridge – 20	18,611
29	12/23	@Portland	L	92-101	10-4	8-7	18-11	Kleiza – 20	Aldridge – 22	20,007
30	12/26	PHILADELPHIA	W	105-101	11-4	8-7	19-11	Smith 27	Iguodala – 24	19,155 $
31	12/28	@New York	W	117-110	11-4	9-7	20-11	Anthony – 32	Robinson – 20	19,763
32	12/29	@Atlanta	L	91-109	11-4	9-8	20-12	Martin – 19	Johnson -25	17,131
33	12/31	@Toronto	W	114-107	11-4	10-8	21-12	Nenê – 21	Bargnani – 26	18,879
34	1/2	@Oklahoma City	W	122-120	11-4	11-8	22-12	Anthony – 31	Durant – 33	18,613
35	1/3	NEW ORLEANS	W	105-100	12-4	11-8	23-12	Anthony – 22	Paul – 30	19,614 $
36	1/5	INDIANA	W	135-115	13-4	11-8	24-12	Martin – 25	Granger – 36	14,255
37	1/7	MIAMI	W	108-97	14-4	11-8	25-12	Billups/Kleiza/Smith – 21	Wade – 31	15,459
38	1/9	DETROIT	L	90-93	14-5	11-8	25-13	Billups – 30	Iverson – 23	19,682 $
39	1/13	DALLAS	W	99-97	15-5	11-8	26-13	Billups – 23	Nowitzki – 44	14,158
40	1/15	PHOENIX	W	119-113*	16-5	11-8	27-13	Billups – 26	Hill – 25	18,073
41	1/17	ORLANDO	L	88-106	16-6	11-8	27-14	Kleiza – 26	Turkoglu – 31	19,749 $
42	1/19	@Houston	L	113-115	16-6	11-9	27-15	Smith – 24	Yao – 31	18,199
43	1/20	SACRAMENTO	W	118-99	17-6	11-9	28-15	Kleiza – 27	Martin – 25	15,164
44	1/25	UTAH	W	117-97	18-6	11-9	29-15	Nenê – 28	Brewer – 16	17,895
45	1/27	@Memphis	W	100-85	18-6	12-9	30-15	Billups – 29	Mayo – 19	11,338
46	1/28	@New Orleans	L	81-94	18-6	12-10	30-16	Martin – 22	Stojakovic – 26	15,792
47	1/30	CHARLOTTE	W	110-99	19-6	12-10	31-16	Nenê – 22	Bell – 27	18,463
48	2/3	SAN ANTONIO	W	104-96	20-6	12-10	32-16	Anthony – 35	Mason – 26	18,536
49	2/4	@Oklahoma City	W	114-113	20-6	13-10	33-16	Anthony – 32	Durant – 31	18,332
50	2/6	@Washington	W	124-103	20-6	14-10	34-16	Anthony – 23	Jamison – 26	20,173
51	2/7	@New Jersey	L	70-114	20-6	14-11	34-17	Anthony – 15	Harris – 28	17,697
52	2/10	@Miami	W	99-82	20-6	15-11	35-17	Billups – 23	Wade – 33	16,784
53	2/11	@Orlando	W	82-73	20-6	16-11	36-17	Anthony – 29	Howard – 16	17,461
54	2/18	@Philadelphia	W	101-89	20-6	17-11	37-17	Anthony – 26	Miller – 17	15,979
55	2/20	@Chicago	L	99-116	20-6	17-12	37-18	Billups – 25	Gordon – 37	21,970
56	2/22	@Milwaukee	L	117-120	20-6	17-13	37-19	Anthony – 33	Villanueva – 36	14,891
57	2/23	BOSTON	L	76-114	20-7	17-13	37-20	Smith – 19	Allen – 26	19,784 $
58	2/25	ATLANTA	W	110-109	21-7	17-13	38-20	Billups – 33	Williams – 31	18,418
59	2/27	L.A. LAKERS	W	90-79	22-7	17-13	39-20	Billups/Smith – 22	Bryant – 29	19,920 $
60	3/1	@Indiana	L	94-100	22-7	17-14	39-21	Billups – 27	Jack – 28	12,458
61	3/3	@Detroit	L	95-100	22-7	17-15	39-22	Billups – 34	Prince – 23	22,076
62	3/5	PORTLAND	W	106-90	23-7	17-15	40-22	Anthony – 38	Roy – 22	16,801
63	3/6	@Utah	L	91-97	23-7	17-16	40-23	Smith – 27	Williams – 25	19,911
64	3/8	@Sacramento	L	106-114	23-7	17-17	40-24	Anthony – 32	Martin – 26	12,678
65	3/9	HOUSTON	L	95-97	23-8	17-17	40-25	Billups – 28	Artest – 22	16,020
66	3/11	OKLAHOMA CITY	W	112-99	24-8	17-17	41-25	Anthony – 22	Green – 19	16,186
67	3/14	L.A. CLIPPERS	W	107-94	25-8	17-17	42-25	Balkman – 22	Thornton – 19	18,676
68	3/16	NEW JERSEY	W	121-96	26-8	17-17	43-25	Nenê/Smith – 19	Carter – 32	16,223
69	3/18	@Memphis	W	111-109	26-8	18-17	44-25	Anthony – 35	Gay – 30	11,087
70	3/20	WASHINGTON	W	116-105	27-8	18-17	45-25	Smith – 40	Jamison – 27	18,231
71	3/23	@Phoenix	L	115-118	27-8	18-18	45-26	Anthony – 29	Hill – 23	18,422
72	3/25	@New Orleans	W	101-88	27-8	19-18	46-26	Anthony – 29	Paul – 19	17,274
73	3/27	@Dallas	W	103-101	27-8	20-18	47-26	Anthony – 43	Nowitzki – 26	20,310
74	3/28	GOLDEN STATE	W	129-116	28-8	20-18	48-26	Anthony – 31	Crawford – 30	19,155 $
75	3/31	NEW YORK	W	111-104	29-8	20-18	49-26	Anthony – 29	Robinson – 30	17,851
76	4/2	UTAH	W	114-104	30-8	20-18	50-26	Smith – 28	Miles – 19	17,969
77	4/4	L.A. CLIPPERS	W	120-104	31-8	20-18	51-26	Smith – 34	Randolph – 22	17,880
78	4/5	@Minnesota	W	110-87	31-8	21-18	52-26	Anthony – 23	Telfair – 18	16,839
79	4/8	OKLAHOMA CITY	W	122-112	32-8	21-18	53-26	Anthony – 31	Durant – 31	16,536
80	4/9	@L.A. Lakers	L	102-116	32-8	21-19	53-27	Anthony – 23	Bryant – 33	18,997
81	4/13	SACRAMENTO	W	118-98	33-8	21-19	54-27	Smith – 45	Diogu – 32	15,823
82	4/15	@Portland	L	76-104	33-8	21-20	54-28	Billups – 13	Outlaw – 21	20,652

* Denotes number of overtime periods

$ Pepsi Center sellout

2009-10 ROSTER

NO.	PLAYER	POS	HT	WT	COLLEGE	EXP.
6	Arron Afflalo	G	6-5	215	UCLA	2
30	Malik Allen	F	6-10	255	Villanova	8
11	Chris Andersen	F/C	6-10	228	Blinn (Texas) J.C.	7
15	Carmelo Anthony	F	6-8	230	Syracuse	6
32	Renaldo Balkman	F	6-8	210	South Carolina	3
1	Chauncey Billups	G	6-3	202	Colorado	12
43	Brian Butch	C	6-11	240	Wisconsin	R
25	Anthony Carter	G	6-2	195	Hawaii	10
14	Joey Graham	F	6-7	225	Oklahoma State	4
22	Coby Karl	G	6-5	215	Boise State	1
3	Ty Lawson	G	5-11	195	North Carolina	R
4	Kenyon Martin	F	6-9	230	Cincinnati	9
31	Nenê	F/C	6-11	250	Brazil	7
27	Johan Petro	C	7-0	247	France	4
5	J.R. Smith	G	6-6	220	St. Benedict's Prep (NJ)	5

Head Coach: George Karl (North Carolina)
Assistant Coaches: Adrian Dantley (Notre Dame), Tim Grgurich (Pittsburgh), John Welch (UNLV)
Assistant Coach/Player Development: Jamahl Mosley (Colorado)
Assistant Coach/Advance Scout: Chad Iske (Kansas)
Player Development Coach: Stacey Augmon (UNLV), Larry Mangino (Montclair State)
Asst. Coach/Strength & Conditioning: Steve Hess (Ithaca)
Athletic Trainer: Jim Gillen (Ft. Hays State)
Asst. Athletic Trainer/
Asst. Strength & Conditioning Coach: Matt Friia (Ithaca), Dan Shimensky (Central Washington)

NUGGETS 2009-10 TEAM HIGHS & LOWS

	HIGH	LOW
Points	135 vs. GS, 12/1	84 @ OKC, 1/29
Field Goals Made	52 vs. GS, 12/1	27 @ OKC, 1/29
Field Goals Attempted	100 @ CLE, 2/18 (OT)	61 @ POR, 10/29
Field Goal Percentage	.615 (48-78) vs. TOR, 11/17	.359 (28-78) @ LAL, 2/28
Three-Pointers Made	16 @ GS, 2/25	2 (5) vs. NO, 3/18
Three-Pointers Attempted	32 vs. MEM, 4/12	9 @ SA, 12/5
Three-Point Percentage	.750 (9-12) @ SA, 1/31	.125 (2-16) @ CHA, 12/8
Free-Throws Made	41 vs. UTA, 1/17 *	8 @ ORL, 3/28
Free-Throws Attempted	49 (2) vs. UTA, 1/17 *	11 @ ORL, 3/28

	HIGH	LOW
Free-Throw Percentage	.923 (24-26) @ PHI, 12/7	.571 (20-35) @ SAC, 12/28
Total Rebounds	61 vs. NO, 1/23 (OT)	31 (3) vs. SA, 4/10
Offensive Rebounds	20 (4) vs. MIL, 3/20	3 vs. TOR, 11/17
Defensive Rebounds	41 vs. NO, 1/23 (OT)	22 (3) @ PHX, 4/13
Assists	36 vs. MEM, 11/1	7 @ HOU, 1/27
Steals	16 vs. NJ, 11/24	3 (3) @ ORL, 3/28
Turnovers	23 @ OKC, 1/29	5 @ CLE, 2/18 (OT)
Blocked Shots	11 (2) vs. MEM, 4/12	1 (3) @ TOR, 3/26
Personal Fouls	30 (2) vs. IND, 3/5	13 @ CHI, 11/10

OPPONENTS 2009-10 TEAM HIGHS & LOWS

	HIGH	LOW
Points	125 (3) @ HOU, 3/15	79 by LAL, 11/13
Field Goals Made	48 by MEM, 11/1	27 by OKC, 3/3
Field Goals Attempted	99 @ MIN, 11/25	66 by PHX, 12/12
Field Goal Percentage	.578 (48-83) by MEM, 11/1	.325 (27-83) by OKC, 3/3
Three-Pointers Made	14 @ PHX, 4/13	1 (2) @ OKC, 4/7
Three-Pointers Attempted	31 (2) by ORL, 1/13	8 by NO, 3/18
Three-Point Percentage	.600 (6-10) by UTA, 10/28	.059 (1-17) by LAC, 1/21
Free-Throws Made	33 (2) by IND, 3/5	8 (2) by LAC, 4/3
Free-Throws Attempted	45 by SA, 4/10	9 @ PHI, 12/7

	HIGH	LOW
Free-Throw Percentage	.933 (14-15) by PHX, 2/3	.542 (13-24) by BOS, 2/21
Total Rebounds	58 @ TOR, 3/26	28 by DAL, 2/9
Offensive Rebounds	22 @ MEM, 12/20	5 (2) by PHX, 12/12
Defensive Rebounds	43 (2) @ TOR, 3/26	21 @ MEM, 3/13
Assists	30 (3) @ BOS, 3/24	12 @ NJ, 11/4
Steals	16 @ LAL, 2/28	2 (2) by MIL, 3/20
Turnovers	26 (2) by OKC, 3/3	7 (2) @ NJ, 11/4
Blocked Shots	12 by BOS, 2/21	1 (4) @ NY, 3/23
Personal Fouls	34 @ BOS, 3/24	14 (2) @ ORL, 3/28

* Denotes NBA High/Low

2009-10 GAME-BY-GAME RESULTS (53-29)

NO.	DATE	OPPONENT	W-L	SCORE	HOME	ROAD	TOTAL	DEN. HIGH SCORER	OPP. HIGH SCORER	ATTEND.
1	10/28	UTAH	W	114-105	1-0	0-0	1-0	Anthony – 30	Williams – 28	19,155 $
2	10/29	@Portland	W	97-94	1-0	1-0	2-0	Anthony – 41	Roy – 30	20,218
3	11/1	MEMPHIS	W	133-123	2-0	1-0	3-0	Anthony – 42	Mayo – 40	15,823
4	11/3	@Indiana	W	111-93	2-0	2-0	4-0	Anthony – 25	D. Jones – 20	10,627
5	11/4	@New Jersey	W	122-94	2-0	3-0	5-0	Lawson – 23	Douglas-Roberts – 19	15,319
6	11/6	@Miami	L	88-96	2-0	3-1	5-1	Anthony – 30	Wade – 22	19,600
7	11/7	@Atlanta	L	100-125	2-0	3-2	5-2	Anthony – 30	Crawford – 25	17,801
8	11/10	@Chicago	W	90- 89	2-0	4-2	6-2	Anthony – 20	Rose – 22	21,409
9	11/11	@Milwaukee	L	102-108	2-0	4-3	6-3	Anthony – 32	Jennings – 32	12,987
10	11/3	L.A. LAKERS	W	105-79	3-0	4-3	7-3	Anthony – 25	Bryant/Bynum – 19	19,652 $
11	11/17	TORONTO	W	130-112	4-0	4-3	8-3	Anthony – 32	DeRozan – 17	16,446
12	11/20	@L.A. Clippers	L	99-106	4-0	4-4	8-4	Anthony – 37	Butler – 27	18,155
13	11/21	CHICAGO	W	112-93	5-0	4-4	9-4	Anthony – 30	Rose – 28	19,359 $
14	11/24	NEW JERSEY	W	101-87	6-0	4-4	10-4	Anthony – 27	Harris/Alston – 19	16,307
15	11/25	@Minnesota	W	124-111	6-0	5-4	11-4	Anthony – 22	Brewer – 22	13,101
16	11/27	NEW YORK	W	128-125	7-0	5-4	12-4	Anthony – 50	Harrington – 41	19,155 $
17	11/29	MINNESOTA	L	100-106	7-1	5-4	12-5	Anthony – 32	Gomes – 27	15,147
18	12/1	GOLDEN STATE	W	135-107	8-1	5-4	13-5	Anthony – 25	Morrow – 27	14,570
19	12/3	MIAMI	W	114-96	9-1	5-4	14-5	Anthony – 22	Wade – 25	14,998
20	12/5	@San Antonio	W	106-99	9-1	6-4	15-5	Anthony – 34	Parker – 27	17,592
21	12/7	@Philadelphia	W	93-83	9-1	7-4	16-5	Billups – 31	Iguodala – 31	20,664
22	12/8	@Charlotte	L	95-107	9-1	7-5	16-6	Anthony – 34	Jackson/Wallace – 25	14,127
23	12/10	@Detroit	L	99-101	9-1	7-6	16-7	Anthony – 40	Villanueva – 27	17,176
24	12/12	PHOENIX	W	105-99	10-1	7-6	17-7	Anthony – 32	Nash – 28	19,155 $
25	12/14	OKLAHOMA CITY	W	102-93	11-1	7-6	18-7	Anthony – 31	Durant – 32	16,022
26	12/16	HOUSTON	W	111-101	12-1	7-6	19-7	Anthony – 38	Brooks – 23	15,753
27	12/18	@New Orleans	L	92-98	12-1	7-7	19-8	Smith – 25	Paul – 30	14,453
28	12/20	@Memphis	L	96-102	12-1	7-8	19-9	Anthony – 41	Randolph – 32	13,385
29	12/23	ATLANTA	W	124-104	13-1	7-8	20-9	Smith – 41	Crawford – 24	19,155 $
30	12/25	@Portland	L	96-107	13-1	7-9	20-10	Anthony – 32	Roy – 41	20,664
31	12/27	DALLAS	L	96-104	13-2	7-9	20-11	Martin – 18	Gooden – 19	19,756 $
32	12/28	@Sacramento	L	101-106	13-2	7-10	20-12	Anthony – 34	Nocioni – 21	14,548
33	1/2	@Utah	W	105-95	13-2	8-10	21-12	Lawson – 23	Boozer – 18	19,911
34	1/3	PHILADELPHIA	L	105-108	13-3	8-10	21-13	Nenê – 24	Iverson – 17	19,155 $
35	1/5	GOLDEN STATE	W	123-122	14-3	8-10	22-13	Martin – 27	Maggette – 35	15,129
36	1/8	CLEVELAND	W	99-97	15-3	8-10	23-13	Billups – 23	James – 35	19,996 $
37	1/9	@Sacramento	L	100-102	15-3	8-11	23-14	Billups – 27	Evans – 27	14,411
38	1/11	MINNESOTA	W	105-94	16-3	8-11	24-14	Anthony – 24	Brewer – 25	14,669
39	1/13	ORLANDO	W	115-97	17-3	8-11	25-14	Anthony – 27	Barnes – 28	18,475
40	1/17	UTAH	W	119-112	18-3	8-11	26-14	Anthony – 37	Williams – 23	19,519 $
41	1/20	@Golden State	W	123-118 (OT)	18-3	9-11	27-14	Billups – 37	Ellis – 39	17,223
42	1/21	L.A. CLIPPERS	W	105-85	19-3	9-11	28-14	Anthony – 28	Smith – 21	15,343
43	1/23	NEW ORLEANS	W	116-110 (OT)	20-3	9-11	29-14	Anthony – 30	Paul – 26	19,807 $
44	1/25	CHARLOTTE	W	104-93	21-3	9-11	30-14	Billups – 27	Jackson – 22	16,909
45	1/27	@Houston	W	97-92	21-3	10-11	31-14	Smith – 22	Brooks – 22	16,357
46	1/29	@Oklahoma City	L	84-101	21-3	10-12	31-15	Billups – 19	Durant – 30	18,203
47	1/31	@San Antonio	W	103-89	21-3	11-12	32-15	Martin – 27	Hill – 17	17,607
48	2/1	SACRAMENTO	W	112-109 (OT)	22-3	11-12	33-15	Martin – 24	Hawes – 23	15,544
49	2/3	PHOENIX	L	97-109	22-4	11-12	33-16	Nenê/Smith – 15	Stoudemire/Richardson – 20	19,155 $
50	2/5	@L.A. Lakers	W	126-113	22-4	12-12	34-16	Billups – 39	Bryant – 33	18,997
51	2/6	@Utah	L	106-116	22-4	12-13	34-17	Lawson – 25	Kirilenko – 22	19,911
52	2/9	DALLAS	W	127-91	23-4	12-13	35-17	Nene – 21	Nowitzki – 17	17,485
53	2/11	SAN ANTONIO	L	92-111	23-5	12-13	35-18	Nenê – 20	Hill/Blair – 17	18,611
54	2/18	@Cleveland	W	118-116 (OT)	23-5	13-13	36-18	Anthony – 40	James – 43	20,562
55	2/19	@Washington	L	97-107	23-5	13-14	36-19	Billups – 28	Thornton – 21	17,212
56	2/21	BOSTON	W	114-105	24-5	13-14	37-19	Billups – 26	R. Allen – 25	19,818 $
57	2/25	@Golden State	W	127-112	24-5	14-14	38-19	Billups – 37	Curry – 30	18,555
58	2/26	DETROIT	W	107-102	25-5	14-14	39-19	Billups – 25	Hamilton – 20	19,845 $
59	2/28	@L.A. Lakers	L	89-95	25-5	14-15	39-20	Anthony – 21	Odom – 20	18,997
60	3/1	@Phoenix	L	85-101	25-5	14-16	39-21	Billups – 21	Hill/Stoudemire – 19	18,159
61	3/3	OKLAHOMA CITY	W	119-90	26-5	14-16	40-21	Anthony – 30	Harden – 19	18,822
62	3/5	INDIANA	W	122-114	27-5	14-16	41-21	Anthony – 34	Granger – 32	19,155 $
63	3/7	PORTLAND	W	118-106	28-5	14-16	42-21	Anthony – 30	Bayless – 24	17,266
64	3/10	@Minnesota	W	110-102	28-5	15-16	43-21	Billups – 25	Brewer – 21	14,256
65	3/12	@New Orleans	W	102-95	28-5	16-16	44-21	Anthony – 32	West – 30	17,220
66	3/13	@Memphis	W	125-108	28-5	17-16	45-21	Smith – 30	Mayo – 25	17,023
67	3/15	@Houston	L	123-125	28-5	17-17	45-22	Anthony – 45	Brooks – 31	16,369
68	3/16	WASHINGTON	W	97-87	29-5	17-17	46-22	Anthony – 29	Blatche – 23	17,447
69	3/18	NEW ORLEANS	W	93-80	30-5	17-17	47-22	Anthony – 26	Collison/Thornton – 15	19,155 $
70	3/20	MILWAUKEE	L	97-102	30-6	17-17	47-23	Anthony/Billups – 29	Salmons – 26	19,390 $
71	3/23	@New York	L	104-109	30-6	17-18	47-24	Anthony – 36	Gallinari – 28	19,763
72	3/24	@Boston	L	99-113	30-6	17-19	47-25	Anthony – 32	Pierce – 27	18,624
73	3/26	@Toronto	W	97-96	30-6	18-19	48-25	Anthony – 25	Bosh – 18	19,800
74	3/28	@Orlando	L	97-103	30-6	18-20	48-26	Anthony – 26	Redick – 23	17,461
75	3/29	@Dallas	L	93-109	30-6	18-21	48-27	Smith – 27	Nowitzki – 34	20,085
76	4/1	PORTLAND	W	109-92	31-6	18-21	49-27	Anthony – 25	Miller – 24	19,155 $
77	4/3	L.A. CLIPPERS	W	98-90	32-6	18-21	50-27	Anthony – 24	Gordon – 23	19,155 $
78	4/7	@Oklahoma City	W	98-94	32-6	19-21	51-27	Billups – 29	Durant – 33	18,332
79	4/8	L.A. LAKERS	W	98-96	33-6	19-21	52-27	Anthony – 31	Gasol – 26	20,044 $
80	4/10	SAN ANTONIO	L	85-104	33-7	19-21	52-28	Billups – 27	Duncan – 18	19,155 $
81	4/12	MEMPHIS	W	123-101	34-7	19-21	53-28	Smith – 26	Conley – 22	19,155 $
82	4/13	@Phoenix	L	101-123	34-7	19-22	53-29	Anthony – 29	Stoudemire – 26	18,422

* Denotes number of overtime periods

$ Pepsi Center sellout

2010-11 ROSTER

NO.	PLAYER	POS	HT	WT	COLLEGE	EXP.
6	Arron Afflalo	G	6-5	215	UCLA	3
11	Chris Andersen	F/C	6-10	228	Blinn (Texas) J.C.	8
15	Carmelo Anthony	F	6-8	238	Syracuse	7
32	Renaldo Balkman	F	6-8	210	South Carolina	4
1	Chauncey Billups	G	6-3	202	Colorado	13
25	Anthony Carter	G	6-2	195	Hawaii	11
21	Wilson Chandler	F	6-8	225	DePaul	3
34	Melvin Ely	C/F	6-10	261	Fresno State	7
20	Raymond Felton	G	6-1	205	North Carolina	5
0	Gary Forbes	F	6-7	220	Massachusetts	R
8	Danilo Gallinari	F	6-10	225	Italy	2
7	Al Harrington	F	6-9	250	St. Patrick's HS (Elizabeth, NJ)	12
41	Kosta Koufos	C	7-0	265	Ohio State	2
3	Ty Lawson	G	5-11	195	North Carolina	1
4	Kenyon Martin - C	F	6-9	240	Cincinnati	10
25	Timofey Mozgov	C	7-1	250	Russia	R
31	Nenê	F/C	6-11	250	Brazil	8
5	J.R. Smith	G	6-6	220	St. Benedict's Prep (NJ)	6
23	Shelden Williams	F	6-9	250	Duke	4

Head Coach: George Karl (North Carolina)
Assistant Coaches: Adrian Dantley (Notre Dame), Melvin Hunt (Baylor), John Welch (UNLV)
Assistant Coach/Player Development: Stacey Augmon (UNLV)
Assistant Coach/Advance Scout: Chad Iske (Kansas)
Advance Scout: Jesse Mermuys (Arizona)
Asst. Coach/Strength & Conditioning: Steve Hess (Ithaca)
Athletic Trainer: Jim Gillen (Ft. Hays State)
Asst. Athletic Trainer/
Asst. Strength & Conditioning Coach: Matt Friia (Ithaca), Dan Shimensky (Central Washington)

NUGGETS 2010-11 TEAM HIGHS & LOWS

	HIGH	LOW
Points	138 vs. PHX, 11/28	82 @ ORL, 3/18
Field Goals Made	50 vs. GS, 4/11	25 @ POR, 11/18
Field Goals Attempted	102 @ LAC, 3/5 *	65 (2) @ NJ, 1/31
Field Goal Percentage	.608 (45-74) vs. CHA, 3/2	.359 (28-78) @ ORL, 3/18
Three-Pointers Made	19 vs. MIN, 4/9	3 (7) @ UTA, 4/13
Three-Pointers Attempted	38 vs. MIN, 4/9	8 vs. HOU, 1/3
Three-Point Percentage	.619 (13-21) (2) vs. CLE, 1/15	.176 (3-17) @ PHX, 11/15
Free-Throws Made	45 vs. LAC, 12/3 *	9 vs. DAL, 11/3
Free-Throws Attempted	59 vs. LAC, 12/3 *	12 vs. DAL, 11/3

	HIGH	LOW
Free-Throw Percentage	.923 (24-26) @ GS, 11/22	.559 (19-34) vs. MIN, 4/9
Total Rebounds	58 vs. SAC, 1/1	27 (2) @ NJN, 1/31
Offensive Rebounds	24 @ LAC, 3/5	3 (2) @ MIL, 2/16
Defensive Rebounds	45 (2) vs. BOS, 2/24	19 @ IND, 11/9
Assists	35 vs. MIN, 4/9	12 (3) @ SAC, 1/6
Steals	16 @ DAL, 11/6	0 @ SAC, 1/6
Turnovers	23 @ SAC, 1/6	6 vs. ATL, 2/28
Blocked Shots	11 vs. LAC, 12/3	0 @ PHI, 1/30
Personal Fouls	31 (2) vs. HOU, 2/7	8 vs. DET, 3/12

OPPONENTS 2010-11 TEAM HIGHS & LOWS

	HIGH	LOW
Points	144 @ IND, 11/9 *	75 by BOS, 2/24
Field Goals Made	56 @ IND, 11/9 *	27 by UTA, 10/27
Field Goals Attempted	102 by PHX, 11/28 *	68 (2) @ SA, 1/16
Field Goal Percentage	.644 (56-87) @ IND, 11/9	.367 (29-79) by CHA, 3/2
Three-Pointers Made	16 @ IND, 11/9	2 (5) by SAC, 4/1
Three-Pointers Attempted	32 (3) by SA, 3/23	6 @ MEM, 2/13
Three-Point Percentage	.600 (9-15) @ NJ, 1/31	.105 (2-19) by ATL, 2/28
Free-Throws Made	31 by UTA, 10/27	6 by SAC, 1/1
Free-Throws Attempted	43 by UTA, 10/27	7 by DET, 3/12

	HIGH	LOW
Free-Throw Percentage	1.000 (7-7_ by DET, 3/12	.400 (6-15) by SAC, 1/1
Total Rebounds	57 @ LAC, 1/5	28 by CHA, 3/2
Offensive Rebounds	19 @ LAC, 1/5	3 (2) by BOS, 2/24
Defensive Rebounds	43 (2) @ POR, 2/25 (OT)	21 (2) @ NO, 3/14
Assists	37 @ IND, 11/9 *	12 @ DAL, 11/6
Steals	15 by SAC, 1/1	2 by NO, 1/9
Turnovers	22 by UTA, 10/27	6 (2) @ NY, 12/12
Blocked Shots	12 (2) by NY, 11/16	1 (3) by DET, 3/12
Personal Fouls	37 by LAC, 12/3 *	15 by MIA, 1/13

*Denotes NBA High/Low

2010-11 GAME-BY-GAME RESULTS (50-32)

NO.	DATE	OPPONENT	W-L	SCORE	HOME	ROAD	TOTAL	DEN. HIGH SCORER	OPP. HIGH SCORER	ATTEND.
1	10/27	UTAH	W	110-88	1-0	0-0	1-0	Anthony-23	Williams-17	19,155 $
2	10/29	@New Orleans	L	95-101	1-0	0-1	1-1	Anthony-24	Paul-18	12,474
3	10/30	@Houston	W	107-94	1-0	1-1	2-1	Harrington-28	Scola-28	18,161
4	11/3	DALLAS	L	101-102	1-1	1-1	2-2	Anthony-20	Nowitzki-35	14,159
5	11/5	L.A. CLIPPERS	W	111-104	2-1	1-1	3-2	Anthony-30	Griffin-26	15,559
6	11/6	@Dallas	W	103-92	2-1	2-1	4-2	Anthony-27	Terry-26	19,948
7	11/8	@Chicago	L	92-94	2-1	2-2	4-3	Anthony-32	Rose-18	21,355
8	11/9	@Indiana	L	113-144	2-1	2-3	4-4	Lawson-19	Dunleavy-31	11,122
9	11/11	L.A. LAKERS	W	118-112	3-1	2-3	5-4	Anthony-32	Bryant-34	19,155 $
10	11/15	@Phoenix	L	94-100	3-1	2-4	5-5	Anthony-20	Warrick-21	17,744
11	11/16	NEW YORK	W	120-118	4-1	2-4	6-5	Anthony-26	Stoudemire-24	15,190
12	11/18	@Portland	L	83-86	4-1	2-5	6-6	Anthony-18	Aldridge-24	20,532
13	11/20	NEW JERSEY	W	107-103	5-1	2-5	7-6	Anthony-28	Lopez-20	16,396
14	11/22	@Golden State	W	106-89	5-1	3-5	8-6	Anthony-39	Ellis-20	18,023
15	11/26	CHICAGO	W	98-97	6-1	3-5	9-6	Anthony-22	Watson-33	19,155 $
16	11/28	PHOENIX	W	138-133	7-1	3-5	10-6	Smith-30	Richardson-39	15,482
17	12/1	MILWAUKEE	W	105-94	8-1	3-5	11-6	Nene-24	Salmons-21	14,221
18	12/3	L.A. CLIPPERS	W	109-104	9-1	3-5	12-6	Anthony-26	Gordon-24	15,829
19	12/5	MEMPHIS	W	108-107	10-1	3-5	13-6	Nene-27	Gay-24	15,017
20	12/7	@Charlotte	L	98-100	10-1	3-6	13-7	Billups-25	Jackson-23	15,737
21	12/8	@Boston	L	89-105	10-1	3-7	13-8	Lawson-24	Allen-28	18,624
22	12/10	@Toronto	W	123-116	10-1	4-7	14-8	Harrington-31	Kleiza-26	14,714
23	12/12	@New York	L	125-129	10-1	4-8	14-9	Anthony-31	Stoudemire-30	19,387
24	12/14	ORLANDO	W	111-94	11-1	4-8	15-9	Anthony-35	Redick-29	16,247
25	12/16	SAN ANTONIO	L	112-113	11-2	4-8	15-10	Anthony-31	Duncan-28	16,190
26	12/18	MINNESOTA	W	115-113	12-2	4-8	16-10	Anthony-24	Love-43	15,409
27	12/22	@San Antonio	L	103-109	12-2	4-9	16-11	Lawson/Smith-22	Ginobili/Neal-22	18,581
28	12/25	@Oklahoma City	L	106-114	12-2	4-10	16-12	Billups-30	Durant-44	18,203
29	12/26	PHILADELPHIA	L	89-95	12-3	4-10	16-13	Billups-24	Holiday-22	19,155 $
30	12/28	PORTLAND	W	95-77	13-3	4-10	17-13	Billups-18	Aldridge-18	17,388
31	12/29	@Minnesota	W	119-113	13-3	5-10	18-13	Billups-36	Beasley-33	17,093
32	1/1	SACRAMENTO	W	104-86	14-3	5-10	19-13	Billups-22	Thompson-17	17,466
33	1/3	HOUSTON	W	113-106	15-3	5-10	20-13	Anthony-33	Scola-24	17,136
34	1/5	@L.A. Clipper	L	93-106	15-3	5-11	20-14	Anthony-31	Gordon-28	17,540
35	1/6	@Sacramento	L	102-122	15-3	5-12	20-15	Anthony-26	Evans-27	13,184
36	1/9	NEW ORLEANS	L	87- 96	15-4	5-12	20-16	Harrington-20	Paul-20	16,283
37	1/11	PHOENIX	W	132-98	16-4	5-12	21-16	Afflalo-31	Nash/Carter-15	14,874
38	1/13	MIAMI	W	130-102	17-4	5-12	22-16	Smith-28	Bosh-24	19,155 $
39	1/15	CLEVELAND	W	127-99	18-4	5-12	23-16	Nene-22	Sessions-21	17,668
40	1/16	@San Antonio	L	97-110	18-4	5-13	23-17	Harrington-18	Parker-30	18,581
41	1/19	OKLAHOMA CITY	W	112-107	19-4	5-13	24-17	Anthony-35	Westbrook-28	16,872
42	1/21	L.A. LAKERS	L	97-107	19-5	5-13	24-18	Anthony-23	Gasol/Artest-19	19,155 $
43	1/23	INDIANA	W	121-107	20-5	5-13	25-18	Anthony-36	Hansbrough-27	17,047
44	1/25	@Washington	W	120-109	20-5	6-13	26-18	Anthony-23	Young-26	16,121
45	1/26	@Detroit	W	109-100	20-5	7-13	27-18	Billups-26	Bynum-19	16,212
46	1/28	@Cleveland	W	117-103	20-5	8-13	28-18	Anthony-33	Hickson-24	19,642
47	1/30	@Philadelphia	L	99-110	20-5	8-14	28-19	Billups-27	Igoodala-24	15,612
48	1/31	@New Jersey	L	99-115	20-5	8-15	28-20	Anthony-37	Lopez-27	14,039
49	2/2	PORTLAND	W	109-90	21-5	8-15	29-20	Nene-22	Matthews-19	15,258
50	2/4	UTAH	L	106-113	21-6	8-15	29-21	Anthony-31	Jefferson-28	19,155 $
51	2/5	@Minnesota	W	113-100	21-6	9-15	30-21	Anthony-25	Beasley-23	15,389
52	2/7	HOUSTON	L	103-108	21-7	9-15	30-22	Anthony-50	Martin-37	14,595
53	2/9	@Golden State	L	114-116	21-7	9-16	30-23	Anthony-29	Ellis-37	18,430
54	2/10	DALLAS	W	121-120	22-7	9-16	31-23	Anthony-42	Terry-25	12,673
55	2/13	@Memphis	L	108-116	22-7	9-17	31-24	Anthony-28	Arthur-24	15,398
56	2/14	@Houston	L	102-121	22-7	9-18	31-25	Afflalo-17	Lee-22	16,450
57	2/16	@Milwaukee	W	94-87	22-7	10-18	32-25	Anthony-38	Salmons-33	16,033
58	2/22	MEMPHIS	W	120-107	23-7	10-18	33-25	Smith-26	Allen-26	14,638
59	2/24	BOSTON	W	89-75	24-7	10-18	34-25	Martin-18	Pierce-17	18,524
60	2/25	@Portland	L	106-107*	24-7	10-19	34-26	Gallinari-30	Aldridge-24	20,659
61	2/28	ATLANTA	W	100-90	25-7	10-19	35-26	Smith-19	Johnson-22	16,163
62	3/2	CHARLOTTE	W	120-80	26-7	10-19	36-26	Chandler-16	Carroll-19	14,255
63	3/3	@Utah	W	103-101	26-7	11-19	37-26	Lawson-23	Miles-22	19,524
64	3/5	@L.A. Clipper	L	94-100	26-7	11-20	37-27	Nene-25	Bledsoe-20	19,060
65	3/10	@Phoenix	W	116-97	26-7	12-20	38-27	Nene-22	Gortat-14	17,465
66	3/12	DETROIT	W	131-101	27-7	12-20	39-27	Smith-31	Wilcox-21	19,155 $
67	3/14	@New Orleans	W	114-103	27-7	13-20	40-27	Lawson-23	Paul-27	11,782
68	3/16	@Atlanta	W	102-87	27-7	14-20	41-27	Nene-20	Pachulia-19	14,669
69	3/18	@Orlando	L	82-85	27-7	14-21	41-28	Chandler-20	Howard-16	19,113
70	3/19	@Miami	L	98-103	27-7	14-22	41-29	Smith-27	James-33	19,600
71	3/21	TORONTO	W	123-90	28-7	14-22	42-29	Lawson-23	Bargnani-20	16,258
72	3/23	SAN ANTONIO	W	115-112	29-7	14-22	43-29	Harrington-27	Neal-25	19,155 $
73	3/25	WASHINGTON	W	114-94	30-7	14-22	44-29	Tied with-17	Crawford-19	19,308 $
74	3/30	SACRAMENTO	W	104-90	31-7	14-22	45-29	Lawson-20	Thornton-27	17,955
75	4/1	@Sacramento	W	99-90	31-7	15-22	46-29	Felton-17	Garcia-17	15,871
76	4/3	@L.A. Lakers	W	95-90	31-7	16-22	47-29	Gallinari-22	Bryant-28	18,997
77	4/5	OKLAHOMA CITY	L	94-101	31-8	16-22	47-30	Lawson-28	Durant-32	18,203
78	4/6	@Dallas	W	104-96	31-8	17-22	48-30	Smith-23	Marion-21	20,364
79	4/8	@Oklahoma City	L	89-104	31-8	17-23	48-31	Nene-18	Durant-28	18,203
80	4/9	MINNESOTA	W	130-106	32-8	17-23	49-31	Lawson-37	Hayward/Webster-15	19,155 $
81	4/11	GOLDEN STATE	W	134-111	33-8	17-23	50-31	Smith-22	Curry/D.Wright-27	19,155 $
82	4/13	@Utah	L	103-107	33-8	17-24	50-32	Chandler-27	Hayward-34	19,051

* Denotes number of overtime periods

$ Pepsi Center sellout

1976-77 (WON 50, LOST 32)

PLAYER	GP-GS	MIN	FG	FGA	PCT	FT	FTA	PCT	OFF	DEF	TOT	AST	PF	DQ	STL	TO	BLK	PTS	AVG
Thompson	82-82	3001	824	1626	.507	477	623	.766	138	196	334	337	236	1	114		53	2125	25.9
Issel	79-77	2507	660	1282	.515	445	558	.797	211	485	696	177	246	7	91		29	1765	22.3
Jones	82-82	2419	501	879	.570	236	329	.717	174	504	678	264	238	3	186		162	1238	15.1
Calvin (TOT)	76-4	1438	220	544	.404	287	338	.849	36	60	96	240	127	0	61		3	727	9.6
Calvin (DEN)	29-4	625	100	225	.444	123	144	.854	19	30	49	115	53	0	27		1	323	11.1
Gerard	24-21	456	101	210	.481	38	56	.679	38	62	100	49	73	1	21		30	240	10.0
Wise	75-25	1403	237	513	.462	142	218	.651	76	177	253	142	180	2	60		18	616	8.2
McClain	72-58	2002	245	551	.445	99	133	.744	52	177	229	324	255	9	106		13	589	8.2
Price (TOT)	81-38	1828	253	567	.446	83	103	.806	50	181	231	261	247	3	128		20	589	7.3
Price (DEN)	55-35	1384	188	422	.445	59	74	.797	41	143	184	208	181	3	96		14	435	7.9
Silas	81-1	1959	206	572	.360	170	255	.667	236	370	606	132	183	0	58		23	582	7.2
Webster	80-5	1276	198	400	.495	143	220	.650	152	332	484	62	149	2	23		118	539	6.7
Williams	21-2	311	35	93	.376	30	39	.769	8	26	34	44	26	0	8		0	100	4.8
Beck	53-0	480	107	246	.435	36	44	.818	45	51	96	33	59	1	15		1	250	4.7
Taylor	79-18	1548	132	314	.420	37	65	.569	90	121	211	288	202	0	132		9	301	3.8
Towe	51-0	409	56	138	.406	18	25	.720	8	26	34	87	61	0	16		0	130	2.5
Nuggets	**82**	**19780**	**3590**	**7471**	**.481**	**2053**	**2783**	**.738**	**1288**	**2700**	**3988**	**2262**	**2142**	**29**	**953**	**2011**	**471**	**9233**	**112.6**
Opponents	**82**	**19780**	**3585**	**7743**	**.463**	**1635**	**2231**	**.733**	**1269**	**2481**	**3750**	**2082**	**2285**	**40**	**941**	**1944**	**470**	**8805**	**107.4**

1977-78 (WON 48, LOST 34)

PLAYER	GP-GS	MIN	FG	FGA	PCT	FT	FTA	PCT	OFF	DEF	TOT	AST	PF	DQ	STL	TO	BLK	PTS	AVG
Thompson	80-80	3025	826	1584	.521	520	668	.778	156	234	390	362	213	1	92	245	99	2172	27.2
Issel	82-81	2851	659	1287	.512	428	547	.782	253	577	830	304	279	5	100	259	41	1746	21.3
Jones	75-75	2440	440	761	.578	208	277	.751	164	472	636	252	221	2	137	194	126	1088	14.5
Taylor	39-39	1222	182	403	.452	88	115	.765	30	68	98	132	120	1	71	77	9	452	11.6
Wilkerson	81-81	2780	382	936	.408	157	210	.748	98	376	474	439	275	3	126	294	21	921	11.4
Hillman (TOT)	78-52	1966	340	710	.479	167	286	.584	199	378	577	102	290	11	63	81	81	847	10.9
Hillman (DEN)	33-11	746	104	209	.498	49	81	.605	73	166	239	53	130	4	14	66	37	257	7.8
Roberts	82-16	1598	311	736	.423	153	212	.722	135	216	351	105	212	1	40	118	7	775	9.5
Simpson (TOT)	64-17	1323	216	576	.375	85	104	.817	53	104	157	159	90	1	75	126	7	517	8.1
Simpson (DEN)	32-0	584	73	230	.317	31	40	.775	26	49	75	72	42	0	43	48	4	177	5.5
Price	49-7	1090	141	293	.481	51	66	.773	30	129	159	158	118	0	69	101	4	333	6.8
Calvin	77-16	988	147	333	.441	173	206	.840	11	73	84	148	87	0	46	108	5	467	6.1
Ellis	78-3	1213	133	320	.416	72	104	.692	114	190	304	73	208	2	49	99	47	338	4.3
LaGarde	77-1	868	96	237	.405	114	150	.760	75	139	214	47	146	1	17	101	17	306	4.0
Smith	45-0	378	50	97	.515	21	24	.875	6	30	36	39	52	0	18	20	3	121	2.7
Dorsey	7-0	37	3	12	.250	3	5	.600	5	15	20	2	9	0	2	3	2	9	1.3
Cook	2-0	10	1	3	.333	0	0	.000	1	2	3	1	4	0	0	0	0	2	1.0
Nuggets	**82**	**19830**	**3548**	**7441**	**.477**	**2068**	**2705**	**.765**	**1177**	**2736**	**3913**	**2187**	**2116**	**20**	**824**	**1733**	**422**	**9164**	**111.8**
Opponents	**82**	**19830**	**3678**	**7799**	**.472**	**1740**	**2365**	**.736**	**1267**	**2546**	**3813**	**2248**	**2220**	**49**	**877**	**1620**	**524**	**9096**	**110.9**

1978-79 (WON 47, LOST 35)

PLAYER	GP-GS	MIN	FG	FGA	PCT	FT	FTA	PCT	OFF	DEF	TOT	AST	PF	DQ	STL	TO	BLK	PTS	AVG
Thompson	76-75	2670	693	1353	.512	439	583	.753	109	165	274	225	180	5	70	186	82	1825	24.0
McGinnis	76-76	2552	603	1273	.474	509	765	.665	256	608	864	283	321	16	129	346	52	1715	22.6
Issel	81-81	2742	532	1030	.517	316	419	.754	240	498	738	255	233	6	61	171	45	1380	17.0
Scott	79-79	2617	393	854	.460	161	215	.749	54	156	210	428	284	12	78	255	30	947	12.0
Wilkerson	80-56	2425	396	869	.456	119	173	.688	100	314	414	284	190	0	118	196	20	911	11.4
Boswell	79-21	2201	321	603	.532	198	284	.697	248	290	538	242	263	4	50	185	51	840	10.6
Roberts	63-19	1236	211	498	.424	76	110	.691	106	152	258	107	142	2	20	65	2	498	7.9
Smith	82-2	1479	184	436	.422	159	180	.883	41	105	146	208	165	1	58	95	13	527	6.4
Ellis	42-0	269	42	92	.457	29	36	.806	17	45	62	10	45	0	10	22	13	113	2.7
Hughes	81-1	1086	98	182	.538	18	45	.400	112	223	335	74	215	2	56	78	102	214	2.6
Hicks	20-0	128	18	43	.419	3	5	.600	13	15	28	8	20	0	5	13	0	39	2.0
Kuester	33-0	212	16	52	.307	13	14	.929	5	8	13	37	29	0	18	20	1	45	1.4
Crompton	20-0	88	10	26	.385	6	12	.500	6	17	23	5	19	0	0	12	3	26	1.3
Nuggets	**82**	**19705**	**3517**	**7311**	**.481**	**2046**	**2841**	**.720**	**1307**	**2596**	**3903**	**2166**	**2106**	**48**	**673**	**1644**	**414**	**9080**	**110.7**
Opponents	**82**	**19705**	**3631**	**7616**	**.477**	**1713**	**2277**	**.752**	**1220**	**2427**	**3647**	**2173**	**2261**	**56**	**738**	**1525**	**465**	**8975**	**109.5**

1979-80 (WON 30, LOST 52)

PLAYER	GP-GS	MIN	FG	FGA	PCT	FT	FTA	PCT	OFF	DEF	TOT	AST	PF	DQ	STL	TO	BLK	PTS	AVG
Issel	82-82	2938	715	1416	.505	517	667	.775	236	483	719	198	190	1	88	163	54	1951	23.8
Thompson	39-39	1239	289	617	.468	254	335	.758	56	118	174	124	106	3	39	116	38	839	21.5
English (TOT)	78-39	2401	553	1113	.497	210	266	.789	269	336	605	224	206	0	73	214	62	1318	16.9
English (DEN)	24-24	875	207	427	.485	96	126	.762	102	123	225	82	78	0	28	90	29	512	21.3
McGinnis	45-43	1424	268	584	.459	166	307	.541	134	328	462	221	187	10	69	188	17	703	15.6
Wilkerson	75-73	2381	430	1030	.417	166	222	.748	85	231	316	243	194	1	93	193	27	1033	13.8
Roche	82-26	2286	354	741	.478	175	202	.866	24	91	115	405	139	0	82	159	12	932	11.4
Boswell	18-7	522	72	135	.449	58	70	.829	40	74	114	46	56	1	5	39	8	203	11.3
Johnson	75-45	1938	309	649	.476	148	189	.783	190	394	584	157	260	4	84	148	67	768	10.2
Scott	69-42	1860	276	688	.401	85	118	.720	51	115	166	250	197	4	47	163	23	639	9.3
Roberts	23-10	486	69	181	.381	39	60	.650	54	55	109	20	52	1	13	28	3	177	7.7
Gondrezick	59-0	1020	148	286	.517	92	121	.760	107	152	259	81	119	0	68	58	16	390	6.6
Garland	78-11	1106	155	356	.435	18	26	.692	50	88	138	145	80	1	54	73	4	334	4.3
Ellis	48-1	502	61	136	.449	40	53	.755	51	65	116	30	67	1	10	24	24	162	3.4
Hughes	70-7	1208	102	202	.505	15	41	.366	125	201	326	74	184	3	66	50	77	219	3.1
Kramer	8-0	45	7	22	.318	2	2	1.000	6	6	12	3	8	0	0	5	5	16	2.0
Nuggets	**82**	**19830**	**3462**	**7470**	**.463**	**1871**	**2539**	**.737**	**1311**	**2524**	**3835**	**2079**	**1917**	**30**	**746**	**1497**	**404**	**8878**	**108.3**
Opponents	**82**	**19830**	**3736**	**7591**	**.492**	**1698**	**2235**	**.760**	**1192**	**2591**	**3783**	**2289**	**2033**	**22**	**812**	**1438**	**455**	**9240**	**112.7**

Three-Point Field Goals: Roche 49-129 (.380), Thompson 7-19 (.368), Wilkerson 7-34 (.206), Garland 6-19 (.316), Issel 4-12 (.333), English 2-3 (.667), Gondrezick 2-6 (.333), Johnson 2-9 (.222), Scott 2-11 (.182), Boswell 1-2 (.500), McGinnis 1-7 (.143), Roberts 0-1 (.000), Ellis 0-3 (.000).

Nuggets: 83-255 (.325). Opponents: 70-214 (.327).

1980-81 (WON 37, LOST 45)

PLAYER	GP-GS	MIN	FG	FGA	PCT	FT	FTA	PCT	OFF	DEF	TOT	AST	PF	DQ	STL	TO	BLK	PTS	AVG
Thompson	77-76	2620	734	1451	.506	489	615	.795	107	180	287	231	231	3	53	250	60	1967	25.5
English	81-81	3093	768	1555	.494	390	459	.850	273	373	646	290	255	2	106	241	100	1929	23.8
Issel	80-80	2641	614	1220	.503	519	684	.759	229	447	676	158	249	6	83	130	53	1749	21.9
Vandeweghe	51-18	1376	229	537	.426	130	159	.818	86	184	270	94	116	0	29	86	24	588	11.5
Robisch (TOT)	84-x	2116	330	740	.446	200	247	.810	157	342	499	173	173	0	37	83	34	860	10.2
Robisch (DEN)	73-11	1744	293	642	.456	171	211	.810	130	284	414	129	152	0	30	69	28	757	10.4
McKinney (TOT)	84-x	2166	327	645	.507	162	188	.862	36	148	184	360	231	3	99	158	11	818	9.7
McKinney (DEN)	49-1	1134	203	412	.493	118	140	.843	24	86	110	203	124	0	61	88	7	525	10.7
Roche	26-1	611	82	179	.458	58	77	.753	5	32	37	140	44	0	17	52	8	231	8.9
Hordges	68-46	1599	221	480	.460	130	186	.699	120	338	458	104	226	4	33	142	19	572	8.4
Higgs	72-56	1689	209	474	.441	140	172	.814	24	121	145	408	243	5	101	166	6	562	7.8
Nicks	27-17	493	65	149	.436	35	59	.593	13	36	49	80	52	0	28	63	2	165	6.1
Gondrezick	73-4	1077	155	329	.471	112	137	.818	136	171	307	83	185	2	91	69	20	422	5.8
Dunn	82-13	1427	146	354	.412	79	121	.653	133	168	301	81	141	0	66	56	29	371	4.5
Valentine	24-0	123	37	98	.378	9	19	.474	10	20	30	7	23	0	7	16	4	84	3.5
Hughes	8-6	159	11	25	.440	1	2	.500	19	31	50	11	33	2	11	11	14	23	2.9
Ray	18-0	148	15	49	.306	7	10	.700	13	24	37	11	31	0	4	13	4	37	2.1
Oldham	4-0	21	2	6	.333	0	0	.000	3	2	5	0	3	0	0	2	2	4	1.0
Nuggets	**82**	**19955**	**3784**	**7960**	**.475**	**2388**	**3051**	**.783**	**1325**	**2497**	**3822**	**2030**	**2108**	**24**	**720**	**1444**	**380**	**9986**	**121.8**
Opponents	**82**	**19955**	**4059**	**8017**	**.506**	**1863**	**2507**	**.743**	**1320**	**2680**	**4000**	**2529**	**2387**	**52**	**704**	**1555**	**547**	**10025**	**122.3**

Three-Point Field Goals: Thompson 10-39 (.256), Roche 9-27 (.333), English 3-5 (.600), Higgs 4-34 (.118), Issel 2-12 (.167), Valentine 1-2 (.500), McKinney 1-10 (.100), Nicks 0-1 (.000); Ray 0-1 (.000), Dunn 0-2 (.000), Gondrezick 0-2 (.000), Hordges 0-3 (.000), Vandeweghe 0-7 (.000).
Nuggets: 30-145 (.207). Opponents: 44-162 (.272).

1981-82 (WON 46, LOST 36)

PLAYER	GP-GS	MIN	FG	FGA	PCT	FT	FTA	PCT	OFF	DEF	TOT	AST	PF	DQ	STL	TO	BLK	PTS	AVG
English	82-82	3015	855	1553	.551	372	443	.840	207	348	555	433	261	2	87	261	120	2082	25.4
Issel	81-81	2472	651	1236	.527	546	655	.834	174	434	608	179	245	4	67	169	55	1852	22.9
Vandeweghe	82-78	2775	706	1260	.560	347	405	.857	149	312	461	247	217	1	52	189	29	1760	21.5
Thompson	61-5	1246	313	644	.486	276	339	.814	57	91	148	117	149	1	34	142	29	906	14.9
Robisch	12-0	257	48	106	.453	48	55	.873	14	49	63	32	29	0	3	13	4	144	12.0
McKinney	81-27	1963	369	699	.528	137	170	.806	29	113	142	338	186	0	69	115	16	875	10.8
Gondrezick	80-0	1699	250	495	.505	169	217	.737	140	283	423	152	229	0	92	100	36	660	8.3
Dunn	82-80	2519	258	504	.512	153	215	.712	211	348	559	188	210	1	135	123	36	669	8.2
Higgs	76-49	1696	202	468	.432	161	197	.817	23	121	144	395	263	8	72	156	6	569	7.5
Hordges	77-1	1372	204	414	.493	116	199	.583	119	276	395	65	230	1	26	111	19	527	6.8
Roche	39-2	501	68	150	.453	28	38	.737	4	19	23	89	40	0	15	29	2	187	4.8
Ray	40-4	262	51	116	.440	21	36	.583	18	47	65	26	59	0	10	37	16	124	3.1
Burns	6-1	53	5	11	.455	6	9	.667	1	2	3	11	13	0	2	8	0	16	2.7
Nuggets	**82**	**19830**	**3980**	**7656**	**.520**	**2371**	**2978**	**.796**	**1146**	**2443**	**3589**	**2272**	**2131**	**18**	**664**	**1453**	**368**	**10371**	**126.5**
Opponents	**82**	**19830**	**4265**	**8142**	**.524**	**1734**	**2355**	**.736**	**1358**	**2459**	**3817**	**2516**	**2453**	**48**	**749**	**1456**	**568**	**10328**	**126.0**

Three-Point Field Goals: Roche 23-52 (.442), Issel 4-6 (.667), Thompson 4-14 (.286), Higgs 4-21 (.190), Hordges 3-13 (.231), Ray 1-1 (1.000), Vandeweghe 1-13 (.077), Dunn 0-1 (.000), Gondrezick 0-3 (.000), English 0-8 (.000), McKinney 0-17 (.000).
Nuggets: 40-149 (.268). Opponents: 64-227 (.282).

1982-83 (WON 45, LOST 37)

PLAYER	GP-GS	MIN	FG	FGA	PCT	FT	FTA	PCT	OFF	DEF	TOT	AST	PF	DQ	STL	TO	BLK	PTS	AVG
English	82-82	2988	959	1857	.516	406	490	.829	263	338	601	397	235	1	116	263	126	2326	28.4
Vandeweghe	82-79	2909	841	1537	.547	489	559	.875	124	313	437	203	198	0	66	177	38	2186	26.7
Issel	80-80	2431	661	1296	.510	400	479	.835	151	445	596	223	227	0	83	174	43	1726	21.6
Schayes (TOT)	82-50	2284	342	749	.457	228	295	.773	200	435	635	205	325	8	54	253	98	912	11.1
Schayes (DEN)	32-0	646	111	235	.472	71	100	.710	63	123	186	40	109	1	15	58	30	293	9.2
McKinney	68-38	1559	266	546	.487	136	167	.814	21	100	121	288	142	0	39	101	5	668	9.8
Dunn	82-80	2640	254	527	.482	119	163	.730	231	384	615	189	218	2	147	113	25	627	7.6
Williams	74-33	1443	191	468	.408	131	174	.753	37	99	136	361	221	4	89	185	12	515	7.0
Evans	42-5	695	115	243	.473	33	41	.805	4	54	58	113	94	3	23	71	3	263	6.3
Hanzlik	82-8	1547	187	437	.428	125	160	.781	80	156	236	268	220	0	75	144	15	500	6.1
Robisch	61-0	711	96	251	.382	92	118	.780	34	117	151	53	61	0	10	45	9	284	4.7
Gondrezick	76-2	1130	134	294	.456	82	114	.719	108	193	301	100	161	0	80	49	9	350	4.6
Kelley	38-0	565	59	141	.418	55	70	.786	61	111	172	59	115	3	21	53	18	173	4.6
Anderson	5-0	33	7	14	.500	7	10	.700	0	2	2	3	7	0	1	5	0	21	4.2
Ray	45-3	433	70	153	.458	33	51	.647	37	89	126	39	83	2	24	50	19	173	3.8
Nuggets	**82**	**19730**	**3951**	**7999**	**.494**	**2179**	**2696**	**.808**	**1214**	**2524**	**3738**	**2336**	**2091**	**16**	**789**	**1488**	**352**	**10105**	**123.2**
Opponents	**82**	**19730**	**4098**	**8119**	**.505**	**1787**	**2393**	**.747**	**1369**	**2697**	**4066**	**2389**	**2356**	**36**	**728**	**1620**	**611**	**10054**	**122.6**

Three-Point Field Goals: Vandeweghe 15-51 (.294), Issel 4-19 (.211), English 2-12 (.167), Williams 2-15 (.133), Hanzlik 1-7 (.143), Dunn 0-1 (.000), Ray 0-1 (.000), Robisch 0-1 (.000), Gondrezick 0-3 (.000), McKinney 0-7 (.000), Evans 0-9 (.000).
Nuggets: 24-126 (.190). Opponents: 71-253 (.281).

1983-84 (WON 38, LOST 44)

PLAYER	GP-GS	MIN	FG	FGA	PCT	FT	FTA	PCT	OFF	DEF	TOT	AST	PF	DQ	STL	TO	BLK	PTS	AVG
Vandeweghe	78-71	2734	895	1603	.558	494	580	.852	84	289	373	238	187	1	53	156	50	2295	29.4
English	82-78	2870	907	1714	.529	352	427	.824	216	248	464	406	252	3	83	222	95	2167	26.4
Issel	76-66	2076	569	1153	.493	364	428	.850	112	401	513	173	182	2	60	122	44	1506	19.8
Williams	79-66	1924	309	671	.461	171	209	.818	54	140	194	464	268	4	84	169	5	804	10.2
Anderson	78-16	1380	272	638	.426	116	150	.773	136	270	406	193	183	0	46	109	28	663	8.5
Evans	78-5	1687	243	564	.431	111	131	.847	23	115	138	288	175	2	61	117	4	629	8.1
Schayes	82-15	1420	183	371	.493	215	272	.790	145	288	433	91	308	5	32	119	60	581	7.2
Carter	55-5	688	145	316	.459	47	61	.770	38	48	86	71	81	0	19	42	4	342	6.2
Dunn	80-74	2705	174	370	.470	106	145	.731	195	379	574	228	233	5	173	97	32	454	5.7
Hanzlik	80-14	1469	132	306	.431	167	207	.807	66	139	205	252	255	6	68	109	19	434	5.4
Edmonson (TOT)	55-0	622	158	321	.492	94	126	.746	46	42	88	34	83	1	26	61	7	410	7.5
Edmonson (DEN)	15-0	101	23	47	.489	18	25	.720	6	12	18	7	16	0	4	16	1	64	4.3
Roberts	19-0	197	34	91	.374	13	18	.722	20	31	51	13	43	1	5	17	1	81	4.3
Dennard	43-0	413	36	99	.364	15	24	.625	37	64	101	45	83	0	23	29	8	90	2.1
Robisch	19-0	141	13	40	.325	11	13	.846	1	20	21	13	13	0	0	11	1	37	1.9
Nuggets	**82**	**19805**	**3935**	**7983**	**.493**	**2200**	**2690**	**.818**	**1133**	**2444**	**3577**	**2482**	**2279**	**29**	**711**	**1335**	**352**	**10147**	**123.7**
Opponents	**82**	**19805**	**4016**	**7747**	**.518**	**2143**	**2860**	**.749**	**1228**	**2737**	**3695**	**2453**	**2272**	**32**	**671**	**1526**	**545**	**10237**	**124.8**

Three-Point Field Goals: Evans 32-89 (.360), Williams 15-47 (.319), Vandeweghe 11-30 (.367), Carter 5-19 (.263), Issel 4-19 (.211), Dennard 3-10 (.300), Hanzlik 3-12 (.250), Anderson 3-19 (.158), English 1-8 (.125), Dunn 0-1 (.000), Schayes 0-2 (.000).
Nuggets: 77-256 (.301). Opponents: 62-205 (.302).

1984-85 (WON 52, LOST 30)

PLAYER	GP-GS	MIN	FG	FGA	PCT	FT	FTA	PCT	OFF	DEF	TOT	AST	PF	DQ	STL	TO	BLK	PTS	AVG
English	81-81	2924	939	1812	.518	383	462	.829	203	255	458	344	259	1	101	251	46	2262	27.9
Natt	78-76	2657	685	1255	.546	447	564	.793	209	401	610	238	182	1	75	190	33	1817	23.3
Lever	82-82	2559	424	985	.430	197	256	.770	147	264	411	613	226	1	202	203	30	1051	12.8
Issel	77-9	1684	363	791	.459	257	319	.806	80	251	331	137	171	1	65	93	31	984	12.8
Cooper	80-78	2031	404	856	.472	161	235	.685	229	402	631	86	304	2	28	149	197	969	12.1
Evans	81-0	1437	323	661	.489	113	131	.863	26	93	119	231	174	2	65	130	12	816	10.1
Hanzlik	80-1	1673	220	522	.421	180	238	.756	88	119	207	210	291	5	84	115	26	621	7.8
Dunn	81-81	2290	175	358	.489	84	116	.724	169	216	385	153	213	3	140	65	14	434	5.4
Turner	81-2	1491	181	388	.466	51	65	.785	88	128	216	158	152	0	96	70	7	414	5.1
Schayes	56-0	542	60	129	.465	79	97	.814	48	96	144	38	98	2	20	44	25	199	3.6
Kopicki	42-0	308	50	95	.526	43	54	.796	29	57	86	29	58	0	13	28	1	145	3.5
White	39-0	234	52	124	.419	21	31	.677	15	21	36	29	24	0	5	30	2	129	3.3
Nuggets	**82**	**19830**	**3876**	**7976**	**.486**	**2016**	**2568**	**.785**	**1331**	**2303**	**3634**	**2266**	**2152**	**18**	**894**	**1382**	**424**	**9841**	**120.0**
Opponents	**82**	**19830**	**3775**	**7379**	**.512**	**2027**	**2648**	**.765**	**1181**	**2628**	**3809**	**2154**	**2178**	**28**	**669**	**1744**	**589**	**9641**	**117.6**

Three-Point Field Goals: Evans 57-157 (.363), Lever 6-24 (.250), White 4-11 (.364), Kopicki 2-3 (.667), English 1-5 (.200), Turner 1-6 (.167), Issel 1-7 (.143), Hanzlik 1-15 (.067), Cooper 0-2 (.000), Dunn 0-2 (.000), Natt 0-3 (.000).

Nuggets: 73-235 (.311). Opponents: 64-254 (.252).

1985-86 (WON 47, LOST 35)

PLAYER	GP-GS	MIN	FG	FGA	PCT	FT	FTA	PCT	OFF	DEF	TOT	AST	PF	DQ	STL	TO	BLK	PTS	AVG
English	81-81	3024	951	1888	.504	511	593	.862	192	213	405	320	235	1	73	249	29	2414	29.8
Natt	69-62	2007	469	930	.504	278	347	.801	125	311	436	164	143	0	58	130	13	1218	17.7
Lever	78-77	2616	468	1061	.441	132	182	.725	136	284	420	584	204	3	178	210	15	1080	13.8
Cooper	78-78	2112	422	906	.466	174	219	.795	190	420	610	81	315	6	42	117	227	1021	13.1
Hanzlik	79-0	1982	331	741	.447	318	405	.785	88	176	264	316	277	2	107	165	16	988	12.5
Evans	81-1	1389	304	715	.425	126	149	.846	30	71	101	177	159	1	61	124	1	773	9.5
Schayes	80-13	1654	221	440	.502	216	278	.777	154	285	439	79	298	7	42	105	63	658	8.2
Turner	73-0	1324	165	379	.435	39	53	.736	64	137	201	165	150	1	70	80	6	369	5.1
Dunn	82-82	2401	172	379	.454	68	88	.773	143	234	377	171	228	1	155	51	16	412	5.0
White	43-4	343	74	168	.440	19	23	.826	17	27	44	53	24	0	18	25	2	173	4.0
Rasmussen	48-1	330	61	150	.407	31	39	.795	37	60	97	16	63	0	3	40	10	153	3.2
Williams	53-11	573	67	111	.604	17	40	.425	47	99	146	14	68	1	19	19	23	151	2.8
Nuggets	**82**	**19755**	**3705**	**7688**	**.471**	**1929**	**2416**	**.798**	**1223**	**2317**	**3540**	**2140**	**2164**	**23**	**826**	**1336**	**421**	**9410**	**114.8**
Opponents	**82**	**19755**	**3638**	**7404**	**.491**	**1967**	**2693**	**.730**	**1295**	**2732**	**4027**	**2106**	**2117**	**28**	**639**	**1741**	**484**	**9303**	**113.5**

Three-Point Field Goals: Evans 39-176 (.222), Lever 12-38 (.316), Hanzlik 8-41 (.195), White 6-21 (.286). Cooper 3-7 (.429), Cooper 3-7 (.429), Natt 2-6 (.133), English 1-5 (.200), Schayes 0-1 (.000), Dunn 0-1 (.000), Turner 0-9 (.000).

Nuggets: 71-305 (.233). Opponents: 60-262 (.229).

1986-87 (WON 37, LOST 45)

PLAYER	GP-GS	MIN	FG	FGA	PCT	FT	FTA	PCT	OFF	DEF	TOT	AST	PF	DQ	STL	TO	BLK	PTS	AVG
English	82-82	3085	965	1920	.503	411	487	.844	146	198	344	422	216	0	73	214	21	2345	28.6
Lever	82-82	3054	643	1370	.469	244	312	.782	216	513	729	654	219	1	201	167	34	1552	18.9
Hanzlik	73-10	1990	307	746	.412	316	402	.786	79	177	256	280	245	3	87	132	28	952	13.0
Walker	81-25	2020	358	742	.482	272	365	.745	157	170	327	282	229	0	120	187	37	988	12.2
Evans	81-4	1567	334	729	.458	96	123	.780	36	92	128	185	149	1	79	107	12	817	10.1
Natt	1-1	20	4	10	.400	2	2	1.000	2	3	5	2	2	0	1	1	0	10	10.0
Rasmussen	74-23	1421	268	570	.470	169	231	.732	183	282	465	60	224	6	24	79	58	705	9.5
Schayes	76-41	1556	210	405	.519	229	294	.779	120	260	380	85	266	5	20	95	74	649	8.5
Cooper	69-64	1561	235	524	.448	79	109	.725	162	311	473	68	257	5	13	78	101	549	8.0
Alarie	64-25	1110	217	443	.490	67	101	.663	73	141	214	74	138	1	22	56	28	503	7.9
Martin	43-0	286	51	135	.378	42	66	.636	12	29	41	35	48	0	13	33	6	147	3.4
Dunn	81-53	1932	118	276	.428	36	55	.655	91	174	265	147	160	0	100	33	21	272	3.4
Smith	28-0	168	33	79	.418	12	21	.571	17	17	34	22	30	0	1	19	1	78	2.8
Williams	5-0	10	1	2	.500	0	0	.000	0	1	1	1	1	0	0	1	0	2	0.4
Nuggets	**82**	**19780**	**3744**	**7951**	**.471**	**1975**	**2568**	**.769**	**1294**	**2368**	**3662**	**2317**	**2184**	**22**	**754**	**1216**	**421**	**9569**	**116.7**
Opponents	**82**	**19780**	**3636**	**7343**	**.495**	**2255**	**2901**	**.777**	**1166**	**2720**	**3886**	**2189**	**2145**	**25**	**558**	**1564**	**452**	**9640**	**117.6**

Three-Point Field Goals: Evans 53-169 (.314), Lever 22-92 (.239), Hanzlik 22-80 (.275), English 4-15 (.267), Martin 3-15 (.200), Alarie 2-9 (.222), Walker 0-4 (.000), Cooper 0-3 (.000), Dunn 0-2 (.000), Smith 0-2 (.000).

Nuggets: 106-391 (.271). Opponents: 113-361 (.313).

1987-88 (WON 54, LOST 28)

PLAYER	GP-GS	MIN	FG	FGA	PCT	FT	FTA	PCT	OFF	DEF	TOT	AST	PF	DQ	STL	TO	BLK	PTS	AVG
English	80-80	2818	843	1704	.495	314	379	.828	166	207	373	377	193	1	70	181	23	2000	25.0
Lever	82-82	3061	643	1360	.473	248	316	.785	203	462	665	639	214	0	223	182	21	1546	18.9
Vincent	73-8	1755	446	958	.466	231	287	.805	80	229	309	143	198	1	46	137	26	1124	15.4
Schayes	81-74	2166	361	668	.540	407	487	.836	200	462	662	106	323	9	62	155	92	1120	13.9
Adams	82-75	2778	416	927	.449	166	199	.834	40	183	223	503	138	0	168	144	16	1137	13.9
Rasmussen	79-45	1779	435	884	.492	132	170	.776	130	307	437	78	241	2	22	73	81	1002	12.7
Natt	27-7	533	102	208	.490	54	73	.740	35	61	96	47	43	0	13	30	3	258	9.6
Cooper	45-32	865	118	270	.437	50	67	.746	98	172	270	30	145	3	12	59	94	286	6.4
Smith	15-6	191	37	93	.398	21	28	.750	16	14	30	11	23	0	5	12	6	95	6.3
Evans	56-0	656	139	307	.453	30	37	.811	9	39	48	81	78	0	34	43	6	344	6.1
Hanzlik	77-0	1334	109	287	.380	129	163	.791	39	132	171	166	185	1	64	95	17	350	4.5
Moore	7-0	34	7	24	.292	6	6	1.000	5	7	12	5	4	0	2	3	1	20	2.9
Brooks	16-0	133	20	49	.408	3	4	.750	19	25	44	13	21	1	4	1	12	43	2.7
Dunn	82-1	1534	70	156	.449	40	52	.769	110	130	240	87	152	0	101	26	11	180	2.2
Martin	26-0	136	23	61	.377	10	21	.476	13	11	24	14	21	0	6	10	3	57	2.2
Wright	2-0	7	1	5	.200	0	0	.000	0	1	1	0	3	0	0	2	0	2	1.1
Nuggets	**82**	**19780**	**3770**	**7961**	**.474**	**1841**	**2289**	**.804**	**1163**	**2442**	**3605**	**2300**	**1982**	**18**	**832**	**1186**	**401**	**9573**	**116.7**
Opponents	**82**	**19780**	**3608**	**7356**	**.490**	**1910**	**2508**	**.762**	**1179**	**2748**	**3927**	**2171**	**1989**	**24**	**621**	**1606**	**510**	**9239**	**112.7**

Three-Point Field Goals: Adams 139-379 (.367), Evans 36-91 (.396),Lever 12-57 (.211), Hanzlik 3-16 (.188), Vincent 1-4 (.250), Martin 1-4 (.250), Natt 0-1 (.000), Cooper 0-1 (.000), Dunn 0-1 (.000),Schayes 0-2 (.000), English 0-6 (.000).

Nuggets: 192-562 (.342). Opponents: 113-377 (.300).

1988-89 (WON 44, LOST 38)

PLAYER	G-GS	MIN	FG	FGA	PCT	FT	FTA	PCT	OFF	DEF	TOT	AST	PF	DQ	STL	TO	BLK	PTS	AVG
English	82-82	2990	924	1881	.491	325	379	.858	148	178	326	383	174	0	66	198	12	2175	26.5
Lever	71-71	2745	558	1221	.457	270	344	.785	187	475	662	559	179	1	195	157	20	1409	19.8
Adams	77-77	2787	468	1082	.433	322	393	.819	71	212	283	490	149	0	166	180	11	1424	18.5
Davis	81-0	1857	536	1076	.498	175	199	.879	41	110	151	190	187	1	72	132	5	1267	15.6
Schayes	76-64	1918	317	607	.522	332	402	.826	142	358	500	105	320	8	42	160	81	969	12.8
Cook (TOT)	66-4	1143	218	478	.456	63	78	.803	4	73	107	127	121	0	71	88	10	507	7.7
Cook (DEN)	30-4	386	71	163	.436	17	22	.773	13	35	48	43	44	0	28	26	6	161	5.4
Rasmussen	77-22	1308	257	577	.445	69	81	.852	105	182	287	49	194	2	29	49	41	583	7.6
Greenwood (TOT)	67-18	1403	167	395	.423	132	176	.750	140	262	402	96	201	5	47	91	52	466	7.0
Greenwood (DEN)	29-3	491	62	148	.419	48	71	.676	48	116	164	41	78	3	17	36	28	172	5.9
Cooper	79-72	1864	220	444	.495	79	106	.745	212	407	619	78	302	7	36	73	211	520	6.6
Vincent	5-1	95	13	38	.342	5	9	.556	2	16	18	5	11	0	1	5	1	32	6.4
Hanzlik	41-0	701	66	151	.437	68	87	.782	18	75	93	86	82	1	25	53	5	201	4.9
Lane	54-1	550	109	256	.426	43	112	.384	87	113	200	60	105	1	20	50	4	261	4.8
Natt	14-0	168	22	50	.440	22	31	.710	12	34	46	7	13	0	6	11	1	66	4.7
Turner	78-12	1746	151	353	.428	33	56	.589	109	178	287	144	209	2	90	60	8	337	4.3
Hughes	26-1	224	28	64	.438	7	12	.583	6	13	19	35	30	0	17	11	2	70	2.7
Englestad	11-0	50	11	29	.379	6	10	.600	5	11	16	7	12	0	1	3	0	28	2.5
Nuggets	**82**	**19880**	**3813**	**8140**	**.468**	**1821**	**2314**	**.787**	**1206**	**2513**	**3719**	**2282**	**2088**	**26**	**811**	**1225**	**436**	**9675**	**118.0**
Opponents	**82**	**19880**	**3701**	**7484**	**.495**	**1977**	**2683**	**.737**	**1136**	**2864**	**4000**	**2136**	**2001**	**21**	**665**	**1597**	**485**	**9536**	**116.3**

Three-Point Field Goals: Adams 166-466 (.356), Lever 23-66 (.348), Davis 20-69 (.290), Hughes 7-22 (.318), Cook 2-10 (.200), Schayes 3-9 (.333), Turner 2-7 (.286), English 2-8 (.250), Vincent 1-2 (.500), Cooper 1-4 (.250), Hanzlik 1-5 (.200), Lane 0-7, Natt 0-1.

Nuggets: 228-676 (.337). Opponents: 157-446 (.352).

1989-90 (WON 43, LOST 39)

PLAYER	G-GS	MIN	FG	FGA	PCT	FT	FTA	PCT	OFF	DEF	TOT	AST	PF	DQ	STL	TO	BLK	PTS	AVG
Lever	79-79	2832	568	1283	.443	271	337	.804	230	504	734	517	172	1	168	156	13	1443	18.3
English	80-80	2211	635	1293	.491	161	183	.880	119	167	286	225	130	0	51	93	23	1433	17.9
Davis	69-0	1635	497	1033	.481	207	227	.912	46	133	179	155	160	1	59	102	9	1207	17.5
Adams	79-74	2690	398	989	.402	267	314	.850	49	176	225	495	133	0	121	141	3	1221	15.5
Rasmussen	81-55	1995	445	895	.497	111	134	.828	174	420	594	82	300	10	40	75	104	1001	12.4
Schayes	53-22	1194	163	330	.494	225	264	.852	117	225	342	61	200	7	41	72	45	551	10.4
Carroll (TOT)	76-47	1721	312	759	.411	137	177	.774	133	310	443	97	192	4	47	142	115	761	10.0
Carroll (DEN)	30-27	719	153	354	.432	52	70	.743	51	142	193	54	70	0	28	78	59	358	11.9
Lichti	79-4	1326	250	514	.486	130	174	.747	49	102	151	116	145	1	55	95	13	630	8.0
Hanzlik	81-0	1605	179	396	.452	136	183	.743	67	140	207	186	249	7	78	87	29	500	6.2
Kempton	71-14	1061	153	312	.490	77	114	.675	51	167	218	118	144	2	30	80	9	383	5.4
Lane	67-46	956	145	309	.469	44	120	.367	144	217	361	105	189	1	53	85	17	334	5.0
Hughes	60-0	892	83	202	.411	23	34	.676	15	55	70	116	87	0	48	39	1	209	3.5
Higgins	5	32	3	8	.375	7	8	.875	1	2	3	2	1	0	1	1	0	13	2.6
Dunn	65-2	657	44	97	.454	26	39	.667	56	82	138	43	67	1	41	19	4	114	1.8
Nuggets	**82**	**19805**	**3716**	**8015**	**.464**	**1737**	**2201**	**.789**	**1169**	**2532**	**3701**	**2275**	**2047**	**31**	**814**	**1136**	**329**	**9397**	**114.6**
Opponents	**82**	**19805**	**3589**	**7334**	**.489**	**1939**	**2517**	**.770**	**1021**	**2846**	**3867**	**2073**	**1911**	**19**	**613**	**1514**	**462**	**9281**	**113.2**

Three-Point Field Goals: Adams 158-432 (.366), Lever 36-87 (.414), Hughes 20-49 (.408), Hanzlik 6-31 (.194), Davis 6-46 (.130), English 2-5 (.400), Lichti 0-14, (.000) Lane 0-5 (.000), Schayes 0-4 (.000), Dunn 0-2 (.000), Kempton 0-1 (.000), Rasmussen 0-1 (.000).

Nuggets: 228-677 (.377). Opponents: 164-517 (.317).

1990-91 (WON 20, LOST 62)

PLAYER	G-GS	MIN	FGM	FGA	PCT	FTM	FTA	PCT	OFF	DEF	TOT	AST	PF	DQ	STL	TO	BLK	PTS	AVG
Adams	66-66	2346	560	1421	.394	465	529	.879	58	198	256	693	162	1	147	240	6	1752	26.5
Woolridge	53-50	1823	490	983	.498	350	439	.797	141	220	361	119	145	2	69	152	23	1330	25.1
Davis	39-13	1044	316	667	.474	86	94	.915	52	71	123	84	108	2	62	63	3	728	18.7
Abdul-Rauf	67-19	1505	417	1009	.413	84	98	.857	34	87	121	206	149	2	55	110	4	942	14.1
Lichti	29-25	860	166	378	.439	59	69	.855	49	63	112	72	65	1	46	33	8	405	14.0
Williams (DEN)	51-46	1542	323	728	.444	131	156	.840	116	131	247	87	189	7	93	76	30	820	16.1
Rasmussen	70-69	2325	405	885	.458	63	93	.677	170	508	67	70	307	15	52	81	132	875	12.5
Farmer (DEN)	25-1	443	99	216	.458	46	63	.730	27	36	63	38	58	0	13	37	2	249	10.0
Gaines	10-2	226	28	70	.400	22	26	.846	4	10	14	91	25	0	10	23	2	83	8.3
Mills	17-0	279	56	120	.467	16	22	.727	31	57	88	16	44	0	16	18	9	128	7.5
Lane	62-25	1383	202	461	.438	58	141	.411	280	298	578	123	192	1	51	105	14	463	7.5
Wolf	74-38	1593	234	519	.451	69	83	.831	136	264	400	107	244	8	60	95	31	539	7.3
Liberty	76-18	1171	216	513	.421	58	92	.630	117	104	221	64	153	2	48	71	19	507	6.7
Battle (DEN)	40-4	682	95	196	.485	50	64	.781	62	61	123	47	83	0	41	36	12	243	6.1
Legler	10-0	148	25	72	.347	5	6	.833	8	10	18	12	20	0	2	4	0	58	5.8
Cook	58-25	1121	118	283	.417	71	129	.550	134	192	326	26	100	1	35	50	72	307	5.3
Neal	10-0	125	14	35	.400	13	22	.591	2	14	16	37	26	1	4	19	0	44	4.4
Anderson (DEN)	41-2	659	85	193	.440	44	87	.506	67	170	237	12	107	3	25	61	36	214	5.2
Johnson	21-4	217	29	68	.426	21	32	.656	9	12	21	77	22	0	14	27	2	79	3.8
Mason	3-0	21	2	4	.500	6	8	.750	3	2	5	0	6	0	1	0	0	10	3.3
Dunn	17-3	217	21	47	.447	9	10	.900	20	22	42	24	30	0	12	7	1	52	3.1
Nuggets	**82**	**19730**	**3901**	**8868**	**.440**	**1726**	**2263**	**.763**	**1520**	**2530**	**4050**	**2005**	**2235**	**46**	**856**	**1332**	**406**	**9828**	**119.9**
Opponents	**82**	**19730**	**4076**	**7962**	**.512**	**2377**	**3068**	**.775**	**1242**	**3067**	**4309**	**2492**	**1844**	**14**	**757**	**1527**	**525**	**10723**	**130.8**

Three-Point Field Goals: Adams 167-564 (.296), Williams 43-131 (.328), Abdul-Rauf 24-100 (.240), Liberty 17-57 (.298), Lichti 4-47 (.298), Davis 10-33 (.303), Farmer 5-22 (.227), Gaines 5-21 (.238), Neal 3-9 (.333), Legler 3-12 (.250), Battle 3-22 (.136), Wolf 2-15 (.133), Dunn 1-4 (.250), Lane 1-4 (.250), Cook 0-3 (.000), Woolridge 0-4 (.000), Johnson 0-4 (.000).

Nuggets: 300-1059 (.283). Opponents: 194-502 (.386).

1991-92 (WON 24, LOST 58)

PLAYER	G-GS	MIN	FG	FGA	PCT	FT	FTA	PCT	OFF	DEF	TOT	AST	PF	DQ	STL	TO	BLK	PTS	AVG
Williams	81-80	2623	601	1277	.471	216	269	.803	145	260	405	235	270	4	148	173	68	1474	18.2
Mutombo	71-71	2716	428	869	.493	321	500	.642	316	554	870	156	273	1	43	252	210	1177	16.6
Anderson	82-82	2793	389	854	.456	167	268	.623	337	604	941	78	263	3	88	201	65	945	11.5
Garland	78-67	2209	333	750	.444	171	199	.859	67	123	190	411	206	1	98	175	22	846	10.8
Macon	76-67	2304	333	889	.375	135	185	.730	80	140	220	168	242	4	154	155	14	805	10.6
Abdul-Rauf	81-11	1538	356	845	.421	94	108	.870	22	92	114	192	130	0	44	117	4	837	10.3
Davis	46-0	741	185	403	.459	82	94	.872	20	50	70	68	69	0	29	45	1	457	9.9
Liberty	75-13	1527	275	621	.443	131	180	.728	144	164	308	58	165	3	66	90	29	698	9.3
Lichti	68-10	1176	173	376	.460	99	118	.839	36	82	118	74	131	0	43	72	12	446	6.6
Wolf	67-0	1160	100	277	.361	53	66	.803	97	143	240	61	124	1	32	60	14	254	3.8
Lane (DEN)	9-5	141	10	40	.250	8	19	.421	22	22	44	13	18	0	2	10	1	28	3.1
Brooks	37-0	270	43	97	.443	17	21	.810	13	26	39	11	19	0	8	18	2	105	2.8
Scheffler (DEN)	7-0	46	4	7	.571	4	6	.667	8	3	11	0	8	0	3	1	0	12	1.7
Cook	22-0	115	15	25	.600	4	6	.667	13	21	34	2	10	0	5	3	4	34	1.5
Hastings	40-4	421	17	50	.340	24	28	.857	30	68	98	26	56	0	10	22	15	58	1.5
Nuggets	**82**	**19780**	**3262**	**7380**	**.442**	**1526**	**2067**	**.738**	**1350**	**2352**	**3702**	**1553**	**1984**	**17**	**773**	**1447**	**461**	**8176**	**99.7**
Opponents	**82**	**19780**	**3346**	**6967**	**.480**	**1943**	**2513**	**.773**	**1109**	**2530**	**3639**	**1811**	**1787**	**11**	**780**	**1393**	**593**	**8821**	**107.6**

Three-Point Field Goals: Williams 56-156 (.359), Abdul-Rauf 31-94 (.330), Liberty 17-50 (.340), Macon 4-30 (.133), Garland 9-28 (.321), Davis 5-16 (.313), Brooks 2-11 (.182), Wolf 1-11 (.091), Lichti 1-9 (.111), Hastings 0-9 (.000), Anderson 0-4 (.000).
Nuggets: 126-418 (.301). Opponents: 186-532 (.350).

1992-93 (WON 36, LOST 46)

PLAYER	G-GS	MIN	FG	FGA	PCT	FT	FTA	PCT	OFF	DEF	TOT	AST	PF	DQ	STL	TO	BLK	PTS	AVG
Abdul-Rauf	81-81	2710	633	1407	.450	217	232	.935	51	174	225	344	179	0	84	187	8	1553	19.2
Williams	79-79	2722	535	1167	.458	238	296	.804	132	296	428	295	284	6	126	194	76	1341	17.0
Ellis	82-82	2749	483	958	.504	237	317	.748	274	470	744	151	293	8	72	153	111	1205	14.7
Mutombo	82-82	3029	398	781	.510	335	492	.681	344	726	1070	147	284	5	43	216	287	1131	13.8
Pack	77-1	1579	285	606	.470	239	311	.768	52	108	160	335	182	1	81	185	10	810	10.5
Stith	39-12	865	124	278	.446	99	119	.832	39	85	124	49	82	0	24	44	5	347	8.9
Liberty	78-32	1585	252	620	.406	102	156	.654	131	204	335	105	143	0	64	79	21	628	8.1
Macon	48-27	1141	158	381	.415	42	60	.700	33	70	103	126	135	2	69	72	3	358	7.5
Lichti	48-12	752	124	276	.449	81	102	.794	35	67	102	52	60	0	28	49	11	331	6.9
Plummer	60-0	737	106	228	.465	69	95	.726	53	120	173	40	141	1	14	78	11	281	4.7
Hammonds	35-0	571	86	176	.489	33	54	.611	33	63	96	16	57	0	18	31	8	205	5.9
Brooks	55-2	571	93	233	.399	35	40	.875	22	59	81	34	46	0	10	39	2	227	4.1
Hastings	76-0	670	57	112	.509	40	55	.727	44	93	137	34	115	1	12	29	8	156	2.1
Werdann	28-0	149	18	59	.305	17	31	.548	23	29	52	7	38	1	6	12	4	53	1.9
Nuggets	**82**	**19,830**	**3352**	**7282**	**.460**	**1784**	**2360**	**.756**	**1266**	**2564**	**3830**	**1735**	**2039**	**25**	**651**	**1413**	**565**	**8626**	**105.2**
Opponents	**82**	**19,830**	**3324**	**7214**	**.461**	**1899**	**2517**	**.754**	**1159**	**2505**	**3664**	**1890**	**1983**	**20**	**750**	**1340**	**503**	**8769**	**106.9**

Three-Point Field Goals: Abdul-Rauf 70-197 (.355), Williams 33-122 (.270), Liberty 22-59 (.373), Brooks 6-26 (.231), Lichti 2-6 (.333), Hastings 2-8 (.250), Ellis 2-13 (.154), Pack 1-8 (.125), Macon 0-6 (.000), Stith 0-4 (.000), Plummer 0-3 (.000), Hammonds 0-1 (.000), Werdann 0-1 (.000).
Nuggets: 138-454 (.304). Opponents: 222-647 (.343).

1993-94 (WON 42, LOST 40)

PLAYER	G-GS	MIN	FG	FGA	PCT	FT	FTA	PCT	OFF	DEF	TOT	AST	PF	DQ	STL	TO	BLK	PTS	AVG
Abdul-Rauf	80-78	2617	588	1279	.460	219	229	.956	27	141	168	362	150	1	82	151	10	1437	18.0
Ellis	79-79	2699	483	963	.502	242	359	.674	220	462	682	167	304	6	63	172	80	1215	15.4
R. Williams	82-68	2654	418	1014	.412	165	225	.733	98	294	392	300	288	3	117	163	66	1065	13.0
Stith	82-82	2853	365	811	.450	291	351	.829	119	230	349	199	165	0	116	131	16	1023	12.5
Mutombo	82-82	2853	365	642	.569	256	439	.583	286	685	971	127	262	2	59	206	336	986	12.0
Pack	66-4	1382	223	503	.443	179	236	.758	25	98	123	356	147	1	81	204	9	631	9.6
Rogers	79-14	1406	239	545	.439	127	189	.672	90	136	226	101	195	3	63	131	48	640	8.1
B. Williams	80-1	1507	251	464	.541	137	211	.649	138	308	446	50	221	3	49	104	87	639	8.0
Macon	7-0	126	14	45	.311	8	10	.800	3	4	7	11	17	0	6	14	1	36	5.1
Hammonds	74-2	877	115	230	.500	71	104	.683	62	137	199	34	91	0	20	41	12	301	4.1
Liberty	3-0	11	4	7	.571	1	2	.500	0	5	5	2	5	0	0	2	0	9	3.0
Brooks	34-0	190	36	99	.364	9	10	.900	5	16	21	3	19	0	0	12	2	85	2.5
Jordan	6-0	79	6	23	.261	0	0	0	3	3	6	19	6	0	0	6	1	15	2.5
Randall	28-0	155	17	50	.340	22	28	.786	9	13	22	11	18	0	8	10	3	58	2.1
Mee	38-0	285	28	88	.318	12	27	.444	17	18	35	16	34	0	15	18	13	73	1.9
Farmer	4-0	29	2	6	.333	0	0	0	0	2	2	4	3	0	0	5	0	4	1.0
Marble	5-0	32	2	12	.167	0	3	.000	3	5	8	1	1	0	0	3	2	4	0.8
Nuggets	**82**	**19755**	**3156**	**6781**	**.465**	**1739**	**2423**	**.718**	**1105**	**2557**	**3662**	**1763**	**1926**	**19**	**679**	**1422**	**686**	**8221**	**100.3**
Opponents	**82**	**19755**	**3065**	**7000**	**.438**	**1761**	**2349**	**.750**	**1118**	**2331**	**3449**	**1745**	**1957**	**18**	**725**	**1245**	**502**	**8099**	**98.8**

Three-Point Field Goals: Abdul-Rauf: 42-133 (.316), Ellis: 7-23 (.304), R. Williams: 64-230 (.278), Rogers: 35-92 (.380), Pack: 6-29 (.207), Mee: 5-24 (.208), Brooks: 4-23 (.174), Jordan: 3-10 (.300), Stith:2-9 (.222), Randall: 2-14 (.143), Mutombo: 0-1 (.000), B. Williams: 0-3 (.000), Macon: 0-3 (.000), Liberty: 0-1 (.000), Farmer: 0-2 (.000). **Nuggets: 170-597 (.285). Opponents: 208-717 (.290)**

1994-95 (WON 41, LOST 41)

PLAYER	G-GS	MIN	FG	FGA	PCT	FT	FTA	PCT	OFF	DEF	TOT	AST	PF	DQ	STL	TO	BLK	PTS	AVG
Abdul-Rauf	73-43	2082	472	1005	.470	138	156	.885	32	105	137	263	126	0	77	119	9	1165	16.0
R. Williams	74-70	2198	388	846	.459	132	174	.759	94	235	329	231	264	4	114	124	67	993	13.4
Rogers	80-77	2142	375	769	.488	179	275	.651	132	253	385	161	281	7	95	173	46	979	12.2
Pack	42-32	1144	170	395	.430	137	175	.783	19	94	113	290	101	1	61	134	6	507	12.1
Mutombo	82-82	3100	349	628	.556	248	379	.654	319	710	1029	113	284	2	40	192	321	946	11.5
D. Ellis	81-3	1996	351	774	.453	110	127	.866	56	166	222	57	142	0	37	81	9	918	11.3
Stith	81-51	2329	312	661	.472	267	324	.824	95	173	268	153	142	0	91	110	18	911	11.2
Rose	81-37	1798	227	500	.454	173	234	.739	57	160	217	389	206	0	65	160	22	663	8.2
B. Williams	63-10	1261	196	333	.589	106	162	.654	98	200	298	53	210	7	38	114	43	498	7.9
Hammonds	70-5	956	139	260	.535	132	177	.746	55	167	222	36	132	1	11	56	14	410	5.9
Slater	25-0	236	40	81	.494	40	55	.727	21	36	57	12	47	0	7	26	3	120	4.8
L. Ellis	6-0	58	9	25	.360	6	6	1.000	7	10	17	4	12	0	1	5	5	24	4.0
Levingston	57-0	469	55	130	.423	19	45	.422	49	75	124	27	91	0	13	21	20	129	2.3
Grant	14-0	151	10	33	.303	9	12	.750	2	7	9	43	20	1	6	14	2	31	2.2
Recasner	3-0	13	1	6	.167	4	4	1.000	0	2	2	1	0	0	3	2	0	6	2.0
Mee	2-0	8	1	5	.200	0	0	——	0	1	1	2	0	0	1	0	0	3	1.5
Randall	8-0	39	3	10	.300	0	0	——	4	8	12	1	5	0	0	1	0	6	0.8
Nuggets	**82**	**19980**	**3098**	**6461**	**.479**	**1700**	**2305**	**.738**	**1040**	**2402**	**3442**	**1836**	**2061**	**23**	**660**	**1389**	**585**	**8309**	**101.3**
Opponents	**82**	**19980**	**3050**	**6695**	**.456**	**1721**	**2296**	**.750**	**1021**	**2207**	**3228**	**1784**	**1956**	**24**	**640**	**1182**	**460**	**8240**	**100.5**

Three-Point Field Goals: Abdul-Rauf 83-215 (.386); R. Williams 85-266 (.320); Rogers 50-148 (.338); Pack 30-72 (.417); D. Ellis 106-263 (.403); Stith 20-68 (.294); Rose 36-114 (.316); Hammonds 0-1 (.000); Levingston 0-1 (.000); Grant 2-7 (.286); Mee 1-3 (.333); Recasner 0-1 (.000); Randall 0-1 (.000).
Nuggets: 413-1160 (.356). Opponents: 419-1208 (.347).

1995-96 (WON 35, LOST 47)

PLAYER	G-GS	MIN	FG	FGA	PCT	FT	FTA	PCT	OFF	DEF	TOT	AST	PF	DQ	STL	TO	BLK	PTS	AVG
Abdul-Rauf	57-53	2029	414	955	.434	146	157	.930	26	112	138	389	117	0	64	115	3	1095	19.2
D. Ellis	81-52	2626	459	959	.479	136	179	.760	88	227	315	139	191	1	57	98	7	1204	14.9
Stith	82-77	2810	379	911	.416	320	379	.844	125	275	400	241	187	3	114	157	16	1119	13.6
McDyess	76-75	2280	427	881	.485	166	243	.683	229	343	572	75	250	4	54	154	114	1020	13.4
MacLean	56-5	1107	233	547	.426	145	198	.732	62	143	205	89	105	1	21	68	5	625	11.2
Mutombo	74-74	2713	284	569	.499	246	354	.695	249	622	871	108	258	4	38	150	332	814	11.0
L. Ellis	45-28	1269	189	432	.438	89	148	.601	93	229	322	74	163	3	36	83	33	471	10.5
Rose	80-37	2134	290	604	.480	191	277	.690	46	214	260	495	229	3	53	234	39	803	10.0
Hammonds	71-4	1045	127	268	.474	88	115	.765	85	138	223	23	137	0	23	48	13	342	4.8
Williams	52-5	817	94	254	.370	33	39	.846	25	97	122	74	137	1	34	51	21	241	4.6
Slater	4-0	26	6	11	.545	2	5	.400	3	4	7	2	4	0	1	3	1	14	3.5
Overton	55-0	607	67	178	.376	40	55	.727	8	55	63	106	49	0	13	40	5	182	3.3
Fish	16-0	117	15	26	.577	10	18	.556	7	11	18	7	16	0	3	3	6	40	2.5
Woods	8-0	72	6	22	.273	2	2	1.000	3	3	6	12	13	0	6	5	1	19	2.4
Grant	10-0	109	6	23	.261	0	0	----	3	4	7	14	7	0	2	5	0	14	1.4
Cvetkovic	14-0	48	5	16	.313	0	4	.000	4	7	11	3	11	0	2	3	1	10	0.7
Spencer	6-0	21	0	1	.000	0	0	----	1	3	4	0	8	1	0	3	0	0	0.0
Nuggets	**82**	**19830**	**3001**	**6657**	**.451**	**1614**	**2173**	**.743**	**1057**	**2487**	**3544**	**1851**	**1882**	**21**	**521**	**1265**	**597**	**8013**	**97.7**
Opponents	**82**	**19830**	**3091**	**6741**	**.459**	**1600**	**2105**	**.760**	**934**	**2385**	**3319**	**1875**	**1899**	**18**	**617**	**1130**	**418**	**8235**	**100.4**

Three-Point Field Goals: D. Ellis, 150-364 (.412); Abdul-Rauf, 121-309 (.392); Stith, 41-148 (.277); Rose, 32-108 (.296); Williams, 20-89 (.225); MacLean, 14-49 (.286); Overton, 8-26 (.308); Woods, 5-21 (.238); L. Ellis, 4-22 (.182); Grant, 2-6 (.333); McDyess, 0-4 (.000); Mutombo, 0-1 (.000); Cvetkovic, 0-1 (.000).
Nuggets: 397-1148 (.346). Opponents: 453-1235 (.367).

1996-97 (WON 21, LOST 61)

PLAYER	G-GS	MIN	FG	FGA	PCT	FT	FTA	PCT	OFF	DEF	TOT	AST	PF	DQ	STL	TO	BLK	PTS	AVG
L. Ellis	55-49	2002	445	1014	.439	218	282	.773	107	279	386	131	181	7	44	117	41	1203	21.9
McDyess	74-73	2565	536	1157	.463	274	387	.708	155	382	537	106	276	9	62	199	126	1352	18.3
D. Ellis	82-51	2940	477	1151	.414	215	263	.817	99	194	293	165	178	0	60	146	7	1361	16.6
Stith	52-52	1788	251	603	.416	202	234	.863	74	143	217	133	119	1	60	101	20	774	14.9
Jackson	52-52	2001	192	452	.425	109	136	.801	71	200	271	641	104	0	51	172	9	541	10.4
Pierce	33-10	600	120	260	.462	83	92	.902	17	36	53	31	49	0	14	38	5	335	10.2
Johnson	82-82	2599	243	467	.520	96	156	.615	231	682	913	71	288	5	65	118	227	582	7.1
Marciulionis	17-0	255	38	101	.376	29	36	.806	12	18	30	25	38	0	12	40	1	116	6.8
B. Thompson	65-6	1047	162	405	.400	24	38	.632	18	78	96	179	125	0	55	86	2	445	6.8
Goldwire	27-21	612	69	176	.392	31	38	.816	9	37	46	125	46	0	14	35	1	197	7.3
Smith	33-3	654	87	206	.422	35	41	.854	3	34	37	102	25	0	18	62	0	260	7.9
Hammonds	81-8	1758	191	398	.480	124	172	.721	135	266	401	64	205	0	16	88	24	506	6.2
Williams	1-0	10	3	5	.600	0	0	----	2	3	5	0	0	0	0	4	3	6	6.0
Askew	1-0	9	2	3	.667	2	2	1.000	0	0	0	0	0	0	0	4	0	6	6.0
McInnis	13-0	117	23	49	.469	7	10	.700	2	4	6	18	16	0	2	13	1	65	5.0
Murdock	12-0	114	15	33	.455	11	12	.917	1	10	11	24	9	0	9	11	2	45	3.8
Allen	25-0	251	21	74	.284	15	25	.600	12	21	33	43	17	0	4	13	4	64	2.6
King	2-0	22	2	6	.333	2	4	.500	2	0	2	2	2	0	3	1	0	6	3.0
Zidek	16-0	88	16	33	.485	20	25	.800	10	13	23	5	17	0	1	4	0	52	3.3
Bennett	5-0	59	4	13	.308	2	4	.500	0	3	3	7	6	0	2	10	0	12	2.4
Ham	35-3	313	32	61	.525	16	33	.485	29	27	56	14	57	3	8	21	8	80	2.3
Booker	5-0	21	2	4	.500	0	0	----	0	1	1	3	0	0	0	7	0	5	1.0
L. Thompson	17-0	105	3	16	.188	1	2	.500	5	21	26	0	26	0	3	7	6	7	0.4
NUGGETS	**82**	**19930**	**2934**	**6687**	**.439**	**1516**	**1992**	**.761**	**994**	**2452**	**3446**	**1889**	**1784**	**25**	**503**	**1359**	**487**	**8020**	**97.8**
OPPONENTS	**82**	**19930**	**3297**	**7063**	**.467**	**1457**	**1943**	**.750**	**1086**	**2459**	**3545**	**1846**	**1725**	**10**	**724**	**1057**	**453**	**8535**	**104.1**

Three-Point Field Goals: D. Ellis 192-528 (.364); B. Thompson 97-244 (.398); L. Ellis 95-259 (.367); Stith 70-182 (.385); Smith 51-120 (.425); Jackson 48-121 (.397); McInnis 12-26 (.462); Pierce 12-39 (.308); Marciulionis 11-30 (.367); Allen 7-34 (.206); McDyess 6-35 (.171); Murdock 4-10 (.400); Bennett 2-6 (.333); Booker 1-2 (.500); Johnson 0-2 (.000); Hammonds 0-2 (.000).
Nuggets: 636-1711 (.372). Opponents: 484-1232 (.393).

1997-98 (WON 11, LOST 71)

PLAYER	G-GS	MIN	FG	FGA	PCT	FT	FTA	PCT	OFF	DEF	TOT	AST	PF	DQ	STL	TO	BLK	PTS	AVG
Williams	4-4	145	24	61	.393	31	45	.689	10	11	21	12	9	0	4	9	0	79	19.8
Newman	74-15	2176	344	799	.431	365	445	.820	50	91	141	138	208	2	77	147	24	1089	14.7
L. Ellis	76-71	2575	410	1007	.407	206	256	.805	146	398	544	213	226	2	65	173	49	1083	14.3
Jackson	68-53	2042	310	791	.392	149	183	.814	78	224	302	317	160	0	105	184	11	790	11.6
Fortson	80-23	1811	276	611	.452	263	339	.776	182	266	448	76	314	7	44	157	30	816	10.2
Goldwire	82-32	2212	269	636	.423	150	186	.806	40	107	147	277	149	0	86	85	7	751	9.2
Battie	65-49	1506	234	525	.446	73	104	.702	138	213	351	60	199	6	54	98	69	544	8.4
Alexander (TOT)	60-22	1298	171	400	.428	80	102	.784	17	129	146	209	98	2	70	112	11	488	8.1
Alexander (DEN)	23-19	797	111	255	.435	55	65	.846	10	89	99	138	45	0	45	65	6	323	14.0
Washington	66-36	1539	201	498	.404	65	83	.783	47	80	127	78	143	0	53	72	25	511	7.7
Stith	31-15	718	75	225	.333	75	86	.872	15	50	65	50	52	0	21	35	8	235	7.6
Garrett	82-82	2632	242	565	.428	114	176	.648	227	417	644	90	197	0	57	84	133	598	7.3
H. Ellis	27-3	344	62	111	.559	40	63	.635	27	23	50	18	53	0	19	19	4	164	6.1
Lauderdale	39-0	345	53	127	.417	38	69	.551	27	73	100	21	63	0	7	46	17	144	3.7
Zidek	6-0	42	4	15	.267	10	12	.833	4	9	13	1	5	0	0	3	2	18	3.0
Garris	28-0	225	22	65	.338	19	25	.760	3	16	19	28	22	0	7	15	1	68	2.4
Wolf	57-8	621	40	121	.331	5	10	.500	36	90	126	30	92	0	20	22	7	87	1.5
NUGGETS	**82**	**19730**	**2677**	**6412**	**.417**	**1658**	**2147**	**.772**	**1040**	**2157**	**3197**	**1547**	**1937**	**17**	**664**	**1312**	**393**	**7300**	**89.0**
OPPONENTS	**82**	**19730**	**3015**	**6370**	**.473**	**1817**	**2410**	**.754**	**1095**	**2401**	**3496**	**1983**	**1782**	**13**	**662**	**1243**	**535**	**8266**	**100.8**

Three-Point Field Goals: Goldwire, 63-164 (.384); L. Ellis, 57-201 (.284); Alexander, 46-112 (.411); Washington, 44-137 (.321); Newman, 36-105 (.343); Jackson, 21-81 (.259); Stith, 10-48 (.208); Garris, 5-14 (.357); Battie, 3-14 (.214); Wolf, 2-10 (.200); Fortson, 1-3 (.333); H. Ellis, 0-4 (.000).
Nuggets: 288-893 (.323). Opponents: 419-1,105 (.379).

1998-99 (WON 14, LOST 36)

PLAYER	G-GS	MIN	FG	FGA	PCT	FT	FTA	PCT	OFF	DEF	TOT	AST	PF	DQ	STL	TO	BLK	PTS	AVG
McDyess	50-50	1937	415	882	.471	230	338	.680	168	369	537	82	175	5	73	138	115	1061	21.2
Van Exel	50-50	1802	306	769	.398	142	175	.811	14	99	113	368	90	0	40	121	3	826	16.5
Billups	45-41	1498	191	495	.386	157	172	.913	24	72	96	173	115	0	58	98	14	624	13.9
LaFrentz	12-12	387	59	129	.457	36	48	.750	33	58	91	8	38	2	9	9	17	166	13.8
Fortson	50-38	1417	191	386	.495	168	231	.727	210	371	581	32	212	9	31	77	22	550	11.0
E. Williams	38-8	780	80	219	.365	111	139	.799	34	47	81	37	76	0	27	49	8	277	7.3
Alexander	36-4	778	97	260	.373	37	44	.841	7	67	74	119	77	0	35	69	5	261	7.3
Stith	46 -32	1194	114	290	.393	61	71	.859	30	77	107	82	65	0	28	45	15	320	7.0
Taylor	36-9	724	82	198	.414	17	23	.739	30	71	101	24	97	1	28	34	17	207	5.8
Washington	38-6	761	73	184	.397	22	32	.688	35	54	89	30	87	2	25	34	18	205	5.4
Wheeler	1-0	3	1	1	1.000	1	2	.500	0	0	0	2	1	0	0	0	0	4	4.0
Clark	28-0	409	36	80	.450	21	37	.568	36	60	96	10	52	0	10	21	31	93	3.3
Herrera (TOT)	28-0	307	30	76	.395	5	11	.455	25	37	62	4	40	0	12	16	7	65	2.3
Herrera (DEN)	24-0	265	27	63	.429	5	9	.556	20	34	54	1	37	0	12	12	7	59	2.5
McCarty	2-0	4	2	3	.667	0	0	----	2	1	3	0	0	0	0	2	0	4	2.0
Meyer	14-0	70	7	28	.250	1	2	.500	4	12	16	1	22	0	0	4	3	16	1.1
M. Williams	1-0	6	0	2	.000	1	2	.500	0	0	0	0	0	0	0	0	0	1	1.0
NUGGETS	**50**	**12025**	**1681**	**3989**	**.421**	**1010**	**1325**	**.762**	**647**	**1392**	**2039**	**969**	**1144**	**19**	**376**	**739**	**275**	**4674**	**93.5**
OPPONENTS	**50**	**12025**	**1885**	**4017**	**.469**	**997**	**1339**	**.745**	**620**	**1502**	**2122**	**1175**	**1103**	**7**	**396**	**701**	**274**	**5004**	**100.1**

Three-Point Field Goals: Billups, 85-235 (.362); Van Exel, 72-234 (.308); Washington, 37-97 (.381); Stith, 31-106 (.292); Alexander, 30-105 (.286); Taylor, 26-68 (.382); LaFrentz, 12-31 (.387); Wheeler, 1-1 (1.000); Meyer, 1-5 (.200); McDyess, 1-9 (.111); Clark, 0-1 (.000); Herrera, 0-1 (.000), Fortson, 0-3 (.000).
Nuggets: 302-922 (.328). Opponents: 237-640 (.370).

1999-00 (WON 35, LOST 47)

PLAYER	G-GS	MIN	FG	FGA	PCT	FT	FTA	PCT	OFF	DEF	TOT	AST	PF	DQ	STL	TO	BLK	PTS	AVG
McDyess	81-81	2698	614	1211	.507	323	516	.626	234	451	685	159	316	12	69	230	139	1551	19.1
Mercer	37-37	1408	272	612	.444	119	151	.788	29	123	152	104	75	0	33	87	15	678	18.3
Van Exel	79-79	2950	473	1213	.390	196	240	.817	34	277	311	714	148	0	68	221	11	1275	16.1
LaFrentz	81-80	2435	392	879	.446	162	236	.686	170	471	641	97	292	6	42	96	180	1006	12.4
Gatling (TOT)	85-0	1811	365	802	.455	266	373	.713	154	348	502	71	246	2	82	169	23	1014	11.9
Gatling (DEN)	40-0	770	155	340	.456	95	128	.742	63	142	205	31	104	2	34	64	13	416	10.4
Abdul-Wahad (TOT)	61-56	56	274	646	.424	146	193	.756	101	190	291	98	147	1	59	106	28	697	11.4
Abdul-Wahad (DEN)	15-10	373	51	131	.389	31	42	.738	24	28	52	26	31	0	6	19	12	134	8.9
McCloud	78-11	2118	266	638	.417	148	181	.818	72	213	285	246	180	2	48	134	26	787	10.1
Billups	13-5	305	34	101	.337	37	44	.841	8	26	34	39	27	0	10	24	2	112	8.6
Clark	81-20	1850	286	528	.542	121	176	.688	162	343	505	71	231	1	45	125	114	694	8.6
Posey	81-77	2052	230	536	.429	120	150	.800	85	232	317	146	207	1	98	95	33	662	8.2
Stith	45-6	691	86	189	.455	64	77	.831	23	61	84	61	56	0	18	33	12	253	5.6
Herren	45-1	597	45	124	.363	27	40	.675	12	40	52	111	74	0	15	42	2	141	3.1
Alexander	29-2	329	28	98	.286	17	22	.773	8	34	42	58	39	0	24	28	2	82	2.8
Jones	40-1	330	44	104	.423	14	19	.737	41	62	103	19	50	1	3	13	6	104	2.6
Bowen	52-0	589	46	117	.393	38	53	.717	75	39	114	20	95	0	39	14	13	131	2.5
Rogers	40-0	355	35	88	.398	19	41	.463	33	47	80	9	36	0	2	10	38	89	2.2
Taylor	1-0	5	0	2	.000	0	0	---	0	1	1	0	1	0	0	0	0	0	0.0
NUGGETS	**82**	**19855**	**3057**	**6911**	**.442**	**1531**	**2116**	**.724**	**1073**	**2590**	**3663**	**1911**	**1962**	**25**	**554**	**1281**	**618**	**8115**	**99.0**
OPPONENTS	**82**	**19855**	**3129**	**6953**	**.450**	**1632**	**2174**	**.751**	**1027**	**2606**	**3633**	**2003**	**1937**	**22**	**616**	**1179**	**462**	**8289**	**101.1**

Three-Point Field Goals: Van Exel, 133-401 (.332); McCloud, 107-283 (.378); Posey, 82-220 (.373); LaFrentz, 60-183 (.328); Herren, 24-67 (.358); Stith, 17-56 (.304); Mercer, 15-39 (.385); Gatling, 11-47 (.234); Alexander, 9-35 (.257); Billups, 7-41 (.171); Jones, 2-3 (.667); Abdul-Wahad, 1-2 (.500); Clark, 1-8 (.125); Bowen, 1-9 (.111); McDyess, 0-2 (.000); Rogers, 0-1 (.000).
Nuggets: 470-1,397 (.336). Opponents: 399-1,126 (.354).

2000-01 (WON 40, LOST 42)

PLAYER	G-GS	MIN	FG	FGA	PCT	FT	FTA	PCT	OFF	DEF	TOT	AST	PF	DQ	STL	TO	BLK	PTS	AVG
McDyess	70-70	2555	577	1165	.495	304	434	.700	240	605	845	146	220	2	43	162	102	1458	20.8
Van Exel	71-70	2688	460	1112	.414	204	249	.819	44	197	241	600	109	1	61	165	18	1259	17.7
LaFrentz	78-74	2457	387	812	.477	183	262	.698	173	434	607	107	290	9	37	97	206	1008	12.9
Lenard	80-58	2331	336	846	.397	153	192	.797	47	184	231	190	170	1	65	102	18	972	12.2
McCloud	76-8	2007	250	655	.382	152	181	.840	55	169	224	279	165	1	53	117	27	729	9.6
Willis (TOT)	78-22	1830	304	690	.441	113	147	.769	177	355	532	50	216	0	57	87	52	722	9.3
Willis (DEN)	43-13	1059	180	421	.428	52	66	.788	109	200	309	29	138	0	38	47	31	413	9.6
Posey	82-82	2255	243	590	.412	115	141	.816	125	306	431	163	226	2	93	102	40	666	8.1
Clark	35-3	752	82	199	.412	63	105	.600	58	128	186	34	101	3	16	48	44	227	6.5
Pack	74-11	1260	181	426	.425	105	137	.766	30	107	137	293	114	0	65	135	1	479	6.5
Strickland	46-2	517	82	185	.443	37	59	.627	43	77	120	17	58	0	12	24	19	201	4.4
Goldwire	20-0	201	30	80	.375	13	17	.765	1	11	12	34	13	0	9	15	0	82	4.1
Murray	13-0	135	17	55	.309	9	10	.900	4	18	22	9	8	0	4	6	1	50	3.8
Abdul-Wahad	29-12	420	43	111	.387	21	36	.583	14	45	59	22	54	0	14	34	13	111	3.8
Bowen	57-0	696	80	144	.556	27	44	.614	62	51	113	30	95	0	37	24	12	191	3.4
McClintock	6-1	58	9	18	.500	0	5	.000	10	7	17	1	11	1	0	3	2	18	3.0
Cheaney	9-5	153	10	30	.333	1	2	.500	5	15	20	9	14	0	4	5	2	21	2.3
Davis	19-1	228	12	25	.480	9	22	.409	24	29	53	7	34	0	1	5	1	33	1.7
Joseph (TOT)	4-0	16	1	5	.200	0	2	.000	2	0	2	1	1	0	0	2	1	2	0.5
Joseph (DEN)	2-0	8	0	3	.000	0	2	.000	0	0	0	0	0	0	0	1	1	0	0.0
NUGGETS	**82**	**19780**	**2979**	**6877**	**.433**	**1448**	**1964**	**.737**	**1044**	**2583**	**3627**	**1970**	**1820**	**20**	**552**	**1136**	**538**	**7918**	**96.6**
OPPONENTS	**82**	**19780**	**3081**	**6914**	**.446**	**1542**	**2049**	**.753**	**1012**	**2642**	**3654**	**2042**	**1758**	**23**	**588**	**1075**	**497**	**8120**	**99.0**

Three-Point Field Goals: Lenard, 147-382 (.385); Van Exel, 135-358 (.377); McCloud, 77- 234 (.329); Posey, 65-217 (.300); LaFrentz, 51-139 (.367); Pack, 12-31 (.387); Goldwire, 9-34 (.265), Murray, 7-23 (.304); Abdul-Wahad, 4-10 (.400); Bowen, 4-11 (.364); Willis, 1-4 (.250); Strickland, 0-1 (.000).
Nuggets: 512-1444 (.355). Opponents: 416-1168 (.356).

2001-02 (WON 27, LOST 55)

PLAYER	G-GS	MIN	FG	FGA	PCT	FT	FTA	PCT	OFF	DEF	TOT	AST	PF	DQ	STL	TO	BLK	PTS	AVG
Van Exel	45-44	1739	372	912	.408	136	174	.782	19	150	169	365	69	0	30	116	7	965	21.4
Howard (TOT)	81-72	2635	462	1005	.460	261	343	.761	223	389	612	169	265	4	46	152	47	1185	14.6
Howard (DEN)	28-28	976	192	420	.457	117	152	.770	85	137	222	76	95	3	18	74	17	501	17.9
LaFrentz	51-51	1668	307	659	.466	70	105	.667	117	262	379	60	173	5	31	60	153	759	14.9
Lenard	71-19	1665	315	769	.410	94	120	.783	38	145	183	130	105	0	59	91	25	813	11.5
McDyess	10-10	236	43	75	.573	27	33	.818	18	37	55	18	20	0	10	20	8	113	11.3
Posey	73-63	2238	277	736	.376	161	203	.793	109	320	429	180	224	3	114	127	39	782	10.7
Hardaway (TOT)	68-16	1601	226	620	.365	77	97	.794	14	110	124	278	109	0	57	111	10	652	9.6
Hardaway (DEN)	14-14	325	47	126	.373	12	19	.632	1	26	27	77	25	0	17	38	2	134	9.6
Johnson	51-13	1200	186	383	.486	109	146	.747	14	50	64	258	69	0	35	67	8	481	9.4
Rider	10-1	173	37	81	.457	13	17	.765	10	23	33	12	11	0	3	14	2	93	9.3
McCloud	69-26	1830	206	576	.358	132	163	.810	67	184	251	204	175	3	58	144	19	604	8.8
Cheaney	68-47	1631	224	466	.481	46	67	.687	57	183	240	110	156	1	34	70	21	494	7.3
Abdul-Wahad	20-12	417	55	145	.379	24	32	.750	39	39	78	22	51	1	18	24	9	135	6.8
Hamilton	54-15	848	103	245	.420	118	181	.652	110	143	253	14	104	0	21	60	18	324	6.0
Harvey (TOT)	47-4	841	108	217	.498	54	90	.600	80	147	227	37	115	1	21	33	24	270	5.7
Harvey (DEN)	29-4	679	94	191	.492	44	68	.647	68	113	181	32	88	1	17	25	19	232	8.0
Satterfield	36-4	560	73	199	.367	36	46	.783	17	35	52	108	43	0	31	53	1	189	5.3
Bateer	27-10	408	53	132	.402	29	37	.784	32	64	96	22	94	3	10	32	5	139	5.1
Williams	41-16	737	86	217	.396	30	41	.732	82	127	209	13	98	1	17	35	33	202	4.9
Bowen	75-21	1686	147	307	.479	69	92	.750	134	165	299	52	171	1	75	41	41	364	4.9
Scott	21-10	252	37	75	.493	8	20	.400	53	50	103	8	49	0	3	15	6	82	3.9
Andersen	24-1	262	25	74	.338	22	28	.786	38	38	76	7	35	0	7	13	28	72	3.0
Arroyo (TOT)	37-1	371	49	111	.441	13	18	.722	12	28	40	70	30	0	11	23	1	111	3.0
Arroyo (DEN)	20-1	275	36	82	.439	9	12	.750	9	19	28	49	18	0	5	11	1	81	4.1
NUGGETS	**82**	**19805**	**2915**	**6870**	**.424**	**1306**	**1756**	**.744**	**1117**	**2310**	**3427**	**1817**	**1873**	**22**	**613**	**1205**	**462**	**7559**	**92.2**
OPPONENTS	**82**	**19805**	**3005**	**6540**	**.459**	**1602**	**2144**	**.747**	**995**	**2529**	**3524**	**1968**	**1646**	**11**	**671**	**1173**	**560**	**8036**	**98.0**

Three-Point Field Goals: Lenard, 89-240 (.371); Van Exel, 85-252 (.408); LaFrentz, 75-173 (.434); Posey, 67-237 (.283); McCloud, 60-222 (.270); Hardaway, 28-75 (.373); Satterfield, 7-27 (.259); Rider, 6-15 (.400); Bateer, 4-12 (.333); Abdul Wahad, 1-2 (.500); Bowen, 1-12 (.083); Johnson, 0-5 (.000); Andersen, 0-4 (.000); Cheaney, 0-4 (.000); Arroyo, 0-2 (.000); Williams, 0-2 (.000); Howard, 0-1 (.000).
Nuggets: 423-1285 (.329). Opponents: 424-1173 (.361).

2002-03 (WON 17, LOST 65)

PLAYER	G-GS	MIN	FG	FGA	PCT	FT	FTA	PCT	OFF	DEF	TOT	AST	PF	DQ	STL	TO	BLK	PTS	AVG
Howard	77-77	2730	567	1261	.450	282	351	.803	181	404	585	234	239	2	77	189	27	1418	18.4
Posey	25-24	872	121	324	.373	86	102	.843	38	107	145	78	63	1	29	66	6	352	14.1
Nenê	80-53	2258	321	619	.519	197	341	.578	208	283	491	149	295	4	127	181	65	839	10.5
Whitney	29-20	762	94	261	.360	46	57	.807	1	45	46	124	77	1	17	55	1	277	9.6
White	72-19	1563	260	638	.408	98	125	.784	43	170	213	121	134	1	45	156	32	650	9.0
Williams (TOT)	78-11	1881	228	579	.394	78	102	.765	24	147	171	266	140	0	77	114	6	627	8.0
Williams (DEN)	27-9	712	94	241	.390	30	45	.667	12	49	61	138	56	0	16	53	3	255	9.4
Harvey	77-27	1613	246	551	.446	118	176	.670	125	284	409	100	203	2	48	123	27	611	7.9
Camby	29-9	616	93	227	.410	33	50	.660	75	133	208	4	69	1	20	27	40	221	7.6
Yarbrough	59-39	1381	168	428	.393	49	62	.790	36	126	162	130	145	2	57	81	33	406	6.9
Trepagnier	8-0	97	17	40	.425	7	7	1.000	8	8	16	6	5	0	8	8	0	45	5.6
Satterfield	22-6	420	51	165	.309	16	23	.696	12	23	35	53	30	0	18	36	2	123	5.6
Blount	54-24	885	105	267	.393	71	99	.717	62	121	183	35	112	1	22	70	51	281	5.2
Andersen	59-3	907	114	285	.400	77	140	.550	109	165	274	32	90	1	30	60	60	305	5.2
J. Harrington	82-51	2003	169	467	.362	73	112	.652	44	206	250	277	250	6	80	157	15	418	5.1
Tskitishvili	81-16	1320	115	393	.293	48	65	.738	64	117	181	91	136	1	31	84	29	315	3.9
Bowen	62-31	996	97	197	.492	27	41	.659	78	79	157	54	82	0	65	43	29	223	3.6
Crotty	12-0	180	14	41	.341	9	15	.600	1	14	15	29	16	0	3	9	0	41	3.4
Savovic	27-0	256	29	93	.312	21	29	.724	9	16	25	22	33	0	14	21	1	83	3.1
Brown (TOT)	10-2	93	12	35	.343	6	8	.750	8	10	18	7	14	0	4	9	1	30	3.0
Brown (DEN)	3-2	71	7	25	.280	4	6	.667	4	7	11	5	11	0	4	4	1	18	6.0
A. Harrington (TOT)	19-0	111	11	37	.297	3	4	.750	1	7	8	12	8	0	2	2	1	30	1.6
A. Harrington (DEN)	6-0	74	7	20	.350	1	2	.500	1	5	6	10	6	0	1	0	0	19	3.2
Bryant	3-0	14	0	1	.000	1	2	.500	1	1	2	2	4	0	0	2	0	1	0.3
NUGGETS	**82**	**19730**	**2689**	**6544**	**.411**	**1294**	**1850**	**.699**	**1112**	**2363**	**3475**	**1737**	**2056**	**23**	**712**	**1514**	**422**	**6901**	**84.2**
OPPONENTS	**82**	**19730**	**2696**	**6087**	**.443**	**1768**	**2337**	**.757**	**861**	**2443**	**3304**	**1764**	**1789**	**16**	**742**	**1405**	**538**	**7580**	**92.4**

Three-Point Field Goals: Whitney, 43-128 (.336); Tskitishhvili, 37-152 (.243); Williams, 37-102 (.363); White, 32-134 (.239); Posey, 24-88 (.273); Yarbrough, 21-78 (..269); J. Harrington, 7-28 (.250); Satterfield, 5-28 (.179); Crotty, 4-13 (.308); A. Harrington, 4-11 (.364); Savovic, 4-26 (.154); Trepagnier, 4-8 (.500); Bowen, 2--7 (..226); Camby, 2-5 (.400); Howard, 2-4 (.500); Harvey, 1-7 (.143); Nenê, 0-3 (.000); Andersen, 0-1 (.000); Brown, 0-1 (.000).
Nuggets: 229-824 (.278). Opponents: 420-1134 (.370).

2003-04 (WON 43, LOST 39)

PLAYER	G-GS	MIN	FG	FGA	PCT	FT	FTA	PCT	OFF	DEF	TOT	AST	PF	DQ	STL	TO	BLK	PTS	AVG
Anthony	82-82	2995	624	1465	.426	408	525	.777	183	315	498	227	225	1	97	247	41	1725	21.0
Miller	82-82	2838	430	941	.457	342	411	.832	127	239	366	501	194	2	142	215	25	1214	14.8
Lenard	73-70	2233	394	933	.422	144	182	.791	46	154	200	151	177	1	61	101	12	1038	14.2
Nenê	77-77	2504	334	630	.530	240	352	.682	154	349	503	168	280	3	116	183	41	908	11.8
Boykins	82-3	1849	321	766	.419	142	162	.877	42	101	143	295	84	0	51	100	3	839	10.2
Camby	72-72	2162	262	549	.477	98	136	.721	211	516	727	132	239	4	86	98	187	622	8.6
White	72-0	985	215	468	.459	78	104	.750	44	121	165	60	105	0	32	78	20	541	7.5
Barry	57-9	1101	120	297	.404	60	71	.845	25	98	123	147	66	0	57	53	8	351	6.2
Doleac (TOT)	72-0	1029	140	322	.435	45	52	.865	88	177	265	44	142	1	23	48	36	325	4.5
Doleac (DEN)	26-0	344	40	97	.412	14	16	.875	28	48	76	14	58	0	6	11	6	94	3.6
Elson	62-14	875	94	199	.472	30	45	.667	65	138	203	32	145	2	35	35	39	218	3.5
Andersen	71-0	1029	90	203	.443	63	107	.589	89	209	298	35	119	0	34	48	114	243	3.4
Tskitishvili	39-0	307	40	122	.328	23	29	.793	24	39	63	10	50	0	6	17	8	106	2.7
Trepagnier	11-0	96	10	38	.263	3	6	.500	6	9	15	4	7	0	3	6	0	25	2.3
Bowen	52-1	392	18	53	.340	10	12	.833	39	48	87	18	47	0	18	6	16	46	0.9
Pope	4-0	20	1	2	.500	0	1	.000	0	3	3	0	8	0	1	3	0	2	0.5
NUGGETS	**82**	**19730**	**2993**	**6763**	**.443**	**1655**	**2159**	**.767**	**1083**	**2387**	**3470**	**1794**	**1804**	**13**	**745**	**1278**	**520**	**7972**	**97.2**
OPPONENTS	**82**	**19730**	**3019**	**6662**	**.453**	**1470**	**2020**	**.728**	**1056**	**2465**	**3521**	**1931**	**1895**	**16**	**664**	**1399**	**479**	**7884**	**96.1**

Three-Point Field Goals: Lenard, 106-289 (.367); Anthony, 69-214 (.322); Boykins, 55-171 (.322); Barry, 51-138 (.370); White, 33-87 (.379); Miller, 12-65 (.185); Tskitishvili, 3-11 (.273); Trepagnier, 2-4 (.500); Camby, 0-2 (.000); Nenê, 0-2, (.000); Andersen, 0-1, (.000); Elson, 0-1 (.000).
Nuggets: 331-995 (.336). Opponents: 376-1056 (.356).

2004-05 (WON 49, LOST 33)

PLAYER	G-GS	MIN	FG	FGA	PCT	FT	FTA	PCT	OFF	DEF	TOT	AST	PF	DQ	STL	TO	BLK	PTS	AVG
Anthony	75-75	2608	530	1230	.431	42	158	.266	141	285	426	194	229	1	68	224	30	1558	20.8
Martin	70-67	2272	444	907	.490	199	308	.646	146	365	511	170	228	4	100	149	78	1087	15.5
Miller	82-82	2852	427	895	.477	253	302	.838	100	238	338	569	204	1	121	220	8	1113	13.6
Boykins	82-5	2162	340	824	.413	279	303	.921	37	106	143	372	122	0	78	121	12	1015	12.4
Camby	66-66	2015	279	600	.465	125	173	.723	131	530	661	152	177	0	61	103	199	683	10.3
Lenard	3-1	54	10	26	.385	5	8	.625	0	6	6	6	2	0	1	2	0	29	9.7
Nenê	55-18	1317	194	386	.503	140	212	.660	104	221	325	84	167	0	50	94	48	528	9.6
D. Johnson	71-40	1232	185	371	.499	80	101	.792	43	108	151	75	140	0	43	65	18	503	7.1
Person (TOT)	41-3	667	107	226	.473	9	13	.692	3	80	83	39	30	0	19	17	4	264	6.4
Person (DEN)	25-0	461	82	169	.485	5	9	.556	2	59	61	28	24	0	13	10	4	202	8.1
Buckner	70-41	1522	160	303	.528	63	81	.778	66	142	208	133	169	0	75	49	6	432	6.2
White	42-2	531	98	227	.432	21	34	.618	20	54	74	36	51	0	30	27	10	236	5.6
Najera (TOT)	68-4	1185	145	322	.450	58	91	.637	102	141	243	65	148	0	41	61	24	354	5.2
Najera (DEN)	26-0	575	75	150	.500	29	46	.630	49	76	125	28	77	0	23	29	14	179	6.9
Russell	70-2	1026	95	252	.377	61	77	.792	50	122	172	72	130	0	44	35	11	307	4.4
Elson	67-11	939	101	216	.468	45	79	.570	61	140	201	34	129	1	34	40	41	248	3.7
Flores (TOT)	16-0	77	14	29	.483	2	2	1.000	1	2	3	11	9	0	2	11	0	35	2.2
Flores (DEN)	1-0	4	1	2	.500	0	0	---	1	0	1	0	0	0	0	0	0	3	3.0
Tskitishvili	23-0	158	15	51	.294	4	7	.571	11	18	29	4	24	0	8	14	8	34	1.5
Pope	9-0	27	2	6	.333	0	0	---	5	3	8	1	5	0	1	1	2	4	0.4
NUGGETS	**82**	**19755**	**3038**	**6615**	**.459**	**320**	**2313**	**.763**	**967**	**2473**	**3440**	**1958**	**1878**	**7**	**750**	**1224**	**489**	**8161**	**99.5**
OPPONENTS	**82**	**19755**	**2950**	**6606**	**.447**	**463**	**2189**	**.746**	**975**	**2441**	**3416**	**1778**	**1960**	**19**	**636**	**1342**	**458**	**7995**	**97.5**

Three-Point Field Goals: Boykins, 56-166 (.337); Russell, 56-149 (.376); D. Johnson, 53-148 (.358); Buckner, 49-121 (.405); Anthony, 42-158 (.266); Person, 33-68 (.485); White, 19-44 (.432); Miller, 6-39 (.154); Lenard, 4-12 (.333); Elson, 1-3 (.333); Flores, 1-1 (1.000); Martin, 0-12 (.000); Tskitishvili, 0-7 (.000); Najera, 0-6 (.000); Camby, 0-4 (.000); Nenê, 0-2 (.000).

Nuggets: 320-940 (.340). Opponents: 463-1342 (.345).

2005-06 (WON 44, LOST 38)

PLAYER	G-GS	MIN	FG	FGA	PCT	FT	FTA	PCT	OFF	DEF	TOT	AST	PF	DQ	STL	TO	BLK	PTS	AVG
Anthony	80-80	2941	756	1572	.481	573	709	.808	122	272	394	216	229	3	88	218	42	2122	26.5
Miller	82-82	2937	404	872	.463	313	424	.738	92	259	351	674	213	1	106	256	18	1126	13.7
Martin	56-49	1546	297	600	.495	121	170	.712	93	260	353	79	171	1	43	72	52	720	12.9
Camby	56-54	1857	302	649	.465	111	156	.712	132	536	668	115	158	1	79	92	184	716	12.8
Boykins	60-0	1542	271	661	.410	152	174	.874	21	60	81	230	73	0	48	83	4	756	12.6
Patterson (TOT)	71-22	1793	327	635	.515	203	338	.601	118	126	244	127	150	0	76	150	21	858	12.1
Patterson (DEN)	26-20	736	139	256	.543	65	112	.580	45	45	90	67	71	0	34	68	9	344	13.2
Lenard	12-6	238	42	103	.408	5	13	.385	2	26	28	18	21	0	9	11	2	99	8.3
Watson	46-10	975	121	292	.429	37	59	.627	17	69	86	160	95	1	37	75	7	347	7.5
Buckner	73-27	1758	181	417	.434	43	55	.782	31	178	209	127	180	0	87	52	20	491	6.7
Johnson	58-21	924	132	306	.431	34	42	.810	19	77	96	55	86	0	25	46	26	354	6.1
Evans (TOT)	67-25	1393	131	268	.489	115	217	.530	171	331	502	38	166	0	40	85	10	377	5.6
Evans (DEN)	26-2	605	43	95	.453	49	97	.505	57	169	226	15	71	0	16	44	5	135	5.2
Najera	64-3	1449	127	301	.422	89	114	.781	128	197	325	52	165	0	53	54	34	347	5.4
Elson	72-54	1579	151	284	.532	49	74	.662	99	240	339	47	211	0	54	65	45	352	4.9
Smith (TOT)	22-4	210	30	72	.417	5	8	.625	3	13	16	9	28	0	5	4	6	80	3.6
Smith (DEN)	1-0	2	0	1	.000	0	0	---	0	0	0	0	1	0	0	0	0	0	0.0
Kleiza	61-2	519	77	173	.445	57	81	.704	38	78	116	15	87	0	10	16	13	213	3.5
Eisley (TOT)	32-0	394	34	103	.330	20	24	.833	3	30	33	69	34	0	11	21	2	101	3.2
Eisley (DEN)	19-0	282	30	86	.349	20	24	.833	2	17	19	44	23	0	8	18	2	92	4.8
Hodge	14-0	33	5	13	.385	3	8	.375	5	2	7	6	7	0	2	8	0	13	0.9
Nenê	1-0	3	0	1	.000	0	0	---	0	0	0	0	1	0	0	2	0	0	0.0
Russell	1-0	3	0	0	---	0	0	---	0	1	1	1	0	0	0	0	0	0	0.0
NUGGETS	**82**	**19930**	**3078**	**6672**	**.461**	**1721**	**2312**	**.744**	**903**	**2486**	**3389**	**1921**	**1863**	**7**	**698**	**1216**	**463**	**8227**	**100.3**
OPPONENTS	**82**	**19930**	**3070**	**6764**	**.454**	**1538**	**2090**	**.736**	**965**	**2469**	**3434**	**1959**	**1911**	**28**	**586**	**1323**	**436**	**8208**	**100.1**

Three-Point Field Goals: Buckner, 86-243 (.354); Watson, 68-172 (.395); Boykins, 62-179 (.346); Johnson, 56-160 (.350); Anthony, 37-152 (.243); Eisley, 12-38 (.316); Lenard, 10-35 (.286); Martin, 5-22 (.227); Miller, 5-27 (.185); Najera, 4-12 (.333); Kleiza, 2-13 (.154); Camby, 1-11 (.091); Elson, 1-5 (.200); Patterson, 1-6 (.167); Smith, 0-1 (.000).

Nuggets: 350-1076 (.325). Opponents: 530-1480 (.358).

2006-07 (WON 45, LOST 37)

PLAYER	G-GS	MIN	FG	FGA	PCT	FT	FTA	PCT	OFF	DEF	TOT	AST	PF	DQ	STL	TO	BLK	PTS	AVG
Anthony	65-65	2486	691	1453	.476	459	568	.808	143	248	391	249	203	1	77	234	23	1881	28.9
Iverson (TOT)	65-64	2761	581	1313	.442	485	610	.795	23	170	193	468	95	0	123	268	13	1709	26.3
Iverson (DEN)	50-49	2121	430	947	.454	331	436	.759	16	136	152	359	74	0	90	202	12	1241	24.8
Boykins	31-4	877	156	378	.413	119	131	.908	23	40	63	132	31	0	25	52	2	472	15.2
Miller	23-23	822	117	248	.472	62	85	.729	25	79	104	209	58	1	37	70	4	300	13.0
J.R. Smith	63-24	1471	284	644	.441	102	126	.810	30	113	143	91	147	1	49	85	9	819	13.0
Nenê	64-42	1715	294	516	.570	195	283	.689	150	299	449	77	209	3	62	127	59	783	12.2
Camby	70-70	2369	312	659	.473	161	221	.729	164	652	816	223	183	2	87	122	231	785	11.2
Martin	2-2	63	8	16	.500	3	12	.250	6	14	20	1	10	0	0	5	0	19	9.5
Kleiza	79-14	1488	200	474	.422	115	135	.852	77	189	266	45	200	0	28	79	14	598	7.6
Najera	75-36	1658	204	354	.576	88	123	.715	131	179	310	64	207	3	73	56	26	497	6.6
Blake (TOT)	82-42	2224	209	509	.411	43	64	.672	21	148	169	408	121	0	61	129	8	528	6.4
Blake (DEN)	49-40	1642	164	380	.432	32	44	.727	14	110	124	324	72	0	51	101	5	408	8.3
Jo. Smith	11-0	148	23	48	.479	10	12	.833	13	27	40	3	23	0	6	13	7	56	5.1
Evans	66-11	1127	117	215	.544	91	183	.497	156	304	460	45	144	0	42	95	16	325	4.9
Diawara	64-19	1177	100	292	.342	35	53	.660	27	83	110	55	132	0	30	37	7	284	4.4
Johnson	39-7	419	50	154	.325	16	21	.762	10	47	57	17	39	0	16	27	12	135	3.5
Carter	2-0	37	3	8	.375	0	0	---	0	3	3	11	4	0	0	6	1	6	3.0
Hodge	4-1	37	2	5	.400	2	2	1.000	1	2	3	10	3	0	3	1	0	6	1.5
Sampson	22-3	125	9	14	.643	6	14	.429	15	33	48	5	17	0	2	10	7	24	1.1
Wafer (TOT)	1-0	1	0	1	.000	0	0	---	0	0	0	0	0	0	0	0	0	0	0.0
NUGGETS	**82**	**19780**	**3164**	**6805**	**.465**	**1827**	**2449**	**.746**	**1001**	**2558**	**3559**	**1920**	**1756**	**11**	**678**	**1352**	**435**	**8639**	**105.4**
OPPONENTS	**82**	**19780**	**3257**	**7088**	**.460**	**1438**	**1945**	**.739**	**1006**	**2461**	**3467**	**2010**	**1946**	**14**	**680**	**1343**	**424**	**8506**	**103.7**

Three-Point Field Goals: J.R. Smith, 149-382 (.390); Kleiza, 83-221 (.376); Blake (TOT), 67-208 (.322); Blake (DEN), 48-140 (.343); Iverson (TOT), 62-197 (.315); Iverson (DEN), 50-144 (.347); Diawara, 49-170 (.288); Boykins, 41-110 (.373); Anthony, 40-149 (.268; Johnson, 19-88 (.216); Miller, 4-16 (.250); Najera, 1-12 (.083); Camby, 0-2 (.000); Carter, 0-2 (.000); Martin, 0-1 (.000); Nenê, 0-1 (.000); Sampson, 0-1 (.000); Jo. Smith, 0-1 (.000); Wafer (TOT), 0-1 (.000); Evans, 0-0 (.000); Hodge, 0-0 (.000).

Nuggets: 484-1440 (.336). Opponents: 554-1569 (.353).

2007-08 (WON 50, LOST 32)

PLAYER	G-GS	MIN	FG	FGA	PCT	FT	FTA	PCT	OFF	DEF	TOT	AST	PF	DQ	STL	TO	BLK	PTS	AVG
Iverson	82-82	3424	712	1556	.458	645	797	.809	47	196	243	586	109	0	160	245	12	2164	26.4
Anthony	77-77	2806	728	1481	.492	464	590	.786	178	393	571	259	253	2	98	253	39	1978	25.7
Martin	71-71	2160	376	699	.538	123	212	.580	105	356	461	90	235	3	88	91	85	877	12.4
Smith	74-0	1421	311	674	.461	128	178	.719	43	109	152	128	144	0	62	112	12	907	12.3
Kleiza	79-13	1889	311	659	.472	164	213	.770	92	241	333	95	181	0	44	89	19	880	11.1
Camby	79-79	2757	286	635	.450	143	202	.708	230	807	1037	259	216	2	84	118	285	721	9.1
Carter	70-67	1960	218	476	.458	64	85	.753	27	173	200	388	172	2	108	124	28	545	7.8
Najera	78-3	1664	174	368	.473	63	89	.708	113	224	337	95	199	3	69	59	40	464	5.9
Nenê	16-1	266	29	71	.408	27	49	.551	30	57	87	15	46	1	9	21	14	85	5.3
Atkins	24-0	352	42	122	.344	4	9	.444	3	28	31	47	27	0	9	10	1	113	4.7
Jones (TOT)	47-2	530	60	140	.429	40	51	.784	29	63	92	28	85	0	15	28	3	178	3.8
Jones (DEN)	25-0	222	26	64	.406	23	28	.821	11	27	38	11	46	0	5	14	1	84	3.4
Wilks	8-0	122	10	23	.435	2	2	1.000	4	8	12	6	9	0	5	5	0	24	3.0
Diawara	54-14	542	55	134	.410	22	31	.710	23	39	62	37	61	1	8	16	3	153	2.8
Hunter	19-2	120	15	28	.536	9	20	.450	10	19	29	0	20	0	0	7	6	39	2.1
Green (TOT)	17-0	74	7	25	.280	11	12	.917	0	10	10	11	5	0	2	9	0	27	1.6
Green (DEN)	9-0	30	3	9	.333	3	4	.750	0	6	6	3	2	0	1	2	0	10	1.1
Wafer	21-0	90	10	38	.263	6	8	.750	1	9	10	5	4	0	2	11	1	27	1.3
McCoy	6-1	33	1	1	1.000	1	2	.500	1	6	7	0	7	0	0	4	5	3	0.5
NUGGETS	**82**	**19855**	**3307**	**7038**	**.470**	**1891**	**2519**	**.751**	**918**	**2698**	**3616**	**2024**	**1731**	**14**	**752**	**1203**	**551**	**9074**	**110.7**
OPPONENTS	**82**	**19855**	**3334**	**7303**	**.457**	**1481**	**2028**	**.730**	**1042**	**2680**	**3722**	**2107**	**1950**	**15**	**644**	**1343**	**393**	**8770**	**107.0**

Three-Point Field Goals: Smith, 157-390 (.403); Iverson, 95-275 (.345); Kleiza, 94-277 (.339); Anthony, 58-164 (.354); Najera, 53-147 (.361); Carter, 45-129 (.349); Atkins, 25-79 (.316); Diawara, 21-66 (.318); Jones (TOT), 18-53 (.340); Jones (DEN), 9-23 (.391); Camby, 6-20 (.300); Wilks, 2-5 (.400); Martin, 2-11 (.182); Green (TOT), 2-11 (.182); Green (DEN), 1-3 (.333); Wafer, 1-15 (.067); Nenê, 0-1 (.000); Hunter, 0-0 (.000); McCoy, 0-0 (.000).

Nuggets: 569-1605 (.355). Opponents: 621-1710 (.363).

2008-09 (WON 54, LOST 28)

PLAYER	G-GS	MIN	FG	FGA	PCT	FT	FTA	PCT	OFF	DEF	TOT	AST	PF	DQ	STL	TO	BLK	PTS	AVG
Anthony	66-66	2277	535	1207	.443	371	468	.793	106	344	450	222	195	1	75	199	24	1504	22.8
Iverson	3-3	123	18	40	.450	18	25	.720	3	5	8	20	3	0	3	10	1	56	18.7
Billups (TOT)	79-79	2788	410	980	.418	418	458	.913	32	207	239	506	161	0	93	177	18	1400	17.7
Billups (DEN)	77-77	2719	403	959	.420	409	448	.913	31	198	229	491	158	0	90	173	17	1375	17.9
Smith	81-18	2245	424	950	.446	205	272	.754	43	254	297	227	190	1	78	150	14	1233	15.2
Nenê	77-76	2510	428	709	.604	266	368	.723	183	415	598	108	278	5	95	147	101	1123	14.6
Martin	66-66	2111	318	648	.491	119	197	.604	81	314	395	132	201	1	96	104	74	769	11.7
Kleiza	82-7	1824	289	646	.447	148	204	.725	92	235	327	64	155	0	31	82	14	813	9.9
Andersen	71-1	1460	160	292	.548	130	181	.718	163	279	442	31	174	1	41	69	175	452	6.4
Jones	79-71	1426	154	336	.458	110	151	.728	58	110	168	78	199	0	49	68	19	429	5.4
Carter	78-5	1787	167	386	.433	57	78	.731	40	165	205	364	142	0	96	155	13	412	5.3
Balkman	53-10	780	110	197	.558	42	65	.646	86	117	203	34	98	1	47	35	23	264	5.0
Petro (TOT)	49-22	559	73	176	.415	16	29	.552	42	116	158	16	107	0	19	28	15	162	3.3
Petro (DEN)	27-10	217	27	63	.429	6	14	.429	15	48	63	10	56	0	3	13	10	60	2.2
Hart (TOT)	39-2	348	30	94	.319	18	23	.783	13	33	46	48	39	0	12	22	4	78	2.0
Hart (DEN)	11-0	36	5	10	.500	3	4	.750	1	3	4	5	4	0	0	3	0	13	1.2
Atkins	14-0	115	9	27	.333	4	4	1.000	0	6	6	28	5	0	2	10	1	27	1.9
Weems	12-0	55	8	25	.320	3	8	.375	0	4	4	3	8	0	1	6	0	19	1.6
Howard	3-0	22	1	2	.500	0	0	---	1	3	4	2	4	0	1	0	1	2	0.7
Samb	6-0	24	2	13	.154	0	0	---	2	7	9	1	4	0	2	2	5	4	0.7
NUGGETS	**82**	**19730**	**3058**	**6510**	**.470**	**1891**	**2487**	**.760**	**905**	**2507**	**3412**	**1820**	**1874**	**10**	**710**	**1257**	**492**	**8555**	**104.3**
OPPONENTS	**82**	**19730**	**2966**	**6738**	**.440**	**1742**	**2228**	**.782**	**991**	**2391**	**3382**	**1756**	**1944**	**18**	**648**	**1265**	**447**	**8275**	**100.9**

Three-Point Field Goals: Jones, 11-17 (.647); Billups (DEN), 160-390 (.410); Billups (TOT), 162-397 (.408); Smith, 180-453 (.397); Anthony, 63-170 (.371); Martin, 14-38 (.368); Kleiza, 87-267 (.326); Atkins, 5-17 (.294); Balkman, 2-7 (.286); Iverson, 2-8 (.250); Carter, 21-88 (.239); Andersen, 2-10 (.200); Nenê, 1-5 (.200); Hart (TOT), 0-6 (.000); Hart (DEN), 0-2 (.000); Weems, 0-3 (.000); Petro (TOT), 0-2 (.000); Petro (DEN), 0-1 (.000); Samb, 0-1 (.000); Howard, 0-0 (.000).

Nuggets: 548-1477 (.371). Opponents: 601-1643 (.366).

2009-10 (WON 53, LOST 29)

PLAYER	G-GS	MIN	FG	FGA	PCT	FT	FTA	PCT	OFF	DEF	TOT	AST	PF	DQ	STL	TO	BLK	PTS	AVG
Anthony	69-69	2634	688	1502	.458	508	612	.830	152	302	454	222	225	2	88	209	30	1943	28.2
Billups	73-73	2490	402	962	.418	466	512	.910	25	203	228	409	153	1	82	177	9	1427	19.5
Smith	75-0	2076	428	1033	.414	142	201	.706	28	206	234	183	174	1	99	139	20	1156	15.4
Nenê	82-82	2755	421	717	.587	293	416	.704	166	461	627	203	281	7	115	125	82	1135	13.8
Martin	58-58	1986	283	620	.456	93	167	.557	142	404	546	109	186	2	72	91	61	667	11.5
Afflalo	82-75	2230	272	585	.465	72	98	.735	59	193	252	138	225	1	46	74	30	724	8.8
Lawson	65-8	1316	201	390	.515	106	140	.757	42	82	124	203	89	0	48	82	2	542	8.3
Andersen	76-0	1692	142	251	.566	164	236	.695	147	336	483	33	171	1	42	59	143	448	5.9
Graham	63-18	759	105	202	.520	54	73	.740	39	84	123	22	104	0	23	43	7	266	4.2
Karl (TOT)	7-1	113	11	32	.344	4	6	.667	4	14	18	15	14	1	3	10	1	28	4.0
Petro	36-16	436	54	101	.535	14	21	.667	32	97	129	14	80	0	10	23	13	122	3.4
Carter	54-7	859	76	181	.420	11	13	.846	17	72	89	160	72	0	39	58	13	180	3.3
Allen	51-3	456	46	116	.397	12	13	.923	36	46	82	16	68	0	11	22	5	105	2.1
Balkman	13-1	91	6	18	.333	2	6	.333	4	19	23	7	16	0	8	6	2	14	1.1
NUGGETS	**82**	**19780**	**3124**	**6678**	**.468**	**1937**	**2508**	**.772**	**889**	**2505**	**3394**	**1719**	**1844**	**15**	**683**	**1136**	**417**	**8729**	**106.5**
OPPONENTS	**82**	**19780**	**3088**	**6766**	**.456**	**1695**	**2207**	**.768**	**955**	**2513**	**3468**	**1723**	**1943**	**9**	**578**	**1235**	**438**	**8394**	**102.4**

Three-Point Field Goals: Afflalo, 108-249 (.434); Lawson, 34-83 (.410); Billups, 157-407 (.386); Smith, 158-467 (.338); Anthony, 59-187 (.316); Martin, 8-29 (.276); Carter, 17-63 (.270); Karl (TOT), 2-11 (.182); Allen, 1-6 (.167); Graham, 2-13 (.154); Balkman, 0-7 (.000); Andersen, 0-3 (.000); Nenê, 0-2 (.000); Petro, 0-1 (.000).

Nuggets: 544-1517 (.359). Opponents: 523-1498 (.349).

2010-11 (WON 50, LOST 32)

PLAYER	G-GS	MIN	FG	FGA	PCT	FT	FTA	PCT	OFF	DEF	TOT	AST	PF	DQ	STL	TO	BLK	PTS	AVG
Anthony	50-50	1774	437	967	.452	343	417	.823	77	305	382	140	134	2	43	142	31	1259	25.2
Billups	51-51	1646	235	536	.438	265	287	.923	12	113	125	271	94	0	52	129	12	840	16.5
Gallinari (TOT)	62-60	2104	265	640	.414	337	391	.862	59	246	305	104	144	0	51	83	27	970	15.6
Gallinari (DEN)	14-12	433	54	131	.370	78	101	.772	11	65	76	22	27	0	13	25	9	206	14.7
Felton (TOT)	75-54	2737	427	1005	.425	194	241	.805	48	221	269	625	150	0	125	221	11	1164	15.5
Felton (DEN)	21-0	663	88	204	.431	37	60	.617	8	67	75	137	37	0	28	45	0	241	11.5
Chandler (TOT)	72-49	2400	429	953	.450	130	161	.807	75	333	408	120	199	2	48	104	94	1100	15.3
Chandler (DEN)	21-19	642	101	241	.419	34	42	.810	13	92	105	34	47	0	14	37	24	262	12.5
Nene	75-75	2291	402	654	.615	286	402	.711	145	426	571	149	238	5	84	134	73	1091	14.5
Afflalo	69-69	2324	312	627	.498	138	163	.847	45	206	251	168	153	2	34	71	31	867	12.6
Smith	79-6	1968	341	784	.435	163	221	.738	45	277	322	175	173	0	92	100	16	969	12.3
Lawson	80-31	2103	346	688	.503	172	225	.764	67	142	209	377	133	1	80	137	4	933	11.7
Harrington	73-3	1665	281	675	.416	86	117	.735	76	256	332	101	202	4	39	106	10	765	10.5
Martin	48-48	1233	185	362	.511	42	72	.583	67	230	297	109	136	2	43	59	35	414	8.6
Andersen	45-0	732	82	137	.599	86	135	.637	75	144	219	20	79	1	23	25	58	250	5.6
Forbes	63-11	791	124	273	.454	59	87	.678	28	88	116	49	77	0	23	46	6	326	5.2
Williams	42-32	713	82	181	.453	34	46	.739	74	149	223	19	92	0	18	37	22	198	4.7
Mozgov (TOT)	45-14	524	63	133	.474	37	52	.712	46	75	121	15	84	1	15	35	25	163	3.6
Mozgov (DEN)	11-0	66	11	21	.524	6	8	.750	5	12	17	0	8	0	1	3	2	28	2.5
Koufos (TOT)	50-2	434	68	150	.453	24	43	.558	57	73	130	7	59	0	10	31	25	160	3.2
Koufos (DEN)	11-1	98	21	42	.500	12	19	.632	15	18	33	0	9	0	2	6	5	54	4.9
Balkman	5-0	44	5	9	.556	3	4	.750	1	3	4	2	11	0	3	0	2	13	2.6
Ely	30-2	366	28	51	.549	13	21	.619	27	47	74	14	50	1	4	14	11	69	2.3
Carter	14-0	153	10	30	.333	2	2	1.000	0	12	12	26	19	0	9	14	1	26	1.9
NUGGETS	**82**	**19705**	**3145**	**6613**	**.476**	**1859**	**2429**	**.765**	**791**	**2652**	**3443**	**1813**	**1719**	**18**	**605**	**1157**	**352**	**8811**	**107.5**
OPPONENTS	**82**	**19705**	**3153**	**6876**	**.459**	**1539**	**2036**	**.756**	**864**	**2525**	**3389**	**1820**	**1864**	**7**	**611**	**1127**	**488**	**8421**	**102.7**

Three-Point Field Goals: Smith, 124-318 (.390); Harrington, 117-328 (.357); Felton (TOT), 116-329 (.353); Felton (DEN), 28-61 (.459); Chandler (TOT), 112-320 (.350); Chandler (DEN), 26-75 (.347); Billups, 105-238 (.441); Afflalo, 105-248 (.423); Gallinari (TOT), 103-293 (.352); Gallinari (DEN), 20-54 (.370); Lawson, 69-171 (.404); Anthony, 42-126 (.333); Forbes, 19-58 (.328); Carter, 4-12 (.333); Martin, 2-9 (.222); Nene, 1-5 (.200); Andersen, 0-1 (.000); Koufos (TOT), 0-2 (.000); Koufos (DEN), 0-0 (.000); Balkman, 0-0 (.000); Ely, 0-0 (.000); Mozgov (TOT), 0-0 (.000); Mozgov (DEN), 0-0 (.000); Williams, 0-0 (.000).
Nuggets: 662-1704 (.388). Opponents: 576-1675 (.344) .

SEE PAGES 66-67 FOR 2011-12 STATS

DENVER NUGGETS

FRANCHISE HISTORY

2012-13 DENVER NUGGETS MEDIA GUIDE

INCLUDES GAMES PLAYED WITH DENVER ONLY

MAHMOUD ABDUL-RAUF (FORMERLY CHRIS JACKSON)

Height: 6-1 Weight: 162 Louisiana State '92 Born Mar. 9, 1969
Acquired: Drafted, No. 3 overall, in 1990 Departed: Traded to Sacramento on Jun. 13, 1996

YEAR	GP	MIN	FGM	FGA	PCT	FTM	FTA	PCT	OFF	DEF	REB	AST	PF	DQ	STL	BLK	PTS	AVG
90-91	67	1505	417	1009	.413	84	98	.857	34	87	121	206	149	2	55	4	942	14.1
91-92	81	1538	356	845	.421	94	108	.870	22	92	114	192	130	0	44	4	837	10.3
92-93	81	2710	633	1407	.450	217	232	.935	51	174	225	344	179	0	84	8	1553	19.2
93-94	80	2617	588	1279	.460	219	229	.956	27	141	168	362	150	1	82	10	1437	18.0
94-95	73	2082	472	1005	.470	138	156	.885	32	105	137	263	126	0	77	9	1165	16.0
95-96	57	2029	414	955	.434	146	157	.930	26	112	138	389	117	0	64	3	1095	19.2
TOTALS	**439**	**12481**	**2880**	**6500**	**.443**	**898**	**980**	**.916**	**192**	**711**	**903**	**1756**	**851**	**3**	**406**	**38**	**7029**	**16.0**

Three-point field goals: '90-91, 24-100, (.240); '91-92, 31-94, (.330); '92-93, 70-197, (.355); '93-94, 42-133, (.316); '94-95, 83-215, (.386), '95-96, 121-309 (.392) Totals: 371-1048 (.354).

PLAYOFFS	GP	MIN	FGM	FGA	PCT	FTM	FTA	PCT	OFF	DEF	REB	AST	PF	DQ	STL	BLK	PTS	AVG
1994	12	339	57	154	.370	29	31	.935	3	15	18	30	29	0	5	1	155	12.9
1995	3	76	12	33	.364	14	14	1.000	2	3	5	5	8	0	2	0	40	13.3
TOTALS	**15**	**415**	**69**	**187**	**.369**	**43**	**45**	**.956**	**5**	**18**	**23**	**35**	**37**	**0**	**7**	**1**	**195**	**13.0**

Three-point field goals: 1994, 12-37 (.324); 1995, 2-12 (.167); Totals: 14-49 (.286).

TARIQ ABDUL-WAHAD

Height: 6-6 Weight: 223 San Jose State '98 Born Nov. 3, 1974
Acquired: By trade from Orlando on Feb. 1, 2000 Departed: Traded to Dallas on Feb. 21, 2002

YEAR	GP	MIN	FGM	FGA	PCT	FTM	FTA	PCT	OFF	DEF	REB	AST	PF	DQ	STL	BLK	PTS	AVG
99-00	15	373	51	131	.389	31	42	.738	24	28	52	26	31	0	6	12	134	8.9
00-01	29	420	43	111	.387	21	36	.583	14	45	59	22	54	0	14	13	111	3.8
01-02	12	295	36	103	.350	15	22	.682	30	21	51	15	33	0	11	7	88	7.3
TOTALS	**56**	**1088**	**130**	**345**	**.377**	**67**	**100**	**.670**	**68**	**94**	**162**	**63**	**118**	**0**	**31**	**32**	**333**	**6.0**

Three-point field goals: '99-00, 1-2 (.500); '00-01, 4-10 (.400); '01-02, 1-2 (.500). Totals: 6-14 (.429).

MICHAEL ADAMS

Height: 5-10 Weight: 165 Boston College '85 Born Jan. 19, 1963
Acquired: By trade from Washington on Nov. 2, 1987 Departed: Traded to Washington on Jun. 11, 1991

YEAR	GP	MIN	FGM	FGA	PCT	FTM	FTA	PCT	OFF	DEF	REB	AST	PF	DQ	STL	BLK	PTS	AVG
87-88	82	2778	416	927	.449	166	199	.834	40	183	223	503	138	0	168	16	1137	13.9
88-89	77	2787	468	1082	.443	322	393	.819	71	212	283	490	149	0	166	11	1424	18.5
89-90	79	2690	398	989	.402	267	314	.850	49	176	225	495	133	0	121	3	1221	15.5
90-91	66	2346	560	1421	.394	465	529	.879	58	198	256	693	162	1	147	6	1752	26.5
TOTALS	**304**	**10601**	**1842**	**4419**	**.416**	**1220**	**1435**	**.850**	**218**	**769**	**987**	**2181**	**582**	**1**	**602**	**36**	**5534**	**18.2**

Three-point field goals: '87-88, 139-379 (.367); '88-89, 166-466 (.356); '89-90, 158-432 (.366); '90-91, 167-564 (.296). Totals: 630-1841 (.342).

PLAYOFFS	GP	MIN	FGM	FGA	PCT	FTM	FTA	PCT	OFF	DEF	REB	AST	PF	DQ	STL	BLK	PTS	AVG
1988	11	406	47	130	.362	36	41	.878	9	27	36	64	19	0	18	2	147	13.4
1989	2	75	15	36	.417	7	8	.875	5	12	17	9	6	0	3	0	47	23.5
1990	3	105	13	34	.382	7	8	.875	0	6	6	18	10	0	4	0	39	13.0
TOTALS	**16**	**586**	**75**	**200**	**.375**	**50**	**57**	**.877**	**14**	**45**	**59**	**91**	**35**	**0**	**25**	**2**	**233**	**14.6**

Three-point field goals: 1988, 17-54 (.315); 1989, 10-22 (.450); 1990, 6-20 (.300). Totals: 33-96 (.344).

ARRON AFFLALO

Height: 6-5 Weight: 215 UCLA '07 Born Oct. 15, 1985
Acquired: By trade from Detroit on July 13, 2009 Departed: Traded to Orlando on Aug. 10, 2012

YEAR	GP	MIN	FGM	FGA	PCT	FTM	FTA	PCT	OFF	DEF	REB	AST	PF	DQ	STL	BLK	PTS	AVG
09-10	82	2221	272	585	.465	72	99	.735	59	193	252	138	225	1	46	30	724	8.8
10-11	69	2324	312	627	.498	138	163	.847	45	206	251	168	153	2	34	31	867	12.6
11-12	62	2086	329	699	.471	197	247	.798	40	157	197	149	134	0	36	13	943	15.2
TOTALS	**213**	**6631**	**913**	**1911**	**.48**	**407**	**509**	**.800**	**144**	**556**	**700**	**455**	**512**	**3**	**116**	**74**	**2534**	**11.9**

Three-point field goals: '09-10, 108-249 (.434); '10-11, 105-248 (.423); '11-12, 88-221 (.398). Totals: 301-718 (.419).

PLAYOFFS	GP	MIN	FGM	FGA	PCT	FTM	FTA	PCT	OFF	DEF	REB	AST	PF	DQ	STL	BLK	PTS	AVG
2010	6	120	20	32	.625	9	11	.818	1	12	13	7	21	0	1	2	55	9.2
2011	3	85	12	34	.250	7	8	.875	0	9	9	7	10	0	0	0	34	11.3
2012	7	229	30	74	.405	12	15	.800	5	25	30	19	14	0	5	2	76	10.9
TOTALS	**16**	**434**	**62**	**140**	**.443**	**28**	**34**	**.824**	**6**	**46**	**52**	**33**	**45**	**0**	**6**	**4**	**165**	**10.3**

Three-point field goals: 2010, 6-14 (.429); 2011, 3-12 (.250); 2012, 4-20 (.200). Totals: 13-46 (.283).

MARK ALARIE

Height: 6-8 Weight: 217 Duke '86 Born Dec. 11,1963
Acquired: Drafted, No. 18 overall, in 1986 Departed: Traded to Washington on Nov. 2, 1987

YEAR	GP	MIN	FGM	FGA	PCT	FTM	FTA	PCT	OFF	DEF	REB	AST	PF	DQ	STL	BLK	PTS	AVG
86-87	64	1110	217	443	.490	67	101	.663	73	141	214	74	138	1	22	28	503	7.9

Three-point field goals: 2-9 (.222)

PLAYOFFS	GP	MIN	FGM	FGA	PCT	FTM	FTA	PCT	OFF	DEF	REB	AST	PF	DQ	STL	BLK	PTS	AVG
1987	3	41	9	15	.600	2	2	1.000	0	5	5	1	9	0	2	2	20	6.7

Three-point field goals: 0-0

CORY ALEXANDER

Height: 6-1 Weight: 190 Virginia '96 Born Jun. 22, 1973
Acquired: Signed as a free agent on Mar. 4, 1998 Departed: Waived on Oct. 30, 2000

YEAR	GP	MIN	FGM	FGA	PCT	FTM	FTA	PCT	OFF	DEF	REB	AST	PF	DQ	STL	BLK	PTS	AVG
97-98	23	797	111	255	.435	55	65	.846	10	89	99	138	45	0	45	6	323	14.0
98-99	36	778	97	260	.373	37	44	.841	7	67	74	119	77	0	35	5	261	7.3
99-00	29	329	28	98	.286	17	22	.773	8	34	42	58	39	0	24	2	82	2.8
TOTALS	**88**	**1904**	**236**	**613**	**.385**	**109**	**131**	**.832**	**25**	**190**	**215**	**315**	**161**	**0**	**104**	**13**	**666**	**7.6**

Three-point field goals: '97-98, 46-112 (.411); '98-99, 30-105 (.286); '99-00, 9-35 (.257). Totals: 85-252 (.337).

JEROME ALLEN

Height: 6-4 Weight: 184 Pennsylvania '95 Born Jan. 28, 1973
Acquired: By trade from Indiana on Feb. 20, 1997 Departed: Renounced following '96-97 season

YEAR	GP	MIN	FGM	FGA	PCT	FTM	FTA	PCT	OFF	DEF	REB	AST	PF	DQ	STL	BLK	PTS	AVG
96-97	25	251	21	74	.284	15	25	.600	12	21	33	43	17	0	4	4	64	2.6

Three-point field goals: 7-34 (.206)

MALIK ALLEN

Height: 6-10 Weight: 255 Villanova '00 Born Jun. 27, 1978
Acquired: By trade from Milwaukee on Jul. 31, 2009 Departed: Contract expired at end of '09-10 season

YEAR	GP	MIN	FGM	FGA	PCT	FTM	FTA	PCT	OFF	DEF	REB	AST	PF	DQ	STL	BLK	PTS	AVG
09-10	51	456	46	116	.397	12	13	.923	36	46	82	16	68	0	11	5	105	2.1

Three-point field goals: 1-6 (.167)

PLAYOFFS	GP	MIN	FGM	FGA	PCT	FTM	FTA	PCT	OFF	DEF	REB	AST	PF	DQ	STL	BLK	PTS	AVG
2010	4	11	0	1	.000	0	0	---	2	1	3	0	2	0	1	0	0	0.0

Three-point field goals: 0-0.

CHRIS ANDERSEN

Height: 6-10 Weight: 228 Blinn (Texas) J.C. '99 Born Jul. 7, 1978
Acquired: Signed as a free agent from the NBDL on Nov. 21, 2001 Departed: Contract expired at end of '03-04 season
Acquired: Signed as a free agent on July 24, 2008 Departed: Amnestied on July 17, 2012

YEAR	GP	MIN	FGM	FGA	PCT	FTM	FTA	PCT	OFF	DEF	REB	AST	PF	DQ	STL	BLK	PTS	AVG
01-02	24	262	25	74	.338	22	28	.786	38	38	76	7	35	0	7	28	72	3.0
02-03	59	907	114	285	.400	77	140	.550	109	165	274	32	90	1	30	60	305	5.2
03-04	71	1029	90	203	.443	63	107	.589	89	209	298	35	119	0	34	114	243	3.4
08-09	71	1460	160	292	.548	130	181	.718	163	279	442	31	174	1	41	175	452	6.4
09-10	76	1695	142	251	.566	164	236	.695	147	336	483	33	171	1	42	143	448	5.9
10-11	45	732	82	137	.599	86	135	.637	75	144	219	20	79	1	23	58	250	5.6
11-12	32	486	59	108	.546	50	82	.610	48	100	148	6	52	1	19	46	168	5.3
TOTALS	**378**	**6571**	**672**	**1350**	**.498**	**592**	**909**	**.651**	**669**	**1271**	**1940**	**165**	**720**	**5**	**198**	**624**	**1938**	**5.1**

Three-point field goals: '01-02, 0-4 (.000); '02-03, 0-1 (.000); '03-04, 0-1 (.000); '08-09, 2-10 (.200); '09-10, 0-3 (.000); '10-11, 0-1 (.000); '11-12, 0-0 (---). Totals: 2-20 (.100).

PLAYOFFS	GP	MIN	FGM	FGA	PCT	FTM	FTA	PCT	OFF	DEF	REB	AST	PF	DQ	STL	BLK	PTS	AVG
2004	5	34	3	9	.333	0	0	---	6	8	14	2	3	0	1	2	6	1.2
2009	15	328	34	54	.630	29	44	.659	29	66	95	9	42	0	5	32	97	6.3
2010	6	116	9	17	.529	9	14	.643	7	20	27	1	14	0	1	6	27	4.5
2011	5	73	7	11	.636	10	14	.714	5	9	14	3	8	0	3	7	24	2.8
TOTALS	**31**	**551**	**53**	**91**	**.582**	**48**	**72**	**.667**	**47**	**103**	**150**	**15**	**67**	**0**	**10**	**47**	**154**	**4.8**

Three-point field goals: 2004, 0-0 (---); 2009, 0-1 (.000); 2010, 0-0 (---); 2011, 0-0 (---). Totals: 0-1, (.000)

CLIFF ANDERSON

Height: 6-4 Weight: 200 St. Joseph's (PA) '67 Born Sept. 7, 1945

YEAR	GP	MIN	FGM	FGA	PCT	FTM	FTA	PCT	OFF	DEF	REB	AST	PF	DQ	STL	BLK	PTS	AVG
69-70	3	22	2	4	.500	2	6	.333	1	3	4	4	3	0	-	3	6	2.0

Three-point field goals: 0-0.

DWIGHT ANDERSON

Height: 6-3 Weight: 185 Southern California '82 Born Dec. 28, 1960
Acquired: Signed 10-day contract on Dec. 30, 1982 Departed: Was not offered a second 10-day contract

YEAR	GP	MIN	FGM	FGA	PCT	FTM	FTA	PCT	OFF	DEF	REB	AST	PF	DQ	STL	BLK	PTS	AVG
82-83	5	133	7	14	.500	7	10	.700	0	2	2	3	7	0	1	5	21	4.2

Three-point field goals: 0-0.

GREG "CADILLAC" ANDERSON

Height: 6-10 Weight: 240 Houston '87 Born Jun. 22, 1964
Acquired: By trade from New Jersey on Jan. 23, 1991 Departed: Contract expired at end of '91-92 season

YEAR	GP	MIN	FGM	FGA	PCT	FTM	FTA	PCT	OFF	DEF	REB	AST	PF	DQ	STL	BLK	PTS	AVG
90-91	41	659	85	193	.440	44	87	.506	67	170	237	12	107	3	25	36	214	5.2
91-92	82	2793	389	854	.456	167	268	.623	337	604	941	78	263	3	88	65	945	11.5
TOTALS	**123**	**3452**	**474**	**1047**	**.452**	**211**	**355**	**.594**	**404**	**774**	**1178**	**90**	**370**	**6**	**113**	**101**	**1159**	**9.4**

Three-point field goals: '91-92, 0-4 (.000).

RICHARD ANDERSON

Height: 6-10 Weight: 240 UC-Santa Barbara '82 Born Nov. 19, 1960
Acquired: By trade from San Diego on Oct. 4, 1983 Departed: Contract expired at end of '83-84 season

YEAR	GP	MIN	FGM	FGA	PCT	FTM	FTA	PCT	OFF	DEF	REB	AST	PF	DQ	STL	BLK	PTS	AVG
83-84	78	1380	272	638	.426	116	150	.773	163	270	406	193	183	0	46	109	663	8.5

Three-point field goals: 3-19 (.158)

PLAYOFFS	GP	MIN	FGM	FGA	PCT	FTM	FTA	PCT	OFF	DEF	REB	AST	PF	DQ	STL	BLK	PTS	AVG
1984	4	37	6	15	.400	4	6	.667	1	8	9	5	6	0	0	1	16	4.0

Three-point field goals: 0-1 (.000)

CARMELO ANTHONY

Height: 6-8 Weight: 230 Syracuse '03 Born May 29, 1984
Acquired: Drafted, No. 3 overall in 2003 Departed: Traded to New York on Feb. 22, 2011

YEAR	GP	MIN	FGM	FGA	PCT	FTM	FTA	PCT	OFF	DEF	REB	AST	PF	DQ	STL	BLK	PTS	AVG
03-04	82	2994	624	1465	.426	408	525	.777	183	315	498	227	225	1	97	41	1725	21.0
04-05	75	2608	530	1230	.431	456	573	.796	141	285	779	194	229	1	68	30	1558	20.8
05-06	80	2940	756	1572	.481	573	709	.808	122	272	764	216	229	3	88	42	2122	26.5
06-07	65	2485	691	1453	.476	459	568	.808	143	248	884	249	203	1	77	22	1881	28.9
07-08	77	2806	728	1481	.492	464	590	.786	178	393	528	259	253	2	98	39	1978	25.7
08-09	66	2277	535	1207	.443	371	468	.793	106	344	537	222	195	1	75	24	1504	22.8
09-10	69	2634	688	1502	.458	508	612	.830	152	302	417	222	225	2	88	30	1943	28.2
10-11	50	1774	437	967	.452	343	417	.823	77	305	96	140	134	2	43	31	1259	25.2
TOTALS	**564**	**2052**	**4989**	**10877**	**.459**	**3582**	**4462**	**.803**	**1102**	**2464**	**3566**	**1729**	**1693**	**13**	**634**	**259**	**13970**	**24.8**

Three-point field goals: '03-04, 69-214 (.322); '04-05, 42-158 (.266); '05-06, 37-152 (.243); '06-07, 40-149 (.268); '07-08, 58-164 (.354); '08-09, 63-170 (.371); '09-10, 59-187 (.316); '10-11, 42-126 (.333). **Totals:** 410-1,320 (.311).

PLAYOFFS	GP	MIN	FGM	FGA	PCT	FTM	FTA	PCT	OFF	DEF	REB	AST	PF	DQ	STL	BLK	PTS	AVG
2004	4	143	21	64	.328	16	20	.800	7	26	33	11	11	1	5	0	60	15.0
2005	5	180	35	83	.422	26	32	.813	14	13	27	10	20	0	3	1	96	19.2
2006	5	193	33	99	.333	39	52	.750	12	21	33	14	20	1	4	1	105	21.0
2007	5	210	47	98	.480	31	39	.795	18	25	43	6	12	0	5	0	134	26.8
2008	4	146	32	88	.364	24	29	.828	19	19	38	8	17	1	2	1	90	22.5
2009	16	612	146	322	.453	119	144	.826	26	67	93	65	60	1	28	10	435	27.2
2010	6	254	64	138	.464	50	57	.877	14	37	51	20	26	1	12	3	184	30.7
TOTALS	**45**	**1738**	**378**	**892**	**.424**	**305**	**373**	**.818**	**110**	**208**	**318**	**134**	**166**	**5**	**59**	**16**	**1104**	**24.5**

Three-point field goals: 2004, 2-11 (.182); 2005, 0-1 (.000); 2006, 0-4 (.000); 2007, 9-18 (.500); 2008, 2-8 (.250); 2009, 24-66 (.364); 2010, 6-19 (.316).
Totals: 43-127 (.339).

CARLOS ARROYO

Height: 6-2 Weight: 202 Florida International '01 Born Jul. 30, 1979
Acquired: Signed to a 10-day contract on Mar. 7, 2002 Departed: Waived on Aug. 15, 2002

YEAR	GP	MIN	FGM	FGA	PCT	FTM	FTA	PCT	OFF	DEF	REB	AST	PF	DQ	STL	BLK	PTS	AVG
01-02	20	275	36	82	.439	9	12	.750	9	19	28	49	18	0	5	1	81	4.1

Three-point field goals: 0-2 (.000).

VINCENT ASKEW

Height: 6-6 Weight: 235 Memphis '88 Born Feb. 28, 1966
Acquired: By trade from Indiana on Feb. 20, 1997 Departed: Renounced following '96-97 season

YEAR	GP	MIN	FGM	FGA	PCT	FTM	FTA	PCT	OFF	DEF	REB	AST	PF	DQ	STL	BLK	PTS	AVG
96-97	1	9	2	3	.667	2	2	1.000	0	0	0	0	0	0	0	0	6	6.0

Three-point field goals: 0-0.

CHUCKY ATKINS

Height: 5-11 Weight: 185 South Florida '96 Born Aug. 14, 1974
Acquired: Signed as a free agent on Jul. 16, 2007 Departed: Traded to Oklahoma City on Jan. 7, 2009

YEAR	GP	MIN	FGM	FGA	PCT	FTM	FTA	PCT	OFF	DEF	REB	AST	PF	DQ	STL	BLK	PTS	AVG
07-08	24	352	42	122	.344	4	9	.444	3	28	31	47	27	0	9	1	113	4.7
08-09	14	115	9	27	.333	4	4	1.000	0	6	6	28	5	0	2	1	27	1.9
TOTALS	**38**	**467**	**51**	**149**	**.342**	**8**	**13**	**.615**	**3**	**34**	**37**	**75**	**32**	**0**	**11**	**2**	**140**	**3.7**

Three point field goals: '07-08, 25-79 (.316); '08-09, 5-17 (.294). Totals: 30-96 (.313).

PLAYOFFS	GP	MIN	FGM	FGA	PCT	FTM	FTA	PCT	OFF	DEF	REB	AST	PF	DQ	STL	BLK	PTS	AVG
2008	1	3	0	1	.000	0	0	---	0	1	1	0	0	0	0	0	0	0.0

Three-point field goals: 0-1 (.000).

RENALDO BALKMAN

Height: 6-8 Weight: 208 South Carolina '06 Born July 14, 1984
Acquired: By trade from New York on July 28, 2008 Departed: Traded to New York on Feb. 22, 2011

YEAR	GP	MIN	FGM	FGA	PCT	FTM	FTA	PCT	OFF	DEF	REB	AST	PF	DQ	STL	BLK	PTS	AVG
08-09	53	779	110	197	.558	42	65	.646	86	117	203	34	98	1	47	23	264	5.0
09-10	13	90	6	18	.333	2	6	.333	4	19	23	7	16	0	8	2	14	1.1
10-11	5	44	5	9	.556	3	4	.750	1	3	4	2	11	0	3	2	13	2.6
TOTALS	**71**	**913**	**121**	**224**	**.540**	**47**	**75**	**.627**	**91**	**139**	**230**	**43**	**125**	**1**	**58**	**27**	**291**	**4.1**

Three point field goals: '08-09, 2-7 (.286); '09-10, 0-7 (.000); '10-11, 0-0 (.000). Totals: 2-14 (.143).

PLAYOFFS	GP	MIN	FGM	FGA	PCT	FTM	FTA	PCT	OFF	DEF	REB	AST	PF	DQ	STL	BLK	PTS	AVG
2009	8	20	2	6	.333	0	0	---	2	2	4	1	3	0	4	0	4	0.5

Three-point field goals: 0-1 (.000).

JOHN BARNHILL

Height: 6-1 Weight: 183 Tennessee State '59 Born Mar. 20, 1938
Acquired: By trade from Indiana in Feb., 1971

YEAR	GP	MIN	FGM	FGA	PCT	FTM	FTA	PCT	OFF	DEF	REB	AST	PF	DQ	STL	BLK	PTS	AVG
70-71	24	684	101	255	.396	54	73	.740	20	34	54	77	55	1	-	-	274	11.4

Three-point field goals: 18-72 (.250)

JON BARRY

Height: 6-5 Weight: 210 Georgia Tech '92 Born Jul. 25, 1969
Acquired: Signed as a free agent on Aug.19, 2003 Departed: Contract expired at end of '03-04 season

YEAR	GP	MIN	FGM	FGA	PCT	FTM	FTA	PCT	OFF	DEF	REB	AST	PF	DQ	STL	BLK	PTS	AVG
03-04	57	1101	120	297	.404	60	71	.845	25	98	123	147	66	0	57	8	351	6.2

Three-point field goals: 51-138 (.370)

PLAYOFFS	GP	MIN	FGM	FGA	PCT	FTM	FTA	PCT	OFF	DEF	REB	AST	PF	DQ	STL	BLK	PTS	AVG
2004	5	100	8	24	.333	2	3	.667	4	14	18	10	4	0	3	0	21	4.2

Three-point field goals: 3-9 (.333)

MENGKE BATEER

Height: 6-11 Weight: 290 China Born Nov. 20, 1975
Acquired: Signed as a free agent on Feb. 26, 2002 Departed: Contract expired at end of '01-02 season

YEAR	GP	MIN	FGM	FGA	PCT	FTM	FTA	PCT	OFF	DEF	REB	AST	PF	DQ	STL	BLK	PTS	AVG
01-02	27	408	53	132	.402	29	37	.784	32	64	96	22	94	3	10	5	139	5.1

Three-point field goals: 4-12 (.333)

TONY BATTIE

Height: 6-11 Weight: 240 Texas Tech '98 Born Feb. 11, 1976
Acquired: Drafted, No. 5 overall, in 1997 Departed: Traded to L.A. Lakers on Jun. 24, 1998

YEAR	GP	MIN	FGM	FGA	PCT	FTM	FTA	PCT	OFF	DEF	REB	AST	PF	DQ	STL	BLK	PTS	AVG
97-98	65	1506	234	525	.446	73	104	.702	138	213	351	60	199	6	54	69	544	8.4

Three-point field goals: 3-14 (.214)

KENNY BATTLE

Height: 6-6 Weight: 211 Illinois '89 Born Oct. 10, 1964
Acquired: Claimed off waivers on Jan. 25, 1991 Departed: Contract expired at end of '90-91 season

YEAR	GP	MIN	FGM	FGA	PCT	FTM	FTA	PCT	OFF	DEF	REB	AST	PF	DQ	STL	BLK	PTS	AVG
90-91	40	682	95	196	.485	50	64	.781	62	61	123	47	83	0	41	12	243	6.1

Three-point field goals: 3-22 (.136).

BYRON BECK

Height: 6-9 Weight: 225 Denver '67 Born Jan. 25, 1945
Acquired: Drafted in the fifth round in 1967 Departed: Waived on Oct. 17, 1977

YEAR	GP	MIN	FGM	FGA	PCT	FTM	FTA	PCT	OFF	DEF	REB	AST	PF	DQ	STL	BLK	PTS	AVG
67-68	71	1623	275	570	.482	119	159	.748	-	-	559	38	219	6	-	-	669	9.4
68-69	71	2289	423	843	.502	182	238	.765	272	507	779	77	248	9	-	-	1030	14.5
69-70	79	2454	440	841	.523	137	174	.787	250	514	764	112	293	12	-	-	1017	12.9
70-71	84	2849	490	1033	.474	158	182	.868	280	604	884	177	273	7	-	-	1142	13.6
71-72	66	1816	337	669	.504	140	166	.843	171	357	528	136	213	7	-	-	814	12.3
72-73	77	2303	466	879	.530	158	198	.798	203	334	537	107	267	9	50	12	1092	14.2
73-74	82	1979	425	823	.516	120	141	.851	164	253	417	76	233	x	48	8	970	11.8
74-75	84	1818	384	745	.515	81	97	.835	127	216	343	106	270	x	59	14	849	10.1
75-76	80	1586	334	646	.519	97	116	.836	123	231	354	116	192	x	48	20	770	9.6
76-77	53	480	107	246	.435	36	44	.818	45	51	96	33	59	1	15	1	250	4.7
TOTALS	**747**	**19192**	**3681**	**7295**	**.505**	**1228**	**1516**	**.810**	**1786**	**3478**	**5261**	**978**	**2267**	**51**	**220**	**55**	**8603**	**11.5**

Three-point field goals: '67-68, 0-2 (.000); '68-69, 2-3 (.667); '69-70, 0-2 (.000); '70-71, 4-14 (.286); '71-72, 0-3 (.000); '72-73, 2-7 (.286); '73-74, 0-1 (.000); '74-75, 0-1 (.000); '75-76, 5-11 (.455). Totals: 13-44 (.295).

PLAYOFFS	GP	MIN	FGM	FGA	PCT	FTM	FTA	PCT	OFF	DEF	REB	AST	PF	DQ	STL	BLK	PTS	AVG
1968	5	160	23	50	.460	11	15	.733	29	26	55	5	21	1	-	-	571	1.4
1969	7	214	48	95	.505	14	17	.824	20	43	63	9	23	0	-	-	110	15.7
1970	12	439	77	176	.438	36	47	.766	36	108	144	19	41	0	-	-	191	15.9
1972	7	264	56	115	.487	26	28	.929	28	44	72	14	29	0	-	-	139	19.9
1973	4	130	28	63	.444	13	17	.765	19	20	39	5	16	0	2	0	69	17.2
1975	13	278	69	134	.515	24	28	.857	21	29	18	21	44	x	4	3	162	12.5
1976	13	276	42	95	.442	28	34	.824	19	38	57	11	41	x	4	1	112	8.6
1977	5	29	3	9	.333	2	2	1.000	2	4	6	1	5	0	0	0	8	1.6
TOTALS	**66**	**1790**	**346**	**737**	**.469**	**154**	**188**	**.819**	**174**	**312**	**486**	**82**	**220**	**1**	**10**	**4**	**848**	**12.8**

Three-point field goals: 1969, 0-1 (.000); 1970, 1-4 (.250); 1972, 1-4 (.250); 1976, 0-1. Totals: 2-10 (.200).

ART BECKER

Height: 6-8 Weight: 210 Arizona State '64 Born Jan. 12, 1942
Acquired: By trade from Indiana in Feb. 1971

YEAR	GP	MIN	FGM	FGA	PCT	FTM	FTA	PCT	OFF	DEF	REB	AST	PF	DQ	STL	BLK	PTS	AVG
70-71	29	803	183	365	.500	73	87	.840	-	-	209	31	107	3	-	-	440	15.2
71-72	84	2193	435	954	.456	165	195	.846	-	-	471	113	271	6	-	-	1035	12.3
TOTALS	**113**	**2996**	**618**	**1319**	**.470**	**238**	**282**	**.844**	**247**	**433**	**680**	**144**	**378**	**9**	**-**	**-**	**1475**	**13.1**

Three point field goals: '70-71, 1-2 (.500); '71-72, 0-3 (.000). Totals: 1-5 (.200).

PLAYOFFS	GP	MIN	FGM	FGA	PCT	FTM	FTA	PCT	OFF	DEF	REB	AST	PF	DQ	STL	BLK	PTS	AVG
1972	7	94	14	31	.452	6	9	.667	4	8	12	4	18	0	-	-	34	4.9

Three-point field goals: 0-1 (.000).

ELMER BENNETT

Height: 6-0 Weight: 170 Notre Dame '92 Born Feb. 13, 1970
Acquired: Signed to a 10-day contract on Jan. 7, 1997 Departed: Waived on Jan. 23, 1997

YEAR	GP	MIN	FGM	FGA	PCT	FTM	FTA	PCT	OFF	DEF	REB	AST	PF	DQ	STL	BLK	PTS	AVG
96-97	5	59	4	13	.308	2	4	.500	0	3	3	7	6	0	2	0	12	2.4

Three-point field goals: 2-6 (.333).

CHAUNCEY BILLUPS

Height: 6-3 Weight: 202 Colorado '99 Born Sept. 25, 1976
Acquired: By trade from Toronto on Jan. 21, 1999 Departed: Traded to Orlando on Feb. 1, 2000
Acquired: By trade from Detroit on Nov. 3, 2008 Departed: Traded to New York on Feb. 22, 2011

YEAR	GP	MIN	FGM	FGA	PCT	FTM	FTA	PCT	OFF	DEF	REB	AST	PF	DQ	STL	BLK	PTS	AVG
98-99	45	1488	191	495	.386	157	172	.913	24	72	96	173	115	0	58	14	624	13.9
99-00	13	305	34	101	.337	37	44	.841	8	26	34	39	27	0	10	2	112	8.6
08-09	77	2718	403	959	.420	409	448	.913	31	198	229	491	158	0	90	17	1375	17.7
09-10	73	2489	402	962	.418	466	512	.910	25	203	228	409	153	1	82	9	1427	19.5
10-11	51	1646	235	536	.438	265	287	.923	12	113	125	271	94	0	52	12	840	16.5
TOTALS	**259**	**8646**	**1265**	**3053**	**.414**	**1334**	**1463**	**.912**	**100**	**612**	**712**	**1383**	**547**	**1**	**292**	**54**	**4378**	**16.9**

Three-point field goals: '98-99, 85-235 (.362); '99-00, 7-41 (.171); '08-09, 160-390 (.410); '09-10, 157-407 (.386); '10-11, 105-238 (.441). Totals: 514-1311 (.392).

PLAYOFFS	GP	MIN	FGM	FGA	PCT	FTM	FTA	PCT	OFF	DEF	REB	AST	PF	DQ	STL	BLK	PTS	AVG
2009	16	619	90	197	.457	106	117	.906	5	56	61	109	38	0	20	4	330	20.6
2010	6	207	37	83	.446	37	42	.881	1	13	14	38	24	1	6	3	122	20.3
TOTALS	**22**	**826**	**127**	**280**	**.454**	**143**	**159**	**.899**	**6**	**69**	**75**	**147**	**62**	**1**	**26**	**7**	**452**	**20.5**

Three-point field goals: 2009, 44-94 (.468); 2010, 11-31 (.355). Totals: 55-125 (.440).

STEVE BLAKE

Height: 6-3 Weight: 172 Maryland '03 Born Feb. 26, 1980
Acquired: By trade from Milwaukee on Jan. 11, 2007 Departed: Contract expired at end of '06-07 season

YEAR	GP	MIN	FGM	FGA	PCT	FTM	FTA	PCT	OFF	DEF	REB	AST	PF	DQ	STL	BLK	PTS	AVG
06-07	49	1642	164	380	.432	32	44	.727	14	110	124	324	72	0	51	5	408	8.3

Three-point field goals: 48-140 (.343).

PLAYOFFS	GP	MIN	FGM	FGA	PCT	FTM	FTA	PCT	OFF	DEF	REB	AST	PF	DQ	STL	BLK	PTS	AVG
2007	5	180	14	31	.452	0	0	---	1	11	12	23	8	0	3	0	36	7.2

Three-point field goals: 8-16 (.500).

MARK BLOUNT

Height: 7-0 Weight: 250 Pittsburgh '99 Born Nov. 30, 1975
Acquired: Signed as a free agent on Aug. 8, 2002 Departed: Traded to Boston on Feb. 20, 2003

YEAR	GP	MIN	FGM	FGA	PCT	FTM	FTA	PCT	OFF	DEF	REB	AST	PF	DQ	STL	BLK	PTS	AVG
02-03	54	885	105	267	.393	71	99	.717	62	121	183	35	112	1	22	51	281	5.2

Three-point field goals: 0-0.

MELVIN BOOKER

Height: 6-1 Weight: 188 Missouri '94 Born Aug. 20, 1972
Acquired: Signed out of the CBA on Dec. 12, 1996 Departed: Waived on Dec. 28, 1996

YEAR	GP	MIN	FGM	FGA	PCT	FTM	FTA	PCT	OFF	DEF	REB	AST	PF	DQ	STL	BLK	PTS	AVG
96-97	5	21	2	4	.500	0	0	----	0	1	1	3	0	0	0	0	5	1.0

Three-point field goals: 1-2 (.500).

TOM BOSWELL

Height: 6-9 Weight: 225 South Carolina '75 Born Oct. 2, 1953
Acquired: Signed as a free agent on Sept. 8, 1978 Departed: Traded to Utah on Nov. 20, 1979

YEAR	GP	MIN	FGM	FGA	PCT	FTM	FTA	PCT	OFF	DEF	REB	AST	PF	DQ	STL	BLK	PTS	AVG
78-79	79	2201	321	603	.532	198	284	.697	248	290	538	242	263	4	50	51	840	10.6
79-80	18	522	72	135	.533	58	70	.829	40	74	114	46	56	1	5	8	203	11.3
TOTALS	**97**	**2723**	**393**	**738**	**.533**	**256**	**354**	**.723**	**288**	**364**	**652**	**288**	**319**	**5**	**55**	**59**	**1043**	**10.8**

Three-point field goals: '79-80, 1-2 (.500).

PLAYOFFS	GP	MIN	FGM	FGA	PCT	FTM	FTA	PCT	OFF	DEF	REB	AST	PF	DQ	STL	BLK	PTS	AVG
1979	3	120	21	35	.600	10	13	.769	14	13	27	16	10	0	3	5	52	17.3

RYAN BOWEN

Height: 6-9 Weight: 220 Iowa '98 Born Nov. 20, 1975
Acquired: Drafted in the second round in 1998 Departed: Waived on Jun. 10, 2004

YEAR	GP	MIN	FGM	FGA	PCT	FTM	FTA	PCT	OFF	DEF	REB	AST	PF	DQ	STL	BLK	PTS	AVG
99-00	52	589	46	117	.393	38	53	.717	75	39	114	20	95	0	39	13	131	2.5
00-01	57	696	80	144	.556	27	44	.614	62	51	113	30	95	0	37	12	191	3.4
01-02	75	1686	147	307	.479	69	92	.750	134	165	299	52	171	1	75	41	364	4.9
02-03	62	996	97	197	.492	27	41	.659	78	79	157	54	82	0	65	29	223	3.6
03-04	52	392	18	53	.340	10	12	.833	39	48	87	18	47	0	18	16	46	0.9
TOTALS	**298**	**4359**	**388**	**818**	**.474**	**171**	**242**	**.707**	**388**	**382**	**770**	**174**	**490**	**1**	**234**	**111**	**945**	**3.2**

Three-point field goals: '99-00, 1-9 (.111); '00-01, 4-11 (.364); '01-02, 1-12 (.083); '02-03, 2-7 (.286); '03-04, 0-0. Totals: 8-39 (.205).

PLAYOFFS	GP	MIN	FGM	FGA	PCT	FTM	FTA	PCT	OFF	DEF	REB	AST	PF	DQ	STL	BLK	PTS	AVG
2004	4	6	1	1	1.000	0	0	---	0	0	0	0	0	0	0	0	2	0.5

Three-point field goals: 0-0.

TOM BOWENS

Height: 6-8 Weight: 220 Grambling State '67 Born Jul. 7, 1940
Departed: Left as a free agent in 1968

YEAR	GP	MIN	FGM	FGA	PCT	FTM	FTA	PCT	OFF	DEF	REB	AST	PF	DQ	STL	BLK	PTS	AVG
67-68	67	1287	177	453	.391	55	90	.611	-	-	374	41	159	3	-	-	410	6.1

Three-point field goals: 1-2 (.500).

PLAYOFFS	GP	MIN	FGM	FGA	PCT	FTM	FTA	PCT	OFF	DEF	REB	AST	PF	DQ	STL	BLK	PTS	AVG
1968	5	94	14	31	.452	2	2	1.000	-	-	25	5	17	1	-	-	30	6.0

Three-point field goals: 0-1 (.000).

EARL BOYKINS

Height: 5-5 Weight: 133 Eastern Michigan '98 Born Jun. 2, 1976
Acquired: Signed as a free agent on Aug. 18, 2003 Departed: Traded to Milwaukee on Jan. 11, 2007

YEAR	GP	MIN	FGM	FGA	PCT	FTM	FTA	PCT	OFF	DEF	REB	AST	PF	DQ	STL	BLK	PTS	AVG
03-04	82	1849	321	766	.419	142	162	.877	42	101	143	295	84	0	51	3	839	10.2
04-05	82	2162	340	824	.413	279	303	.921	37	106	143	372	122	0	78	12	1015	12.4
05-06	60	1542	271	661	.410	152	174	.874	21	60	81	230	73	0	48	4	756	12.6
06-07	31	877	156	378	.413	119	131	.908	23	40	63	132	31	0	25	2	472	15.2
TOTALS	**255**	**6430**	**1088**	**2629**	**.414**	**692**	**770**	**.899**	**123**	**307**	**430**	**1029**	**310**	**0**	**202**	**21**	**3082**	**12.1**

Three-point field goals: '03-04, 55-171 (.322); '04-05, 56-166 (.337); '05-06, 62-179 (.346); '06-07, 41-110 (.373). Totals: 214-626 (.342).

PLAYOFFS	GP	MIN	FGM	FGA	PCT	FTM	FTA	PCT	OFF	DEF	REB	AST	PF	DQ	STL	BLK	PTS	AVG
2004	5	121	28	63	.444	6	7	.857	6	6	12	19	6	0	5	1	67	13.4
2005	5	152	27	68	.397	17	19	.895	2	3	5	19	13	0	4	1	71	14.2
2006	5	140	19	59	.322	13	17	.765	3	4	7	20	6	0	4	0	55	11.0
TOTALS	**15**	**413**	**74**	**190**	**.390**	**36**	**43**	**.837**	**11**	**13**	**24**	**58**	**25**	**0**	**13**	**2**	**193**	**12.9**

Three-point field goals: 2004, 5-14 (.357); 2005, 0-7 (.000); 2006, 4-19 (.211). Totals: 9-40 (.225).

JIM BRADLEY

Height: 6-8 Weight: 215 Northern Illinois '73 Born Mar. 16, 1952

YEAR	GP	MIN	FGM	FGA	PCT	FTM	FTA	PCT	OFF	DEF	REB	AST	PF	DQ	STL	BLK	PTS	AVG
75-76	7	107	15	38	.395	2	3	.667	4	26	30	11	26	x	5	5	32	4.6

Three-point field goals: 0-0.

KEVIN BROOKS

Height: 6-8 Weight: 200 Southwestern Louisiana '91 Born Oct. 12, 1969
Acquired: By trade from Milwaukee on Jul. 1, 1991 Departed: Renounced following '93-94 season

YEAR	GP	MIN	FGM	FGA	PCT	FTM	FTA	PCT	OFF	DEF	REB	AST	PF	DQ	STL	BLK	PTS	AVG
91-92	37	270	43	97	.443	17	21	.810	13	26	39	11	19	0	8	2	105	2.8
92-93	55	571	93	233	.399	35	40	.875	22	59	81	34	46	0	10	2	227	4.1
93-94	34	190	36	99	.364	9	10	.900	5	16	21	3	19	0	0	2	85	2.5
TOTALS	**126**	**1031**	**172**	**429**	**.401**	**61**	**71**	**.859**	**40**	**101**	**141**	**48**	**84**	**0**	**18**	**6**	**417**	**3.3**

Three-point field goals: '91-92: 2-11 (.182), '92-93: 6-26 (.231), '93-94: 4-23 (.174), Totals: 12-60 (.200)

MICHAEL BROOKS

Height: 6-7 Weight: 220 La Salle '80 Born Aug. 17, 1958
Acquired: Signed for the remainder of the season on Mar. 4, 1988 Departed: Contract expired at end of '87-88 season

YEAR	GP	MIN	FGM	FGA	PCT	FTM	FTA	PCT	OFF	DEF	REB	AST	PF	DQ	STL	BLK	PTS	AVG
87-88	16	133	20	49	.408	3	4	.750	19	25	44	13	21	1	4	1	43	2.7

Three point field goals: 0-0.

PLAYOFFS	GP	MIN	FGM	FGA	PCT	FTM	FTA	PCT	OFF	DEF	REB	AST	PF	DQ	STL	BLK	PTS	AVG
1988	4	11	1	3	.333	0	0	---	1	3	4	2	1	0	0	0	3	0.8

Three-point field goals: 0-0.

DEVIN BROWN

Height: 6-5 Weight: 235 Texas-San Antonio '02 Born Dec. 30, 1978
Acquired: Signed a 10-day contract on Apr. 4, 2003 Departed: Was not signed to a second 10-day contract

YEAR	GP	MIN	FGM	FGA	PCT	FTM	FTA	PCT	OFF	DEF	REB	AST	PF	DQ	STL	BLK	PTS	AVG
02-03	3	71	7	25	.280	4	6	.667	4	7	11	5	11	0	4	1	18	6.0

Three-point field goals: 0-1 (.000).

LARRY BROWN

Height: 5-9 Weight: 160 North Carolina '63 Born Sept.14, 1940
Acquired: By trade from Virginia in Jan., 1971

YEAR	GP	MIN	FGM	FGA	PCT	FTM	FTA	PCT	OFF	DEF	REB	AST	PF	DQ	STL	BLK	PTS	AVG
70-71	34	813	85	236	.360	112	136	.824	-	-	62	208	96	1	-	-	287	8.4
71-72	76	2012	243	556	.437	198	244	.811	-	-	166	549	207	4	-	-	689	9.1
TOTALS	**110**	**2825**	**328**	**792**	**.414**	**310**	**380**	**.816**	**64**	**164**	**228**	**757**	**303**	**5**	**-**	**-**	**976**	**8.9**

Three-point field goals: '70-71, 5-19 (.263); '71-72, 5-25 (.200). Totals: 10-44 (.227)

PLAYOFFS	GP	MIN	FGM	FGA	PCT	FTM	FTA	PCT	OFF	DEF	REB	AST	PF	DQ	STL	BLK	PTS	AVG
1972	7	211	21	50	.420	23	24	.958	3	7	10	36	25	0	-	-	65	9.3

Three-point field goals: 0-3 (.000).

ROGER BROWN

Height: 6-11 Weight: 225 Kansas '71 Born Feb. 23, 1950
Acquired: Signed as a free agent in 1975

YEAR	GP	MIN	FGM	FGA	PCT	FTM	FTA	PCT	OFF	DEF	REB	AST	PF	DQ	STL	BLK	PTS	AVG
75-76	37	291	28	61	.459	16	24	.667	25	50	75	22	63	x	8	22	74	2.0

Three-point field goals: 2-2 (1.000).

MARK BRYANT

Height: 6-9 Weight: 250 Seton Hall '88 Born Apr. 25, 1965
Acquired: By trade from Philadelphia on Dec. 18, 2002 Departed: Traded to Boston on Feb. 20, 2003

YEAR	GP	MIN	FGM	FGA	PCT	FTM	FTA	PCT	OFF	DEF	REB	AST	PF	DQ	STL	BLK	PTS	AVG
02-03	3	14	0	1	.000	1	2	.500	1	1	2	2	4	0	0	0	1	0.3

Three-point field goals: 0-0.

GREG BUCKNER

Height: 6-4 Weight: 210 Clemson '98 Born Sept. 16, 1976
Acquired: Signed as a free agent on Oct. 5, 2004 Departed: Signed with Dallas on Jul. 13, 2006

YEAR	GP	MIN	FGM	FGA	PCT	FTM	FTA	PCT	OFF	DEF	REB	AST	PF	DQ	STL	BLK	PTS	AVG
04-05	70	1522	160	303	.528	63	81	.778	66	142	208	133	169	0	75	6	432	6.2
05-06	73	1758	181	417	.434	43	55	.782	31	178	209	127	180	0	87	20	491	6.7
TOTALS	**143**	**3280**	**341**	**720**	**.474**	**106**	**136**	**.779**	**97**	**320**	**417**	**260**	**349**	**0**	**162**	**26**	**923**	**6.5**

Three-point field goals: '04-05, 49-121 (.405); '05-06, 86-243 (.354). Totals: 135-364 (.371)

PLAYOFFS	GP	MIN	FGM	FGA	PCT	FTM	FTA	PCT	OFF	DEF	REB	AST	PF	DQ	STL	BLK	PTS	AVG
2005	5	100	4	18	.222	0	0	---	1	15	16	5	14	0	2	1	10	2.0
2006	5	137	23	55	.418	7	8	.875	3	11	14	6	12	0	3	1	63	12.6
TOTALS	**10**	**237**	**27**	**73**	**.370**	**7**	**8**	**.875**	**4**	**26**	**30**	**11**	**26**	**0**	**5**	**2**	**73**	**7.3**

Three-Point Field Goals: 2005, 2-9, (.222); 2006, 10-32, (.313). Totals: 12-41 (.293).

LARRY BUNCE

Height: 7-0 Weight: 245 Utah State '67 Born Jul. 29, 1945
Acquired: By trade from Los Angeles in Aug., 1968 Departed: Traded to Dallas on Jan. 3, 1969

YEAR	GP	MIN	FGM	FGA	PCT	FTM	FTA	PCT	OFF	DEF	REB	AST	PF	DQ	STL	BLK	PTS	AVG
68-69	23	225	22	58	.373	49	70	.700	17	41	58	2	44	1	-	-	93	4.0

Three-point field goals: 0-0.

DAVID BURNS

Height: 6-2 Weight: 180 St. Louis '81 Born Jul. 3, 1958
Acquired: Signed as a free agent on Nov. 27, 1981 Departed: Waived on Dec. 16, 1981

YEAR	GP	MIN	FGM	FGA	PCT	FTM	FTA	PCT	OFF	DEF	REB	AST	PF	DQ	STL	BLK	PTS	AVG
81-82	6	53	5	11	.455	6	9	.667	1	2	3	11	13	0	2	0	16	2.7

Three-point field goals: 0-0.

DAVE BUSTION

Height: 6-8 Weight: 215 Denver '72 Born Aug. 30, 1949
Acquired: Drafted in the fifth round in 1972

YEAR	GP	MIN	FGM	FGA	PCT	FTM	FTA	PCT	OFF	DEF	REB	AST	PF	DQ	STL	BLK	PTS	AVG
72-73	47	355	58	133	.436	42	59	.712	39	62	101	21	82	0	8	4	158	3.4

Three-point field goals: 0-0.

PLAYOFFS	GP	MIN	FGM	FGA	PCT	FTM	FTA	PCT	OFF	DEF	REB	AST	PF	DQ	STL	BLK	PTS	AVG
1973	1	11	2	7	.286	6	7	.857	0	1	1	1	3	0	0	0	10	10.0

Three-point field goals: 0-0.

MACK CALVIN

Height: 6-0 Weight: 175 Southern California '69 Born Jul. 27, 1947
Acquired: By trade from Carolina in Jun. 1974 Departed: Traded to Virginia in 1975
Re-acquired: Claimed off waivers on Feb. 15, 1977 Departed: Waived on Oct. 12, 1978

YEAR	GP	MIN	FGM	FGA	PCT	FTM	FTA	PCT	OFF	DEF	REB	AST	PF	DQ	STL	BLK	PTS	AVG
74-75	74	2463	483	996	.485	475	530	.896	36	174	210	570	206	0	140	8	1444	19.5
76-77	29	625	100	225	.444	123	144	.854	19	30	49	115	53	0	27	1	323	11.1
77-78	77	988	147	333	.441	173	206	.840	11	73	84	148	87	0	46	5	467	6.1
TOTALS	**180**	**4076**	**730**	**1554**	**.470**	**771**	**880**	**.876**	**66**	**277**	**343**	**833**	**346**	**0**	**213**	**14**	**2234**	**12.4**

Three-point field goals: '74-75, 3-16 (.188).

PLAYOFFS	GP	MIN	FGM	FGA	PCT	FTM	FTA	PCT	OFF	DEF	REB	AST	PF	DQ	STL	BLK	PTS	AVG
1975	13	144	76	163	.466	78	82	.951	6	35	41	68	50	0	23	1	223	17.9
1977	6	112	19	40	.475	24	29	.828	1	8	9	13	13	0	1	0	62	10.3
1978	12	135	19	42	.452	27	29	.931	3	5	8	21	11	0	7	0	65	5.4
TOTALS	**31**	**691**	**114**	**245**	**.465**	**129**	**140**	**.921**	**10**	**48**	**58**	**102**	**74**	**0**	**31**	**1**	**360**	**11.6**

Three-point field goals: 1975, 3-8 (.375).

MARCUS CAMBY

Height: 6-11 Weight: 235 Massachusetts '97 Born Mar. 22, 74
Acquired: By trade from New York in Jun. 26, 2002 Departed: Traded to L.A. Clippers on Jul. 15, 2008

YEAR	GP	MIN	FGM	FGA	PCT	FTM	FTA	PCT	OFF	DEF	REB	AST	PF	DQ	STL	BLK	PTS	AVG
02-03	29	616	93	227	.410	33	50	.660	75	133	208	47	69	1	20	40	221	7.2
03-04	72	2161	262	549	.477	98	136	.721	211	516	727	132	239	4	86	187	622	10.1
04-05	66	2015	279	600	.465	125	173	.723	131	530	661	152	177	0	61	199	683	10.0
05-06	56	1857	302	649	.465	111	156	.712	132	536	668	115	158	1	79	184	716	11.9
06-07	70	2369	312	659	.473	161	221	.729	164	652	816	223	183	2	87	231	785	11.7
07-08	79	2758	286	635	.450	143	202	.708	230	807	1037	259	216	2	84	285	721	13.1
TOTALS	**372**	**11775**	**1534**	**3319**	**.462**	**671**	**938**	**.715**	**943**	**3174**	**4117**	**928**	**1042**	**10**	**417**	**1126**	**3748**	**11.1**

Three-Point Field Goals:'02-03, 2-5 (.400); '03-04, 0-2 (.000); '04-05, 0-4 (.000), '05-06, 1-11 (.091), '06-07, 0-2 (.000); '07-08, 6-20 (.300). Totals: 9-44 (.205).

PLAYOFFS	GP	MIN	FGM	FGA	PCT	FTM	FTA	PCT	OFF	DEF	REB	AST	PF	DQ	STL	BLK	PTS	AVG
2004	5	194	27	55	.491	8	14	.571	14	43	57	12	21	0	4	7	63	11.4
2005	5	184	17	41	.415	17	27	.630	4	52	56	9	18	0	3	16	51	11.2
2006	5	175	26	62	.419	5	9	.556	13	42	55	11	14	0	4	14	57	11.0
2007	5	184	17	45	.378	4	6	.667	12	62	74	10	14	0	4	16	38	14.8
2008	4	124	5	21	.238	2	6	.333	11	42	53	12	10	0	4	12	13	13.3
TOTALS	**24**	**861**	**92**	**224**	**.411**	**36**	**62**	**.581**	**54**	**241**	**295**	**54**	**77**	**0**	**19**	**65**	**222**	**12.3**

Three-Point Field Goals: 1999, 0-1, (.000); 2000, 0-1, (.000); 2001, 0-0; 2004, 1-2 (.500); 2005, 0-0; 2006, 0-0; 2007, 0-0; 2008, 1-1 (1.000). Totals: 2-5 (.400).

LARRY CANNON

Height: 6-5 Weight: 195 La Salle '69 Born Apr. 12, 1947
Acquired: By trade from Miami in Jun., 1970

YEAR	GP	MIN	FGM	FGA	PCT	FTM	FTA	PCT	OFF	DEF	REB	AST	PF	DQ	STL	BLK	PTS	AVG
70-71	80	3097	751	1722	.436	606	763	.794	207	126	333	414	237	6	-	-	2126	26.6

Three-point field goals: 18-69 (.261).

FRANK CARD

Height: 6-7 Weight: 195 South Carolina State '64 Born Dec. 28, 1944
Acquired: Claimed off waivers in Nov. 1971

YEAR	GP	MIN	FGM	FGA	PCT	FTM	FTA	PCT	OFF	DEF	REB	AST	PF	DQ	STL	BLK	PTS	AVG
71-72	73	1443	225	494	.455	112	172	.651	143	187	330	79	204	4	2	2	562	7.7
72-73	4	36	6	15	.400	9	13	.692	4	3	7	0	4	0	0	0	21	5.3
TOTALS	**77**	**1479**	**231**	**509**	**.454**	**121**	**185**	**.654**	**147**	**190**	**337**	**79**	**208**	**4**	**2**	**2**	**583**	**7.6**

Three-point field goals: '71-72, 0-1 (.000).

PLAYOFFS	GP	MIN	FGM	FGA	PCT	FTM	FTA	PCT	OFF	DEF	REB	AST	PF	DQ	STL	BLK	PTS	AVG
1972	4	28	4	8	.500	0	1	.000	3	4	7	3	10	0	-	-	8	2.0

Three-point field goals: 0-0.

DEMARRE CARROLL

Height: 6-8 Weight: 212 Missouri '09 Born Jul. 27, 1986
Acquired: Signed as a free agent on Dec. 13, 2011 Departed: Waived on Feb. 4, 2012

YEAR	GP	MIN	FGM	FGA	PCT	FTM	FTA	PCT	OFF	DEF	REB	AST	PF	DQ	STL	BLK	PTS	AVG
11-12	4	21	6	6	1.000	0	0	---	0	3	3	3	1	0	0	0	12	3.0

Three-point field goals: 0-0.

JOE BARRY CARROLL

Height: 7-0 Weight: 245 Purdue '80 Born Jul. 24, 1958
Acquired: By trade from New Jersey on Feb. 21, 1990 Departed: Contract expired at end of '89-90 season

YEAR	GP	MIN	FGM	FGA	PCT	FTM	FTA	PCT	OFF	DEF	REB	AST	PF	DQ	STL	BLK	PTS	AVG
89-90	30	719	153	354	.432	52	70	.743	51	142	193	54	70	0	28	59	358	11.9

Three-point field goals: 0-0.

PLAYOFFS	GP	MIN	FGM	FGA	PCT	FTM	FTA	PCT	OFF	DEF	REB	AST	PF	DQ	STL	BLK	PTS	AVG
1990	3	46	9	16	.563	2	2	1.000	1	8	9	3	6	0	1	5	20	6.7

Three-point field goals: 0-0.

ANTHONY CARTER

Height: 6-2 Weight: 195 Hawaii '99 Born June 16, 1975
Acquired: Signed as a free agent on Oct. 2, 2006 Departed: Waived on Oct. 25, 2006
Acquired: Signed as a free agent on Apr. 13, 2007 Departed: Waived on Aug. 29, 2007
Acquired: Signed as a free agent on Aug. 31, 2007 Departed: Traded to New York on Feb. 2, 2011

YEAR	GP	MIN	FGM	FGA	PCT	FTM	FTA	PCT	OFF	DEF	REB	AST	PF	DQ	STL	BLK	PTS	AVG
06-07	2	37	3	8	.375	0	0	---	0	3	3	11	4	0	0	1	6	3.0
07-08	70	1959	218	476	.458	64	85	.753	27	173	200	388	172	2	107	28	545	7.8
08-09	78	1787	167	386	.433	57	78	.731	40	165	205	364	142	0	96	13	412	5.3
09-10	54	859	76	181	.420	11	13	.846	17	72	89	160	72	0	39	13	180	3.3
10-11	14	153	10	30	.333	2	2	1.000	0	12	12	26	19	0	9	1	26	1.9
TOTALS	**218**	**4795**	**474**	**1081**	**.438**	**134**	**178**	**.753**	**84**	**425**	**509**	**949**	**409**	**2**	**251**	**56**	**1169**	**5.4**

Three-point field goals: 06-07, 0-2 (.000); '07-08, 45-129 (.340), '08-09, 21-88 (.239); '09-10, 17-63 (.270); '10-11, 4-12 (.333). Totals: 87-294 (.296)

ANTHONY CARTER (CONT.)

PLAYOFFS	GP	MIN	FGM	FGA	PCT	FTM	FTA	PCT	OFF	DEF	REB	AST	PF	DQ	STL	BLK	PTS	AVG
2007	1	14	4	4	1.000	0	1	.000	0	1	1	2	2	0	0	0	8	8.0
2008	4	61	4	14	.286	0	0	---	2	8	10	14	6	0	1	1	8	2.0
2009	16	228	20	49	.408	2	4	.500	11	21	32	34	27	0	15	1	44	2.8
2010	1	7	0	3	.000	0	0	---	0	0	0	3	0	0	0	0	0	0.0
TOTALS	**22**	**310**	**28**	**70**	**.400**	**2**	**5**	**.400**	**13**	**30**	**43**	**53**	**35**	**0**	**16**	**2**	**60**	**2.7**

Three-point field goals: 2007, 0-0; 2008, 0-5 (.000); 2009, 2-12 (.167); 2010, 0-10 (.000). Totals: 2-27 (.074).

HOWARD CARTER

Height: 6-5 Weight: 215 Louisiana State '83 Born Oct. 26, 1961
Acquired: Drafted, No. 15 overall, in 1983 Departed: Traded to Dallas on Aug. 23, 1984

YEAR	GP	MIN	FGM	FGA	PCT	FTM	FTA	PCT	OFF	DEF	REB	AST	PF	DQ	STL	BLK	PTS	AVG
83-84	55	688	145	316	.459	47	61	.770	38	48	86	71	81	0	19	4	342	6.2

Three-point field goals: 5-19 (.263).

PLAYOFFS	GP	MIN	FGM	FGA	PCT	FTM	FTA	PCT	OFF	DEF	REB	AST	PF	DQ	STL	BLK	PTS	AVG
1984	5	60	7	22	.318	0	0	---	1	4	5	5	3	0	4	1	15	3.0

Three-point field goals: 1-5 (.200).

WAYNE CHAPMAN

Height: 6-6 Weight: 190 Western Kentucky '68 Born Jun. 15, 1945
Departed: Traded to Indiana in Feb., 1971

YEAR	GP	MIN	FGM	FGA	PCT	FTM	FTA	PCT	OFF	DEF	REB	AST	PF	DQ	STL	BLK	PTS	AVG
70-71	47	1049	184	484	.380	89	129	.690	43	99	142	107	127	3	-	-	468	9.9

Three-point field goals: 11-48 (.229)

CALBERT CHEANEY

Height: 6-7 Weight: 217 Indiana '93 Born Jul. 17, 1971
Acquired: By trade from Boston on Oct. 16, 2000 Departed: Contract expired at end of '01-02 season

YEAR	GP	MIN	FGM	FGA	PCT	FTM	FTA	PCT	OFF	DEF	REB	AST	PF	DQ	STL	BLK	PTS	AVG
00-01	9	153	10	30	.333	1	2	.500	5	15	20	9	14	0	4	2	21	2.3
01-02	68	1631	224	466	.481	46	67	.687	57	183	240	110	156	1	34	21	494	7.3
TOTALS	**77**	**1784**	**234**	**496**	**.472**	**47**	**69**	**.681**	**62**	**198**	**260**	**119**	**170**	**1**	**38**	**23**	**515**	**6.7**

Three-point field goals: '00-01, 0-0; '01-02, 0-4 (.000).

KEON CLARK

Height: 6-11 Weight: 220 UNLV '98 Born Apr. 16, 1975
Acquired: By trade from Orlando on Jan. 21, 1999 Departed: Traded to Toronto on Jan. 12, 2001

YEAR	GP	MIN	FGM	FGA	PCT	FTM	FTA	PCT	OFF	DEF	REB	AST	PF	DQ	STL	BLK	PTS	AVG
98-99	28	409	36	80	.450	21	37	.568	36	60	96	10	52	0	10	31	93	3.3
99-00	81	1850	286	528	.542	121	176	.688	162	343	505	71	231	1	45	114	694	8.6
00-01	35	752	82	199	.412	63	105	.600	58	128	186	34	101	3	16	44	227	6.5
TOTALS	**144**	**3011**	**404**	**807**	**.501**	**205**	**318**	**.645**	**256**	**531**	**787**	**115**	**384**	**4**	**71**	**189**	**1014**	**7.0**

Three-point field goals: '98-99, 0-1 (.000); '99-00, 1-8 (.125); '00-01, 0-0. Totals: 1-9 (.111).

JEFF CONGDON

Height: 6-1 Weight: 190 Brigham Young '67 Born Oct. 17, 1943
Acquired: By trade from Anaheim in Dec. 1967

YEAR	GP	MIN	FGM	FGA	PCT	FTM	FTA	PCT	OFF	DEF	REB	AST	PF	DQ	STL	BLK	PTS	AVG
67-68	41	398	67	191	.351	20	25	.800	-	-	34	59	37	0	-	-	159	3.9
68-69	59	979	107	277	.386	69	85	.812	14	79	93	135	104	1	-	-	288	4.9
69-70	83	2461	299	775	.386	151	192	.786	52	181	233	446	205	3	-	-	812	9.8
TOTALS	**183**	**3838**	**473**	**1243**	**.381**	**240**	**302**	**.795**	**-**	**-**	**360**	**640**	**346**	**4**	**-**	**-**	**1259**	**6.9**

Three-point field goals: '67-68, 5-30 (.167); '68-69, 5-31 (.161), '69-70, 63-178 (.354). Totals: 73-239 (.305)

PLAYOFFS	GP	MIN	FGM	FGA	PCT	FTM	FTA	PCT	OFF	DEF	REB	AST	PF	DQ	STL	BLK	PTS	AVG
1968	3	35	7	21	.333	3	7	.429	-	-	4	54	5	0	-	-	19	6.3
1969	7	183	20	42	.476	22	22	1.000	6	10	16	34	21	0	-	-	62	8.9
1970	12	313	43	118	.364	24	32	.750	8	25	33	68	31	0	-	-	126	10.5
TOTALS	**22**	**531**	**70**	**181**	**.387**	**49**	**61**	**.803**	**-**	**-**	**53**	**107**	**67**	**0**	**-**	**-**	**207**	**9.4**

Three-point field goals: 1968, 2-8 (.250); 1969, 0-2 (.000); 1970, 16-50 (.320). Totals: 18-60 (.300).

ANTHONY COOK

Height: 6-9 Weight: 215 Arizona '89 Born Mar. 19, 1967
Acquired: By trade from Detroit on Sept. 28, 1990 Departed: Traded to Orlando on Aug. 19, 1993

YEAR	GP	MIN	FGM	FGA	PCT	FTM	FTA	PCT	OFF	DEF	REB	AST	PF	DQ	STL	BLK	PTS	AVG
90-91	58	1121	118	283	.417	71	129	.550	134	192	326	26	100	1	35	72	307	5.3
91-92	22	115	15	25	.600	4	6	.667	13	21	34	2	10	0	5	4	34	1.5
92-93	--------DNP - RIGHT KNEE INJURY--------																	
TOTALS	**80**	**1236**	**133**	**308**	**.431**	**75**	**135**	**.555**	**147**	**213**	**360**	**28**	**110**	**1**	**40**	**76**	**341**	**4.3**

Three-point field goals: '90-91, 0-3 (.000).

DARWIN COOK

Height: 6-3 Weight: 195 Portland '80 Born Aug. 6, 1958
Acquired: By trade from San Antonio on Jan. 26, 1989 Departed: Contract expired at end of '88-89 season

YEAR	GP	MIN	FGM	FGA	PCT	FTM	FTA	PCT	OFF	DEF	REB	AST	PF	DQ	STL	BLK	PTS	AVG
88-89	30	386	71	163	.436	17	22	.773	13	35	48	43	44	0	28	6	161	5.4

Three-point field goals: 2-10 (.200).

PLAYOFFS	GP	MIN	FGM	FGA	PCT	FTM	FTA	PCT	OFF	DEF	REB	AST	PF	DQ	STL	BLK	PTS	AVG
1989	3	66	12	24	.500	6	6	1.000	2	11	13	11	12	0	4	0	31	10.3

Three-point field goals: 1-2 (.500).

NORMAN COOK

Height: 6-9 Weight: 220 Kansas '77 Born Mar. 21, 1955
Acquired: Signed as a free agent on Apr. 7, 1978 Departed: Waived on Apr. 17, 1978

YEAR	GP	MIN	FGM	FGA	PCT	FTM	FTA	PCT	OFF	DEF	REB	AST	PF	DQ	STL	BLK	PTS	AVG
77-78	2	10	1	3	.333	0	0	---	1	2	3	1	4	0	0	0	2	1.0

WAYNE COOPER

Height: 6-10 Weight: 220 New Orleans '78 Born Nov. 16, 1956
Acquired: By trade from Portland on Jun. 7, 1984 Departed: Contract expired at end of '88-89 season

YEAR	GP	MIN	FGM	FGA	PCT	FTM	FTA	PCT	OFF	DEF	REB	AST	PF	DQ	STL	BLK	PTS	AVG
84-85	80	2031	404	856	.472	161	235	.685	229	402	631	86	304	2	28	197	969	12.1
85-86	78	2112	422	906	.466	174	219	.795	190	420	610	81	315	6	42	227	1021	13.1
86-87	69	1561	235	524	.448	79	109	.725	162	311	473	68	257	5	13	101	549	8.0
87-88	45	865	118	270	.437	50	67	.746	98	172	270	30	145	3	12	94	286	6.4
88-89	79	1864	220	444	.495	79	106	.745	212	407	619	78	302	7	36	211	520	6.6
TOTALS	**351**	**8433**	**1399**	**3000**	**.466**	**543**	**736**	**.738**	**891**	**1712**	**2603**	**343**	**1329**	**23**	**131**	**830**	**3345**	**9.5**

Three-point field goals: '84-85, 0-2 (.000); '85-86, 3-7 (.429); '86-87, 0-3 (.000); '87-88, 0-1 (.000); '88-89, 1-4 (.250). Totals: 4-17 (.235).

PLAYOFFS	GP	MIN	FGM	FGA	PCT	FTM	FTA	PCT	OFF	DEF	REB	AST	PF	DQ	STL	BLK	PTS	AVG
1985	15	321	67	143	.469	30	40	.750	34	59	93	20	52	0	8	36	164	10.9
1986	8	154	24	56	.429	15	22	.682	11	29	40	7	31	2	2	5	63	7.9
1987	3	41	5	12	.417	2	2	1.000	6	11	17	2	9	0	0	1	12	4.0
1988	9	96	8	23	.348	2	2	1.000	16	17	33	6	19	0	3	8	18	2.0
1989	3	44	6	12	.500	0	0	---	4	9	13	2	10	0	1	2	12	4.0
TOTALS	**40**	**656**	**110**	**246**	**.447**	**49**	**66**	**.742**	**71**	**125**	**196**	**37**	**121**	**2**	**14**	**52**	**269**	**6.7**

Three-point field goals: 1986, 0-1 (.000).

GEOFF CROMPTON

Height: 6-11 Weight: 280 North Carolina '78 Born Jul. 4, 1955
Acquired: By trade from Kansas City on Jul. 8, 1978 Departed: Waived on Apr. 11, 1979

YEAR	GP	MIN	FGM	FGA	PCT	FTM	FTA	PCT	OFF	DEF	REB	AST	PF	DQ	STL	BLK	PTS	AVG
78-79	20	88	10	26	.385	6	12	.500	6	17	23	5	19	0	0	3	26	1.3

JOHN CROTTY

Height: 6-2 Weight: 194 Virginia '91 Born Jul. 15, 1969
Acquired: Signed as a free agent on Dec. 22, 2002 Departed: Waived on Jan. 6, 2003
Re-Acquired: Signed a 10-day contract on Jan. 8, 2003 Departed: 10-day contract terminated on Jan. 27, 2003

YEAR	GP	MIN	FGM	FGA	PCT	FTM	FTA	PCT	OFF	DEF	REB	AST	PF	DQ	STL	BLK	PTS	AVG
02-03	12	180	14	41	.341	9	15	.600	1	14	15	29	16	0	3	0	41	3.4

Three-point field goals: 4-13 (.308)

RASTKO CVETKOVIC

Height: 7-1 Weight: 260 Yugoslavia Born Jun. 22, 1970
Acquired: Signed as a free agent on Sept. 29, 1995 Departed: Contract expired at end of '95-96 season

YEAR	GP	MIN	FGM	FGA	PCT	FTM	FTA	PCT	OFF	DEF	REB	AST	PF	DQ	STL	BLK	PTS	AVG
95-96	14	48	5	16	.313	0	4	.000	4	7	11	3	11	0	2	1	10	0.7

Three-point field goals: 0-1 (.000).

TERRY DAVIS

Height: 6-10 Weight: 270 Virginia Union '89 Born Jun. 17, 1967
Acquired: Signed as a free agent on Sept. 26, 2000 Departed: Contract expired at end of '00-01 season

YEAR	GP	MIN	FGM	FGA	PCT	FTM	FTA	PCT	OFF	DEF	REB	AST	PF	DQ	STL	BLK	PTS	AVG
00-01	19	228	12	25	.480	9	22	.409	24	29	53	7	34	0	1	1	33	1.7

Three-point field goals: 0-0.

WALTER DAVIS

Height: 6-6 Weight: 207 North Carolina '77 Born Sept. 9, 1954
Acquired: Signed as a free agent on Jul. 6, 1988 Departed: Traded to Portland on Jan. 23, 1991
Re-Acquired: Signed as a free agent on Nov. 2, 1991 Departed: Contract expired at end of '91-92 season

YEAR	GP	MIN	FGM	FGA	PCT	FTM	FTA	PCT	OFF	DEF	REB	AST	PF	DQ	STL	BLK	PTS	AVG
88-89	81	1857	536	1076	.498	175	199	.879	41	110	151	190	187	1	72	5	1267	15.6
89-90	69	1635	497	1033	.481	207	227	.912	46	133	179	155	160	1	59	9	1207	17.5
90-91	39	1044	316	667	.474	86	94	.915	52	71	123	84	108	2	62	3	728	18.7
91-92	46	741	185	403	.459	82	94	.872	20	50	70	68	69	0	29	1	457	9.9
TOTALS	**235**	**5277**	**1534**	**3179**	**.483**	**550**	**614**	**.896**	**159**	**364**	**523**	**497**	**524**	**4**	**222**	**18**	**3659**	**15.6**

Three-point field goals: '88-89, 20-69 (.290); '89-90, 6-46 (.130); '90-91, 10-33 (.303); '91-92, 5-16 (.313). Totals: 41-164 (.250).

PLAYOFFS	GP	MIN	FGM	FGA	PCT	FTM	FTA	PCT	OFF	DEF	REB	AST	PF	DQ	STL	BLK	PTS	AVG
1989	3	94	31	60	.517	15	15	1.000	2	3	5	4	11	0	3	0	77	25.7
1990	3	70	18	45	.400	6	6	1.000	4	5	9	6	4	0	1	0	42	14.0
TOTALS	**6**	**164**	**49**	**105**	**.466**	**21**	**21**	**1.000**	**6**	**8**	**14**	**10**	**15**	**0**	**4**	**0**	**119**	**19.8**

Three-point field goals: 1989, 0-4 (.000); 1990, 0-1 (.000). Totals: 0-5 (.000).

BISON DELE (FORMERLY BRIAN WILLIAMS)

Height: 6-11 Weight: 260 Arizona '92 Born Apr. 6, 1969
Acquired: By trade from Orlando on Aug. 19, 1993 Departed: Traded to L.A. Clippers on Sept. 19, 1995

YEAR	GP	MIN	FGM	FGA	PCT	FTM	FTA	PCT	OFF	DEF	REB	AST	PF	DQ	STL	BLK	PTS	AVG
93-94	80	1507	251	464	.541	137	211	.649	138	308	446	50	221	3	49	87	639	8.0
94-95	63	1261	196	333	.589	106	162	.654	98	200	298	53	210	7	38	43	498	7.9
TOTALS	**143**	**2768**	**447**	**797**	**.561**	**242**	**373**	**.649**	**236**	**508**	**744**	**103**	**431**	**10**	**87**	**130**	**1137**	**8.0**

Three-point field goals: '93-94, 0-3 (.000).

PLAYOFFS	GP	MIN	FGM	FGA	PCT	FTM	FTA	PCT	OFF	DEF	REB	AST	PF	DQ	STL	BLK	PTS	AVG
1994	12	289	42	76	.553	27	41	.659	33	56	89	11	36	0	4	11	111	9.3
1995	3	44	10	18	.556	4	4	1.000	5	13	18	2	15	1	0	1	24	8.0
TOTALS	**15**	**333**	**52**	**94**	**.553**	**31**	**45**	**.689**	**38**	**69**	**107**	**13**	**51**	**1**	**4**	**12**	**135**	**9.0**

Three-point field goals: 0-0.

KENNY DENNARD

Height: 6-8 Weight: 220 Duke '81 Born Oct. 18, 1958
Acquired: By trade from Kansas City on Sept. 26, 1983 Departed: Waived on Feb. 25, 1984

YEAR	GP	MIN	FGM	FGA	PCT	FTM	FTA	PCT	OFF	DEF	REB	AST	PF	DQ	STL	BLK	PTS	AVG
83-84	43	413	36	99	.364	15	24	.625	37	64	101	45	83	0	23	8	90	2.1

Three-point field goals: 3-10 (.300).

YAKHOUBA DIAWARA

Height: 6-7 Weight: 225 Pepperdine '05 Born Aug. 29, 1982
Acquired: Signed as a free agent on Aug. 26, 2006 Departed: Contract expired at end of '07-08 season

YEAR	GP	MIN	FGM	FGA	PCT	FTM	FTA	PCT	OFF	DEF	REB	AST	PF	DQ	STL	BLK	PTS	AVG
06-07	64	1177	100	292	.342	35	53	.660	27	83	110	55	132	0	30	7	284	4.4
07-08	54	542	55	134	.410	22	31	.710	23	39	62	37	61	1	8	3	153	2.8
TOTALS	**118**	**1719**	**155**	**426**	**.364**	**57**	**84**	**.679**	**50**	**122**	**172**	**92**	**193**	**1**	**38**	**10**	**437**	**3.7**

Three-point field goals: '06-07, 49-170 (.288); '07-08, 21-66 (.318). Totals: 70-236 (.297).

PLAYOFFS	GP	MIN	FGM	FGA	PCT	FTM	FTA	PCT	OFF	DEF	REB	AST	PF	DQ	STL	BLK	PTS	AVG
2007	1	1	0	0	---	0	0	---	0	0	0	0	0	0	0	0	0	0.0
2008	3	8	2	5	.400	0	0	---	0	1	1	0	0	0	0	0	4	1.3
TOTALS	**4**	**9**	**2**	**5**	**.400**	**0**	**0**	**---**	**0**	**1**	**1**	**0**	**0**	**0**	**0**	**0**	**4**	**1.0**

Three-point field goals: 2008, 0-2 (.000)

MICHAEL DOLEAC

Height: 6-11 Weight: 262 Utah '98 Born Jun. 15, 1977
Acquired: Claimed off waivers on Feb. 20, 2004 Departed: Contract expired at end of '03-04 season

YEAR	GP	MIN	FGM	FGA	PCT	FTM	FTA	PCT	OFF	DEF	REB	AST	PF	DQ	STL	BLK	PTS	AVG
03-04	26	344	40	97	.412	14	16	.875	28	48	76	14	58	0	6	6	94	3.6

Three-point field goals: 0-0.

PLAYOFFS	GP	MIN	FGM	FGA	PCT	FTM	FTA	PCT	OFF	DEF	REB	AST	PF	DQ	STL	BLK	PTS	AVG
2004	5	49	5	10	.500	0	0	---	2	5	7	3	8	0	0	0	10	2.0

Three-point field goals: 0-0.

JACKY DORSEY

Height: 6-7 Weight: 230 Georgia '78 Born Dec. 18, 1954
Acquired: Signed as a free agent on Jun. 24, 1977 Departed: Waived on Nov. 14, 1977

YEAR	GP	MIN	FGM	FGA	PCT	FTM	FTA	PCT	OFF	DEF	REB	AST	PF	DQ	STL	BLK	PTS	AVG
77-78	7	37	3	12	.250	3	5	.600	5	15	20	2	9	0	2	2	9	1.3

T.R. DUNN

Height: 6-4 Weight: 192 Alabama '77 Born Feb. 1, 1955
Acquired: By trade from Portland on Aug. 15, 1980 Departed: Waived on Dec. 24, 1990

YEAR	GP	MIN	FGM	FGA	PCT	FTM	FTA	PCT	OFF	DEF	REB	AST	PF	DQ	STL	BLK	PTS	AVG
80-81	82	1427	146	345	.412	79	121	.653	133	168	301	81	141	0	66	29	371	4.5
81-82	82	2519	258	504	.512	153	215	.712	211	384	559	188	210	1	135	36	669	8.2
82-83	82	2640	254	527	.482	119	163	.730	231	384	615	189	218	2	147	25	627	7.6
83-84	80	2705	174	370	.470	106	145	.731	195	379	574	228	233	5	173	32	454	5.7
84-85	81	2290	175	358	.489	84	116	.724	169	216	385	153	213	3	140	14	434	5.4
85-86	82	2401	172	379	.454	68	88	.773	143	234	377	171	228	1	155	16	412	5.0
86-87	81	1932	118	276	.428	36	55	.655	91	174	265	147	160	0	100	21	272	3.4
87-88	82	1534	70	156	.449	40	52	.769	110	130	240	87	152	0	101	11	180	2.2
89-90	65	657	44	97	.454	26	39	.667	56	82	138	43	67	1	41	4	114	1.8
90-91	17	217	21	47	.447	9	10	.900	20	22	42	24	30	0	12	1	52	3.1
TOTALS	**734**	**18322**	**1432**	**3068**	**.467**	**720**	**1044**	**.689**	**1359**	**2137**	**3496**	**1311**	**1652**	**13**	**1070**	**189**	**3585**	**4.8**

Three-point field goals: '80-81, 0-2 (.000); '81-82, 0-1 (.000); '82-83, 0-1 (.000); '83-84, 0-1 (.000); '84-85, 0-2 (.000); '85-86, 0-1 (.000); '86-87, 0-2 (.000); '87-88, 0-1 (.000); '89-90, 0-2 (.000); '90-91, 1-4 (.250). Totals: 1-17 (.059)

PLAYOFFS	GP	MIN	FGM	FGA	PCT	FTM	FTA	PCT	OFF	DEF	REB	AST	PF	DQ	STL	BLK	PTS	AVG
1982	3	81	6	13	.462	7	8	.875	10	8	18	10	11	0	8	1	19	6.3
1983	8	300	18	41	.439	5	8	.625	27	51	78	20	21	0	12	3	41	5.1
1984	5	178	14	25	.560	5	7	.714	20	19	39	8	19	0	10	4	33	6.6
1985	15	371	27	65	.415	14	19	.737	27	33	60	34	45	0	24	3	68	4.5
1986	10	276	20	46	.435	9	14	.643	22	31	53	13	34	1	16	0	49	4.9
1987	3	22	1	4	.250	0	0	.000	1	2	3	2	3	0	1	1	2	0.7
1988	11	185	11	20	.550	4	8	.500	11	18	29	3	20	0	8	0	26	2.4
1990	3	31	0	0	---	0	0	---	1	6	7	2	3	0	4	1	0	0.0
TOTALS	**58**	**1444**	**97**	**214**	**.453**	**44**	**64**	**.688**	**119**	**168**	**287**	**92**	**156**	**1**	**83**	**13**	**238**	**4.1**

Three-point field goals: 0-0.

KEITH EDMONSON

Height: 6-5 Weight: 205 Purdue '82 Born Sept. 28, 1960
Acquired: By trade from San Antonio on Jan. 21, 1984 Departed: Contract expired at end of '83-84 season

YEAR	GP	MIN	FGM	FGA	PCT	FTM	FTA	PCT	OFF	DEF	REB	AST	PF	DQ	STL	BLK	PTS	AVG
83-84	15	101	23	47	.489	18	25	.720	6	12	18	7	16	0	4	1	64	4.2

Three-point field goals: 0-0.

HOWARD EISLEY

Height: 6-2 Weight: 180 Boston College '94 Born Dec. 4, 1972
Acquired: Signed for the remainder of the season on Mar. 23, 2006 Departed: Traded to Chicago on Jul. 19. 2006

YEAR	GP	MIN	FGM	FGA	PCT	FTM	FTA	PCT	OFF	DEF	REB	AST	PF	DQ	STL	BLK	PTS	AVG
05-06	19	282	30	86	.349	20	24	.833	2	17	19	44	23	0	8	2	92	4.8

Three-point field goals: 12-38 (316).

DALE ELLIS

Height: 6-7 Weight: 215 Tennessee '83 Born Aug. 6, 1960
Acquired: Signed as a free agent on Oct. 4, 1994 Departed: Contract expired at end of '96-97 season

YEAR	GP	MIN	FGM	FGA	PCT	FTM	FTA	PCT	OFF	DEF	REB	AST	PF	DQ	STL	BLK	PTS	AVG
94-95	81	1996	351	774	.453	110	127	.866	56	166	222	57	142	0	37	9	918	11.3
95-96	81	2626	459	959	.479	136	179	.760	88	227	315	139	191	1	57	7	1204	14.9
96-97	82	2940	477	1151	.414	215	263	.817	99	194	293	165	178	0	60	7	1361	16.6
TOTALS	**244**	**7562**	**1287**	**2884**	**.446**	**461**	**569**	**.810**	**243**	**587**	**830**	**361**	**511**	**1**	**154**	**23**	**3483**	**14.3**

Three-point field goals: '94-95, 106-263 (.403), '95-96, 150-364 (.412), '96-97, 192-528 (.364). Totals: 448-1155 (.388).

PLAYOFFS	GP	MIN	FGM	FGA	PCT	FTM	FTA	PCT	OFF	DEF	REB	AST	PF	DQ	STL	BLK	PTS	AVG
1995	3	73	10	28	.357	12	13	.923	6	8	14	3	6	0	2	1	36	12.0

Three-point field goals: 1995, 4-13 (.308).

HAROLD ELLIS

Height: 6-5 Weight: 200 Morehouse '92 Born Oct. 7, 1970
Acquired: Signed out of the CBA on Dec. 14, 1997 Departed: Contract expired at the end of the '97-98 season

YEAR	GP	MIN	FGM	FGA	PCT	FTM	FTA	PCT	OFF	DEF	REB	AST	PF	DQ	STL	BLK	PTS	AVG
97-98	27	344	62	111	.559	40	63	.635	27	23	50	18	53	0	19	4	164	6.1

Three-point field goals: 0-4 (.000).

LaPHONSO ELLIS

Height: 6-8 Weight: 240 Notre Dame '92 Born May 5, 1970
Acquired: Drafted, No. 5 overall, in 1992 Departed: Contract expired at the end of the '97-98 season

YEAR	GP	MIN	FGM	FGA	PCT	FTM	FTA	PCT	OFF	DEF	REB	AST	PF	DQ	STL	BLK	PTS	AVG
92-93	82	2749	483	958	.504	237	317	.748	274	470	744	151	293	8	72	111	1205	14.7
93-94	79	2699	483	963	.502	242	359	.674	220	462	682	167	304	6	63	80	1215	15.4
94-95	6	58	9	25	.360	6	6	1.000	7	10	17	4	12	0	1	5	24	4.0
95-96	45	1269	189	432	.438	89	148	.601	93	229	322	74	163	3	36	33	471	10.5
96-97	55	2002	445	1014	.439	218	282	.773	107	279	386	131	181	7	44	41	1203	21.9
97-98	76	2575	410	1007	.407	206	256	.805	146	398	544	213	226	2	65	49	1083	14.3
TOTALS	**343**	**11352**	**2019**	**4399**	**.459**	**998**	**1368**	**.730**	**847**	**1848**	**2695**	**740**	**226**	**2**	**281**	**319**	**5201**	**15.2**

Three-point field goals: '92-93, 2-13 (.154); '93-94, 7-23 (.304); '94-95, 0-0; '95-96, 4-22 (.182); '96-97, 95-259 (.367); '97-98, 57-201 (.284). Totals: 165-513 (.322).

PLAYOFFS	GP	MIN	FGM	FGA	PCT	FTM	FTA	PCT	OFF	DEF	REB	AST	PF	DQ	STL	BLK	PTS	AVG
1994	12	436	68	142	.479	38	54	.704	27	70	97	26	46	2	9	11	177	14.8
1995	--------DNP - INJURED LIST--------																	

Three-point field goals: 3-6 (.500).

MAURICE "BO" ELLIS

Height: 6-9 Weight: 200 Marquette '77 Born Aug.. 8, 1954
Acquired: By trade from Washington on Oct. 11, 1977 Departed: Waived on Nov. 2, 1979
Re-Acquired: Signed as a free agent on Nov. 24, 1979 Departed: Contract expired at the end of the '79-80 season

YEAR	GP	MIN	FGM	FGA	PCT	FTM	FTA	PCT	OFF	DEF	REB	AST	PF	DQ	STL	BLK	PTS	AVG
77-78	78	1213	133	320	.416	72	104	.692	114	190	304	73	208	2	49	47	338	4.3
78-79	42	269	42	92	.457	29	36	.806	17	45	62	10	45	0	10	13	113	2.7
79-80	48	502	61	136	.449	40	53	.755	51	65	116	30	67	1	10	24	164	3.4
TOTALS	**168**	**1984**	**236**	**548**	**.431**	**141**	**193**	**.731**	**182**	**300**	**482**	**113**	**320**	**3**	**69**	**84**	**613**	**3.6**

Three-point field goals: '79-80, 0-3 (.000).

PLAYOFFS	GP	MIN	FGM	FGA	PCT	FTM	FTA	PCT	OFF	DEF	REB	AST	PF	DQ	STL	BLK	PTS	AVG
1978	12	170	17	40	.425	12	15	.800	15	28	43	8	25	0	6	8	46	3.8
1979	3	24	2	6	.333	2	2	1.000	1	3	4	1	2	0	2	1	6	2.0
TOTALS	**15**	**194**	**19**	**46**	**.413**	**14**	**17**	**.824**	**16**	**31**	**47**	**9**	**27**	**0**	**8**	**9**	**52**	**3.5**

FRANCISCO ELSON

Height: 7-0 Weight: 235 California '99 Born Feb. 28, 1976
Acquired: Drafted in the second round, No. 41 overall, in 1999 Departed: Contract expired at the end of '05-06 season

YEAR	GP	MIN	FGM	FGA	PCT	FTM	FTA	PCT	OFF	DEF	REB	AST	PF	DQ	STL	BLK	PTS	AVG
03-04	62	875	94	199	.472	30	45	.667	65	138	203	32	145	2	35	39	218	3.5
04-05	67	939	101	216	.468	45	79	.570	61	140	201	34	129	1	34	41	248	3.7
05-06	72	1579	151	284	.532	49	74	.662	99	240	339	47	211	0	54	45	352	4.9
TOTALS	**201**	**3393**	**346**	**699**	**.495**	**124**	**198**	**.626**	**225**	**518**	**743**	**113**	**485**	**3**	**123**	**125**	**818**	**4.1**

Three-point field goals: '03-04, 0-1 (.000); '04-05, 1-3 (.333);' '05-06, 1-5 (.200). Totals: 2-9 (.222)

PLAYOFFS	GP	MIN	FGM	FGA	PCT	FTM	FTA	PCT	OFF	DEF	REB	AST	PF	DQ	STL	BLK	PTS	AVG
2004	4	60	7	12	.583	1	2	.500	1	8	9	2	14	0	2	1	15	3.8
2005	1	6	0	1	.000	0	0	---	0	3	3	0	0	0	0	0	0	0.0
2006	5	75	3	5	.600	0	0	---	5	6	11	2	13	1	4	0	6	1.2
TOTALS	**10**	**141**	**10**	**18**	**.556**	**1**	**2**	**.500**	**6**	**17**	**23**	**4**	**27**	**1**	**6**	**1**	**21**	**2.1**

Three-point field goals: 0-0.

MELVIN ELY

Height: 6-10 Weight: 261 Fresno State '02 Born May 2, 1978
Acquired: Signed as a free agent on Sept. 27, 2010 Departed: Contract expired at the end of '10-11 season

YEAR	GP	MIN	FGM	FGA	PCT	FTM	FTA	PCT	OFF	DEF	REB	AST	PF	DQ	STL	BLK	PTS	AVG
10-11	30	366	28	51	.549	13	21	.619	27	47	74	14	50	1	4	11	69	2.3

Three-point field goals: 0-0 (.000).

WAYNE ENGLESTAD

Height: 6-8 Weight: 245 UC-Irvine '88 Born Dec. 6, 1963
Acquired: Signed as a free agent on Oct. 6, 1988 Departed: Waived on Dec. 27, 1988

YEAR	GP	MIN	FGM	FGA	PCT	FTM	FTA	PCT	OFF	DEF	REB	AST	PF	DQ	STL	BLK	PTS	AVG
88-89	11	50	11	29	.379	6	10	.600	5	11	16	7	12	0	1	0	28	2.5

Three-point field goals: 0-0 (.000).

ALEX ENGLISH

Height: 6-7 Weight: 190 South Carolina '76 Born Jan. 5, 1954
Acquired: By trade from Indiana on Feb. 1, 1980 Departed: Contract expired at the end of '89-90 season

YEAR	GP	MIN	FGM	FGA	PCT	FTM	FTA	PCT	OFF	DEF	REB	AST	PF	DQ	STL	BLK	PTS	AVG
79-80	24	875	207	427	.485	96	126	.762	102	123	225	82	78	0	28	29	512	21.3
80-81	81	3093	768	1555.	.494	390	459	.850	273	373	646	290	255	2	106	100	1929	23.8
81-82	82	3015	855	1553	.551	372	443	.840	210	348	558	433	261	2	87	120	2082	25.4
82-83	82	2988	959	1857	.516	406	490	.829	263	338	601	397	235	1	116	126	2326	28.4
83-84	82	2870	907	1714	.529	352	427	.824	216	248	464	406	252	3	83	95	2167	26.4
84-85	81	2924	939	1812	.518	383	462	.829	203	255	458	344	259	1	101	46	2262	27.9
85-86	81	3024	951	1888	.504	511	593	.862	192	213	405	320	235	1	73	29	2414	29.8
86-87	82	3085	965	1920	.503	411	487	.844	146	198	344	422	216	0	73	21	2345	28.6
87-88	80	2818	843	1704	.495	314	379	.828	166	207	373	377	193	1	70	23	2000	25.0
88-89	82	2990	924	1881	.491	325	379	.858	148	178	326	383	174	0	66	12	2175	26.5
89-90	80	2211	635	1293	.491	161	183	.880	119	167	286	225	130	0	51	23	1433	17.9
TOTALS	**837**	**29893**	**8953**	**17604**	**.509**	**3721**	**4428**	**.840**	**2038**	**2648**	**4686**	**3679**	**2288**	**11**	**854**	**624**	**21645**	**25.9**

Three-point field goals: '79-80, 2-3 (.667); '80-81, 3-5 (.600); '81-82, 0-8 (.000); '82-83, 2-12 (.167); '83-84, 1-7 (.143); '84-85, 1-5 (.200); '85-86, 1-5 (.200); '86-87, 4-15 (.267); '87-88, 0-6 (.000); '88-89, 2-8 (.250); '89-90, 2-5 (.400). Totals: 18-79 (.228).

PLAYOFFS	GP	MIN	FGM	FGA	PCT	FTM	FTA	PCT	OFF	DEF	REB	AST	PF	DQ	STL	BLK	PTS	AVG
1982	3	118	26	55	.473	6	7	.857	8	15	23	17	6	0	3	3	58	19.3
1983	7	270	67	150	.447	47	53	.887	20	24	44	42	21	0	4	7	181	25.9
1984	5	203	60	102	.588	25	28	.893	16	24	40	28	17	0	3	2	145	29.0
1985	14	536	163	304	.536	97	109	.890	36	56	92	63	40	1	17	4	423	30.2
1986	10	394	106	229	.463	61	71	.859	18	17	35	52	29	0	4	4	273	27.3
1987	3	76	25	49	.510	6	7	.857	10	4	14	10	9	1	0	0	56	18.7
1988	11	438	116	255	.455	35	43	.814	31	28	59	48	34	0	7	3	267	24.3
1989	3	108	32	62	.516	14	16	.875	8	5	13	11	6	0	1	0	78	26.0
1990	3	76	25	44	.568	9	11	.818	3	6	9	9	6	0	2	1	59	19.7
TOTALS	**59**	**2219**	**620**	**1250**	**.496**	**300**	**345**	**.870**	**150**	**179**	**329**	**280**	**168**	**2**	**41**	**24**	**1540**	**26.1**

Three-point field goals: 1983, 0-2 (.000); 1984, 0-1 (.000); 1986, 0-1 (.000); 1988, 0-3 (.000). Totals: 0-8 (.000).

MIKE EVANS

Height: 6-1 Weight: 170 Kansas State '78 Born Apr. 19, 1955
Acquired: Drafted, No. 21 overall, in 1978 Departed: Traded to Kansas City on Jun. 26, 1978
Re-Acquired: Signed out of the CBA on Jan. 12, 1983 Departed: Contract expired at end of 87-88 season

YEAR	GP	MIN	FGM	FGA	PCT	FTM	FTA	PCT	OFF	DEF	REB	AST	PF	DQ	STL	BLK	PTS	AVG
82-83	42	695	115	243	.473	33	41	.805	4	54	58	113	94	3	23	3	263	6.3
83-84	78	1687	243	564	.431	111	131	.847	23	115	138	288	175	2	61	4	629	8.1
84-85	81	1437	323	661	.489	113	131	.863	26	93	119	231	174	2	65	12	816	10.1
85-86	81	1389	304	715	.425	126	149	.846	30	71	101	177	159	1	61	1	773	9.5
86-87	81	1567	334	729	.458	96	126	.780	36	92	128	185	149	1	79	12	817	10.1
87-88	56	656	139	307	.453	30	37	.811	9	39	48	81	78	0	34	6	344	6.1
TOTALS	**419**	**7431**	**1458**	**3219**	**.452**	**509**	**612**	**.831**	**128**	**464**	**592**	**1075**	**829**	**9**	**323**	**38**	**3642**	**9.1**

Three-point field goals: '82-83, 0-9 (.000); '83-84, 32-89 (.360); '84-85, 57-157 (.363); '85-86, 39-176 (.222); '86-87, 53-169 (.314);87-88, 36-91 (.396). Totals: 217-691 (.314).

PLAYOFFS	GP	MIN	FGM	FGA	PCT	FTM	FTA	PCT	OFF	DEF	REB	AST	PF	DQ	STL	BLK	PTS	AVG
1983	8	183	36	74	.486	11	17	.647	2	17	19	38	20	0	5	0	86	10.8
1984	5	77	9	28	.321	4	4	1.000	1	2	3	12	13	0	0	0	23	4.6
1985	15	281	62	143	.434	14	17	.824	3	29	32	46	39	0	13	3	155	10.3
1986	10	204	30	82	.366	25	30	.833	6	14	20	25	19	0	10	3	92	9.2
1987	3	57	7	19	.368	2	2	1.000	2	5	7	8	6	0	3	0	18	6.0
1988	11	219	45	114	.395	14	15	.933	6	16	22	23	19	0	12	0	116	10.5
TOTALS	**52**	**1021**	**189**	**460**	**.411**	**70**	**85**	**.824**	**20**	**83**	**103**	**152**	**116**	**0**	**43**	**6**	**490**	**9.4**

Three-point field goals: 1983, 3-10 (.300); 1984, 1-8 (.125); 1985, 17-51 (.333); 1986, 7-29 (.241); 1987, 2-7 (.286); 1988, 12-44 (.273). Totals: 42-149 (.282).

REGGIE EVANS

Height: 6-8 Weight: 245 Iowa '02 Born May 18, 1980
Acquired: By trade from Seattle on Feb. 23, 2006 Departed: Traded to Philadelphia on Sept. 10, 2007

YEAR	GP	MIN	FGM	FGA	PCT	FTM	FTA	PCT	OFF	DEF	REB	AST	PF	DQ	STL	BLK	PTS	AVG
05-06	26	605	43	95	.453	49	97	.505	57	169	226	15	71	0	16	5	135	5.2
06-07	66	1127	117	215	.544	91	183	.497	156	304	460	45	144	0	42	16	325	4.9
TOTALS	**92**	**1732**	**160**	**310**	**.516**	**140**	**280**	**.500**	**213**	**473**	**686**	**60**	**215**	**0**	**58**	**21**	**460**	**5.0**

Three-point field goals: 0-0.

PLAYOFFS	GP	MIN	FGM	FGA	PCT	FTM	FTA	PCT	OFF	DEF	REB	AST	PF	DQ	STL	BLK	PTS	AVG
2006	5	69	3	7	.429	13	18	.722	8	15	23	0	11	0	2	1	19	4.6

Three-point field goals: 0-2 (.000).

JOHN FAIRCHILD

Height: 6-8 Weight: 205 Brigham Young '65 Born Apr. 28, 1943

YEAR	GP	MIN	FGM	FGA	PCT	FTM	FTA	PCT	OFF	DEF	REB	AST	PF	DQ	STL	BLK	PTS	AVG
68-69	11	135	12	34	.353	16	24	.667	7	11	18	9	8	1	-	-	65	3.8

Three-point field goals: 0-0.

JIM FARMER

Height: 6-4 Weight: 203 Alabama '87 Born Sept. 23, 1964
Acquired: Signed for the remainder of the season on Mar. 17, 1991 Departed: Contract expired at end of '90-91 season
Re-Acquired: Signed the first of consecutive 10-day contracts Feb. 15, 1994 Departed: Released on Mar. 7, 1994

YEAR	GP	MIN	FGM	FGA	PCT	FTM	FTA	PCT	OFF	DEF	REB	AST	PF	DQ	STL	BLK	PTS	AVG
90-91	25	443	99	216	.458	46	63	.730	27	36	63	38	58	0	13	2	249	10.0
93-94	4	29	2	6	.333	0	0	---	0	2	2	4	3	0	0	0	4	1.0
TOTALS	**29**	**472**	**101**	**222**	**.455**	**46**	**63**	**.730**	**27**	**38**	**65**	**42**	**61**	**0**	**13**	**2**	**253**	**8.7**

Three-point field goals: '90-91: 5-22 (.227), '93-94: 0-2 (.000), Totals: 5-24 (.208).

RAYMOND FELTON

Height: 6-1 Weight: 205 North Carolina '05 Born June 12, 1984
Acquired: By trade from New York on Feb. 22, 2011 Departed: Traded to Portland on June 23, 2011

YEAR	GP	MIN	FGM	FGA	PCT	FTM	FTA	PCT	OFF	DEF	REB	AST	PF	DQ	STL	BLK	PTS	AVG
10-11	21	663	88	204	.431	37	60	.617	8	67	75	137	37	0	28	0	241	11.5

Three-point field goals: 28-61 (.459)

PLAYOFFS	GP	MIN	FGM	FGA	PCT	FTM	FTA	PCT	OFF	DEF	REB	AST	PF	DQ	STL	BLK	PTS	AVG
2011	5	151	18	50	.360	18	24	.750	0	9	9	21	10	0	6	0	58	11.6

Three-point field goals: 4-16 (.250).

RUDY FERNANDEZ

Height: 6-6 Weight: 185 Spain '08 Born Apr. 4, 1985
Acquired: By trade from Dallas on Dec. 13, 2011 Departed: Contract expired at end of the '11-12 season

YEAR	GP	MIN	FGM	FGA	PCT	FTM	FTA	PCT	OFF	DEF	REB	AST	PF	DQ	STL	BLK	PTS	AVG
11-12	31	710	99	225	.440	30	43	.698	9	56	65	75	37	0	31	3	268	8.6

Three-point field goals: 40-122 (.328).

MATT FISH

Height: 6-11 Weight: 235 North Carolina-Wilmington '92 Born Nov. 18, 1969
Acquired: Signed for the remainder of the season on Mar. 27, 1996 Departed: Contract expired at end of the '95-96 season

YEAR	GP	MIN	FGM	FGA	PCT	FTM	FTA	PCT	OFF	DEF	REB	AST	PF	DQ	STL	BLK	PTS	AVG
95-96	16	117	15	26	.577	10	18	.556	7	11	18	7	16	0	3	6	40	2.5

Three-point field goals: 0-0.

LUIS FLORES

Height: 6-2 Weight: 195 Manhattan '04 Born Apr. 11, 1981
Acquired: By trade from Golden State on Feb. 24, 2005 Departed: Waived on Aug. 30, 2005

YEAR	GP	MIN	FGM	FGA	PCT	FTM	FTA	PCT	OFF	DEF	REB	AST	PF	DQ	STL	BLK	PTS	AVG
04-05	1	4	1	2	.500	0	0	---	1	0	1	0	0	0	0	0	3	3.0

Three-point field goals: 1-1 (1.000).

GARY FORBES

Height: 6-7 Weight: 220 Massachusetts '08 Born Feb. 25, 1985
Acquired: Signed as a free agent on Sept. 24, 2010 Departed: Contract expired at end of 2010-11 season

YEAR	GP	MIN	FGM	FGA	PCT	FTM	FTA	PCT	OFF	DEF	REB	AST	PF	DQ	STL	BLK	PTS	AVG
10-11	63	790	124	273	.454	59	87	.678	28	88	116	49	77	0	23	6	326	5.2

Three-point field goals: 19-58 (.328)

PLAYOFFS	GP	MIN	FGM	FGA	PCT	FTM	FTA	PCT	OFF	DEF	REB	AST	PF	DQ	STL	BLK	PTS	AVG
2011	1	2	0	1	.000	0	0	-	0	1	1	0	0	0	0	0	0	0.0

Three-point field goals: 0-0.

DANNY FORTSON

Height: 6-7 Weight: 260 Cincinnati '98 Born Mar. 27, 1976
Acquired: By trade from Milwaukee on Jun. 25, 1997 Departed: Traded to Boston on Aug. 3, 1999

YEAR	GP	MIN	FGM	FGA	PCT	FTM	FTA	PCT	OFF	DEF	REB	AST	PF	DQ	STL	BLK	PTS	AVG
97-98	80	1811	276	611	.452	263	339	.776	182	266	448	76	314	7	44	30	816	10.2
98-99	50	1417	191	386	.495	168	231	.727	210	371	581	32	212	9	31	22	550	11.0
TOTALS	**130**	**3228**	**467**	**997**	**.468**	**431**	**570**	**.756**	**392**	**637**	**1029**	**108**	**526**	**16**	**75**	**52**	**1366**	**10.5**

Three point field goals: '97-98, 1-3 (.333); '98-99, 0-3 (.000). Totals: 1-6 (.167).

JIMMY FOSTER

Height: 6-1 Weight: 175 Connecticut '74 Born Dec. 16, 1951
Acquired: By trade St. Louis on Aug. 22, 1975 Departed: Waived on Oct. 5, 1976

YEAR	GP	MIN	FGM	FGA	PCT	FTM	FTA	PCT	OFF	DEF	REB	AST	PF	DQ	STL	BLK	PTS	AVG
75-76	48	352	54	145	.372	39	64	.609	19	23	42	47	78	-	19	4	148	3.1

Three-point field goals: 1-8 (.125)

PLAYOFFS	GP	MIN	FGM	FGA	PCT	FTM	FTA	PCT	OFF	DEF	REB	AST	PF	DQ	STL	BLK	PTS	AVG
1976	2	13	5	8	.625	3	7	.429	1	1	2	1	4	x	1	0	13	6.5

Three-point field goals: 0-0.

COREY GAINES

Height: 6-4 Weight: 195 Loyola Marymount '88 Born June 1, 1965
Acquired: Signed as a free agent on Aug. 22, 1990 Departed: Waived on Nov. 21, 1990

YEAR	GP	MIN	FGM	FGA	PCT	FTM	FTA	PCT	OFF	DEF	REB	AST	PF	DQ	STL	BLK	PTS	AVG
90-91	10	226	28	70	.400	22	26	.846	4	10	149	91	25	0	10	2	83	8.3

Three-point field goals: 0-0.

CHUCK GARDNER

Height: 6-8 Weight: 205 Colorado '66 Born Sept. 30, 1944

YEAR	GP	MIN	FGM	FGA	PCT	FTM	FTA	PCT	OFF	DEF	REB	AST	PF	DQ	STL	BLK	PTS	AVG
67-68	42	487	71	175	.406	55	79	.696	-	-	136	13	74	1	-	-	197	4.7

Three-point field goals: 0-4 (.000).

GARY GARLAND

Height: 6-4 Weight: 180 DePaul '79 Born Oct. 12, 1957
Acquired: Drafted in the second round, No. 30 overall, in 1979 Departed: Waived on Sept. 19, 1980

YEAR	GP	MIN	FGM	FGA	PCT	FTM	FTA	PCT	OFF	DEF	REB	AST	PF	DQ	STL	BLK	PTS	AVG
79-80	78	1106	155	356	.435	18	26	.692	50	88	138	145	80	1	54	4	334	4.3

Three-point field goals: 6-19 (.316).

WINSTON GARLAND

Height: 6-2 Weight: 175 Southwest Missouri State '87 Born Dec. 19, 1964
Acquired: By trade from L.A. Clippers on Jun. 26, 1992 Departed: Contract expired at end of '91-92 season

YEAR	GP	MIN	FGM	FGA	PCT	FTM	FTA	PCT	OFF	DEF	REB	AST	PF	DQ	STL	BLK	PTS	AVG
91-92	78	2209	333	750	.444	171	199	.859	67	123	190	411	206	1	98	22	846	10.8

Three-point field goals: 9-28 (.321).

DEAN GARRETT

Height: 6-11 Weight: 250 Indiana '88 Born Nov. 27, 1966
Acquired: Signed as a free agent on Sept. 5, 1997 Departed: Traded to Minnesota on Jan. 21, 1999

YEAR	GP	MIN	FGM	FGA	PCT	FTM	FTA	PCT	OFF	DEF	REB	AST	PF	DQ	STL	BLK	PTS	AVG
97-98	82	2632	242	565	.428	114	176	.648	227	417	644	90	197	0	57	133	598	7.3

Three-point field goals: 0-0.

KIWANE GARRIS

Height: 6-2 Weight: 183 Illinois '97 Born Sept. 24, 1974
Acquired: Signed out of the CBA on Nov. 24, 1997 Departed: Waived on Mar. 13, 1998

YEAR	GP	MIN	FGM	FGA	PCT	FTM	FTA	PCT	OFF	DEF	REB	AST	PF	DQ	STL	BLK	PTS	AVG
97-98	28	225	22	65	.338	19	25	.760	3	16	19	28	22	0	7	1	68	2.4

Three-point field goals: 5-14 (.357).

CHRIS GATLING

Height: 6-10 Weight: 230 Old Dominion '91 Born Sept. 3, 1967
Acquired: By trade from Orlando on Feb. 1, 2000 Departed: Traded to Miami on Jun. 27, 2000

YEAR	GP	MIN	FGM	FGA	PCT	FTM	FTA	PCT	OFF	DEF	REB	AST	PF	DQ	STL	BLK	PTS	AVG
99-00	40	770	155	340	.456	95	128	.742	63	142	205	31	104	2	34	13	416	10.4

Three-point field goals: 11-47 (.234).

GUS GERARD

Height: 6-8 Weight: 200 Virginia '74 Born Jul. 27, 1953
Acquired: By trade from St. Louis on Dec. 18, 1975 Departed: Traded to Buffalo on Dec. 17, 1976

YEAR	GP	MIN	FGM	FGA	PCT	FTM	FTA	PCT	OFF	DEF	REB	AST	PF	DQ	STL	BLK	PTS	AVG
75-76	60	1185	240	553	.434	111	158	.703	94	207	301	122	169	x	51	54	594	9.9
76-77	24	456	101	210	.481	38	56	.679	38	62	100	49	73	1	21	30	240	10.0
TOTALS	**84**	**1641**	**341**	**763**	**.447**	**149**	**214**	**.696**	**132**	**269**	**401**	**171**	**242**	**1**	**72**	**84**	**834**	**9.9**

Three point field goals: '75-76, 3-7 (.429).

GUS GERARD (CONT.)

PLAYOFFS	GP	MIN	FGM	FGA	PCT	FTM	FTA	PCT	OFF	DEF	REB	AST	PF	DQ	STL	BLK	PTS	AVG
1976	13	142	22	63	.349	16	24	.667	13	20	33	12	26	0	8	7	60	4.6

Three-point field goals: 0-1 (.000).

ANTHONY GOLDWIRE

Height: 6-2 Weight: 182 Houston '94 Born Sept. 6, 1971
Acquired: By trade from Charlotte on Feb. 20, 1996 Departed: Contract expired at end of '97-98 season
Re-Acquired: Signed for the remainder of the season on Feb. 18, 2001 Departed: Contract expired at end of '00-01 season

YEAR	GP	MIN	FGM	FGA	PCT	FTM	FTA	PCT	OFF	DEF	REB	AST	PF	DQ	STL	BLK	PTS	AVG
96-97	27	612	69	176	.392	31	38	.816	9	37	46	125	46	0	14	1	197	7.3
97-98	82	2212	269	636	.423	150	186	.806	40	107	147	277	149	0	86	7	751	9.2
00-01	20	201	30	80	.375	13	17	.765	1	11	12	34	13	0	9	0	82	4.4
TOTALS	**129**	**3025**	**368**	**892**	**.413**	**194**	**241**	**.805**	**50**	**155**	**205**	**436**	**208**	**0**	**109**	**8**	**1030**	**8.0**

Three-point field goals: '96-97, 28-71(.394), '97-98, 63-164 (.384), '00-01, 9-34 (.265); Totals: 100-269 (.372).

GLEN GONDREZICK

Height: 6-6 Weight: 218 UNLV '77 Born Aug. 30, 1955
Acquired: Signed as a free agent on Nov. 26, 1979 Departed: Contract expired at end of '82-83 season

YEAR	GP	MIN	FGM	FGA	PCT	FTM	FTA	PCT	OFF	DEF	REB	AST	PF	DQ	STL	BLK	PTS	AVG
79-80	59	1020	148	286	.517	92	121	.760	107	152	259	81	119	0	68	16	390	6.6
80-81	73	1077	155	329	.471	112	137	.818	136	171	307	83	185	2	91	20	422	5.8
81-82	80	1699	250	495	.505	160	217	.737	140	283	423	152	229	0	92	36	660	8.3
82-83	76	1130	134	294	.456	82	114	.719	108	193	301	100	161	0	80	9	350	4.6
TOTALS	**288**	**4926**	**687**	**1404**	**.489**	**446**	**589**	**.757**	**491**	**799**	**1290**	**416**	**694**	**2**	**331**	**81**	**1822**	**6.3**

Three-point field goals: '79-80, 2-6 (.333); '80-81, 0-2 (.000); '81-82, 0-3 (.000); '82-83, 0-3 (.000). Totals: 2-14 (.143).

PLAYOFFS	GP	MIN	FGM	FGA	PCT	FTM	FTA	PCT	OFF	DEF	REB	AST	PF	DQ	STL	BLK	PTS	AVG
1982	3	51	8	20	.400	2	3	.667	3	5	8	9	8	0	2	1	18	6.0
1983	6	66	7	19	.368	1	2	.500	12	8	20	4	7	0	0	1	15	2.5
TOTALS	**9**	**117**	**15**	**37**	**.405**	**3**	**5**	**.600**	**15**	**13**	**28**	**16**	**15**	**0**	**2**	**2**	**33**	**3.7**

Three-point field goals: 1982, 0-1 (.000).

JOEY GRAHAM

Height: 6-7 Weight: 225 Oklahoma State '05 Born June 11, 1982
Acquired: Signed as a free agent on Sept. 26, 2009 Departed: Contract expired at end of '09-10 season

YEAR	GP	MIN	FGM	FGA	PCT	FTM	FTA	PCT	OFF	DEF	REB	AST	PF	DQ	STL	BLK	PTS	AVG
09-10	63	759	105	202	.520	54	73	.740	39	84	123	22	104	0	23	7	266	4.2

Three-point field goals: 2-13 (.154).

PLAYOFFS	GP	MIN	FGM	FGA	PCT	FTM	FTA	PCT	OFF	DEF	REB	AST	PF	DQ	STL	BLK	PTS	AVG
2010	4	29	10	17	.588	3	5	.600	4	6	10	0	6	1	2	1	24	6.0

Three-point field goals: 1-3 (.333).

GREG GRANT

Height: 5-7 Weight: 140 Trenton State (NJ) '89 Born Aug. 29, 1966
Acquired: Signed the first of consecutive 10-day contracts on Mar. 14, 1995 Departed: Contract expired at end of '94-95 season
Re-Acquired: Signed for the remainder of the season on Mar. 29, 1996 Departed: Contract expired at end of '95-96 season

YEAR	GP	MIN	FGM	FGA	PCT	FTM	FTA	PCT	OFF	DEF	REB	AST	PF	DQ	STL	BLK	PTS	AVG
94-95	14	151	10	33	.303	9	12	.750	2	7	9	43	20	1	6	2	31	2.2
95-96	10	109	6	23	.261	0	0	----	3	4	7	14	7	0	2	0	14	1.4
TOTALS	**24**	**260**	**16**	**56**	**.286**	**9**	**12**	**.750**	**5**	**11**	**16**	**57**	**27**	**1**	**8**	**2**	**45**	**1.9**

Three-point field goals: '94-95, 2-7 (.286); '95-96, 2-6 (.333). Totals: 4-13 (.308).

PLAYOFFS	GP	MIN	FGM	FGA	PCT	FTM	FTA	PCT	OFF	DEF	REB	AST	PF	DQ	STL	BLK	PTS	AVG
1995	3	20	0	6	.000	2	2	1.000	3	0	3	5	5	0	1	0	2	0.7

Three-point field goals: 0-1 (.000).

MIKE GREEN

Height: 6-10 Weight: 200 Louisiana Tech '73 Born Aug. 6, 1951
Acquired: Signed as a free agent on Aug. 7, 1973 Departed: Traded to Virginia on Jul. 14, 1975

YEAR	GP	MIN	FGM	FGA	PCT	FTM	FTA	PCT	OFF	DEF	REB	AST	PF	DQ	STL	BLK	PTS	AVG
73-74	79	1648	367	799	.459	169	226	.748	225	359	584	64	191	x	47	126	904	11.4
74-75	81	2557	593	1095	.542	225	305	.738	282	467	749	101	271	x	85	174	1411	17.4
TOTALS	**160**	**4205**	**960**	**1894**	**.507**	**394**	**531**	**.742**	**507**	**826**	**1333**	**165**	**462**	**x**	**132**	**300**	**2315**	**14.5**

Three-point field goals: '73-74, 1-2 (.500); '74-75, 0-4 (.000). Totals:1-6 (.166).

PLAYOFFS	GP	MIN	FGM	FGA	PCT	FTM	FTA	PCT	OFF	DEF	REB	AST	PF	DQ	STL	BLK	PTS	AVG
1975	13	471	102	214	.477	53	68	.779	54	67	121	14	51	x	10	21	277	21.3

Three-point field goals: 0-1 (.000).

TAUREAN GREEN

Height: 6-1 Weight: 177 Florida '08 Born Nov. 28, 1986
Acquired: By trade from Portland on Feb. 21, 2008 Departed: Traded to New York on July 28, 2008

YEAR	GP	MIN	FGM	FGA	PCT	FTM	FTA	PCT	OFF	DEF	REB	AST	PF	DQ	STL	BLK	PTS	AVG
07-08	17	74	7	25	.280	11	12	.917	0	10	10	11	5	0	2	0	27	1.6

Three-point field goals: 2-11 (.182).

DAVID GREENWOOD

Height: 6-9 Weight: 225 UCLA '79 Born May 27, 1957
Acquired: By trade from San Antonio on Jan. 26, 1989 Departed: Contract expired at end of '88-89 season

YEAR	GP	MIN	FGM	FGA	PCT	FTM	FTA	PCT	OFF	DEF	REB	AST	PF	DQ	STL	BLK	PTS	AVG
88-89	29	491	62	148	.419	48	71	.676	48	116	164	41	78	3	17	28	172	5.9

Three-point field goals: 0-0.

PLAYOFFS	GP	MIN	FGM	FGA	PCT	FTM	FTA	PCT	OFF	DEF	REB	AST	PF	DQ	STL	BLK	PTS	AVG
1989	3	34	2	6	.333	1	2	.500	2	9	11	1	7	0	1	1	5	1.7

Three-point field goals: 0-0.

DARVIN HAM

Height: 6-7 Weight: 220 Texas Tech '96 Born Jul. 23, 1973
Acquired: Signed as a free agent on Sept. 25, 1996 Departed: Traded to Indiana on Feb. 20, 1997

YEAR	GP	MIN	FGM	FGA	PCT	FTM	FTA	PCT	OFF	DEF	REB	AST	PF	DQ	STL	BLK	PTS	AVG
96-97	35	313	32	61	.525	16	33	.485	29	27	56	14	57	3	8	8	80	2.3

Three-point field goals: 0-0.

ZENDON HAMILTON

Height: 6-11 Weight: 250 St. John's '98 Born Apr. 27, 1975
Acquired: Signed as a free agent on Sept. 29, 2001 Departed: Contract expired at end of '01-02 season

YEAR	GP	MIN	FGM	FGA	PCT	FTM	FTA	PCT	OFF	DEF	REB	AST	PF	DQ	STL	BLK	PTS	AVG
01-02	54	848	103	245	.420	118	181	.652	110	143	253	14	104	0	21	18	324	6.0

Three-point field goals: 0-0.

JULIAN HAMMOND

Height: 6-5 Weight: 205 Tulsa '67 Born May 27, 1943

YEAR	GP	MIN	FGM	FGA	PCT	FTM	FTA	PCT	OFF	DEF	REB	AST	PF	DQ	STL	BLK	PTS	AVG
67-68	74	1364	224	458	.489	143	209	.684	-	-	327	62	112	0	-	-	591	8.0
68-69	78	2235	329	601	.547	165	253	.652	266	334	600	124	213	3	-	-	823	10.6
69-70	69	1847	329	660	.498	169	243	.695	204	267	471	109	183	2	-	-	827	11.9
70-71	83	2082	435	834	.522	273	375	.728	238	286	524	97	189	0	-	-	1143	13.8
71-72	24	411	66	140	.471	31	50	.620	48	67	115	29	47	0	-	-	163	6.5
TOTALS	**328**	**7939**	**1383**	**2693**	**.514**	**781**	**1130**	**.691**	**-**	**-**	**2037**	**421**	**744**	**5**	**-**	**-**	**3547**	**10.8**

Three-point field goals: '69-70, 0-1 (.000).

PLAYOFFS	GP	MIN	FGM	FGA	PCT	FTM	FTA	PCT	OFF	DEF	REB	AST	PF	DQ	STL	BLK	PTS	AVG
1968	5	153	22	38	.579	16	24	.667	-	-	28	18	17	1	-	-	60	12.0
1969	7	191	33	64	.515	25	33	.758	29	21	50	4	26	1	-	-	91	13.0
1970	12	395	85	170	.500	22	36	.611	45	34	79	34	49	1	-	-	192	16.0
TOTALS	**24**	**739**	**140**	**272**	**.515**	**63**	**93**	**.677**	**-**	**-**	**157**	**46**	**92**	**3**	**-**	**-**	**343**	**14.3**

Three-point field goals: 0-0.

TOM HAMMONDS

Height: 6-9 Weight: 225 Georgia Tech '89 Born Mar. 27, 1967
Acquired: Signed as a free agent on Feb. 4, 1993 Departed: Contract expired at end of '96-97 season

YEAR	GP	MIN	FGM	FGA	PCT	FTM	FTA	PCT	OFF	DEF	REB	AST	PF	DQ	STL	BLK	PTS	AVG
92-93	36	572	87	177	.492	33	54	.611	33	63	96	16	57	0	18	8	207	5.8
93-94	74	877	115	230	.500	71	104	.683	62	137	199	34	91	0	20	12	301	4.1
94-95	70	956	139	260	.535	132	177	.746	55	167	222	36	132	1	11	14	410	5.9
95-96	71	1045	127	268	.474	88	115	.765	85	138	223	23	137	0	23	13	342	4.8
96-97	81	1758	191	398	.480	124	172	.721	135	266	401	64	205	0	16	24	506	6.2
TOTALS	**332**	**5208**	**659**	**1333**	**.494**	**448**	**622**	**.720**	**370**	**771**	**1141**	**173**	**622**	**1**	**88**	**71**	**1766**	**5.3**

Three-point field goals: '92-93, 0-1 (.000); '93-94, 0-0; '94-95, 0-1 (.000); '95-96, 0-0; '96-97, 0-2, (.000). Totals: 0-4 (.000).

PLAYOFFS	GP	MIN	FGM	FGA	PCT	FTM	FTA	PCT	OFF	DEF	REB	AST	PF	DQ	STL	BLK	PTS	AVG
1994	8	49	2	9	.222	5	6	.833	5	8	13	2	6	0	0	0	9	1.1
1995	3	44	9	14	.643	2	6	.333	3	4	7	1	12	0	0	2	20	6.
TOTALS	**11**	**93**	**11**	**23**	**.478**	**7**	**12**	**.583**	**8**	**12**	**20**	**3**	**18**	**0**	**0**	**2**	**29**	**2.6**

Three-point field goals: 0-0.

BILL HANZLIK

Height: 6-7 Weight: 200 Notre Dame '80 Born Dec. 6, 1957
Acquired: By trade from Seattle on Jul. 20, 1982 Departed: Contract expired at end of '90-91 season

YEAR	GP	MIN	FGM	FGA	PCT	FTM	FTA	PCT	OFF	DEF	REB	AST	PF	DQ	STL	BLK	PTS	AVG
82-83	82	1547	187	437	.428	125	160	.781	80	156	236	268	220	0	75	15	500	6.1
83-84	80	1469	132	306	.431	167	207	.807	66	139	205	252	255	6	68	19	434	5.4
84-85	80	1673	220	522	.421	180	238	.756	88	119	207	210	291	5	84	26	621	7.8
85-86	79	1982	331	741	.447	318	405	.785	88	176	264	316	277	2	107	16	988	12.5
86-87	73	1990	307	746	.412	316	402	.786	79	177	256	280	245	3	87	28	952	13.0
87-88	77	1334	109	287	.380	129	163	.791	39	132	171	166	185	1	64	17	350	4.5
88-89	41	701	66	151	.437	68	87	.782	18	75	93	86	82	1	25	5	201	4.9
89-90	81	1605	179	396	.452	136	183	.743	67	140	207	186	249	7	78	29	500	6.2
90-91	--------DNP - INJURY--------																	
TOTALS	**593**	**12301**	**1531**	**3586**	**.426**	**1439**	**1845**	**.779**	**525**	**1114**	**1639**	**1764**	**1804**	**25**	**588**	**155**	**4546**	**7.6**

Three-point field goals: '82-83, 1-7 (.143); '83-84, 3-12 (.250); '84-85, 1-15 (.067); '85-86, 8-41 (.195); '86-87, 22-80 (.275); '87-88, 3-16 (.188); '88-89, 1-5; (.200) '89-90, 6-31 (.194). Totals: 45-207 (.217).

PLAYOFFS	GP	MIN	FGM	FGA	PCT	FTM	FTA	PCT	OFF	DEF	REB	AST	PF	DQ	STL	BLK	PTS	AVG
1983	8	157	20	50	.400	14	17	.824	3	22	25	21	26	0	6	5	54	6.8
1984	5	82	11	19	.579	6	6	1.000	3	5	8	21	16	0	3	0	28	5.6
1985	15	310	45	92	.489	30	41	.732	24	22	46	33	57	2	14	6	120	8.0
1986	6	102	15	28	.536	13	16	.813	2	4	6	19	12	0	1	1	44	7.3
1987	3	76	8	25	.320	9	15	.600	0	6	6	7	6	0	4	0	25	8.3
1988	11	212	20	56	.357	18	26	.692	11	18	29	26	40	1	5	9	58	5.3
1989	3	106	14	33	.424	7	12	.583	6	14	20	9	13	0	5	2	38	12.7
1990	3	79	5	17	.294	10	10	1.000	5	5	10	11	13	1	5	2	21	7.0
TOTALS	**54**	**1124**	**138**	**320**	**.431**	**107**	**143**	**.748**	**54**	**96**	**150**	**147**	**183**	**4**	**43**	**24**	**388**	**7.2**

Three-point field goals: 1983, 0-2 (.000); 1984, 0-2 (.000); 1985, 0-1 (.000); 1986, 1-1 (1.000); 1987, 0-2 (.000); 1988, 0-8 (.000); 1989, 3-6 (.500). Totals: 5-25 (.200).

TIM HARDAWAY

Height: 6-0 Weight: 195 Texas El-Paso '89 Born Sept. 1, 1966
Acquired: By trade from Dallas on Feb. 21, 2002 Departed: Waived on Jun. 25, 2002

YEAR	GP	MIN	FGM	FGA	PCT	FTM	FTA	PCT	OFF	DEF	REB	AST	PF	DQ	STL	BLK	PTS	AVG
01-02	14	325	47	126	.373	12	19	.632	1	26	27	77	25	0	17	2	134	9.6

Three-point field goals: 28-75 (.373).

ADAM HARRINGTON

Height: 6-5 Weight: 200 Auburn '03 Born Jul. 5, 1980
Acquired: Signed a 10-day contract on Mar. 23, 2003 Departed: Contract expired at end of '02-03 season

YEAR	GP	MIN	FGM	FGA	PCT	FTM	FTA	PCT	OFF	DEF	REB	AST	PF	DQ	STL	BLK	PTS	AVG
02-03	6	74	7	20	.350	1	2	.500	1	5	6	10	6	0	1	0	19	3.2

Three-point field goals: 4-11 (.364).

AL HARRINGTON

Height: 6-9 Weight: 245 St. Patrick HS '98 Born Feb. 17, 1980
Acquired: Signed as a free agent on Jul. 15, 2010 Departed: By trade to Orlando on Aug. 10, 2012

YEAR	GP	MIN	FGM	FGA	PCT	FTM	FTA	PCT	OFF	DEF	REB	AST	PF	DQ	STL	BLK	PTS	AVG
10-11	73	1665	281	675	.416	86	117	.735	76	256	332	101	202	4	39	10	765	10.5
11-12	64	1761	345	773	.446	119	176	.676	72	318	390	88	181	0	58	12	910	14.2
TOTALS	**137**	**3426**	**626**	**1448**	**.432**	**205**	**293**	**.700**	**148**	**571**	**719**	**190**	**383**	**4**	**97**	**22**	**1675**	**12.2**

Three-point field goals: '10-11, 117-328 (.357); '11-12, 101-303 (.333). Totals: 218-631 (.345).

PLAYOFFS	GP	MIN	FGM	FGA	PCT	FTM	FTA	PCT	OFF	DEF	REB	AST	PF	DQ	STL	BLK	PTS	AVG
2011	5	70	10	22	.455	3	4	.750	1	7	8	5	7	0	3	0	28	5.6
2012	7	163	24	75	.320	10	15	.667	7	30	37	6	13	0	3	1	68	9.7
TOTALS	**12**	**233**	**34**	**97**	**.351**	**13**	**19**	**.684**	**8**	**37**	**45**	**11**	**20**	**0**	**6**	**1**	**96**	**8.0**

Three-point field goals: 2011, 5-10 (.500); 2012, 10-35 (.286). Totals: 15-45 (.333).

LORINZA "JUNIOR" HARRINGTON

Height: 6-4 Weight: 190 Wingate '02 Born Oct. 2, 1980
Acquired: Signed as a free agent on Jul. 18, 2002 Departed: Waived on Oct. 27, 2003

YEAR	GP	MIN	FGM	FGA	PCT	FTM	FTA	PCT	OFF	DEF	REB	AST	PF	DQ	STL	BLK	PTS	AVG
02-03	82	2003	169	467	.362	73	112	.652	44	206	250	277	250	6	80	15	418	5.1

Three-point field goals: 7-28 (.250).

JASON HART

Height: 6-3 Weight: 180 Syracuse '00 Born Apr. 29, 1978
Acquired: Signed as a free agent on Mar. 3, 2009 Departed: Contract expired at end of '08-09 season

YEAR	GP	MIN	FGM	FGA	PCT	FTM	FTA	PCT	OFF	DEF	REB	AST	PF	DQ	STL	BLK	PTS	AVG
08-09	11	36	5	10	.500	3	4	.750	1	3	4	5	4	0	0	0	13	1.2

Three-point field goals: 0-2 (.000).

JASON HART (CONT.)

PLAYOFFS	GP	MIN	FGM	FGA	PCT	FTM	FTA	PCT	OFF	DEF	REB	AST	PF	DQ	STL	BLK	PTS	AVG
2009	9	19	1	2	.500	0	0	---	0	3	3	5	5	0	2	1	2	0.2

Three-point field goals: 0-0.

DONNELL HARVEY

Height: 6-8 Weight: 220 Florida '03 Born Aug. 26, 1980
Acquired: By trade from Dallas on Feb. 21, 2002 Departed: Contract expired at end of '02-03 season

YEAR	GP	MIN	FGM	FGA	PCT	FTM	FTA	PCT	OFF	DEF	REB	AST	PF	DQ	STL	BLK	PTS	AVG
01-02	29	679	94	191	.492	44	68	.647	68	113	181	32	88	1	17	19	232	8.0
02-03	77	1613	246	551	.446	118	176	.670	125	284	409	100	203	2	48	27	611	7.9
TOTALS	**106**	**2292**	**340**	**742**	**.458**	**162**	**244**	**.664**	**193**	**397**	**590**	**132**	**291**	**3**	**65**	**46**	**843**	**7.8**

Three-point field goals: '02-03, 1-7 (.143).

SCOTT HASTINGS

Height: 6-11 Weight: 245 Arkansas '82 Born Jun. 3, 1960
Acquired: By trade from Detroit on Aug. 13, 1991 Departed: Contract expired at end of '92-93 season

YEAR	GP	MIN	FGM	FGA	PCT	FTM	FTA	PCT	OFF	DEF	REB	AST	PF	DQ	STL	BLK	PTS	AVG
91-92	40	421	17	50	.340	24	28	.857	30	68	98	26	56	0	10	15	58	1.5
92-93	76	670	57	112	.508	40	55	.727	44	93	137	34	115	1	12	8	156	2.1
TOTALS	**116**	**1091**	**74**	**162**	**.458**	**64**	**83**	**.771**	**74**	**161**	**235**	**60**	**171**	**1**	**22**	**23**	**214**	**1.8**

Three-point field goals: '91-92, 0-9 (.000); '92-93, 2-8 (.250). Totals: 2-17 (.117).

SPENCER HAYWOOD

Height: 6-9 Weight: 225 Detroit '67 Born Apr. 22, 1949
Acquired: Drafted in the first round in 1970 Departed: Signed with Seattle of the NBA

YEAR	GP	MIN	FGM	FGA	PCT	FTM	FTA	PCT	OFF	DEF	REB	AST	PF	DQ	STL	BLK	PTS	AVG
69-70	84	3808	986	1987	.496	547	705	.776	533	1104	1637	190	221	1	-	-	2519	30.0

Three-point field goals: 0-11 (.000).

PLAYOFFS	GP	MIN	FGM	FGA	PCT	FTM	FTA	PCT	OFF	DEF	REB	AST	PF	DQ	STL	BLK	PTS	AVG
1970	12	568	185	362	.511	69	83	.831	79	158	237	39	31	0	-	-	440	36.7

Three-point field goals: 1-5 (.200).

CHRIS HERREN

Height: 6-2 Weight: 197 Fresno State '99 Born Sept. 27, 1975
Acquired: Drafted, No. 33 overall, in 1999 Departed: Traded to Boston on Oct. 16, 2000

YEAR	GP	MIN	FGM	FGA	PCT	FTM	FTA	PCT	OFF	DEF	REB	AST	PF	DQ	STL	BLK	PTS	AVG
99-00	45	597	45	124	.363	27	40	.675	12	40	52	111	74	0	15	2	141	3.1

Three-point field goals: 24-67 (..358).

CARL HERRERA

Height: 6-9 Weight: 225 Houston '91 Born Dec. 14, 1966
Acquired: Signed as a free agent on Mar. 3, 1999 Departed: Contract expired at end of '98-99 season

YEAR	GP	MIN	FGM	FGA	PCT	FTM	FTA	PCT	OFF	DEF	REB	AST	PF	DQ	STL	BLK	PTS	AVG
98-99	24	265	27	63	.429	5	9	.556	20	34	54	1	37	0	12	7	59	2.5

Three-point field goals: 0-1 (.000).

DAN HESTER

Height: 6-8 Louisiana State '70 Weight: 220 Born Nov. 8, 1948
Acquired: Drafted in the fifth round in 1970

YEAR	GP	MIN	FGM	FGA	PCT	FTM	FTA	PCT	OFF	DEF	REB	AST	PF	DQ	STL	BLK	PTS	AVG
70-71	35	462	79	207	.382	42	51	.824	75	123	198	30	66	1	-	-	205	5.9

Three-point field goals: 5-11 (.455).

PHIL HICKS

Height: 6-7 Weight: 205 Tulane '76 Born Jan. 31, 1953
Acquired: Signed as a free agent on Nov. 13, 1978 Departed: Waived on Jan. 12, 1979

YEAR	GP	MIN	FGM	FGA	PCT	FTM	FTA	PCT	OFF	DEF	REB	AST	PF	DQ	STL	BLK	PTS	AVG
78-79	20	128	18	43	.419	3	5	.600	13	15	28	8	20	0	5	0	39	2.0

MIKE HIGGINS

Height: 6-9 Weight: 220 Northern Colorado '89 Born Feb. 17, 1967
Acquired: Signed to the first of consecutive 10-day contracts on Dec. 29, 1989 Departed: Released on Jan. 19, 1990

YEAR	GP	MIN	FGM	FGA	PCT	FTM	FTA	PCT	OFF	DEF	REB	AST	PF	DQ	STL	BLK	PTS	AVG
89-90	5	32	3	8	.375	7	8	.875	1	2	3	2	1	0	1	0	13	2.6

Three-point field goals: 0-0.

KENNY HIGGS

Height: 6-0 Weight: 185 Louisiana State '77 Born Jan. 31, 1955
Acquired: Signed as a free agent on Dec. 8, 1980 Departed: Contract expired at the end of the '81-82 season

YEAR	GP	MIN	FGM	FGA	PCT	FTM	FTA	PCT	OFF	DEF	REB	AST	PF	DQ	STL	BLK	PTS	AVG
80-81	72	1689	209	474	.441	140	172	.814	24	121	145	408	243	5	101	6	562	7.8
81-82	76	1696	202	468	.432	161	197	.817	23	121	144	395	263	8	72	6	569	7.5
TOTALS	**148**	**3385**	**411**	**942**	**.436**	**301**	**369**	**.816**	**47**	**242**	**289**	**803**	**506**	**13**	**173**	**12**	**1131**	**7.6**

Three-point field goals: '80-81, 4-34 (.118); '81-82, 4-21 (.190). Totals: 8-55 (.145).

PLAYOFFS	GP	MIN	FGM	FGA	PCT	FTM	FTA	PCT	OFF	DEF	REB	AST	PF	DQ	STL	BLK	PTS	AVG
1982	3	54	8	21	.381	7	12	.583	1	2	3	6	12	0	3	0	23	7.7

Three-point field goals: 0-2 (.000).

WAYNE HIGHTOWER

Height: 6-9 Weight: 205 Kansas '62 Born Jan. 14, 1940
Departed: Sold to Los Angeles on Sept. 9, 1969

YEAR	GP	MIN	FGM	FGA	PCT	FTM	FTA	PCT	OFF	DEF	REB	AST	PF	DQ	STL	BLK	PTS	AVG
67-68	74	2459	431	1126	.383	420	543	.773	-	-	536	143	237	5	-	-	1282	17.3
68-69	67	2318	311	762	.408	311	426	.730	155	486	641	203	241	5	-	-	933	13.9
TOTALS	**141**	**4777**	**742**	**1888**	**.393**	**731**	**969**	**.754**	**-**	**-**	**1177**	**346**	**478**	**10**	**-**	**-**	**2215**	**15.7**

Three-point field goals: '67-68, 0-6 (.000); '68-69, 0-2 (.000). Totals: 0-8 (.000).

PLAYOFFS	GP	MIN	FGM	FGA	PCT	FTM	FTA	PCT	OFF	DEF	REB	AST	PF	DQ	STL	BLK	PTS	AVG
1968	5	209	35	100	.350	43	54	.796	-	-	44	11	25	2	-	-	113	22.6
1969	7	191	33	64	.515	25	33	.758	9	38	47	12	22	1	-	-	84	12.0
TOTALS	**12**	**396**	**60**	**163**	**.368**	**77**	**99**	**.778**	**-**	**-**	**91**	**23**	**47**	**3**	**-**	**-**	**197**	**16.4**

Three-point field goals: 1968, 0-1 (.000).

DARNELL HILLMAN

Height: 6-9 Weight: 215 San Jose State '71 Born Aug. 29, 1949
Acquired: By trade from N.Y. Nets on Jan. 30, 1978 Departed: Traded to Kansas City on Jun. 26, 1978

YEAR	GP	MIN	FGM	FGA	PCT	FTM	FTA	PCT	OFF	DEF	REB	AST	PF	DQ	STL	BLK	PTS	AVG
77-78	33	746	104	209	.498	49	81	.605	73	166	239	53	130	4	14	37	257	7.8

PLAYOFFS	GP	MIN	FGM	FGA	PCT	FTM	FTA	PCT	OFF	DEF	REB	AST	PF	DQ	STL	BLK	PTS	AVG
1978	13	260	31	97	.392	11	15	.733	25	55	80	18	49	1	6	7	73	5.6

JULIUS HODGE

Height: 6-7 Weight: 210 North Carolina State '05 Born Nov. 18, 1983
Acquired: Drafted, No. 20 overall, in 2005 Departed: Traded to Milwaukee on Jan. 11, 2007

YEAR	GP	MIN	FGM	FGA	PCT	FTM	FTA	PCT	OFF	DEF	REB	AST	PF	DQ	STL	BLK	PTS	AVG
05-06	14	33	5	13	.385	3	8	.375	5	2	7	6	7	0	2	0	13	0.9
06-07	4	37	2	5	.400	2	2	1.000	1	2	3	10	3	0	3	0	6	1.5
TOTALS	**18**	**70**	**7**	**18**	**.389**	**5**	**10**	**.500**	**6**	**4**	**10**	**16**	**10**	**0**	**5**	**0**	**19**	**1.1**

Three-point field goals: '05-06, 0-0; '06-07, 0-0. Totals: 0-0.

TOM HOOVER

Height: 6-10 Weight: 250 Villanova '63 Born Jan. 23, 1941
Departed: Sold to Houston in May, 1968

YEAR	GP	MIN	FGM	FGA	PCT	FTM	FTA	PCT	OFF	DEF	REB	AST	PF	DQ	STL	BLK	PTS	AVG
67-68	70	1588	161	357	.451	128	206	.621	-	-	491	64	268	8	-	-	454	6.5

Three-point field goals: 4-10 (.400).

PLAYOFFS	GP	MIN	FGM	FGA	PCT	FTM	FTA	PCT	OFF	DEF	REB	AST	PF	DQ	STL	BLK	PTS	AVG
1968	2	16	4	7	.571	5	7	.714	-	-	4	1	6	0	-	-	13	6.5

Three-point field goals: 0-0.

CEDRICK HORDGES

Height: 6-8 Weight: 220 South Carolina '80 Born Jan. 8, 1957
Acquired: By trade from Chicago on Jun. 9, 1980 Departed: Contract expired at end of the '81-82 season

YEAR	GP	MIN	FGM	FGA	PCT	FTM	FTA	PCT	OFF	DEF	REB	AST	PF	DQ	STL	BLK	PTS	AVG
80-81	68	1599	221	480	.460	130	186	.699	120	338	458	104	226	4	33	19	572	8.4
81-82	77	1372	204	414	.493	116	199	.583	119	276	395	65	230	1	26	19	527	6.8
TOTALS	**145**	**2971**	**425**	**894**	**.475**	**246**	**385**	**.639**	**239**	**614**	**853**	**169**	**456**	**5**	**59**	**38**	**1099**	**8.1**

Three-point field goals: '80-81, 0-3 (.000); '81-82, 3-13 (.231). Totals: 3-16 (.188).

PLAYOFFS	GP	MIN	FGM	FGA	PCT	FTM	FTA	PCT	OFF	DEF	REB	AST	PF	DQ	STL	BLK	PTS	AVG
1982	3	45	8	19	.421	3	4	.750	2	11	13	2	4	0	1	0	19	6.3

Three-point field goals: 0-1 (.000).

RON HORN

Height: 6-7 Weight: 225 Indiana '59 Born May 24, 1938

YEAR	GP	MIN	FGM	FGA	PCT	FTM	FTA	PCT	OFF	DEF	REB	AST	PF	DQ	STL	BLK	PTS	AVG
67-68	1	6	0	2	.000	2	2	1.000	-	-	1	0	0	0	-	-	2	2.0

Three-point field goals: 0-0.

JUWAN HOWARD

Height: 6-9 Weight: 260 Michigan '95 Born Feb. 7, 1973
Acquired: By trade from Dallas on Feb. 21, 2002 Departed: Contract expired at end of the '02-03 season
Acquired: Signed as a free agent on Oct. 3, 2008 Departed: Waived on Nov. 3, 2008

YEAR	GP	MIN	FGM	FGA	PCT	FTM	FTA	PCT	OFF	DEF	REB	AST	PF	DQ	STL	BLK	PTS	AVG
01-02	28	976	192	420	.457	117	152	.770	85	137	222	76	95	3	18	17	501	17.9
02-03	77	2730	567	1261	.450	282	351	.803	181	404	585	234	239	2	77	27	1418	18.4
08-09	3	22	1	2	.500	0	0	---	1	3	4	2	4	0	1	1	2	0.7
TOTALS	**108**	**3728**	**760**	**1683**	**.452**	**399**	**503**	**.793**	**267**	**544**	**811**	**312**	**338**	**5**	**96**	**45**	**1921**	**17.8**

Three-point field goals: '01-02, 0-1 (.000); '02-03, 2-4 (.500); '08-09, 0-0. Totals: 2-5 (.400).

EDDIE HUGHES

Height: 5-10 Weight: 165 Colorado State '82 Born May 26, 1960
Acquired: Signed the first of consecutive 10-day contracts on Jan. 2, 1989 Departed: Contract expired at end of '89-90 season

YEAR	GP	MIN	FGM	FGA	PCT	FTM	FTA	PCT	OFF	DEF	REB	AST	PF	DQ	STL	BLK	PTS	AVG
88-89	26	224	28	64	.438	7	12	.583	6	13	19	35	30	0	17	2	70	2.7
89-90	60	892	83	202	.411	23	34	.676	15	55	70	116	87	0	48	1	209	3.5
TOTALS	**86**	**1116**	**111**	**266**	**.417**	**30**	**46**	**.652**	**21**	**68**	**89**	**151**	**117**	**0**	**65**	**3**	**279**	**3.2**

Three-point field goals: 88-89, 7-22 (.318); 89-90, 20-49 (.408). Totals: 27-71 (.333).

KIM HUGHES

Height: 6-11 Weight: 220 Wisconsin '74 Born Jun. 4, 1952
Acquired: Signed as a free agent on Jul. 8, 1978 Departed: Traded to Cleveland on Oct. 30, 1980

YEAR	GP	MIN	FGM	FGA	PCT	FTM	FTA	PCT	OFF	DEF	REB	AST	PF	DQ	STL	BLK	PTS	AVG
78-79	81	1086	98	182	.538	18	45	.400	112	223	335	74	215	2	56	102	214	2.6
79-80	70	1208	102	202	.505	15	41	.366	125	201	326	74	184	3	66	77	219	3.1
80-81	8	159	11	25	.440	1	2	.500	19	31	50	11	33	2	11	14	23	2.9
TOTALS	**159**	**2453**	**211**	**409**	**.516**	**34**	**88**	**.386**	**256**	**455**	**711**	**159**	**432**	**7**	**133**	**193**	**456**	**2.9**

Three-point field goals: 0-0.

PLAYOFFS	GP	MIN	FGM	FGA	PCT	FTM	FTA	PCT	OFF	DEF	REB	AST	PF	DQ	STL	BLK	PTS	AVG
1979	3	35	1	2	.500	1	2	.500	3	8	11	0	8	0	3	0	3	1.0

STEVEN HUNTER

Height: 7-0 Weight: 240 DePaul Born Oct. 31, 1981
Acquired: By trade from Philadelphia on Sept. 10, 2007 Departed: Traded to Memphis on Aug. 7, 2009

YEAR	GP	MIN	FGM	FGA	PCT	FTM	FTA	PCT	OFF	DEF	REB	AST	PF	DQ	STL	BLK	PTS	AVG
07-08	19	120	15	28	.536	9	20	.450	10	19	29	0	20	0	0	6	39	2.1
08-09	--------DNP - KNEE INJURY--------																	
TOTALS	**19**	**120**	**15**	**28**	**.536**	**9**	**20**	**.450**	**10**	**19**	**29**	**0**	**20**	**0**	**0**	**6**	**39**	**2.1**

Three-point field goals: 0-0.

PLAYOFFS	GP	MIN	FGM	FGA	PCT	FTM	FTA	PCT	OFF	DEF	REB	AST	PF	DQ	STL	BLK	PTS	AVG
2008	2	5	0	1	.000	0	0	---	0	2	2	0	0	0	0	0	0	0.0

Three-point field goals: 0-0.

GEORGE IRVINE

Height: 6-6 Weight: 200 Washington '70 Born Feb. 1, 1948
Acquired: By trade from Virginia on Jul. 14, 1975

YEAR	GP	MIN	FGM	FGA	PCT	FTM	FTA	PCT	OFF	DEF	REB	AST	PF	DQ	STL	BLK	PTS	AVG
75-76	3	14	2	6	.333	0	0	---	1	0	1	0	1	0	0	0	4	1.3

Three-point field goals: 0-1 (.000).

DAN ISSEL

Height: 6-9 Weight: 240 Kentucky '70 Born Oct. 25, 1948
Acquired: By trade from Baltimore in 1975 Departed: Retired at the end of the '84-85 season

YEAR	GP	MIN	FGM	FGA	PCT	FTM	FTA	PCT	OFF	DEF	REB	AST	PF	DQ	STL	BLK	PTS	AVG
75-76	84	2858	752	1472	.511	425	521	.816	303	620	923	201	266	x	100	56	1930	23.0
76-77	79	2507	660	1282	.515	445	558	.797	211	485	696	177	246	7	91	29	1765	22.3
77-78	82	2851	659	1287	.512	428	547	.782	253	577	830	304	279	5	100	41	1746	21.3
78-79	81	2742	532	1030	.517	316	419	.754	240	498	738	255	233	6	61	46	1380	17.0
79-80	82	2938	715	1416	.505	517	667	.775	236	483	719	198	190	1	88	54	1951	23.8
80-81	80	2641	614	1220	.503	519	684	.759	229	447	676	158	249	6	83	53	1749	21.9
81-82	81	2472	651	1236	.527	546	655	.834	174	434	608	179	245	4	67	55	1852	22.9
82-83	80	2431	661	1296	.510	400	479	.835	151	445	596	223	227	0	83	43	1726	21.6
83-84	76	2076	569	1153	.493	364	428	.850	112	401	513	173	182	2	60	44	1506	19.8
84-85	77	1684	363	791	.459	257	319	.806	80	251	331	137	171	1	65	31	984	12.8
TOTALS	**802**	**25200**	**6176**	**12183**	**.507**	**4214**	**5277**	**.799**	**1989**	**4641**	**6630**	**2005**	**2304**	**32**	**798**	**455**	**16589**	**20.6**

Three-point field goals: '75-76, 1-4 (.250); '79-80, 4-12 (.333); '80-81, 2-12 (.167); '81-82, 4-6 (.667); '82-83, 4-19 (.211); '83-84, 4-19 (.211); '84-85, 1-7 (.143). Totals: 20-79 (.253).

PLAYOFFS	GP	MIN	FGM	FGA	PCT	FTM	FTA	PCT	OFF	DEF	REB	AST	PF	DQ	STL	BLK	PTS	AVG
1976	13	470	111	226	.491	44	56	.786	48	108	156	32	62	x	13	8	266	20.5
1977	6	222	49	96	.510	34	45	.756	18	40	58	17	20	0	5	4	132	22.0
1978	13	460	103	212	.486	56	65	.862	41	93	134	53	43	1	7	3	262	20.2
1979	3	109	24	45	.533	25	31	.806	7	21	28	10	15	0	0	0	73	24.3
1982	3	103	32	60	.533	12	12	1.000	8	13	21	5	10	0	3	1	76	25.3
1983	8	227	69	136	.507	25	29	.862	13	45	58	25	18	0	9	5	163	20.4
1984	5	153	52	102	.510	32	39	.821	10	30	40	8	15	0	6	6	137	27.4
1985	15	325	73	159	.459	39	48	.813	14	40	54	27	36	0	12	5	186	12.4
TOTALS	**66**	**2069**	**513**	**1037**	**.495**	**267**	**325**	**.822**	**159**	**390**	**549**	**177**	**219**	**1**	**55**	**33**	**1295**	**19.6**

Three-point field goals: 1976, 0-1 (.000); 1983, 0-1 (.000); 1984, 1-2 (.500); 1985, 1-1 (1.000). Totals: 2-5 (.400).

ALLEN IVERSON

Height: 6-0 Weight: 165 Georgetown '96 Born Jun. 7, 1975
Acquired: By trade from Philadelphia on Dec.19, 2006 Departed: By trade to Detroit on Nov. 3, 2008

YEAR	GP	MIN	FGM	FGA	PCT	FTM	FTA	PCT	OFF	DEF	REB	AST	PF	DQ	STL	BLK	PTS	AVG
06-07	50	2121	430	947	.454	331	436	.759	16	136	152	359	74	0	90	12	1241	24.8
07-08	82	3424	712	1556	.458	645	797	.809	47	196	243	586	109	0	160	12	2164	26.4
08-09	3	123	18	40	.450	18	25	.720	3	5	8	20	3	0	3	1	56	18.7
TOTALS	**135**	**5668**	**1160**	**2543**	**.456**	**994**	**1258**	**.790**	**66**	**337**	**403**	**965**	**186**	**0**	**253**	**25**	**3461**	**25.6**

Three-point field goals: '06-07, 50-144 (.347); '07-08, 95-275, (.345); '08-09, 2-8 (.250). Totals: 147-427 (.344).

PLAYOFFS	GP	MIN	FGM	FGA	PCT	FTM	FTA	PCT	OFF	DEF	REB	AST	PF	DQ	STL	BLK	PTS	AVG
2007	5	223	42	114	.368	25	31	.806	0	3	3	29	11	0	7	0	114	22.8
2008	4	158	36	83	.434	23	33	.697	4	8	12	18	3	0	4	1	98	24.5
TOTALS	**9**	**381**	**78**	**197**	**.396**	**48**	**64**	**.750**	**4**	**11**	**15**	**47**	**14**	**0**	**11**	**1**	**212**	**23.6**

Three-point field goals: 2007, 5-17 (.294); 2008, 3-14 (.214). Totals: 8-31 (.258).

WARREN JABALI (FORMERLY WARREN ARMSTRONG)

Height: 6-2 Weight: 200 Wichita State '68 Born Aug. 29, 1946
Acquired: Selected in dispersal draft in 1972 Departed: Left as free agent in 1974

YEAR	GP	MIN	FGM	FGA	PCT	FTM	FTA	PCT	OFF	DEF	REB	AST	PF	DQ	STL	BLK	PTS	AVG
72-73	82	2738	441	974	.453	480	596	.805	129	295	424	539	280	8	175	31	1398	17.0
73-74	49	1711	257	657	.391	220	274	.803	82	164	246	358	167	x	97	10	779	15.9
TOTALS	**131**	**4449**	**698**	**1631**	**.428**	**700**	**870**	**.805**	**211**	**459**	**670**	**897**	**447**	**8**	**272**	**41**	**2177**	**16.6**

Three-point field goals: '72-73, 36-140 (.257); '73-74, 45-123 (.366). Totals: 81-263 (.308).

PLAYOFFS	GP	MIN	FGM	FGA	PCT	FTM	FTA	PCT	OFF	DEF	REB	AST	PF	DQ	STL	BLK	PTS	AVG
1973	5	126	9	27	.333	12	16	.750	2	5	7	14	11	0	5	11	30	6.0

Three-point field goals: 0-0.

BOBBY JACKSON

Height: 6-1 Weight: 185 Minnesota '97 Born March 13, 1973
Acquired: By trade from Seattle on June 25, 1997 Departed: Traded to Minnesota on Jan. 21, 1999

YEAR	GP	MIN	FGM	FGA	PCT	FTM	FTA	PCT	OFF	DEF	REB	AST	PF	DQ	STL	BLK	PTS	AVG
97-98	68	2042	310	791	.392	149	183	.814	78	224	302	317	160	0	105	11	790	11.6

Three-point field goals: 21-81 (.259).

MARK JACKSON

Height: 6-3 Weight: 185 St. John's '87 Born April 1, 1965
Acquired: By trade from Indiana on June 13, 1996 Departed: Traded to Indiana on Feb. 20, 1997

YEAR	GP	MIN	FGM	FGA	PCT	FTM	FTA	PCT	OFF	DEF	REB	AST	PF	DQ	STL	BLK	PTS	AVG
96-97	52	2001	192	452	.425	109	136	.801	71	200	271	641	104	0	51	9	541	10.4

Three-point field goals: 48-121 (.397).

AVERY JOHNSON

Height: 5-10 Weight: 175 Southern University '88 Born March 25, 1965
Acquired: By trade from Seattle on Oct. 24, 1990 Departed: Waived on Dec. 24, 1990
Re-Acquired: Signed as a free agent on July 19, 2001 Departed: Traded to Dallas on Feb. 21, 2002

YEAR	GP	MIN	FGM	FGA	PCT	FTM	FTA	PCT	OFF	DEF	REB	AST	PF	DQ	STL	BLK	PTS	AVG
90-91	21	217	29	68	.426	21	32	.656	9	12	21	77	22	0	14	2	79	3.8
01-02	51	1200	186	383	.486	109	146	.747	14	50	64	258	69	0	35	8	481	9.4
TOTALS	**72**	**1417**	**215**	**451**	**.477**	**130**	**178**	**.730**	**23**	**62**	**85**	**335**	**91**	**0**	**49**	**10**	**560**	**7.8**

Three-point field goals: '90-91, 0-4 (.000); '01-02, 0-5 (.000). Totals: 0-9 (.000).

DERMARR JOHNSON

Height: 6-9 Weight: 201 Cincinnati '03 Born May 5, 1980
Acquired: Signed as a free agent on Oct. 18, 2004 Departed: Contract expired at the end of '06-07 season

YEAR	GP	MIN	FGM	FGA	PCT	FTM	FTA	PCT	OFF	DEF	REB	AST	PF	DQ	STL	BLK	PTS	AVG
04-05	71	1232	185	371	.499	80	101	.792	43	108	151	75	140	0	43	18	503	7.1
05-06	58	924	132	306	.431	34	42	.810	19	77	96	55	86	0	25	26	354	6.1
06-07	39	419	50	154	.325	16	21	.762	10	47	57	17	39	0	16	12	135	3.5
TOTALS	**168**	**2575**	**367**	**831**	**.442**	**130**	**164**	**.793**	**72**	**232**	**304**	**147**	**265**	**0**	**84**	**56**	**992**	**5.9**

Three-point field goals: '04-05, 53-148 (.358); '05-06, 56-160, (.350); '06-07, 19-88 (.216). Totals: 128-396 (.323).

PLAYOFFS	GP	MIN	FGM	FGA	PCT	FTM	FTA	PCT	OFF	DEF	REB	AST	PF	DQ	STL	BLK	PTS	AVG
2005	4	78	11	20	.550	3	3	1.000	3	5	8	3	9	0	2	2	29	7.3
2006	3	34	3	13	.231	0	0	---	2	8	10	2	1	0	0	1	7	2.3
TOTALS	**7**	**112**	**14**	**33**	**.424**	**3**	**3**	**1.000**	**5**	**13**	**18**	**5**	**10**	**0**	**2**	**3**	**36**	**5.1**

Three-point field goals: 2005, 4-11 (.364); 2006, 1-10 (.100). Totals: 5-21 (.238).

ERVIN JOHNSON

Height: 6-11 Weight: 245 New Orleans '93 Born Dec. 21, 1967
Acquired: Signed as a free agent on Jul. 23, 1996 Departed: Traded to Milwaukee on Jun. 25, 1997

YEAR	GP	MIN	FGM	FGA	PCT	FTM	FTA	PCT	OFF	DEF	REB	AST	PF	DQ	STL	BLK	PTS	AVG
96-97	82	2599	243	467	.520	96	156	.615	231	682	913	71	288	5	65	227	582	7.1

Three-point field goals: 0-2 (.000).

GEORGE JOHNSON

Height: 6-7 Weight: 218 St. John's '78 Born Dec. 8, 1956
Acquired: By trade from Milwaukee on Oct. 19, 1979 Departed: Sold to Milwaukee on May 16, 1980

YEAR	GP	MIN	FGM	FGA	PCT	FTM	FTA	PCT	OFF	DEF	REB	AST	PF	DQ	STL	BLK	PTS	AVG
79-80	75	1938	309	649	.476	148	189	.783	190	394	584	157	260	4	84	67	768	10.2

Three-point field goals: 2-9 (.222).

BOBBY RAY JONES

Height: 6-7 Weight: 215 Washington '06 Born Jan. 9, 1984
Acquired: By trade from Philadelphia on Sept. 10, 2007 Departed: Waived on Jan. 7, 2008
Re-acquired: Signed for the remainder of the season on Apr. 11, 2008 Departed: By trade to New York on Jul. 28, 2008

YEAR	GP	MIN	FGM	FGA	PCT	FTM	FTA	PCT	OFF	DEF	REB	AST	PF	DQ	STL	BLK	PTS	AVG
07-08	25	222	26	64	.406	23	28	.821	11	27	38	11	46	0	5	1	84	3.4

Three-point field goals: 9-23 (.391).

ROBERT "BOBBY" CLYDE JONES

Height: 6-9 Weight: 212 North Carolina '74 Born Dec. 18, 1951
Acquired: Signed away from Carolina in 1974 Departed: Traded to Philadelphia on Aug. 16, 1978

YEAR	GP	MIN	FGM	FGA	PCT	FTM	FTA	PCT	OFF	DEF	REB	AST	PF	DQ	STL	BLK	PTS	AVG
74-75	84	2706	529	876	.604	187	269	.695	230	462	692	303	263	x	167	153	1245	14.8
75-76	83	2845	510	878	.581	215	308	.698	241	550	791	331	253	x	170	184	1235	14.9
76-77	82	2419	501	879	.570	236	329	.717	174	504	678	264	238	3	186	162	1238	15.1
77-78	75	2440	440	761	.578	208	277	.751	164	472	636	252	221	2	137	126	1088	14.5
TOTALS	**324**	**10410**	**1980**	**3394**	**.583**	**846**	**1183**	**.759**	**809**	**1988**	**2797**	**1150**	**975**	**5**	**660**	**625**	**4806**	**14.8**

Three-point field goals: 74-75, 0-1 (.000).

PLAYOFFS	GP	MIN	FGM	FGA	PCT	FTM	FTA	PCT	OFF	DEF	REB	AST	PF	DQ	STL	BLK	PTS	AVG
1975	13	428	69	129	.535	31	40	.775	35	76	111	38	49	x	12	12	169	13.0
1976	13	431	74	127	.583	30	41	.732	41	71	112	59	53	x	16	20	178	13.7
1977	6	187	31	64	.484	10	17	.588	11	24	35	21	25	1	17	14	72	12.0
1978	13	390	66	116	.569	34	46	.739	36	66	102	35	42	1	16	9	166	12.8
TOTALS	**45**	**1436**	**240**	**436**	**.550**	**105**	**144**	**.729**	**123**	**237**	**360**	**153**	**169**	**2**	**61**	**55**	**585**	**13.0**

Three-point field goals: 74-75, 0-1 (.000).

DAHNTAY JONES

Height: 6-6 Weight: 210 Duke '03 Born Dec. 27, 1980
Acquired: Signed as a free agent on Jul. 30, 2008 Departed: Contract expired at the end of the '08-09 season

YEAR	GP	MIN	FGM	FGA	PCT	FTM	FTA	PCT	OFF	DEF	REB	AST	PF	DQ	STL	BLK	PTS	AVG
08-09	79	1426	154	336	.458	110	151	.728	58	110	168	78	199	0	49	19	429	5.4

Three-point field goals: 11-17 (.647).

PLAYOFFS	GP	MIN	FGM	FGA	PCT	FTM	FTA	PCT	OFF	DEF	REB	AST	PF	DQ	STL	BLK	PTS	AVG
2009	16	280	38	79	.481	33	43	.767	16	22	38	10	41	0	13	5	112	7.0

Three-point field goals: 3-12 (.250).

LARRY JONES

Height: 6-3 Weight: 180 Toledo '64 Born Sept. 22, 1942
Departed: Traded to Miami in Jun. 1970

YEAR	GP	MIN	FGM	FGA	PCT	FTM	FTA	PCT	OFF	DEF	REB	AST	PF	DQ	STL	BLK	PTS	AVG
67-68	76	3085	602	1409	.427	530	683	.776	-	-	599	270	268	4	-	-	1742	22.9
68-69	75	3042	759	1631	.466	591	760	.778	165	328	493	258	273	3	-	-	2133	28.4
69-70	75	3027	625	1441	.434	579	732	.791	143	248	391	426	228	1	-	-	1870	24.9
TOTALS	**226**	**9154**	**1986**	**4481**	**.443**	**1700**	**2175**	**.782**	**-**	**-**	**1483**	**954**	**769**	**8**	**-**	**-**	**5745**	**25.4**

Three-point field goals: '67-68, 8-42 (.190); '68-69, 24-100 (.240); '69-70, 41-165 (.248). Totals: 73-307 (.238).

PLAYOFFS	GP	MIN	FGM	FGA	PCT	FTM	FTA	PCT	OFF	DEF	REB	AST	PF	DQ	STL	BLK	PTS	AVG
1968	1	41	12	20	.625	5	8	.625	-	-	4	4	5	0	-	-	29	29.0
1969	7	282	48	134	.358	55	76	.724	19	35	54	32	21	0	-	-	154	22.0
1970	12	535	113	207	.546	88	101	.871	23	41	64	76	41	0	-	-	319	26.6
TOTALS	**20**	**858**	**173**	**361**	**.479**	**148**	**185**	**.800**	**-**	**-**	**122**	**112**	**67**	**0**	**-**	**-**	**502**	**25.1**

Three-point field goals: 1969, 3-8 (.375); 1970, 5-20 (.250). Totals: 8-28 (.286).

RONALD "POPEYE" JONES

Height: 6-8 Weight: 250 Murray State '92 Born Jun. 17, 1970
Acquired: By trade from Boston on Aug. 3, 1999 Departed: Traded to Washington on Sept. 25, 2000

YEAR	GP	MIN	FGM	FGA	PCT	FTM	FTA	PCT	OFF	DEF	REB	AST	PF	DQ	STL	BLK	PTS	AVG
99-00	40	330	44	104	.423	14	19	.737	41	62	103	19	50	1	3	6	104	2.6

Three-point field goals: 2-3 (.667).

STEVE "SNAPPER" JONES

Height: 6-5 Weight: 205 Oregon '64 Born Oct. 17, 1942
Acquired: By trade from Carolina in Jan. 1974 Departed: Left as a free agent in 1974

YEAR	GP	MIN	FGM	FGA	PCT	FTM	FTA	PCT	OFF	DEF	REB	AST	PF	DQ	STL	BLK	PTS	AVG
73-74	42	1157	239	534	.448	84	109	.771	32	107	139	128	127	x	13	6	575	13.7

Three-point field goals: 13-36 (.361).

ADONIS JORDAN

Height: 5-11 Weight: 170 Kansas '93 Born Aug. 21, 1970
Acquired: Signed a 10-day contract on Jan. 11, 1993 Departed: Released on Jan. 21, 1992

YEAR	GP	MIN	FGM	FGA	PCT	FTM	FTA	PCT	OFF	DEF	REB	AST	PF	DQ	STL	BLK	PTS	AVG
93-94	6	79	6	23	.261	0	0	---	3	3	6	19	6	0	0	1	15	2.5

Three-point field goals: 3-10 (.300).

GARTH JOSEPH

Height: 7-2 Weight: 306 College of St. Rose '97 Born Aug. 8, 1973
Acquired: By trade from Toronto on Jan. 12, 2001 Departed: Waived on Jan. 29, 2001

YEAR	GP	MIN	FGM	FGA	PCT	FTM	FTA	PCT	OFF	DEF	REB	AST	PF	DQ	STL	BLK	PTS	AVG
00-01	2	8	0	3	.000	0	2	.000	0	0	0	0	0	0	0	1	0	0.0

Three-point field goals: 0-0.

RICH KELLEY

Height: 7-0 Weight: 240 Stanford '75 Born Mar. 23, 1953
Acquired: By trade from Phoenix on Jun. 21, 1982 Departed: Traded to Utah on Feb. 7, 1983

YEAR	GP	MIN	FGM	FGA	PCT	FTM	FTA	PCT	OFF	DEF	REB	AST	PF	DQ	STL	BLK	PTS	AVG
82-83	38	565	59	141	.418	55	70	.786	61	111	172	59	115	3	21	18	173	4.6

Three-point field goals: 0-0.

TIM KEMPTON

Height: 6-10 Weight: 245 Notre Dame '86 Born Jan. 25, 1964
Acquired: By trade from Charlotte on Sept. 11, 1989 Departed: Contract expired at end of '89-90 season

YEAR	GP	MIN	FGM	FGA	PCT	FTM	FTA	PCT	OFF	DEF	REB	AST	PF	DQ	STL	BLK	PTS	AVG
89-90	71	1061	153	312	.490	77	114	.675	51	167	218	118	144	2	30	9	383	5.4

Three-point field goals: 0-1 (.000).

PLAYOFFS	GP	MIN	FGM	FGA	PCT	FTM	FTA	PCT	OFF	DEF	REB	AST	PF	DQ	STL	BLK	PTS	AVG
1990	3	32	7	9	.778	4	4	1.000	1	4	5	4	8	0	0	0	18	6.0

Three-point field goals: 0-0.

JULIUS KEYE

Height: 6-10 Weight: 225 South Carolina State '69 Born Sept. 5, 1946
Acquired: Drafted in the third five rounds in 1968 Departed: Traded to Memphis in Aug., 1974

YEAR	GP	MIN	FGM	FGA	PCT	FTM	FTA	PCT	OFF	DEF	REB	AST	PF	DQ	STL	BLK	PTS	AVG
69-70	77	1641	245	618	.396	116	193	.601	188	342	530	47	209	2	-	-	606	7.9
70-71	83	3634	505	1182	.427	212	317	.669	370	1084	1454	140	317	5	-	-	1222	14.7
71-72	84	2557	192	476	.403	108	174	.621	315	667	982	153	346	13	-	-	492	5.9
72-73	83	3016	163	375	.435	130	233	.558	275	617	892	180	269	3	58	226	459	5.5
73-74	79	2595	147	329	.447	57	84	.679	225	464	689	135	240	x	40	149	361	4.5
TOTALS	**406**	**13443**	**1252**	**2980**	**.420**	**623**	**1001**	**.622**	**1373**	**3174**	**4547**	**655**	**1381**	**23**	**98**	**375**	**3131**	**7.7**

Three-point field goals: '60-70, 0-7 (.000); '70-71, 0-5 (.000); '71-72, 0-2 (.000); '72-73, 3-8 (.375); '73-74, 1-5 (.200). Totals: 4-27 (.148).

PLAYOFFS	GP	MIN	FGM	FGA	PCT	FTM	FTA	PCT	OFF	DEF	REB	AST	PF	DQ	STL	BLK	PTS	AVG
1970	7	138	10	42	.238	3	6	.500	10	21	31	6	16	0	-	-	23	3.1
1972	7	302	27	59	.458	3	8	.375	45	68	113	20	30	1	-	-	57	8.1
1973	5	203	20	34	.588	9	17	.529	28	40	68	16	16	0	2	17	49	9.8
TOTALS	**19**	**643**	**57**	**135**	**.422**	**15**	**31**	**.484**	**83**	**129**	**212**	**42**	**62**	**1**	**2**	**17**	**129**	**6.8**

Three-point field goals: 1970, 0-1 (.000); 1973, 0-1 (.000). Totals: 0-2 (.000).

JIMMY KING

Height: 6-5 Weight: 210 Michigan '95 Born Aug. 9, 1973
Acquired: Signed for the remainder of the season on Apr. 5, 1997 Departed: Contract expired at end of '96-97 season

YEAR	GP	MIN	FGM	FGA	PCT	FTM	FTA	PCT	OFF	DEF	REB	AST	PF	DQ	STL	BLK	PTS	AVG
96-97	2	22	2	6	.333	2	4	.500	2	0	2	2	2	0	3	0	6	3.0

Three-point field goals: 0-0.

LINAS KLEIZA

Height: 6-8 Weight: 245 Missouri Born Jan. 3, 1985
Acquired: By trade from Portland on Jun. 28, 2005 Departed: Signed with Olympiakos (Greece) as a restricted free agent in Aug. '09

YEAR	GP	MIN	FGM	FGA	PCT	FTM	FTA	PCT	OFF	DEF	REB	AST	PF	DQ	STL	BLK	PTS	AVG
05-06	61	519	77	173	.445	57	81	.704	38	78	116	15	87	0	10	13	213	3.5
06-07	79	1488	200	474	.422	115	135	.852	77	189	266	45	200	0	28	14	598	7.6
07-08	79	1889	311	659	.472	164	213	.770	92	241	333	95	181	0	44	19	880	11.1
08-09	82	1824	289	646	.447	148	204	.725	92	235	327	64	155	0	31	14	813	9.9
TOTALS	**301**	**5720**	**877**	**1952**	**.449**	**484**	**633**	**.765**	**299**	**743**	**1042**	**219**	**623**	**0**	**113**	**60**	**2504**	**8.3**

Three-point field goals: '05-06, 2-13 (.154); '06-07, 83-221 (.376); '07-08, 94-277 (.339); '08-09, 87-267 (.326). Totals: 266-778 (.342).

PLAYOFFS	GP	MIN	FGM	FGA	PCT	FTM	FTA	PCT	OFF	DEF	REB	AST	PF	DQ	STL	BLK	PTS	AVG
2006	3	14	3	8	.375	0	0	---	1	3	4	2	3	0	0	0	6	2.0
2007	5	66	3	13	.231	1	2	.500	0	8	8	2	6	0	0	0	8	1.6
2008	4	122	22	41	.537	9	13	.692	8	18	26	3	11	0	1	0	56	14.0
2009	14	210	31	66	.470	18	24	.750	8	37	45	7	17	0	5	1	97	6.9
TOTALS	**26**	**412**	**59**	**128**	**.461**	**28**	**39**	**.718**	**17**	**66**	**83**	**14**	**37**	**0**	**6**	**1**	**167**	**6.4**

Three-point field goals: 2006, 0-1 (.000); 2007, 1-6 (.167); 2008, 3-14 (.214); 2009, 17-40 (.425). Totals: 21-61 (.344).

JOE KOPICKI

Height: 6-9 Weight: 240 Detroit '82 Born Jun. 12, 1960
Acquired: Signed as a free agent on Oct. 31, 1984 Departed: Waived on Oct. 22, 1985

YEAR	GP	MIN	FGM	FGA	PCT	FTM	FTA	PCT	OFF	DEF	REB	AST	PF	DQ	STL	BLK	PTS	AVG
84-85	42	308	50	95	.526	43	54	.796	29	57	86	29	58	0	13	1	145	3.5

Three-point field goals: 2-3 (.667).

PLAYOFFS	GP	MIN	FGM	FGA	PCT	FTM	FTA	PCT	OFF	DEF	REB	AST	PF	DQ	STL	BLK	PTS	AVG
1985	7	32	6	16	.375	9	17	.529	2	11	13	3	5	0	1	1	21	3.0

Three-point field goals: 0-0 (.000).

ARVID KRAMER

Height: 6-9 Weight: 220 Augustana '79 Born Oct. 2, 1956
Acquired: Signed to consecutive 10-day contracts on Mar. 2, 1980 Departed: Contract expired at end of '79-80 season

YEAR	GP	MIN	FGM	FGA	PCT	FTM	FTA	PCT	OFF	DEF	REB	AST	PF	DQ	STL	BLK	PTS	AVG
79-80	8	45	7	22	.318	2	2	1.000	6	6	12	3	8	0	0	5	16	2.0

Three-point field goals: 0-0.

JOHN KUESTER

Height: 6-2 Weight: 180 North Carolina '77 Born Feb. 6, 1955
Acquired: Signed as a free agent on Oct. 15, 1978 Departed: Contract expired at end of '78-'79 season

YEAR	GP	MIN	FGM	FGA	PCT	FTM	FTA	PCT	OFF	DEF	REB	AST	PF	DQ	STL	BLK	PTS	AVG
78-79	33	212	16	52	.307	13	14	.929	5	8	13	37	29	0	18	1	45	1.4

RAEF LAFRENTZ

Height: 6-11 Weight: 240 Kansas '98 Born May 29, 1976
Acquired: Drafted, No. 3 overall, in 1998 Departed: Traded to Dallas on Feb. 21, 2002

YEAR	GP	MIN	FGM	FGA	PCT	FTM	FTA	PCT	OFF	DEF	REB	AST	PF	DQ	STL	BLK	PTS	AVG
98-99	12	387	59	129	.457	36	48	.750	33	58	91	8	38	2	9	17	166	13.8
99-00	81	2435	392	879	.446	162	236	.686	170	471	641	97	292	6	42	180	1006	12.4
00-01	78	2457	387	812	.477	183	262	.698	173	434	607	107	290	9	37	206	1008	12.9
01-02	51	1668	307	659	.466	70	105	.667	117	262	379	60	173	5	31	153	759	14.9
TOTALS	**222**	**6947**	**1145**	**2479**	**.462**	**451**	**651**	**.693**	**493**	**791**	**1718**	**272**	**793**	**22**	**119**	**556**	**2939**	**13.2**

Three-point field goals: '98-99, 12-31 (.387); '99-00, 60-183 (.328); '00-01, 51-139 (.367); '01-02, 75-173 (.434). Totals: 198-526 (.376).

TOM LAGARDE

Height: 6-10 Weight: 220 North Carolina '77 Born Feb. 10, 1955
Acquired: Drafted, No. 9 overall, in 1977 Departed: Traded to Seattle on June 9, 1978

YEAR	GP	MIN	FGM	FGA	PCT	FTM	FTA	PCT	OFF	DEF	REB	AST	PF	DQ	STL	BLK	PTS	AVG
77-78	77	868	96	237	.405	114	150	.760	75	139	214	47	146	1	17	17	306	4.0

PLAYOFFS	GP	MIN	FGM	FGA	PCT	FTM	FTA	PCT	OFF	DEF	REB	AST	PF	DQ	STL	BLK	PTS	AVG
1978	9	77	10	19	.526	5	7	.714	9	9	18	7	12	0	0	2	25	2.8

JEROME LANE

Height: 6-6 Weight: 230 Pittsburgh '88 Born Dec. 4, 1966
Acquired: Drafted, No. 23 overall, in 1988 Departed: Waived on Nov. 23, 1991

YEAR	GP	MIN	FGM	FGA	PCT	FTM	FTA	PCT	OFF	DEF	REB	AST	PF	DQ	STL	BLK	PTS	AVG
88-89	54	550	109	256	.426	43	112	.384	87	113	200	60	105	1	20	4	261	4.8
89-90	67	956	145	309	.469	44	120	.367	144	217	361	105	189	1	53	17	334	5.0
90-91	62	1383	202	461	.438	58	141	.411	280	298	578	123	192	1	51	14	463	7.5
91-92	9	141	10	40	.250	8	19	.421	22	22	44	13	18	0	2	1	28	3.1
TOTALS	**192**	**3030**	**466**	**1066**	**.437**	**153**	**392**	**.390**	**533**	**650**	**1183**	**301**	**504**	**3**	**126**	**36**	**1086**	**5.6**

Three-point field goals: '88-89, 0-7 (.000); '89-90, 0-5 (.000); '90-91, 1-4 (.250). Totals: 1-16 (.062).

PLAYOFFS	GP	MIN	FGM	FGA	PCT	FTM	FTA	PCT	OFF	DEF	REB	AST	PF	DQ	STL	BLK	PTS	AVG
1989	2	21	2	7	.286	2	2	1.000	1	5	6	2	4	0	0	0	6	3.0
1990	2	14	0	3	.000	1	2	.500	1	1	1	2	4	0	0	0	1	0.5
TOTALS	**4**	**35**	**2**	**10**	**.200**	**3**	**4**	**.750**	**1**	**6**	**7**	**4**	**8**	**0**	**0**	**0**	**7**	**1.8**

Three-point field goals: 1990, 0-1 (.000).

PRIEST LAUDERDALE

Height: 7-4 Weight: 325 Central State (Ohio) '94 Born Aug. 31, 1973
Acquired: By trade from Atlanta on Sept. 9, 1997 Departed: Contract expired at end of '97-98 season

YEAR	GP	MIN	FGM	FGA	PCT	FTM	FTA	PCT	OFF	DEF	REB	AST	PF	DQ	STL	BLK	PTS	AVG
97-98	39	345	53	127	.417	38	69	.551	27	73	100	21	63	0	7	17	144	3.7

Three-point field goals: 0-0.

TIM LEGLER

Height: 6-4 Weight: 210 La Salle '88 Born Dec. 26, 1966
Acquired: Signed first of consecutive 10-day contracts on Dec. 28, 1990 Departed: Released on Jan. 17, 1991

YEAR	GP	MIN	FGM	FGA	PCT	FTM	FTA	PCT	OFF	DEF	REB	AST	PF	DQ	STL	BLK	PTS	AVG
90-91	10	148	25	72	.347	5	6	.833	8	10	18	12	20	0	2	0	58	5.8

Three-point field goals: 3-12 (.250).

VOSHON LENARD

Height: 6-4 Weight: 215 Minnesota '95 Born May 14, 1973
Acquired: By trade from Miami on Jun. 27, 2000 Departed: Contract expired at end of '01-02 season
Acquired: Signed as a free agent on Sept. 12, 2003 Departed: Traded to Portland on Feb. 23, 2006

YEAR	GP	MIN	FGM	FGA	PCT	FTM	FTA	PCT	OFF	DEF	REB	AST	PF	DQ	STL	BLK	PTS	AVG
00-01	80	2331	336	846	.397	153	192	.797	47	184	231	190	170	1	65	18	972	12.2
01-02	71	1665	315	769	.410	94	120	.783	38	145	183	130	105	0	59	25	813	11.5
03-04	73	2233	394	933	.422	144	182	.791	46	154	200	151	177	1	61	12	1038	14.2
04-05	3	54	10	26	.385	5	8	.625	0	6	6	6	2	0	1	2	29	9.7
05-06	12	238	42	103	.408	5	13	.385	2	26	28	18	21	0	8	2	99	8.3
TOTALS	**239**	**6521**	**1097**	**2677**	**.404**	**401**	**515**	**.676**	**133**	**515**	**648**	**495**	**475**	**2**	**194**	**59**	**2951**	**11.2**

Three-point field goals: '00-01, 147-382 (.385); '01-02, 89-240 (.371); '03-04, 106-289 (.367); '04-05, 4-10 (.400); '05-06, 10-35 (.286). Totals: 356-956 (.372).

PLAYOFFS	GP	MIN	FGM	FGA	PCT	FTM	FTA	PCT	OFF	DEF	REB	AST	PF	DQ	STL	BLK	PTS	AVG
2004	5	161	32	75	.427	10	14	.714	4	9	13	12	13	0	4	0	85	17.0

Three-point field goals: 11-24 (.458).

LAFAYETTE "FAT" LEVER

Height: 6-3 Weight: 175 Arizona State '82 Born Aug. 18, 1960
Acquired: By trade from Portland on Jun. 7, 1984 Departed: Traded to Dallas on Jun. 21, 1990

YEAR	GP	MIN	FGM	FGA	PCT	FTM	FTA	PCT	OFF	DEF	REB	AST	PF	DQ	STL	BLK	PTS	AVG
84-85	82	2559	424	985	.430	197	256	.770	147	264	411	613	226	1	202	30	1051	12.8
85-86	78	2616	468	1061	.441	132	182	.725	136	284	420	584	204	3	178	15	1080	13.8
86-87	82	3054	643	1370	.469	244	312	.782	216	513	729	659	219	1	201	34	1552	18.9
87-88	82	3061	643	1360	.473	248	316	.785	203	462	665	639	214	0	223	21	1546	18.9
88-89	71	2745	558	1221	.457	270	344	.785	187	475	662	559	178	1	195	20	1409	19.8
89-90	79	2832	568	1284	.443	271	337	.804	230	504	734	517	172	1	168	13	1443	18.3
TOTALS	**474**	**16867**	**3304**	**7281**	**.454**	**1362**	**1747**	**.780**	**1119**	**2502**	**3621**	**3566**	**1213**	**7**	**1167**	**125**	**8081**	**17.0**

Three-point field goals: '84-85, 6-24 (.250); '85-86, 12-38 (.316); '86-87, 22-92 (.239); '87-88, 12-57 (.211); '88-89, 23-66 (.348); '89-90, 36-87 (.414). Totals: 111-372 (.298).

PLAYOFFS	GP	MIN	FGM	FGA	PCT	FTM	FTA	PCT	OFF	DEF	REB	AST	PF	DQ	STL	BLK	PTS	AVG
1985	11	342	49	122	.402	48	63	.762	23	48	71	93	33	0	26	2	146	13.3
1986	10	347	59	131	.450	17	24	.708	15	33	48	53	33	0	20	2	143	14.3
1987	3	99	19	50	.380	6	9	.667	5	13	18	22	7	0	7	0	46	15.3
1988	7	273	45	98	.459	26	33	.788	16	49	65	49	15	0	13	4	119	17.0
1989	2	58	9	24	.375	2	2	1.000	2	11	13	19	4	0	4	0	22	11.0
1990	3	113	19	51	.373	13	14	.929	11	21	32	21	7	0	8	1	521	7.3
TOTALS	**36**	**1232**	**200**	**476**	**.420**	**112**	**145**	**.772**	**72**	**175**	**247**	**257**	**99**	**0**	**78**	**9**	**528**	**14.7**

Three-point field goals: 1985, 0-2 (.000); 1986, 8-14 (.571); 1987, 2-8 (.250); 1988, 3-7 (.429); 1989, 2-3 (.667); 1990, 1-7 (.143). Totals: 16-41 (.390).

CLIFF LEVINGSTON

Height: 6-8 Weight: 225 Wichita State '82 Born Jan. 4, 1961
Acquired: Signed as a free agent on Oct. 6, 1994 Departed: Contract expired at end of '94-95 season

YEAR	GP	MIN	FGM	FGA	PCT	FTM	FTA	PCT	OFF	DEF	REB	AST	PF	DQ	STL	BLK	PTS	AVG
94-95	57	469	55	130	.423	19	45	.422	49	75	124	27	93	0	13	20	129	2.3

Three-point field goals: 0-1 (.000).

PLAYOFFS	GP	MIN	FGM	FGA	PCT	FTM	FTA	PCT	OFF	DEF	REB	AST	PF	DQ	STL	BLK	PTS	AVG
1995	3	35	3	6	.500	1	2	.500	6	3	9	1	4	0	3	2	7	2.3

Three-point field goals: 0-0.

MARCUS LIBERTY

Height: 6-8 Weight: 208 Illinois '91 Born Oct. 27, 1968
Acquired: Drafted, No. 42 overall, in 1990 Departed: Traded to Detroit on Nov. 19, 1993

YEAR	GP	MIN	FGM	FGA	PCT	FTM	FTA	PCT	OFF	DEF	REB	AST	PF	DQ	STL	BLK	PTS	AVG
90-91	76	1171	216	513	.421	58	92	.630	117	104	221	64	153	2	48	19	507	6.7
91-92	75	1527	275	621	.443	131	180	.728	144	164	308	58	165	3	66	29	698	9.3
92-93	78	1585	252	620	.406	102	156	.654	131	204	335	105	143	0	64	21	628	8.1
93-94	3	11	4	7	.571	1	2	.500	0	5	5	2	5	0	0	0	9	3.0
TOTALS	**232**	**4294**	**747**	**1761**	**.424**	**292**	**430**	**.679**	**292**	**477**	**869**	**229**	**466**	**5**	**178**	**69**	**1842**	**7.9**

Three-point field goals: '90-91, 17-57 (.298); '91-92, 17-50 (.340); '92-93, 22-59 (.373), '93-94, 0-1 (.000); Totals: 56-167 (.335).

TODD LICHTI

Height: 6-4 Weight: 205 Stanford '89 Born Jan. 8, 1967
Acquired: Drafted, No. 15 overall, in 1989 Departed: Traded to Orlando on Aug. 19, 1993

YEAR	GP	MIN	FGM	FGA	PCT	FTM	FTA	PCT	OFF	DEF	REB	AST	PF	DQ	STL	BLK	PTS	AVG
89-90	79	1326	250	514	.486	130	174	.747	49	102	151	116	145	1	55	13	630	8.0
90-91	29	860	166	378	.439	59	69	.855	49	63	112	72	65	1	46	8	405	14.0
91-92	68	1176	173	376	.460	99	118	.839	36	82	118	74	131	0	43	12	446	6.6
92-93	48	752	124	276	.449	81	102	.794	35	67	102	52	60	0	28	11	331	6.9
TOTALS	**224**	**4114**	**713**	**1544**	**.461**	**369**	**463**	**.796**	**169**	**314**	**401**	**314**	**301**	**2**	**172**	**44**	**1812**	**8.4**

Three-point field goals: '89-90, 0-14 (.000); '90-91, 14-47 (.298), '91-92, 1-9 (.111); '92-93 2-6 (.333). Totals: 17-76 (.223).

PLAYOFFS	GP	MIN	FGM	FGA	PCT	FTM	FTA	PCT	OFF	DEF	REB	AST	PF	DQ	STL	BLK	PTS	AVG
1990	3	70	15	29	.517	14	19	.737	5	13	18	9	6	0	1	0	44	14.7

Three-point field goals: 0-1 (.000).

WILLIE LONG

Height: 6-8 Weight: 225 New Mexico '71 Born Mar. 1, 1950

YEAR	GP	MIN	FGM	FGA	PCT	FTM	FTA	PCT	OFF	DEF	REB	AST	PF	DQ	STL	BLK	PTS	AVG
72-73	56	1050	183	458	.400	138	177	.780	99	191	290	43	147	3	24	4	504	9.0
73-74	82	2058	383	925	.414	270	325	.831	197	269	466	100	244	x	54	13	1036	12.6
TOTALS	**138**	**3108**	**566**	**1383**	**.409**	**408**	**502**	**.813**	**296**	**460**	**756**	**143**	**391**	**3**	**78**	**17**	**1540**	**11.2**

Three-point field goals: '72-73, 0-2 (.000); '73-74, 0-2 (.000). Totals: 0-4 (.000).

PLAYOFFS	GP	MIN	FGM	FGA	PCT	FTM	FTA	PCT	OFF	DEF	REB	AST	PF	DQ	STL	BLK	PTS	AVG
1973	4	53	5	20	.250	5	6	.833	4	5	9	1	13	1	1	0	15	3.8

Three-point field goals: 0-0.

R.B. LYNAM

Height: 6-1 Weight: 200 Oklahoma Baptist '66 Born in 1944

YEAR	GP	MIN	FGM	FGA	PCT	FTM	FTA	PCT	OFF	DEF	REB	AST	PF	DQ	STL	BLK	PTS	AVG
67-68	7	39	5	17	.294	7	8	.875	-	-	5	0	10	0	-	-	17	2.4

Three-point field goals: 0-1 (.000).

LONNIE LYNN

Height: 6-7 Weight: 215 Wilberforce '66 Born May 24, 1943

YEAR	GP	MIN	FGM	FGA	PCT	FTM	FTA	PCT	OFF	DEF	REB	AST	PF	DQ	STL	BLK	PTS	AVG
69-70	12	140	20	46	.435	8	12	.667	15	35	50	4	18	0	-	-	48	4.0

Three-point field goals: 0-0.

DON MACLEAN

Height: 6-10 Weight: 235 UCLA '92 Born Jan. 16, 1970
Acquired: By trade from Washington on Oct. 30, 1995 Departed: Contract expired at end of '95-96 season

YEAR	GP	MIN	FGM	FGA	PCT	FTM	FTA	PCT	OFF	DEF	REB	AST	PF	DQ	STL	BLK	PTS	AVG
95-96	56	1107	233	547	.426	145	198	.732	62	143	205	89	105	1	21	5	625	11.2

Three-point field goals: 14-49 (.286).

MARK MACON

Height: 6-5 Weight: 185 Temple '91 Born Apr. 14, 1969
Acquired: Drafted, No. 8 overall, in 1992 Departed: Traded to Detroit on Nov. 19, 1993

YEAR	GP	MIN	FGM	FGA	PCT	FTM	FTA	PCT	OFF	DEF	REB	AST	PF	DQ	STL	BLK	PTS	AVG
91-92	76	2304	333	889	.375	135	185	.730	80	140	220	168	242	4	154	14	805	10.6
92-93	48	1141	158	381	.414	42	60	.700	33	70	103	126	135	2	69	3	358	7.5
93-94	7	126	14	45	.311	8	10	.800	3	4	7	11	17	0	6	1	36	5.1
TOTALS	**131**	**3571**	**505**	**1315**	**.384**	**185**	**255**	**.725**	**126**	**214**	**330**	**305**	**394**	**6**	**229**	**18**	**1199**	**9.1**

Three-point field goals: '91-92: 4-30 (.133); '92-93: 0-6 (.000); '93-94: 0-3 (.000); Totals: 4-39 (.103).

ROY MARBLE

Height: 6-6 Weight: 190 Iowa '89 Born Dec. 13, 1966
Acquired: Signed first of consecutive 10-day contracts on Jan. 21, 1994 Departed: Released on Feb. 11, 1994

YEAR	GP	MIN	FGM	FGA	PCT	FTM	FTA	PCT	OFF	DEF	REB	AST	PF	DQ	STL	BLK	PTS	AVG
93-94	5	32	2	12	.167	0	3	.000	3	5	8	1	1	0	0	2	4	0.8

Three-point field goals: 0-0.

SARUNAS MARCIULIONIS

Height: 6-5 Weight: 215 Lithuania Born Jun. 13, 1964
Acquired: By trade from Sacramento on Jun. 13, 1996 Departed: Contract expired at end of '96-97 season

YEAR	GP	MIN	FGM	FGA	PCT	FTM	FTA	PCT	OFF	DEF	REB	AST	PF	DQ	STL	BLK	PTS	AVG
96-97	17	255	38	101	.376	29	36	.806	12	18	30	25	38	0	12	1	116	6.8

Three-point field goals: 11-30 (.367).

KENYON MARTIN

Height: 6-9 Weight: 240 Cincinatti '00 Born Dec. 30, 1977
Acquired: By trade from New Jersey on July 15, 2004 Departed: Contract expired at end of '10-11 season

YEAR	GP	MIN	FGM	FGA	PCT	FTM	FTA	PCT	OFF	DEF	REB	AST	PF	DQ	STL	BLK	PTS	AVG
04-05	70	2275	444	907	.490	199	308	.646	146	365	511	170	228	4	100	78	1087	15.5
05-06	56	1545	297	600	.495	121	170	.712	93	260	353	79	171	1	43	52	720	12.9
06-07	2	62	8	16	.500	3	12	.250	6	14	20	1	10	0	0	0	19	9.5
07-08	71	2158	376	699	.538	123	212	.580	105	356	461	90	235	3	88	85	877	12.4
08-09	66	2110	318	648	.491	119	197	.604	81	314	395	132	201	1	96	74	769	11.7
09-10	58	1986	283	620	.456	93	167	.557	142	404	546	109	186	2	72	61	667	11.5
10-11	48	1233	185	362	.511	42	72	.583	67	230	297	109	136	2	43	35	414	8.6
TOTALS	**367**	**11369**	**1911**	**3852**	**.496**	**700**	**1138**	**.615**	**640**	**1943**	**2583**	**690**	**1167**	**13**	**442**	**385**	**4553**	**12.4**

Three-point field goals: '04-05, 0-12 (.000); '05-06, 5-22 (.227); '06-07, 0-1 (.000); '07-08, 2-11 (.182); '08-09, 14-38 (.368); '09-10, 8-29 (.276); '10-11, 2-9 (.222). Totals: 31-122 (.254).

KENYON MARTIN (CONT.)

PLAYOFFS	GP	MIN	FGM	FGA	PCT	FTM	FTA	PCT	OFF	DEF	REB	AST	PF	DQ	STL	BLK	PTS	AVG
2005	5	163	27	58	.466	8	13	.615	7	21	28	6	22	1	5	5	62	12.4
2006	2	34	4	13	.308	1	2	.500	6	3	9	1	5	0	4	2	9	4.5
2007	--------DNP - KNEE INJURY--------																	
2008	4	118	15	34	.441	5	8	.625	13	12	25	5	20	2	4	2	35	8.8
2009	16	538	75	151	.497	23	35	.657	24	70	94	34	60	3	18	14	174	10.9
2010	6	204	24	50	.480	12	19	.632	14	36	50	8	27	0	9	7	60	10.0
2011	5	148	24	50	.480	11	18	.611	6	33	39	8	18	0	2	2	59	11.8
TOTALS	**38**	**1205**	**169**	**356**	**.478**	**60**	**95**	**.632**	**70**	**175**	**245**	**62**	**152**	**6**	**42**	**32**	**399**	**10.5**

Three-point field goals: 2005, 0-1 (.000); 2006, 0-0; 2008, 0-0; 2009, 1-5 (.200); 2010, 0-1 (.000); 2011, 0-0. Totals: 1-7 (.143).

MAURICE "MO" MARTIN

Height: 6-6 Weight: 200 St. Joseph's (Pa) '86 Born Jul. 2, 1964
Acquired: Drafted, No. 16 overall, in 1986 Departed: Contract expired at end of '88-89 season

YEAR	GP	MIN	FGM	FGA	PCT	FTM	FTA	PCT	OFF	DEF	REB	AST	PF	DQ	STL	BLK	PTS	AVG
86-87	43	286	51	135	.378	42	66	.636	12	29	41	35	48	0	13	6	147	3.4
87-88	26	136	23	61	.377	10	21	.476	13	11	24	14	21	0	6	3	57	2.2
88-89	--------DNP - KNEE INJURY--------																	
TOTALS	**69**	**422**	**74**	**196**	**.377**	**52**	**87**	**.598**	**25**	**40**	**65**	**49**	**69**	**0**	**19**	**9**	**204**	**2.9**

Three-point field goals: '86-87, 3-15 (.200); '87-88, 1-4 (.250). Totals: 4-19 (.211).

PLAYOFFS	GP	MIN	FGM	FGA	PCT	FTM	FTA	PCT	OFF	DEF	REB	AST	PF	DQ	STL	BLK	PTS	AVG
1987	3	54	12	29	.414	7	12	.583	4	5	9	10	12	0	0	1	31	10.3
1988	3	9	1	5	.200	5	6	.833	0	1	1	0	1	0	0	1	7	2.3
1989	--------DNP - KNEE INJURY--------																	
TOTALS	**6**	**63**	**13**	**34**	**.382**	**12**	**18**	**.667**	**4**	**6**	**10**	**10**	**13**	**0**	**0**	**2**	**38**	**6.3**

Three-point field goals: 1987, 0-1 (.000); 1988, 0-1 (.000). Totals: 0-2 (.000).

ANTHONY MASON

Height: 6-7 Weight: 250 Tennessee State '88 Born Dec. 14, 1966
Acquired: Signed 10-day contract on Dec. 28, 1990 Departed: Released on Jan. 8, 1991

YEAR	GP	MIN	FGM	FGA	PCT	FTM	FTA	PCT	OFF	DEF	REB	AST	PF	DQ	STL	BLK	PTS	AVG
90-91	3	21	2	4	.500	6	8	.750	3	2	5	0	6	0	1	0	10	3.3

Three-point field goals: 0-0.

KELLY McCARTY

Height: 6-7 Weight: 200 Southern Mississippi '98 Born Aug. 24, 1975
Acquired: Signed as a free agent on Jan. 22, 1999 Departed: Contract expired at end of '98-99 season

YEAR	GP	MIN	FGM	FGA	PCT	FTM	FTA	PCT	OFF	DEF	REB	AST	PF	DQ	STL	BLK	PTS	AVG
98-99	2	4	2	3	.667	0	0	---	2	1	3	0	0	0	0	0	4	2.0

Three-point field goals: 0-0.

TED McCLAIN

Height: 6-2 Weight: 190 Tennessee State '71 Born Aug. 30, 1947
Acquired: By trade from N.Y. Nets on Sept. 15, 1976 Departed: Contract expired at end of '76-77 season

YEAR	GP	MIN	FGM	FGA	PCT	FTM	FTA	PCT	OFF	DEF	REB	AST	PF	DQ	STL	BLK	PTS	AVG
76-77	72	2002	245	551	.445	99	133	.744	52	177	229	324	255	9	106	13	589	8.2

PLAYOFFS	GP	MIN	FGM	FGA	PCT	FTM	FTA	PCT	OFF	DEF	REB	AST	PF	DQ	STL	BLK	PTS	AVG
1977	6	170	19	46	.413	6	8	.750	5	9	14	27	12	0	10	1	44	7.3

DAN McCLINTOCK

Height: 7-0 Weight: 270 Northern Arizona '00 Born Apr. 19, 1977
Acquired: Signed from ABA 2000 on Apr. 4, 2001 Departed: Contract expired at end of '00-01 season

YEAR	GP	MIN	FGM	FGA	PCT	FTM	FTA	PCT	OFF	DEF	REB	AST	PF	DQ	STL	BLK	PTS	AVG
00-01	6	58	9	18	.500	0	5	.000	10	7	17	1	11	1	0	2	18	3.0

Three-point field goals: 0-0.

GEORGE McCLOUD

Height: 6-8 Weight: 230 Florida State '89 Born May 27, 1967
Acquired: Signed as a free agent on Aug. 4, 1999 Departed: Traded to Washington on Oct. 24, 2002

YEAR	GP	MIN	FGM	FGA	PCT	FTM	FTA	PCT	OFF	DEF	REB	AST	PF	DQ	STL	BLK	PTS	AVG
99-00	78	2118	266	638	.417	148	181	.818	72	213	285	246	180	2	48	26	787	10.1
00-01	76	2007	250	655	.382	152	181	.840	55	169	224	279	165	1	53	27	729	9.6
01-02	69	1830	206	576	.358	132	163	.810	67	184	251	204	175	3	58	19	604	8.8
TOTALS	**223**	**5955**	**722**	**1869**	**.386**	**432**	**525**	**.823**	**194**	**566**	**760**	**729**	**520**	**6**	**159**	**72**	**2120**	**9.5**

Three-point field goals: '99-00, 107-283 (.378); '00-01, 77-234 (.329); '01-02, 60-222 (.270). Totals: 244-739 (.330).

JELANI McCOY

Height: 6-10 Weight: 245 UCLA Born Dec. 8, 1977
Acquired: Signed as a free agent on Oct. 1, 2007 — Departed: Waived on Oct. 23, 2007
Re-acquired: Signed as a free agent on Nov. 29, 2007 — Departed: Waived on Dec. 19, 2007
Re-acquired: Signed as a free agent on Dec. 21, 2007 — Departed: Waived on Dec. 27, 2007

YEAR	GP	MIN	FGM	FGA	PCT	FTM	FTA	PCT	OFF	DEF	REB	AST	PF	DQ	STL	BLK	PTS	AVG
07-08	6	33	1	1	1.000	1	2	.500	1	6	7	0	7	0	0	5	3	0.5

Three-point field goals: 0-0.

ANTONIO McDYESS

Height: 6-9 Weight: 245 Alabama '97 Born Sept. 7, 1974
Acquired: By trade from the L.A. Clippers on Jun. 28, 1995 — Departed: Traded to Phoenix on Oct. 1, 1998
Re-Acquired: Signed as a free agent on Jan. 22, 1999 — Departed: Traded to New York on Jun. 26, 2002
Re-Acquired: By trade from Detroit on Nov. 3, 2008 — Departed: Waived on Nov. 10, 2008

YEAR	GP	MIN	FGM	FGA	PCT	FTM	FTA	PCT	OFF	DEF	REB	AST	PF	DQ	STL	BLK	PTS	AVG
95-96	76	2280	427	881	.485	166	243	.683	229	343	572	75	250	4	54	114	1020	13.4
96-97	74	2565	536	1157	.463	274	387	.708	155	382	537	106	276	9	62	126	1352	18.3
98-99	50	1937	415	882	.471	230	338	.680	168	369	537	82	175	5	73	115	1061	21.2
99-00	81	2698	614	1211	.507	323	516	.626	234	451	685	159	316	12	69	139	1551	19.1
00-01	70	2555	577	1165	.495	304	434	.700	240	605	845	146	220	2	43	102	1458	20.8
01-02	10	236	43	75	.573	27	33	.818	18	37	55	18	20	0	10	8	113	11.3
08-09	--------INACTIVE--------																	
TOTALS	**361**	**12271**	**2612**	**5371**	**.486**	**1324**	**1951**	**.679**	**1044**	**2187**	**3231**	**586**	**1257**	**32**	**311**	**604**	**6555**	**18.2**

Three-point field goals: '95-96, 0-4 (.000); '96-97, 6-35 (.171); '98-99, 1-9 (.111); '99-00, 0-2 (.000); '00-01, 0-0; '01-02, 0-0. Totals: 7-50 (.140).

PAT McFARLAND

Height: 6-5 Weight: 185 St. Joseph's (Pa) '73 Born Dec. 7, 1951
Acquired: Drafted in the fourth round in 1973 Departed: Traded to San Diego on Aug. 1, 1975

YEAR	GP	MIN	FGM	FGA	PCT	FTM	FTA	PCT	OFF	DEF	REB	AST	PF	DQ	STL	BLK	PTS	AVG
73-74	67	757	159	359	.443	35	52	.673	60	74	134	64	69	x	23	6	361	5.4
74-75	70	945	200	424	.472	52	66	.787	37	83	120	116	60	x	47	5	454	6.5
TOTALS	**137**	**1702**	**359**	**783**	**.458**	**87**	**118**	**.737**	**97**	**157**	**254**	**180**	**129**	**x**	**70**	**11**	**815**	**5.9**

Three-point field goals: '73-74, 8-24 (.250); '74-75, 2-16 (.125). Totals: 10-40 (.250).

PLAYOFFS	GP	MIN	FGM	FGA	PCT	FTM	FTA	PCT	OFF	DEF	REB	AST	PF	DQ	STL	BLK	PTS	AVG
1975	5	30	2	8	.250	2	2	1.000	1	2	3	2	3	x	0	0	6	1.2

Three-point field goals: 0-2 (.000).

BILL McGILL

Height: 6-9 Weight: 225 Utah '62 Born Sept. 16, 1939
Departed: Sold to Los Angeles on Sept. 9, 1969

YEAR	GP	MIN	FGM	FGA	PCT	FTM	FTA	PCT	OFF	DEF	REB	AST	PF	DQ	STL	BLK	PTS	AVG
68-69	78	1760	411	745	.552	180	264	.682	145	315	460	102	289	13	-	-	1002	12.8

Three-point field goals: 0-0.

PLAYOFFS	GP	MIN	FGM	FGA	PCT	FTM	FTA	PCT	OFF	DEF	REB	AST	PF	DQ	STL	BLK	PTS	AVG
1969	7	96	19	39	.485	9	10	.900	14	9	23	6	26	2	-	-	47	6.7

Three-point field goals: 0-0.

GEORGE McGINNIS

Height: 6-8 Weight: 235 Indiana '73 Born Aug. 12, 1950
Acquired: By trade from Philadelphia on Aug. 16, 1978 Departed: Traded to Indiana on Feb. 1, 1980

YEAR	GP	MIN	FGM	FGA	PCT	FTM	FTA	PCT	OFF	DEF	REB	AST	PF	DQ	STL	BLK	PTS	AVG
78-79	76	2552	603	1273	.474	509	765	.665	256	608	864	283	321	16	129	52	1715	22.6
79-80	45	1424	268	584	.459	166	307	.541	134	328	462	221	187	8	69	17	703	15.6
TOTALS	**121**	**3976**	**871**	**1857**	**.469**	**675**	**1072**	**.630**	**390**	**936**	**1326**	**504**	**508**	**24**	**198**	**69**	**2418**	**20.0**

Three-point field goals: '79-80, 1-7 (.143).

JEFF McINNIS

Height: 6-4 Weight: 190 North Carolina '97 Born October 22, 1974
Acquired: Drafted, No. 37 overall, in 1996 Departed: Waived on Dec. 12, 1996

YEAR	GP	MIN	FGM	FGA	PCT	FTM	FTA	PCT	OFF	DEF	REB	AST	PF	DQ	STL	BLK	PTS	AVG
96-97	13	117	23	49	.469	7	10	.700	2	4	6	18	16	0	2	1	65	5.0

Three-point field goals: 12-26 (.462).

BILLY McKINNEY

Height: 6-0 Weight: 160 Northwestern '77 Born June 5, 1955
Acquired: By trade from Utah on Dec. 22, 1980 Departed: Traded to San Diego on Oct. 4, 1983

YEAR	GP	MIN	FGM	FGA	PCT	FTM	FTA	PCT	OFF	DEF	REB	AST	PF	DQ	STL	BLK	PTS	AVG
80-81	49	1134	203	412	.493	118	140	.843	24	86	110	203	124	0	61	7	525	10.7
81-82	81	1963	369	699	.528	137	170	.806	29	113	142	338	186	0	69	16	875	10.8
82-83	68	1559	266	546	.487	136	167	.814	21	100	121	288	142	0	39	5	668	9.8
TOTALS	**198**	**4656**	**838**	**1657**	**.506**	**391**	**477**	**.820**	**74**	**299**	**373**	**829**	**452**	**0**	**169**	**28**	**2068**	**10.4**

Three-point field goals: '80-81, 0-7 (.000); '81-82, 0-17 (.000); '82-83, 0-7 (.000). Totals: 0-31 (.000).

PLAYOFFS	GP	MIN	FGM	FGA	PCT	FTM	FTA	PCT	OFF	DEF	REB	AST	PF	DQ	STL	BLK	PTS	AVG
1982	3	91	16	27	.593	10	12	.833	2	4	6	10	9	0	3	0	42	14.0
1983	8	113	26	46	.565	10	18	.556	5	8	13	18	15	0	2	0	62	7.8
TOTALS	**11**	**204**	**42**	**73**	**.575**	**20**	**30**	**.667**	**7**	**12**	**19**	**28**	**24**	**0**	**5**	**0**	**104**	**9.4**

Three-point field goals: 1982, 0-1 (.000).

DARNELL MEE

Height: 6-5 Weight: 177 Western Kentucky '93 Born Feb. 11, 1971
Acquired: By trade from Golden State on Jun. 30, 1993 Departed: Waived on Feb. 1, 1994

YEAR	GP	MIN	FGM	FGA	PCT	FTM	FTA	PCT	OFF	DEF	REB	AST	PF	DQ	STL	BLK	PTS	AVG
93-94	38	285	28	88	.318	12	27	.444	17	18	35	16	34	0	15	13	73	1.9
94-95	2	8	1	5	.200	0	0	----	0	1	1	2	0	0	1	0	3	1.5
TOTALS	**40**	**293**	**29**	**93**	**.312**	**12**	**27**	**.444**	**17**	**19**	**36**	**18**	**34**	**0**	**16**	**13**	**76**	**1.9**

Three-point field goals: '93-94, 5-24 (.208); '94-95, 1-3 (.133). Totals: 6-27 (.222).

PLAYOFFS	GP	MIN	FGM	FGA	PCT	FTM	FTA	PCT	OFF	DEF	REB	AST	PF	DQ	STL	BLK	PTS	AVG
1994	3	30	3	6	.500	0	0	---	0	2	2	2	4	0	3	0	7	2.3

Three-point field goals: 1-4 (.250).

RON MERCER

Height: 6-7 Weight: 210 Kentucky '99 Born May 18, 1976
Acquired: By trade from Boston on Aug. 3, 1999 Departed: Traded to Orlando on Feb. 1, 2000

YEAR	GP	MIN	FGM	FGA	PCT	FTM	FTA	PCT	OFF	DEF	REB	AST	PF	DQ	STL	BLK	PTS	AVG
99-00	37	1408	272	612	.444	119	151	.788	29	123	152	104	75	0	33	15	678	18.3

Three-point field goals: 15-39 (.385).

LOREN MEYER

Height: 6-10 Weight: 260 Iowa State '95 Born Dec. 30, 1972
Acquired: Signed as a free agent on Jan. 23, 1999 Departed: Contract expired at end of '98-99 season

YEAR	GP	MIN	FGM	FGA	PCT	FTM	FTA	PCT	OFF	DEF	REB	AST	PF	DQ	STL	BLK	PTS	AVG
98-99	14	70	7	28	.250	1	2	.500	4	12	16	1	22	0	0	3	16	1.1

Three-point field goals: 1-5 (.200).

ANDRE MILLER

Height: 6-2 Weight: 200 Utah '99 Born Mar. 19, 1976
Acquired: Signed as a free agent on Aug. 1, 2003 Departed: Traded to Philadelphia on Dec. 19, 2006

YEAR	GP	MIN	FGM	FGA	PCT	FTM	FTA	PCT	OFF	DEF	REB	AST	PF	DQ	STL	BLK	PTS	AVG
03-04	82	2838	430	941	.457	342	411	.832	127	239	366	501	194	2	142	25	1214	14.8
04-05	82	2852	427	895	.477	253	302	.838	100	238	338	569	204	1	121	8	1113	13.6
05-06	82	2937	404	872	.463	313	424	.738	92	259	351	674	213	1	106	18	1126	13.7
06-07	23	822	117	248	.472	62	85	.729	25	79	104	209	58	1	37	4	300	13.0
TOTALS	**269**	**9449**	**1378**	**2956**	**.466**	**970**	**1222**	**.794**	**344**	**815**	**1159**	**1953**	**669**	**5**	**406**	**55**	**3753**	**14.0**

Three-point field goals: '03-04, 12-65 (.185); '04-05, 6-39 (.154); '05-06, 5-27 (.185), '06-07, 4-16 (.250); Totals: 27-147 (.184).

PLAYOFFS	GP	MIN	FGM	FGA	PCT	FTM	FTA	PCT	OFF	DEF	REB	AST	PF	DQ	STL	BLK	PTS	AVG
2004	5	174	34	72	.472	9	11	.818	15	8	23	16	16	1	8	0	77	15.4
2005	5	184	28	66	.424	23	32	.719	9	17	26	26	22	2	10	1	81	16.2
2006	5	182	34	77	.442	14	17	.824	8	14	22	36	12	0	5	1	82	16.4
TOTALS	**15**	**540**	**96**	**215**	**.447**	**46**	**60**	**.767**	**32**	**39**	**71**	**78**	**50**	**3**	**23**	**2**	**240**	**16.0**

Three-point field goals: 2004, 0-2 (.000); 2005, 2-4 (.500); 2006, 0-0. Totals: 2-6 (.333).

TERRY MILLS

Height: 6-10 Weight: 250 Michigan '90 Born Dec. 21, 1967
Acquired: By trade from Milwaukee on Aug. 1, 1990 Departed: Traded to New Jersey on Jan. 23, 1991

YEAR	GP	MIN	FGM	FGA	PCT	FTM	FTA	PCT	OFF	DEF	REB	AST	PF	DQ	STL	BLK	PTS	AVG
90-91	17	279	56	120	.467	16	22	.727	31	57	88	16	44	0	16	9	128	7.5

Three-point field goals: 0-2 (.000).

STEVE MIX

Height: 6-7 Weight: 215 Toledo '69 Born Dec. 30, 1947

YEAR	GP	MIN	FGM	FGA	PCT	FTM	FTA	PCT	OFF	DEF	REB	AST	PF	DQ	STL	BLK	PTS	AVG
71-72	1	4	1	1	1.000	0	0	---	1	0	1	0	1	0	-	-	2	2.0

Three-point field goals: 0-0.

ANDRE MOORE

Height: 6-9 Weight: 215 Loyola (Chicago) '87 Born Jul. 2, 1964
Acquired: Drafted, No. 31 overall, in 1987 Departed: Waived on Dec. 2, 1987

YEAR	GP	MIN	FGM	FGA	PCT	FTM	FTA	PCT	OFF	DEF	REB	AST	PF	DQ	STL	BLK	PTS	AVG
87-88	7	34	7	24	.292	6	6	1.000	5	7	12	5	4	0	2	1	20	2.9

Three-point field goals: 0-0.

RICHIE MOORE

Height: 6-2 Weight: 190 Hiram Scott '67 Born in 1945

YEAR	GP	MIN	FGM	FGA	PCT	FTM	FTA	PCT	OFF	DEF	REB	AST	PF	DQ	STL	BLK	PTS	AVG
67-68	18	211	24	71	.338	21	28	.750	-	-	19	8	16	0	-	-	69	3.8

Three-point field goals: 0-2 (.000).

JOHN MORRISON

Height: 6-2 Weight: 190 Canisius '67 Born May 2, 1945

YEAR	GP	MIN	FGM	FGA	PCT	FTM	FTA	PCT	OFF	DEF	REB	AST	PF	DQ	STL	BLK	PTS	AVG
67-68	9	76	10	34	.394	6	9	.667	-	-	9	7	15	0	-	-	27	3.0

Three-point field goals: 1-6 (.167).

ERIC MURDOCK

Height: 6-1 Weight: 200 Providence '91 Born Jun. 14, 1968
Acquired: Signed as a free agent on Sept. 25, 1996 Departed: Waived on Nov. 26, 1996

YEAR	GP	MIN	FGM	FGA	PCT	FTM	FTA	PCT	OFF	DEF	REB	AST	PF	DQ	STL	BLK	PTS	AVG
96-97	12	114	15	33	.455	11	12	.917	1	10	11	24	9	0	9	2	45	3.8

Three-point field goals: 4-10 (.400).

TRACY MURRAY

Height: 6-7 Weight: 228 UCLA '93 Born Jul. 25, 1971
Acquired: By trade from Washington on Sept. 25, 2000 Departed: Traded to Toronto on Jan. 12, 2001

YEAR	GP	MIN	FGM	FGA	PCT	FTM	FTA	PCT	OFF	DEF	REB	AST	PF	DQ	STL	BLK	PTS	AVG
00-01	13	135	17	55	.309	9	10	.900	4	18	22	9	8	0	4	1	50	3.8

Three-point field goals: 7-23 (.304).

WILLIE MURRELL

Height: 6-6 Weight: 225 Kansas State '64 Born Sept. 13, 1941
Departed: Traded to Miami in Aug. 1968

YEAR	GP	MIN	FGM	FGA	PCT	FTM	FTA	PCT	OFF	DEF	REB	AST	PF	DQ	STL	BLK	PTS	AVG
67-68	71	2459	489	1069	.466	166	236	.703	-	-	637	64	200	1	-	-	1165	16.4

Three-point field goals: 3-11 (.273).

PLAYOFFS	GP	MIN	FGM	FGA	PCT	FTM	FTA	PCT	OFF	DEF	REB	AST	PF	DQ	STL	BLK	PTS	AVG
1968	5	198	45	88	.511	22	26	.846	-	-	47	7	24	1	-	-	112	22.4

Three-point field goals: 0-1 (.000).

DIKEMBE MUTOMBO

Height: 7-2 Weight: 25 Georgetown '91 Born Jun. 25, 1966
Acquired: Drafted, No. 4 overall, in 1991 Departed: Left as free agent in 1996

YEAR	GP	MIN	FGM	FGA	PCT	FTM	FTA	PCT	OFF	DEF	REB	AST	PF	DQ	STL	BLK	PTS	AVG
91-92	71	2716	428	869	.493	321	500	.642	316	554	870	156	273	1	43	210	1177	16.6
92-93	82	3029	398	781	.510	335	492	.681	344	726	1070	147	284	5	43	287	1131	13.8
93-94	82	2853	365	642	.569	256	439	.583	286	685	971	127	262	2	59	336	986	12.0
94-95	82	3100	349	628	.556	248	379	.654	319	710	1029	113	284	2	40	321	946	11.5
95-96	74	2713	284	569	.499	246	354	.695	249	622	871	108	258	4	38	332	814	11.0
TOTALS	**391**	**14411**	**1824**	**3489**	**.523**	**1406**	**2164**	**.650**	**1514**	**3297**	**4811**	**651**	**1361**	**14**	**223**	**1486**	**5054**	**12.9**

Three-point field goals: '93-94, 0-1 (.000), '95-96, 0-1 (.000); Totals: 0-2 (.000).

PLAYOFFS	GP	MIN	FGM	FGA	PCT	FTM	FTA	PCT	OFF	DEF	REB	AST	PF	DQ	STL	BLK	PTS	AVG
1994	12	511	50	108	.463	59	98	.602	40	104	144	21	42	0	8	69	159	13.3
1995	3	84	6	10	.600	6	9	.667	4	15	19	1	15	1	0	7	18	6.0
TOTALS	**15**	**595**	**56**	**118**	**.475**	**65**	**107**	**.607**	**44**	**119**	**163**	**22**	**57**	**1**	**8**	**76**	**177**	**11.8**

Three-point field goals: 0-0.

EDUARDO NAJERA

Height: 6-8 Weight: 235 Oklahoma Born Jul. 11, 1976
Acquired: By trade from Golden State on Feb. 24, 2005 Departed:Contract expired at end of 2007-08 Season

YEAR	GP	MIN	FGM	FGA	PCT	FTM	FTA	PCT	OFF	DEF	REB	AST	PF	DQ	STL	BLK	PTS	AVG
04-05	26	1185	145	322	.450	58	91	.637	102	141	243	65	148	0	41	24	354	3.6
05-06	64	1449	127	301	.422	89	114	.781	128	197	325	52	165	0	53	34	347	5.1
06-07	75	1658	204	354	.576	88	123	.715	131	179	310	64	207	3	73	26	497	4.1
07-08	78	1664	174	368	.473	63	89	.708	113	224	337	95	199	3	69	40	464	4.3
TOTALS	**243**	**5346**	**580**	**1173**	**.494**	**269**	**372**	**.723**	**421**	**676**	**1097**	**239**	**648**	**6**	**218**	**114**	**1487**	**4.5**

Three-Point Field Goals:'04-05, 6-21 (.286), '05-06, 4-12 (.333); '06-07, 1-12 (.083); '07-08, 53-147 (.361). Totals: 58-177 (.328).

PLAYOFFS	GP	MIN	FGM	FGA	PCT	FTM	FTA	PCT	OFF	DEF	REB	AST	PF	DQ	STL	BLK	PTS	AVG
2005	2	13	0	2	.000	0	0	---	1	1	2	1	1	0	0	0	0	1.0
2006	4	89	3	14	.214	2	4	.500	4	11	15	2	13	0	3	0	8	3.8
2007	5	96	4	17	.235	1	2	.500	11	17	28	2	10	0	2	1	9	5.6
2008	4	78	7	14	.500	0	0	---	5	8	13	6	15	1	3	1	16	3.3
TOTALS	**15**	**276**	**14**	**47**	**.300**	**3**	**6**	**.500**	**21**	**37**	**58**	**11**	**39**	**1**	**8**	**2**	**33**	**3.9**

Three-Point Field Goals: 2007, 0-3 (.000); 2008, 2-5 (.400) Totals: 2-8 (.250).

CALVIN NATT

Height: 6-6 Weight: 220 Northeast Louisiana '79 Born Jan. 8, 1957
Acquired: By trade from Portland on Jun. 7, 1984 Departed: Traded to San Antonio on Jan. 26, 1989

YEAR	GP	MIN	FGM	FGA	PCT	FTM	FTA	PCT	OFF	DEF	REB	AST	PF	DQ	STL	BLK	PTS	AVG
84-85	78	2658	685	1255	.546	447	564	.793	209	401	610	238	182	1	75	33	1817	23.3
85-86	69	2007	469	930	.504	278	347	.801	125	311	436	164	143	0	58	13	1218	17.7
86-87	1	20	4	10	.400	2	2	1.000	2	3	5	2	2	0	1	0	10	10.0
87-88	27	533	102	208	.490	54	73	.740	35	61	96	47	43	0	13	3	258	9.6
88-89	14	168	22	50	.440	22	31	.710	12	34	46	7	13	0	6	1	66	4.7
TOTALS	**189**	**5386**	**1282**	**2453**	**.523**	**803**	**1017**	**.790**	**383**	**810**	**1193**	**458**	**383**	**1**	**153**	**50**	**3369**	**17.8**

Three-point field goals: '84-85, 0-3 (.000); '85-86, 2-6 (.333); '86-87, 0-0; '87-88, 0-1 (.000); '88-89, 0-1 (.000). Totals: 2-11 (.182).

PLAYOFFS	GP	MIN	FGM	FGA	PCT	FTM	FTA	PCT	OFF	DEF	REB	AST	PF	DQ	STL	BLK	PTS	AVG
1985	15	508	131	238	.550	72	89	.809	31	68	99	57	35	0	8	5	334	22.3
1986	10	293	66	142	.465	46	59	.780	17	62	79	28	25	0	2	3	179	17.9
TOTALS	**25**	**801**	**197**	**380**	**.518**	**118**	**148**	**.797**	**48**	**130**	**178**	**85**	**60**	**0**	**10**	**8**	**513**	**20.5**

Three-point field goals: 1986, 1-2 (.500).

CRAIG NEAL

Height: 6-6 Weight: 180 Georgia Tech '88 Born Feb. 16, 1964
Acquired: Signed the first of consecutive 10-day contracts on Feb. 11, 1991 Departed: Released on Mar. 3, 1991

YEAR	GP	MIN	FGM	FGA	PCT	FTM	FTA	PCT	OFF	DEF	REB	AST	PF	DQ	STL	BLK	PTS	AVG
90-91	10	125	14	35	.400	13	22	.591	2	14	16	37	26	1	4	0	44	4.4

Three-point field goals: 3-9 (.333).

NENE

Height: 6-11 Weight: 250 Brazil '02 Born Sep. 13, 1982
Acquired: By trade from New York on Jun. 26, 2002 Departed: By trade to Washington on Mar. 15, 2012

YEAR	GP	MIN	FGM	FGA	PCT	FTM	FTA	PCT	OFF	DEF	REB	AST	PF	DQ	STL	BLK	PTS	AVG
02-03	80	2258	321	619	.519	197	341	.578	208	283	491	149	295	4	127	65	839	10.5
03-04	77	2504	334	630	.530	240	352	.682	154	349	503	168	280	3	116	41	908	11.8
04-05	55	1317	194	386	.503	140	212	.660	104	221	325	84	167	0	50	48	528	9.6
05-06	1	3	0	1	.000	0	0	---	0	0	0	0	1	0	0	0	0	0.0
06-07	64	1715	294	516	.570	195	283	.689	150	299	449	77	209	3	62	59	783	12.2
07-08	16	266	29	71	.408	27	49	.551	30	57	87	15	46	1	9	14	85	5.3
08-09	77	2510	428	709	.604	266	368	.723	183	415	598	108	278	5	95	101	1123	14.6
09-10	82	2755	421	717	.587	293	416	.704	166	461	627	203	281	7	115	82	1135	13.8
10-11	75	2291	405	654	.615	286	402	.711	145	426	571	149	238	5	84	73	1091	14.5
11-12	28	826	143	281	.509	90	133	.677	43	165	208	61	69	0	36	25	376	13.4
TOTALS	**555**	**16445**	**2566**	**4584**	**.560**	**1734**	**2556**	**.678**	**1183**	**2676**	**3859**	**1014**	**1864**	**28**	**694**	**508**	**6868**	**12.4**

Three-point field goals: '02-03, 0-3 (.000); '03-04, 0-2 (.000); '04-05, 0-2 (.000); '05-06, 0-0 (---); '06-07, 0-1 (.000); '07-08, 0-1 (.000); '08-09, 1-5 (.200); '09-10, 0-2 (.000); '10-11, 1-5 (.200); '11-12, 0-2 (.000). Totals: 2-23 (.089).

PLAYOFFS	GP	MIN	FGM	FGA	PCT	FTM	FTA	PCT	OFF	DEF	REB	AST	PF	DQ	STL	BLK	PTS	AVG
2004	5	132	16	36	.444	7	13	.538	12	13	25	15	22	0	5	3	39	7.8
2005	5	101	9	21	.429	15	23	.652	9	16	25	2	16	0	2	2	33	6.6
2006	DNP - INJURED																	
2007	5	179	31	53	.585	14	18	.778	22	17	39	12	21	1	3	3	76	15.2
2008	3	30	5	9	.556	3	3	1.000	3	4	7	1	8	1	2	1	13	4.3
2009	16	525	69	126	.548	46	70	.657	37	83	120	42	65	3	20	10	184	11.5
2010	5	169	18	29	.621	21	36	.583	8	21	29	11	17	0	6	1	57	11.4
2011	5	162	22	46	.478	27	48	.563	14	31	45	8	17	0	5	4	71	14.2
TOTALS	**44**	**1298**	**170**	**320**	**.531**	**133**	**211**	**.630**	**105**	**185**	**290**	**91**	**166**	**5**	**43**	**24**	**473**	**10.8**

Three-point field goals: 2004, 0-0 (---); 2005, 0-0 (---); 2007, 0-0 (---); 2008, 0-0 (---); 2009, 0-0 (---); 2010, 0-0 (---); 2011, 0-0 (---). Totals: 0-0 (---).

JOHNNY NEWMAN

Height: 6-7 Weight: 205 Richmond '86 Born Nov. 28, 1963
Acquired: By trade from Milwaukee on June 25, 1997 Departed: Contract expired at end of '97-98 season

YEAR	GP	MIN	FGM	FGA	PCT	FTM	FTA	PCT	OFF	DEF	REB	AST	PF	DQ	STL	BLK	PTS	AVG
97-98	74	2176	344	799	.431	365	445	.820	50	91	141	138	208	2	77	24	1089	14.7

Three-point field goals: 36-105 (.343).

CARL NICKS

Height: 6-3 Weight: 185 Indiana State '80 Born Oct. 6, 1958
Acquired: Drafted, No. 23 overall, in 1980 Departed: Traded to Utah on Dec. 22, 1980

YEAR	GP	MIN	FGM	FGA	PCT	FTM	FTA	PCT	OFF	DEF	REB	AST	PF	DQ	STL	BLK	PTS	AVG
80-81	27	493	65	149	.436	35	59	.593	13	36	49	80	52	0	28	2	165	6.1

Three-point field goals: 0-1 (.000).

JAWANN OLDHAM

Height: 7-0 Weight: 215 Seattle '80 Born Jul. 4, 1957
Acquired: Drafted, No. 41 overall, in 1980 Departed: Waived on Oct. 21, 1980

YEAR	GP	MIN	FGM	FGA	PCT	FTM	FTA	PCT	OFF	DEF	REB	AST	PF	DQ	STL	BLK	PTS	AVG
80-81	4	21	2	6	.333	0	0	---	3	2	5	0	3	0	0	2	4	1.0

Three-point field goals: 0-0.

DOUG OVERTON

Height: 6-3 Weight: 19 La Salle '91 Born Aug. 3, 1969
Acquired: By trade from Washington on Oct. 30, 1995 Departed: Contract expired at end of '95-96 season

YEAR	GP	MIN	FGM	FGA	PCT	FTM	FTA	PCT	OFF	DEF	REB	AST	PF	DQ	STL	BLK	PTS	AVG
95-96	55	607	67	178	.376	40	55	.727	8	55	63	106	49	0	13	5	182	3.3

Three-point field goals: 8-26 (.308).

ROBERT PACK

Height: 6-2 Weight: 190 USC '91 Born Feb. 3, 1969
Acquired: By trade from Portland on Oct. 23, 1992 Departed: Traded to Washington on Oct. 30, 1995
Re-Acquired: By trade from Boston on Oct. 16, 2000 Departed: Contract expired at end of '00-01 season

YEAR	GP	MIN	FGM	FGA	PCT	FTM	FTA	PCT	OFF	DEF	REB	AST	PF	DQ	STL	BLK	PTS	AVG
92-93	77	1579	285	606	.470	239	311	.768	52	108	160	335	182	1	81	10	810	10.5
93-94	66	1382	223	503	.443	179	236	.758	25	98	123	356	147	1	81	9	631	9.6
94-95	42	1144	170	395	.430	137	175	.783	19	94	113	290	101	1	61	6	507	12.1
00-01	74	1260	181	426	.425	105	137	.766	30	107	137	293	114	0	65	1	479	6.5
TOTALS	**259**	**5365**	**859**	**1930**	**.445**	**660**	**859**	**.768**	**126**	**407**	**533**	**1274**	**544**	**3**	**288**	**26**	**2427**	**9.4**

Three-point field goals: '92-93, 1-8 (.125); '93-94, 6-29, (.207); '94-95, 30-72 (.417); '00-01, 12-31 (.387). Totals: 49-140 (.350).

PLAYOFFS	GP	MIN	FGM	FGA	PCT	FTM	FTA	PCT	OFF	DEF	REB	AST	PF	DQ	STL	BLK	PTS	AVG
1994	12	332	48	118	.407	39	55	.709	5	23	28	51	41	0	18	6	141	11.8
1995	-------DNP-INJURED--------																	

Three-point field goals: 6-20 (.300).

CHARLEY PARKS

Height: 6-5 Weight: 210 Idaho State '68 Born in 1946

YEAR	GP	MIN	FGM	FGA	PCT	FTM	FTA	PCT	OFF	DEF	REB	AST	PF	DQ	STL	BLK	PTS	AVG
68-69	2	5	0	1	.000	0	0	---	0	0	0	0	1	0	-	-	0	0.0

Three-point field goals: 0-0.

RUBEN PATTERSON

Height: 6-5 Weight: 224 Cincinnati '98 Born Jul. 31, 1975
Acquired: By trade from Portland on Feb. 23, 2006 Departed: Traded to Milwaukee on Aug. 10, 2006

YEAR	GP	MIN	FGM	FGA	PCT	FTM	FTA	PCT	OFF	DEF	REB	AST	PF	DQ	STL	BLK	PTS	AVG
05-06	26	736	139	256	.543	65	112	.580	45	45	90	67	71	0	8	2	99	13.2

Three-point field goals: 1-6 (.167).

PLAYOFFS	GP	MIN	FGM	FGA	PCT	FTM	FTA	PCT	OFF	DEF	REB	AST	PF	DQ	STL	BLK	PTS	AVG
2006	4	58	9	17	.529	2	5	.400	5	1	6	3	6	0	1	0	20	5.0

Three-point field goals: 0-0.

WESLEY PERSON

Height: 6-6 Weight: 205 Auburn '94 Born Mar. 28, 1971
Acquired: As a free agent on Mar. 3, 2005 Departed: Contract expired at the end of '04-05 season

YEAR	GP	MIN	FGM	FGA	PCT	FTM	FTA	PCT	OFF	DEF	REB	AST	PF	DQ	STL	BLK	PTS	AVG
04-05	25	461	82	169	.485	5	9	.556	2	59	61	28	24	0	13	4	202	8.1

Three-point field goals: 33-68 (.485).

WESLEY PERSON (CONT.)

PLAYOFFS	GP	MIN	FGM	FGA	PCT	FTM	FTA	PCT	OFF	DEF	REB	AST	PF	DQ	STL	BLK	PTS	AVG
2005	4	54	6	14	.429	0	0	---	1	0	1	1	0	0	1	0	15	3.8

Three-point field goals: 3-8 (.375).

JOHAN PETRO

Height: 7-0 Weight: 247 France Born Jan. 27, 1986
Acquired: By trade from Oklahoma City on Jan. 7, 2009 Departed: Contract expired at the end of '09-10 season

YEAR	GP	MIN	FGM	FGA	PCT	FTM	FTA	PCT	OFF	DEF	REB	AST	PF	DQ	STL	BLK	PTS	AVG
08-09	27	217	27	63	.429	6	14	.429	15	48	63	10	56	0	3	10	60	2.2
09-10	36	436	54	101	.535	14	21	.667	32	97	129	14	80	0	10	13	122	3.4
TOTALS	**63**	**653**	**80**	**163**	**.491**	**20**	**35**	**.571**	**47**	**145**	**192**	**24**	**136**	**0**	**13**	**23**	**182**	**2.9**

Three-point field goals: '08-09, 0-1 (.000); '09-10, 0-1 (.000). Totals: 0-2 (.000).

PLAYOFFS	GP	MIN	FGM	FGA	PCT	FTM	FTA	PCT	OFF	DEF	REB	AST	PF	DQ	STL	BLK	PTS	AVG
2009	10	26	2	9	.222	5	8	.625	2	4	6	1	4	0	0	1	9	0.9
2010	6	45	6	11	.545	1	2	.500	2	9	11	1	13	0	1	3	13	2.2
TOTALS	**16**	**71**	**8**	**20**	**.400**	**6**	**10**	**.600**	**4**	**13**	**17**	**2**	**17**	**0**	**1**	**4**	**22**	**1.4**

Three-point field goals: 0-0.

WALT PIATKOWSKI

Height: 6-8 Weight: 225 Bowling Green '68 Born Jun. 11, 1945
Acquired: Drafted in the second round in 1968 Departed: Traded to Kentucky in 1970

YEAR	GP	MIN	FGM	FGA	PCT	FTM	FTA	PCT	OFF	DEF	REB	AST	PF	DQ	STL	BLK	PTS	AVG
68-69	77	1819	399	956	.417	117	151	.775	147	216	363	46	226	2	-	-	942	12.2
69-70	75	1302	215	535	.402	76	99	.768	106	146	252	41	180	1	-	-	517	7.0
TOTALS	**152**	**3121**	**614**	**1491**	**.412**	**193**	**250**	**.772**	**253**	**362**	**615**	**87**	**406**	**3**	**-**	**-**	**1459**	**9.6**

Three-point field goals: '68-69, 27-82 (.329); '69-70, 11-50 (.220). Totals 38-132 (.288).

PLAYOFFS	GP	MIN	FGM	FGA	PCT	FTM	FTA	PCT	OFF	DEF	REB	AST	PF	DQ	STL	BLK	PTS	AVG
1969	7	201	48	111	.432	10	11	.909	10	19	29	6	32	1	-	-	107	15.3
1970	6	50	12	24	.500	2	4	.500	9	2	11	4	9	0	-	-	27	4.5
TOTALS	**13**	**251**	**60**	**135**	**.444**	**12**	**15**	**.800**	**19**	**21**	**40**	**10**	**41**	**1**	**-**	**-**	**134**	**10.3**

Three-point field goals: 1969, 1-9 (.111); 1970, 1-4 (.250). Totals: 2-13 (.154).

RICKY PIERCE

Height: 6-4 Weight: 215 Rice '83 Born Aug. 19, 1959
Acquired: By trade from Indiana on Jun. 13, 1996 Departed: Traded to Charlotte on Feb. 20, 1997

YEAR	GP	MIN	FGM	FGA	PCT	FTM	FTA	PCT	OFF	DEF	REB	AST	PF	DQ	STL	BLK	PTS	AVG
96-97	33	600	120	260	.462	83	92	.902	17	36	53	31	49	0	14	5	335	10.2

Three-point field goals: 12-39 (.308).

GARY PLUMMER

Height: 6-9 Weight: 255 Boston University '84 Born Feb. 21, 1962
Acquired: Signed as a free agent on Oct. 1, 1992 Departed: Contract expired at end of '92-93 season

YEAR	GP	MIN	FGM	FGA	PCT	FTM	FTA	PCT	OFF	DEF	REB	AST	PF	DQ	STL	BLK	PTS	AVG
92-93	60	737	106	228	.465	69	95	.726	53	120	173	40	141	1	14	11	281	4.7

Three-point field goals: 0-3 (.000).

MARK POPE

Height: 6-10 Weight: 235 Kentucky '96 Born Sept. 11, 1972
Acquired: Signed as a free agent on Sept. 29, 2003 Departed: Contract expired at end of '03-04 season

YEAR	GP	MIN	FGM	FGA	PCT	FTM	FTA	PCT	OFF	DEF	REB	AST	PF	DQ	STL	BLK	PTS	AVG
03-04	4	20	1	2	.500	0	1	.000	0	3	3	0	8	0	1	0	2	0.5
04-05	9	27	2	6	.333	0	0	---	5	3	8	1	5	0	1	2	4	0.4
TOTALS	**13**	**47**	**3**	**8**	**.375**	**0**	**1**	**.000**	**5**	**6**	**11**	**1**	**13**	**0**	**2**	**2**	**6**	**0.5**

Three-point field goals: 0-0.

JAMES POSEY

Height: 6-8 Weight: 215 Xavier (OH) '99 Born Jan. 13, 1977
Acquired: Drafted, No. 18 overall, in 1999 Departed: Traded to Houston on Dec. 18, 2002

YEAR	GP	MIN	FGM	FGA	PCT	FTM	FTA	PCT	OFF	DEF	REB	AST	PF	DQ	STL	BLK	PTS	AVG
99-00	81	2052	230	536	.429	120	150	.800	85	232	317	146	207	1	98	33	662	8.2
00-01	82	2255	243	590	.412	115	141	.816	125	306	431	163	226	2	93	40	666	8.1
01-02	73	2238	277	736	.376	161	203	.793	109	320	429	180	224	3	114	39	782	10.7
02-03	25	872	121	324	.373	86	102	.843	38	107	145	78	63	1	29	6	352	14.1
TOTALS	**261**	**7417**	**871**	**2186**	**.398**	**482**	**596**	**.809**	**357**	**965**	**1322**	**567**	**720**	**7**	**334**	**118**	**2462**	**9.4**

Three-point field goals: '99-00, 82-220 (.373); '00-01, 65-217 (.300); '01-02, 67-237 (.283); '02-03, 24-88 (.273). Totals: 238-762.(.312).

JIM PRICE

Height: 6-3 Weight: 195 Louisville '72 Born Nov. 27, 1949
Acquired: By trade from Buffalo on Dec. 17, 1976 Departed: Traded to Detroit on Feb. 1, 1978

YEAR	GP	MIN	FGM	FGA	PCT	FTM	FTA	PCT	OFF	DEF	REB	AST	PF	DQ	STL	BLK	PTS	AVG
76-77	55	1384	188	422	.445	59	74	.797	41	143	184	208	181	3	96	14	435	7.9
77-78	49	1090	141	293	.481	51	66	.773	30	129	159	158	118	0	69	4	333	6.8
TOTALS	**104**	**2474**	**329**	**715**	**.460**	**110**	**140**	**.786**	**71**	**272**	**343**	**366**	**299**	**3**	**165**	**18**	**768**	**7.4**

PLAYOFFS	GP	MIN	FGM	FGA	PCT	FTM	FTA	PCT	OFF	DEF	REB	AST	PF	DQ	STL	BLK	PTS	AVG
1977	6	158	19	53	.358	5	8	.625	6	18	24	25	18	0	12	1	43	7.2

MARK RANDALL

Height: 6-9 Weight: 235 Kansas '91 Born Sept. 30, 1967
Acquired: Signed as a free agent on Nov. 29, 1993 Departed: Waived on Nov. 1, 1994
Re-Acquired: Signed the first of two consecutive 10-day contracts on Feb. 23, 1995 Departed: Contract expired at end of '94-95 season
Re-Acquired: Signed as a free agent on Jan. 22, 1999 Departed: Waived on Feb. 19, 1999

YEAR	GP	MIN	FGM	FGA	PCT	FTM	FTA	PCT	OFF	DEF	REB	AST	PF	DQ	STL	BLK	PTS	AVG
93-94	28	155	17	50	.340	22	28	.786	9	13	22	11	18	0	8	3	58	2.1
94-95	8	39	3	10	.300	0	0	-----	4	8	12	1	5	0	0	0	6	0.8
TOTALS	**36**	**194**	**20**	**60**	**.333**	**22**	**28**	**.786**	**13**	**21**	**34**	**12**	**23**	**0**	**8**	**3**	**64**	**1.8**

Three-point field goals: '93-94, 2-14 (.143); '94-95, 0-1 (.000). Totals: 2-15 (.133).

PLAYOFFS	GP	MIN	FGM	FGA	PCT	FTM	FTA	PCT	OFF	DEF	REB	AST	PF	DQ	STL	BLK	PTS	AVG
1994	2	6	0	1	.000	0	0	.000	1	4	5	0	1	0	0	1	0	0.0
1995	-------DNP - INJURED--------																	

Three-point field goals: 0-0.

BLAIR RASMUSSEN

Height: 7-0 Weight: 250 Oregon '85 Born Nov. 13, 1962
Acquired: Drafted, No. 15 overall, in 1985 Departed: Traded to Atlanta on Jul. 1, 1991

YEAR	GP	MIN	FGM	FGA	PCT	FTM	FTA	PCT	OFF	DEF	REB	AST	PF	DQ	STL	BLK	PTS	AVG
85-86	48	330	31	150	.407	31	39	.795	37	60	97	16	63	0	3	10	153	3.2
86-87	74	1421	268	570	.470	169	231	.732	183	282	465	60	224	6	24	58	705	9.5
87-88	79	1779	435	884	.492	132	170	.776	130	307	437	78	241	2	22	81	1002	12.7
88-89	77	1308	257	577	.445	69	81	.852	105	182	287	49	194	2	29	41	583	7.6
89-90	81	1995	445	895	.497	111	134	.828	174	420	594	82	200	10	40	104	1001	12.4
90-91	70	2325	405	885	.458	63	93	.677	170	508	678	70	307	15	52	132	875	12.5
TOTALS	**429**	**9158**	**1841**	**3961**	**.465**	**575**	**748**	**.769**	**799**	**1759**	**2558**	**355**	**1229**	**35**	**170**	**426**	**4319**	**10.1**

Three-point field goals: '89-90, 0-1 (.000); '90-91, 2-5 (.400). Totals: 2-6 (.333).

PLAYOFFS	GP	MIN	FGM	FGA	PCT	FTM	FTA	PCT	OFF	DEF	REB	AST	PF	DQ	STL	BLK	PTS	AVG
1986	10	175	39	96	.406	33	41	.805	27	33	60	10	28	1	5	9	111	11.1
1987	3	92	22	45	.489	5	10	.500	8	15	23	7	12	0	2	2	49	16.3
1988	11	277	60	127	.472	18	20	.900	25	46	71	7	33	0	1	12	138	12.5
1989	2	4	0	0	.000	0	0	.000	0	0	0	0	1	0	0	0	0	0.0
1990	3	84	19	48	.396	9	10	.900	8	18	26	1	10	0	2	4	47	15.7
TOTALS	**29**	**632**	**140**	**316**	**.443**	**65**	**81**	**.802**	**68**	**112**	**180**	**25**	**84**	**1**	**10**	**27**	**345**	**11.9**

Three-point field goals: 0-0.

JAMES RAY

Height: 6-8 Weight: 215 Jacksonville '80 Born Jul. 27, 1957
Acquired: Drafted, No. 5 overall, in 1980 Departed: Contract expired at end of '82-83 season

YEAR	GP	MIN	FGM	FGA	PCT	FTM	FTA	PCT	OFF	DEF	REB	AST	PF	DQ	STL	BLK	PTS	AVG
80-81	18	148	15	49	.306	7	10	.700	13	24	37	11	31	0	4	4	37	2.1
81-82	40	262	51	116	.440	21	36	.583	18	47	65	26	59	0	10	16	124	3.1
82-83	45	433	70	153	.458	33	51	.647	37	89	126	39	83	2	24	19	173	3.8
TOTALS	**103**	**843**	**136**	**318**	**.428**	**61**	**97**	**.629**	**68**	**160**	**228**	**76**	**173**	**2**	**38**	**39**	**334**	**3.2**

Three-point field goals: '80-81, 0-1 (.000); '81-82, 1-1 (1.000); '82-83, 0-1 (.000). Totals: 1-3 (.333).

PLAYOFFS	GP	MIN	FGM	FGA	PCT	FTM	FTA	PCT	OFF	DEF	REB	AST	PF	DQ	STL	BLK	PTS	AVG
1982	1	2	0	0	.000	0	0	.000	0	0	0	0	1	0	0	1	0	0.0
1983	3	18	1	6	.167	1	4	.250	1	2	3	0	3	0	0	1	3	1.0
TOTALS	**4**	**20**	**1**	**6**	**.167**	**1**	**4**	**.250**	**1**	**2**	**3**	**0**	**4**	**0**	**0**	**2**	**3**	**0.8**

Three-point field goals: 0-0.

ELDRIDGE RECASNER

Height: 6-3 Weight: 190 Washington '90 Born Dec. 14, 1967
Acquired: Signed a 10-day contract on Mar. 3, 1995 Departed: Was not offered a second 10-day contract

YEAR	GP	MIN	FGM	FGA	PCT	FTM	FTA	PCT	OFF	DEF	REB	AST	PF	DQ	STL	BLK	PTS	AVG
94-95	3	13	1	6	.167	4	4	1.000	0	2	2	1	0	0	3	0	6	2.0

Three-point field goals: 0-1 (.000).

ISAIAH RIDER

Height: 6-5 Weight: 215 UNLV '93 Born Mar. 12, 1971
Acquired: Signed as a free agent on Sept. 29, 2001 Departed: Waived on Nov. 19, 2001

YEAR	GP	MIN	FGM	FGA	PCT	FTM	FTA	PCT	OFF	DEF	REB	AST	PF	DQ	STL	BLK	PTS	AVG
01-02	10	173	37	81	.457	13	17	.765	10	23	33	12	11	0	3	2	93	9.3

Three-point field goals: 6-15 (.400).

ANTHONY ROBERTS

Height: 6-5 Weight: 185 Oral Roberts '77 Born April 15, 1955
Acquired: Signed as a free agent on Aug. 9, 1977 Departed: Waived on Nov. 27, 1979
Re-Acquired: Signed for the remainder of the season on Feb. 25, 1984 Departed: Waived on Jul. 25, 1984

YEAR	GP	MIN	FGM	FGA	PCT	FTM	FTA	PCT	OFF	DEF	REB	AST	PF	DQ	STL	BLK	PTS	AVG
77-78	82	1598	311	736	.423	153	212	.722	135	216	351	105	212	1	40	7	775	9.5
78-79	63	1236	211	498	.424	76	110	.691	106	152	258	107	142	2	20	2	498	7.9
79-80	23	486	69	181	.381	39	60	.650	54	55	109	20	52	1	13	3	177	7.7
83-84	19	197	34	91	.374	13	18	.722	20	31	51	13	43	1	5	1	81	4.3
TOTALS	**187**	**3517**	**625**	**1506**	**.445**	**281**	**400**	**.702**	**315**	**454**	**769**	**245**	**449**	**5**	**78**	**13**	**1531**	**8.2**

Three-point field goals: '79-80, 0-1 (.000).

PLAYOFFS	GP	MIN	FGM	FGA	PCT	FTM	FTA	PCT	OFF	DEF	REB	AST	PF	DQ	STL	BLK	PTS	AVG
1978	13	400	86	199	.432	40	50	.300	45	63	108	30	57	3	11	6	212	16.3
1979	3	80	13	33	.394	7	11	.636	5	8	13	6	9	0	2	1	33	11.0
TOTALS	**16**	**480**	**99**	**232**	**.427**	**47**	**61**	**.770**	**50**	**71**	**121**	**36**	**66**	**3**	**13**	**7**	**245**	**15.3**

MARV ROBERTS

Height: 6-8 Weight: 220 Utah State '71 Born Jan. 29, 1950
Acquired: Drafted in the second round in 1971 Departed: Traded to Carolina in Jan. 1974

YEAR	GP	MIN	FGM	FGA	PCT	FTM	FTA	PCT	OFF	DEF	REB	AST	PF	DQ	STL	BLK	PTS	AVG
71-72	68	1047	217	533	.407	86	120	.717	121	173	294	61	150	3	-	-	521	7.7
72-73	77	1959	374	807	.463	201	253	.788	180	218	398	95	194	3	49	6	950	12.3
73-74	35	645	106	237	.447	48	62	.774	58	73	131	44	72	x	13	2	261	7.5
TOTALS	**180**	**3651**	**697**	**1577**	**.442**	**335**	**435**	**.767**	**359**	**464**	**823**	**200**	**416**	**6**	**62**	**8**	**1732**	**9.6**

Three-point field goals: '71-72, 1-4 (.250); '72-73, 1-3 (.333); '73-74, 1-1 (1.000). Totals: 3-8 (.375).

PLAYOFFS	GP	MIN	FGM	FGA	PCT	FTM	FTA	PCT	OFF	DEF	REB	AST	PF	DQ	STL	BLK	PTS	AVG
1972	3	20	2	7	.286	2	2	1.000	1	1	2	0	1	0	-	-	6	2.0
1973	2	24	4	8	.500	2	2	1.000	0	3	3	1	5	0	0	0	10	5.0
TOTALS	**5**	**44**	**6**	**15**	**.400**	**4**	**4**	**1.000**	**1**	**4**	**5**	**1**	**6**	**0**	**0**	**0**	**16**	**3.2**

Three-point field goals: '71-72, 0-1 (.000).

DAVE ROBISCH

Height: 6-10 Weight: 240 Kansas '71 Born Dec. 22, 1949
Acquired: Drafted in the second round in 1971 Departed: Traded to Baltimore in 1975
Re-Acquired: By trade from Cleveland on Oct. 31, 1980 Departed: Waived on Dec. 13, 1983

YEAR	GP	MIN	FGM	FGA	PCT	FTM	FTA	PCT	OFF	DEF	REB	AST	PF	DQ	STL	BLK	PTS	AVG
71-72	84	2420	505	1133	.446	294	419	.702	287	517	804	201	251	6	-	-	1304	15.5
72-73	83	2647	521	1009	.516	309	409	.756	248	496	744	170	271	8	46	61	1351	16.3
73-74	84	2469	449	950	.473	318	411	.774	217	491	708	152	225	x	45	66	1216	14.5
74-75	84	1899	392	778	.504	304	346	.879	161	342	503	153	205	x	46	48	1088	13.0
80-81	73	1744	293	642	.456	200	247	.810	157	342	499	173	173	0	37	34	757	10.2
81-82	12	257	48	106	.453	48	55	.873	14	49	63	32	29	0	3	4	144	12.0
82-83	61	711	96	251	.382	92	118	.780	34	117	151	53	61	0	10	9	284	4.7
83-84	19	141	13	40	.325	11	13	.846	1	20	21	13	13	0	0	1	37	1.9
TOTALS	**500**	**11988**	**2317**	**4909**	**.472**	**1576**	**2018**	**.781**	**1119**	**2374**	**3493**	**947**	**1228**	**14**	**187**	**223**	**6181**	**12.7**

Three-point field goals: '71-72, 0-5 (.000); '72-73, 0-1 (.000); '74-75, 0-1 (.000); '82-83 0-1 (.000);. Totals: 0-8 (.000).

PLAYOFFS	GP	MIN	FGM	FGA	PCT	FTM	FTA	PCT	OFF	DEF	REB	AST	PF	DQ	STL	BLK	PTS	AVG
1972	7	288	50	138	.362	37	52	.712	32	67	99	15	25	0	-	-	137	19.6
1973	5	184	40	85	.471	21	31	.677	30	38	68	8	21	1	3	1	101	20.2
1975	13	354	73	151	.483	46	53	.868	27	48	75	22	31	x	11	8	192	14.8
1983	3	22	1	7	.143	0	2	.000	3	6	9	1	2	0	0	1	2	0.7
TOTALS	**28**	**848**	**164**	**381**	**.430**	**104**	**138**	**.754**	**92**	**159**	**251**	**46**	**79**	**1**	**14**	**10**	**432**	**15.4**

Three-point field goals: 0-0.

JOHN ROCHE

Height: 6-3 Weight: 170 South Carolina '71 Born Sept. 26, 1949
Acquired: Signed as a free agent on Jul. 27, 1979 Departed: Retired at end of '81-82 season

YEAR	GP	MIN	FGM	FGA	PCT	FTM	FTA	PCT	OFF	DEF	REB	AST	PF	DQ	STL	BLK	PTS	AVG
79-80	82	2286	354	741	.478	175	202	.866	24	91	115	405	139	0	82	12	932	11.4
80-81	26	611	82	179	.458	58	77	.753	5	32	37	140	44	0	17	8	231	8.9
81-82	39	501	68	150	.453	28	38	.737	4	19	23	89	40	0	15	2	187	4.8
TOTALS	**147**	**3398**	**504**	**1070**	**.471**	**261**	**317**	**.823**	**33**	**142**	**175**	**634**	**223**	**0**	**114**	**22**	**1350**	**9.2**

Three-point field goals: '79-80, 49-129(.380); '80-81, 9-27 (.333); '81-82; 23-52 (.442). Totals: 81-208 (.389).

RODNEY ROGERS

Height: 6-7 Weight: 255 Wake Forest '94 Born Jun. 20, 1971
Acquired: Drafted, No. 9 overall, in 1993 Departed: Traded to L.A. Clippers on Jun. 28, 1995

YEAR	GP	MIN	FGM	FGA	PCT	FTM	FTA	PCT	OFF	DEF	REB	AST	PF	DQ	STL	BLK	PTS	AVG
93-94	79	1406	239	545	439	127	189	.672	90	136	226	101	195	3	63	48	640	8.1
94-95	80	2142	375	769	.488	179	275	.651	132	253	385	161	281	7	95	46	979	12.2
TOTALS	**159**	**3548**	**614**	**1314**	**.467**	**306**	**464**	**.659**	**222**	**389**	**611**	**262**	**476**	**10**	**158**	**94**	**1619**	**10.2**

Three-point field goals: '93-94, 35-92, (.380); '94-95, 50-148 (.338). Totals: 85-240 (.354).

PLAYOFFS	GP	MIN	FGM	FGA	PCT	FTM	FTA	PCT	OFF	DEF	REB	AST	PF	DQ	STL	BLK	PTS	AVG
1994	12	190	19	49	.388	17	27	.630	8	13	21	16	25	0	7	6	61	5.1
1995	3	76	12	22	.545	1	4	.250	1	11	12	5	13	1	3	4	26	8.7
TOTALS	**15**	**266**	**31**	**71**	**.437**	**18**	**31**	**.581**	**9**	**24**	**33**	**21**	**38**	**1**	**10**	**10**	**87**	**5.8**

Three-point field goals: '93-94, 6-19 (.315); '94-95, 1-4 (.250). Totals: 7-23 (.304).

ROY ROGERS

Height: 6-10 Weight: 235 Alabama '96 Born: Aug. 18, 1973
Acquired: Signed as a free agent on Oct. 1, 1999 Departed: Contract expired at end of '99-00 season

YEAR	GP	MIN	FGM	FGA	PCT	FTM	FTA	PCT	OFF	DEF	REB	AST	PF	DQ	STL	BLK	PTS	AVG
99-00	40	355	35	88	.398	19	41	.463	33	47	80	9	36	0	2	38	89	2.2

Three-point field goals: 0-0.

WILLIE ROGERS

Height: 6-3 Weight: 195 Oklahoma '68 Born Sept. 11, 1945

YEAR	GP	MIN	FGM	FGA	PCT	FTM	FTA	PCT	OFF	DEF	REB	AST	PF	DQ	STL	BLK	PTS	AVG
68-69	40	294	27	80	.338	31	52	.596	17	30	47	16	51	1	-	-	85	2.1

Three-point field goals: 0-3 (.000).

JALEN ROSE

Height: 6-8 Weight: 210 Michigan '95 Born Jan. 30, 1973
Acquired: Drafted, No. 13 overall, in 1994 Departed: Traded to Indiana on Jun. 13, 1996

YEAR	GP	MIN	FGM	FGA	PCT	FTM	FTA	PCT	OFF	DEF	REB	AST	PF	DQ	STL	BLK	PTS	AVG
94-95	81	1798	227	500	.454	173	234	.739	57	160	217	389	206	0	65	22	663	8.2
95-96	80	2134	290	604	.480	191	277	.690	46	214	260	495	229	3	53	39	803	10.0
TOTALS	**161**	**3932**	**517**	**1104**	**.468**	**364**	**511**	**.712**	**103**	**374**	**477**	**884**	**435**	**3**	**118**	**61**	**1466**	**9.1**

Three-point field goals: '94-95, 36-114 (.316); '95-96, 32-108 (.296). Totals: 68-222 (.306).

PLAYOFFS	GP	MIN	FGM	FGA	PCT	FTM	FTA	PCT	OFF	DEF	REB	AST	PF	DQ	STL	BLK	PTS	AVG
1995	3	99	13	28	.464	3	5	.600	4	7	11	18	9	0	3	2	30	10.0

Three-point field goals: 1-4 (.250).

BRYON RUSSELL

Height: 6-7 Weight: 225 Long Beach State '93 Born Dec. 31, 1970
Acquired: Signed as a free agent on Oct. 5, 2005 Departed: Traded to Seattle on Feb. 23, 2006

YEAR	GP	MIN	FGM	FGA	PCT	FTM	FTA	PCT	OFF	DEF	REB	AST	PF	DQ	STL	BLK	PTS	AVG
04-05	70	1026	95	252	.377	61	77	.792	50	122	172	72	130	0	44	11	307	4.4
05-06	1	3	0	0	---	0	0	---	0	1	1	1	0	0	0	0	0	0.0
TOTALS	**71**	**1029**	**95**	**252**	**.377**	**61**	**77**	**.792**	**50**	**123**	**173**	**73**	**130**	**0**	**44**	**11**	**307**	**4.4**

Three-point field goals: '04-05, 56-149 (.376); '05-06, 0-0 (---). Totals: 56-149 (.376).

PLAYOFFS	GP	MIN	FGM	FGA	PCT	FTM	FTA	PCT	OFF	DEF	REB	AST	PF	DQ	STL	BLK	PTS	AVG
2005	3	9	0	1	.000	3	3	1.000	0	0	0	0	0	0	0	0	3	1.0

Three-point field goals: 1-4 (.250).

CHEIKH SAMB

Height: 7-1 Weight: 245 Senegal Born: Oct. 22, 1984
Acquired: By trade from Detroit on Nov. 3, 2008 Departed: By trade to L.A. Clippers on Jan. 5, 2009

YEAR	GP	MIN	FGM	FGA	PCT	FTM	FTA	PCT	OFF	DEF	REB	AST	PF	DQ	STL	BLK	PTS	AVG
08-09	6	24	2	13	.154	0	0	---	2	7	9	1	4	0	2	5	4	0.7

Three-point field goals: 0-1 (.000).

JAMAL SAMPSON

Height: 6-11 Weight: 235 California Born May 15, 1983
Acquired: Signed as a free agent on Jul. 28, 2006 Departed: Contract expired at end of '06-07 season

YEAR	GP	MIN	FGM	FGA	PCT	FTM	FTA	PCT	OFF	DEF	REB	AST	PF	DQ	STL	BLK	PTS	AVG
06-07	22	125	9	14	.643	6	14	.429	15	33	48	5	17	0	2	7	24	1.1

Three-point field goals: 0-0.

KENNY SATTERFIELD

Height: 6-2 Weight: 170 Cincinnati '03 Born Apr. 10, 1981
Acquired: By trade from Dallas on Sept. 24, 2001 Departed: Waived on Dec. 18, 2002

YEAR	GP	MIN	FGM	FGA	PCT	FTM	FTA	PCT	OFF	DEF	REB	AST	PF	DQ	STL	BLK	PTS	AVG
01-02	36	560	73	199	.367	36	46	.783	17	35	52	108	43	0	31	1	189	5.3
02-03	22	420	51	165	.309	16	23	.696	12	23	35	53	30	0	18	2	123	5.6
TOTALS	**58**	**980**	**124**	**364**	**.341**	**52**	**69**	**.754**	**29**	**58**	**87**	**161**	**73**	**0**	**49**	**3**	**312**	**5.4**

Three-point field goals: '01-02, 7-27 (.259); '02-03, 5-28 (.179). Totals: 12-55 (.218).

PREDRAG SAVOVIC

Height: 6-6 Weight: 225 Hawaii '02 Born: May 21, 1976
Acquired: Signed as a free agent on July 18, 2002 Departed: Waived on Aug. 4, 2003

YEAR	GP	MIN	FGM	FGA	PCT	FTM	FTA	PCT	OFF	DEF	REB	AST	PF	DQ	STL	BLK	PTS	AVG
02-03	27	256	29	93	.312	21	29	.724	9	16	25	22	33	0	14	1	83	3.1

Three-point field goals: 4-26 (.154).

DAN SCHAYES

Height: 6-11 Weight: 245 Syracuse '81 Born May 10, 1959
Acquired: By trade from Utah on Feb. 7, 1982 Departed: Traded to Milwaukee on Aug. 1, 1990

YEAR	GP	MIN	FGM	FGA	PCT	FTM	FTA	PCT	OFF	DEF	REB	AST	PF	DQ	STL	BLK	PTS	AVG
82-83	32	646	111	235	.472	71	100	.710	63	123	186	40	109	1	15	58	293	9.2
83-84	82	1420	183	371	.493	215	272	.790	145	288	433	91	308	5	32	60	581	7.1
84-85	56	542	60	129	.465	79	97	.814	48	96	144	38	98	2	20	25	199	3.6
85-86	80	1654	221	440	.502	216	278	.777	154	285	439	79	298	7	42	63	658	8.2
86-87	76	1556	210	405	.519	229	294	.779	120	260	380	85	266	5	20	74	649	8.5
87-88	81	2166	361	668	.540	407	487	.836	200	462	662	106	323	9	62	92	1129	13.9
88-89	76	1918	317	607	.522	332	402	.826	142	358	500	105	320	8	42	81	969	12.8
89-90	53	1194	163	330	.494	225	264	.852	117	225	342	61	200	7	41	45	551	10.4
TOTALS	**536**	**11096**	**1626**	**3185**	**.511**	**1774**	**2194**	**.809**	**989**	**2097**	**3086**	**605**	**1922**	**44**	**274**	**498**	**5029**	**9.4**

Three-point field goals: '82-83, 0-1 (.000); '83-84, 0-2 (.000); '85-86, 0-1 (.000); '87-88, 0-2 (.000); '88-89, 3-9 (.333); '89-90, 0-4 (.000). Totals: 3-19 (.159).

PLAYOFFS	GP	MIN	FGM	FGA	PCT	FTM	FTA	PCT	OFF	DEF	REB	AST	PF	DQ	STL	BLK	PTS	AVG
1983	8	163	21	43	.488	15	15	1.000	11	29	40	14	25	0	2	5	57	7.1
1984	5	81	11	18	.611	6	8	.750	3	21	24	4	20	0	4	3	28	5.6
1985	9	118	11	26	.423	14	20	.700	8	22	30	12	22	0	3	4	36	4.0
1986	10	295	46	86	.535	24	30	.800	34	48	82	9	37	1	4	17	116	11.6
1987	3	75	12	17	.706	6	9	.667	6	11	17	2	10	0	1	2	30	10.0
1988	11	314	55	88	.625	70	83	.843	30	49	79	18	46	1	3	10	180	16.4
1989	2	36	1	7	.143	6	8	.750	2	9	11	1	4	0	1	1	8	4.0
TOTALS	**48**	**1082**	**157**	**285**	**.551**	**141**	**175**	**.806**	**94**	**189**	**283**	**60**	**162**	**2**	**18**	**42**	**455**	**9.5**

Three-point field goals: 0-0.

STEVE SCHEFFLER

Height: 6-9 Weight: 250 Purdue '90 Born Sept. 3, 1967
Acquired: Signed for the remainder of the season on Mar. 31, 1992 Departed: Contract expired at end of '91-92 season

YEAR	GP	MIN	FGM	FGA	PCT	FTM	FTA	PCT	OFF	DEF	REB	AST	PF	DQ	STL	BLK	PTS	AVG
91-92	7	46	4	7	.571	4	6	.667	8	3	11	0	8	0	3	0	12	1.7

Three-point field goals: 0-0.

CHARLES SCOTT

Height: 6-6 Weight: 175 North Carolina '71 Born Dec. 15, 1948
Acquired: By trade from Los Angeles on Jun. 26, 1978 Departed: Contract expired at end of '79-80 season

YEAR	GP	MIN	FGM	FGA	PCT	FTM	FTA	PCT	OFF	DEF	REB	AST	PF	DQ	STL	BLK	PTS	AVG
78-79	79	2617	393	854	.460	161	215	.749	54	156	210	428	284	12	78	30	947	12.0
79-80	69	1860	276	688	.401	85	118	.720	51	115	166	250	197	3	47	23	639	9.3
TOTALS	**148**	**4477**	**669**	**1542**	**.434**	**246**	**333**	**.739**	**105**	**271**	**376**	**678**	**481**	**15**	**125**	**53**	**1586**	**10.7**

Three-point field goals: '79-80, 2-11 (.182).

PLAYOFFS	GP	MIN	FGM	FGA	PCT	FTM	FTA	PCT	OFF	DEF	REB	AST	PF	DQ	STL	BLK	PTS	AVG
1979	3	104	20	42	.476	8	14	.571	2	12	14	10	11	0	2	2	48	16.0

SHAWNELLE SCOTT

Height: 6-11 Weight: 250 St. John's '94 Born Jun. 16, 1972
Acquired: Signed as a free agent on Oct. 13, 2001 Departed: Waived on Jan. 6, 2002

YEAR	GP	MIN	FGM	FGA	PCT	FTM	FTA	PCT	OFF	DEF	REB	AST	PF	DQ	STL	BLK	PTS	AVG
01-02	21	252	37	75	.493	8	20	.400	53	50	103	8	49	0	3	6	82	3.9

Three-point field goals: 0-0.

DON SIDLE

Height: 6-9 Weight: 215 Oklahoma '68 Born Jun. 21, 1946
Acquired: By trade from Miami in Jun. 1970 Departed: Traded to Indiana in Feb. 1971

YEAR	GP	MIN	FGM	FGA	PCT	FTM	FTA	PCT	OFF	DEF	REB	AST	PF	DQ	STL	BLK	PTS	AVG
70-71	54	1623	339	694	.488	192	257	.747	213	275	488	66	167	0	-	-	870	16.1

Three-point field goals: 0-5 (.000).

PAUL SILAS

Height: 6-7 Weight: 220 Creighton '63 Born Jul. 12, 1943
Acquired: By trade from Boston on Oct. 20, 1976 Departed: Traded to Seattle on May 24, 1977

YEAR	GP	MIN	FGM	FGA	PCT	FTM	FTA	PCT	OFF	DEF	REB	AST	PF	DQ	STL	BLK	PTS	AVG
76-77	81	1959	206	572	.360	170	255	.667	236	370	606	132	183	0	58	23	582	7.2

PLAYOFFS	GP	MIN	FGM	FGA	PCT	FTM	FTA	PCT	OFF	DEF	REB	AST	PF	DQ	STL	BLK	PTS	AVG
1977	6	141	14	33	.424	13	24	.542	16	24	40	16	23	1	1	4	41	6.8

GRANT SIMMONS

Height: 6-3 Weight: 190 Nebraska '66 Born Mar. 7, 1943

YEAR	GP	MIN	FGM	FGA	PCT	FTM	FTA	PCT	OFF	DEF	REB	AST	PF	DQ	STL	BLK	PTS	AVG
67-68	78	2264	292	688	.424	208	295	.705	-	-	240	182	236	3	-	-	793	10.2
68-69	17	252	22	59	.373	20	29	.690	6	20	26	15	42	2	-	-	65	3.8
TOTALS	**95**	**2516**	**314**	**747**	**.420**	**228**	**324**	**.704**	**-**	**-**	**266**	**197**	**278**	**5**	**-**	**-**	**858**	**9.0**

Three-point field goals: '67-68, 1-22 (.045); '68-69, 1-2 (.500). Totals: 2-24 (.083).

PLAYOFFS	GP	MIN	FGM	FGA	PCT	FTM	FTA	PCT	OFF	DEF	REB	AST	PF	DQ	STL	BLK	PTS	AVG
1968	5	145	13	36	.361	12	16	.750	-	-	22	15	20	1	-	-	38	7.6
1969	2	9	0	1	.000	0	0	---	0	0	0	0	1	0	-	-	0	0.0
TOTALS	**7**	**154**	**13**	**37**	**.351**	**12**	**16**	**.750**	**-**	**-**	**22**	**15**	**21**	**1**	**-**	**-**	**38**	**5.4**

Three-point field goals: 1968, 0-1 (.000).

RALPH SIMPSON

Height: 6-5 Weight: 200 Michigan State '70 Born Aug. 10, 1949
Acquired: Drafted in the first round in 1971 Departed: Traded to Detroit on Oct. 20, 1976
Re-Acquired: By trade from Detroit on Feb. 1, 1978 Departed: Traded to Philadelphia on Aug. 16, 1978

YEAR	GP	MIN	FGM	FGA	PCT	FTM	FTA	PCT	OFF	DEF	REB	AST	PF	DQ	STL	BLK	PTS	AVG
70-71	81	1820	460	1108	.415	215	285	.754	125	106	231	168	152	1	-	-	1152	14.2
71-72	84	3006	920	2000	.460	457	568	.805	171	227	398	258	244	3	-	-	2300	27.4
72-73	81	2589	732	1670	.438	421	556	.757	140	231	371	222	241	2	127	11	1890	23.3
73-74	75	2244	597	1395	.428	208	276	.754	113	213	326	191	190	x	103	12	1404	18.7
74-75	82	2863	694	1374	.505	303	402	.754	108	283	391	442	214	x	166	19	1692	20.6
75-76	84	3121	619	1211	.511	273	350	.780	121	333	454	597	183	x	153	23	1515	18.0
77-78	32	584	73	230	.317	31	40	.775	26	49	75	72	42	0	43	4	177	4.4
TOTALS	**519**	**16227**	**4095**	**8988**	**.456**	**1908**	**2477**	**.770**	**804**	**1442**	**2246**	**1950**	**1266**	**6**	**592**	**69**	**10130**	**19.5**

Three-point field goals: '70-71, 17-60 (.283); '71-72, 3-22 (.136); '72-73, 5-24 (.208); '73-74, 2-24 (.083); '74-75, 1-12 (.083); '75-76, 4-24 (.167). Totals: 32-166 (.193).

PLAYOFFS	GP	MIN	FGM	FGA	PCT	FTM	FTA	PCT	OFF	DEF	REB	AST	PF	DQ	STL	BLK	PTS	AVG
1972	7	291	70	162	.432	47	57	.825	14	17	31	24	21	0	-	-	187	26.7
1973	5	197	51	138	.370	28	37	.757	8	16	24	14	20	1	3	1	132	26.4
1975	13	471	102	241	.477	53	68	.779	18	47	67	74	30	x	22	3	258	19.9
1976	13	542	99	217	.456	58	64	.906	17	44	61	73	33	x	21	4	257	19.8
1978	13	225	43	95	.453	16	23	.696	5	14	19	38	20	0	4	2	102	7.8
TOTALS	**51**	**1546**	**365**	**826**	**.442**	**202**	**249**	**.811**	**62**	**138**	**200**	**223**	**124**	**1**	**50**	**10**	**936**	**18.4**

Three-point field goals: 1972, 0-2 (.000); 1973, 2-6 (.333); 1975, 1-6 (.167); 1976, 1-2 (.500). Totals: 4-16 (.250).

REGGIE SLATER

Height: 6-7 Weight: 250 Wyoming '92 Born Aug. 27, 1970
Acquired: Signed as a free agent on Aug. 2, 1994 Departed: Selected by Vancouver in 1995 Expansion Draft
Re-Acquired: Signed as a free agent on Dec. 26, 1995 Departed: Waived on Jan. 5, 1996

YEAR	GP	MIN	FGM	FGA	PCT	FTM	FTA	PCT	OFF	DEF	REB	AST	PF	DQ	STL	BLK	PTS	AVG
94-95	25	236	40	81	.494	40	55	.727	21	36	57	12	47	0	7	3	120	4.8
95-96	4	26	6	11	.545	2	5	.400	3	4	7	2	4	0	1	1	14	3.5
TOTALS	**29**	**262**	**46**	**92**	**.500**	**42**	**60**	**.700**	**24**	**40**	**64**	**14**	**51**	**0**	**8**	**4**	**134**	**4.6**

Three-point field goals: 0-0.

AL SMITH

Height: 6-1 Weight: 195 Bradley '71 Born Jan. 15, 1947
Acquired: Drafted in the fourth round in 1971 Departed: Traded to Utah on Sept. 18, 1974

YEAR	GP	MIN	FGM	FGA	PCT	FTM	FTA	PCT	OFF	DEF	REB	AST	PF	DQ	STL	BLK	PTS	AVG
71-72	83	1764	292	675	.433	153	211	.725	85	141	226	249	244	4	-	-	769	9.3
72-73	83	2343	315	767	.411	272	352	.773	68	146	214	477	295	7	74	11	919	11.1
73-74	76	2435	311	779	.399	187	242	.773	56	185	241	619	257	x	100	7	831	10.9
TOTALS	**242**	**6542**	**918**	**2221**	**.413**	**612**	**805**	**.760**	**209**	**472**	**681**	**1345**	**796**	**11**	**174**	**18**	**2519**	**10.4**

Three-point field goals: '71-72, 32-107 (.299); '72-73, 17-90 (.189); '73-74, 22-72 (.306). Totals: 71-269 (.264).

AL SMITH (CONT.)

PLAYOFFS	GP	MIN	FGM	FGA	PCT	FTM	FTA	PCT	OFF	DEF	REB	AST	PF	DQ	STL	BLK	PTS	AVG
1972	7	99	12	27	.444	4	5	.800	3	15	18	7	14	0	-	-	30	4.3
1973	5	185	15	54	.278	18	20	.900	10	15	25	26	17	0	4	0	48	9.6
TOTALS	**12**	**284**	**27**	**81**	**.333**	**22**	**25**	**.880**	**13**	**30**	**43**	**33**	**31**	**0**	**4**	**0**	**78**	**6.5**

Three-point field goals: 1972, 2-3 (.667); 1973, 0-2 (.000). Totals: 2-5 (.400).

CHARLES SMITH

Height: 6-4 Weight: 200 New Mexico '97 Born Aug. 22, 1975
Acquired: By trade from Portland on Feb. 23, 2006 Departed: Waived on Mar. 1, 2006

YEAR	GP	MIN	FGM	FGA	PCT	FTM	FTA	PCT	OFF	DEF	REB	AST	PF	DQ	STL	BLK	PTS	AVG
05-06	1	2	0	1	.000	0	0	---	0	0	0	0	1	0	0	0	0	0.0

Three-point field goals: 0-1 (.000).

J.R. SMITH

Height: 6-6 Weight: 220 St. Benedict's Prep (New Jersey) '04 Born Sept. 8, 19485
Acquired: By trade from Chicago on July 20, 2006 Departed: Contract expired at end of 2010-11 season

YEAR	GP	MIN	FGM	FGA	PCT	FTM	FTA	PCT	OFF	DEF	REB	AST	PF	DQ	STL	BLK	PTS	AVG
06-07	63	1471	284	644	.441	102	126	.810	30	113	143	91	147	1	49	9	819	13.0
07-08	74	1420	311	674	.461	128	178	.719	43	109	152	128	144	0	62	12	907	12.3
08-09	81	2244	424	950	.446	205	272	.754	43	254	297	227	190	1	78	14	1233	15.2
09-10	75	2081	428	1033	.414	142	201	.706	28	206	234	183	174	1	99	20	1156	15.4
10-11	79	1967	341	784	.435	163	221	.738	45	277	322	175	173	0	92	16	969	12.3
TOTALS	**372**	**9183**	**1788**	**4085**	**.438**	**740**	**998**	**.741**	**189**	**959**	**1148**	**804**	**828**	**3**	**380**	**71**	**5084**	**13.7**

Three-point field goals: '06-07, 149-382 (.390); '07-08, 157-390 (.403); '08-09, 180-453 (.397); '09-10, 158-467 (.338); '10-11, 124-318 (.390). Totals: 768-2010 (.382).

PLAYOFFS	GP	MIN	FGM	FGA	PCT	FTM	FTA	PCT	OFF	DEF	REB	AST	PF	DQ	STL	BLK	PTS	AVG
2007	4	46	6	22	.273	6	6	1.000	1	8	9	2	6	0	4	1	18	4.5
2008	4	107	23	43	.535	7	22	.833	1	6	7	7	12	1	4	0	73	18.3
2009	16	434	88	194	.454	25	46	.543	11	42	53	45	26	0	17	4	239	14.9
2010	6	159	21	57	.368	14	16	.875	5	18	23	10	17	0	4	2	67	11.2
2011	5	76	16	45	.356	8	11	.727	1	9	10	5	8	0	2	0	49	9.8
TOTALS	**35**	**825**	**154**	**361**	**.427**	**73**	**103**	**.709**	**19**	**83**	**102**	**69**	**94**	**1**	**31**	**7**	**446**	**12.7**

Three-point field goals: 2007, 0-12 (.000); 2008, 7-22 (.318); 2009, 38-106 (.358); 2010, 11-31 (.355); 2011, 9-21 (.429). Totals: 65-192 (.339).

JOE SMITH

Height: 6-10 Weight: 225 Maryland '95 Born Jul. 26, 1975
Acquired: By trade from Milwaukee on Aug. 10, 2006 Departed: Traded to Philadelphia on Dec. 19, 2006

YEAR	GP	MIN	FGM	FGA	PCT	FTM	FTA	PCT	OFF	DEF	REB	AST	PF	DQ	STL	BLK	PTS	AVG
06-07	11	148	23	48	.479	10	12	.833	13	27	40	3	23	0	6	7	56	5.1

Three-point field goals: 0-1 (.000).

KENNY SMITH

Height: 6-3 Weight: 179 North Carolina '87 Born Mar. 8, 1965
Acquired: Signed for the remainder of the season on Mar. 3, 1997 Departed: Contract expired at end of '96-97 season

YEAR	GP	MIN	FGM	FGA	PCT	FTM	FTA	PCT	OFF	DEF	REB	AST	PF	DQ	STL	BLK	PTS	AVG
96-97	33	654	87	206	.422	35	41	.854	3	34	37	102	25	0	18	0	260	7.9

Three-point field goals: 51-120 (.425).

OTIS SMITH

Height: 6-5 Weight: 210 Jacksonville '86 Born Jan. 30, 1964
Acquired: Drafted, No. 41 overall, in 1986 Departed: Traded to Golden State on Dec. 2, 1987

YEAR	GP	MIN	FGM	FGA	PCT	FTM	FTA	PCT	OFF	DEF	REB	AST	PF	DQ	STL	BLK	PTS	AVG
86-87	28	168	33	79	.418	12	21	.571	17	17	34	22	30	0	1	1	78	2.8
87-88	15	191	37	93	.398	21	28	.750	16	14	30	11	23	0	5	6	95	6.3
TOTALS	**43**	**359**	**70**	**172**	**.406**	**33**	**49**	**.673**	**33**	**31**	**64**	**33**	**53**	**0**	**6**	**7**	**173**	**4.0**

Three-point field goals: '86-87, 0-2 (.000).

PLAYOFFS	GP	MIN	FGM	FGA	PCT	FTM	FTA	PCT	OFF	DEF	REB	AST	PF	DQ	STL	BLK	PTS	AVG
1987	3	19	2	6	.333	6	9	.667	1	4	5	4	1	0	0	2	10	3.3

Three-point field goals: 0-0.

ROBERT SMITH

Height: 5-11 Weight: 165 UNLV '77 Born Mar. 10, 1955
Acquired: Signed as a free agent on Aug. 11, 1977 Departed: Waived on Jan. 30, 1978
Re-Acquired: Re-Signed on Feb. 8, 1978 Departed: Traded to Utah on Oct. 9, 1979

YEAR	GP	MIN	FGM	FGA	PCT	FTM	FTA	PCT	OFF	DEF	REB	AST	PF	DQ	STL	BLK	PTS	AVG
77-78	45	378	50	97	.515	21	24	.875	6	30	36	39	52	0	18	3	121	2.7
78-79	82	1479	184	436	.422	159	180	.883	41	105	146	208	165	1	58	13	527	6.4
TOTALS	**127**	**1857**	**234**	**533**	**.439**	**180**	**204**	**.882**	**47**	**135**	**182**	**247**	**217**	**1**	**76**	**16**	**648**	**5.1**

ROBERT SMITH (CONT.)

PLAYOFFS	GP	MIN	FGM	FGA	PCT	FTM	FTA	PCT	OFF	DEF	REB	AST	PF	DQ	STL	BLK	PTS	AVG
1978	11	96	17	26	.654	5	7	.714	5	4	9	17	13	0	6	0	39	3.5
1979	3	25	0	7	.000	2	2	1.000	1	1	2	4	2	0	2	0	2	0.7
TOTALS	**14**	**121**	**17**	**33**	**.515**	**7**	**9**	**.778**	**5**	**5**	**11**	**21**	**15**	**0**	**8**	**0**	**41**	**2.9**

ELMORE SPENCER

Height: 7-0 Weight: 270 UNLV '92 Born Dec. 6, 1969
Acquired: By trade from L.A. Clippers on Sept. 19, 1995 Departed: Waived on Dec. 12, 1995

YEAR	GP	MIN	FGM	FGA	PCT	FTM	FTA	PCT	OFF	DEF	REB	AST	PF	DQ	STL	BLK	PTS	AVG
95-96	6	21	0	1	.000	0	0	----	1	3	4	0	8	1	0	3	0	0.0

Three-point field goals: 0-0.

BRYANT STITH

Height: 6-5 Weight: 210 Virginia '92 Born Dec. 10, 1970
Acquired: Drafted, No. 13 overall, in 1992 Departed: Traded to Boston on Oct. 16, 2000

YEAR	GP	MIN	FGM	FGA	PCT	FTM	FTA	PCT	OFF	DEF	REB	AST	PF	DQ	STL	BLK	PTS	AVG
92-93	39	865	124	278	.446	99	119	.832	39	85	124	49	82	0	24	5	347	8.9
93-94	82	2853	365	811	.450	291	351	.829	119	230	349	199	165	0	116	18	1023	12.5
94-95	81	2329	312	661	.472	267	324	.824	95	173	268	153	142	0	91	18	911	11.2
95-96	82	2810	379	911	.416	320	379	.844	125	275	400	241	187	3	114	16	1119	13.6
96-97	52	1788	251	603	.416	202	234	.863	74	143	217	133	119	1	60	20	774	14.9
97-98	31	718	75	225	.333	75	86	.872	15	50	65	50	52	0	21	8	235	7.6
98-99	46	1194	114	290	.393	61	71	.859	30	77	107	82	65	0	28	15	320	7.0
99-00	45	691	86	189	.455	64	77	.831	23	61	84	61	56	0	18	12	253	5.6
TOTALS	**458**	**13248**	**1706**	**3968**	**.430**	**1379**	**1641**	**.840**	**520**	**1094**	**1614**	**968**	**868**	**4**	**472**	**110**	**4982**	**10.9**

Three-point field goals: '92-93, 0-4 (.000); '93-94, 2-9 (.222); '94-95, 20-68 (.294); '95-96, 41-148 (.277); '96-97, 70-182 (.385); '97-98, 10-48 (.208); '98-99, 31-106 (.292); '99-00, 7-56 (.304). Totals: 191-621 (.308).

PLAYOFFS	GP	MIN	FGM	FGA	PCT	FTM	FTA	PCT	OFF	DEF	REB	AST	PF	DQ	STL	BLK	PTS	AVG
1994	12	413	43	102	.422	50	60	.833	23	33	56	26	23	0	11	2	136	11.3
1995	3	85	17	32	.531	15	19	.789	3	6	9	7	7	0	1	1	50	16.7
TOTALS	**15**	**498**	**60**	**134**	**.448**	**65**	**79**	**.823**	**26**	**39**	**65**	**33**	**30**	**0**	**12**	**3**	**186**	**12.4**

Three-point field goals: 1994, 0-1 (.000); 1995, 1-6 (.167). Totals: 1-7 (.143).

MARK STRICKLAND

Height: 6-10 Weight: 220 Temple '92 Born Jul. 14, 1970
Acquired: By trade from Miami on Jun. 27, 2000 Departed: Waived on Mar. 22, 2001

YEAR	GP	MIN	FGM	FGA	PCT	FTM	FTA	PCT	OFF	DEF	REB	AST	PF	DQ	STL	BLK	PTS	AVG
00-01	46	517	82	185	.443	37	59	.627	43	77	120	17	58	0	12	19	201	4.4

Three-point field goals: 0-1 (.000).

LEVERN TART

Height: 6-3 Weight: 196 Bradley '64 Born Jun. 1, 1942
Acquired: By trade from Houston on Feb. 12, 1969 Departed: Sold to New York on Jun. 26, 1969

YEAR	GP	MIN	FGM	FGA	PCT	FTM	FTA	PCT	OFF	DEF	REB	AST	PF	DQ	STL	BLK	PTS	AVG
68-69	20	345	56	159	.352	42	56	.750	25	26	51	44	40	1	-	-	154	7.7

Three-point field goals: 0-2 (.000).

BRIAN TAYLOR

Height: 6-2 Weight: 185 Princeton '73 Born Jun. 9, 1951
Acquired: By trade from Kansas City on May 25, 1977 Departed: Left team on Jan. 16, 1978

YEAR	GP	MIN	FGM	FGA	PCT	FTM	FTA	PCT	OFF	DEF	REB	AST	PF	DQ	STL	BLK	PTS	AVG
77-78	39	1222	182	403	.452	88	115	.765	30	68	98	132	120	1	71	9	452	11.6

JOHNNY TAYLOR

Height: 6-9 Weight: 220 Tennessee-Chattanooga '97 Born Jun. 4, 1974
Acquired: By trade from Orlando on Jan. 21, 1999 Departed: Traded to Orlando on Feb. 1, 2000

YEAR	GP	MIN	FGM	FGA	PCT	FTM	FTA	PCT	OFF	DEF	REB	AST	PF	DQ	STL	BLK	PTS	AVG
98-99	36	724	82	198	.414	17	23	.739	30	71	101	24	97	1	28	17	207	5.8
99-00	1	5	0	2	.000	0	0	----	0	1	1	0	1	0	0	0	0	0.0
TOTALS	**37**	**729**	**82**	**200**	**.410**	**17**	**23**	**.739**	**30**	**72**	**102**	**24**	**98**	**1**	**28**	**17**	**207**	**5.8**

Three-point field goals: '98-99, 26-68 (.382); '99-00, 0-0. Totals: 26-68 (.382).

ROLAND "FATTY" TAYLOR

Height: 6-0 Weight: 175 LaSalle '69 Born Mar. 13, 1946
Departed: Traded to Virginia in 1975
Re-Acquired: By trade from Philadelphia on Aug. 5, 1976 Departed: Waived on Oct. 17, 1977

YEAR	GP	MIN	FGM	FGA	PCT	FTM	FTA	PCT	OFF	DEF	REB	AST	PF	DQ	STL	BLK	PTS	AVG
74-75	76	2018	251	586	.428	129	172	.750	85	136	221	337	238	x	172	16	637	8.4
76-77	79	1548	132	314	.420	37	65	.569	90	121	211	288	202	0	132	9	301	3.8
TOTALS	**155**	**3566**	**383**	**900**	**.426**	**166**	**237**	**.700**	**175**	**257**	**432**	**632**	**440**	**0**	**304**	**25**	**938**	**6.1**

Three-point field goals: '74-75, 6-21 (.286).

PLAYOFFS	GP	MIN	FGM	FGA	PCT	FTM	FTA	PCT	OFF	DEF	REB	AST	PF	DQ	STL	BLK	PTS	AVG
1975	13	275	29	64	.453	15	19	.789	16	22	38	37	36	x	27	2	73	5.6
1977	1	1	0	0	---	0	0	---	0	0	0	0	0	0	0	0	0	0.0
TOTALS	**14**	**276**	**29**	**64**	**.453**	**15**	**19**	**.789**	**16**	**22**	**38**	**37**	**36**	**0**	**27**	**2**	**73**	**5.2**

Three-point field goals: 1975, 0-1 (.000).

CLAUDE TERRY

Height: 6-5 Weight: 195 Stanford '72 Born Jan. 12, 1950
Acquired: Drafted in the second round in 1972

YEAR	GP	MIN	FGM	FGA	PCT	FTM	FTA	PCT	OFF	DEF	REB	AST	PF	DQ	STL	BLK	PTS	AVG
72-73	68	667	120	285	.421	74	114	.649	45	30	75	62	111	0	24	0	324	4.8
73-74	60	587	113	255	.443	60	69	.870	26	45	71	73	64	x	12	3	300	5.0
74-75	70	989	193	364	.530	70	92	.760	57	83	140	111	82	x	33	2	466	6.7
75-76	79	1349	232	500	.464	80	89	.899	42	110	152	146	116	x	40	5	557	7.1
TOTALS	**277**	**3592**	**658**	**1404**	**.469**	**284**	**364**	**.780**	**170**	**268**	**438**	**392**	**373**	**0**	**109**	**10**	**1647**	**5.9**

Three-point field goals: '72-73, 10-24 (.417); '73-74, 14-35 (.400); '74-75, 10-25 (.400); '75-76, 13-55 (.236). Totals: 47-139 (.338).

PLAYOFFS	GP	MIN	FGM	FGA	PCT	FTM	FTA	PCT	OFF	DEF	REB	AST	PF	DQ	STL	BLK	PTS	AVG
1973	4	36	2	9	.222	1	1	1.000	1	2	3	2	5	0	2	0	5	1.3
1975	12	135	23	58	.397	3	5	.600	5	8	13	13	18	x	1	1	50	4.2
1976	12	159	18	50	.360	13	17	.765	4	17	21	17	15	x	7	1	49	4.1
TOTALS	**28**	**330**	**43**	**117**	**.368**	**17**	**23**	**.739**	**10**	**27**	**37**	**32**	**38**	**0**	**10**	**2**	**104**	**3.7**

Three-point field goals: 1973, 0-2 (.000); 1975, 1-10 (.100); 1976, 0-7 (.000). Totals: 1-19 (.053).

FLOYD THEARD

Height: 6-1 Weight: 170 Kentucky State '69 Born Sept. 5, 1944

YEAR	GP	MIN	FGM	FGA	PCT	FTM	FTA	PCT	OFF	DEF	REB	AST	PF	DQ	STL	BLK	PTS	AVG
69-70	25	406	39	113	.345	18	28	.643	8	43	51	44	49	1	-	-	96	3.8

Three-point field goals: 0-1 (.000).

WILLIS "LEFTY" THOMAS

Height: 6-2 Weight: 185 Tennessee State '67 Born in 1937
Departed: Traded Anaheim in Dec., 1967

YEAR	GP	MIN	FGM	FGA	PCT	FTM	FTA	PCT	OFF	DEF	REB	AST	PF	DQ	STL	BLK	PTS	AVG
67-68	24	542	136	305	.446	22	32	.688	-	-	58	25	45	1	-	-	294	12.3

Three-point field goals: 0-2 (.000).

BROOKS THOMPSON

Height: 6-4 Weight: 195 Oklahoma State '94 Born Jul. 19, 1970
Acquired: Signed as a free agent on Nov. 21, 1996 Departed: Contract expired at end of '96-97 season

YEAR	GP	MIN	FGM	FGA	PCT	FTM	FTA	PCT	OFF	DEF	REB	AST	PF	DQ	STL	BLK	PTS	AVG
96-97	65	1047	162	405	.400	24	38	.632	18	78	96	179	125	0	55	2	445	6.8

Three-point field goals: 97-244 (.398).

DAVID THOMPSON

Height: 6-4 Weight: 195 North Carolina State '75 Born Jul. 13, 1954
Acquired: By trade from Virginia in 1975 Departed: Traded to Seattle on Jun. 17, 1982

YEAR	GP	MIN	FGM	FGA	PCT	FTM	FTA	PCT	OFF	DEF	REB	AST	PF	DQ	STL	BLK	PTS	AVG
75-76	83	3101	807	1567	.515	541	681	.794	228	297	525	308	282	x	136	102	2158	26.0
76-77	82	3001	824	1626	.507	477	623	.766	138	196	334	337	236	1	114	53	2125	25.9
77-78	80	3025	826	1524	.521	520	668	.778	156	234	390	362	213	1	92	99	2172	27.2
78-79	76	2670	693	1353	.512	439	583	.753	109	165	274	225	180	2	70	82	1825	24.0
79-80	39	1239	289	617	.468	254	335	.758	56	118	174	124	106	0	39	38	839	21.5
80-81	77	2620	734	1451	.506	489	615	.795	107	180	287	231	231	3	53	60	1967	25.5
81-82	61	1246	313	644	.486	276	339	.814	57	91	148	117	149	1	34	29	906	14.9
TOTALS	**498**	**16902**	**4486**	**8782**	**.507**	**2996**	**3844**	**.779**	**851**	**1281**	**2132**	**1704**	**1397**	**8**	**538**	**463**	**11992**	**24.1**

Three-point field goals: '75-76, 3-19 (.158); '79-80, 7-19 (.368); '80-81, 10-39 (.256); '81-82, 4-14 (.286). Totals: 24-91 (.264).

DAVID THOMPSON (CONT.)

PLAYOFFS	GP	MIN	FGM	FGA	PCT	FTM	FTA	PCT	OFF	DEF	REB	AST	PF	DQ	STL	BLK	PTS	AVG
1976	13	508	127	237	.536	88	105	.838	32	51	83	39	54	x	16	5	343	26.4
1977	6	237	56	121	.463	36	53	.679	13	18	31	24	22	1	9	4	148	24.7
1978	13	481	131	291	.450	66	80	.825	18	35	53	52	34	0	9	21	328	25.5
1979	3	122	38	69	.551	8	11	.727	7	14	21	12	12	0	4	1	84	28.0
1982	3	66	15	33	.455	4	7	.571	4	6	10	6	8	0	1	0	35	11.7
TOTALS	**38**	**1414**	**367**	**751**	**.489**	**202**	**256**	**.789**	**74**	**124**	**198**	**133**	**130**	**1**	**39**	**31**	**938**	**24.7**

Three-point field goals: 1976, 1-4 (.250); 1982, 1-3 (.333). Totals: 2-7 (.286).

LASALLE THOMPSON

Height: 6-10 Weight: 260 Texas '82 Born Jun. 23, 1961
Acquired: Signed as a free agent prior to '96-97 season Departed: Traded to Indiana on Feb. 20, 1997

YEAR	GP	MIN	FGM	FGA	PCT	FTM	FTA	PCT	OFF	DEF	REB	AST	PF	DQ	STL	BLK	PTS	AVG
96-97	17	105	3	16	.188	1	2	.500	5	21	26	0	26	0	3	6	7	0.4

Three-point field goals: 0-0.

MONTE TOWE

Height: 5-7 Weight: 150 North Carolina State '75 Born Sept. 27, 1953
Acquired: Drafted in the fourth round in 1975 Departed: Waived on Sept. 29, 1977

YEAR	GP	MIN	FGM	FGA	PCT	FTM	FTA	PCT	OFF	DEF	REB	AST	PF	DQ	STL	BLK	PTS	AVG
75-76	64	576	72	179	.402	36	44	.818	6	49	55	136	84	x	37	5	189	3.0
76-77	51	409	56	138	.406	18	25	.720	8	26	34	87	61	0	16	0	130	2.5
TOTALS	**115**	**985**	**128**	**317**	**.404**	**54**	**69**	**.783**	**14**	**75**	**89**	**223**	**145**	**0**	**53**	**5**	**319**	**2.8**

Three-point field goals: '75-76, 9-42 (.214).

PLAYOFFS	GP	MIN	FGM	FGA	PCT	FTM	FTA	PCT	OFF	DEF	REB	AST	PF	DQ	STL	BLK	PTS	AVG
1976	4	30	3	8	.375	4	5	.800	0	0	0	6	6	x	1	0	10	2.5
1977	1	6	2	3	.667	0	0	.000	0	0	0	1	0	0	0	0	4	4.0
TOTALS	**5**	**36**	**5**	**11**	**.455**	**4**	**5**	**.800**	**0**	**0**	**0**	**7**	**6**	**0**	**1**	**0**	**14**	**2.8**

Three-point field goals: 0-0.

JOHN Q. TRAPP

Height: 6-7 Weight: 215 UNLV '68 Born Oct. 2, 1945

YEAR	GP	MIN	FGM	FGA	PCT	FTM	FTA	PCT	OFF	DEF	REB	AST	PF	DQ	STL	BLK	PTS	AVG
72-73	25	342	54	128	.422	19	32	.594	27	45	72	20	76	1	16	6	127	5.1

Three-point field goals: 0-2 (.000).

PLAYOFFS	GP	MIN	FGM	FGA	PCT	FTM	FTA	PCT	OFF	DEF	REB	AST	PF	DQ	STL	BLK	PTS	AVG
72-73	5	51	7	16	.438	8	12	.667	4	3	7	2	13	0	0	1	22	4.4

Three-point field goals: 0-0.

JEFF TREPAGNIER

Height: 6-4 Weight: 200 Southern California '01 Born Jul. 11, 1979
Acquired: Signed the first of two consecutive 10-day contracts on Mar. 23, 2003 Departed: Contract expired at end of '03-04 season

YEAR	GP	MIN	FGM	FGA	PCT	FTM	FTA	PCT	OFF	DEF	REB	AST	PF	DQ	STL	BLK	PTS	AVG
02-03	8	97	17	40	.425	7	7	1.000	8	8	16	6	5	0	8	0	45	5.6
03-04	11	96	10	38	.263	3	6	.500	6	9	15	4	7	0	3	0	25	2.3
TOTALS	**19**	**193**	**27**	**78**	**.346**	**10**	**13**	**.769**	**14**	**17**	**31**	**10**	**12**	**0**	**11**	**0**	**70**	**3.7**

Three-point field goals: '02-03, 4-8 (.500), '03-04, 2-4 (.500). Totals: 6-12 (.500).

NIKOLOZ TSKITISHVILI

Height: 7-0 Weight: 245 Republic of Georgia Born Apr. 14, 1983
Acquired: Drafted , No. 5 overall, in 2002 Departed: Traded to Golden State on Feb. 24, 2005

YEAR	GP	MIN	FGM	FGA	PCT	FTM	FTA	PCT	OFF	DEF	REB	AST	PF	DQ	STL	BLK	PTS	AVG
02-03	81	1320	115	393	.293	48	65	.738	64	117	181	91	136	1	31	29	315	3.9
03-04	39	307	40	122	.328	23	29	.793	24	39	63	10	50	0	6	8	106	2.7
04-05	23	158	15	51	.294	4	7	.571	11	18	29	4	24	0	8	8	34	1.5
TOTALS	**143**	**1785**	**170**	**566**	**.300**	**75**	**101**	**.743**	**99**	**174**	**273**	**105**	**210**	**1**	**45**	**45**	**455**	**3.2**

Three-point field goals: '02-03, 37-152 (.243), '03-04, 3-11 (.273),'04-05, 0-7 (.000). Totals: 40-170 (.235).

ELSTON TURNER

Height: 6-5 Weight: 200 Mississippi '81 Born Jun. 10, 1959
Acquired: By trade from Dallas on Aug. 23, 1984 Departed: Contract expired at end of '85-86 season
Re-Acquired: Signed as a free agent on Oct. 6, 1988 Departed: Contract expired at end of '88-89 season

YEAR	GP	MIN	FGM	FGA	PCT	FTM	FTA	PCT	OFF	DEF	REB	AST	PF	DQ	STL	BLK	PTS	AVG
84-85	81	1491	181	388	.466	51	65	.785	88	128	216	158	152	0	96	7	414	5.1
85-86	73	1324	165	379	.435	39	53	.736	64	137	201	165	150	1	70	6	369	5.1
88-89	78	1746	151	353	.428	33	56	.589	109	178	287	144	209	2	90	8	337	4.3
TOTALS	**232**	**4561**	**497**	**1120**	**.444**	**123**	**174**	**.707**	**261**	**443**	**704**	**467**	**511**	**3**	**256**	**21**	**1120**	**4.8**

Three-point field goals: '84-85, 1-6 (.167); '85-86, 0-9 (.000); '88-89, 2-7 (.286). Totals: 3-22 (.136).

ELSTON TURNER (CONT.)

PLAYOFFS	GP	MIN	FGM	FGA	PCT	FTM	FTA	PCT	OFF	DEF	REB	AST	PF	DQ	STL	BLK	PTS	AVG
1985	15	358	50	102	.490	12	19	.632	30	43	73	46	42	0	17	1	114	7.6
1986	10	196	29	54	.537	7	8	.875	12	17	29	22	19	1	7	0	66	6.6
1989	3	74	6	13	.462	2	6	.333	2	9	11	3	9	0	1	0	14	4.7
TOTALS	**28**	**628**	**85**	**169**	**.503**	**21**	**33**	**.636**	**44**	**69**	**113**	**71**	**70**	**1**	**25**	**1**	**194**	**6.9**

Three-point field goals: 1985, 2-2 (1.000); 1986, 1-1 (1.000); 1989, 0-1 (.000). Totals: 3-4 (.750).

RON VALENTINE

Height: 6-7 Weight: 210 Old Dominion '80 Born Nov. 27, 1957
Acquired: Drafted, No. 51 overall, in 1980 Departed: Waived on Oct. 8, 1980
Re-Acquired: Signed as a free agent on Dec. 2, 1980 Departed: Traded to Washington on Dec. 17, 1981

YEAR	GP	MIN	FGM	FGA	PCT	FTM	FTA	PCT	OFF	DEF	REB	AST	PF	DQ	STL	BLK	PTS	AVG
80-81	24	123	37	98	.378	9	19	.474	10	20	30	7	23	0	7	4	84	3.5

Three-point field goals: 1-2 (.500).

JAN VAN BREDA KOLFF

Height: 6-7 Weight: 200 Vanderbilt '74 Born Dec. 16, 1951
Departed: Traded to Virginia on Jul. 14, 1975

YEAR	GP	MIN	FGM	FGA	PCT	FTM	FTA	PCT	OFF	DEF	REB	AST	PF	DQ	STL	BLK	PTS	AVG
74-75	84	1639	155	342	.453	177	211	.839	121	237	358	181	164	x	48	43	487	5.8

Three-point field goals: 0-3 (.000).

PLAYOFFS	GP	MIN	FGM	FGA	PCT	FTM	FTA	PCT	OFF	DEF	REB	AST	PF	DQ	STL	BLK	PTS	AVG
1975	12	192	17	40	.425	29	31	.935	18	22	40	15	27	x	4	6	63	5.3

Three-point field goals: 0-0.

NICK VAN EXEL

Height: 6-1 Weight: 195 Cincinnati '93 Born Nov. 27, 1971
Acquired: By trade from the L.A. Lakers on Jun. 24, 1998 Departed: Traded to Dallas on Feb. 21, 2002

YEAR	GP	MIN	FGM	FGA	PCT	FTM	FTA	PCT	OFF	DEF	REB	AST	PF	DQ	STL	BLK	PTS	AVG
98-99	50	1802	306	769	.398	142	175	.811	14	99	113	368	90	0	40	3	826	16.5
99-00	79	2950	473	1213	.390	196	240	.817	34	277	311	714	148	0	68	11	1275	16.1
00-01	71	2688	460	1112	.414	204	249	.819	44	197	241	600	109	1	61	18	1259	17.7
01-02	45	1737	372	912	.408	136	174	.782	19	150	169	365	69	0	30	7	965	21.4
TOTALS	**245**	**9177**	**1611**	**4006**	**.402**	**678**	**838**	**.809**	**111**	**723**	**834**	**2047**	**506**	**1**	**199**	**39**	**4325**	**17.7**

Three-point field goals: '98-99, 72-234 (.308); '99-00, 133-401 (.332); '00-01, 135-358 (.377); '01-02, 85-252 (.337). Totals: 425-1245 (.341).

KIKI VANDEWEGHE

Height: 6-8 Weight: 220 UCLA '80 Born Aug. 1, 1958
Acquired: By trade from Dallas on Dec. 10, 1980 Departed: Traded to Portland on Jun. 7, 1984

YEAR	GP	MIN	FGM	FGA	PCT	FTM	FTA	PCT	OFF	DEF	REB	AST	PF	DQ	STL	BLK	PTS	AVG
80-81	51	1376	229	537	.426	130	159	.818	86	184	270	94	116	0	29	24	588	11.5
81-82	82	2775	706	1260	.560	347	405	.857	149	312	461	247	217	1	52	29	1760	21.5
82-83	82	2909	841	1537	.547	489	559	.875	124	313	437	203	198	0	66	38	2186	26.7
83-84	78	2734	895	1603	.558	494	580	.852	84	289	373	238	187	1	53	50	2295	29.4
TOTALS	**293**	**9794**	**2671**	**4937**	**.541**	**1460**	**1703**	**.857**	**443**	**1098**	**1541**	**782**	**718**	**2**	**200**	**141**	**6829**	**23.3**

Three-point field goals: '80-81, 0-7 (.000); '81-82, 1-13 (.076); '82-83, 15-51 (.294); '83-84, 11-30 (.367). Totals: 27-101 (.267).

PLAYOFFS	GP	MIN	FGM	FGA	PCT	FTM	FTA	PCT	OFF	DEF	REB	AST	PF	DQ	STL	BLK	PTS	AVG
1982	3	109	25	43	.581	18	18	1.000	4	14	18	9	7	0	2	4	68	22.7
1983	8	317	87	160	.544	40	50	.800	6	46	52	32	16	0	4	7	214	26.8
1984	5	180	49	96	.510	27	28	.964	6	17	23	20	14	1	9	5	127	25.4
TOTALS	**16**	**606**	**161**	**299**	**.538**	**85**	**96**	**.885**	**16**	**77**	**93**	**61**	**37**	**1**	**15**	**16**	**409**	**25.6**

Three-point field goals: 1983, 0-4 (.000); 1984, 2-5 (.400). Totals: 2-9 (.222).

BOB VERGA

Height: 6-1 Weight: 190 Duke '67 Born Sept. 7, 1945
Acquired: By trade from Dallas in Jul., 1968 Departed: Traded to New York on Nov. 8, 1968

YEAR	GP	MIN	FGM	FGA	PCT	FTM	FTA	PCT	OFF	DEF	REB	AST	PF	DQ	STL	BLK	PTS	AVG
68-69	6	150	24	77	.312	18	28	.643	10	11	21	11	16	0	-	-	67	11.2

Three-point field goals: 1-3 (.333).

JAY VINCENT

Height: 6-8 Weight: 220 Michigan State '81 Born Jun. 10, 1959
Acquired: By trade from Washington on Nov. 2, 1987 Departed: Traded to San Antonio on Jan. 26, 1989

YEAR	GP	MIN	FGM	FGA	PCT	FTM	FTA	PCT	OFF	DEF	REB	AST	PF	DQ	STL	BLK	PTS	AVG
87-88	73	1755	446	958	.466	231	287	.805	80	229	309	143	198	1	46	26	1124	15.4
88-89	5	95	13	38	.342	5	9	.556	2	16	18	5	11	0	1	1	32	6.4
TOTALS	**78**	**1850**	**459**	**996**	**.461**	**236**	**296**	**.797**	**82**	**245**	**327**	**148**	**209**	**1**	**47**	**27**	**1156**	**14.8**

Three-point field goals: '87-88, 1-4 (.250); '88-89, 1-2 (.500). Totals: 2-6 (.333).

JAY VINCENT (CONT.)

PLAYOFFS	GP	MIN	FGM	FGA	PCT	FTM	FTA	PCT	OFF	DEF	REB	AST	PF	DQ	STL	BLK	PTS	AVG
1988	8	200	53	104	.510	34	40	.850	10	27	37	49	15	0	4	4	140	17.0

Three-point field goals: 0-1 (.000).

VON WAFER

Height: 6-5 Weight: 210 Florida State Born Jul. 21, 1985
Acquired: Signed for remainder of season on Apr. 13, 2007 Departed: Traded to Portland on Feb. 21, 2008

YEAR	GP	MIN	FGM	FGA	PCT	FTM	FTA	PCT	OFF	DEF	REB	AST	PF	DQ	STL	BLK	PTS	AVG
07-08	21	90	10	38	.263	6	8	.750	1	9	10	5	4	0	2	1	27	1.3

Three-point field goals: 1-15 (.067).

DARRELL WALKER

Height: 6-4 Weight: 180 Arkansas '83 Born Mar. 9, 1961
Acquired: By trade from New York on Oct. 2, 1986 Departed: Traded to Washington on Nov. 2, 1987

YEAR	GP	MIN	FGM	FGA	PCT	FTM	FTA	PCT	OFF	DEF	REB	AST	PF	DQ	STL	BLK	PTS	AVG
86-87	81	2020	358	742	.482	272	365	.745	157	170	327	282	229	0	120	37	988	12.2

Three-point field goals: 0-4 (.000).

PLAYOFFS	GP	MIN	FGM	FGA	PCT	FTM	FTA	PCT	OFF	DEF	REB	AST	PF	DQ	STL	BLK	PTS	AVG
1987	3	68	11	34	.324	4	7	.521	3	7	10	5	4	0	2	0	26	8.7

Three-point field goals: 0-0.

DWIGHT WALLER

Height: 6-7 Weight: 230 Tennessee State '68 Born Oct. 10, 1945

YEAR	GP	MIN	FGM	FGA	PCT	FTM	FTA	PCT	OFF	DEF	REB	AST	PF	DQ	STL	BLK	PTS	AVG
69-70	7	87	10	24	.417	9	19	.474	16	22	38	4	12	0	-	-	29	4.1
71-72	2	10	2	4	.500	0	0	---	1	4	5	1	3	0	-	-	4	2.0
TOTALS	**9**	**97**	**12**	**28**	**.429**	**9**	**19**	**.474**	**17**	**26**	**43**	**5**	**15**	**0**	**-**	**-**	**33**	**3.7**

Three-point field goals: 69-70, 0-1 (.000).

BEN WARLEY

Height: 6-6 Weight: 200 Tennessee State '61 Born Sept. 4, 1936

YEAR	GP	MIN	FGM	FGA	PCT	FTM	FTA	PCT	OFF	DEF	REB	AST	PF	DQ	STL	BLK	PTS	AVG
69-70	42	475	60	170	.353	58	76	.763	26	84	110	30	98	0	-	-	193	4.6

Three-point field goals: 15-58 (.259).

PLAYOFFS	GP	MIN	FGM	FGA	PCT	FTM	FTA	PCT	OFF	DEF	REB	AST	PF	DQ	STL	BLK	PTS	AVG
1970	10	129	16	38	.421	6	10	.600	5	24	29	11	27	1	-	-	45	4.5

Three-point field goals: 7-16 (.438).

DON WASHINGTON

Height: 6-8 Weight: 210 North Carolina '74 Born Apr. 22, 1952
Acquired: Signed as a free agent on Oct. 17, 1974 Departed: Contract expired at end of '74-'75 season

YEAR	GP	MIN	FGM	FGA	PCT	FTM	FTA	PCT	OFF	DEF	REB	AST	PF	DQ	STL	BLK	PTS	AVG
74-75	50	438	79	138	.432	38	56	.679	41	48	89	30	92	x	12	19	196	3.9

Three-point field goals: 0-2 (.000).

PLAYOFFS	GP	MIN	FGM	FGA	PCT	FTM	FTA	PCT	OFF	DEF	REB	AST	PF	DQ	STL	BLK	PTS	AVG
1975	4	26	5	10	.500	1	1	1.000	2	4	6	2	9	x	1	2	11	2.8

Three-point field goals: 0-0.

ERIC WASHINGTON

Height: 6-4 Weight: 190 Alabama '97 Born Mar. 23, 1974
Acquired: By trade from Orlando on Jun. 25, 1997 Departed: Traded to Boston on Aug. 3, 1999

YEAR	GP	MIN	FGM	FGA	PCT	FTM	FTA	PCT	OFF	DEF	REB	AST	PF	DQ	STL	BLK	PTS	AVG
97-98	66	1539	201	498	.404	65	83	.783	47	80	127	78	143	0	53	25	511	7.7
98-99	38	761	73	184	.397	22	32	.688	35	54	89	30	87	2	25	18	205	5.4
TOTALS	**104**	**2300**	**274**	**682**	**.402**	**87**	**115**	**.757**	**82**	**134**	**216**	**108**	**230**	**2**	**78**	**43**	**716**	**6.9**

Three-point field goals: '97-98, 44-137 (.321); '98-99, 37-97 (.381). Totals: 81-234 (.346).

EARL WATSON

Height: 6-1 Weight: 195 UCLA '01 Born Jun. 12, 1979
Acquired: Signed as a free agent on Sept. 7, 2005 Departed: Traded to Seattle on Feb. 23, 2006

YEAR	GP	MIN	FGM	FGA	PCT	FTM	FTA	PCT	OFF	DEF	REB	AST	PF	DQ	STL	BLK	PTS	AVG
05-06	46	975	121	282	.429	37	59	.627	17	69	86	160	95	1	37	7	347	7.5

Three-point field goals: '05-06, 68-172 (.395).

MARVIN WEBSTER

Height: 7-1 Weight: 240 Morgan State '75 Born Apr. 13, 1952
Acquired: Drafted in the first round in 1975 Departed: Traded to Seattle on May 24, 1977

YEAR	GP	MIN	FGM	FGA	PCT	FTM	FTA	PCT	OFF	DEF	REB	AST	PF	DQ	STL	BLK	PTS	AVG
75-76	38	398	55	120	.458	55	78	.705	63	111	174	30	30	x	9	53	165	3.0
76-77	80	1276	198	400	.495	143	220	.650	152	332	484	62	149	2	23	118	539	6.7
TOTALS	**118**	**1674**	**253**	**520**	**.487**	**198**	**298**	**.664**	**215**	**443**	**658**	**92**	**209**	**2**	**32**	**171**	**704**	**6.0**

Three-point field goals: '75-76, 0-1 (.000).

PLAYOFFS	GP	MIN	FGM	FGA	PCT	FTM	FTA	PCT	OFF	DEF	REB	AST	PF	DQ	STL	BLK	PTS	AVG
1976	13	155	21	50	.420	15	28	.536	24	47	71	9	28	x	1	14	57	4.4
1977	6	96	13	26	.500	4	6	.667	14	26	40	3	12	0	2	11	30	5.0
TOTALS	**19**	**251**	**34**	**76**	**.447**	**19**	**34**	**.559**	**38**	**73**	**111**	**12**	**40**	**0**	**3**	**25**	**87**	**4.6**

Three-point field goals: 0-0.

CLARENCE "SONNY" WEEMS

Height: 6-6 Weight: 203 Arkansas Born Jul. 8, 1986
Acquired: By trade from Chicago on Jun. 26, 2008 Departed: By trade to Milwaukee on Jul. 27, 2009

YEAR	GP	MIN	FGM	FGA	PCT	FTM	FTA	PCT	OFF	DEF	REB	AST	PF	DQ	STL	BLK	PTS	AVG
08-09	12	55	8	25	.320	3	8	.375	0	4	4	3	8	0	1	0	19	1.6

Three-point field goals: 0-3 (.000).

ROBERT WERDANN

Height: 6-11 Weight: 250 St. John's '92 Born Sept. 12, 1970
Acquired: Drafted, No. 46 overall, in 1992 Departed: Contract expired at end of '92-93 season

YEAR	GP	MIN	FGM	FGA	PCT	FTM	FTA	PCT	OFF	DEF	REB	AST	PF	DQ	STL	BLK	PTS	AVG
92-93	28	149	18	59	.305	17	31	.548	23	29	52	7	38	1	6	4	53	1.9

Three-point field goals: 0-1 (.000).

TYSON WHEELER

Height: 5-10 Weight: 165 Rhode Island '98 Born Oct. 8, 1975
Acquired: By trade from Toronto on Jan. 21, 1999 Departed: Waived on Feb. 19, 1999

YEAR	GP	MIN	FGM	FGA	PCT	FTM	FTA	PCT	OFF	DEF	REB	AST	PF	DQ	STL	BLK	PTS	AVG
98-99	1	3	1	1	1.000	1	2	.500	0	0	0	2	1	0	0	0	4	4.0

Three-point field goals: 1-1 (1.000).

RODNEY WHITE

Height: 6-9 Weight: 230 Charlotte '04 Born Jun. 28, 1980
Acquired: By trade from Detroit on Oct. 1, 2002 Departed: Traded to Golden State on Feb. 24, 2005

YEAR	GP	MIN	FGM	FGA	PCT	FTM	FTA	PCT	OFF	DEF	REB	AST	PF	DQ	STL	BLK	PTS	AVG
02-03	72	1563	260	638	.408	98	125	.784	43	170	213	121	134	1	45	32	650	9.0
03-04	72	985	215	468	.459	78	104	.750	44	121	165	60	105	0	32	20	541	7.5
04-05	42	531	98	227	.432	21	34	.618	20	54	74	36	51	0	30	10	236	5.6
TOTALS	**186**	**3,079**	**573**	**1,333**	**.430**	**197**	**263**	**.750**	**107**	**345**	**452**	**217**	**290**	**1**	**107**	**62**	**1427**	**7.7**

Three-point field goals: '02-03, 32-134 (.239); '03-04, 33-87 (.379); '03-04, 19-44 (.432). Totals: 86-274 (.315).

PLAYOFFS	GP	MIN	FGM	FGA	PCT	FTM	FTA	PCT	OFF	DEF	REB	AST	PF	DQ	STL	BLK	PTS	AVG
2004	4	26	4	15	.267	0	0	---	1	4	5	0	3	0	2	0	8	2.0

Three-point field goals: 0-0.

WILLIE WHITE

Height: 6-3 Weight: 195 Tennessee-Chattanooga '84 Born Aug. 20, 1962
Acquired: Drafted, No. 42 overall, in 1984 Departed: Contract expired at end of '85-86 season

YEAR	GP	MIN	FGM	FGA	PCT	FTM	FTA	PCT	OFF	DEF	REB	AST	PF	DQ	STL	BLK	PTS	AVG
84-85	39	234	52	124	.419	21	31	.677	15	21	36	29	24	0	5	2	129	3.3
85-86	43	343	74	168	.440	19	23	.826	17	27	44	53	24	0	18	2	173	4.0
TOTALS	**82**	**577**	**126**	**292**	**.432**	**40**	**54**	**.740**	**32**	**48**	**80**	**82**	**48**	**0**	**23**	**4**	**302**	**3.7**

Three point field goals: '84-85, 4-11 (.363); '85-86, 6-21 (.286). Totals: 10-32 (.312).

PLAYOFFS	GP	MIN	FGM	FGA	PCT	FTM	FTA	PCT	OFF	DEF	REB	AST	PF	DQ	STL	BLK	PTS	AVG
1985	10	123	27	57	.474	7	12	.583	9	8	17	17	6	0	5	0	63	6.3
1986	4	21	2	7	.286	0	0	---	1	2	3	6	4	0	1	0	5	1.3
TOTALS	**14**	**144**	**29**	**64**	**.453**	**7**	**12**	**.583**	**10**	**10**	**20**	**23**	**10**	**0**	**6**	**0**	**68**	**4.9**

Three-point field goals: 1985, 2-3 (.667); 1986, 1-4 (.250). Totals: 3-7 (.429).

CHRIS WHITNEY

Height: 6-0 Weight: 175 Clemson '93 Born Oct. 5, 1971
Acquired: By trade from Washington on Oct. 24, 2002 Departed: Waived on Feb. 26, 2003

YEAR	GP	MIN	FGM	FGA	PCT	FTM	FTA	PCT	OFF	DEF	REB	AST	PF	DQ	STL	BLK	PTS	AVG
02-03	29	762	94	261	.360	46	57	.807	1	45	46	124	77	1	17	1	277	9.6

Three-point field goals: 43-128 (.336).

KEN WILBURN

Height: 6-6 Weight: 195 Central State (OH) '67 Born Jun. 8, 1944

YEAR	GP	MIN	FGM	FGA	PCT	FTM	FTA	PCT	OFF	DEF	REB	AST	PF	DQ	STL	BLK	PTS	AVG
68-69	37	409	72	181	.398	30	57	.526	80	97	177	22	56	1	-	-	174	4.7

Three-point field goals: 0-0.

PLAYOFFS	GP	MIN	FGM	FGA	PCT	FTM	FTA	PCT	OFF	DEF	REB	AST	PF	DQ	STL	BLK	PTS	AVG
1969	7	93	16	33	.485	4	16	.250	15	17	32	5	21	0	-	-	36	5.1

Three-point field goals: 0-0.

BOBBY WILKERSON

Height: 6-6 Weight: 200 Indiana '76 Born Aug. 15, 1954
Acquired: By trade from Seattle on May 24, 1977 Departed: Contract expired at end of '79-80 season

YEAR	GP	MIN	FGM	FGA	PCT	FTM	FTA	PCT	OFF	DEF	REB	AST	PF	DQ	STL	BLK	PTS	AVG
77-78	81	2780	382	936	.408	157	210	.748	98	376	474	439	275	3	126	21	921	11.4
78-79	80	2425	396	869	.456	119	173	.688	100	314	414	284	190	0	118	21	911	11.4
79-80	75	2238	430	1030	.417	166	222	.748	85	231	316	243	194	1	93	27	1033	13.8
TOTALS	**236**	**7443**	**1208**	**2835**	**.426**	**442**	**605**	**.731**	**283**	**921**	**1204**	**966**	**659**	**4**	**337**	**68**	**2865**	**12.1**

Three-point field goals: '79-80, 7-34 (.206).

PLAYOFFS	GP	MIN	FGM	FGA	PCT	FTM	FTA	PCT	OFF	DEF	REB	AST	PF	DQ	STL	BLK	PTS	AVG
1978	13	426	47	127	.370	26	42	.619	20	51	71	78	55	2	19	4	120	9.2
1979	3	101	14	34	.412	1	3	.333	7	19	26	15	7	0	3	1	29	9.7
TOTALS	**16**	**527**	**61**	**161**	**.379**	**27**	**45**	**.600**	**27**	**70**	**97**	**93**	**62**	**2**	**22**	**5**	**149**	**9.3**

Three-point field goals: 0-0.

MIKE WILKS

Height: 5-10 Weight: 180 Rice '01 Born May 7, 1979
Acquired: Signed as a free agent on Oct. 18, 2007 Departed: Waived on Oct. 23, 2007
Re-acquired: Signed as a free agent on Oct. 27, 2007 Departed: Waived on Nov. 28, 2007

YEAR	GP	MIN	FGM	FGA	PCT	FTM	FTA	PCT	OFF	DEF	REB	AST	PF	DQ	STL	BLK	PTS	AVG
07-08	8	122	10	23	.435	2	2	1.000	4	8	12	6	9	0	5	0	24	3.0

Three-point field goals: '07-08, 2-5 (.400).

AARON WILLIAMS

Height: 6-9 Weight: 220 Xavier, Ohio '93 Born Oct. 2, 1971
Acquired: Signed from the CBA on Dec. 22, 1996 Departed: Waived on Jan. 6, 1997

YEAR	GP	MIN	FGM	FGA	PCT	FTM	FTA	PCT	OFF	DEF	REB	AST	PF	DQ	STL	BLK	PTS	AVG
96-97	1	10	3	5	.600	0	0	----	2	3	5	0	0	0	0	3	6	6.0

Three-point field goals: 0-0.

CHUCK WILLIAMS

Height: 6-2 Weight: 185 Colorado '68 Born Jun. 6, 1946
Re-Acquired: By trade from Virginia in 1975 Departed: Traded to Buffalo on Dec. 17, 1976

YEAR	GP	MIN	FGM	FGA	PCT	FTM	FTA	PCT	OFF	DEF	REB	AST	PF	DQ	STL	BLK	PTS	AVG
71-72	84	1580	263	583	.451	205	275	.745	62	95	157	160	144	1	-	-	731	8.7
75-76	79	2529	339	660	.514	188	231	.814	41	169	210	375	215	x	115	7	866	11.0
76-77	21	311	35	93	.376	30	39	.769	8	26	34	44	26	0	8	0	100	4.8
TOTALS	**184**	**4425**	**637**	**1336**	**.477**	**423**	**545**	**.776**	**111**	**290**	**401**	**579**	**385**	**1**	**123**	**7**	**1697**	**9.2**

Three-point field goals: '71-72, 0-4 (.000); '75-76, 0-4 (.000). Totals: 0-8 (.000)

PLAYOFFS	GP	MIN	FGM	FGA	PCT	FTM	FTA	PCT	OFF	DEF	REB	AST	PF	DQ	STL	BLK	PTS	AVG
1972	7	108	18	42	.429	9	12	.750	5	14	19	6	14	0	-	-	45	6.4
1976	13	444	62	132	.470	39	43	.907	11	37	48	48	31	x	6	5	164	12.6
TOTALS	**20**	**652**	**80**	**174**	**.460**	**48**	**55**	**.873**	**16**	**51**	**67**	**54**	**44**	**0**	**6**	**5**	**109**	**10.4**

Three-point field goals: '75-76, 1-3 (.333).

ERIC WILLIAMS

Height: 6-8 Weight: 220 Providence '95 Born Jul. 17, 1972
Acquired: By trade from Boston on Aug. 21, 1997 Departed: Traded to Boston on Aug. 3, 1999

YEAR	GP	MIN	FGM	FGA	PCT	FTM	FTA	PCT	OFF	DEF	REB	AST	PF	DQ	STL	BLK	PTS	AVG
97-98	4	145	24	61	.393	31	45	.689	10	11	21	12	9	0	4	0	79	19.8
98-99	38	780	80	219	.365	111	139	.799	34	47	81	37	76	0	27	8	277	7.3
TOTALS	**42**	**925**	**104**	**278**	**.374**	**142**	**184**	**.772**	**44**	**58**	**102**	**49**	**85**	**0**	**31**	**8**	**356**	**8.5**

Three-point field goals: '97-98, 0-0; '98-99, 6-26 (.231). Totals: 6-26 (.231).

MONTY WILLIAMS

Height: 6-8 Weight: 225 Notre Dame '94 Born Oct. 8, 1971
Acquired: Signed as a free agent on Jan. 23, 1999 Departed: Waived on Feb. 19, 1999

YEAR	GP	MIN	FGM	FGA	PCT	FTM	FTA	PCT	OFF	DEF	REB	AST	PF	DQ	STL	BLK	PTS	AVG
98-99	1	6	0	2	.000	1	2	.500	0	0	0	0	0	0	0	0	1	1.0

Three-point field goals: 0-0.

PETE WILLIAMS

Height: 6-7 Weight: 190 Arizona '85 Born Mar. 10, 1965
Acquired: Drafted, No. 89 overall, in 1985 Departed: Contract expired at the end of the '86-87 season

YEAR	GP	MIN	FGM	FGA	PCT	FTM	FTA	PCT	OFF	DEF	REB	AST	PF	DQ	STL	BLK	PTS	AVG
85-86	53	573	67	111	.604	17	40	.425	47	99	146	14	68	1	19	23	151	2.8
86-87	5	10	1	2	.500	0	0	---	0	1	1	1	1	0	0	0	2	0.4
TOTALS	**58**	**583**	**68**	**113**	**.602**	**17**	**40**	**.425**	**47**	**100**	**147**	**15**	**69**	**1**	**19**	**23**	**153**	**2.6**

Three-point field goals: 0-0.

PLAYOFFS	GP	MIN	FGM	FGA	PCT	FTM	FTA	PCT	OFF	DEF	REB	AST	PF	DQ	STL	BLK	PTS	AVG
1986	4	18	2	4	.500	0	0	---	1	3	4	3	2	0	0	0	4	1.0

Three-point field goals: 0-1 (.000).

REGGIE WILLIAMS

Height: 6-7 Weight: 195 Georgetown '87 Born Mar. 5, 1964
Acquired: Signed as a free agent on Jan. 5, 1991 Departed: Traded to Indiana on Jun. 13, 1996

YEAR	GP	MIN	FGM	FGA	PCT	FTM	FTA	PCT	OFF	DEF	REB	AST	PF	DQ	STL	BLK	PTS	AVG
90-91	51	1542	323	728	.444	131	156	.840	116	131	247	87	189	7	93	30	820	16.1
91-92	81	2623	601	1277	.471	216	269	.803	145	260	405	235	270	4	148	68	1474	18.2
92-93	79	2722	535	1167	.458	238	296	.804	132	296	428	295	284	6	126	76	1341	17.0
93-94	82	2654	418	1014	.412	165	225	.733	98	294	392	300	288	3	117	66	1065	13.0
94-95	74	2198	388	846	.459	132	174	.759	94	235	329	231	264	4	114	67	993	13.4
95-96	52	817	94	254	.370	33	39	.846	25	97	122	74	137	1	34	21	241	4.6
TOTALS	**419**	**12556**	**2359**	**5286**	**.446**	**915**	**1159**	**.789**	**610**	**1313**	**1923**	**1222**	**1432**	**25**	**632**	**328**	**5934**	**14.2**

Three-point field goals: '90-91, 43-131 (.328); '91-92, 56-156 (.359); '92-93, 33-122 (.270); '93-94, 64-230 (.278.); '94-95, 85-266 (.320), '95-96, 20-89 (.225) Totals: 301-994 (.303).

PLAYOFFS	GP	MIN	FGM	FGA	PCT	FTM	FTA	PCT	OFF	DEF	REB	AST	PF	DQ	STL	BLK	PTS	AVG
1994	12	405	62	149	.416	27	35	.771	18	43	61	42	53	1	9	12	171	14.3
1995	3	84	8	36	.222	6	6	1.000	5	11	16	12	11	0	3	1	26	8.7
TOTALS	**15**	**489**	**70**	**185**	**.378**	**33**	**41**	**.805**	**23**	**54**	**77**	**54**	**64**	**1**	**12**	**13**	**197**	**13.1**

Three-point field goals: 1994, 20-50 (.400); 1995, 4-13 (.308). Totals: 24-65 (.369).

ROB WILLIAMS

Height: 6-2 Weight: 175 Houston '83 Born May 5, 1951
Acquired: Drafted, No. 19 overall, in 1982 Departed: Waived on Oct. 23, 1984

YEAR	GP	MIN	FGM	FGA	PCT	FTM	FTA	PCT	OFF	DEF	REB	AST	PF	DQ	STL	BLK	PTS	AVG
82-83	74	1443	191	468	.408	131	174	.753	37	99	136	361	221	4	89	12	515	7.0
83-84	79	1924	309	671	.461	171	209	.818	54	140	194	464	268	4	84	5	804	10.2
TOTALS	**153**	**3367**	**500**	**1139**	**.439**	**302**	**383**	**.789**	**91**	**239**	**330**	**825**	**489**	**8**	**173**	**17**	**1319**	**8.6**

Three-point field goals: '82-83, 2-15 (.133); '83-84, 15-47 (.319). Totals: 17-62 (.274).

PLAYOFFS	GP	MIN	FGM	FGA	PCT	FTM	FTA	PCT	OFF	DEF	REB	AST	PF	DQ	STL	BLK	PTS	AVG
1983	7	134	24	54	.444	7	7	1.000	2	11	13	37	27	1	8	1	57	8.1
1984	5	149	21	47	.447	10	12	.833	5	14	19	24	19	1	3	1	57	11.8
TOTALS	**12**	**283**	**45**	**101**	**.446**	**17**	**19**	**.895**	**7**	**25**	**32**	**61**	**46**	**2**	**11**	**2**	**114**	**9.5**

Three-point field goals: 1983, 2-3 (.667); 1984, 5-13 (.385). Totals: 7-16 (.438).

SCOTT WILLIAMS

Height: 6-10 Weight: 245 North Carolina '90 Born Mar. 21, 1968
Acquired: By trade from Milwaukee on Oct. 22, 2001 Departed: Contract expired at end of '01-02 season

YEAR	GP	MIN	FGM	FGA	PCT	FTM	FTA	PCT	OFF	DEF	REB	AST	PF	DQ	STL	BLK	PTS	AVG
01-02	41	737	86	217	.396	30	41	.732	82	127	209	13	98	1	17	33	202	4.9

Three-point field goals: 0-2 (.000).

SHAMMOND WILLIAMS

Height: 6-1 Weight: 201 North Carolina '98 Born Apr. 5, 1975
Acquired: By trade from Boston on Feb. 20, 2003 Departed: Contract expired at end of '02-03 season

YEAR	GP	MIN	FGM	FGA	PCT	FTM	FTA	PCT	OFF	DEF	REB	AST	PF	DQ	STL	BLK	PTS	AVG
02-03	27	712	94	241	.390	30	45	.667	12	49	61	138	56	0	16	3	255	9.4

Three-point field goals: 37-102 (.363).

SHELDEN WILLIAMS

Height: 6-9 Weight: 250 Duke '06 Born Oct. 21, 1983
Acquired: Signed as a free agent on July 15, 2010 Departed: Traded to New York on Feb. 22, 2011

YEAR	GP	MIN	FGM	FGA	PCT	FTM	FTA	PCT	OFF	DEF	REB	AST	PF	DQ	STL	BLK	PTS	AVG
10-11	42	712	82	181	.453	34	46	.739	74	149	223	19	92	0	18	22	198	4.7

Three-point field goals: 0-0.

KEVIN WILLIS

Height: 7-0 Weight: 245 Michigan state '84 Born Sept. 6, 1962
Acquired: By trade from Toronto on Jan. 12, 2001 Departed: Trade to Milwaukee on Oct. 22, 2001

YEAR	GP	MIN	FGM	FGA	PCT	FTM	FTA	PCT	OFF	DEF	REB	AST	PF	DQ	STL	BLK	PTS	AVG
00-01	43	1059	180	421	.428	52	66	.788	109	200	309	29	138	0	38	31	413	9.6

Three-point field goals: 1-4 (.250).

STEVE WILSON

Height: 6-5 Weight: 185 Hanover (Indiana) '70 Born Oct. 16, 1948

YEAR	GP	MIN	FGM	FGA	PCT	FTM	FTA	PCT	OFF	DEF	REB	AST	PF	DQ	STL	BLK	PTS	AVG
70-71	39	261	52	132	.394	22	41	.537	22	26	48	29	43	1	-	-	134	3.4
71-72	9	36	5	23	.217	4	7	.571	3	1	4	6	9	0	-	-	14	1.6
TOTALS	**48**	**297**	**57**	**155**	**.368**	**26**	**48**	**.542**	**25**	**27**	**52**	**35**	**52**	**1**	**-**	**-**	**148**	**3.1**

Three-point field goals: '70-71, 8-33 (.242); '71-72, 0-2 (.000). Totals: 8-35 (.229).

WILLIE WISE

Height: 6-6 Weight: 215 Drake '69 Born Mar. 3, 1947
Acquired: Signed as a free agent on Sept. 21, 1976 Departed: Traded to Seattle on May 24, 1977

YEAR	GP	MIN	FGM	FGA	PCT	FTM	FTA	PCT	OFF	DEF	REB	AST	PF	DQ	STL	BLK	PTS	AVG
76-77	75	1403	237	513	.462	142	218	.651	76	177	253	142	180	2	60	18	616	8.2

PLAYOFFS	GP	MIN	FGM	FGA	PCT	FTM	FTA	PCT	OFF	DEF	REB	AST	PF	DQ	STL	BLK	PTS	AVG
1977	6	106	14	41	.341	17	25	.880	6	22	28	3	16	0	0	1	45	7.5

GREG WITTMAN

Height: 6-8 Weight: 210 Western Carolina '69 Born May 10, 1947
Departed: Traded to Miami in Jun., 1970

YEAR	GP	MIN	FGM	FGA	PCT	FTM	FTA	PCT	OFF	DEF	REB	AST	PF	DQ	STL	BLK	PTS	AVG
69-70	50	453	80	204	.392	33	59	.542	30	68	98	15	87	2	-	-	196	3.9

Three-point field goals: 4-17 (.235).

PLAYOFFS	GP	MIN	FGM	FGA	PCT	FTM	FTA	PCT	OFF	DEF	REB	AST	PF	DQ	STL	BLK	PTS	AVG
1970	2	4	1	2	.500	1	3	.333	0	0	0	0	2	0	-	-	4	2.0

Three-point field goals: 1-1 (1.000).

JOE WOLF

Height: 6-11 Weight: 253 North Carolina '87 Born Dec. 17, 1964
Acquired: Signed as a free agent on Oct. 5, 1990 Departed: Contract expired at end of '91-92 season
Re-Acquired: By trade from Milwaukee on Jun. 25, 1997 Departed: Traded to Indiana on Jun. 13, 1996

YEAR	G	MIN	FGM	FGA	PCT	FTM	FTA	PCT	OFF	DEF	REB	AST	PF	DQ	STL	BLK	PTS	AVG
90-91	74	1593	234	519	.451	69	83	.831	136	264	400	107	244	8	60	31	539	7.3
91-92	67	1160	100	277	.361	53	66	.803	97	143	240	61	124	1	32	14	254	3.8
97-98	57	621	40	121	.331	5	10	.500	36	90	126	30	92	0	20	7	87	1.5
TOTALS	**198**	**3374**	**374**	**917**	**.408**	**127**	**159**	**.799**	**269**	**497**	**766**	**198**	**460**	**9**	**112**	**52**	**880**	**4.4**

Three-point field goals: '90-91, 2-15 (.133); '91-92, 1-11 (.091); '97-98, 2-10 (.200). Totals: 5-36 (.139).

RANDY WOODS

Height: 6-0 Weight: 162 La Salle '92 Born Sept. 23, 1970
Acquired: By trade from L.A. Clippers on Jun. 28, 1995 Departed: Waived on Dec. 21, 1995

YEAR	G	MIN	FGM	FGA	PCT	FTM	FTA	PCT	OFF	DEF	REB	AST	PF	DQ	STL	BLK	PTS	AVG
95-96	8	72	6	22	.273	2	2	1.000	3	3	6	12	13	0	6	1	19	2.4

Three-point field goals: 5-21 (.238).

ORLANDO WOOLRIDGE

Height: 69 Weight: 215 Notre Dame '81 Born Dec. 16, 1959
Acquired: By trade from L.A. Lakers on Aug. 8, 1990 Departed: Traded to Detroit on Aug. 13, 1991

YEAR	G	MIN	FGM	FGA	PCT	FTM	FTA	PCT	OFF	DEF	REB	AST	PF	DQ	STL	BLK	PTS	AVG
90-91	53	1823	490	983	.498	350	439	.797	141	220	361	119	145	2	69	23	1330	25.1

Three-point field goals: 0-4 (.000).

TOM WORKMAN

Height: 6-7 Weight: 218 Seattle '67 Born Nov. 14, 1944

YEAR	G	MIN	FGM	FGA	PCT	FTM	FTA	PCT	OFF	DEF	REB	AST	PF	DQ	STL	BLK	PTS	AVG
70-71	39	489	89	199	.447	57	68	.838	39	94	133	37	81	0	-	-	236	6.1

Three-point field goals: 1-11 (.091).

BRAD WRIGHT

Height: 6-11 Weight: 225 UCLA '85 Born Mar. 27, 1962

YEAR	G	MIN	FGM	FGA	PCT	FTM	FTA	PCT	OFF	DEF	REB	AST	PF	DQ	STL	BLK	PTS	AVG
87-88	2	7	1	5	.200	0	0	---	0	1	1	0	3	0	0	0	2	1.0

Three-point field goals: 0-0.

LONNIE WRIGHT

Height: 6-2 Weight: 205 Colorado State '67 Born Jan. 3, 1944
Departed: Traded to Floridians on Jan. 26, 1971

YEAR	GP	MIN	FGM	FGA	PCT	FTM	FTA	PCT	OFF	DEF	REB	AST	PF	DQ	STL	BLK	PTS	AVG
67-68	38	896	146	346	.422	79	121	.653	-	-	96	68	96	0	-	-	373	9.8
68-69	69	2538	453	1089	.416	205	276	.743	50	240	290	175	250	2	-	-	1130	16.4
69-70	79	2237	393	952	.413	121	175	.691	49	167	216	149	278	7	-	-	961	12.2
70-71	41	769	98	328	.299	53	77	.688	36	53	89	61	86	1	-	-	264	6.4
TOTALS	**227**	**6440**	**1090**	**2715**	**.401**	**458**	**649**	**.706**	**-**	**-**	**691**	**453**	**710**	**10**	**-**	**-**	**2728**	**12.0**

Three-point field goals: '67-68, 2-9 (.282); '68-69, 19-86 (.221); '69-70, 54-193 (.280); '70-71, 15-56 (.268); Totals: 90-344 (.262).

PLAYOFFS	GP	MIN	FGM	FGA	PCT	FTM	FTA	PCT	OFF	DEF	REB	AST	PF	DQ	STL	BLK	PTS	AVG
67-68	5	149	13	50	.260	9	14	.643	-	-	13	10	9	0	-	-	36	7.2
68-69	7	224	31	86	.360	20	28	.714	10	27	37	14	24	0	-	-	84	12.0
69-70	11	334	32	109	.294	18	23	.783	13	19	32	44	33	0	-	-	84	7.6
TOTALS	**23**	**707**	**76**	**245**	**.310**	**47**	**65**	**.723**	**-**	**-**	**82**	**68**	**66**	**0**	**-**	**-**	**204**	**8.9**

Three-point field goals: 67-68, 1-4 (.250); 68-69, 2-8 (.250); 69-70, 2-8 (.250). Totals: 5-20 (.250).

VINCENT YARBROUGH

Height: 6-7 Weight: 205 Tennessee '02 Born Mar. 21, 1981
Acquired: Drafted, No. 33 overall, in 2002 Departed: Waived on Oct. 27, 2003

YEAR	G	MIN	FGM	FGA	PCT	FTM	FTA	PCT	OFF	DEF	REB	AST	PF	DQ	STL	BLK	PTS	AVG
02-03	59	1381	168	428	.393	49	62	.790	36	126	162	130	145	2	57	33	406	6.9

Three-point field goals: 21-78 (.269).

GEORGE ZIDEK

Height: 7-0 Weight: 162 UCLA '95 Born Aug. 2, 1973
Acquired: By trade from Charlotte on Feb. 20, 1997 Departed: Waived on Feb. 28, 1998

YEAR	G	MIN	FGM	FGA	PCT	FTM	FTA	PCT	OFF	DEF	REB	AST	PF	DQ	STL	BLK	PTS	AVG
96-97	16	88	16	33	.485	20	25	.800	10	13	23	5	17	0	1	0	52	3.3
97-98	6	42	4	15	.267	10	12	.833	4	9	13	1	5	0	0	2	18	3.0
TOTALS	**22**	**130**	**20**	**48**	**.417**	**30**	**37**	**.811**	**14**	**22**	**36**	**6**	**22**	**0**	**1**	**2**	**70**	**3.2**

Three-point field goals: 0-0.

A - STATISTICS FOR THAT CATEGORY WERE NOT KEPT THAT YEAR.
X - A PLAYER COULD NOT FOUL OUT OF AN ABA GAME THAT YEAR.

#00
Anthony Cook (1991-93)

#0
Orlando Woolridge (1990-91)
Taurean Green (2007-08)
Gary Forbes (2010-11)
DeMarre Carroll (2011-2012)

#1
Kenny Higgs (1980-82)
Darwin Cook (1988-89)
Eddie Hughes (1989-90)
Corey Gaines (1990-91)
Mark Macon (1991-92)
Adonis Jordan (1993-94)
Mahmoud Abdul-Rauf (1994-96)
Kiwane Garris (1997-98)
Donnell Harvey (2001-03)
Voshon Lenard (2003-06)
J.R. Smith (2006-09)
Chauncey Billups (2009-11)
Jordan Hamilton (2011-Pres.)

#2*
Alex English (1979-90)*

#3
Carl Nicks (1980-81)
Mahmoud Abdul-Rauf (1990-94)
Dale Ellis (1994-97)
Harold Ellis (1997-98)
Monty Williams (1998-99)
Tracy Murray (2000-01)
Vincent Yarbrough (2002-03)
DerMarr Johnson (2004-06)
Allen Iverson (2006-09)
Ty Lawson (2009-Pres.)

#4
Darrell Walker (1986-87)
Darnell Mee (1993-95)
Tony Battie (1997-98)
Chauncey Billups (1998-00)
Anthony Goldwire (2000-01)
Predrag Savovic (2002-03)
Jeff Trepagnier (2003-04)
Anthony Carter (2006-07)
Kenyon Martin (2007-2011)

#5
Robert Smith (1977-79)
David Burns (1981-82)
Mike Evans (1982-88)
Terry Mills (1990-91)
Kenny Battle (1990-91)
Roy Marble (1993-94)
Jalen Rose (1994-96)
McInnis (1996-97)
Anthony Goldwire (1996-98)
Tyson Wheeler (1998-99)

#5 (CONT.)
Ron Mercer (1999-00)
Voshon Lenard (2000-02)
Juwan Howard (2002-03, '08-09)
Rodney White (2003-05)
Charles Smith (2005-06)
Yakhouba Diawara (2006-08)
J.R. Smith (2009-2011)
Rudy Fernandez (2011-2012)

#6
Walter Davis (1988-92)
Brooks Thompson (1996-97)
Avery Johnson (2001-02)
Junior Harrington (2002-03)
Kenyon Martin (2004-07)
Jason Hart (2008-09)
Arron Afflalo (2009-2012)

#7
Billy McKinney (1980-82)
Eldridge Recasner (1994-95)
Don MacLean (1995-96)
Cory Alexander (1997-00)
Juwan Howard (2001-02)
Rodney White (2002-03)
Greg Buckner (2004-06)
Jamal Sampson (2006-07)
Chauncey Billups (2008-09)
Al Harrington (2010-2012)

#8
Bison Dele (1993-95)
Rastko Cvetkovic (1995-96)
Sarunas Marciulionis (1996-97)
Chris Herren (1999-00)
Earl Watson (2005-06)
Joe Smith (2006-07)
DerMarr Johnson (2006-07)
Danillo Gallinari (2010-Pres.)

#9
Greg Grant (1994-95, '95-96)
Tariq Abdul-Wahad (1999-02)
Mark Bryant (2002-03)
Bryon Russell (2004-06)

#10
Grant Simmons (1967-68)
Wayne Chapman (1970-71)
Al Smith (1971-74)
Don Washington (1974-75)
Jim Bradley (1975-76)
Marvin Webster (1975-77)
Ralph Simpson (1977-78)
John Kuester (1978-79)
John Roche (1979-81)
Keith Edmonson (1983-84)
Willie White (1984-86)
Scott Hastings (1991-93)
Randy Woods (1995-96)
Tim Hardaway (2001-02)

#10 (CONT.)
Wesley Person (2004-05)
Howard Eisley (2005-06)
Julyan Stone (2011-Pres.)

#11
Bob Verga (1968-69)
Floyd Theard (1969-70)
Larry Brown (1970-72)
Chuck Williams (1971-77)
Charles Scott (1978-80)
Maurice Martin (1986-89)
Joe Barry Carroll (1989-90)
Doug Overton (1995-96)
Kelly McCarty (1998-99)
Kenny Satterfield (2001-03)
Shammond Williams (2002-03)
Earl Boykins (2003-07)
Bobby Jones (2007-08)
Chris Andersen (2008-2012)

#12
Chuck Gardner (1967-68)
John Fairchild (1968-69)
Lavern Tart (1968-69)
Steve Wilson (1970-72)
Warren Jabali (1971-73)
Ted McClain (1976-77)
Lafayette "Fat" Lever (1984-90)
Winston Garland (1991-92)
Mark Macon (1992-93)
Chris Whitney (2002-03)
Chris Andersen (2003-04)
Luis Flores (2004-05)
Chucky Atkins (2007-09)

#13
Julius Keye (1972-74)
Monte Towe (1975-77)
Mark Jackson (1996-97)
Jimmy King (1996-97)
Bobby Jackson (1997-98)
Keon Clark (1998-99)
Sonny Weems (2008-09)
Corey Brewer (2011-Pres.)

#14
John Morrison (1967-68)
Cliff Anderson (1969-70)
Art Becker (1970-72)
Dan Hester (1970-71)
Dave Bustion (1972-73)
Roland "Fatty" Taylor (1974-77)
Brian Taylor (1977-78)
Michael Adams (1987-91)
Robert Pack (1992-95, '00-01)
Eric Murdock (1996-97)
Melvin Booker (1996-97)
Elmer Bennett (1996-97)
Eric Washington (1997-99)
Devin Brown (2002-03)
Joey Graham (2009-10)

#15
Pat McFarland (1973-75)
Jimmy Foster (1975-76)
Jim Price (1976-78)
Eddie Hughes (1988-89)
Avery Johnson (1990-91)
Danny Fortson (1997-99)
Keon Clark (1999-01)
Chris Andersen (2001-03)
Carmelo Anthony (2003-11)

#17
Vincent Askew (1996-97)
Joe Wolf (1997-98)
Johnny Taylor (1998-00)

#19
Lonnie Lynn (1969-70)

#20
Lefty Thomas (1967-68)
Frank Card (1971-73)
Mack Calvin (1974-75, '76-78)
Roger Brown (1975-76)
George Johnson (1979-80)
Dwight Anderson (1982-83)
Elston Turner (1984-86, '88-89)
LaPhonso Ellis (1992-98)
Jeff Trepagnier (2002-03)
Jon Barry (2003-04)
Raymond Felton (2010-11)

#21
Claude Terry (1972-76)
Anthony Roberts (1977-80)
Rob Williams (1985-86)
Todd Lichti (1989-92)
Tom Hammonds (1992-97)
Dean Garrett (1997-98)
Carl Herrera (1998-99)
George McCloud (1999-02)
Adam Harrington (2002-03)
Eduardo Najera (2005-08)
Wilson Chandler (2010-11)

#22
Julian Hammond (1967-68, '71-72)
Mike Green (1973-75)
Gus Gerard (1975-77)
Geoff Crompton (1978-79)
Glen Gondrezick (1979-80, '82-83)
Otis Smith (1986-88)
David Greenwood (1988-89)
Tim Legler (1990-91)
Craig Neal (1990-91)
Jim Farmer (1990-91, '93-94)
Ricky Pierce (1996-97)
Johnny Newman (1997-98)
Nikoloz Tskitishvili (2002-05)
Ruben Patterson (2005-06)
Von Wafer (2007-08)

#23
Jeff Congdon (1967-68; '69-70)
John Barnhill (1970-71)
Steve Mix (1971-72)
Steve Jones (1973-74)
T.R. Dunn (1980-88; '89-91)
Bryant Stith (1992-00)
Marcus Camby (2002-08)
Shelden Williams (2010-11)

#24
Tom Hoover (1967-68)
Bill McGill (1968-69)
Spencer Haywood (1969-70)
Dwight Waller (1970-72)
John Q. Trapp (1972-73)
Bobby Jones (1974-78)
Gary Garland (1979-80)
Bill Hanzlik (1982-91)
Todd Lichti (1992-93)
Antonio McDyess (1995-97, '98-02, '08-09)
Andre Miller ('03-06, '11-Pres.)

#25
Dave Robisch (1971-75, '80-84)
Dan Issel (1975-76)
George Zidek (1996-98)
Roy Rogers (1999-00)
Zendon Hamilton (2001-02)
John Crotty (2002-03)
Steve Blake (2006-07)
Anthony Carter (2006-11)
Timofey Mozgov (2010-Pres.)

#27
Elmore Spencer (1995-96)
Mengke Bateer (2001-02)
Johan Petro (2008-10)

#28
Robert Werdann (1992-93)

#29
Calbert Cheaney (2000-02)
Mike Wilks (2007-08)

#30
Ron Horn (1967-68)
R.B. Lynam (1967-68)
Richie Moore (1967-68)
Ken Wilburn (1968-69)
Tom Workman (1970-71)
Willie Long (1972-74)
George Irvine (1975-76)
Jacky Dorsey (1977-78)
Darnell Hillman (1977-78)
Norman Cook (1977-78)
George McGinnis (1978-81)
Anthony Roberts (1983-84)
Jay Vincent (1987-89)
Marcus Liberty (1990-94)
Kenny Smith (1996-97)

#30 (CONT.)
Priest Lauderdale (1997-98)
Mark Strickland (2000-01)
Carlos Arroyo (2001-02)
Mark Blount (2002-03)
Reggie Evans (2005-07)
Dahntay Jones (2008-09)
Malik Allen (2009-10)

#31
Marv Roberts (1971-74)
Maurice "Bo" Ellis (1977-80)
Pete Williams (1985-87)
Andre Moore (1987-88)
Nick Van Exel (1998-02)
Nenê (2002-2012)

#32
Larry Jones (1967-70)
Jan Van Breda Kolff (1974-75)
Bobby Wilkerson (1977-80)
Howard Carter (1983-84)Mark Alarie (1986-87)
Eric Williams (1997-99)
Chris Gatling (1999-00)
Garth Joseph (2000-01)
Ryan Bowen (2001-04)
Julius Hodge (2005-07)
Renaldo Balkman (2008-11)

#33*
Don Sidle (1970-71)
David Thompson (1975-82)*
Ken Dennard (1983-84)
Calvin Natt (1984-89)
Greg Anderson (1990-92)

#34
Walt Piatkowski (1968-70)
Cedric Hordges (1980-82)
Dan Schayes (1982-90)
Anthony Mason (1990-91)
Reggie Williams (1990-96)
Loren Meyer (1998-99)
Isaiah Rider (2001-02)
Jelani McCoy (2007-08)
Melvin Ely (2010-11)
JaVale McGee (2012-Pres.)

#35
Larry Cannon (1970-71)
Paul Silas (1976-77)
Kim Hughes (1978-81)
Richard Anderson (1983-84)
Joe Kopicki (1984-85)
Brad Wright (1987-88)
Michael Brooks (1987-88)
Jerome Lane (1988-92)
Reggie Slater (1994-95)
Darvin Ham (1996-97)
Cheikh Samb (2008-09)
Kenneth Faried (2011-Pres.)

#36
Shawnelle Scott (2001-02)

#40*
Byron Beck (1967-77)*

#41
Tom Boswell (1978-80)
Arvid Kramer (1979-80)
Blair Rasmussen (1985-91)
LaSalle Thompson (1996-97)
James Posey (1999-03)
Mark Pope (2003-04)
Kosta Koufos (2010-Pres.)

#42
Lonnie Wright (1967-68, '70-71)
Willie Wise (1976-77)
Ron Valentine (1980-81)
Wayne Cooper (1984-89)
Mike Higgins (1989-90)
Joe Wolf (1990-92)
Mark Randall (1993-94; '94-95)
Ryan Bowen (1999-01)
Scott Williams (2001-02)

#43
James Ray (1980-83)
Wayne Englestad (1988-89)
Kevin Brooks (1991-94)
Kevin Willis (2000-01)
Linas Kleiza (2005-09)

#44*
Willie Murrell (1967-68)
Willie Rogers (1968-69)
Ben Warley (1969-70)
Ralph Simpson (1970-76)
Dan Issel (1976-85)*

#45
Tom LaGarde (1977-78)
Jawann Oldham (1980-81)
Tim Kempton (1989-90)
Anthony Cook (1990-91)
Gary Plummer (1992-93)
Mark Randall (1993-94)
Raef LaFrentz (1998-02)
Steven Hunter (2007-09)

#50
Tom Bowens (1967-68)
Charlie Parks (1968-69)
Julius Keye (1970-71)
Steve Mix (1971-72)
Steve Scheffler (1991-92)
Reggie Slater (1995-96)
Matt Fish (1995-96)
Ervin Johnson (1996-97)
Dan McClintock (2000-01)

#51
Michael Doleac (2003-04)

#52
Larry Bunce (1968-69)
Julius Keye (1969-70)

#53
Rich Kelley (1982-83)
Cliff Levingston (1994-95)
Jerome Allen (1996-97)

#54
Wayne Hightower (1967-69)
Greg Wittman (1969-70)
Rodney Rogers (1993-95)
Ronald "Popeye" Jones (1999-00)
Terry Davis (2000-01)

#55
Phil Hicks (1978-79)
Kiki Vandeweghe (1980-84)
Dikembe Mutombo (1991-96)
Aaron Williams (1996-97)

#56
Francisco Elson (2003-06)

*Number retired in his honor

NORTH CAROLINA (15)
Larry Brown (1970-72)
Geoff Crompton (1977-78)
Walter Davis (1988-92)
Raymond Felton (2010-11)
Bobby Jones (1974-78)
John Kuester (1978-79)
Tom Lagarde (1977-78)
Ty Lawson (2009-Pres.)
Jeff McInnis (1996-97)
Charles Scott (1978-80)
Kenny Smith (1996-97)
Don Washington (1974-75)
Scott Williams (2001-02)
Shammond Williams (2002-03)
Joe Wolf (1990-92; '97-98)

UCLA (9)
Arron Afflalo (2009-2012)
David Greenwood (1988-89)
Don MacLean (1995-96)
Jelani McCoy (2007-08)
Tracy Murray (2000-01)
Kiki Vandeweghe (1980-84)
Earl Watson (2005-06)
Brad Wright (1987-88)
George Zidek (1996-98)

KANSAS (7)
Roger Brown (1975-76)
Norman Cook (1977-78)
Wayne Hightower (1967-69)
Adonis Jordan (1993-94)
Raef LaFrentz (1998-02)
Mark Randall (1993-95)
Dave Robisch (1971-75, '80-84)

CINCINNATI (6)
Danny Fortson (1997-99)
DerMarr Johnson (2004-07)
Kenyon Martin (2004-2011)
Ruben Patterson (2005-06)
Kenny Satterfield (2001-02)
Nick Van Exel (1998-02)

LA SALLE (6)
Michael Brooks (1987-88)
Larry Cannon (1970-71)
Tim Legler (1990-91)
Doug Overton (1995-96)
Fatty Taylor (1974-75, '76-77)
Randy Woods (1995-96)

UNLV (6)
Keon Clark (1998-01)
Glen Gondrezick (1979-83)
Isaiah Rider (2001-02)
Robert Smith (1977-79)
Elmore Spencer (1995-96)
John Q. Trapp (1972-73)

NOTRE DAME (6)
Elmer Bennett (1996-97)
LaPhonso Ellis (1992-98)
Bill Hanzlik (1982-91)
Tim Kempton (1989-90)
Monty Williams (1998-99)
Orlando Woolridge (1990-91)

TENNESSEE STATE (6)
John Barnhill (1970-71)
Anthony Mason (1990-91)
Ted McClain (1976-77)
Lefty Thomas (1967-68)
Dwight Waller (1969-70, '71-72)
Ben Warley (1969-70)

ALABAMA (5)
T.R. Dunn (1980-91)
Jim Farmer (1990-91, '93-94)
Antonio McDyess (1995-97; '98-02)
Roy Rogers (1999-00)
Eric Washington (1997-99)

DUKE (5)
Mark Alarie (1986-87)
Ken Dennard (1983-84)
Dahntay Jones (2008-09)
Bob Verga (1968-69)
Shelden Williams (2010-11)

INDIANA (5)
Calbert Cheaney (2000-02)
Dean Garrett (1997-98)
Ron Horn (1967-68)
George McGinnis (1978-80)
Bobby Wilkerson (1977-80)

ST. JOHN'S (5)
Zendon Hamilton (2001-02)
Mark Jackson (1996-97)
George Johnson (1979-80)
Shawnelle Scott (2001-02)
Robert Werdann (1992-93)

SOUTH CAROLINA (5)
Renaldo Balkman (2008-11)
Tom Boswell (1978-80)
Alex English (1979-90)
Cedric Hordges (1980-82)
John Roche (1979-82)

HOUSTON (4)
Greg Anderson (1990-92)
Anthony Goldwire (1996-98; '00-01)
Carl Herrera (1998-99)
Rob Williams (1982-84)

LOUISIANA STATE (4)
Mahmoud Abdul-Rauf (1990-96)
Howard Carter (1983-84)
Dan Hester (1970-71)
Kenny Higgs (1980-82)

MICHIGAN (4)
Juwan Howard (2001-03, '08-09)
Jimmy King (1996-97)
Terry Mills (1990-91)
Jalen Rose (1994-96)

SOUTHERN CALIFORNIA (4)
Dwight Anderson (1982-83)
Mack Calvin (1974-75, '76-78)
Robert Pack (1992-95; '00-01)
Jeff Trepagnier (2002-04)

SYRACUSE (4)
Carmelo Anthony (2003-11)
Jason Hart (2008-09)
Dan Schayes (1982-90)
Stephen Thompson (1989-90)

VIRGINIA (4)
Cory Alexander (1997-00)
John Crotty (2002-03)
Gus Gerard (1975-77)
Bryant Stith (1992-00)

ARIZONA (3)
Anthony Cook (1990-93)
Bison Dele (1993-95)
Pete Williams (1985-87)

ARKANSAS (3)
Scott Hastings (1991-93)
Darrell Walker (1986-87)
Sonny Weems (2008-09)

COLORADO (3)
Chauncey Billups (1998-00, '08-11)
Chuck Gardner (1967-68)
Chuck Williams (1971-72, '75-77)

DEPAUL (3)
Wilson Chandler (2010-11)
Gary Garland (1979-80)
Steven Hunter (2007-09)

FLORIDA (3)
Corey Brewer (2011-Pres.)
Taurean Green (2007-08)
Donnell Harvey (2001-03)

GEORGIA TECH (3)
Jon Barry (2003-04)
Craig Neal (1990-91)
Tom Hammonds (1992-97)

GEORGETOWN (3)
Dikembe Mutombo (1991-96)
Reggie Williams (1990-96)
Allen Iverson (2006-09)

ILLINOIS (3)
Kenny Battle (1990-91)
Kiwane Garris (1997-98)
Marcus Liberty (1990-94)

IOWA (3)
Ryan Bowen (1999-04)
Reggie Evans (2005-07)
Roy Marble (1993-94)

KENTUCKY (3)
Dan Issel (1975-85)
Ron Mercer (1999-00)
Mark Pope (2003-05)

MICHIGAN STATE (3)
Ralph Simpson (1970-78)
Jay Vincent (1987-89)
Kevin Willis (2000-01)

MISSOURI (3)
Melvin Booker (1996-97)
DeMarre Carroll (2011-12)
Linas Kleiza (2005-09)

NORTH CAROLINA STATE (3)
Julius Hodge (2005-07)
David Thompson (1975-82)
Monte Towe (1975-77)

OKLAHOMA (3)
Willie Rogers (1968-69)
Don Sidle (1970-71)
Eduardo Najera (2005-08)

PURDUE (3)
Joe Barry Carroll (1989-90)
Keith Edmonson (1983-84)
Steve Scheffler (1991-92)

ST. JOSEPH'S (PA) (3)
Cliff Anderson (1969-70)
Maurice Martin (1986-89)
Pat McFarland (1973-75)

STANFORD (3)
Rich Kelley (1982-83)
Todd Lichti (1989-93)
Claude Terry (1972-76)

WASHINGTON (3)
George Irvine (1975-76)
Bobby Jones (2007-08)
Eldridge Recasner (1994-95)

UTAH (3)
Michael Doleac (2003-04)
Bill McGill (1968-69)
Andre Miller ('03-07, '11-Pres.))

ARIZONA STATE (2)
Art Becker (1970-72)
Fat Lever (1984-90)

AUBURN (2)
Adam Harrington (2002-03)
Wesley Person (2004-05)

BOSTON COLLEGE (2)
Michael Adams (1987-91)
Howard Eisley (2005-06)

BRADLEY (2)
Al Smith (1971-74)
Levern Tart (1968-69)

BRIGHAM YOUNG (2)
Jeff Congdon (1967-70)
John Fairchild (1968-69)

CALIFORNIA (2)
Francisco Elson (2003-06)
Jamal Sampson (2006-07)

CENTRAL STATE (OH) (2)
Priest Lauderdale (1997-98)
Ken Wilburn (1968-69)

CLEMSON (2)
Greg Buckner (2004-06)
Chris Whitney (2002-03)

COLORADO STATE (2)
Eddie Hughes (1988-90)
Lonnie Wright (1967-71)

DENVER (2)
Byron Beck (1967-77)
Dave Bustion (1972-73)

DETROIT (2)
Spencer Haywood (1969-70)
Joe Kopicki (1984-85)

FLORIDA STATE (2)
George McCloud (1999-02)
Von Wafer (2007-08)

FRESNO STATE (2)
Melvin Ely (2010-11)
Chris Herren (1999-00)

HAWAII (2)
Anthony Carter (2006-11)
Predrag Savovic (2002-03)

JACKSONVILLE (2)
James Ray (1980-83)
Otis Smith (1986-88)

KANSAS STATE (2)
Mike Evans (1982-88)
Willie Murrell (1967-68)

MARYLAND (2)
Steve Blake (2006-07)
Joe Smith (2006-07)

MASSACHUSETTS (2)
Marcus Camby (2002-08)
Gary Forbes (2010-11)

MINNESOTA (2)
Bobby Jackson (1997-98)
Voshon Lenard (2000-02, '03-06)

NEW MEXICO (2)
Willie Long (1972-74)
Charles Smith (2005-06)

NEW ORLEANS (2)
Wayne Cooper (1984-89)
Ervin Johnson (1996-97)

OKLAHOMA STATE (2)
Joey Graham (2009-10)
Brooks Thompson (1996-97)

OLD DOMINION (2)
Chris Gatling (1999-00)
Ron Valentine (1980-81)

OREGON (2)
Steve Jones (1973-74)
Blair Rasmussen (1985-91)

PITTSBURGH (2)
Mark Blount (2002-03)
Jerome Lane (1988-92)

PROVIDENCE (2)
Eric Murdock (1996-97)
Eric Williams (1997-99)

RICE (2)
Ricky Pierce (1996-97)
Mike Wilks (2007-08)

SAN JOSE STATE (2)
Tariq Abdul-Wahad (1999-02)
Darnell Hillman (1977-78)

SEATTLE (2)
Jawann Oldham (1980-81)
Tom Workman (1970-71)

SOUTH CAROLINA STATE (2)
Frank Card (1971-73)
Julius Keye (1969-74)

TEMPLE (2)
Mark Macon (1991-94)
Mark Strickland (2000-01)

TENNESSEE (2)
Dale Ellis (1994-97)
Vincent Yarbrough (2002-03)

TENNESSEE-CHATTANOOGA (2)
Johnny Taylor (1998-00)
Willie White (1984-86)

TEXAS (2)
Jordan Hamilton (2011-Pres.)
LaSalle Thompson (1996-97)

TEXAS-EL PASO (2)
Tim Hardaway (2001-02)
Julyan Stone (2011-Pres.)

TEXAS TECH (2)
Tony Battie (1997-98)
Darvin Ham (1996-97)

TOLEDO (2)
Larry Jones (1967-70)
Steve Mix (1971-72)

UTAH STATE (2)
Larry Bunce (1968-69)
Marv Roberts (1971-74)

VILLANOVA (2)
Malik Allen (2009-10)
Tom Hoover (1967-68)

WESTERN KENTUCKY (2)
Wayne Chapman (1970-71)
Darnell Mee (1993-95)

WICHITA STATE (2)
Warren Jabali (1972-74)
Cliff Levingston (1994-95)

XAVIER (OH) (2)
James Posey (1999-03)
Aaron Williams (1996-97)

AUGUSTANA (1)
Arvid Kramer (1979-80)

BLINN (TX) J.C. (1)
Chris Andersen (2001-04, '08-12

BOWLING GREEN (1)
Walt Piatkowski (1969-70)

BOSTON (1)
Gary Plummer (1992-93)

UC-IRVINE (1)
Wayne Englestad (1988-89)

UC-SANTA BARBARA (1)
Richard Anderson (1983-84)

CANISIUS (1)
John Morrison (1967-68)

CHARLOTTE (1)
Rodney White (2002-05)

COLLEGE OF ST. ROSE (1)
Garth Joseph (2000-01)

CONNECTICUT (1)
Jimmy Foster (1975-76)

CREIGHTON (1)
Paul Silas (1975-76)

DRAKE (1)
Willie Wise (1976-77)

EASTERN CAROLINA (1)
Greg Wittman (1969-70)

EASTERN MICHIGAN (1)
Earl Boykins (2003-07)

FLORIDA INTERNATIONAL (1)
Carlos Arroyo (2001-02)

GEORGIA (1)
Jacky Dorsey (1977-78)

GRAMBLING (1)
Tom Bowens (1967-68)

HANOVER (IN) (1)
Steve Wilson (1970-72)

HIRAM SCOTT (1)
Richie Moore (1967-68)

IDAHO STATE (1)
Charley Parks (1968-69)

INDIANA STATE (1)
Carl Nicks (1980-81)

IOWA STATE (1)
Loren Meyer (1998-99)

KENTUCKY STATE (1)
Floyd Theard (1969-70)

LONG BEACH STATE (1)
Bryon Russell (2004-06)

LOUISIANA TECH (1)
Mike Green (1973-75)

LOUISVILLE (1)
Jim Price (1976-78)

LOYOLA, CHICAGO (1)
Andre Moore (1987-88)

LOYOLA, MARYMOUNT (1)
Corey Gaines (1990-91)

MANHATTAN (1)
Luis Flores (2004-05)

MARQUETTE (1)
Bo Ellis (1977-80)

MEMPHIS (1)
Vincent Askew (1996-97)

MISSISSIPPI (1)
Elston Turner (1984-86, '88-89)

MOREHEAD ST. (1)
Kenneth Faried (2011-Pres.)

MOREHOUSE (1)
Harold Ellis (1997-98)

MORGAN STATE (1)
Marvin Webster (1975-77)

MURRAY STATE (1)
Ronald "Popeye" Jones (1999-00)

NEBRASKA (1)
Grant Simmons (1967-69)

NEVADA (1)
JaVale McGee (2012-Pres.)

UNC-WILMINGTON (1)
Matt Fish (1995-96)

NE LOUISIANA (1)
Calvin Natt (1984-89)

NORTHERN ARIZONA (1)
Dan McClintock (2000-01)

NORTHERN COLORADO (1)
Mike Higgins (1989-90)

NORTHERN ILLINOIS (1)
Jim Bradley (1975-76)

NORTHWESTERN (1)
Billy McKinney (1980-83)

OHIO STATE (1)
Kosta Koufos (2010-Pres.)

OKLAHOMA BAPTIST (1)
R.B. Lynam (1967-68)

ORAL ROBERTS (1)
Anthony Roberts (1977-80, '83-84)

PENNSYLVANIA (1)
Jerome Allen (1996-97)

PEPPERDINE (1)
Yakhouba Diawara (2006-08)

PORTLAND (1)
Darwin Cook (1988-89)

PRINCETON (1)
Brian Taylor (1977-78)

RHODE ISLAND (1)
Tyson Wheeler (1998-99)

RICHMOND (1)
Johnny Newman (1997-98)

SAINT LOUIS (1)
David Burns (1981-82)

SETON HALL (1)
Mark Bryant (2002-03)

SOUTH FLORIDA (1)
Chucky Atkins (2007-09)

SOUTHERN (1)
Avery Johnson (1990-91)

SOUTHERN MISSISSIPPI (1)
Kelly McCarty (1998-99)

SOUTHWEST MISSOURI ST. (1)
Winston Garland (1991-92)

SOUTHWEST LOUISIANA (1)
Kevin Brooks (1991-94)

TEXAS-SAN ANTONIO (1)
Devin Brown (2002-03)

TRENTON STATE (NJ) (1)
Greg Grant (1994-95; '95-96)

TULANE (1)
Phil Hicks (1978-79)

TULSA (1)
Julian Hammond (1967-72)

VANDERBILT (1)
Jan Van Breda Kolff (1974-75)

VIRGINIA UNION (1)
Terry Davis (2000-01)

WAKE FOREST (1)
Rodney Rogers (1993-95)

WILBERFORCE (1)
Lonnie Lynn (1969-70)

WINGATE (1)
Junior Harrington (2002-03)

WISCONSIN (1)
Kim Hughes (1978-81)

WYOMING (1)
Reggie Slater (1994-95; '95-96)

1977 NBA DRAFT

ROUND	OVERALL PICK	PLAYER, SCHOOL
1	9	Tom LaGarde, F, North Carolina *
1	21	Anthony Roberts, F, Oral Roberts *
3	65	Robert Smith, G, UNLV *
5	109	John Billips, G, Mississippi
6	130	Jim Town, F, Massachusetts
7	148	Willie High, Alabama State
8	169	Len Saunders, G, Florida

1978 NBA DRAFT

ROUND	OVERALL PICK	PLAYER, SCHOOL
1	17	Rod Griffin, F, Wake Forest
1	21	Mike Evans, G, Kansas State *
3	46	Hollis Copeland, F, Rutgers
5	106	Mike Edwards, G, Pan American
6	127	Robert Heard, G, Columbus College (GA.)
7	148	Jack Gilloon, G, South Carolina
8	166	Larry Vaculik, F, Colorado
9	183	Tom Schneeberger, F, Air Force
10	198	Phil Taylor, F, Arizona

1979 NBA DRAFT

ROUND	OVERALL PICK	PLAYER, SCHOOL
2	30	Gary Garland, G, DePaul *
5	102	Larry Williams, F, Louisville
6	122	Odell Ball, C, Marquette
7	144	John Johnson, G, Creighton
8	162	Matt Teahan, F, Denver
9	179	Emmett Lewis, G, Colorado

1980 NBA DRAFT

ROUND	OVERALL PICK	PLAYER, SCHOOL
1	5	James Ray, F, Jacksonville *
1	23	Carl Nicks, G, Indiana State *
2	41	Jawaan Oldham, C, Seattle *
3	47	Kurt Nimphius, C, Arizona State
3	48	Eddie Lee, G, Cincinnati
3	51	Ron Valentine, F, Old Dominion *
4	73	Sammie Ellis, F, Pittsburgh
5	97	James Patrick, G, Sthwst Texas State
6	119	Ernie Hill, G, Oklahoma City
7	143	Tommy Springer, G, Vanderbilt
9	184	Jim Graziano, F, South Carolina
10	202	Earl Sango, F, Regis College (Denver)

1981 NBA DRAFT

ROUND	OVERALL PICK	PLAYER, SCHOOL
2	34	Kenneth Green, F, Texas Pan American
5	101	Willie Sims, G, Louisiana State
6	124	Alonzo Weatherly, F, Denver
7	147	Greg Manning, G, Maryland
8	169	Curtis Redding, G, St. John's
9	191	Andrew Burton, G, Austin Peay
10	211	Derrick Rowland, F, Potsdam State

1982 NBA DRAFT

ROUND	OVERALL PICK	PLAYER, SCHOOL
1	19	Rob Williams, G, Houston *
3	62	Roylin Bond, G, Pepperdine
4	84	Alford Turner, G, Southwest Louisiana
5	109	Bill Duffy, G, Santa Clara
6	131	Chris Brust, F, North Carolina
7	153	Jeb Barlow, F, North Carolina
8	178	Donnie Speer, F, Alabama-Birmingham
9	200	Dean Sears, F, UCLA
10	220	Mike Philips, G, Niagara

1983 NBA DRAFT

ROUND	OVERALL PICK	PLAYER, SCHOOL
1	15	Howard Carter, G, Louisiana State *
2	37	David Russell, F, St. John's
3	61	David Little, F, Oklahoma
4	83	York Gross, G, Cal-Santa Barbara
5	107	James Braddock, G, North Carolina
6	129	Glen Green, F, Murray State
7	153	Maurice McDaniel, F, Catawba College
8	175	Cliff Tribus, C, Davidson
9	198	Bobby Van Noy, F, Catawba College
10	218	Cleveland McCrae, F, Catawba College

1984 NBA DRAFT

ROUND	OVERALL PICK	PLAYER, SCHOOL
2	42	Willie White, G, Tenn.-Chattanooga *
4	79	Karl Tilleman, G, Calgary
5	103	Prince Bridges, G, Missouri
6	125	Willie Burton, F, Tennessee
7	149	Mark Simpson, F, Catawba College
8	171	Bill Wendlandt, F, Texas
9	194	Cecil Exum, F, North Carolina
10	215	Dexter Bailey, G, Xavier (Ohio)

1985 NBA DRAFT

ROUND	OVERALL PICK	PLAYER, SCHOOL
1	15	Blair Rasmussen, C, Oregon *
2	43	Barry Stevens, G, Iowa State
4	89	Pete Williams, F, Arizona *
5	112	Kenny Brown, G, Texas A&M
6	135	Joe Carrobino, F, Harvard
7	158	Eddie Smith, F, Arizona

1986 NBA DRAFT

ROUND	OVERALL PICK	PLAYER, SCHOOL
1	16	Maurice Martin, G, St. Joseph's *
1	18	Mark Alarie, F, Duke *
2	41	Otis Smith, G, Jacksonville *
3	64	Don Redden, F, Louisiana State
4	87	Anthony Watson, G, San Diego State
5	110	Jon Collins, G, Eastern Illinois
6	133	Anthony Frederick, F, Pepperdine
7	156	Mike Marshall, G, McNeese State

1987 NBA DRAFT

ROUND	OVERALL PICK	PLAYER, SCHOOL
2	31	Andre Moore, F, Loyola (Chicago) *
3	54	Tom Schafer, F, Iowa State
4	77	David Boone, F, Marquette
5	100	Ronnie Grandison, F, New Orleans
6	123	Kelvin Scarborough, G, New Mexico
7	156	Curtis Hunter, G, North Carolina

1988 NBA DRAFT

ROUND	OVERALL PICK	PLAYER, SCHOOL
1	23	Jerome Lane, F, Pittsburgh *
2	43	Todd Mitchell, F, Purdue
2	47	Vernon Maxwell, G, Florida @
3	66	Dwight Boyd, G, Memphis State

1989 NBA DRAFT

ROUND	OVERALL PICK	PLAYER, SCHOOL
1	15	Todd Lichti, G, Stanford *
2	42	Michael Cutright, G, McNeese State
2	47	Reginald Turner, F, Alabama-Birmingham

1990 NBA DRAFT

ROUND	OVERALL PICK	PLAYER, SCHOOL
1	3	Mahmoud Abdul-Rauf, G, Louisiana State *
2	42	Marcus Liberty, F, Illinois *

1991 NBA DRAFT

ROUND	OVERALL PICK	PLAYER, SCHOOL
1	4	Dikembe Mutombo, C, Georgetown *
1	8	Mark Macon, G, Temple *

1992 NBA DRAFT

ROUND	OVERALL PICK	PLAYER, SCHOOL
1	5	LaPhonso Ellis, F, Notre Dame *
1	13	Bryant Stith, G, Virginia *
2	46	Robert Werdann, C, St. John's *

1993 NBA DRAFT

ROUND	OVERALL PICK	PLAYER, SCHOOL
1	9	Rodney Rogers, F, Wake Forest *
2	43	Josh Grant, F, Utah $

1994 NBA DRAFT

ROUND	OVERALL PICK	PLAYER, SCHOOL
1	13	Jalen Rose, G/F, Michigan *

1995 NBA DRAFT

ROUND	OVERALL PICK	PLAYER, SCHOOL
1	15	Brent Barry, G/F, Oregon State #
2	44	Anthony Pelle, C, Fresno State

1996 NBA DRAFT

ROUND	OVERALL PICK	PLAYER, SCHOOL
1	23	Efthimios Rentzias, F, PAOK (Greece)
2	37	Jeff McInnis, G, North Carolina *

1997 NBA DRAFT

ROUND	OVERALL PICK	PLAYER, SCHOOL
1	5	Tony Battie, F, Texas Tech *
2	33	James Cotton, G, Long Beach State !
2	42	Jason Lawson, C, Villanova %

1998 NBA DRAFT

ROUND	OVERALL PICK	PLAYER, SCHOOL
1	3	Raef LaFrentz, F/C, Kansas *
1	23	Tyronn Lue, G, Nebraska ^
2	54	Tremaine Fowlkes, F, Fresno State
2	55	Ryan Bowen, F, Iowa *

1999 NBA DRAFT

ROUND	OVERALL PICK	PLAYER, SCHOOL
1	18	James Posey, F, Xavier (Ohio) *
2	33	Chris Herren, G, Fresno State *
2	41	Francisco Elson, C, California *

2000 NBA DRAFT

ROUND	OVERALL PICK	PLAYER, SCHOOL
1	26	Mamadou N'diaye, C, Auburn
2	53	Dan McClintock, C, Northern Ariz. *

2001 NBA DRAFT

ROUND	OVERALL PICK	PLAYER, SCHOOL
2	47	Ousmane Cisse, F, St. Jude H.S. (Ala.)

2002 NBA DRAFT

ROUND	OVERALL PICK	PLAYER, SCHOOL
1	5	Nikoloz Tskitishvili, F, Rep. of Georgia*
1	25	Frank Williams, G, Illinois &
2	33	Vincent Yarbrough, F, Tennessee *

2003 NBA DRAFT

ROUND	OVERALL PICK	PLAYER, SCHOOL
1	3	Carmelo Anthony, F, Syracuse *
2	46	Sani Becirovic, G, Vertus Bologna (Italy)
2		~

2004 NBA DRAFT

ROUND	OVERALL PICK	PLAYER, SCHOOL
1	20	Jameer Nelson, G, St. Josephs +

2005 NBA DRAFT

ROUND	OVERALL PICK	PLAYER, SCHOOL
1	20	Julius Hodge, G/F, N.C. State *
1	22	Jarrett Jack, G, Georgia Tech <
2	52	Axel Hervelle, F, Belgium

2006 NBA DRAFT

ROUND	OVERALL PICK	PLAYER, SCHOOL
2	49	Leon Powe, F, California >

2007 NBA DRAFT

ROUND	OVERALL PICK	PLAYER, SCHOOL

Did not have pick

2008 NBA DRAFT

ROUND	OVERALL PICK	PLAYER, SCHOOL

Did not have pick {

2009 NBA DRAFT

ROUND	OVERALL PICK	PLAYER, SCHOOL
1	Did not have pick =	
2	34	Sergio Llull, G, Spain ?

2010 NBA DRAFT

ROUND	OVERALL PICK	PLAYER, SCHOOL

Did not have pick

2011 NBA DRAFT

ROUND	OVERALL PICK	PLAYER, SCHOOL
1	22	Kenneth Faried, F, Morehead State "

2012 NBA DRAFT

ROUND	OVERALL PICK	PLAYER, SCHOOL
1	20	Evan Fournier, G, France
2	38	Quincy Miller, F, Baylor
2	50	Izzet Turkyilmaz, F, Turkey

* Played for Denver

@ Draft rights traded to San Antonio for a 1989 second-round choice.

$ Draft rights traded to Golden State for the draft rights to Darnell Mee.

\# Draft rights traded to L.A. Clippers along with Rodney Rogers for Randy Woods and the draft rights to Antonio McDyess.

! Draft rights traded to Seattle along with a second-round draft choice in 1998 in exchange for the draft rights to Bobby Jackson.

% Draft rights traded to Orlando in exchange for the draft rights to Eric Washington and a second-round draft choice in 1999.

^ Draft rights traded to L.A. Lakers along with Tony Battie in exchange for Nick Van Exel.

& Draft rights traded to New York along with Antonio McDyess and a future second-round pick in exchange for Marcus Camby, Mark Jackson and the draft rights to Nenê.

~ Draft rights to Xue Yuyang (No. 57 overall) acquired from Dallas in exchange for a 2004 second round draft choice.

\+ Draft rights traded to Orlando in exchange for a future first round draft choice.

< Draft rights traded to Portland in exchange for the draft rights to Linas Kleiza and Ricky Sanchez.

> Draft rights traded to Boston in exchange for a second round draft choice in 2007.

{ Draft rights to Sonny Weems (No. 37 overall) acquired from Chicago in exchange for a 2009 second round draft choice.

= Draft rights to Ty Lawson (No. 18 overall) acquired from Minnesota in exchange for a future first round draft choice.

? Draft rights traded to Houston in exchange for cash considerations.

" Acquired Andre Miller from Portland and the draft rights to Jordan Hamilton (No. 25 overall) from Dallas in echange for Raymond Felton in a three-team draft night deal. Also acquired the draft rights to Chu Chu Maduabum (No. 54 overall) from L.A. Lakers in exchange for a future second round pick.

1976-77

Aug. 5: Acquired Fatty Taylor from Philadelphia in exchange for a second-round pick in 1977 (Herm Harris).

Sept. 15: Acquired Ted McClain from the New York Nets in exchange for a third-round draft choice (Dave Batton) and a fourth-round pick (Walter Jordan) in the 1978 draft & cash.

Sept. 21: Traded Claude Terry to Buffalo for future considerations.

Sept. 21: Signed Willie Wise as a free agent. Oct. 5: Waived Jimmy Foster.

Oct. 20: Acquired Paul Silas from Boston in a three-team trade that sent Ralph Simpson from Denver to Detroit & Curtis Rowe from Detroit to Boston.

Dec. 17: Traded Gus Gerard and Chuck Williams to Buffalo for Jim Price.

Feb. 15: Acquired Mack Calvin off waivers from San Antonio.

1977-78

May 24: Traded Marvin Webster, Paul Silas & Willie Wise to Seattle for Tom Burleson, Bobby Wilkerson and a second-round draft choice in the 1977 draft (Nuggets traded pick to Kansas City who traded it to Chicago, who selected Steve Sheppard).

May 25: Traded Tom Burleson & a second-round pick in the 1977 draft (Kings traded pick to Chicago who selected Steve Sheppard) to Kansas City in exchange for Brian Taylor & a first-round pick in the 1977 draft (Tom LaGarde).

June 24: Signed Jack Dorsey as a free agent.

Aug. 9: Signed Anthony Roberts.

Aug. 11: Signed Robert Smith.

Aug. 31: Named George Irvine assistant coach.

Sept. 4: Signed Tom LaGarde.

Sept. 29: Waived Monte Towe.

Oct. 6: Obtained a third-round draft choice in 1978 (Hollis Copeland) from Buffalo as compensation for the free agent signing of Ted McClain.

Oct. 11: Acquired Bo Ellis from Washington in exchange for Denver's first pick in 1978 (Dave Corzine).

Oct. 17: Waived Byron Beck & Fatty Taylor.

Nov. 14: Waived Jack Dorsey.

Jan. 30: Waived Robert Smith.

Jan. 30: Acquired Darnell Hillman from the New York Nets in exchange for a second-round pick in 1979 (Clint Richardson) & cash.

Feb. 1: Acquired Ralph Simpson from Detroit in exchange for Jim Price & a first-round pick in the 1979 draft (Phil Hubbard).

Feb. 8: Re-signed Robert Smith.

Feb. 15: Brian Taylor, who left team on Jan. 16 was signed as a veteran free agent by San Diego. Denver received two second-round draft choices as compensation.

1978-79

June 9: Acquired Seattle's first-round pick in the 1978 draft (Rod Griffin) in exchange for Tom LaGarde.

June 26: Acquired Ron Boone and a second-round pick in the 1979 draft from Kansas City in exchange for Darnell Hillman and the draft rights to Mike Evans. Traded the pick (Mark Young) and an additional second-round pick in '79 (Oliver Mack) to Los Angeles in exchange for Charlie Scott.

July 8: Acquired Geoff Crompton from Kansas City in exchange for Denver's fourth-round pick in 1981 (Kenny Dennard). Signed Kim Hughes as a free agent.

Aug. 16: Traded Bobby Jones & Ralph Simpson to Philadelphia for George McGinnis.

Aug. 23: Signed Phil Hicks as a free agent.

Sept. 8: Signed Tom Boswell as a free agent.

Oct. 12: Waived Mack Calvin and Phil Hicks.

Nov. 13: Re-signed Phil Hicks.

Jan. 12: Waived Phil Hicks.

April 11: Waived Geoff Crompton.

1979-80

June 14: Received two second-round picks in the 1979 draft (Gary Garland; traded second pick to Chicago who selected Lawrence Butler) from San Diego as compensation for the free-agent signing of Brian Taylor.

July 23: Sold two draft choices in the 1979 draft to Chicago.

July 27: Signed John Roche as a free agent.

Oct. 9: Traded Robert Smith to Utah in exchange for a third-round draft choice in 1980 (Eddie Lee) and a second-round draft choice in 1981 (Kenneth Green).

Oct. 19: Acquired George Johnson from Milwaukee for cash.

Nov. 2: Waived Bo Ellis.

Nov. 20: Traded Tom Boswell to Utah for a second-round pick in 1980 (Jawaan Oldham).

Nov. 24: Re-signed Bo Ellis.

Nov. 26: Signed Glen Gondrezick as a free agent.

Nov. 27: Waived Anthony Roberts.

Feb. 1: Acquired Alex English and a first-round pick in 1980 (Carl Nicks) from Indiana in exchange for George McGinnis.

Mar. 2: Signed Arvid Kramer to first of two 10-day contracts.

1980-81

May 16: Sold George Johnson to Milwaukee.

June 9: Acquired the rights to Cedrick Hordges from Chicago in exchange for a second-round draft choice in 1981 (Mike Olliver)

Aug. 15: Acquired T.R. Dunn & a first-round draft choice in 1983 (Howard Carter) from Portland in exchange for a first-round draft choice in 1983 (Clyde Drexler) & a second-round choice in 1984 (Steve Colter)

Aug. 18: Signed Ken Higgs as a free agent.

Sept. 19: Waived Gary Garland.

Oct. 8: Sold Bobby Wilkerson to Chicago. Waived Ron Valentine.

Oct. 21: Waived Jawann Oldham.

Oct. 31: Acquired Dave Robisch from Cleveland in exchange for Kim Hughes, a third-round choice in the 1981 draft (Mickey Dillard), a second-round choice in the 1982 draft (Cleveland traded the pick to Indiana, who selected Guy Morgan) and future considerations.

Dec. 2: Re-signed Ron Valentine. Waived Ken Higgs.

Dec. 8: Re-signed Ken Higgs.

Dec. 10: Acquired Kiki Vandeweghe and a first-round pick in 1986 (Maurice Martin) from Dallas in exchange for first-round choices in 1981 (Rolando Blackman) and 1985 (pick was traded to Boston who selected Sam Vincent).

Dec. 22: Traded Carl Nicks to Utah in exchange for Billy McKinney.

1981-82

Nov. 27: Signed David Burns as a free agent.

Dec. 16: Waived David Burns.

Dec. 17: Traded Ron Valentine to Washington for future considerations. Announced the retirement of John Roche following the season.

1982-83

June 17: Acquired the draft rights to Wally Walker & a first-round draft choice in 1982 (Rob Williams) from Seattle in exchange for David Thompson.

June 21: Acquired Rick Kelley from Phoenix in exchange for a first-round draft pick in 1982 (David Thirdkill).

July 16: The NBA Player's Association won a ruling before an arbitrator which disallowed Seattle's ability to trade the rights to Wally Walker - a free agent.

July 20: Acquired Bill Hanzlik from Seattle to complete the David Thompson trade.

Dec. 30: Signed Dwight Anderson to a 10-day contract.

Jan. 9: Did not offer Dwight Anderson a second 10-day contract.

Jan. 12: Signed Mike Evans from the CBA to a contract.

Feb. 7: Acquired Dan Schayes from Utah in exchange for Rick Kelley & cash.

1983-84

Sept. 26: Acquired Ken Dennard from Kansas City in exchange for a third-round pick in the 1985 NBA Draft (Michael Adams).

Oct. 4: Acquired Richard Anderson from San Diego in exchange for Billy McKinney.

Dec. 13: Waived Dave Robisch.

Jan. 21: Acquired Keith Edmondson from San Antonio in exchange for a third-round pick in the 1984 draft (Joe Binion).

Feb. 16: Signed Anthony Roberts to a 10-day contract.

Feb. 25: Waived Ken Dennard.

Feb. 25: Signed Anthony Roberts for the remainder of the season.

1984-85

June 7: Traded Kiki Vandeweghe to Portland in exchange for Wayne Cooper, Lafayette Lever, Calvin Natt, a second-round pick in the 1984 NBA Draft (Willie White) & a first-round pick in the 1985 draft (Blair Rasmussen).

July 25: Waived Anthony Roberts.

Aug. 23: Traded Howard Carter to Dallas in exchange for Elston Turner.

Oct. 20: Signed Russell Cross as a free agent.

Oct. 23: Waived Rob Williams.

Oct. 31: Signed Joe Kopicki as a free agent.

Feb. 11: Waived Russell Cross.

Jan. 22: Announced the retirement of Dan Issel, effective at the end of the season..

1985-86

Sept. 30: Placed Dan Issel on voluntarily retired list.

Oct. 22: Waived Joe Kopicki and Barry Stevens.

1986-87

Oct. 2: Acquired Darrell Walker from New York in exchange for a first-round pick in the 1987 NBA Draft (New York traded pick to Chicago who selected Olden Polynice).

1987-88

Nov. 2: Traded Mark Alarie and Darrell Walker to Washington in exchange for Jay Vincent & Michael Adams.

Dec. 2: Waived Andre Moore.

Dec. 2: Traded Otis Smith to Golden State for cash.

Feb. 22: Signed Brad Wright to a 10-day contract.

Mar. 4: Signed Michael Brooks for the remainder of the season.

1988-89

July 28: Traded the draft rights to Vernon Maxwell to San Antonio in exchange for a second-round draft pick in 1989 (Reggie Turner).

Oct. 6: Signed Wayne Engelstad & Elston Turner as a free agents.

Nov. 4: Signed Eddie Hughes as a free agent.

Dec. 27: Waived Wayne Engelstad & Eddie Hughes.

Jan. 2: Signed Eddie Hughes to the first of consecutive 10-day contracts.

Jan. 26: Traded Jay Vincent and Calvin Natt to San Antonio in exchange for Darwin Cook & David Greenwood.

1989-90

Sept. 11: Acquired Tim Kempton from Charlotte in exchange for a second-round draft choice in 1991 (Kevin Lynch).

Nov. 6: Signed T.R. Dunn as a free agent.

Dec. 29: Signed Mike Higgins to the first of two 10-day contracts.

Jan. 19: Released Mike Higgins after second contract expired.

Feb. 21: Acquired Joe Barry Carroll from the New Jersey Nets in exchange for Michael Cutright.

1990-91

June 21: Traded Lafayette Lever to Dallas in exchange for a first-round draft choice in 1990 (traded pick to Miami, who selected Willie Burton) &1991 (traded pick to Washington, who selected LaBradford Smith).

June 22: Traded the No. 9 (Willie Burton) and No. 15 (Dave Jamerson) picks in the 1990 draft to Miami in exchange for the No. 3 pick (Mahmoud Abdul-Rauf).

Aug. 1: Traded Dan Schayes to Milwaukee in exchange for the draft rights to Terry Mills.

Aug. 8: Acquired Orlando Woolridge from the L.A. Lakers in exchange for second-round draft picks in 1993 & 1995.

Aug. 22: Signed Corey Gaines as a free agent.

Sept. 4: Signed Stephen Thompson as a free agent.

Sept. 28: Acquired Anthony Cook from Detroit in exchange for a 1992 second-round pick.

Oct. 5 Acquired Joe Wolf from the L.A. Clippers as a restricted free agent after Clippers opt to not match Nuggets offer.

Oct. 24: Acquired Avery Johnson from Seattle in exchange for a second-round draft pick in 1997.

Nov. 15: Waived Stephen Thompson.

Nov. 21: Waived Corey Gaines.

Dec. 24: Waived Avery Johnson and T.R. Dunn.

Dec. 28: Signed Tim Legler to consecutive 10-day contracts. Signed Anthony Mason to a 10-day contract.

Jan. 5: Signed Reggie Williams as a free agent.

Jan. 8: Released Anthony Mason after 10-day contract expired.

Jan. 17: Released Tim Legler after second contract expired.

Jan. 23: Traded Walter Davis to Portland in a three-team trade that sent Terry Mills and Drazen Petrovic to New Jersey & sent Greg Anderson & New Jersey's first-round pick in the 1992 draft (Bryant Stith) to Denver.

Jan. 25: Claimed Kenny Battle off waivers.

Feb. 11: Signed Craig Neal to the first of consecutive 10-day contracts.

Mar. 3: Released Craig Neal after second 10-day contract expired.

Mar. 7: Signed Jim Farmer to a 10-day contract.

Mar. 17: Signed Jim Farmer for the remainder of the season.

1991-92

June 11: Traded Michael Adams, the 19th pick in the 1991 NBA Draft (LaBradford Smith) & future considerations to Washington in exchange for the 8th pick in the 1991 NBA Draft (Mark Macon).

July 1: Traded Blair Rasmussen to Atlanta in exchange for a second-round draft pick in 1993 (Josh Grant) &the draft rights to Anthony Avent. Denver then sent the rights to Avent to Milwaukee in exchange for the draft rights to Kevin Brooks, a 1994 second-round draft pick (traded pick to Washington, who traded pick to Orlando, who selected Rodney Dent) &future considerations.

Aug. 13: Traded Orlando Woolridge to Detroit in exchange for Scott Hastings and a 1992 second-round pick (Robert Werdann).

Nov. 23: Waived Jerome Lane.

Feb. 27: Signed Steve Scheffler to the first of consecutive 10-day contracts.

Mar. 31: Signed Steve Scheffler for the remainder of the season.

1992-93

May 20: Named Dan Issel head coach.

June 26: Acquired Winston Garland from the L.A. Clippers for a 1996 (Clippers traded pick to Detroit, who traded pick to Phoenix, who selected Russ Millard).

Oct. 1: Signed Gary Plummer as a free agent.

Oct. 23: Acquired Robert Pack from Portland in exchange for a second-round draft pick in 1993 (Kevin Thompson).

Feb. 4: Signed Tom Hammonds as a free agent.

1993-94

June 30: Acquired the draft rights to Darnell Mee from Golden State in exchange for the draft rights to Josh Grant & a second-round draft choice in 1994 (Anthony Miller).

Aug. 19: Acquired Brian Williams from Orlando in exchange for Todd Lichti & Anthony Cook.

Nov. 19: Acquired Alvin Robertson from Detroit along with a 1995 second-round draft pick and future considerations in exchange for Mark Macon & Marcus Liberty.

Nov. 20: Signed Adonis Jordan as a free agent.

Nov. 29: Signed Mark Randall as a free agent.

Dec. 1: Waived Adonis Jordan.

Jan. 11: Signed Adonis Jordan to a 10-day contract.

Jan. 21: Released Adonis Jordan. Signed Roy Marble to the first of consecutive 10-day contracts.

Feb. 11: Released Roy Marble.

Feb. 15: Signed Jim Farmer to the first of consecutive 10-day contracts.

Mar. 7: Released Jim Farmer.

1994-95

Oct. 6: Signed Cliff Levingston as a free agent.

Jan. 15: Announced the resignation of Head Coach Dan Issel. Named Gene Littles interim head coach.

Feb. 1: Waived Darnell Mee.

Feb. 20: Named Bernie Bickerstaff president & head coach.

Feb. 23: Signed Mark Randall to the first of consecutive 10-day contracts.

Mar. 3: Signed Eldridge Recasner to a 10-day contract.

Mar. 14: Signed Greg Grant to the first of consecutive 10-day contracts. Did not offer Eldridge Recasner a second 10-day contract.

Mar.17: Signed Mark Randall for the remainder of the season.

April 5: Signed Greg Grant for the remainder of the season.

1995-96

June 28: Acquired the draft rights to Antonio McDyess along with Randy Woods from the L.A. Clippers in exchange for Rodney Rogers & the draft rights to Brent Barry.

Sept. 19: Acquired Elmore Spencer from the L.A. Clippers in exchange for Brian Williams.

Oct. 30: Acquired Don MacLean & Doug Overton from Washington in exchange for Robert Pack.

Dec. 21: Waived Elmore Spencer & Randy Woods.

Dec. 26: Signed free agent Reggie Slater.

Jan. 5: Waived Reggie Slater.

Feb. 1: Named Todd Eley General Manager & Jim Brovelli Director of Player Development.

Mar. 7: Signed Matt Fish to a 10-day contract.

Mar. 17: Signed Matt Fish to a second 10-day contract.

Mar. 27: Signed Matt Fish for the remainder of the season.

Mar. 29: Signed Greg Grant for the remainder of the season.

1996-97

June 13: Acquired Sarunas Marciulionis and the 37th pick of the 1996 draft (Jeff McInnis) from Sacramento in exchange for Mahmoud Abdul-Rauf.

Acquired Mark Jackson, Ricky Pierce & the 23rd pick of the 1996 draft (Efthimios Rentzias) from Indiana in exchange for Jalen Rose, Reggie Williams & the 10th pick of the 1996 draft (Erick Dampier).

July 19: Re-signed Dale Ellis.

July 22: Re-signed Bryant Stith.

July 23: Signed free agent Ervin Johnson.

Sept. 25: Signed free agents Darvin Ham, Eric Murdock, Keith Jennings & Rich King.

Nov. 19: Waived Rich King.

Nov. 21: Signed free agent Brooks Thompson.

Nov. 26: Bernie Bickerstaff stepped down as head coach, but retained role as team president and assumed title of general manager. Named Dick Motta head coach. Waived Eric Murdock.

Dec. 12: Signed Melvin Booker out of the CBA. Waived Jeff McInnis.

Dec. 22: Signed Aaron Williams out of the CBA.

Dec. 28: Waived Melvin Booker.

Jan. 6: Waived Aaron Williams.

Jan. 7: Signed Elmer Bennett to a 10-day contract.

Jan. 17: Signed Elmer Bennett to a second 10-day contract.

Jan. 23: Waived Elmer Bennett.

Jan. 24: Signed Kenny Smith to a 10-day contract.

Feb. 3: Signed Kenny Smith for the remainder of the season.

Feb. 10: Announced the resignation of President and General Manager Bernie Bickerstaff.

1996-97 (CONT.)

Feb. 12: Named Allan Bristow Vice President of Basketball Operations.

Feb. 20: Acquired Vincent Askew, Eddie Johnson & a second-round draft pick in 1997 (Jason Lawson) & 1998 (Tremaine Fowlkes) from Indiana in exchange for Mark Jackson & LaSalle Thompson.

Traded Darvin Ham to Indiana in exchange for Jerome Allen.

Acquired Anthony Goldwire & George Zidek from Charlotte in exchange for Ricky Pierce.

Feb. 26: Waived Eddie Johnson.

April 5: Signed Jimmy King for the remainder of the season.

1997-98

May 29: Named Bill Hanzlik head coach.

June 25: Acquired the draft rights to G Bobby Jackson from Seattle in exchange for the draft rights to G James Cotton & Denver's second-round pick in 1998 (Rashard Lewis).

Acquired F Johnny Newman, C/F Joe Wolf & the draft rights to F Danny Fortson from Milwaukee in exchange for C Ervin Johnson.

Traded the draft rights to C Jason Lawson to Orlando in exchange for the draft rights to G Eric Washington and Orlando's second-round pick in 1999 (traded to Boston, who selected Kris Clack).

Aug. 4: Re-signed G Anthony Goldwire.

Aug. 21: Acquired F Eric Williams from Boston in exchange for a second-round pick in 1999 (Orlando's=Kris Clack) & Denver's second-round choice in 2001.

Sept. 5: Signed free-agent C Dean Garrett.

Sept. 29: Traded the rights to F Efthimios Rentzias & a second-round draft pick in 2000 (Hanno Mottola) to Atlanta in exchange for C Priest Lauderdale.

Oct. 1: Traded F Antonio McDyess to Phoenix in exchange for Phoenix's first-round pick in 1998 (Tyronn Lue), Milwaukee's first round pick in either '98 or '99 (James Posey) & either Cleveland's first-round pick in 2000 or the first-round pick of Cleveland or Phoenix in 2001 (traded to Boston, Joseph Forte) & two second-round picks (2000, Dan McClintock - and 2002, traded to Washington, Rod Grizzard). Signed F Eric Williams to a contract extension.

Oct. 2: Acquired G Greg Graham, F/C Steve Scheffler & two future second-round draft picks (1998, Ryan Bowen & 1999, Francisco Elson) from Seattle in exchange for F Dale Ellis.

Oct. 18: Waived F Alvin Sims.

Oct. 20: Acquired G Sherman Douglas & a second-round draft pick in 2000 from Cleveland (traded to Miami, who selected Ernest Brown) in exchange for G Greg Graham.

Oct. 27: Waived G Sherman Douglas. Signed G Ruben Nembhard.

Oct. 30: Placed F LaPhonso Ellis & C Steve Scheffler on the injured list. Waived G Ruben Nembhard & G Merl Code.

Nov. 7: Named Mike D'Antoni assistant coach.

Nov. 24: Signed G Kiwane Garris from the CBA.

Dec. 14: Waived C Steve Scheffler. Signed G Harold Ellis from the CBA.

Feb. 4: Announced that Allan Bristow agreed to step down as Vice President of Basketball Operations. Named Mike D'Antoni interim General Manager.

Feb. 28: Waived C George Zidek.

Mar. 4: Signed G Cory Alexander for the remainder of the season.

Mar. 13: Waived G Kiwane Garris.

Mar. 25: Named Dan Issel Vice President & General Manager.

April 20: Announced the dismissal of Head Coach Bill Hanzlik & his assistants T.R. Dunn and Brian Winters.

1998-99

June 24: Acquired G Nick Van Exel from the L.A. Lakers in exchange for F Tony Battie & the draft rights to G Tyronn Lue.

Sept. 22: Named Mike D'Antoni head coach. Named John Lucas, Mike Evans & Louie Dampier assistant coaches.

Jan. 21: Acquired G Chauncey Billups & the draft rights to G Tyson Wheeler from Toronto in a three-team trade. The Nuggets sent G Bobby Jackson & C Dean Garrett to Minnesota & a 1999 first-round draft choice (Jonathan Bender) to Toronto. Minnesota traded G Michael Williams, a future first-round draft choice (2000, Morris Peterson) & the rights to Zeljko Rebraca to Toronto.

1999-00

Aug. 3: Re-signed G Nick Van Exel. Acquired G/F Ron Mercer, F Popeye Jones and C Dwayne Schintzius from Boston in exchange for F Danny Fortson, F Eric Williams, G Eric Washington and a future draft choice (2001, Kedrick Brown).

Aug. 4: Signed free-agent F George McCloud.

Sept. 13: Signed G Chris Herren, the club's second-round draft choice.

Sept. 14: Announced Dan Issel as president and head coach, replacing Head Coach Mike D'Antoni.

Oct. 1: Signed F Ryan Bowen and F/C Roy Rogers.

Oct. 7: Named Dennis McGowan Vice President of Basketball Operations & Kim Hughes Director of Player Personnel.

Nov. 1: Waived C Dwayne Schintzius.

1999-00 (CONT.)

Feb. 1: Acquired F/C Chris Gatling, G/F Tariq Abdul-Wahad & a first-round draft choice (Omar Cook) from Orlando in exchange for G/F Ron Mercer, G Chauncey Billups & F Johnny Taylor.

Signed President & Head Coach Dan Issel to a four-year contract.

April 24: Announced that E. Stanley Kroenke had agreed to purchase the Nuggets, Colorado Avalanche & the Pepsi Center from Liberty Media.

2000-01

June 23: Acquired the 26th pick (Mamadou N'diaye) in the 2000 NBA Draft from Utah in exchange for a first-round draft choice in 2001 (Joseph Forte).

June 27: Acquired G Voshon Lenard & F Mark Strickland from Miami in exchange for F Chris Gatling and the 37th pick (Eddie House) in the 2000 NBA Draft.

July 17: Signed draft picks Mamadou N'diaye & Dan McClintock.

Aug. 1: Re-signed G/F Tariq Abdul-Wahad & F Ryan Bowen.

Sept. 11: Signed G Andre Woolridge.

Sept. 25: Acquired F Tracy Murray from Washington in exchange for F Popeye Jones & a future second-round draft choice (2002, Rod Grizzard).

Sept. 26: Signed F/C Terry Davis.

Oct. 2: Signed G Anthony Goldwire.

Oct. 16: Acquired G Robert Pack & G/F Calbert Cheaney from Boston in exchange for G's Bryant Stith & Chris Herren.

Exercised the options on the fourth year of both Raef LaFrentz & Keon Clark's contracts.

Oct. 25: Waived G's Anthony Goldwire & Andre Woolridge.

Oct. 30: Waived G Cory Alexander & C Dan McClintock.

Jan. 12: Acquired F/C Kevin Willis, C Garth Joseph & C Aleksandar Radojevic & a second round draft choice in 2001 (Ousmane Cisse) from Toronto in exchange for F Keon Clark, F Tracy Murray & C Mamadou N'diaye.

Jan. 29: Signed G Anthony Goldwire to a 10-day contract. Waived C Garth Joseph.

Feb. 8: Signed G Anthony Goldwire to a second 10-day contract.

Feb. 18: Signed G Anthony Goldwire for the remainder of the season.

Mar. 22: Waived F Mark Strickland.

April 4: Signed C Dan McClintock for the remainder of the season.

2001-02

July 19: Signed free agent G Avery Johnson.

Aug. 9: Named Kiki Vandeweghe General Manager.

Sept. 24: Acquired the draft rights to G Kenny Satterfield from Dallas in exchange for a future second-round draft choice.

Sept. 29: Signed free agents G Isaiah Rider, F Cedric Ceballos, F Zendon Hamilton, C Mengke Bateer, G Reed Rawlings, G Paul McPherson & G Saddi Washington.

Oct. 8: Exercised the fourth-year option on the contract of F James Posey. Waived G's Reed Rawlings, Paul McPherson & Saddi Washington.

Oct. 9: Signed G Omar Cook.

Oct. 13: Signed C Shawnelle Scott.

Oct. 22: Acquired F/C Scott Williams & a future first-round draft choice (traded to Detroit then to Atlanta, Josh Smith) from Milwaukee in a three-team trade. The Nuggets sent F/C Kevin Willis & C Aleksandar Radojevic to Milwaukee. The Bucks then sent Willis to Houston for a 2002 second round draft choice.

Oct. 25: Waived F Cedric Ceballos, G Omar Cook & C Mengke Bateer.

Nov. 19: Waived G Isaiah Rider.

Nov. 21: Signed F Chris Andersen from the NBDL.

Dec. 26: Announced the resignation of President & Head Coach Dan Issel. Named Mike Evans Interim Head Coach.

Dec. 31: Named Clyde Drexler Assistant Coach.

Jan. 6: Waived C Shawnelle Scott.

Feb. 21: Acquired F Juwan Howard, G Tim Hardaway, F Donnell Harvey, Dallas' 2002 first-round draft pick (Frank Williams) & cash in exchange for G Nick Van Exel, C Raef LaFrentz, G Avery Johnson & G/F Tariq Abdul-Wahad.

Feb. 26 Signed C Mengke Bateer.

Mar. 7: Signed G Carlos Arroyo to the first of consecutive 10-day contracts.

Mar. 26: Signed G Carlos Arroyo for the remainder of the season.

2002-03

June 26: Acquired C Marcus Camby, G, Mark Jackson & the draft rights to F Nenê in exchange for F Antonio McDyess, the draft rights to G Frank Williams & a second-round draft pick in 2003 (Maciej Lampe).

July 17: Re-signed F Ryan Bowen.

July 18: Signed free agents G Predrag Savovic & G Junior Harrington & second-round pick F/G Vincent Yarbrough.

July 20: Signed first-round pick F Nikoloz Tskitishvili.

July 23: Signed first-round pick F Nenê Hilario.

Aug. 1: Acquired F Don Reid & a future first-round draft choice from Orlando in exchange for a second round draft choice in 2004. (Sergei Lishouk)

Aug. 8 Signed free agent C Mark Blount.

Aug. 15: Waived G Carlos Arroyo.

Aug. 19: Re-signed G Kenny Satterfield.

2002-03 (CONT.)

Aug. 21: Named Jeff Bzdelik Head Coach, John MacLeod Associate Head Coach and Doug Moe Coaching Consultant.

Aug. 26: Named T.R. Dunn Assistant Coach.

Sept. 27: Waived G Mark Jackson.

Oct. 1: Acquired F Rodney White from Detroit in exchange for F Don Reid, C Mengke Bateer and a conditional first-round draft choice. (Milwaukee's, 2004 Josh Smith)

Oct. 24: Acquired G Chris Whitney from Washington in exchange for F George McCloud & cash.

Dec. 18: Acquired F/C Mark Bryant, F Art Long, a future first-round draft choice from Philadelphia & a future second-round choice from Houston (traded to Dallas, Vassillis Spanoulis) in a three-team trade. The Nuggets sent F/G James Posey to the Rockets, while Houston sent F Kenny Thomas to Philadelphia.

Dec. 18: Waived G Kenny Satterfield.

Dec. 20: Waived F Art Long.

Dec. 22: Signed G John Crotty.

Jan. 6: Waived G John Crotty.

Jan. 8: Signed G John Crotty to a 10-day contract.

Jan. 18: Signed G John Crotty to a second 10-day contract.

Jan. 27: Terminated the 10-day contract of John Crotty.

Feb. 20: Acquired G Shammond Williams, a second round draft pick in 2003 (Sani Becirovic) & cash from Boston in exchange for C Mark Blount & F/C Mark Bryant.

Feb. 26: Waived G Chris Whitney.

March 23: Signed G's Jeff Trepagnier & Adam Harrington to 10-day contracts.

April 2: Signed G Jeff Trepagnier to a second 10-day contract & G Adam Harrington for the remainder of the season.

April 4: Signed G Devin Brown to a 10-day contract.

April 12: Signed G Jeff Trepagnier for the remainder of the season.

2003-04

June 28: Acquired the draft rights to C Xue Yuyang from Dallas in exchange for a 2004 second round draft pick (Vassillis Spanoulis).

July 17: Signed F Carmelo Anthony, the club's first round draft choice.

Aug. 1: Signed free-agent G Andre Miller.

Aug. 4: Waived G Predrag Savovic.

Aug. 18: Signed free-agent G Earl Boykins.

Aug. 19: Signed free-agent G Jon Barry.

Sept. 5: Signed F/C Francisco Elson

Sept. 12: Signed free-agent G Voshon Lenard.

Sept. 25: Signed free-agent C Chris Marcus.

Sept. 26: Signed G Yuta Tabuse.

Sept. 29: Signed F Mark Pope & G Eric Washington. Re-signed F Chris Andersen.

Oct. 11: Waived G Eric Washington.

Oct. 24: Waived G Yuta Tabuse.

Oct. 27: Waived G's Junior Harrington & Vincent Yarbrough. Placed F Mark Pope, C Chris Marcus & G Jeff Trepagnier on the injured list.

Nov. 7: Waived C Chris Marcus.

Feb. 20: Claimed C Michael Doleac off waivers.

2004-05

June 24: Traded the draft rights to G Jameer Nelson to Orlando in exchange for a future first round draft choice (Julius Hodge).

July 15: Acquired F Kenyon Martin from the New Jersey Nets in a sign-and-trade deal in exchange for three future first round draft choices (2005: Joey Graham; 2006: Renaldo Balkman, Marcus Williams)

July 16: Re-signed C/F Marcus Camby

Oct. 5: Signed free agents G/F Greg Buckner, F Rodney White, G/F Bryon Russell, G Billy Keys, G Mitchell Butler, G Marcus Hatten, F Arthur Johnson, F Desmond Penigar, F/C Mark Pope, C Soumalia Samake & G/F Melvin Sanders.

Oct. 15: Waived G Billy Keys, F Desmond Penigar & C Soumalia Samake.

Oct. 18: Signed G DerMarr Johnson.

Oct. 27: Waived G Mitchell Butler & G/F Melvin Sanders.

Oct. 29: Exercised the fourth-year option on the contract of F/C Nenê. Declined the fourth-year option on the contract of F Nikoloz Tskitishvili.

Oct. 30: Waived G Marcus Hatten.

Dec. 28: Relieved Head Coach Jeff Bzdelik of his duties. Named Michael Cooper Interim Head Coach.

Jan. 5: Waived F/C Mark Pope & F Arthur Johnson.

Jan. 27: Named George Karl Head Coach.

Feb. 15: Signed F/C Mark Pope to a 10-day contract.

Feb. 24: Acquired F Eduardo Najera, G Luis Flores and a future first-round draft choice from Golden State (traded to Philadelphia, Petteri Koponen) in exchange for F Rodney White and F Nikoloz Tskitishvili.

Feb. 25: Signed F/C Mark Pope to a second 10-day contract.

March 3: Signed G Wesley Person.

March 7: Signed F/C Mark Pope for the remainder of the season.

2005-06

June 28: Acquired the draft rights to F Linas Kleiza and the draft rights to F Ricky Sanchez from the Portland Trail Blazers in exchange for the draft rights to G Jarrett Jack.

Aug. 18: Signed C Luke Schenscher.

Aug. 30: Waived G Luis Flores.

Sept. 7: Signed G Earl Watson.

Sept. 13: Re-signed DerMarr Johnson.

Sept. 30: Re-signed Greg Buckner.

Oct. 3: Signed F Bryon Russell, F/C Mark Pope, F Theron Smith & C Nigel Dixon. Waived C Luke Schenscher.

Oct. 4: Signed C Eric Chenowith.

Oct. 27: Waived C Eric Chenowith, F/C Mark Pope, F Theron Smith & C Nigel Dixon.

Oct. 28: Exercised the fourth-year option on the contract of F Carmelo Anthony.

Feb. 23: Acquired F Ruben Patterson and G Charles Smith from Portland & F Reggie Evans from Seattle in a four-team trade. The Nuggets sent G Earl Watson and G/F Bryon Russell & a future second round pick to Seattle & G Voshon Lenard to Portland. Sacramento received C Vitaly Potapenko from Seattle & G/F Sergei Monia from Portland. The Kings sent C Brian Skinner to the Blazers.

March 1: Waived G Charles Smith

March 3: Signed G Howard Eisley to a 10-day contract.

March 13: Signed G Howard Eisley to a second 10-day contract.

March 23: Signed G Howard Eisley for the remainder of the season.

2006-07

June 28: Traded the draft rights to F Leon Powe to the Boston Celtics in exchange for a second round pick in 2007 (traded to Chicago, JamesOn Curry).

July 12: Signed F Carmelo Anthony to a multi-year contract extension.

July 20: Re-signed F/C Nenê to a multi-year contract.

July 20: Acquired G J.R. Smith from the Chicago Bulls in exchange for G Howard Eisley & two second-round draft choices (JamesOn Curry, Aaron Gray).

July 26: Signed F Yakhouba Diawara.

July 28: Signed F/C Jamal Sampson.

Aug. 10: Acquired F/C Joe Smith from the Milwaukee Bucks in exchange for G/F Ruben Patterson.

Sept. 8: Re-signed F Reggie Evans to a multi-year contract.

Oct. 2: Signed G Larry Ayuso, G Anthony Carter, G Antoine Hood & G Corey Williams.

Oct. 3: Signed F Jefferson Sobral.

Oct. 8: Signed G Courtney Alexander.

Oct. 8: Waived G Larry Ayuso, F Jefferson Sobral and G Corey Williams.

Oct. 8: Waived G Larry Ayuso, F Jefferson Sobral & G Corey Williams.

Oct. 10: Exercised option on George Karl's contract.

Oct. 15: Signed G DerMarr Johnson.

Oct. 16: Waived G Courtney Alexander.

Oct. 25: Waived G Anthony Carter & G Antoine Hood.

Oct. 29: Exercised the fourth-year option on the contract of G J.R. Smith & the third-year option on the contract of F Linas Kleiza.

Oct. 30: Hired Dean Oliver as Director of Quantitative Analysis & named Greg Knight Director of Basketball Operations.

Dec. 1: Assigned G Julius Hodge to the Colorado 14ers on the NBA Development League.

Dec. 19: Acquired G Allen Iverson and F Ivan McFarlin from the Philadelphia 76ers in exchange for G Andre Miller, F Joe Smith & two first round draft picks (Daequan Cook, Petteri Koponen).

Dec. 22: Waived F Ivan McFarlin.

Jan. 2: Recalled G Julius Hodge from the Colorado 14ers of the NBA Development League.

Jan. 11: Acquired G Steve Blake from the Milwaukee Bucks in exchange for G Earl Boykins, G Julius Hodge & cash considerations.

Jan. 18: Hired Rick Brunson as a Player Development Coach.

April 13: Signed G Anthony Carter & G Von Wafer for the remainder of the season.

2007-08

July 16: Signed G Chucky Atkins to a multi-year contract.

Aug. 29: Waived G Anthony Carter.

Aug. 31: Signed G Anthony Carter.

Sept. 10: Acquired C/F Steven Hunter & G/F Bobby Jones from the Philadelphia 76ers in exchange for F Reggie Evans& the draft rights to F Ricky Sanchez.

Oct. 1: Signed F/C Alvin Jones, F/C Jelani McCoy, G Anthony Roberson & F/C Brad Stricker.

Oct. 3: Signed F Stacey Augmon.

Oct. 4: Waived F/C Alvin Jones.

Oct. 18: Signed G Mike Wilks.

Oct. 23: Waived F Stacey Augmon, F/C Jelani McCoy, G Anthony Roberson, F/C Brad Stricker & G Mike Wilks.

Oct. 27: Signed G Mike Wilks.

Oct. 29: Exercised the fourth-year option on the contract of F Linas Kleiza.

Nov. 26: Hired Stacey Augmon as a Player Development Coach.

Nov. 28: Waived G Mike Wilks.

Nov. 29: Signed F/C Jelani McCoy.

Dec. 19: Waived F/C Jelani McCoy.

Dec. 21: Signed F/C Jelani McCoy.

Dec. 27: Waived F/C Jelani McCoy.

Jan. 7: Waived G/F Bobby Jones.

Feb. 21: Acquired G Taurean Green from the Portland Trail Blazers in exchange for G Von Wafer.

2007-08 (CONT.)

April 5: Assigned G Taurean Green to the Colorado 14ers of the NBA Development League.

April 11: Re-signed G/F Bobby Jones for the remainder of the season.

April 16: Recalled G Taurean Green from the Colorado 14ers of the NBA Development League.

2008-09

June 25: Traded a 2008 first round draft pick (Alexis Ajinca) to the Charlotte Bobcats in exchange for a future protected first round pick (traded to Minnesota then to Portland, Luke Babbitt).

June 28: Acquired the draft rights to G/F Sonny Weems from the Chicago Bulls, in exchange for a 2009 second round pick (sent to Portland, Patrick Mills).

July 9: Re-signed G Anthony Carter.

July 15: Traded C Marcus Camby to the Los Angeles Clippers, in exchange for the right to swap second round picks in the 2010 NBA Draft.

July 24: Signed F/C Chris Andersen.

Aug. 22: Re-signed G J.R. Smith.

Sept. 15: Signed G/F Sonny Weems.

Sept. 30: Signed G Mateen Cleaves, F Nick Fazekas, F James Mays, G Smush Parker & F Ruben Patterson.

Oct. 3: Signed F Juwan Howard.

Oct. 23: Waived G Mateen Cleaves, F Nick Fazekas, F James Mays, G Smush Parker & F Ruben Patterson.

Oct. 29: Exercised the fourth-year option on the contract of F Renaldo Balkman.

Nov. 3: Waived F Juwan Howard.

Nov. 3: Acquired G Chauncey Billups, F Antonio McDyess & C Cheikh Samb in exchange for G Allen Iverson.

Nov. 10: Waived F Antonio McDyess.

Dec. 10: Assigned C Cheikh Samb & G/F Sonny Weems to the Colorado 14ers of the NBA Development League.

Jan. 5: Traded C Cheikh Samb & cash considerations to the Los Angeles Clippers, in exchange for a future conditional second round draft pick.

Jan. 6: Recalled G/F Sonny Weems from the Colorado 14ers of the NBA Development League.

Jan. 7: Acquired C Johan Petro & a second round draft pick in 2009 (traded to Houston, Sergio Llull) from Oklahoma City, in exchange for G Chucky Atkins, a conditional first round draft pick in 2009 (traded to Chicago, Taj Gibson) and cash considerations.

March 3: Signed G Jason Hart.

March 6: Assigned G/F Sonny Weems to the Colorado 14ers of the NBA Development League.

March 31: Recalled G/F Sonny Weems to the Colorado 14ers of the NBA Development League.

April 10: Assigned G/F Sonny Weems to the Colorado 14ers of the NBA Development League.

April 25: Recalled G/F Sonny Weems to the Colorado 14ers of the NBA Development League.

2009-10

June 25: Acquired the draft rights to G Ty Lawson from the Minnesota Timberwolves in exchange for a future protected first round pick of the Charlotte Bobcats owned by Denver (sent to Portland, Luke Babbitt).

July 8: Re-signed F/C Chris Andersen.

July 13: Acquired G Arron Afflalo and F Walter Sharpe from the Detroit Pistons in exchange for a future second round draft pick.

July 15: Signed G Ty Lawson.

July 31: Acquired F Malik Allen from Milwaukee in exchange for F Walter Sharpe and G/F Sonny Weems.

Aug. 7: Traded C/F Steven Hunter and a 2010 protected first round draft pick to Memphis (sent to Dallas, Dominique Jones) in exchange for a future conditional second round pick.

Aug. 14: Re-signed G Anthony Carter.

Aug. 27: Re-signed C Johan Petro.

Sept. 22: Acquired G/F James White from the Houston Rockets in exchange for the draft rights to Axel Hervelle.

Sept. 25: Signed F Keith Brumbaugh, G Dontaye Draper and C Kurt Looby.

Sept. 26: Signed F Joey Graham.

Oct. 5: Waived F Keith Brumbaugh.

Oct. 21: Waived G/F James White, G Dontaye Draper and C Kurt Looby.

Oct. 31: Exercised the fourth-year option on the contract of G Arron Afflalo.

Oct. 31: Signed F Renaldo Balkman to a contract extension.

Feb. 12: Signed head coach George Karl to a contract extension.

April 11: Signed C Brian Butch and G Coby Karl.

2010-11

July 15: Signed F Al Harrington and F/C Shelden Williams and re-signed G Anthony Carter.

Aug. 15: Waived C Brian Butch and G Coby Karl.

Aug. 27: Named Masai Ujiri the new Executive Vice President of Basktball Operations.

Sept. 27: Signed C Eric Boateng, F Shane Edwards, F/C Melvin Ely, F Gary Forbes and Courtney Sims.

Oct. 11: Waived F Shane Edwards and C Courtney Sims.

Oct.. 20: Waived C Eric Boateng.

Oct. 21: Exercised the third-year option on G Ty Lawson.

2010-11 (CONT.)

Feb. 22: Acqured F Wilson Chandler, G Raymond Felton, F Danilo Gallinari, C Timofey Mozgov, a 2012 second-round draft pick (Golden State via New York), a 2013 second-round draft pick (Golden State via New York), a 2014 first-round draft pick (New York) and cash considerations from the New York Knicks in exchange for F Carmelo Anthony, G Chauncey Billups, G Anthony Carter, F Renaldo Balkman and F Shelden Williams. The Nuggets also recieved C Kosta Koufos from the Minnesota Timberwolves in exchange for a 2015 second-round draft pick.

March 8: Signed head coach George Karl to a contract extension.

2011-12

June 23: Acquired draft rights to F Jordan Hamilton from Dallas along with G Andre Miller and a future second-round pick from Portland in exvhange for G Raymond Felton.

Dec. 9: Signed F Kenneth Faried, G Jordan Hamilton, G Cory Higgins and G Julyan Stone.

Dec. 13: Signed F DeMarre Carroll.

Dec. 13: Acquired F Corey Brewer and G/F Rudy Fernandez from Dallas in exchange for a future secon-round draft pick.

Dec. 14: Re-signed C Nene.

Dec. 15: Signed F Michael Ruffin.

Dec. 20: Re-signed G Arron Afflalo.

Dec. 23: Waived G Cory Higgins and F Michael Ruffin.

Jan. 3: Assigned G/F Jordan Hamilton and G Julyan Stone to the Idaho Stampeded of the NBA D-League.

Jan. 10: Recalled G Julyan Stone from Idaho Stampede of the NBA D-League.

Jan. 15: Recalled G/F Jordan Hamilton from Idaho Stampede of the NBA D-League.

Jan. 25: Signed F Danilo Gallinari and F/C Kosta Koufos to multi-year contract extensions.

Feb. 4: Waived F DeMarre Carroll.

Mar. 15: Acquired C JaVale McGee, F/C Ronny Turiaf and a future second-round draft pick in a three-team deal with Washington and L.A. Clippers that sent C Nene, F Brian Cook and a future second-round draft pick to Washington and G Nick Young to L.A. Clippers.

Mar. 18: Waived F/C Ronny Turiaf

Mar. 18: Re-signed F Wilson Chandler to multi-year contract extension.

BASKETBALL HALL OF FAME INDUCTEE

1993	Dan Issel (1975-85; 92-95; '98-01)
1996	David Thompson (1975-82)
1997	Alex English (1979-90)
1998	Alex Hannum (1971-74)
2002	Larry Brown (1970-72;'74-79)

NBA EXECUTIVE OF THE YEAR

1984-85	Vince Boryla
2008-09	Mark Warkentien

NBA COACH OF THE YEAR

1987-88	Doug Moe

NBA DEFENSIVE PLAYER OF THE YEAR

1994-95	Dikembe Mutombo
2006-07	Marcus Camby

NBA MOST IMPROVED PLAYER

1992-93	Mahmoud Abdul-Rauf

ALL-NBA TEAM

1976-77	David Thompson (1st Team)
1977-78	David Thompson (1st Team)
1981-82	Alex English (2nd Team)
1982-83	Alex English (2nd Team)
1985-86	Alex English (2nd Team)
1986-87	Fat Lever (2nd Team)
1998-99	Antonio McDyess (3rd Team)
2005-06	Carmelo Anthony (3rd Team)
2006-07	Carmelo Anthony (3rd Team)
2008-09	Carmelo Anthony (3rd Team)
2008-09	Chauncey Billups (3rd Team)
2009-10	Carmelo Anthony (2nd Team)

NBA ALL-DEFENSIVE TEAM

1976-77	Bobby Jones (1st Team)
1977-78	Bobby Jones (1st Team)
1982-83	T.R. Dunn (2nd Team)
1983-84	T.R. Dunn (2nd Team)
1984-85	T.R. Dunn (2nd Team)
1985-86	Bill Hanzlik (2nd Team)
1987-88	Fat Lever (2nd Team)
1994-95	Dikembe Mutombo (2nd Team)
2004-05	Marcus Camby (2nd Team)
2005-06	Marcus Camby (2nd Team)
2006-07	Marcus Camby (1st Team)
2007-08	Marcus Camby (1st Team)

J. WALTER KENNEDY CITIZENSHIP

(Award for outstanding community service, originated in 1974-75; selected by the PBWA)

1984-85	Dan Issel
1987-88	Alex English

NBA SPORTSMANSHIP AWARD

(Award for on-court professionalism, originated in 1995; voted on by the players)

2008-09	Chauncey Billups

NBA ALL-ROOKIE TEAM

1990-91	Mahmoud Abdul-Rauf (2nd Team)
1991-92	Dikembe Mutombo (1st Team), Mark Macon (2nd Team)
1992-93	LaPhonso Ellis (1st Team)
1994-95	Jalen Rose (2nd Team)
1995-96	Antonio McDyess (1st Team)
1997-98	Bobby Jackson (2nd Team)
1999-00	James Posey (2nd Team)
2002-03	Nenê (1st Team)
2003-04	Carmelo Anthony (1st Team)
2011-12	Kenneth Faried (1st Team)

NBA SCORING CHAMPION

1982-83	Alex English (2326/28.4)

NBA BLOCKED SHOTS CHAMPION

1993-94	Dikembe Mutombo (336/4.10)
1994-95	Dikembe Mutombo (321/3.91)
1995-96	Dikembe Mutombo (332/4.49)
2005-06	Marcus Camby (184/3.29)
2006-07	Marcus Camby (231/3.30)
2007-08	Marcus Camby (285/3.61)

NBA FREE THROW CHAMPION

1993-94	Mahmoud Abdul-Rauf (.956)
1995-96	Mahmoud Abdul-Rauf (.930)

NBA FIELD GOAL PCT. CHAMPION

1977-78	Bobby Jones (.578)
2010-11	Nenê (.615)

NBA PLAYER OF THE WEEK

11/2/80	David Thompson
11/29/81	Alex English
11/21/82	Alex English
1/2/83	Kiki Vandeweghe
1/16/83	Alex English
11/20/83	Kiki Vandeweghe
11/11/84	Alex English
4/1/85	Calvin Natt
11/24/85	Alex English
1/12/86	Calvin Natt
2/2/86	Alex English
1/25/87	Alex English
2/1/87	Fat Lever
4/17/88	Fat Lever
12/11/88	Michael Adams
1/27/91	Michael Adams
3/28/93	Dikembe Mutombo
4/10/94	Dikembe Mutombo
4/16/95	Dikembe Mutombo
12/10/95	Dikembe Mutombo
11/17/96	Dale Ellis
2/22/99	Antonio McDyess
12/3/00	Antonio McDyess
11/30/03	Voshon Lenard
3/14/04	Carmelo Anthony, Western Conference
4/11/04	Carmelo Anthony, Western Conference
3/7/05	Marcus Camby, Western Conference
11/13/05	Marcus Camby, Western Conference
3/19/06	Carmelo Anthony, Western Conference
11/27/06	Carmelo Anthony, Western Conference
12/4/06	Carmelo Anthony, Western Conference
2/12/07	Carmelo Anthony, Western Conference
11/19/07	Allen Iverson, Western Conference
12/24/07	Carmelo Anthony, Western Conference
1/7/08	Allen Iverson, Western Conference
3/31/08	Carmelo Anthony, Western Conference
4/14/08	Allen Iverson, Western Conference
11/17/08	Chauncey Billups, Western Conference
11/2/09	Carmelo Anthony, Western Conference
1/19/10	Carmelo Anthony, Western Conference
1/25/10	Chauncey Billups, Western Conference
12/27/10	Chauncey Billups, Western Conference
3/4/12	Ty Lawson, Western Conference

NBA PLAYER OF THE MONTH

March, 1982	Alex English
Jan., 1983	Alex English
Nov., 1984	Alex English
April, 1988	Fat Lever
March, 2006	Carmelo Anthony, Western Conference
April, 2007	Carmelo Anthony, Western Conference
Oct./Nov., 2009	Carmelo Anthony, Western Conference

NBA ROOKIE OF THE MONTH

Nov., 1991	Dikembe Mutombo
Jan., 1992	Dikembe Mutombo
Nov., 2003	Carmelo Anthony, Western Conference
Dec., 2003	Carmelo Anthony, Western Conference
Jan., 2004	Carmelo Anthony, Western Conference
Feb., 2004	Carmelo Anthony, Western Conference
March, 2004	Carmelo Anthony, Western Conference
April, 2004	Carmelo Anthony, Western Conference
April 2012	Kenneth Faried, Western Conference

NBA COACH OF THE MONTH

Nov., 1984	Doug Moe
March, 1988	Doug Moe
March, 1995	Bernie Bickerstaff
Feb., 2005	George Karl, Western Conference
March, 2005	George Karl, Western Conference
Jan., 2010	George Karl, Western Conference

SCORING

Carmelo Anthony%	3rd	25.6	2010-11
Carmelo Anthony	3rd	28.2	2009-10
Carmelo Anthony	T-7th	22.8	2008-09
Allen Iverson	3rd	26.4	2007-08
Carmelo Anthony	4th	25.7	2007-08
Carmelo Anthony	2nd	28.9	2006-07
Allen Iverson	7th	26.3	2006-07
Carmelo Anthony	8th	26.5	2005-06
Antonio McDyess	9th	21.2	1998-99
Michael Adams	6th	26.5	1990-91
Alex English	T-5th	26.5	1988-89
Alex English	9th	25.0	1987-88
Alex English	3rd	28.6	1986-87
Alex English	3rd	29.8	1985-86
Alex English	5th	27.9	1984-85
Kiki Vandeweghe	3rd	29.4	1983-84
Alex English	4th	26.4	1983-84
Alex English	**1st**	**28.4**	**1982-83**
Kiki Vandeweghe	2nd	26.7	1982-83
Alex English	4th	25.4	1981-82
David Thompson	5th	25.5	1980-81
Alex English	10th	23.8	1980-81
Dan Issel	7th	23.8	1979-80
David Thompson	6th	24.0	1978-89
David Thompson	2nd	27.15	1977-78
David Thompson	4th	25.9	1976-77

%Finished season with New York

REBOUNDING

Marcus Camby	2nd	13.1	2007-08
Marcus Camby	5th	11.7	2006-07
Antonio McDyess	5th	12.1	2000-01
Antonio McDyess	7th	10.7	1998-99
Ervin Johnson	4th	11.1	1996-97
Dikembe Mutombo	3rd	11.8	1995-96
Dikembe Mutombo	2nd	12.5	1994-95
Dikembe Mutombo	6th	11.8	1993-94
Dikembe Mutombo	3rd	13.0	1992-93
Dikembe Mutombo	3rd	12.3	1991-92
Greg Anderson	7th	11.5	1991-92
George McGinnis	9th	11.4	1978-79

STEALS

Raymond Felton	8th	1.67	2010-11
Allen Iverson	8th	1.95	2007-08
Andre Miller	10th	1.73	2003-04
Mark Macon	10th	2.03	1991-92
Michael Adams	T-7th	2.23	1990-91
Fat Lever	7th	2.13	1989-90
Fat Lever	4th	2.75	1988-89
Fat Lever	4th	2.72	1987-88
Fat Lever	6th	2.45	1986-87
Fat Lever	5th	2.28	1985-86
Fat Lever	3rd	2.46	1984-85
T.R. Dunn	6th	2.16	1983-84
Bobby Jones	6th	2.27	1976-77

ASSISTS

Andre Miller	9th	6.7	2011-12
Ty Lawson	10th	6.6	2011-12
Raymond Felton	T-6th	8.3	2010-11
Allen Iverson	9th	7.1	2007-08
Andre Miller^	7th	7.8	2006-07
Allen Iverson	T-8th	7.2	2006-07
Andre Miller	6th	8.2	2005-06
Andre Miller	8th	6.9	2004-05
Andre Miller	T-10th	6.1	2003-04
Nick Van Exel	3rd	8.5	2000-01
Nick Van Exel	T-2nd	9.0	1999-00
Nick Van Exel	T-10th	7.4	1998-99
Mark Jackson*	**1st**	**11.4**	**1996-97**
Michael Adams	3rd	10.5	1990-91
Fat Lever	9th	7.8	1987-88
Fat Lever	9th	8.0	1986-87

ASSISTS (CONT.)

Kenny Higgs	10th	5.7	1980-81

^Finished season with Philadelphia
*Finished season with Indiana

FIELD GOAL PERCENTAGE

JaVale McGee%	5th	.556	2011-12
Nenê	1st	.615	2010-11
Nenê	3rd	.587	2009-10
Nenê	2nd	.604	2008-09
Nenê	5th	.530	2003-04
Nenê	6th	.519	2002-03
Antonio McDyess	9th	.507	1999-00
Danny Fortson	9th	.495	1998-99
Dikembe Mutombo	7th	.556	1994-95
Dikembe Mutombo	2nd	.569	1993-94
Bobby Jones	**1st**	**.578**	**1977-78**
Bobby Jones	3rd	.570	1976-77

%Started season with Washington

FREE THROW PERCENTAGE

Chauncey Billups%	2nd	.916	2010-11
Chauncey Billups	4th	.910	2009-10
Chauncey Billups	4th	.913	2008-09
Earl Boykins*	6th	.898	2006-07
Earl Boykins	10th	.874	2005-06
Earl Boykins	2nd	.921	2004-05
Earl Boykins	T-8th	.877	2003-04
Chauncey Billups	2nd	.913	1998-99
M. Abdul-Rauf	**1st**	**.930**	**1995-96**
M. Abdul-Rauf	7th	.885	1994-95
M. Abdul-Rauf	**1st**	**.956**	**1993-94**
M. Abdul-Rauf	2nd	.935	1992-93
Walter Davis	3rd	.912	1989-90
Walter Davis	8th	.879	1988-89
Kiki Vandeweghe	9th	.852	1983-84
Kiki Vandeweghe	2nd	.875	1982-83
Billy McKinney	9th	.862	1980-81
John Roche	10th	.866	1979-80
Robert Smith	4th	.883	1978-79

%Finished season with New York
*Finished season with Milwaukee

3-POINT FIELD GOAL PERCENTAGE

Arron Afflalo	T-8th	.423	2010-11
Arron Afflalo	8th	.434	2009-10
Fat Lever	10th	.414	1989-90
Mike Evans	8th	.363	1984-85
Mike Evans	2nd	.360	1983-84
John Roche	4th	.380	1979-80

BLOCKED SHOTS

JaVale McGee	2nd	2.16	2011-12
Chris Andersen	6th	1.88	2009-10
Chris Andersen	2nd	2.46	2008-09
Marcus Camby	**1st**	**3.61**	**2007-08**
Marcus Camby	**1st**	**3.30**	**2006-07**
Marcus Camby	**1st**	**3.29**	**2005-06**
Marcus Camby	2nd	3.02	2004-05
Marcus Camby	5th	2.60	2003-04
Raef LaFrentz*	2nd	2.73	2001-02
Raef LaFrentz	7th	2.64	2000-01
Raef LaFrentz	8th	2.22	1999-00
Antonio McDyess	10th	2.30	1998-99
Ervin Johnson	5th	2.77	1996-97
Dikembe Mutombo	**1st**	**4.49**	**1995-96**
Dikembe Mutombo	**1st**	**3.91**	**1994-95**
Dikembe Mutombo	**1st**	**4.10**	**1993-94**
Dikembe Mutombo	3rd	3.50	1992-93
Dikembe Mutombo	T-5th	2.96	1991-92
Wayne Cooper	7th	2.67	1988-89
Wayne Cooper	4th	2.91	1985-86
Wayne Cooper	4th	2.46	1984-85

*Finished season with Dallas
% Started season with Washington

FOREIGN-BORN PLAYERS

NAME	COUNTRY
Tariq Abdul-Wahad (2000-02)	France
Carlos Arroyo (2001-02)	Puerto Rico
Mengke Bateer (2001-02)	China
Rastko Cvetkovic (1995-96)	Yugoslavia
Yakhouba Diawara (2006-08)	France
Francisco Elson (2003-06)	The Netherlands
Rudy Fernandez (2011-2012)	Spain
Luis Flores (2004-05)	Dominican Republic
Gary Forbes (2010-11)	Panama
Danilo Gallinari (2010-Present)	Italy
Carl Herrera (1998-99)	Trinidad
Linas Kleiza (2005-09)	Lithuania

NAME	COUNTRY
Garth Joseph (2000-01)	Dominica West Indies
Sarunas Marciulionis (1996-97)	Lithuania
Timofey Mozgov (2010-Pres.)	Russia
Dikembe Mutombo (1991-96)	Zaire
Eduardo Najera (2005-08)	Mexico
Nenê (2002-Pres.)	Brazil
Johan Petro (2008-10)	France
Cheikh Samb (2008-09)	Senegal
Predrag Savovic (2002-03)	Yugoslavia
Nikoloz Tskitishvili (2002-05)	Georgia
Kiki Vandeweghe (1980-84)	Germany
George Zidek (1996-98)	Czechoslovakia

HOMETOWN HEROES – PLAYERS WITH DENVER/COLORADO TIES

PLAYER	SCHOOL
Byron Beck (1967-77)	University of Denver
Chauncey Billups (1998-00; 2008-11)	George Washington H.S./ University of Colorado
Dave Bustion (1972-73)	University of Denver
Joe Barry Carroll (1989-90)	Denver East H.S.
Chuck Gardner (1967-68)	University of Colorado
Glen Gondrezick (1979-83)	Boulder High School
Mike Higgins (1989-90)	Greeley West H.S. / University of Northern Colorado

PLAYER	SCHOOL
Eddie Hughes (1988-90)	Colorado State University
Mark Randall (1993-95)	Cherry Creek H.S
Brooks Thompson (1996-97)	Littleton H.S.
Rodney White (2002-04)	George Washington H.S.
Chuck Williams (1971-72; 75-77)	Denver East H.S./ University of Colorado
Lonnie Wright (1967-71)	Colorado State University

NUGGETS ON OLYMPIC TEAMS

1968 ..... Spencer Haywood, USA
Charlie Scott, USA
1972 ..... Bobby Jones, USA
1976 ..... Tom LaGarde, USA
Walter Davis, USA
1980 ..... Bill Hanzlik, USA
Larry Brown, coach, USA
1988 ..... Sarunas Marciulionis, USSR
1992 ..... Sarunas Marciulionis, Lithuania
1996 ..... Sarunas Marciulionis, Lithuania
Mengke Bateer, China
2000 ..... Antonio McDyess, USA
Mengke Bateer, China
2004 ..... Carmelo Anthony, USA
Allen Iverson, USA
2008 ..... Carmelo Anthony, USA
Linas Kleiza, Lithuania
2012 ..... Andre Iguodala, USA
Timofey Mozgov, Russia

Bill Hanzlik, USA 1980
(photo courtesy of USA Basketball)



Antonio McDyess, USA 2000

Andre Iguodala, USA 2012



Timofey Mozgov, Russia 2012

NUGGETS IN NBA ALL-STAR GAMES

PLAYER	GAMES	STARTS	YEARS
Alex English	8	4	1982-89
Carmelo Anthony	4	3	2007-08, '10-11
Dikembe Mutombo	3	0	1992, '95-96
David Thompson	3	3	1977-79
Chauncey Billups	2	0	2009-10
Allen Iverson	2	1	2007-08
Bobby Jones	2	1	1977-78
Fat Lever	2	1	1988, '90
Kiki Vandeweghe	2	0	1983-84
Dan Issel	1	1	1977
Antonio McDyess	1	0	2001
George McGinnis	1	1	1979
Calvin Natt	1	0	1985

COACH	YEAR	W-L	SCORE	SITE
Larry Brown	1977	W	125-124	Milwaukee, Wis.
George Karl	2010	L	139-141	Dallas, Texas

NUGGETS NBA ALL-STAR HONORS

MOST VALUABLE PLAYER

PLAYER	YEAR	SITE
David Thompson	1979	Detroit, Mich.

STARTER

PLAYER	YEAR	SITE
David Thompson	1977	Milwaukee, Wis.
Dan Issel	1977	Milwaukee, Wis.
Bobby Jones	1977	Milwaukee, Wis.
David Thompson	1978	Atlanta, Ga.
David Thompson	1979	Detroit, Mich.
George McGinnis	1979	Detroit, Mich.
Alex English	1983	Los Angeles, Calif.
Alex English	1984	Denver, Colo.
Alex English	1988	Chicago, Ill.
Fat Lever	1988	Chicago, Ill.
Alex English	1989	Houston, Texas
Carmelo Anthony	2008	New Orleans, La.
Allen Iverson	2008	New Orleans, La.
Carmelo Anthony	2010	Dallas, Texas

NUGGETS NBA ALL-STAR SATURDAY PARTICIPANTS

SLAM DUNK CHAMPIONSHIP

PLAYER	YEAR	FINISH	SITE
Mahmoud Abdul-Rauf	1993	6th	Salt Lake City, Utah
Robert Pack	1994	2nd	Minneapolis, Min.
Darvin Ham	1997	4th	Cleveland, Ohio
Chris Andersen	2004	3rd	Los Angeles, Calif.
J.R. Smith	2009	3rd	Phoenix, Ariz.

LONG DISTANCE SHOOTOUT

PLAYER	YEAR	FINISH	SITE
Michael Adams	1989	T-5th	Houston, Texas
Dale Ellis	1997	6th	Cleveland, Ohio
Voshon Lenard	2004	1st	Los Angeles,Calif.
Voshon Lenard	2005	3rd	Denver, Colo.
Chauncey Billups	2010	3rd	Dallas, Texas

SKILLS COMPETITION

PLAYER	YEAR	FINISH	SITE
Earl Boykins	2004	3rd	Los Angeles, Calif.
Earl Boykins	2005	2nd	Denver, Colo.

ROOKIE GAME

PLAYER	YEAR	FINISH	SITE
Jalen Rose	1995	L	Phoenix, Ariz.
Antonio McDyess	1996	L	San Antonio, Texas
Danny Fortson	1998	L	New York, N.Y.
Bobby Jackson	1998	L	New York, N.Y.
Raef LaFrentz	2000	L	Oakland, Calif.
James Posey	2000	W	Oakland, Calif.
Nenê	2003	L	Atlanta, Ga.
Nenê	2004	W	Los Angeles, Calif.
Carmelo Anthony	2004	L	Los Angeles, Calif.
Carmelo Anthony (MVP)	2005	W	Denver, Colo

SHOOTING STARS

PLAYER	YEAR	FINISH	SITE
Andre Miller	2005	2nd	Denver, Colo.

CARMELO ANTHONY

YR	MIN	FG	FGA	PCT	3FG	3FGA	PCT	FT	FTA	PCT	REB	AST	PF	STL	BLK	PTS
’07	25	10	15	.667	0	0	------	0	0	------	9	1	2	1	0	20
’08*	22	8	17	.471	0	0	------	2	3	.667	7	1	0	0	0	18
’10*	29	13	22	.591	1	4	.250	0	1	.000	10	2	0	0	0	27
’11*	23	4	10	.400	0	1	.000	0	0	------	7	2	3	1	1	8
TOTAL	**99**	**35**	**64**	**.547**	**1**	**5**	**.200**	**2**	**4**	**.500**	**33**	**6**	**5**	**2**	**1**	**73**

CHAUNCEY BILLUPS

YR	MIN	FG	FGA	PCT	3FG	3FGA	PCT	FT	FTA	PCT	REB	AST	PF	STL	BLK	PTS
’09	19	2	5	.400	1	3	.333	0	0	------	2	3	2	1	0	5
’10	26	6	11	.546	5	8	.625	0	0	------	0	5	1	1	0	17
TOTAL	**45**	**8**	**16**	**.500**	**6**	**11**	**.546**	**0**	**0**	**-----**	**2**	**8**	**3**	**2**	**0**	**22**

ALEX ENGLISH

YR	MIN	FG	FGA	PCT	3FG	3FGA	PCT	FT	FTA	PCT	REB	AST	PF	STL	BLK	PTS
’82	12	2	6	.333	0	0	------	0	0	------	5	1	2	1	0	4
’83*	23	7	14	.500	0	0	------	0	1	.000	4	0	2	1	2	14
’84*	19	6	8	.750	0	0	------	1	1	1.000	0	2	2	1	1	13
’85	14	0	3	.000	0	0	------	0	0	------	2	1	1	0	0	0
’86	16	8	12	.667	0	0	------	0	0	------	1	2	0	0	1	16
’87	13	0	6	.000	0	0	------	0	0	------	0	1	1	0	0	0
’88*	22	5	10	.500	0	0	------	0	0	------	3	4	0	1	0	10
’89*	29	8	13	.615	0	0	------	0	0	------	3	4	0	2	0	16
TOTAL	**161**	**36**	**72**	**.500**	**0**	**0**	**-----**	**1**	**2**	**.500**	**18**	**13**	**8**	**6**	**3**	**60**

DAN ISSEL

YR	MIN	FG	FGA	PCT	3FG	3FGA	PCT	FT	FTA	PCT	REB	AST	PF	STL	BLK	PTS
’77*	10	0	3	.000	0	0	------	0	0	------	1	0	0	-----	0	0
TOTAL	**10**	**0**	**3**	**.000**	**0**	**0**	**-----**	**0**	**0**	**-----**	**1**	**0**	**0**	**0**	**0**	**0**

ALLEN IVERSON

YR	MIN	FG	FGA	PCT	3FG	3FGA	PCT	FT	FTA	PCT	REB	AST	PF	STL	BLK	PTS
’07	Did Not Play --- Injury															
’08*	14	3	4	.750	0	0	------	1	2	.500	3	1	0	1	0	7
TOTAL	**14**	**3**	**4**	**.750**	**0**	**0**	**-----**	**1**	**2**	**.500**	**3**	**1**	**0**	**1**	**0**	**7**

BOBBY JONES

YR	MIN	FG	FGA	PCT	3FG	3FGA	PCT	FT	FTA	PCT	REB	AST	PF	STL	BLK	PTS
’77*	14	1	4	.250	0	0	------	0	0	------	0	3	0	-----	1	2
’78	18	1	3	.333	0	0	------	0	0	------	6	2	4	-----	1	2
TOTAL	**32**	**2**	**7**	**.286**	**0**	**0**	**-----**	**0**	**0**	**-----**	**6**	**5**	**4**	**----**	**2**	**6**

FAT LEVER

YR	MIN	FG	FGA	PCT	3FG	3FGA	PCT	FT	FTA	PCT	REB	AST	PF	STL	BLK	PTS
’88*	31	7	14	.500	0	0	------	3	4	.750	4	3	4	0	0	17
’90	22	7	13	.539	0	2	.000	2	2	1.000	3	2	0	2	0	16
TOTAL	**53**	**14**	**27**	**.519**	**0**	**2**	**.000**	**5**	**6**	**.833**	**7**	**5**	**4**	**2**	**0**	**33**

ANTONIO MCDYESS

YR	MIN	FG	FGA	PCT	3FG	3FGA	PCT	FT	FTA	PCT	REB	AST	PF	STL	BLK	PTS
’01	15	4	9	.444	0	0	------	0	0	------	8	2	2	1	0	8
TOTAL	**15**	**4**	**9**	**.444**	**0**	**0**	**-----**	**0**	**0**	**-----**	**8**	**2**	**2**	**1**	**0**	**8**

GEORGE McGINNIS

YR	MIN	FG	FGA	PCT	3FG	3FGA	PCT	FT	FTA	PCT	REB	AST	PF	STL	BLK	PTS
'79*	25	5	12	.417	0	0	------	6	11	.546	6	3	4	-----	0	16
TOTAL	**25**	**5**	**12**	**.417**	**0**	**0**	**-----**	**6**	**11**	**.546**	**6**	**3**	**4**	**-----**	**0**	**16**

DIKEMBE MUTOMBO

YR	MIN	FG	FGA	PCT	3FG	3FGA	PCT	FT	FTA	PCT	REB	AST	PF	STL	BLK	PTS
'92	10	2	4	.500	0	0	------	0	0	------	2	1	0	1	0	4
'95	20	6	8	.750	0	0	------	0	0	------	8	1	3	0	4	12
'96	11	2	4	.500	0	0	------	0	0	------	9	0	3	0	0	4
TOTAL	**41**	**10**	**16**	**.625**	**0**	**0**	**-----**	**0**	**0**	**-----**	**19**	**2**	**6**	**1**	**4**	**20**

CALVIN NATT

YR	MIN	FG	FGA	PCT	3FG	3FGA	PCT	FT	FTA	PCT	REB	AST	PF	STL	BLK	PTS
'85	11	1	3	.333	0	0	------	1	2	.500	3	1	1	0	0	3
TOTAL	**11**	**1**	**3**	**.333**	**0**	**0**	**-----**	**1**	**2**	**.500**	**3**	**1**	**1**	**0**	**0**	**3**

DAVID THOMPSON

YR	MIN	FG	FGA	PCT	3FG	3FGA	PCT	FT	FTA	PCT	REB	AST	PF	STL	BLK	PTS
'77*	29	7	9	.778	0	0	------	4	6	.667	7	3	3	-----	0	18
'78*	35	10	16	.625	0	0	------	2	4	.500	3	3	4	-----	0	22
'79*	34	11	17	.647	0	0	------	3	7	.429	5	2	4	-----	1	25
TOTAL	**98**	**28**	**42**	**.667**	**0**	**0**	**-----**	**9**	**17**	**.529**	**15**	**8**	**11**	**----**	**1**	**65**

KIKI VANDEWEGHE

YR	MIN	FG	FGA	PCT	3FG	3FGA	PCT	FT	FTA	PCT	REB	AST	PF	STL	BLK	PTS
'83	14	3	4	.750	0	0	------	1	2	.500	3	1	0	1	0	7
'84	26	7	13	.538	0	0	------	0	0	------	3	1	2	0	0	14
TOTAL	**40**	**10**	**17**	**.588**	**0**	**0**	**-----**	**1**	**2**	**.500**	**6**	**2**	**6**	**1**	**0**	**21**

*Denotes Starter

40 BYRON BECK

Jersey Number Retired: December 16, 1977

Byron Beck's name can be found next to the word "first" in several places in the Nuggets history books. He was the first player signed by the original Denver Rockets franchise in 1967 and fittingly, his was the first number retired by the Nuggets.

Beck, who played for the Rockets/Nuggets from 1967-77, was one of the best pure shooters in ABA history, and his sweeping hook shot was a team trademark for its first 10 years.

The two-time ABA All-Star (1969; '76) never averaged more than 14.5 points per game in a season; nonetheless, he stands in sixth place on the Nuggets all-time scoring list (8,603) - a true reflection of his consistency. In addition, he ranks second in rebounds (5,261) and third in games played (747).

Beck always stepped up his play at crunch time. In the 1973 ABA Playoffs, Beck averaged nearly 20 points per night. In 1976, he helped lead the Nuggets to the ABA Finals. Beck appeared in 66 playoff games with Denver, posting a 12.8 scoring average - more than a point per game higher than his career regular season average.

The former University of Denver star was a fan-favorite and his work in the community earned him considerable respect off the court. Beck was the leading Nugget in personal appearances and he was the Denver sports co-chairman for Labor Day's Muscular Dystrophy Telethon.



44 DAN ISSEL

Jersey Number Retired: April 5, 1985

The name Dan Issel became synonymous with the Denver Nuggets during his playing days from 1975-85 and it still is today. Nicknamed "The Horse", Issel is one of the most popular sports figures in Colorado history.

Issel never failed to respond when duty called and was one of the most durable players in pro basketball history. In his 15-year pro career, Issel played in 1,218 of 1,242 possible games.

When he retired in 1985, he left as the Nuggets all-time leading scorer and rebounder after notching 16,589 points and 6,630 boards. He still ranks among the top five in nearly every statistical category on the Nuggets all-time list.

One of the most prolific scorers in basketball history, Issel ranks eighth on the combined ABA/NBA all-time scoring list with 27,482 points. He trails only Kareem Abdul-Jabbar, Karl Malone, Michael Jordan, Wilt Chamberlain, Julius Erving, Moses Malone and Shaquille O'Neal.

There was more to Issel than his on the court prowess, however. He was also a leader in the community. In 1985, the Professional Basketball Writers Association of America recognized that and presented Issel with the J. Walter Kennedy Award for community service.

In 1992, Issel returned to the Nuggets, this time as their head coach. He orchestrated a tremendous turnaround, taking a club that had won just 44 games in two years prior to his arrival and leading them to the NBA Playoffs in just two seasons. He re-joined the franchise in 1998 as General Manager and subsequently served as President and Head Coach until 2001.

"The Horse", a 1976 ABA All-Star and a '77 NBA All-Star, became the first Nugget to be elected into the Basketball Hall of Fame in 1993.

33 DAVID THOMPSON

Jersey Number Retired: November 7, 1992

Before there was Michael Jordan, there was David Thompson. Nicknamed "Skywalker", Thompson dazzled Nuggets fans from 1975-82 with his incredible leaping ability, crowd-pleasing dunks and seemingly effortless scoring ability.

In his seven seasons, Thompson racked up 11,992 points - good for fourth on Denver's all-time scoring list. In addition, he still ranks in the top five in nearly every major scoring category in Nuggets history.

After the Nuggets acquired his draft rights in 1975, Thompson made an immediate impact. In his first year, he captured ABA and pro basketball Rookie of the Year honors after averaging 26.0 points per game. He was also named MVP of the 1976 ABA All-Star Game.

Nothing changed when the Nuggets entered the NBA. "DT" was named to the All-NBA First Team in 1977 and '78 and he made three-straight NBA All-Star appearances, earning MVP honors in the 1979 contest. He is the only player to ever be named MVP in both an ABA and NBA All-Star game.

On April 9, 1978, the 6'4" guard poured in a career-high 73 points against the Detroit Pistons. The 73 points are a Nugget single-game record and are tied for the third-most ever scored by an individual in a non-overtime game in NBA history.

Thompson was traded to Seattle in the summer of 1982, ending his illustrious seven-year career in Denver. DT was inducted into the Basketball Hall of Fame in 1996.



2 ALEX ENGLISH

Jersey Number Retired: March 2, 1993

Alex English's career can best be summed up with one word: consistency. In 10 of his 11 seasons with the Nuggets (1979-90), English averaged better than 21 points per game. In eight of those 11 years, he scored more than 25 per game.

When he departed as a free agent in 1990, English left as the Nuggets all-time leading scorer - having notched 21,645 points - and his career average of 25.9 ppg is the best in Nuggets history. He also ranks 13th on the NBA's all-time scoring list.

The eight-time NBA All-Star is also the Nuggets career leader in games played, minutes played, field goals made, field goals attempted and assists. Additionally, he ranks third in steals, fourth in rebounds and fifth in blocked shots.

In each of his first 10 seasons with the Nuggets, English finished among the top 10 in the NBA in scoring. In 1982-83, he became the first and only Nugget to lead the league in scoring with a 28.4 average. English also holds the distinction of leading the NBA in scoring during the decade of the '80s, after compiling 19,682 points.

A second-team All-NBA member in 1982, '83 and '86, English guided the Nuggets to Division championships in 1984-85 and '87-88.

Also a leader in the community, English was presented the J. Walter Kennedy Citizenship Award for community service in 1988. In 1985, he convinced NBA players to donate their shares from the All-Star game to Interaction Ethiopia, a relief fund.

He was inducted into the Basketball Hall of Fame in 1997.

432 DOUG MOE

Jersey Number Retired: November 7, 2002

Doug Moe was the face and personality of the Nuggets throughout the '80s - one of the most successful eras in club history - serving as the team's charismatic head coach from 1980-90.

On Dec. 18, 1980, Moe assumed head coaching duties following the departure of Donnie Walsh. Over the next 10 years, he racked up 432 regular season wins and 24 postseason victories - both team records. He guided the Nuggets to nine-straight playoff appearances, including a trip to the 1985 Western Conference Finals, and two Midwest Division titles in '84-85 and '87-88. In '87-88, the Nuggets won a franchise-record 54 games, earning Moe NBA Coach of the Year honors.

Moe's "passing game" offense was one of the most feared in the NBA during the '80s. The Nuggets averaged no fewer than 114.6 ppg in each of his years and averaged better than 120.0 ppg for five-straight seasons ('80-85). In fact, the Nuggets led the NBA in scoring in six of Moe's 10 years in Denver.

Moe's clubs produced 13 All-Star selections and three of his players, David Thompson, Dan Issel and Alex English, have been inducted into the Basketball Hall of Fame.

Affectionately known as the "Big Stiff", Moe began his career with the Nuggets in the ABA as an assistant coach on Larry Brown's staff from '74-76. During those two seasons, the Nuggets posted a 125-43 record and advanced to the 1976 ABA Finals.

He also served as head coach of the San Antonio Spurs ('76-80) and Philadelphia 76ers ('92-93) and compiled 628 career wins, the 20th-most in NBA history.

ALL-TIME NUGGETS COACHES (ABA 1967-75, NBA 1976 TO PRESENT)

		REGULAR SEASON		PLAYOFFS	
YEAR	**COACH**	**WON**	**LOST**	**WON**	**LOST**
1967-68	Bob Bass	45	33	2	3
1968-69	Bob Bass	44	34	3	4
1969-70	John McClendon	9	19	-	-
	Joe Belmont	42	14	5	7
1970-71	Joe Belmont	3	10	-	-
	Stan Albeck	27	44	-	-
1971-72	Alex Hannum	34	50	3	4
1972-73	Alex Hannum	47	37	1	4
1973-74	Alex Hannum	37	47	-	-
1974-75	Larry Brown	65	19	7	6
1975-76	Larry Brown	60	24	6	7
1976-77	Larry Brown	50	32	2	4
1977-78	Larry Brown	48	34	6	7
1978-79	Larry Brown	28	25	-	-
	Donnie Walsh	19	10	1	2
1979-80	Donnie Walsh	30	52	-	-
1980-81	Donnie Walsh	11	20	-	-
	Doug Moe	26	25	-	-
1981-82	Doug Moe	46	36	1	2
1982-83	Doug Moe	45	37	3	5
1983-84	Doug Moe	38	44	2	3
1984-85	Doug Moe	52	30	8	7
1985-86	Doug Moe	47	35	5	5
1986-87	Doug Moe	37	45	0	3
1987-88	Doug Moe	54	28	5	6
1988-89	Doug Moe	44	38	0	3
1989-90	Doug Moe	43	39	0	3
1990-91	Paul Westhead	20	62	-	-
1991-92	Paul Westhead	24	58	-	-
1992-93	Dan Issel	36	46	-	-
1993-94	Dan Issel	42	40	6	6
1994-95	Dan Issel	18	16	-	-
	Gene Littles	3	13	-	-
	Bernie Bickerstaff	20	12	0	3
1995-96	Bernie Bickerstaff	35	47	-	-
1996-97	Bernie Bickerstaff	4	9	-	-
	Dick Motta	17	52	-	-
1997-98	Bill Hanzlik	11	71	-	-
1998-99	Mike D'Antoni	14	36	-	-
1999-00	Dan Issel	35	47	-	-
2000-01	Dan Issel	40	42	-	-
2001-02	Dan Issel	9	17	-	-
	Mike Evans	18	38	-	-
2002-03	Jeff Bzdelik	17	65	-	-
2003-04	Jeff Bzdelik	43	39	1	4
2004-05	Jeff Bzdelik	13	15	-	-
	Michael Cooper	4	10	-	-
	George Karl	32	8	1	4
2005-06	George Karl	44	38	1	4
2006-07	George Karl	45	37	1	4
2007-08	George Karl	50	32	0	4
2008-09	George Karl	54	28	10	6
2009-10	George Karl	53	29	2	4
2010-11	George Karl	50	32	1	4
2011-12	George Karl	38	28	3	4

ALL-TIME COACHING RECORDS

		REGULAR SEASON		PLAYOFFS		
COACH	**WON**	**LOST**	**PCT.**	**WON**	**LOST**	**PCT.**
Bob Bass	89	67	.571	5	7	.471
John McClendon	9	19	.321	-	-	-
Joe Belmont	45	24	.652	5	7	.471
Stan Albeck	27	44	.380	-	-	-
Alex Hannum	118	134	.468	4	8	.333
Larry Brown	251	134	.649	21	24	.467
Donnie Walsh	60	82	.423	1	2	.333
Doug Moe	432	357	.548	24	37	.393
Paul Westhead	44	120	.268	-	-	-
Dan Issel	180	208	.464	6	6	.500
Gene Littles	3	13	.188	-	-	-
Bernie Bickerstaff	59	68	.465	0	3	.000
Dick Motta	17	52	.246	-	-	-
Bill Hanzlik	11	71	.134	-	-	-
Mike D'Antoni	14	36	.280	-	-	-
Mike Evans	18	38	.321	-	-	-
Jeff Bzdelik	60	104	.366	1	4	.200
Michael Cooper	4	10	.286	-	-	-
George Karl	366	232	.612	19	34	.358
ABA Totals	**413**	**331**	**.555**	**27**	**35**	**.436**
NBA Totals	**1407**	**1497**	**.485**	**59**	**97**	**.378**

NUGGETS OWNERSHIP

1967-72:	J.W. Ringsby
1972-76:	A.G. "Bud" Fisher and Frank M. Goldberg
1975-82:	Nuggets Management, Inc.
1982-83:	B.J. "Red" McCombs
1983-84:	B.J. "Red" McCombs and Lloyd Brinkman
1984-85:	B.J. "Red" McCombs
1985-89:	Sidney Shlenker
1989-91:	Bertram M. Lee, Peter C.B. Bynoe and COMSAT Video Enterprises, Robert Wussler, Pres.
1991-92:	Peter C.B. Bynoe, Managing General Partner and General Partner COMSAT Video Enterprises
1992-00:	Ascent Entertainment Group (formerly COMSAT Entertainment Group)
1999-00:	Liberty Media
2000-Present:	E. Stanley Kroenke

NUGGETS EXECUTIVES

1976-84:	Carl Scheer, President and General Manager
1984-85:	Paul Phipps, Vice President and General Manager
1985-88:	Vince Boryla, President and General Manager
1988-89:	Pete Babcock, President and General Manager
1989-90:	Pete Babcock, General Manager
1990-94:	Bernie Bickerstaff, General Manager
1994-95:	Bernie Bickerstaff, Sr. Executive Vice President/General Manager
1995-96:	Bernie Bickerstaff, President and Head Coach
1996-97:	Bernie Bickerstaff, President and Head Coach/Allan Bristow, VP of Basketball Operations
1997-98:	Allan Bristow, VP of Basketball Operations/Dan Issel, VP and General Manager
1998-01:	Dan Issel, VP and General Manager/President and Head Coach
2001-06:	Kiki Vandeweghe, General Manager
2006-10:	Mark Warkentien, V.P. of Basketball Operations; Rex Chapman, V.P. of Player of Personnel
2010-Present:	Josh Kroenke, President & Governor; Masai Ujiri, Executive Vice President, Basketball Operations

NUGGETS ASSISTANT COACHES

1969-72:	Stan Albeck
1973-74:	Frank Hamblen
1974-76:	Doug Moe
1976-77:	Frank Hamblen
1977-78:	Donnie Walsh
1978-79:	Donnie Walsh, George Irvine
1979-80:	George Irvine
1980-81:	Ben Jobe, Doug Moe
1981-82:	Donnie Walsh, John Nillen
1982-83:	John Nillen
1983-84:	Bill Ficke
1984-90:	Allan Bristow
1988-90:	Doug Moe, Jr.
1990-92:	Mike Evans, Jim Boyle, Judas T. Prada
1992-94:	Mike Evans, Gene Littles
1994-95:	Gene Littles, Mike Evans/Tom Nissalke
1995-96:	Jim Brovelli, Bob Kloppenburg, Gene Littles
1996-97:	Gene Littles, Jim Brovelli
1997-98:	Mike D'Antoni, T.R. Dunn, Brian Winters
1998-01:	Louie Dampier, Mike Evans, Kim Hughes, John Lucas
2001-02:	Louie Dampier, Clyde Drexler, Mike Evans, Kim Hughes, John MacLeod
2002-03:	John MacLeod, T.R. Dunn, Jarinn Akana
2003-04:	John MacLeod, T.R. Dunn, Scott Brooks
2004-05:	Doug Moe, Scott Brooks, Adrian Dantley, Michael Cooper
2005-06:	Doug Moe, Scott Brooks, Adrian Dantley
2006-08:	Doug Moe, Mike Dunlap, Adrian Dantley
2008-10:	Adrian Dantley, Tim Grgurich, John Welch
2010-11:	Adrian Dantley, Melvin Hunt, John Welch
2011-12:	Melvin Hunt, Chad Iske, John Welch

NUGGETS ATHLETIC TRAINERS

1967-76:	Lloyd Williams
1976-90:	Bob "Chopper" Travaglini
1990-91:	Larry Franca
1991-Present:	Jim Gillen

NBA REGULAR SEASON

TEAM	SEASONS	HOME W-L	ROAD W-L	OVERALL W-L	PCT.
Atlanta Hawks	35	27-11	8-29	35-40	.467
Boston Celtics	36	23-15	7-31	30-46	.395
Charlotte Bobcats	8	6-1	4-4	10-5	.667
Chicago Bulls	35	29-10	13-27	42-37	.532
Cleveland Cavaliers	35	29-9	13-23	42-32	.568
Dallas Mavericks	32	45-30	25-48	70-78	.473
Detroit Pistons	35	20-18	10-27	30-45	.400
Golden State Warriors	36	58-17	26-49	84-66	.560
Houston Rockets	36	47-33	30-51	77-84	.478
Indiana Pacers	36	22-15	13-26	35-41	.461
Los Angeles Clippers	28	40-17	19-36	59-53	.527
San Diego Clippers	6	13-2	6-9	19-11	.633
Buffalo Braves	2	4-0	1-3	5-3	.625
Total (Clippers)	36	57-19	26-48	83-67	.553
Los Angeles Lakers	36	33-43	19-55	52-98	.347
Memphis Grizzlies	11	18-2	9-11	27-13	.675
Vancouver Grizzlies	6	10-2	6-6	16-8	.667
Total (Grizzlies)	17	28-4	15-17	43-21	.672
Miami Heat	24	16-9	9-16	25-25	.500
Milwaukee Bucks	35	33-8	16-24	49-32	.604
Minnesota Timberwolves	23	34-15	26-23	60-38	.612
New Jersey Nets	36	31-8	13-24	44-32	.579
New Orleans Hornets	8	8-5	6-7	14-12	.538
New Orleans/OKC Hornets	2	1-2	3-1	4-3	.571
Charlotte Hornets	14	9-6	4-10	13-16	.448
Total (Hornets)	23	18-13	13-18	31-31	.500
New York Knicks	35	22-15	13-25	35-40	.467
Oklahoma City Thunder	4	5-2	4-4	9-6	.600
Seattle SuperSonics	33	42-27	19-50	61-77	.442
Total (Thunder)	36	47-29	23-54	70-83	.456
Orlando Magic	22	14-9	4-20	18-29	.383
Philadelphia 76ers	35	20-16	12-26	32-42	.432
Phoenix Suns	36	45-31	19-55	64-86	.427
Portland Trail Blazers	36	52-23	19-58	71-81	.467
Sacramento Kings	27	39-15	14-41	53-56	.486
Kansas City Kings	19	17-7	8-16	25-23	.521
Total (Kings)	36	56-22	22-57	78-79	.497
San Antonio Spurs	36	43-37	19-62	62-99	.385
Toronto Raptors	16	12-4	9-7	21-11	.656
Utah Jazz	33	45-32	14-64	59-96	.381
New Orleans Jazz	3	6-0	3-3	9-3	.750
Total (Jazz)	36	51-32	17-67	68-99	.407
Washington Wizards	36	25-13	21-17	46-30	.605
TOTALS	**36**	**943-509**	**464-988**	**1,407-1,497**	**.485**

NBA PLAYOFFS

TEAM	SERIES	HOME W-L	ROAD W-L	OVERALL W-L	PCT.
Dallas Mavericks	2	4-2	2-3	6-5	.546
Houston Rockets	1	2-1	0-3	2-4	.333
Los Angeles Clippers	1	1-1	0-3	1-4	.250
Los Angeles Lakers	6	4-9	3-12	7-21	.250
Milwaukee Bucks	1	3-1	1-2	4-3	.571
Minnesota Timberwolves	1	1-1	0-3	1-4	.200
New Orleans Hornets	1	3-0	1-1	4-1	.800
Phoenix Suns	3	2-2	1-4	3-6	.333
Portland Trail Blazers	2	3-2	2-3	5-5	.500
San Antonio Spurs	6	3-8	3-12	6-20	.231
Seattle Sonics/OKC Thunder	4	7-3	2-9	9-12	.429
Utah Jazz	4	8-3	3-9	11-12	.478
TOTALS	**32**	**41-33**	**18-64**	**59-97**	**.378**

	REGULAR SEASON			PLAYOFFS			
YEAR	**W**	**L**	**PCT**	**PLACE**	**W**	**L**	**PCT**
1976-77	50	32	.610	1st MW	2	4	.333
1977-78	48	34	.585	1st MW	6	7	.462
1978-79	47	35	.573	2nd MW	1	2	.333
1979-80	30	52	.366	3rd MW	-	-	-----
1980-81	37	45	.451	4th MW	-	-	-----
1981-82	46	36	.561	2nd MW	1	2	.333
1982-83	45	37	.549	2nd MW	3	5	.375
1983-84	38	44	.463	3rd MW	2	3	.400
1984-85	52	30	.634	1st MW	8	7	.533
1985-86	47	35	.573	2nd MW	5	5	.500
1986-87	37	45	.451	4th MW	0	3	.000
1987-88	54	28	.659	1st MW	5	6	.455
1988-89	44	38	.537	3rd MW	0	3	.000
1989-90	43	39	.524	4th MW	0	3	.000
1990-91	20	62	.244	7th MW	-	-	-----
1991-92	24	58	.293	4th MW	-	-	-----
1992-93	36	46	.439	4th MW	-	-	-----
1993-94	42	40	.512	4th MW	6	6	.500
1994-95	41	41	.500	4th MW	0	3	.000
1995-96	35	47	.427	4th MW	-	-	-----
1996-97	21	61	.256	5th MW	-	-	-----
1997-98	11	71	.134	7th MW	-	-	-----
1998-99	14	36	.280	6th MW	-	-	-----
1999-00	35	47	.427	5th MW	-	-	-----
2000-01	40	42	.488	6th MW	-	-	-----
2001-02	27	55	.329	6th MW	-	-	-----
2002-03	17	65	.207	7th MW	-	-	-----
2003-04	43	39	.524	6th MW	1	4	.200
2004-05	49	33	.598	2nd NW	1	4	.200
2005-06	44	38	.537	1st NW	1	4	.200
2006-07	45	37	.549	2nd NW	1	4	.200
2007-08	50	32	.610	2nd NW	0	4	.000
2008-09	54	28	.659	1st NW	10	6	.625
2009-10	53	29	.646	1st NW	2	4	.333
2010-11	50	32	.610	2nd NW	1	4	.200
2011-12	38	28	.576	2nd NW	3	4	.429
TOTALS	**1,407**	**1,497**	**.485**		**59**	**97**	**.314**

HOME-ROAD

YEAR	HOME	ROAD	OVERALL
1976-77	36-5	14-27	50-32
1977-78	33-8	15-26	48-34
1978-79	29-12	18-23	47-35
1979-80	24-17	6-35	30-52
1980-81	23-18	14-27	37-45
1981-82	29-12	17-24	46-36
1982-83	29-12	16-25	45-37
1983-84	27-14	11-30	38-44
1984-85	34-7	18-23	52-30
1985-86	34-7	13-28	47-35
1986-87	27-14	10-31	37-45
1987-88	35-6	19-22	54-28
1988-89	35-6	9-32	44-38
1989-90	28-13	15-26	43-39
1990-91	17-24	3-38	20-62
1991-92	18-23	6-35	24-58
1992-93	28-13	8-33	36-46
1993-94	28-13	14-27	42-40
1994-95	23-18	18-23	41-41
1995-96	24-17	11-30	35-47
1996-97	12-29	9-32	21-61
1997-98	9-32	2-39	11-71
1998-99	12-13	2-23	14-36
1999-00	25-16	10-31	35-47
2000-01	29-12	11-30	40-42
2001-02	20-21	7-34	27-55
2002-03	13-28	4-37	17-65
2003-04	29-12	14-27	43-39
2004-05	31-10	18-23	49-33
2005-06	26-15	18-23	44-38
2006-07	23-18	22-19	45-37
2007-08	33-8	17-24	50-32
2008-09	33-8	21-20	54-28
2009-10	34-7	19-22	53-29
2010-11	33-8	17-24	50-32
2011-12	20-13	18-15	38-28
TOTALS	**943-509**	**464-988**	**1,407-1,497**

MONTH-BY-MONTH NBA RECORD

YEAR		OCT	NOV	DEC	JAN	FEB	MAR	APR
76-77	Home	3-0	7-0	7-1	7-2	6-0	5-2	1-0
	Road	1-0	2-5	3-4	2-3	2-5	2-7	2-3
	Total	4-0	9-5	10-5	9-5	8-5	7-9	3-3
77-78	Home	4-0	6-0	5-1	6-2	6-1	4-4	2-0
	Road	0-2	4-6	2-4	4-2	2-5	1-5	2-2
	Total	4-2	10-6	7-5	10-4	8-6	5-9	4-2
78-79	Home	4-0	2-3	5-3	7-2	5-2	6-2	0-0
	Road	2-3	2-7	2-3	4-4	2-4	3-0	3-2
	Total	6-3	4-10	7-6	11-6	7-6	9-2	3-2
79-80	Home		2-4	4-3	5-1	4-4	5-3	4-2
	Road		0-4	3-6	0-8	1-7	1-2	1-8
	Total		2-8	7-9	5-9	5-11	6-5	5-10
80-81	Home		1-4	4-2	3-3	4-4	6-3	5-2
	Road		1-3	4-5	0-7	3-4	1-3	5-5
	Total		2-7	8-7	3-10	7-8	7-6	10-7
81-82	Home	1-0	5-1	3-4	5-2	4-4	8-1	3-0
	Road	0-1	2-3	3-6	4-3	2-4	5-1	1-6
	Total	1-1	7-4	6-10	9-5	6-8	13-2	4-6
82-83	Home	1-1	3-4	3-3	7-1	4-1	7-2	4-0
	Road	0-0	3-5	3-4	2-6	3-5	3-3	2-2
	Total	1-1	6-9	6-7	9-7	7-6	10-5	6-2
83-84	Home	1-0	5-3	4-3	4-2	3-4	8-0	2-2
	Road	0-1	3-4	1-7	1-5	3-6	2-5	1-2
	Total	1-1	8-7	5-10	5-7	6-10	10-5	3-4
84-85	Home	1-0	7-0	4-4	8-2	5-0	7-0	2-1
	Road	0-1	4-2	3-5	3-3	3-4	3-5	2-3
	Total	1-1	11-2	7-9	11-5	8-4	10-5	4-4
85-86	Home	2-0	7-2	5-1	6-1	7-0	6-2	1-1
	Road	2-0	1-4	2-5	2-7	2-4	2-5	2-3
	Total	4-0	8-6	7-6	8-8	9-4	8-7	3-4
86-87	Home	1-0	7-1	2-3	6-2	3-4	5-3	3-1
	Road	0-0	0-6	3-7	1-6	1-5	3-4	2-3
	Total	1-0	7-7	5-10	7-8	4-9	8-7	5-4
87-88	Home		6-1	5-1	5-1	6-2	7-1	6-0
	Road		2-3	3-6	3-5	3-2	5-4	3-2
	Total		8-4	8-7	8-6	9-4	12-5	9-2
88-89	Home		8-1	5-2	4-2	8-0	5-0	5-1
	Road		1-3	3-5	1-9	0-4	3-6	1-4
	Total		9-4	8-7	5-11	8-4	8-6	6-5
89-90	Home		8-0	4-1	3-4	5-3	6-2	1-3
	Road		2-4	5-5	1-5	1-4	2-7	5-1
	Total		10-4	9-6	4-9	6-7	8-9	6-4
90-91	Home		3-5	2-3	6-3	2-4	4-5	1-3
	Road		0-6	1-9	1-4	0-6	0-7	0-7
	Total		3-11	3-12	7-7	2-10	4-12	1-10
91-92	Home		7-3	3-3	4-4	2-3	1-7	1-3
	Road		0-5	2-5	1-6	1-8	2-6	0-5
	Total		7-8	5-8	5-10	3-11	3-13	1-8
92-93	Home		4-2	2-4	7-1	5-1	5-4	5-1
	Road		1-5	0-8	1-6	2-5	2-5	2-4
	Total		5-7	2-12	8-7	7-6	7-9	7-5
93-94	Home		4-2	6-0	5-4	4-2	7-1	2-4
	Road		2-5	2-6	1-4	3-5	1-4	5-3
	Total		6-7	8-6	6-8	7-7	8-5	7-7

YEAR		OCT	NOV	DEC	JAN	FEB	MAR	APR
94-95	Home		4-4	5-2	4-3	3-4	4-1	3-4
	Road		2-2	3-5	1-7	2-4	6-4	4-1
	Total		6-6	8-7	5-10	5-8	10-5	7-5
95-96	Home		2-3	6-1	2-5	5-2	5-3	4-3
	Road		2-6	3-6	3-4	0-5	2-6	1-3
	Total		4-9	9-7	5-9	5-7	7-9	5-6
96-97	Home		2-6	2-4	3-5	2-4	3-5	0-5
	Road		3-5	1-7	3-4	1-6	0-5	1-5
	Total		5-11	3-11	6-9	3-10	3-10	1-10
97-98	Home	0-1	1-4	1-6	1-7	1-7	3-3	2-3
	Road	0-0	0-7	0-8	1-7	0-5	1-8	0-5
	Total	0-1	1-11	1-14	2-14	1-12	4-11	2-8
98-99	Home					5-3	3-5	4-5*
	Road					0-6	0-9	2-8
	Total					5-9	3-14	6-13*
99-00	Home		6-2	6-2	5-4	2-2	2-4	4-2
	Road		0-5	3-4	0-5	3-6	2-9	2-2
	Total		6-7	9-6	5-9	5-8	4-13	6-4
00-01	Home		6-3	6-2	8-1	3-2	2-3	4-0
	Road		2-5	2-5	2-4	1-7	3-7	1-3
	Total		8-8	8-7	10-5	4-9	5-10	5-3
01-02	Home	0-0	5-5	3-4	2-5	1-4	4-4	5-0
	Road	1-0	1-4	0-6	1-6	2-4	2-8	0-5
	Total	1-0	6-9	3-10	3-11	3-8	6-12	5-5
02-03	Home	0-0	3-6	1-6	3-3	2-6	4-3	0-4
	Road	0-1	2-4	0-7	1-8	0-6	1-7	0-4
	Total	0-1	5-10	1-13	4-11	2-12	5-10	0-8
03-04	Home	1-0	6-1	6-3	5-4	4-1	4-3	3-0
	Road	0-1	3-4	3-4	4-4	1-6	2-6	1-2
	Total	1-1	9-5	9-7	9-8	5-7	6-9	4-2
04-05	Home		7-3	3-3	2-3	4-0	9-1	6-0
	Road		1-3	3-6	3-7	4-4	3-1	4-2
	Total		8-6	6-9	5-10	8-4	12-2	10-2
05-06	Home		6-3	3-4	6-2	3-3	6-1	2-2
	Road		2-5	3-5	5-3	2-2	5-4	1-4
	Total		8-8	6-9	11-5	5-5	11-5	3-6
06-07	Home		4-3	5-3	3-6	3-3	4-3	4-0
	Road		4-2	3-4	3-3	3-4	3-5	6-1
	Total		8-5	8-7	6-9	6-7	7-8	10-1
07-08	Home	1-0	6-2	5-3	7-0	4-2	7-0	3-1
	Road	0-0	3-5	3-2	2-6	4-3	3-6	2-2
	Total	1-0	9-7	8-5	9-6	8-5	10-6	5-3
08-09	Home		6-2	5-2	8-2	3-1	7-1	4-0
	Road	1-1	5-3	4-4	2-2	5-3	3-5	1-2
	Total	1-1	11-5	9-6	10-4	8-4	10-6	5-2
09-10	Home	1-0	6-1	6-1	8-1	4-2	5-1	4-1
	Road	1-0	4-4	2-6	4-2	3-3	4-6	1-1
	Total	2-0	10-5	8-7	12-3	7-5	9-7	5-2
10-11	Home	1-0	6-1	6-2	7-2	5-2	6-0	2-1
	Road	1-1	2-4	2-5	3-5	2-4	4-2	3-2
	Total	2-1	8-5	8-7	10-7	7-6	10-3	5-3
11-12	Home			1-0	6-3	3-5	5-4	5-1
	Road			1-2	6-2	2-5	4-3	5-3
	Total			2-2	12-5	5-10	9-7	10-4

*April record includes 0-3 in May

SEASON OPENERS (ABA 1967-75, NBA 1976 TO PRESENT)

DATE	TEAMS	ATTENDANCE	RECORD
10/15/67	@Denver 110, Anaheim 105	2,748#	1-0
10/28/68	@New York 108, Denver 89	NA	1-1
10/19/69	New Orleans 109, @Denver 103	5,092#	2-1
10/14/70	@Utah 134, Denver 99	NA	2-2
10/13/71	@Utah 135, Denver 121	NA	2-3
10/14/72	@Denver 96, Indiana 90	4,731#	3-3
10/11/73	@Denver 135, San Diego 111	5,013#	4-3
10/19/74	@Denver 111, New York 103	6,252#	5-3
10/25/75	@Denver 118, St. Louis 101	12,202$	6-3
10/22/76	Denver 123, @Indiana 110	7,266	1-0
10/19/77	@Denver 133, Milwaukee 115	14,792	2-0
10/13/78	@Denver 118, San Antonio 117	14,099	3-0
10/13/79	Milwaukee 125, @Denver 99	12,554	3-1
10/10/80	San Antonio 113, @Denver 112	10,027	3-2
10/30/81	@Denver 134, Golden State 121	11,989	4-2
10/29/82	Dallas 125, @Denver 117	12,099	4-3
10/28/83	@Denver 139, Utah 125	10,439	5-3
10/27/84	@Denver 125, Golden State 121	8,526	6-3
10/25/85	Denver 119, @Golden State 105	6,593	7-3
10/31/86	@Denver 134, San Antonio 104	14,835	8-3
11/6/87	@Denver 139, L.A. Clippers 93	11,534	9-3
11/4/88	@Denver 120, Houston 117	14,876	10-3
11/3/89	@Utah 122, Denver 113	12,616	10-4
11/2/90	Golden State 162, @Denver 158	9,838	10-5
11/1/91	Golden State 108, @Denver 105	11,713	10-6
11/7/92	@Denver 125, San Antonio 121 (2OT)	17,022	11-6
11/5/93	@Sacramento 109, Denver 100	17,317	11-7
11/4/94	@Denver 130, Minnesota 108	17,171	12-7
11/3/95	@L.A. Lakers 98, Denver 96	16,345	12-8
11/1/96	Dallas 92, @Denver 91	16,104	12-9
10/31/97	San Antonio 107, @Denver 96	15,031	12-10
2/5/99	Minnesota 110, @Denver 92	17,171	12-11
11/2/99	@Denver 107, Phoenix 102 (OT)	19,099^	13-11
11/1/00	@Seattle 112, Denver 99	17,072	13-12
10/30/01	Denver 99, @Phoenix 96	16,421	14-12
10/30/02	@Minnesota 83, Denver 77	16,113	14-13
10/29/03	@Denver 80, San Antonio 72	17,429	15-13
11/2/04	@L.A. Lakers 89, Denver 78	18,997	15-14
11/1/05	@San Antonio 102, Denver 91	18,797	15-15
11/2/06	@L.A. Clippers 96, Denver 95	18,050	15-16
10/31/07	@Denver 120, Seattle 103	19,380	16-16
10/29/08	@Utah 98, Denver 94	19,911	16-17
10/28/09	@Denver 114, Utah 105	19,155	17-17
10/27/10	@Denver110, Utah 88	19,155	18-17
12/26/11	Denver 115, @Dallas 93	20.408	19-17

Played in Denver's Auditorium Arena, capacity 6,985.
$ First regular season game played in McNichols Sports Arena.
^ First regular season game played in the Pepsi Center

HOME OPENERS (ABA 1967-75, NBA 1976 TO PRESENT)

DATE	TEAMS	ATTENDANCE	RECORD
10/15/67	Denver 110, Anaheim 105	2,748#	1-0
11/6/68	Denver 109, Indiana 107	3,238#	2-0
10/19/69	New Orleans 109, Denver 103	5,092#	2-1
10/21/70	Denver 133, Texas 115	4,066#	3-1
10/19/71	Indiana 122, Denver 117	3,714#	3-2
10/14/72	Denver 96, Indiana 90	4,731#	4-2
10/11/73	Denver 135, San Diego 111	5,013#	5-2
10/19/74	Denver 111, New York 103	6,252#	6-2
10/25/75	Denver 118, St. Louis 101	12,202$	7-2
10/23/76	Denver 120, Kansas City 99	15,683	1-0
10/19/77	Denver 133, Milwaukee 115	14,792	2-0
10/13/78	Denver 118, San Antonio 117	14,099	3-0
10/13/79	Milwaukee 125, Denver 99	12,554	3-1
10/10/80	San Antonio 113, Denver 112	10,027	3-2
10/30/81	Denver 134, Golden State 121	11,989	4-2
10/29/82	Dallas 125, Denver 117	12,099	4-3
10/28/83	Denver 139, Utah 125	10,439	5-3
10/27/84	Denver 125, Golden State 121	8,526	6-3
10/26/85	Denver 126, Sacramento 112	9,309	7-3
10/31/86	Denver 134, San Antonio 104	14,835	8-3
11/6/87	Denver 139, L.A. Clippers 93	11,534	9-3
11/4/88	Denver 120, Houston 117	14,876	10-3
11/4/89	Denver 135, Phoenix 132	12,439	11-3
11/2/90	Golden State 162, Denver 158	9,838	11-4
11/1/91	Golden State 108, Denver 105	11,713	11-5
11/7/92	Denver 125, San Antonio 121 (2OT)	17,022	12-5
11/7/93	Denver 99, L.A. Clippers 97	17,171	13-5
11/4/94	Denver 130, Minnesota 108	17,171	14-5
11/4/95	San Antonio 116, Denver 108	17,171	14-6
11/1/96	Dallas 92, Denver 91	16,104	14-7
10/31/97	San Antonio 107, Denver 96	15,031	14-8
2/5/99	Minnesota 110, Denver 92	17,171	14-9
11/2/99	Denver 107, Phoenix 102 (OT)	19,099^	15-9
11/2/00	Denver 101, Golden State 97	15,790	16-9
11/1/01	Milwaukee 102, Denver 101	18,634	16-10
11/1/02	Houston 84, Denver 73	18,030	16-11
10/29/03	Denver 80, San Antonio 72	17,429	17-11
11/4/04	Denver 94, Minnesota 92 (OT)	19,099	18-11
11/2/05	L.A. Lakers 99, Denver 97 (OT)	19,245	18-12
11/3/06	Minnesota 112, Denver 109	19,234	18-13
10/31/07	Denver 120, Seattle 103	19,380	19-13
11/1/08	L.A. Lakers 104, Denver 97	19,651	19-14
10/28/09	Denver 114, Utah 105	19,155	20-14
10/27/10	Denver 110, Utah 88	19,155	21-14
12/28/11	Denver 117, Utah 100	19.155	22-14

Played in Denver's Auditorium Arena, capacity 6,985.
$ The 10/25/75 Denver-St. Louis game was the first regular season game played in McNichols Sports Arena
^ First regular season game played in the Pepsi Center.

ROAD OPENERS (ABA 1967-75, NBA 1976 TO PRESENT)

DATE	TEAMS	RECORD
10/19/67	Denver 104, Oakland 91	1-0
10/28/68	New York 108, Denver 89	1-1
10/21/69	Dallas 120, Denver 108	1-2
10/14/70	Utah 134, Denver 99	1-3
10/13/71	Utah 135, Denver 121	1-4
10/12/72	Utah 115, Denver 104	1-5
10/12/73	Kentucky 111, Denver 100	1-6
10/18/74	Kentucky 117, Denver 99	1-7
10/24/75	Denver 120, San Diego 108	2-7
10/22/76	Denver 123, Indiana 110	1-0
10/22/77	Detroit 126, Denver 106	1-1
10/15/78	Denver 98, San Diego 94	2-1
10/14/79	Portland 109, Denver 93	2-2
10/17/80	Denver 129, San Diego 116	3-2
10/31/81	San Antonio 145, Denver 120	3-3
11/4/82	L.A. Lakers 131, Denver 108	3-4
10/29/83	San Diego 141, Denver 128	3-5
10/30/84	San Antonio 126, Denver 118	3-6
10/25/85	Denver 119, Golden State 105	4-6
11/1/86	Golden State 131, Denver 109	4-7
11/7/87	Denver 103, Golden State 99	5-7
11/5/88	Seattle 142, Denver 141	5-8
11/3/89	Utah 122, Denver 113	5-9
11/3/90	Dallas 140, Denver 110	5-10
11/8/91	L.A. Clippers 106, Denver 82	5-11
11/8/92	Portland 123, Denver 104	5-12
11/5/93	Sacramento 109, Denver 100	5-13
11/8/94	Denver 115, Dallas 107	6-13
11/3/95	L.A. Lakers 98, Denver 96	6-14
11/3/96	Denver 88, San Antonio 79	7-14
11/1/97	Utah 102, Denver 84	7-15
2/7/99	Phoenix 115, Denver 108	7-16
11/5/99	Portland 95, Denver 83	7-17
11/1/00	Seattle 112, Denver 99	7-18
10/30/01	Denver 99, Phoenix 96	8-18
10/30/02	Minnesota 83, Denver 77	8-19
10/30/03	Houston 102, Denver 85	8-20
11/2/04	L.A. Lakers 89, Denver 78	8-21
11/1/05	San Antonio 102, Denver 91	8-22
11/2/06	L.A. Clippers 96, Denver 95	8-23
11/2/07	Denver 99, Minnesota 91	9-23
10/29/08	Utah 98, Denver 94	9-24
10/29/09	Denver 97, Portland 94	10-24
10/29/10	New Orleans 101, Denver 95	10-25
12/26/11	Denver 115, Dallas 93	11-25

OVERTIME SUMMARY

TEAM	DATE	SITE	DEN-OPP	W/L
ATLANTA (1-2)	3/13/12	Denver	118-117	W
	12/18/05	Atlanta	107-110	L
	12/11/92	Atlanta	107-112	L
BOSTON (0-2)	12/10/00	Boston	102-104	L
	3/6/77	Boston	110-112	L
CHICAGO (4-0)	2/4/03	Denver	102-100	W
	3/26/01	Chicago	109-104	W
	11/8/80	Chicago	130-126*	W
	3/21/80	Chicago	134-128#	W
CLEVELAND (2-1)	2/18/10	Cleveland	118-116	W
	1/16/97	Denver	88-87	W
	1/21/95	Denver	100-101*	L
DALLAS (3-5)	1/6/06	Denver	112-114	L
	3/3/02	Denver	110-116	L
	4/6/00	Denver	115-116	L
	11/24/95	Dallas	112-109	W
	11/26/94	Denver	123-124	L
	12/30/89	Dallas	109-116	L
	3/1/85	Dallas	141-140	W
	11/28/80	Dallas	119-117	W
DETROIT (0-3)	3/26/07	Detroit	109-113	L
	11/13/96	Detroit	94-95	L
	12/13/83	Denver	184-186#	L
GOLDEN STATE (5-2)	1/20/10	Golden State	123-118	W
	4/10/97	Golden State	107-109	L
	4/22/95	Golden State	130-129*	W
	4/7/87	Golden State	129-126	W
	12/18/84	Golden State	126-122	W
	2/28/84	Golden State	137-140	L
	2/22/80	Golden State	122-121	W
HOUSTON (7-5)	12/20/07	Denver	112-111*	W
	1/20/07	Houston	121-113	W
	11/30/00	Denver	105-109	L
	1/2/98	Denver	115-116	L
	11/7/96	Denver	108-110	L
	1/20/94	Denver	111-106*	W
	11/2/91	Denver	109-101	W
	4/19/90	Houston	130-127	W
	11/9/89	Houston	128-127	W
	3/5/85	Denver	133-131*	W
	2/2/85	Houston	128-131*	L
	2/3/81	Houston	128-135	L
INDIANA (1-2)	2/7/90	Denver	130-138	L
	12/28/82	Denver	155-150	W
	3/2/82	Denver	124-132	L
LA CLIPPERS (4-3)	10/31/08	Los Angeles	113-103	W
	11/7/03	Denver	102-104	L
	4/15/00	Los Angeles	115-114	W
	3/2/97	Denver	109-107	W
	12/6/91	Denver	100-102	L
	3/12/91	Denver	123-126	L
(BUFFALO)	1/25/78	Denver	121-119	W
LA LAKERS (5-6)	4/6/06	Denver	110-108	W
	11/2/05	Denver	97-99	L
	2/22/99	Denver	117-113	W
	11/11/94	Los Angeles	124-117	W
	4/1/89	Denver	114-108	W
	11/15/88	Denver	146-148*	L
	11/3/82	Denver	134-135	L
	3/29/81	Los Angeles	148-146	W
	11/29/80	Denver	123-124*	L
	11/16/79	Denver	128-135	L
	11/9/79	Los Angeles	122-126	L
MEMPHIS (1-1)	1/31/12	Memphis	97-100	L
	2/25/05	Memphis	97-94	W
MIAMI (1-4)	2/12/08	Miami	114-113	W
	1/29/02	Denver	94-100	L
	3/15/93	Denver	100-103	L
	2/15/93	Miami	129-130*	L
	3/10/89	Miami	130-131	L
MILWAUKEE (2-1)	1/8/95	Denver	102-96	W
	1/25/92	Denver	107-100	W
	3/23/91	Denver	136-140	L

TEAM	DATE	SITE	DEN-OPP	W/L
MINNESOTA (6-3)	2/20/12	Denver	103-101	W
	2/24/06	Minnesota	102-101	W
	11/4/04	Denver	94-92	W
	11/8/00	Denver	109-107	W
	2/15/00	Minnesota	107-104	W
	2/5/00	Denver	97-105	L
	12/28/96	Minnesota	96-103	L
	1/3/95	Minnesota	108-99*	W
	3/31/92	Denver	114-121	L
NEW YORK (1-3)	1/21/12	New York	119-114*	W
	2/28/97	Denver	108-112	L
	12/6/88	New York	123-124	L
	1/22/78	Denver	141-143	L
NEW JERSEY (1-2)	1216/05	New Jersey	106-115	L
	11/19/01	Denver	99-96	W
	3/17/78	New Jersey	109-111	L
NEW ORLEANS (1-3)	1/23/10	Denver	116-110	W
	2/7/07	Denver	112-114	L
(CHARLOTTE)	1/13/97	Denver	100-102	L
	3/26/96	Denver	112-119*	L
ORLANDO (0-1)	1/20/95	Denver	108-112	L
OKLAHOMA CITY (0-1)	2/19/12	Oklahoma City	118-124	L
PHILADELPHIA (1-2)	1/18/12	Philadelphia	108-104	W
	11/15/78	Philadelphia	103-109	L
	3/9/77	Philadelphia	125-129	L
PHOENIX (8-1)	1/15/09	Denver	119-113	W
	1/10/06	Denver	139-137#	W
	11/2/99	Denver	107-102	W
	12/23/96	Phoenix	112-109	W
	11/15/95	Phoenix	137-127#	W
	1/10/87	Denver	127-120	W
	12/26/83	Phoenix	133-140	L
	3/27/82	Denver	140-134*	W
	3/17/82	Phoenix	135-133	W
PORTLAND (5-4)	2/25/11	Portland	106-107	L
	2/4/08	Portland	105-103	W
	2/2/07	Denver	114-107	W
	4/10/04	Denver	110-100	W
	3/9/02	Denver	109-106	W
	1/18/94	Denver	103-104	L
	4/22/88	Portland	135-141	L
	3/17/88	Denver	116-115	W
	1/26/87	Portland	141-145	L
SACRAMENTO (5-2)	3/5/12	Denver	119-116	W
	2/1/10	Denver	112-109	W
	2/21/00	Denver	123-117	W
	11/25/94	Sacramento	105-108	L
	12/1/88	Sacramento	133-126	W
	3/7/88	Sacramento	114-116	L
(KANSAS CITY)	3/18/81	Kansas City	126-124*	W
SAN ANTONIO (2-3)	4/16/95	Denver	109-112	L
	11/7/92	Denver	125-121*	W
	4/8/88	San Antonio	129-124	W
	2/17/87	San Antonio	126-131	L
	2/22/81	San Antonio	129-133	L
SEATTLE (3-5)	4/6/08	Seattle	147-151*	L
	2/12/06	Seattle	120-112	W
	1/18/05	Seattle	116-110	W
	3/21/03	Seattle	99-101	L
	11/5/88	Seattle	141-142	L
	11/30/85	Denver	123-131*	L
	3/30/82	Denver	145-142	W
	2/10/78	Seattle	123-126	L
TORONTO (0-3)	12/7/01	Toronto	96-98	L
	3/19/98	Toronto	103-104	L
	2/25/97	Denver	122-124	L
UTAH (3-4)	2/6/08	Denver	115-118	L
	4/18/00	Denver	105-104	W
	1/6/90	Denver	120-123	L
	1/21/86	Utah	114-117	L
	11/28/81	Denver	131-124	W
	10/12/80	Denver	121-125	L
	1/10/78	Denver	115-110	W
WASHINGTON (0-2)	12/16/77	Denver	112-117	L
	3/2/77	Washington	113-115	L

*-Indicates double-overtime game #-Indicates triple-overtime game

NUGGETS OVERTIME RECORD (REGULAR SEASON SINCE 1976-77)

YEAR	HOME	ROAD	TOTAL
76-77	0-0	0-3	0-3
77-78	2-2	0-2	2-4
78-79	0-0	0-1	0-1
79-80	0-1	2-1	2-2#
80-81	0-2	4-2	4-4***
81-82	3-1	1-0	4-1*
82-83	1-1	0-0	1-1
83-84	0-1	0-2	0-3#
84-85	1-0	2-1	3-1**
85-86	0-1	0-1	0-2*
86-87	1-0	1-2	2-2
87-88	1-0	1-2	2-2
88-89	1-1	1-3	2-4*
89-90	0-2	2-1	2-3
90-91	0-2	0-0	0-2
91-92	2-2	0-0	2-2
92-93	1-1	0-2	1-3**
93-94	1-1	0-0	1-1*
94-95	1-4	3-1	4-5***
95-96	0-1	2-0	2-1*#
96-97	2-4	1-3	3-7
97-98	0-1	0-1	0-2
98-99	1-0	0-0	1-0
99-00	4-1	1-1	5-2
00-01	1-1	1-1	2-2
01-02	2-2	0-1	2-3
02-03	1-0	0-1	1-1
03-04	1-1	0-0	1-1
04-05	1-0	2-0	3-0
05-06	2-2	2-2	4-4#
06-07	1-1	1-1	2-2
07-08	1-1	2-1	3-2**
08-09	1-0	1-0	2-0
09-10	2-0	2-0	4-0
10-11	0-0	0-1	0-1
11-12	3-0	2-2	5-2
TOTAL	**36-35**	**32-37**	**68-72**

* Indicates double-overtime game
(Nuggets are 9-8 all-time in double-overtime games)
\# Indicates triple-overtime game
(Nuggets are 3-1 all-time in double-overtime games)

NUGGETS YEAR-BY-YEAR INJURIES

YEAR	NUMBER OF PLAYERS	MISSED GAMES
77-78	6	NA
78-79	NA	NA
79-80	7	NA
80-81	10	NA
81-82	8	NA
82-83	6	NA
83-84	9	NA
84-85	7	NA
85-86	9	39
86-87	8	131
87-88	8	168
88-89	12	221
89-90	9	99
90-91	12	276*
91-92	11	146
92-93	10	232
93-94	18	118
94-95	11	233
95-96	10	169
96-97	11	272
97-98	12	241
98-99	9	117
99-00	15	236
00-01	14	287
01-02	17	262
02-03	12	213
03-04	11	218
04-05	13	260
05-06	10	237
06-07	11	150
07-08	10	183
08-09	10	154
09-10	10	98
10-11	14	143
11-12	12	126

ALL-TIME ATTENDANCE TOTALS

		REGULAR SEASON			PLAYOFFS			OVERALL		
SEASON	ARENA	GAMES	ATTEND.	AVG.	GAMES	ATTEND.	AVG.	GAMES	ATTEND.	AVG.
1967-68	DA	39	161,007	4,128	2	7,163	3,582	41	168,170	4,102
1968-69	DA	39	167,806	4,302	3	17,334	5,778	42	185,140	4,408
1969-70	DA	41	257,505	6,281	7	57,404	8,201	48	314,909	6,561
1970-71	DA	42	173,849	4,139	1	2,594	2,594	43	176,443	4,103
1971-72	DA	40	172,120	4,303	3	17,228	5,743	43	189,348	4,403
1972-73	DA	41	203,468	4,963	2	12,239	6,120	43	215,707	5,016
1973-74	DA	42	173,539	4,132	1	3,305	3,305	43	176,844	4,113
1974-75	DA	42	281,890	6,712	7	51,824	7,403	49	333,714	6,811
1975-76	MSA	42	545,253*	12,982*	7	124,549	17,793	49	669,802	13,669
1976-77#	MSA	41	703,133	17,150**	3	53,487	17,829	44	756,620	17,196
1977-78	MSA	41	657,673	16,041**	7	123,493	17,642	48	781,166	16,274
1978-79	MSA	41	603,356	14,716	2	32,192	16,096	43	635,548	14,780
1979-80	MSA	41	527,208	12,859	Did not play in playoffs			41	527,208	12,859
1980-81	MSA	41	423,287	10,324	Did not play in playoffs			41	423,287	10,324
1981-82	MSA	41	475,688	11,602	2	34,741	17,371	43	510,429	11,870
1982-83	MSA	41	496,307	12,105	3	47,907	15,969	44	544,214	12,369
1983-84	MSA	41	462,397	11,278	2	30,789	15,395	43	493,186	11,469
1984-85	MSA	41	448,464	10,938	8	125,684	15,711	49	574,148	11,717
1985-86	MSA	41	531,814	12,971	5	73,129	14,625	46	604,943	13,150
1986-87	MSA	41	494,943	12,072	1	15,137	15,137	42	510,080	12,144
1987-88	MSA	41	520,913	12,705	6	101,150	16,858	47	622,063	13,235
1988-89	MSA	41	555,498	13,549	1	12,660	12,660	42	568,158	13,528
1989-90	MSA	41	519,404	12,668	1	15,604	15,604	42	535,008	12,738
1990-91	MSA	41	438,103	10,685	Did not play in playoffs			41	438,103	10,685
1991-92	MSA	41	534,323	13,032	Did not play in playoffs			41	534,323	13,032
1992-93	MSA	41	603,459	14,719	Did not play in playoffs			41	603,459	14,719
1993-94	MSA	41	673,738	16,433	5	85,855	17,171	46	759,593	16,513
1994-95	MSA	41	704,011	17,171	1	17,171	17,171	42	721,182	17,171
1995-96	MSA	41	675,426	16,474	Did not play in playoffs			41	675,426	16,474
1996-97	MSA	41	461,408	11,254	Did not play in playoffs			41	461,408	11,254
1997-98	MSA	41	483,791	11,800	Did not play in playoffs			41	483,791	11,800
1998-99	MSA	25	296,965	11,879	Did not play in playoffs			25	296,965	11,879
1999-00	PC	41	637,718	15,554	Did not play in playoffs			41	637,718	15,554
2000-01	PC	41	619,300	15,105	Did not play in playoffs			41	619,300	15,105
2001-02	PC	41	633,846	15,460	Did not play in playoffs			41	633,846	15,460
2002-03	PC	41	607,813	14,825	Did not play in playoffs			41	607,813	14,825
2003-04	PC	41	721,476	17,597	2	39,407	19,704	43	760,883	17,695
2004-05	PC	41	723,949	17,657	2	39,679	19,840	43	763,627	17,760
2005-06	PC	41	702,645	17,138	2	38,198	19,099	43	740,843	17,229
2006-07	PC	41	706,437	17,230	2	39,595	19,798	43	746,032	17,350
2007-08	PC	41	711,962	17,365	2	38,866	19,433	43	750,828	17,461
2008-09	PC	41	706,165	17,224	9	178,415	19,824	50	884,580	17,692
2009-10	PC	41	737,812	17,995	3	57,465	19,155	44	795,277	18,074
2010-11	PC	41	692,968	16,902	2	39,113	19,557	43	732,081	17,025
2011-12	PC	33	561,966	17,029	3	58,080	19,360	36	620,046	17,224
TOTALS		**1,819**	**22,554,084**	**12,399**	**107**	**1,591,457**	**14,873**	**1,902**	**24,175,541**	**12,711**
NUGGETS (NBA)		**1,411**	**20,417,647**	**14,470**	**74**	**1,297,817**	**17,538**	**1,525**	**21,735,464**	**14,253**

* ABA Regular Season Record
** NBA Leader
# Joined the NBA

DA = Denver Auditorium Arena
MSA = McNichols Sports Arena
PC = Pepsi Center

LARGEST CROWDS (SINCE 1976-77)

ATTEND.	ARENA	OPPONENT	DATE
20,053*	Pepsi Center	L.A. Lakers	5/29/09
20,044	Pepsi Center	L.A. Lakers	4/8/10
20,037*	Pepsi Center	L.A. Lakers	5/25/09
19,996	Pepsi Center	Cleveland	1/8/10
19,962*	Pepsi Center	Dallas	5/13/09
19,951*	Pepsi Center	San Antonio	4/28/07
19,939*	Pepsi Center	L.A. Lakers	5/23/09
19,920	Pepsi Center	L.A. Lakers	2/27/09
19,913*	Pepsi Center	San Antonio	4/30/05
19,894	Pepsi Center	Boston	2/19/08
19,890*	Pepsi Center	Dallas	5/5/09
19,866	Pepsi Center	L.A. Lakers	3/24/05
19,845	Pepsi Center	Detroit	2/26/10
19,844	Pepsi Center	Golden State	3/29/08
19,821	Pepsi Center	San Antonio	3/07/08
19,818	Pepsi Center	Boston	2/21/10
19,812	Pepsi Center	L.A. Lakers	2/25/04
19,807	Pepsi Center	New Orleans	1/23/10
19,794	Pepsi Center	Portland	4/10/04
19,784	Pepsi Center	Boston	2/23/09

*Playoffs

SMALLEST CROWDS (SINCE 1976-77)

ATTEND.	ARENA	OPPONENT	DATE
6,106	McNichols Sports Arena	Seattle	12/16/84
6,184	McNichols Sports Arena	Orlando	11/27/90
6,379	McNichols Sports Arena	Sacramento	11/29/90
6,495	McNichols Sports Arena	San Diego	11/18/81
6,497	McNichols Sports Arena	Kansas City	12/14/84
6,500	McNichols Sports Arena	Phoenix	11/26/83
6,663	McNichols Sports Arena	Minnesota	11/15/90
6,702	McNichols Sports Arena	Phoenix	11/13/84
6,715	McNichols Sports Arena	L.A. Clippers	11/27/84
6,791	McNichols Sports Arena	Portland	12/1/81

DENVER NUGGETS

DENVER IN THE ABA

2012-13 DENVER NUGGETS MEDIA GUIDE

1967-68 GAME-BY-GAME RESULTS

NO.	DATE	OPPONENT	W-L	SCORE	HOME	ROAD	TOTAL
1	10/15	ANAHEIM	W	110-105	1-0	0-0	1-0
2	10/17	HOUSTON	L	85-102	1-1	0-0	1-1
3	10/19	@Oakland	W	104-91	1-1	1-0	2-1
4	10/20	@Oakland at St. Joe's	L	102-112	1-1	1-1	2-2
5	10/27	@Pittsburgh	L	77-91	1-1	1-2	2-3
6	10/28	@New Jersey	W	126-109	1-1	2-2	3-3
7	11/1	PITTSBURGH	L	103-112*	1-2	2-2	3-4
8	11/6	ANAHEIM	W	121-100	2-2	2-2	4-4
9	11/8	OAKLAND	W	118-97	3-2	2-2	5-4
10	11/10	HOUSTON	W	88-86*	4-2	2-2	6-4
11	11/11	@New Orleans	L	107-131	4-2	2-3	6-5
12	11/12	INDIANA	W	110-103	5-2	2-3	7-5
13	11/16	@Minnesota	L	106-124	5-2	2-4	7-6
14	11/17	@New Jersey	W	120-104	5-2	3-4	8-6
15	11/19	MINNESOTA	L	96-97	5-3	3-4	8-7
16	11/21	@New Orleans	L	90-107	5-3	3-5	8-8
17	11/22	@Houston	L	100-106	5-3	3-6	8-9
18	11/24	OAKLAND	L	90-113	5-4	3-6	8-10
19	11/25	PITTSBURGH	W	119-99	6-4	3-6	9-10
20	11/26	PITTSBURGH	W	112-99	7-4	3-6	10-10
21	11/28	OAKLAND	W	126-108	8-4	3-6	11-10
22	11/30	@Houston	W	98-92	8-4	4-6	12-10
23	12/3	ANAHEIM	W	100-87	9-4	4-6	13-10
24	12/4	@Kentucky	L	85-107	9-4	4-7	13-11
25	12/5	@Pittsburgh	L	98-101	9-4	4-8	13-12
26	12/7	@Indiana	L	99-110	9-4	4-9	13-13
27	12/9	ANAHEIM	W	116-96	10-4	4-9	14-13
28	12/13	NEW JERSEY	W	111-92	11-4	4-9	15-13
29	12/14	@Anaheim at Fresno	L	93-96	11-4	4-10	15-14
30	12/15	NEW ORLEANS	L	93-100	11-5	4-10	15-15
31	12/18	INDIANA	W	126-104	12-5	4-10	16-15
32	12/21	@Oakland	L	94-116	12-5	4-11	16-16
33	12/22	@Anaheim	L	102-108	12-5	4-12	16-17
34	12/26	OAKLAND	W	102-95	13-5	4-12	17-17
35	12/27	@Houston	W	108-82	13-5	5-12	18-17
36	12/28	NEW JERSEY	W	119-102	14-5	5-12	19-17
37	12/30	HOUSTON	W	96-80	15-5	5-12	20-17
38	1/1	INDIANA	W	98-80	16-5	5-12	21-17
39	1/3	@Houston	L	83-89	16-5	5-13	21-18
40	1/4	NEW ORLEANS	W	122-107	17-5	5-13	22-18
41	1/10	KENTUCKY	W	99-83	18-5	5-13	23-18
42	1/11	@Houston	W	100-93	18-5	6-13	24-18
43	1/16	MINNESOTA	W	111-94	19-5	6-13	25-18
44	1/18	NEW ORLEANS	W	126-97	20-5	6-13	26-18
45	1/19	@Anaheim	W	117-110	20-5	7-13	27-18
46	1/21	@Anaheim	W	112-85	20-5	8-13	28-18
47	1/24	KENTUCKY	L	100-101	20-6	8-13	28-19
48	1/26	NEW ORLEANS	W	104-97	21-6	8-13	29-19
49	1/27	@Dallas	W	112-101	21-6	9-13	30-19
50	1/29	DALLAS	L	107-110*	21-6	9-14	30-20
51	1/30	@Oakland	W	137-113	21-6	10-14	31-20
52	1/31	@Anaheim	L	105-112	21-6	10-15	31-21
53	2/4	NEW ORLEANS	L	100-105	21-7	10-15	31-22
54	2/7	DALLAS	W	97-87	22-7	10-15	32-22
55	2/8	@Indiana at Kok	W	98-91	22-7	11-15	33-22
56	2/9	@Kentucky at Louis	L	99-106*	22-7	11-16	33-23
57	2/11	@New Orleans	L	90-98	22-7	11-17	33-24
58	2/12	@Dallas	L	101-114	22-7	11-18	33-25
59	2/15	ANAHEIM	W	142-10	23-7	11-18	34-25
60	2/16	@Dallas	L	112-116	23-7	11-19	34-26
61	2/17	KENTUCKY	W	116-106	24-7	11-19	35-26
62	2/18	@Pittsburgh	L	92-103	24-7	11-20	35-27
63	2/20	@Minnesota	L	117-119	24-7	11-21	35-28
64	2/21	@Indiana	L	110-123	24-7	11-22	35-29
65	2/23	@New Orleans	W	108-102	24-7	12-22	36-29
66	2/24	NEW JERSEY	W	110-108	25-7	12-22	37-29
67	2/26	HOUSTON	W	115-92	26-7	12-22	38-29
68	3/3	@Oakland	W	115-95	26-7	13-22	39-29
69	3/4	DALLAS	W	108-98	27-7	13-22	40-29
70	3/6	MINNESOTA	W	102-100	28-7	13-22	41-29
71	3/9	@Kentucky at Louis	L	102-107	28-7	13-23	41-30
72	3/11	DALLAS	W	119-105	29-7	13-23	42-30
73	3/12	OAKLAND	W	112-92	30-7	13-23	43-30
74	3/13	@New Jersey	L	87-96	30-7	13-24	43-31
75	3/15	@Minnesota	L	95-106	30-7	13-25	43-32
76	3/16	@Dallas	L	96-108	30-7	13-26	43-33
77	3/18	NEW ORLEANS	W	108-101	31-7	13-26	44-33
78	3/22	DALLAS	W	110-92	32-7	13-26	45-33

* Denotes number of overtime periods.

1968-69 GAME-BY-GAME RESULTS

NO.	DATE	OPPONENT	W-L	SCORE	HOME	ROAD	TOTAL
1	10/29	@New York	L	89-108	0-0	0-1	0-1
2	10/30	@Kentucky	L	100-123	0-0	0-2	0-2
3	10/31	@Indiana	L	100-122	0-0	0-3	0-3
4	11/2	@Oakland	L	106-120*	0-0	0-4	0-4
5	11/6	INDIANA	W	109-107	1-0	0-4	1-4
6	11/7	DALLAS	W	98-95	2-0	0-4	2-4
7	11/12	OAKLAND	W	134-127	3-0	0-4	3-4
8	11/14	HOUSTON	W	105-89	4-0	0-4	4-4
9	11/16	@Dallas	L	95-110	4-0	0-5	4-5
10	11/19	@Minnesota	W	126-121	4-0	1-5	5-5
11	11/20	@Kentucky	L	101-109	4-0	1-6	5-6
12	11/21	OAKLAND	L	114-125	4-1	1-6	5-7
13	11/26	@Dallas	W	115-109	4-1	2-6	6-7
14	11/27	HOUSTON	W	126-107	5-1	2-6	7-7
15	11/29	@New Orleans	L	128-131	5-1	2-7	7-8
16	11/30	@Miami	W	129-122	5-1	3-7	8-8
17	12/1	@Houston	L	106-108	5-1	3-8	8-9
18	12/3	NEW YORK	W	127-108	6-1	3-8	9-9
19	12/5	MINNESOTA	W	119-118	7-1	3-8	10-9
20	12/8	MIAMI	W	121-113	8-1	3-8	11-9
21	12/10	DALLAS	L	101-107	8-2	3-8	11-10
22	12/13	NEW ORLEANS	W	127-108	9-2	3-8	12-10
23	12/15	LOS ANGELES	W	113-110*	10-2	3-8	13-10
24	12/18	@Houston	W	111-102*	10-2	4-8	14-10
25	12/19	KENTUCKY	W	116-95	11-2	4-8	15-10
26	12/21	@Los Angeles	L	119-124	11-2	4-9	15-11
27	12/22	NEW ORLEANS	W	122-96	12-2	4-9	16-11
28	12/25	@New York	W	129-110	13-2	4-9	17-11
29	12/28	LOS ANGELES	W	127-112	14-2	4-9	18-11
30	12/29	DALLAS	W	102-92	15-2	4-9	19-11
31	1/2	HOUSTON	W	120-102	16-2	4-9	20-11
32	1/4	DALLAS	W	115-90	17-2	4-9	21-11
33	1/5	@Minnesota	L	111-120	17-2	4-10	21-12
34	1/8	@Los Angeles	L	112-117	17-2	4-11	21-13
35	1/9	@Oakland	L	115-136	17-2	4-12	21-14
36	1/11	@Oakland	L	105-108	17-2	4-13	21-15
37	1/12	HOUSTON	W	124-117	18-2	4-13	22-15
38	1/15	@New Orleans at Jacks.	W	112-107	18-2	5-13	23-15
39	1/16	@New Orleans	L	106-136	18-2	5-14	23-16
40	1/17	LOS ANGELES	W	120-102	19-2	5-14	24-16
41	1/19	DALLAS	W	111-88	20-2	5-14	25-16
42	1/22	NEW YORK	W	124-103	21-2	5-14	26-16
43	1/24	LOS ANGELES	L	120-128	21-2	5-15	26-17
44	1/25	@Indiana	L	122-131	21-2	5-16	26-18
45	1/26	@Miami	L	97-108	21-2	5-17	26-19
46	1/29	INDIANA	W	131-128	22-2	5-17	27-19
47	1/30	NEW YORK	W	128-103	23-2	5-17	28-19
48	2/1	@Oakland	L	114-124	23-2	5-18	28-20
49	2/2	@Oakland	W	119-105	23-2	6-18	29-20
50	2/4	MINNESOTA	L	99-112	23-2	6-19	29-21
51	2/5	@Indiana	L	109-125	23-2	6-20	29-22
52	2/7	@Minnesota	W	110-106	23-2	7-20	30-22
53	2/8	@New York	W	119-115	23-2	8-20	31-22
54	2/11	MIAMI	W	108-98	24-2	8-20	32-22
55	2/14	INDIANA	W	112-103	25-2	8-20	33-22
56	2/16	NEW ORLEANS	W	105-94	26-2	8-20	34-22
57	2/18	OAKLAND	L	116-118*	26-2	8-21	34-23
58	2/23	MIAMI	L	106-109	26-3	8-21	34-24
59	2/25	NEW ORLEANS	L	106-121	26-4	8-21	34-25
60	2/26	@Houston	L	122-136	26-4	8-22	34-26
61	2/27	@Los Angeles	W	115-101	26-4	9-22	35-26
62	3/2	NEW ORLEANS	W	147-120	27-4	9-22	36-26
63	3/4	MINNESOTA	W	126-120	28-4	9-22	37-26
64	3/6	KENTUCKY	W	123-114	29-4	9-22	38-26
65	3/8	@Dallas	L	111-121	29-4	9-23	38-27
66	3/9	LOS ANGELES	W	118-103	30-4	9-23	39-27
67	3/12	@Los Angeles	L	122-125*	30-4	9-24	39-28
68	3/13	@Los Angeles	L	119-142	30-4	9-25	39-29
69	3/16	OAKLAND	W	131-119	31-4	9-25	40-29
70	3/18	@Miami	W	123-119	31-4	10-25	41-29
71	3/19	@Kentucky	L	106-131	31-4	10-26	41-30
72	3/21	HOUSTON	W	133-123	32-4	10-26	42-30
73	3/22	@Dallas	L	99-127	32-4	10-27	42-31
74	3/24	@Houston	L	115-124	32-4	10-28	42-32
75	3/25	@New Orleans	L	100-112	32-4	10-29	42-33
76	3/28	@Dallas	L	123-134	32-4	10-30	42-34
77	3/29	HOUSTON	W	121-99	33-4	10-30	43-34
78	4/1	KENTUCKY	W	94-90	34-4	10-30	44-34

* Denotes number of overtime periods.

1969-70 GAME-BY-GAME RESULTS

NO.	DATE	OPPONENT	W-L	SCORE	HOME	ROAD	TOTAL
1	10/19	NEW ORLEANS	L	103-109	0-1	0-0	0-1
2	10/21	@Dallas	L	108-120	0-1	0-1	0-2
3	10/22	@Indiana	L	107-117	0-1	0-2	0-3
4	10/24	@New York	L	91-97	0-1	0-3	0-4
5	10/25	@Washington	L	82-99	0-1	0-4	0-5
6	10/26	PITTSBURGH	L	105-127	0-2	0-4	0-6
7	10/28	@Los Angeles	L	118-126	0-2	0-5	0-7
8	10/31	WASHINGTON	W	116-106	1-2	0-5	1-7
9	11/1	LOS ANGELES	W	121-88	2-2	0-5	2-7
10	11/5	@New Orleans	L	105-119	2-2	0-6	2-8
11	11/6	@Kentucky	L	119-145	2-2	0-7	2-9
12	11/7	@Carolina	L	104-105	2-2	0-8	2-10
13	11/8	@Indiana	L	96-99	2-2	0-9	2-11
14	11/12	@Pittsburgh	W	125-114	2-2	1-9	3-11
15	11/13	@Kentucky	L	104-109*	2-2	1-10	3-12
16	11/14	NEW YORK	W	100-83	3-2	1-10	4-12
17	11/16	DALLAS	W	89-87	4-2	1-10	5-12
18	11/18	INDIANA	L	105-108	4-3	1-10	5-13
19	11/21	@Dallas	W	103-100	4-3	2-10	6-13
20	11/26	@New Orleans	L	105-109	4-3	2-11	6-14
21	11/28	@Dallas	W	109-103	4-3	3-11	7-14
22	11/29	@New Orleans	L	101-105**	4-3	3-12	7-15
23	11/30	@Miami	L	98-103	4-3	3-13	7-16
24	12/2	@Pittsburgh	W	127-101	4-3	4-13	8-16
25	12/3	@Washington	L	87-99	4-3	4-14	8-17
26	12/6	@Washington	W	108-97	4-3	5-14	9-17
27	12/7	@New York	L	96-102	4-3	5-15	9-18
28	12/8	@New Orleans	L	99-105*	4-3	5-16	9-19
29	12/11	WASHINGTON	L	113-126	4-4	5-16	9-20
30	12/14	@Los Angeles	W	122-101	4-4	6-16	10-20
31	12/18	NEW YORK	W	108-105*	5-4	6-16	11-20
32	12/19	@New Orleans	L	97-102	5-4	6-17	11-21
33	12/20	@Miami	W	123-114	5-4	7-17	12-21
34	12/23	DALLAS	W	102-96	6-4	7-17	13-21
35	12/26	MIAMI	W	141-122	7-4	7-17	14-21
36	12/28	KENTUCKY	W	135-112	8-4	7-17	15-21
37	12/30	LOS ANGELES	W	123-116	9-4	7-17	16-21
38	1/2	WASHINGTON	W	129-113	10-4	7-17	17-21
39	1/4	DALLAS	W	122-85	11-4	7-17	18-21
40	1/6	@Los Angeles at Fresno	W	120-112	11-4	8-17	19-21
41	1/7	@Washington at LA	W	129-118	11-4	9-17	20-21
42	1/9	LOS ANGELES	W	124-119	12-4	9-17	21-21
43	1/13	PITTSBURGH	W	138-122	13-4	9-17	22-21
44	1/15	DALLAS	W	126-123	14-4	9-17	23-21
45	1/18	CAROLINA	W	135-112	15-4	9-17	24-21
46	1/22	WASHINGTON	W	130-121	16-4	9-17	25-21
47	1/25	DALLAS	W	127-118	17-4	9-17	26-21
48	1/30	@New York	L	98-115	17-4	9-18	26-22
49	1/31	@Carolina	W	109-104	17-4	10-18	27-22
50	2/1	INDIANA	L	105-118	17-5	10-18	27-23
51	2/2	@Los Angeles at Witc.	W	115-113	17-5	11-18	28-23
52	2/3	@Washington at Albany	L	125-142	17-5	11-19	28-24
53	2/5	NEW ORLEANS	W	125-98	18-5	11-19	29-24
54	2/6	@Los Angeles	L	103-117	18-5	11-20	29-25
55	2/8	MIAMI	W	115-103	19-5	11-20	30-25
56	2/12	KENTUCKY	W	125-111	20-5	11-20	31-25
57	2/18	at Los Angeles	W	118-107	21-5	11-20	32-25
58	2/22	NEW ORLEANS	W	113-107	22-5	11-20	33-25
59	2/25	CAROLINA	W	120-110	23-5	11-20	34-25
60	2/27	INDIANA	W	132-100	24-5	11-20	35-25
61	3/1	WASHINGTON	W	137-128	25-5	11-20	36-25
62	3/3	@Dallas	L	130-142	25-5	11-21	36-26
63	3/4	@Los Angeles	L	122-135	25-5	11-22	36-27
64	3/5	PITTSBURGH	W	114-97	26-5	11-22	37-27
65	3/7	@Washington	L	128-144	26-5	11-23	37-28
66	3/8	NEW ORLEANS	W	108-103**	27-5	11-23	38-28
67	3/10	@Dallas	L	116-124	27-5	11-24	38-29
68	3/11	WASHINGTON	W	126-106	28-5	11-24	39-29
69	3/12	@New Orleans	L	105-113	28-5	11-25	39-30
70	3/13	@Carolina	W	103-98	28-5	12-25	40-30
71	3/15	@Miami	W	126-111	28-5	13-25	41-30
72	3/17	@Kentucky	L	110-119	28-5	13-26	41-31
73	3/18	@Indiana	W	128-112	28-5	14-26	42-31
74	3/19	@Pittsburgh	L	92-94	28-5	14-27	42-32
75	3/21	CAROLINA	W	128-105	29-5	14-27	43-32
76	3/27	NEW ORLEANS	W	113-110	30-5	14-27	44-32
77	3/28	@Dallas	L	126-150	30-5	14-28	44-33
78	3/31	LOS ANGELES	W	119-98	31-5	14-28	45-33
79	4/3	NEW YORK	W	105-102	32-5	14-28	46-33
80	4/5	KENTUCKY	W	112-98	33-5	14-28	47-33
81	4/8	DALLAS	W	152-113	34-5	14-28	48-33
82	4/10	MIAMI	W	145-141	35-5	14-28	49-33
83	4/12	NEW ORLEANS	W	132-123	36-5	14-28	50-33
84	4/15	LOS ANGELES	W	152-116	37-5	14-28	51-33

* Denotes number of overtime periods.

1970-71 GAME-BY-GAME RESULTS

NO.	DATE	OPPONENT	W-L	SCORE	HOME	ROAD	TOTAL
1	10/14	@Utah	L	99-134	0-0	0-1	0-1
2	10/16	@Indiana	L	103-115	0-0	0-2	0-2
3	10/17	@Kentucky	L	103-109	0-0	0-3	0-3
4	10/21	TEXAS	W	133-115	1-0	0-3	1-3
5	10/23	PITTSBURGH	L	123-127	1-1	0-3	1-4
6	10/25	INDIANA	W	122-116*	2-1	0-3	2-4
7	10/27	MEMPHIS	L	94-102	2-2	0-3	2-5
8	10/31	@Utah	L	113-122	2-2	0-4	2-6
9	11/1	UTAH	L	111-117	2-3	0-4	2-7
10	11/6	@Kentucky	L	114-131	2-3	0-5	2-8
11	11/7	@Virginia	L	133-138**	2-3	0-6	2-9
12	11/8	@New York	L	104-114	2-3	0-7	2-10
13	11/10	@Floridians	W	119-116	2-3	0-8	2-11
14	11/15	UTAH	W	110-107	3-3	0-8	3-11
15	11/18	INDIANA	L	114-119	3-4	0-8	3-12
16	11/20	NEW YORK	W	121-103	4-4	0-8	4-12
17	11/22	MEMPHIS	L	121-141	4-5	0-8	4-13
18	11/24	UTAH	L	102-115	4-6	0-8	4-14
19	11/25	@Kentucky	L	138-153	4-6	0-9	4-15
20	11/26	@Pittsburgh	W	130-124	4-6	1-9	5-15
21	11/29	@Indiana	L	107-130	4-6	1-10	5-16
22	11/30	@Memphis	W	103-93	4-6	2-10	6-16
23	12/3	VIRGINIA	W	124-111	5-6	2-10	7-16
24	12/4	@Texas	L	134-141	5-6	2-11	7-17
25	12/6	KENTUCKY	L	125-140	5-6	2-12	7-18
26	12/9	@Virginia at N.Y.	L	109-113	5-6	2-13	7-19
27	12/10	PITTSBURGH	W	131-109	6-6	2-13	8-19
28	12/11	@Memphis	L	100-102	6-6	2-14	8-20
29	12/15	CAROLINA	W	126-116	7-6	2-14	9-20
30	12/17	MEMPHIS	W	108-99	8-6	2-14	10-20
31	12/18	@Pittsburgh	L	121-143	8-6	2-15	10-21
32	12/19	@Carolina	L	124-128	8-6	2-16	10-22
33	12/22	@Memphis	W	104-102	8-6	3-16	11-22
34	12/23	FLORIDIANS	W	109-102	9-6	3-16	12-22
35	12/26	VIRGINIA	L	120-122	9-7	3-16	12-23
36	12/29	INDIANA	W	116-106	10-7	3-16	13-23
37	12/30	CAROLINA	L	132-136	10-8	3-16	13-24
38	1/3	TEXAS	W	129-124*	11-8	3-16	14-24
39	1/5	UTAH	L	99-114	11-9	3-16	14-25
40	1/7	PITTSBURGH	L	116-131	11-10	3-16	14-26
41	1/8	@Texas	W	129-124*	11-10	4-16	15-26
42	1/10	CAROLINA	W	124-118	12-10	4-16	16-26
43	1/12	TEXAS	W	120-112	13-10	4-16	17-26
44	1/15	@Carolina	L	114-125	13-10	4-17	17-27
45	1/16	@Virginia	L	121-141	13-10	4-18	17-28
46	1/17	TEXAS	W	129-123	14-10	4-18	18-28
47	1/19	@Texas	L	127-148	14-10	4-19	18-29
48	1/20	@Memphis	L	103-120	14-10	4-20	18-30
49	1/21	INDIANA	L	106-118	14-11	4-20	18-31
50	1/24	KENTUCKY	W	119-116	15-11	4-20	19-31
51	1/27	@Utah	L	105-111	15-11	4-21	19-32
52	1/29	@Indiana	L	123-127	15-11	4-22	19-33
53	1/30	@Carolina	L	109-114	15-11	4-23	19-34
54	1/31	INDIANA	L	104-124	15-12	4-23	19-35
55	2/3	TEXAS	L	119-127	15-13	4-23	19-36
56	2/5	FLORIDIANS	W	132-120	16-13	4-23	20-36
57	2/6	@Pittsburgh	W	115-114	16-13	5-23	21-36
58	2/7	@Indiana	W	133-131*	16-13	6-23	22-36
59	2/10	MEMPHIS	L	106-123	16-14	6-23	22-37
60	2/12	KENTUCKY	L	138-142	16-15	6-23	22-38
61	2/14	NEW YORK	L	117-118	16-16	6-23	22-39
62	2/16	MEMPHIS	W	125-120	17-16	6-23	23-39
63	2/21	UTAH	L	107-120	17-17	6-23	23-40
64	2/23	@Utah	L	103-133	17-17	6-24	23-41
65	2/24	@Floridians	L	110-112	17-17	6-25	23-42
66	2/26	@Texas	W	142-120	17-17	7-25	24-42
67	2/27	@New York	L	115-122	17-17	7-26	24-43
68	2/28	@Memphis	W	118-111	17-17	8-26	25-43
69	3/3	@Utah	L	106-139	17-17	8-27	25-44
70	3/5	@Texas	L	153-158***	17-17	9-27	26-44
71	3/7	@Floridians	W	142-141*	17-17	10-27	27-44
72	3/9	@Texas	W	146-127	17-17	11-27	28-44
73	3/10	FLORIDIANS	L	113-116	17-18	11-27	28-45
74	3/12	@New York	L	127-132	17-18	11-28	28-46
75	3/14	@Indiana	L	121-131	17-18	11-29	28-47
76	3/16	MEMPHIS	L	118-127	17-19	11-29	28-48
77	3/18	UTAH	L	123-124	17-20	11-29	28-49
78	3/23	@Utah	L	117-124	17-20	11-30	28-50
79	3/24	@Memphis	L	118-132	17-20	11-31	28-51
80	3/25	INDIANA	L	110-129	17-21	11-31	28-52
81	3/27	TEXAS	W	120-118	18-21	11-31	29-52
82	3/28	@Indiana	L	126-146	18-21	11-32	29-53
83	3/30	VIRGINIA	W	129-119	19-21	11-32	30-53
84	3/31	NEW YORK	W	132-121	20-21	11-32	31-53
%	4/1	TEXAS	L	109-115			

* Denotes number of overtime periods. % Denotes Division Tiebreaker

1971-72 GAME-BY-GAME RESULTS

NO.	DATE	OPPONENT	W-L	SCORE	HOME	ROAD	TOTAL
1	10/13	@Utah	L	121-135	0-0	0-1	0-1
2	10/15	@Indiana	L	104-115	0-0	0-2	0-2
3	10/16	@Pittsburgh	L	136-140*	0-0	0-3	0-3
4	10/19	INDIANA	L	117-122	0-1	0-3	0-4
5	10/23	NEW YORK	W	100-96	1-1	0-3	1-4
6	10/26	MEMPHIS	W	115-100	2-1	0-3	2-4
7	10/29	DALLAS	W	119-111	3-1	0-3	3-4
8	10/30	@Kentucky at Louisville	L	105-133	3-1	0-4	3-5
9	10/31	@Memphis	L	106-117	3-1	0-5	3-6
10	11/2	PITTSBURGH	W	133-114	4-1	0-5	4-6
11	11/9	@Kentucky at Ind.	L	96-106	4-1	0-6	4-7
12	11/11	UTAH	L	106-112	4-2	0-6	4-8
13	11/13	DALLAS	L	92-97	4-3	0-6	4-9
14	11/16	INDIANA	W	111-108	5-3	0-6	5-9
15	11/17	@Carolina	L	101-113	5-3	0-7	5-10
16	11/19	@Virginia	W	115-113	5-3	1-7	6-10
17	11/20	FLORIDIANS	W	117-97	6-3	1-7	7-10
18	11/23	@Dallas	L	101-104	6-3	1-8	7-11
19	11/24	@FLORIDIANS	L	129-133**	6-3	1-9	7-12
20	11/26	@Indiana	L	96-110	6-3	1-10	7-13
21	11/27	MEMPHIS	W	128-109	7-3	1-10	8-13
22	11/30	DALLAS	W	106-91	8-3	1-10	9-13
23	12/4	KENTUCKY	L	106-109	8-4	1-10	9-14
24	12/5	@Pittsburgh	W	118-114	9-4	1-10	10-14
25	12/7	@Floridians	L	105-107	9-4	1-11	10-15
26	12/8	@Memphis	L	91-109	9-4	1-12	10-16
27	12/10	@Utah at Logan	L	102-110	9-4	1-13	10-17
28	12/11	CAROLINA	W	130-125	10-4	1-13	11-17
29	12/14	NEW YORK	W	119-118	11-4	1-13	12-17
30	12/17	@Utah	L	109-136	11-4	1-14	12-18
31	12/18	@Memphis	L	94-103	11-4	1-15	12-19
32	12/21	INDIANA	W	113-109	12-4	1-15	13-19
33	12/23	@Indiana	L	101-104	12-4	1-16	13-20
34	12/28	PITTSBURGH	W	114-105	13-4	1-16	14-20
35	12/30	UTAH	L	98-103	13-5	1-16	14-21
36	12/31	@Memphis at Dallas	W	108-91	13-5	2-16	15-21
37	1/2	DALLAS	W	103-84	14-5	2-16	16-21
38	1/4	KENTUCKY	L	103-106	14-6	2-16	16-22
39	1/7	@New York	W	107-104	14-6	3-16	17-22
40	1/8	@Memphis at Jacks.	L	122-134	14-6	3-17	17-23
41	1/11	INDIANA	L	99-114	14-6	3-18	17-24
42	1/12	@Dallas	L	102-107	14-6	3-19	17-25
43	1/13	@Pittsburgh	L	116-118	14-6	3-20	17-26
44	1/15	@Virginia at Richmond	L	107-116	14-6	3-21	17-27
45	1/16	UTAH	W	110-102	15-6	3-21	18-27
46	1/19	DALLAS	W	116-92	16-6	3-21	19-27
47	1/21	@Memphis	W	110-98	16-6	4-21	20-27
48	1/22	@Dallas	L	93-94	16-6	4-22	20-28
49	1/23	VIRGINIA	W	130-123	17-6	4-22	21-28
50	1/27	@Dallas	L	98-99	17-6	4-23	21-29
51	2/1	CAROLINA	L	108-117	17-7	4-23	21-30
52	2/2	@Utah	W	122-116	18-7	4-23	22-30
53	2/4	@Dallas	L	102-118	18-7	4-24	22-31
54	2/5	@Kentucky at Louisville	L	106-117	18-7	4-25	22-32
55	2/6	INDIANA	W	115-107	19-7	4-25	23-32
56	2/8	MEMPHIS	W	136-124	20-7	4-25	24-32
57	2/9	@Virginia at Norfolk	L	111-124	20-7	4-26	24-33
58	2/11	@Carolina at W.S.	L	105-110	20-7	4-27	24-34
59	2/12	@Indiana	L	111-133	20-7	4-28	24-35
60	2/13	VIRGINIA	L	123-124	20-8	4-28	24-36
61	2/15	FLORIDIANS	L	124-125	20-9	4-28	24-37
62	2/20	PITTSBURGH	W	146-123	21-9	4-28	25-37
63	2/22	VIRGINIA	W	121-105	22-9	4-28	26-37
64	2/24	@Floridians	L	118-130	22-9	4-29	26-38
65	2/25	@New York	L	116-124	22-9	4-30	26-39
66	2/27	@Carolina at Grnsboro	W	113-105	22-9	5-30	27-39
67	3/1	FLORIDIANS	W	138-125	23-9	5-30	28-39
68	3/4	@Utah	L	130-136	23-9	5-31	28-40
69	3/5	MEMPHIS	W	137-129	24-9	5-31	29-40
70	3/7	UTAH	L	108-116	24-10	5-31	29-41
71	3/9	@Memphis	L	102-113	24-10	5-32	29-42
72	3/10	@Indiana	L	115-127	24-10	5-33	29-43
73	3/11	@New York	L	114-132	24-10	5-34	29-44
74	3/12	MEMPHIS	L	100-105	24-11	5-34	29-45
75	3/14	INDIANA	W	123-106	25-11	5-34	30-45
76	3/16	CAROLINA	W	131-121	26-11	5-34	31-45
77	3/17	@Dallas	W	91-87	26-11	6-34	32-45
78	3/19	@Utah	L	113-125	26-11	6-35	32-46
79	3/21	@Utah	L	120-132	26-11	6-36	32-47
80	3/22	@Dallas	L	96-105	26-11	6-37	32-48
81	3/24	@Indiana at Fort Wayne	W	93-92	26-11	7-37	33-48
82	3/25	@Kentucky at Louisville	L	117-134	26-11	7-38	33-49
83	3/26	NEW YORK	W	108-91	27-11	7-38	34-49
84	3/29	UTAH	L	109-112	27-12	7-38	34-50

* Denotes number of overtime periods.

1972-73 GAME-BY-GAME RESULTS

NO.	DATE	OPPONENT	W-L	SCORE	HOME	ROAD	TOTAL
1	10/12	@Utah	L	104-115	0-0	0-1	0-1
2	10/13	@San Diego	W	109-100	0-0	1-1	1-1
3	10/14	INDIANA	W	96-90	1-0	1-1	2-1
4	10/18	VIRGINIA	W	115-109	2-0	1-1	3-1
5	10/20	INDIANA	W	116-99	3-0	1-1	4-1
6	10/25	CAROLINA	L	112-118	3-1	1-1	4-2
7	10/26	@Virginia at Richmond	L	0-2	3-1	1-2	4-3
8	10/27	@New York	L	112-117	3-1	1-3	4-4
9	1028	INDIANA	L	106-119	3-2	1-3	4-5
10	10/31	UTAH	W	116-103	4-2	1-3	5-5
11	11/1	@Utah	L	113-122	4-2	1-4	5-6
12	11/3	@Dallas	W	107-94	4-2	2-4	6-6
13	11/5	NEW YORK	W	137-107	5-2	2-4	7-6
14	11/8	VIRGINIA	L	111-116	5-3	2-4	7-7
15	11/11	MEMPHIS	W	114-111*	6-3	2-4	8-7
16	11/14	INDIANA	W	118-108	7-3	2-4	9-7
17	11/18	DALLAS	W	111-103	8-3	2-4	10-7
18	11/19	@San Diego	L	116-122*	8-3	2-5	10-8
19	11/21	UTAH	W	106-100	9-3	2-5	11-8
20	11/24	SAN DIEGO	W	130-111	10-3	2-5	12-8
21	11/29	KENTUCKY	L	113-114	10-4	2-5	12-9
22	11/30	@Utah	L	95-111	10-4	2-6	12-10
23	12/2	MEMPHIS	W	127-99	11-4	2-6	13-10
24	12/6	@Dallas	L	104-110	11-4	2-7	13-11
25	12/7	SAN DIEGO	W	108-89	12-4	2-7	14-11
26	12/8	@Carolina	L	104-107	12-4	2-8	14-12
27	12/9	@Virginia at Norfolk	L	98-101	12-4	2-9	14-13
28	12/12	@San Diego	W	110-103*	12-4	3-9	15-13
29	12/14	VIRGINIA	W	103-99	13-4	3-9	16-13
30	12/15	@Dallas	L	99-104	13-4	3-10	16-14
31	12/16	@Kentucky	L	110-117	13-4	3-11	16-15
32	12/17	@San Diego	L	104-113	13-4	3-12	16-16
33	12/19	DALLAS	W	137-115	14-4	3-12	17-16
34	12/21	NEW YORK	W	116-106	15-4	3-12	18-16
35	12/22	@Kentucky	L	116-128	15-4	3-13	18-17
36	12/26	@San Diego	W	103-101	15-4	4-13	19-17
37	12/27	VIRGINIA	W	115-113	16-4	4-13	20-17
38	12/30	NEW YORK	W	136-98	17-4	4-13	21-17
39	1/3	@Utah	L	108-130	17-4	4-14	21-18
40	1/4	DALLAS	W	125-111	18-4	4-14	22-18
41	1/7	CAROLINA	L	111-113	18-5	4-14	22-19
42	1/9	@San Diego	L	109-113	18-5	4-15	22-20
43	1/10	INDIANA	W	106-105	19-5	4-15	23-20
44	1/11	@San Diego at Dallas	W	113-109	19-5	5-15	24-20
45	1/12	@Indiana at Fort Wayne	W	128-119	19-5	6-15	25-20
46	1/16	@Indiana	L	113-130	19-5	6-16	25-21
47	1/17	@New York	L	92-102	19-5	6-17	25-22
48	1/18	@Virginia at Norfolk	L	110-116	19-5	6-18	25-23
49	1/19	@Carolina	L	113-117	19-5	6-19	25-24
50	1/21	KENTUCKY	L	111-118	19-6	6-19	25-25
51	1/23	@Utah	L	104-108	19-6	6-20	25-26
52	1/24	@Kentucky	W	98-87	19-6	7-20	26-26
53	1/26	@Memphis	L	107-114	19-6	7-21	26-27
54	1/28	NEW YORK	W	106-77	20-6	7-21	27-27
55	1/31	MEMPHIS	W	134-106	21-6	7-21	28-27
56	2/1	@Indiana	W	97-92	21-6	8-21	29-27
57	2/2	@Carolina	L	105-113	21-6	8-22	29-28
58	2/4	@Memphis	W	104-99	21-6	9-22	30-28
59	2/11	CAROLINA	W	117-108	22-6	9-22	31-28
60	2/12	@Utah	L	107-119	22-6	9-23	31-29
61	2/14	KENTUCKY	L	103-111	22-7	9-23	31-30
62	2/16	@Memphis at St. Paul	W	127-121	22-7	10-23	32-30
63	2/18	UTAH	W	109-90	23-7	10-23	33-30
64	2/21	SAN DIEGO	W	110-109	24-7	10-23	34-30
65	2/23	@Memphis	W	130-129	24-7	11-23	35-30
66	2/24	@Carolina at Charlotte	W	115-104	24-7	12-23	36-30
67	2/25	KENTUCKY	W	87-86	25-7	12-23	37-30
68	2/28	CAROLINA	L	96-104	25-8	12-23	37-31
69	3/2	@Indiana	L	105-114	25-8	12-24	37-32
70	3/3	@Dallas at Denton	W	124-106	25-8	13-24	38-32
71	3/4	UTAH	W	133-125	26-8	13-24	39-32
72	3/7	DALLAS	W	116-111	27-8	13-24	40-32
73	3/8	@New York	W	120-105	27-8	14-24	41-32
74	3/10	@Virginia at Hampton	L	103-106	27-8	14-25	41-33
75	3/11	@Kentucky	L	82-119	27-8	14-26	41-34
76	3/13	SAN DIEGO	W	114-96	28-8	14-26	42-34
77	3/17	@Dallas	L	107-124	28-8	14-27	42-35
78	3/18	DALLAS	W	122-105	29-8	14-27	43-35
79	3/20	@Memphis	W	113-97	29-8	15-27	44-35
80	3/21	@New York	W	116-101	29-8	16-27	45-35
81	3/23	INDIANA	W	101-92	30-8	16-27	46-35
82	3/24	@Indiana	L	94-116	30-8	16-28	46-36
83	3/25	DALLAS	W	114-106	31-8	16-28	47-36
84	3/27	UTAH	L	109-115	31-9	16-28	47-37

* Denotes number of overtime periods.

1973-74 GAME-BY-GAME RESULTS

NO.	DATE	OPPONENT	W-L	SCORE	HOME	ROAD	TOTAL
1	10/11	SAN DIEGO	W	135-111	1-0	0-0	1-0
2	10/12	@Kentucky at Lexington	L	100-111	1-0	0-1	1-1
3	10/13	@Virginia at Hampton	W	125-100	1-0	1-1	2-1
4	10/17	UTAH	W	112-97	2-0	1-1	3-1
5	10/19	@San Diego	W	113-100	2-0	2-1	4-1
6	10/24	@Indiana	L	89-98	2-0	2-2	4-2
7	10/26	@Carolina at Grnsboro	L	104-109*	2-0	2-3	4-3
8	10/27	@Kentucky at Louisville	L	87-90	2-0	2-4	4-4
9	10/31	NEW YORK	W	107-104	3-0	2-4	5-4
10	11/2	@Indiana	L	103-107*	3-0	2-5	5-5
11	11/3	@San Antonio	L	72-95	3-0	2-6	5-6
12	11/6	@San Diego	W	110-104	3-0	3-6	6-6
13	11/10	@San Antonio	W	88-78	3-0	4-6	7-6
14	11/13	INDIANA	W	127-109	4-0	4-6	8-6
15	11/16	@San Diego	W	130-126	4-0	5-6	9-6
16	11/17	MEMPHIS	W	112-102	5-0	5-6	10-6
17	11/20	CAROLINA	L	107-113	5-1	5-6	10-7
18	11/23	NEW YORK	L	86-128	5-2	5-6	10-8
19	11/24	@Carolina at Charlotte	W	127-122*	5-2	6-6	11-8
20	11/25	@Memphis	L	86-87	5-2	6-7	11-9
21	11/27	UTAH	L	91-103	5-3	6-7	11-10
22	11/29	@Indiana	W	127-111	5-3	7-7	12-10
23	11/30	@New York	L	102-123	5-3	7-8	12-11
24	12/1	SAN ANTONIO	W	107-86	6-3	7-8	13-11
25	12/5	SAN DIEGO	W	138-108	7-3	7-8	14-11
26	12/7	@San Antonio	L	94-116	7-3	7-9	14-12
27	12/8	UTAH	L	111-121	7-4	7-9	14-13
28	12/12	@Utah	L	112-123	7-4	7-10	14-14
29	12/15	KENTUCKY	L	114-120	7-5	7-10	14-15
30	12/19	SAN DIEGO	L	113-118	7-6	7-10	14-16
31	12/21	@Memphis	W	92-83	7-6	8-10	15-16
32	12/22	CAROLINA	W	113-108	8-6	8-10	16-16
33	12/26	@Virginia at Norfolk	L	113-118	8-6	8-11	16-17
34	12/27	@Kentucky at Cincinnati	W	105-100	8-6	9-11	17-17
35	12/29	INDIANA	L	108-114	8-7	9-11	17-18
36	1/2	SAN ANTONIO	W	110-108	9-7	9-11	18-18
37	1/3	@Indiana	L	97-100	9-7	9-12	18-19
38	1/4	@New York	L	92-109	9-7	9-13	18-20
39	1/5	SAN DIEGO	W	146-122	10-7	9-13	19-20
40	1/7	@Utah	L	108-116	10-7	9-14	19-21
41	1/9	VIRGINIA	W	119-103	11-7	9-14	20-21
42	1/11	@Carolina at Grnsboro	L	95-122	11-7	9-15	20-22
43	1/12	@Virginia at Norfolk	L	94-117	11-7	9-16	20-23
44	1/16	KENTUCKY	L	102-105	11-8	9-16	20-24
45	1/18	@San Diego	W	120-113	11-8	10-16	21-24
46	1/19	CAROLINA	W	120-110	12-8	10-16	22-24
47	1/23	MEMPHIS	W	106-99	13-8	10-16	23-24
48	1/26	UTAH	L	117-119	13-9	10-16	23-25
49	1/27	@San Antonio	L	87-93	13-9	10-17	23-26
50	2/2	VIRGINIA	W	138-120	14-9	10-17	24-26
51	2/3	INDIANA	L	102-111	14-10	10-17	24-27
52	2/5	SAN ANTONIO	W	82-79	15-10	10-17	25-27
53	2/7	MEMPHIS	W	105-94	16-10	10-17	26-27
54	2/8	@Kentucky at Cincinnati	L	105-106	16-10	10-18	26-28
55	2/9	@Indiana	W	102-97	16-10	11-18	27-28
56	2/10	SAN ANTONIO	L	90-99	16-11	11-18	27-29
57	2/12	VIRGINIA	W	125-112	17-11	11-18	28-29
58	2/13	KENTUCKY	L	115-119	17-12	11-18	28-30
59	2/15	@Memphis	L	98-102	17-12	11-19	28-31
60	2/16	@Indiana at Teh.	L	89-102	17-12	11-20	28-32
61	2/17	INDIANA	L	92-93	17-13	11-20	28-33
62	2/20	KENTUCKY	W	124-117	18-13	11-20	29-33
63	2/21	@Memphis	L	106-111	18-13	11-21	29-34
64	2/23	@Carolina at Raleigh	L	117-121	18-13	11-22	29-35
65	2/24	UTAH	W	103-91	19-13	11-22	30-35
66	2/27	INDIANA	W	118-114	20-13	11-22	31-35
67	2/28	@Utah	L	105-127	20-13	11-23	31-36
68	3/2	@San Antonio	L	104-113	20-13	11-24	31-37
69	3/3	SAN DIEGO	W	139-112	21-13	11-24	32-37
70	3/5	MEMPHIS	W	135-101	22-13	11-24	33-37
71	3/7	NEW YORK	L	100-114	22-14	11-24	33-38
72	3/8	@Utah	L	111-132	22-14	11-25	33-39
73	3/9	@San Diego	L	96-100	22-14	11-26	33-40
74	3/10	SAN DIEGO	L	99-114	22-15	11-26	33-41
75	3/13	SAN ANTONIO	L	108-111*	22-16	11-26	33-42
76	3/15	@New York	L	93-112	22-16	11-27	33-43
77	3/16	@Virginia at Norfolk	L	101-107	22-16	11-28	33-44
78	3/17	VIRGINIA	W	101-90	23-16	11-28	34-44
79	3/20	UTAH	L	107-111	23-17	11-28	34-45
80	3/22	@Utah	W	105-103	23-17	12-28	35-45
81	3/23	NEW YORK	L	100-112	23-18	12-28	35-46
82	3/24	CAROLINA	W	109-107	24-18	12-28	36-46
83	3/27	@New York	L	96-102	24-18	12-29	36-47
84	3/28	@San Antonio	W	96-92	24-18	13-29	37-47

* Denotes number of overtime periods.

1974-75 GAME-BY-GAME RESULTS

NO.	DATE	OPPONENT	W-L	SCORE	HOME	ROAD	TOTAL
1	10/18	@Kentucky	L	99-117	0-0	0-1	0-1
2	10/19	NEW YORK	W	111-103	1-0	0-1	1-1
3	10/23	@Utah	W	120-106	1-0	1-1	2-1
4	10/26	SAN DIEGO	W	137-101	2-0	1-1	3-1
5	10/29	NEW YORK	W	126-115	3-0	1-1	4-1
6	10/30	@Memphis	W	105-95	3-0	2-1	5-1
7	11/1	MEMPHIS	W	128-112	4-0	2-1	6-1
8	11/2	ST. LOUIS	W	138-106	5-0	2-1	7-1
9	11/5	UTAH	W	145-101	6-0	2-1	8-1
10	11/6	@Indiana	L	116-136	6-0	2-2	8-2
11	11/8	@St. Louis	L	121-132	6-0	2-3	8-3
12	11/9	VIRGINIA	W	130-108	7-0	2-3	9-3
13	11/10	SAN DIEGO	W	125-101	8-0	2-3	10-3
14	11/13	@San Diego	W	132-108	8-0	3-3	11-3
15	11/15	INDIANA	W	120-114	9-0	3-3	12-3
16	11/17	UTAH	W	114-91	10-0	3-3	13-3
17	11/20	@Indiana	W	117-106	10-0	4-3	14-3
18	11/22	@Virginia	W	115-110	10-0	5-3	15-3
19	11/23	@Virginia	W	122-110	10-0	6-3	16-3
20	11/24	@New York	L	90-99	10-0	6-4	16-4
21	11/26	@St. Louis	W	134-124*	10-0	7-4	17-4
22	11/27	@San Antonio	W	112-106	10-0	8-4	18-4
23	11/29	SAN ANTONIO	W	139-124	11-0	8-4	19-4
24	11/30	ST. LOUIS	W	128-109	12-0	8-4	20-4
25	12/4	@San Diego	W	114-110	12-0	9-4	21-4
26	12/5	@Utah	W	89-85	12-0	10-4	22-4
27	12/7	MEMPHIS	W	122-103	13-0	10-4	23-4
28	12/11	INDIANA	W	117-114	14-0	10-4	24-4
29	12/14	SAN DIEGO	W	121-114*	15-0	10-4	25-4
30	12/19	@Kentucky	L	107-125	15-0	10-5	25-5
31	12/20	@Virginia	W	143-123	15-0	11-5	26-5
32	12/21	SAN ANTONIO	W	119-104	16-0	11-5	27-5
33	12/26	UTAH	W	107-102	17-0	11-5	28-5
34	12/27	@San Diego	W	115-108	17-0	12-5	29-5
35	12/28	ST. LOUIS	W	128-121	18-0	12-5	30-5
36	12/29	SAN ANTONIO	W	124-121	19-0	12-5	31-5
37	1/3	INDIANA	W	120-111	20-0	12-5	32-5
38	1/5	UTAH	W	110-93	21-0	12-5	33-5
39	1/8	SAN ANTONIO	W	130-128	22-0	12-5	34-5
40	1/10	@Virginia	W	109-106*	22-0	13-5	35-5
41	1/11	@San Antonio	L	108-130	22-0	13-6	35-6
42	1/14	KENTUCKY	W	118-99	23-0	13-6	36-6
43	1/15	@San Diego	L	109-121	23-0	13-7	36-7
44	1/16	@Utah	W	115-104	23-0	14-7	37-7
45	1/18	MEMPHIS	W	126-104	24-0	14-7	38-7
46	1/19	@Kentucky	L	101-114	24-0	14-8	38-8
47	1/22	@Indiana	L	110-120	24-0	14-9	38-9
48	1/23	@San Antonio	W	127-117	24-0	15-9	39-9
49	1/24	@Utah	L	116-119*	24-0	15-10	39-10
50	1/25	VIRGINIA	W	119-99	25-0	15-10	40-10
51	1/30	@St. Louis	W	123-111	25-0	16-10	41-10
52	1/31	@New York	L	101-114	25-0	16-11	41-11
53	2/1	SAN DIEGO	W	128-111	26-0	16-11	42-11
54	2/2	@Memphis	L	103-120	26-0	16-12	42-12
55	2/5	@Indiana	W	123-113	26-0	17-12	43-12
56	2/7	@San Antonio	L	96-101	26-0	17-13	43-13
57	2/8	SAN ANTONIO	L	115-120	26-1	17-13	43-14
58	2/12	@San Diego	W	115-109	26-1	18-13	44-14
59	2/13	@Utah	W	116-112	26-1	19-13	45-14
60	2/15	KENTUCKY	W	109-107	27-1	19-13	46-14
61	2/16	NEW YORK	W	117-115*	28-1	19-13	47-14
62	2/19	@Utah	L	80-99	28-1	19-14	47-15
63	2/23	KENTUCKY	W	109-107	29-1	19-14	48-15
64	2/26	NEW YORK	W	148-114	30-1	19-14	49-15
65	2/28	@Memphis	L	105-109	30-1	19-15	49-16
66	3/1	INDIANA	L	109-124	30-2	19-15	49-17
67	3/2	@San Diego	W	133-117	30-2	20-15	50-17
68	3/4	MEMPHIS	W	133-116	31-2	20-15	51-17
69	3/6	@St. Louis	W	119-107	31-2	21-15	52-17
70	3/7	@San Antonio	W	100-95	31-2	22-15	53-17
71	3/8	SAN ANTONIO	W	156-144*	32-2	22-15	54-17
72	3/11	VIRGINIA	W	137-123	33-2	22-15	55-17
73	3/12	@Kentucky	L	103-108	33-2	22-16	55-18
74	3/14	@New York	W	102-95	33-2	23-16	56-18
75	3/16	KENTUCKY	W	128-125*	34-2	23-16	57-18
76	3/19	VIRGINIA	W	124-108	35-2	23-16	58-18
77	3/22	INDIANA	W	122-105	36-2	23-16	59-18
78	3/23	@New York	W	114-111	36-2	24-16	60-18
79	3/25	@Memphis	W	97-95	36-2	25-16	61-18
80	3/26	UTAH	W	121-109	37-2	25-16	62-18
81	3/29	ST. LOUIS	W	140-130	38-2	25-16	63-18
82	3/30	@Indiana	L	121-120	38-2	25-17	63-19
83	4/1	INDIANA	W	126-115	39-2	25-17	64-19
84	4/3	SAN DIEGO	W	148-121	40-2	25-17	65-19

* Denotes number of overtime periods.

1975-76 GAME-BY-GAME RESULTS

NO.	DATE	OPPONENT	W-L	SCORE	HOME	ROAD	TOTAL
1	10/24	@San Diego	W	120-108	0-0	1-0	1-0
2	10/25	ST. LOUIS	W	118-101	1-0	1-0	2-0
3	10/29	UTAH	W	122-117	2-0	1-0	3-0
4	10/31	@Indiana	L	99-111	2-0	1-1	3-1
5	11/2	@Kentucky	L	103-106	2-0	1-2	3-2
6	11/5	ST. LOUIS	W	111-98	3-0	1-2	4-2
7	11/6	@Utah	W	111-105	3-0	2-2	5-2
8	11/8	NEW YORK	W	128-121	4-0	2-2	6-2
9	11/11	INDIANA	W	126-117	5-0	2-2	7-2
10	11/14	KENTUCKY	W	117-111	6-0	2-2	8-2
11	11/19	@St. Louis	W	119-106	6-0	3-2	9-2
12	11/20	@Indiana	L	112-117	6-0	3-3	9-3
13	11/21	@New York	L	116-128	6-0	3-4	9-4
14	11/22	VIRGINIA	W	144-119	7-0	3-4	10-4
15	11/26	KENTUCKY	L	107-115	7-1	3-4	10-5
16	11/28	@San Antonio	W	140-136*	7-1	4-4	11-5
17	11/29	SAN ANTONIO	W	123-112	8-1	4-4	12-5
18	12/6	INDIANA	W	126-118	9-1	4-4	13-5
19	12/7	@New York	W	123-119	9-1	5-4	14-5
20	12/10	@St. Louis	W	146-137	9-1	6-4	15-5
21	12/11	@Virginia at Richmond	W	111-100	9-1	7-4	16-5
22	12/12	@Virginia at Halifax	W	110-107	9-1	8-4	17-5
23	12/15	@Virginia at Norfolk	W	131-110	9-1	9-4	18-5
24	12/17	NEW YORK	W	106-103	10-1	9-4	19-5
25	12/20	@San Antonio	L	121-132	10-1	9-5	19-6
26	12/21	INDIANA	W	122-117	11-1	9-5	20-6
27	12/26	SAN ANTONIO	L	106-117	11-2	9-5	20-7
28	12/27	NEW YORK	W	130-113	12-2	9-5	21-7
29	12/28	@Indiana	W	110-105	12-2	10-5	22-7
30	12/30	@St. Louis	L	104-106	12-2	10-6	22-8
31	12/31	KENTUCKY	W	141-137	13-2	10-6	23-8
32	1/2	INDIANA	W	137-125	14-2	10-6	24-8
33	1/3	ST. LOUIS	W	126-115	15-2	10-6	25-8
34	1/5	KENTUCKY	W	127-120	16-2	10-6	26-8
35	1/7	@San Antonio	L	118-121	16-2	10-7	26-9
36	1/9	VIRGINIA	W	155-128	17-2	10-7	27-9
37	1/12	SAN ANTONIO	W	139-122	18-2	10-7	28-9
38	1/13	NEW YORK	W	137-113	19-2	10-7	29-9
39	1/16	@Indiana	W	124-118	19-2	11-7	30-9
40	1/17	KENTUCKY	W	137-113	20-2	11-7	31-9
41	1/18	@Kentucky	L	117-119	20-2	11-8	31-10
42	1/20	@New York	L	123-134	20-2	11-9	31-11
43	1/23	SAN ANTONIO	W	131-123	21-2	11-9	32-11
44	1/30	VIRGINIA	W	136-117	22-2	11-9	33-11
45	1/31	VIRGINIA	W	129-117	23-2	11-9	34-11
46	2/1	@Kentucky	L	94-98	23-2	11-10	34-12
47	2/4	VIRGINIA	W	135-131*	24-2	11-10	35-12
48	2/6	ST. LOUIS	W	123-109	25-2	11-10	36-12
49	2/8	KENTUCKY	W	116-114	26-2	11-10	37-12
50	2/9	@New York	W	138-119	26-2	12-10	38-12
51	2/11	@San Antonio	W	137-133	26-2	13-10	39-12
52	2/14	NEW YORK	W	108-103*	27-2	13-10	40-12
53	2/15	@San Antonio	L	118-125	27-2	13-11	40-13
54	2/18	SAN ANTONIO	W	142-111	28-2	13-11	41-13
55	2/19	INDIANA	W	128-123	29-2	13-11	42-13
56	2/20	@Indiana	L	101-106	29-2	13-12	42-14
57	2/22	@New York	L	95-115	29-2	13-13	42-15
58	2/25	INDIANA	W	122-110	30-2	13-13	43-15
59	2/27	SAN ANTONIO	W	140-116	31-2	13-13	44-15
60	2/28	@San Antonio	L	122-134	31-2	13-14	44-16
61	2/29	@Kentucky	W	112-111	31-2	14-14	45-16
62	3/1	@Virginia	W	115-109	31-2	15-14	46-16
63	3/3	NEW YORK	W	121-100	32-2	15-14	47-16
64	3/5	ST. LOUIS	W	137-125	33-2	15-14	48-16
65	3/7	VIRGINIA	W	116-101	34-2	15-14	49-16
66	3/9	NEW YORK	W	128-112	35-2	15-14	50-16
67	3/10	@Indiana	L	119-129	35-2	15-15	50-17
68	3/11	@New York	L	136-141*	35-2	15-16	50-18
69	3/12	@St. Louis	L	97-101	35-2	15-17	50-19
70	3/16	ST. LOUIS	W	111-94	36-2	15-17	51-19
71	3/17	@Indiana	W	111-108	36-2	16-17	52-19
72	3/18	@New York	L	98-110	36-2	16-18	52-20
73	3/19	@Virginia	W	113-108	36-2	17-18	53-20
74	3/21	ST. LOUIS	W	131-115	37-2	17-18	54-20
75	3/23	@Kentucky	L	117-118*	37-2	17-19	54-21
76	3/24	SAN ANTONIO	L	122-135	37-3	17-19	54-22
77	3/26	INDIANA	W	138-120	38-3	17-19	55-22
78	3/27	@Virginia	W	124-123*	38-3	18-19	56-22
79	3/28	@Indiana	W	110-98	38-3	19-19	57-22
80	3/30	@St. Louis	W	133-112	38-3	20-19	58-22
81	3/31	@San Antonio	L	110-117	38-3	20-20	58-23
82	4/3	@San Antonio	L	121-129	38-3	20-21	58-24
83	4/4	INDIANA	W	140-134	39-3	20-21	59-24
84	4/7	@Kentucky	W	130-103	39-3	21-21	60-24

* Denotes number of overtime periods.

REGULAR SEASON

TEAM	SEASONS	HOME W-L	ROAD W-L	OVERALL W-L	PCT
Anaheim Amigos	1	5-0	2-3	7-3	.700
Carolina Cougars	5	11-6	5-12	16-18	.471
Dallas Chaparrals	5	24-4	7-19	31-23	.574
Floridians	2	4-2	2-4	6-6	.500
Houston Mavericks	2	8-1	5-5	13-6	.684
Indiana Pacers	9	33-13	14-31	47-44	.516
Kentucky Colonels	9	20-12	4-30	24-42	.364
Los Angeles Stars	2	10-1	4-7	14-8	.634
Memphis Pros	3	9-5	9-9	18-14	.563
Memphis Sounds	1	4-0	2-2	6-2	.750
Memphis Tams	1	4-0	1-3	5-3	.625
Miami Floridians	2	5-1	4-2	9-3	.750
Minnesota Muskies	1	2-1	0-3	2-4	.333
Minnesota Pipers	1	2-1	2-1	4-2	.667
New Jersey Americans	1	3-0	2-1	5-1	.833
New Orleans Buccaneers	3	12-4	3-12	15-16	.484
New York Nets	8	27-5	9-21	36-26	.581
Oakland Oaks	2	6-3	4-6	10-9	.526
Pittsburgh Condors	2	4-2	3-3	7-5	.583
Pittsburgh Pipers	2	4-2	2-4	6-6	.500
San Antonio Spurs	3	13-5	7-12	20-17	.540
San Diego Conquistadors	3	13-2	13-5	26-7	.788
San Diego Sails	1	—-	1-0	1-0	1.000
Spirits of St. Louis	2	11-0	6-31	7-3	.850
Texas Chaparrals	1	5-1	2-4	7-5	.583
Utah Stars	6	14-15	7-23	21-38	.356
Virginia Squires	6	21-3	12-12	33-15	.688
Washington Capitols	1	5-1	2-4	7-5	.583
TOTALS	**9**	**279-90**	**134-241**	**413-331**	**.555**

Anaheim moved to Los Angeles after the '67-68 season and then to Utah after the '69-70 season. Houston moved to Carolina after the '68-69 season and then to St. Louis after the '73-74 season. Dallas changed its name to the Texas Chaparrals for the '70-71 season and back to the Dallas Chaparrals after the '70-71 season, and moved to San Antonio after the '72-73 season. The Minnesota Muskies moved to Miami after the '67-68 season and became the Floridians after the '69-70 season. New Orleans moved to Memphis after the '69-70 season and changed the nickname to the Tams for the '73-74 season and changed the nickname again to the Sounds for the '74-75 season. Pittsburgh moved to Minnesota and retained nickname after the '67-68 season and returned to Pittsburgh after the '68-69 season and changed nickname to Condors in '70-71. New Jersey moved to New York after the '67-68. Oakland moved to Washington after the '68-69 season and then to Virginia after the '69-70 season. The San Diego Conquistadors were an expansion team in '72-73 and changed nicknames to the Sails after the '74-75 season.

PLAYOFFS

TEAM	PLAYOFF SERIES	HOME W-L	ROAD W-L	OVERALL W-L	PCT
Indiana Pacers	3	4-5	3-7	7-12	.368
Kentucky Colonels	1	3-1	1-2	4-3	.571
Los Angeles Stars	1	1-2	0-2	1-4	.200
New Orleans Buccaneers	1	2-0	0-3	2-3	.400
New York Nets	1	2-1	0-3	2-4	.333
Oakland Oaks	1	2-1	1-3	3-4	.429
Utah Stars	1	3-0	1-2	4-2	.667
Washington Capitols	1	4-0	0-3	4-3	.571
TOTALS	**10**	**21-10**	**6-25**	**27-35**	**.435**

* The Denver Nuggets/Rockets advanced to the playoffs in seven of their nine seasons in the ABA.

ABA INDIVIDUAL HONORS

ABA COACH OF THE YEAR

(Originated in 1967-68; selected by the media)

1969-70	Joe Belmont
1974-75	Larry Brown
1975-76	Larry Brown

ABA MOST VALUABLE PLAYER

(Originated in 1967-68; selected by ABA players)

1970	Spencer Haywood

ABA ROOKIE OF THE YEAR

(Originated in 1967-68; selected by the media)

1970	Spencer Haywood
1976	David Thompson

ABA ALL-DEFENSIVE TEAMS

(Originated in 1972-73; selected by the coaches)

1973	Julius Keye
1974	Julius Keye
1975	Bobby Jones
1976	Bobby Jones

ALL-ABA TEAMS

1968-69	Larry Jones (1st Team)
1969-70	Spencer Haywood (1st Team)
1969-70	Larry Jones (1st Team)
1970-71	Larry Cannon (2nd Team)
1971-72	Ralph Simpson (2nd Team)
1972-73	Warren Jabali (1st Team)
1972-73	Ralph Simpson (2nd Team)
1974-75	Mack Calvin (1st Team)
1975-76	Ralph Simpson (1st Team)
1975-76	David Thompson (2nd Team)
1975-76	Bobby Jones (2nd Team)
1975-76	Dan Issel (2nd Team)

ABA ALL-ROOKIE TEAMS

(Originated in 1967-68; selected by the coaches)

1969	Walt Piatkowski
1970	Spencer Haywood
1974	Mike Green
1975	Bobby Jones
1976	David Thompson

ABA ALL-STAR GAME INDIVIDUAL HONORS

MOST VALUABLE PLAYER

1976	David Thompson
1973	Warren Jabali
1970	Spencer Haywood

NUGGETS/ROCKETS IN ABA ALL-STAR GAMES

PLAYER	TOTAL	CONSECUTIVE	FIRST	LAST
Ralph Simpson	5	5	1972	1976
Larry Jones	3	3	1968	1970
Byron Beck	2	-	1969	1976
Warren Jabali	2	2	1973	1974
Art Becker	1	-	1972	——
Mack Calvin	1	-	1975	——
Gus Gerard	1	-	1976	——
Mike Green	1	-	1975	——
Spencer Haywood	1	-	1970	——
Wayne Hightower	1	-	1969	——
Dan Issel	1	-	1976	——
Bobby Jones	1	-	1976	——
Julius Keye	1	-	1971	——
Claude Terry	1	-	1976	——
David Thompson	1	-	1976	——
Monte Towe	1	-	1976	——
Marvin Webster	1	-	1976	——
Chuck Williams	1	-	1976	——

NUGGETS ABA ALL-STAR COACHES

COACH	YEAR	RECORD	YEAR
Larry Brown	1	1-0	1976*

* The 1976 ABA All-Star Game was an ABA All-Star squad vs. the Western Division-leading Denver Nuggets team.

1967-68

RECORD: 45-33 PCT: .577 PLACE: 3RD

ABA FIRST ROUND (ELIMINATED 2-3)

3/26/68	@New Orleans 130, Denver 104
3/27/68	@New Orleans 105, Denver 93
3/30/68	@Denver 105, New Orleans 93
3/31/68	@Denver 108, New Orleans 100
4/3/68	@New Orleans 102, Denver 97

1968-69

RECORD: 44-34 PCT: .564 PLACE: 3RD

ABA FIRST ROUND (ELIMINATED 3-4)

4/5/69	@Oakland 125, Denver 99
4/6/69	Denver 122, @Oakland 119
4/8/69	Oakland 121, @Denver 99
4/10/69	@Denver 109, Oakland 108
4/12/69	@Oakland 128, Denver 118
4/13/69	@Denver 126, Oakland 115
4/16/69	@Oakland 115, Denver 102

1969-70

RECORD: 51-33 PCT: .607 PLACE: 1ST

ABA FIRST ROUND (WON 4-3)

4/18/70	@Denver 130, Washington 111
4/19/70	@Denver 143, Washington 133
4/20/70	@Washington 125, Denver 120
4/22/70	@Washington 131, Denver 114
4/23/70	@Denver 132, Washington 110
4/25/70	@Washington 116, Denver 111
4/28/70	@Denver 143, Washington 119

ABA WESTERN FINALS (ELIMINATED 1-4)

4/30/70	@Denver 123, Los Angeles 113 (OT)
5/1/70	Los Angeles 114, @Denver 105
5/4/70	@Los Angeles 119, Denver 113
5/5/70	@Los Angeles 114, Denver 110
5/9/70	Los Angeles 109, @Denver 107

1970-71 (NOT IN PLAYOFFS)

RECORD: 30-54 PCT: .357 PLACE: 4TH

NOT IN PLAYOFFS

1971-72

RECORD: 34-50 PCT: .405 PLACE: 4TH

ABA FIRST ROUND (ELIMINATED 3-4)

3/31/72	@Indiana 102, Denver 96
4/1/72	Denver 106, @Indiana 105
4/4/72	Indiana 122, @Denver 120
4/6/72	@Denver 112, Indiana 96
4/8/72	@Indiana 91, Denver 79
4/9/72	@Denver 106, Indiana 99
4/13/72	@Indiana 91, Denver 89

1972-73

RECORD: 47-37 PCT: .560 PLACE: 3RD

ABA FIRST ROUND (ELIMINATED 1-4)

3/31/73	@Indiana 114, Denver 91
4/1/73	@Indiana 106, Denver 98
4/3/73	@Denver 105, Indiana 94
4/5/73	Indiana 97, @Denver 95
4/7/73	@Indiana 121, Denver 107

1973-74 (NOT IN PLAYOFFS)

RECORD: 37-47 PCT: .440 PLACE: 4TH

NOT IN PLAYOFFS

1973-74

RECORD: 65-19 PCT: .774 PLACE: 1ST

ABA FIRST ROUND (WON 4-2)

4/6/75	@Denver 122, Utah 107
4/7/75	@Denver 126, Utah 120
4/11/75	@Utah 122, Denver 108
4/12/75	@Utah 132, Denver 110
4/14/75	@Denver 130, Utah 119
4/15/75	Denver 115, @Utah 113

ABA WESTERN FINALS (ELIMINATED 3-4)

4/20/75	@Denver 131, Indiana 128
4/22/75	Indiana 131, @Denver 124
4/24/75	@Indiana 118, Denver 112
4/25/75	Denver 126, @Indiana 109
4/27/75	Indiana 109, @Denver 90
4/30/75	Denver 101, @Indiana 90
5/3/75	Indiana 104, @Denver 96

1975-76

RECORD: 60-24 PCT: .714 PLACE: 1ST

ABA SEMIFINALS (WON 4-3)

4/15/76	@Denver 110, Kentucky 107
4/17/76	Kentucky 138, @Denver 110
4/19/76	@Kentucky 126, Denver 114
4/21/76	Denver 108, @Kentucky 106
4/22/76	@Denver 127, Kentucky 117
4/25/76	@Kentucky 119, Denver 115 (2OT)
4/28/76	@Denver 133, Kentucky 110

ABA CHAMPIONSHIP (ELIMINATED 2-4)

5/1/76	New York 120, @Denver 118
5/4/76	@Denver 127, New York 121
5/6/76	@New York 117, Denver 111
5/8/76	@New York 121, Denver 112
5/11/76	@Denver 118, New York 110
5/13/76	@New York 112, Denver 106

OVERALL ABA PLAYOFF RECORD

27 WON, 35 LOST (.435)

CAREER ABA PLAYOFFS LEADERS

GAMES	
Byron Beck	61
Ralph Simpson	38

POINTS	
Byron Beck	840
Ralph Simpson	834

FIELD GOALS MADE	
Byron Beck	343
Ralph Simpson	322

FIELD GOALS ATTEMPTED	
Ralph Simpson	731
Byron Beck	728

FIELD GOAL PERCENTAGE	
Bobby Jones	(.559/143-256)
David Thompson	(.536/127-237)

THREE-POINT FIELD GOALS	
Jeff Congdon	18
Larry Jones	8

THREE-POINT FIELD GOALS ATTEMPTED	
Jeff Congdon	60
Larry Jones	28

FREE THROWS MADE	
Ralph Simpson	186
Byron Beck	152

FREE THROWS ATTEMPTED	
Ralph Simpson	226
Byron Beck	186

FREE THROW PERCENTAGE	
Larry Brown	(.958/23-24)
Mack Calvin	(.951/78-82)

OFFENSIVE REBOUNDS	
Byron Beck	172
Dave Robisch	89

DEFENSIVE REBOUNDS	
Byron Beck	308
Ralph Simpson	181

TOTAL REBOUNDS	
Byron Beck	486
Dave Robisch	242

ASSISTS	
Larry Jones	122
Ralph Simpson	112

BLOCKED SHOTS	
Bobby Jones	32
Julius Keye	17

STEALS	
Ralph Simpson	46
Bobby Jones	28

1967

1. Walt Frazier, Southern Illinois
2. Neville Shedd, Texas Western
3. Bob Rule, Colorado State
4. Gary Keller, Florida
5. Byron Beck, Denver*
   Rick Dean, Syracuse
   Vaughn Harper, Syracuse
   Neil Heskin, Georgetown
   Dave Lattin, Texas Western
   John Morrison, Canisius*
   Neil Roberts, Brigham Young
   Bill Turner, Akron

1968

1. Tom Boerwinkle, Tennessee
2. Walt Piatkowski, Bowling Green*
3. Bill Hewitt, Southern California
5. Hal Booker, Cheyney State

Second Five Rounds:
Harry Hollines, Denver
Charley Parks, Idaho State
Vernon Payne, Indiana
Willie Rogers, Oklahoma*
Glynn Saulters, N.E. Louisiana

Third Five Rounds:
Ken Hall, Westminster Utah
Melvin Jones, Albany State
Julius Keye, Alcorn A&M*
Mickey Smith, Memphis State
Oscar Smith, Elizabeth City, NC

1969

1. Bob Presley, California
2. Bob Portman, Creighton
3. Isiah King, Hiram Scott
4. Greg Wittman, Western Carolina
4. Jerry King, Louisville
5. Bob Tallent, George Washington
6. Elnardo Webster, St. Peters
7. Bill Justus, Tennessee
8. Larry Jeffries, Trinity
9. Harry Hall, Wyoming
10. Jim Healey, Rockhurst
11. Roy Hinton, Central (Ohio) State
12. Al Cueto, Tulsa

1970

1. Spencer Haywood, Detroit*
2. John Valley, UCLA
3. Greg Hyder, Eastern New Mexico
4. Rob St. Pierre, Hanover Ind.
5. Greg Daust, Missouri
5. Dan Hester, Louisiana State*
6. John Marren, Manhattan
6. Larry Mikan, Minnesota
7. Joe McBride, Augusta
8. Ron Becker, New Mexico
9. Jim Penix, Bowling Green
10. Mike Price, Illinois
11. Ken Warzynski, DePaul
12. Fred Taylor, Pan American

1971

1. Ralph Simpson, Michigan State*
1. Cliff Meely, Colorado
2. Marvin Roberts, Utah State*
3. Mike Newlin, Utah
4. Al Smith, Bradley*
5. Dave Robisch, Kansas*
6. William Graham, Kentucky
7. Ken Gardner, Utah
8. Tyrone Marionneaux, Loyola (New Orleans)
9. Mike Childress, Colorado State
10. George Faerber, Purdue
11. John Ribock, South Carolina
12. Gary Brell, Marquette
13. Glen Richgels, Wisconsin
14. Jerry Hyder, Eastern New Mexico
15. David Hall, Kansas State
16. Richard Dixon, Loyola (California)
17. David Walls, Jackson State
18. Paul Botts, Central Michigan
19. Ron Smith, Wichita State
20. Bobby Jones, Drake

1972

1. Bud Stallworth, Kansas
2. Claude Terry, Stanford*
2. Paul Westphal, Southern California
4. Doug Collins, Illinois State
5. Dave Bustion, Denver*
6. Sam Sibert, Kentucky State
7. Ron Riley, Southern California
8. Ted Martiniuk, St. Peter's
9. Bernie Fryer, Brigham Young
10. Jerry Pender, Fresno State
11. Gary Stewart, Canisius
12. Mike Reid, California Riverside
13. John Burks, San Francisco
14. John Tschogl, California Santa Barbara
15. Leon Huff, Drake
16. Larry Morris, Tulsa
17. Dave Hullman, Arizona State
18. Harold Little, New Mexico
19. Andy Knowles, Louisiana Tech
20. John Belcher, Arkansas State

1973 SENIOR DRAFT

1. Ed Ratleff, Long Beach State
2. Steve Mitchell, Kansas State
3. Kevin Stacom, Providence
4. Pat McFarland, St. Joseph's*
5. Larry Farmer, UCLA
6. Martinez Denmon, Iowa State
7. James Brown, Harvard
8. Gary Rhodes, Colorado State
9. Connie Warren, Xavier
10. Jeff Dawson, Illinois

SPECIAL JANUARY DRAFT

1. Mike Bantom, St. Joseph's
2. Clyde Turner, Minnesota

UNDERCLASS DRAFT

1. Marvin Barnes, Providence
2. Dennis DuVal, Syracuse

1974

1. James Williams, Austin Peay
2. Frank Kendrick, Purdue
3. Mike Sojourner, Utah
4. Coniel Morman, Arizona
5. Bernard Hardin, New Mexico
6. Luther Burden, Utah
7. Eric Money, Arizona
8. Larry Fogle, Canisius
9. Tony Byers, Wake Forest
10. Roscoe Pondexter, Long Beach State

1975

1. Marvin Webster, Morgan State*
2. Bill Willoughby, Morrow (NJ) High School
3. Tom Kropp, Kearney State
4. Monte Towe, North Carolina State*
5. Bob Fleisher, Duke
6. Jimmy Moore, Utah
7. Charles Russell, Alabama
8. Mike Odemns, Western Kentucky
9. Owen Brown, Maryland

* Played for Denver

44

DENVER NUGGETS

RECORD BOOK

2012-13 DENVER NUGGETS MEDIA GUIDE

SEASONS

MOST SEASONS

11	Alex English, 1979-90
10	Nene, 2002-2012
10	T.R. Dunn, 1980-88; '89-91
10	Dan Issel, 1975-85
10	Byron Beck, 1967-77

GAMES

MOST GAMES, CAREER

837	Alex English, 1979-90
802	Dan Issel, 1975-85
747	Byron Beck, 1967-77
734	T.R. Dunn, 1980-88; 89-91
593	Bill Hanzlik, 1982-91

MOST CONSECUTIVE GAMES, CAREER

387	Alex English, 11/26/80 - 4/13/85
295	Dikembe Mutombo, 11/7/92 - 2/15/96
269	Andre Miller, 10/29/03 - 06
256	T.R. Dunn, 10/10/80 - 11/18/83
247	Fat Lever, 11/24/85 - 12/2/88

MOST GAMES, SEASON

84	14 times, last by Dan Issel and Ralph Simpson (ABA), 1975-76
82	47 times, last by A. Afflalo and Nenê, 2009-10

MINUTES

MOST MINUTES, CAREER

29,893	Alex English, 1979-90
25,200	Dan Issel, 1975-85
20,521	Carmelo Anthony, 2003-11
19,192	Byron Beck, 1967-77
18,322	T.R. Dunn, 1980-88; '89-91

HIGHEST AVERAGE, MINUTES PER GAME, CAREER (MINIMUM 100 GAMES)

41.9	Allen Iverson, 2006-09
40.5	Larry Jones (ABA), 1967-70
37.5	Nick Van Exel, 1998-02
36.9	Dikembe Mutombo, 1991-96
36.4	Carmelo Anthony, 2003-11

MOST MINUTES, SEASON (NBA ONLY)

3,424	Allen Iverson, 2007-08
3,100	Dikembe Mutombo, 1994-95
3,093	Alex English, 1980-81
3,085	Alex English, 1986-87
3,061	Fat Lever, 1987-88

MOST MINUTES, SEASON (ABA ONLY)

3,808	Spencer Haywood, 1969-70
3,634	Julius Keye, 1970-71
3,121	Ralph Simpson, 1975-76
3,101	David Thompson, 1975-76
3,097	Larry Cannon, 1970-71

MINUTES (CONT.)

HIGHEST AVERAGE, MINUTES PER GAME, SEASON (NBA ONLY)

42.4	Allen Iverson, 2006-07
41.8	Allen Iverson, 2007-08
38.7	Antonio McDyess, 1998-99
38.5	Mark Jackson, 1996-97
38.24	Carmelo Anthony, 2006-07
38.17	Carmelo Anthony, 2009-10

MOST MINUTES, ROOKIE, SEASON (NBA ONLY)

2,995	Carmelo Anthony, 2003-04
2,749	LaPhonso Ellis, 1992-93
2,716	Dikembe Mutombo, 1991-92

MOST MINUTES, GAME

63	Julius Keye (ABA) @ Dallas (3OT), 3/5/71
57	Allen Iverson vs. Houston (2OT), 12/20/07
56	Allen Iverson @ Seattle (2OT), 4/6/08
56	M. Abdul-Rauf @ Phx. (3OT), 11/15/95

MOST MINUTES, NON-OVERTIME GAME (NBA ONLY)

48	15 times, last by A. Iverson @ G.S., 4/10/08

COMPLETE GAMES

MOST COMPLETE GAMES, CAREER

6	Dale Ellis, 1994-97
3	Allen Iverson, 2006-09
3	Dikembe Mutombo, 1991-96
2	Antonio McDyess, 1995-97; '98-02
1	James Posey, 1999-03
1	Mark Jackson, 1996-97
1	Ervin Johnson, 1996-97

MOST COMPLETE GAMES, SEASON

6	Dale Ellis, 1996-97
3	Allen Iverson, 2007-08
3	Dikembe Mutombo, 1994-95
1	James Posey, 2002-03
1	Antonio McDyess, 1998-99
1	Mark Jackson, 1996-97
1	Ervin Johnson, 1996-97
1	Antonio McDyess, 1996-97

SCORING

MOST POINTS, CAREER

21,645	Alex English, 1979-90
16,589	Dan Issel, 1975-85
13,970	Carmelo Anthony, 2003-11
11,992	David Thompson, 1975-82
10,130	Ralph Simpson, 1970-76; '77-78

HIGHEST AVERAGE, POINTS PER GAME, CAREER (MINIMUM 200 GAMES)

25.9	Alex English, 1979-90
25.4	Larry Jones (ABA), 1967-70
24.8	Carmelo Anthony, 2003-11
24.1	David Thompson, 1975-82
23.3	Kiki Vandeweghe, 1980-84

SCORING (CONT.)

MOST POINTS, SEASON

2,519	Spencer Haywood (ABA), 1969-70
2,414	Alex English, 1985-86
2,345	Alex English, 1986-87
2,326	Alex English, 1982-83
2,295	Kiki Vandeweghe, 1983-84

HIGHEST AVERAGE, POINTS PER GAME, SEASON

30.0	Spencer Haywood (ABA), 1969-70
29.8	Alex English, 1985-86
29.4	Kiki Vandeweghe, 1983-84
28.9	Carmelo Anthony, 2006-07
28.6	Alex English, 1986-87

MOST POINTS, ROOKIE, SEASON (NBA ONLY)

1,725	Carmelo Anthony, 2003-04
1,205	LaPhonso Ellis, 1992-93
1,177	Dikembe Mutombo, 1991-92

HIGHEST AVG., POINTS PER GAME, ROOKIE, SEASON (NBA ONLY)

21.0	Carmelo Anthony, 2003-04
16.6	Dikembe Mutombo, 1991-92
14.7	LaPhonso Ellis, 1992-93

MOST SEASONS, 2,000 OR MORE POINTS

8	Alex English, 1981-89
3	David Thompson, 1975-78
2	Kiki Vandeweghe, 1982-84

MOST CONSECUTIVE SEASONS, 2,000 OR MORE PTS.

8	Alex English, 1981-89
3	David Thompson, 1975-78
2	Kiki Vandeweghe, 1982-84

MOST SEASONS, 1,000 OR MORE POINTS

10	Alex English, 1980-90
9	Dan Issel, 1975-84
8	Carmelo Anthony, 2003-11
6	Fat Lever, 1984-90
6	Ralph Simpson, 1970-76

MOST CONSECUTIVE SEASONS, 1,000 OR MORE PTS.

10	Alex English, 1980-90
9	Dan Issel, 1975-84
8	Carmelo Anthony, 2003-11
6	Fat Lever, 1984-90
6	Ralph Simpson, 1970-76

MOST POINTS, GAME

73	David Thompson @ Detroit, 4/9/78
54	Michael Adams vs. Mil. (OT), 3/23/91
54	Alex English vs. Houston, 11/19/85
51	Allen Iverson vs. L.A. Lakers, 12/5/07
51	Mahmoud Abdul-Rauf @ Utah, 12/7/95
51	Alex English @ Miami (2OT), 3/10/89
51	Kiki Vandeweghe vs. Detroit (3OT), 12/13/83

SCORING (CONT.)

MOST POINTS, ROOKIE, GAME

41	Carmelo Anthony vs. Seattle, 3/30/04
39	Carmelo Anthony vs. Portland, 2/2/04
39	Dikembe Mutombo @ Minnesota, 2/3/92

MOST GAMES, 50 OR MORE POINTS, CAREER

2	Carmelo Anthony, 2003-11
2	Alex English, 1979-90
2	Kiki Vandeweghe, 1980-84

MOST GAMES, 50 OR MORE POINTS, SEASON

2	Kiki Vandeweghe, 1983-84

MOST GAMES, 40 OR MORE POINTS, CAREER

33	Alex English, 1979-80
19	Carmelo Anthony, 2003-11
17	David Thompson, 1975-82
11	Kiki Vandeweghe, 1980-84
6	Michael Adams, 1987-91

MOST GAMES, 40 OR MORE POINTS, SEASON

8	Alex English, 1985-86
8	Kiki Vandeweghe, 1983-84
7	Carmelo Anthony, 2009-10
6	Michael Adams, 1990-91
6	Alex English, 1986-87
6	David Thompson, 1977-78

MOST CONSECUTIVE GAMES, 40 OR MORE POINTS

2	Carmelo Anthony, 10/29/09 (41) - 11/1/09 (42)
2	Michael Adams, 1/29/91 (41) - 1/31/91 (45)
2	Alex English, 11/8/84 (45) - 11/10/84 (44)
2	Alex English, 12/23/82 (43) - 12/27/82 (41)
2	Kiki Vandeweghe, 12/30/82 (40) - 1/1/83 (49)

MOST GAMES, 30 OR MORE POINTS, CAREER

268	Alex English, 1979-90
170	Carmelo Anthony, 2003-11
90	David Thompson, 1975-82
79	Kiki Vandeweghe, 1980-84
76	Dan Issel, 1975-85

MOST GAMES, 30 OR MORE POINTS, SEASON

43	Alex English, 1985-86
43	Kiki Vandeweghe, 1983-84
42	Alex English, 1986-87
38	Alex English, 1982-83
34	Carmelo Anthony, 2006-07
34	Alex English, 1984-85

MOST CONSECUTIVE GAMES, 30 OR MORE POINTS

6	Alex English, 11/13 - 11/24/82
6	Carmelo Anthony, 11/22 - 12/2/06
6	Carmelo Anthony, 11/8 - 11/18/06
5	Carmelo Anthony, 12/8 - 12/16/09
5	Michael Adams, 1/24 - 2/2/91
5	Alex English, 11/12 - 11/21/85
5	Kiki Vandeweghe, 12/30/82 - 1/5/83

5 David Thompson, 11/1 - 11/8/80

SCORING (CONT.)

MOST CONSECUTIVE GAMES, 10 OR MORE POINTS

224 Carmelo Anthony, 12/2/05 - 11/29/08
200 Alex English, 2/3/87 - 11/9/89
159 Alex English, 2/6/80 - 2/24/82
149 David Thompson, 12/23/76 - 11/14/78
125 Dan Issel, 3/18/81 - 1/14/83

MOST POINTS, ONE HALF

53 David Thompson @ Detroit (1st), 4/9/78

MOST POINTS, ONE QUARTER

33 Carmelo Anthony vs. Minnesota (3rd), 12/10/08
32 David Thompson @ Detroit (1st), 4/9/78

MOST POINTS, OVERTIME PERIOD

15 Earl Boykins @ Sea., 1/18/05

FIELD GOAL PERCENTAGE

HIGHEST FG PERCENTAGE, CAREER (MINIMUM 1,000 MADE)

.583 Bobby Jones (1,980-3,394),1974-78
.560 Nenê, (2,566-4,584), 2002-12
.541 Kiki Vandeweghe (2,671-4,937), 1980-84
.523 Dikembe Mutombo (1,824-3,489), 1991-96
.523 Calvin Natt (1,282-2,453), 1984-89

HIGHEST FG PERCENTAGE, SEASON (MINIMUM 350 MADE)

.615 Nenê (405-654), 2010-11
.604 Nenê (428-709), 2008-09
.587 Nenê (421-717), 2009-10
.580 Kiki Vandeweghe (895-1,603), 1983-84
.578 Bobby Jones (440-761), 1977-78

HIGHEST FG PERCENTAGE, ROOKIE, SEASON (MINIMUM 200 MADE, NBA ONLY)

.519 Nenê (321-619), 2002-03
.504 LaPhonso Ellis (483-958), 1992-93
.515 Ty Lawson (201-390), 2009-10
.493 Dikembe Mutombo (428-869), 1991-92
.490 Mark Alarie (217-443), 1986-87

MOST FIELD GOALS MADE, NONE MISSED, GAME

12 Nenê vs. Utah, 1/25/09
12 Bobby Jones vs. Golden State, 3/15/78

MOST FIELD GOAL ATTEMPTS, NONE MADE, GAME

11 Yakhouba Diawara vs. Dallas, 12/31/06
11 Andre Miller @ LAC, 11/2/06
10 Nick Van Exel vs. Charlotte, 1/7/01
10 Mahmoud Abdul-Rauf vs. N.J., 1/31/91
10 Bobby Wilkerson vs. Milwaukee, 4/28/78

FIELD GOALS MADE

MOST FIELD GOALS, CAREER

8,953 Alex English, 1979-90
6,176 Dan Issel, 1975-85
4,989 Carmelo Anthony, 2003-11
4,482 David Thompson, 1975-82
4,095 Ralph Simpson, 1970-76

FIELD GOALS MADE (CONT.)

MOST FIELD GOALS, SEASON

986 Spencer Haywood (ABA), 1969-70
965 Alex English, 1986-87
959 Alex English, 1982-83
951 Alex English, 1985-86
939 Alex English, 1984-85

MOST CONSECUTIVE FGM, NO MISSES, SEASON

17 Bobby Jones, 12/21 - 12/23/76

MOST FIELD GOALS, GAME

28 David Thompson @ Detroit, 4/9/78

MOST FIELD GOALS, ONE HALF

20 David Thompson @ Detroit (1st), 4/9/78

MOST FIELD GOALS, ONE QUARTER

13 David Thompson @ Detroit (1st), 4/9/78

FIELD GOAL ATTEMPTS

MOST FIELD GOAL ATTEMPTS, CAREER

17,604 Alex English, 1979-90
12,183 Dan Issel, 1975-85
10,877 Carmelo Anthony, 2003-11
8,822 Ralph Simpson, 1970-76; '77-78
8,751 David Thompson, 1975-82

MOST FIELD GOAL ATTEMPTS, SEASON

1,987 Spencer Haywood (ABA), 1969-70
1,920 Alex English, 1986-87
1,888 Alex English, 1985-86
1,881 Alex English, 1988-89
1,857 Alex English, 1982-83

MOST FIELD GOAL ATTEMPTS, GAME

38 David Thompson @ Detroit, 4/9/78

3-POINT FG PERCENTAGE

HIGHEST THREE-POINT FG PERCENTAGE, CAREER (MINIMUM 150 MADE)

.392 Chauncey Billups (514-1,311), 1998-00; 2008 - 11
.388 Dale Ellis (448-1,155), 1994-97
.382 J.R. Smith (768-2,010), 2006-11
.376 Voshon Lenard (346-921), 2000-02; '03-06
.376 Raef LaFrentz (198-526), 1998-02.

HIGHEST THREE-POINT FG PERCENTAGE, SEASON (MINIMUM 50 MADE)

.441 Chauncey Billups (105-238), 2010-11
.434 Arron Afflalo (108-249), 2009-10
.434 Raef LaFrentz (75-173), 2001-02
.425 Kenny Smith (51-120), 1996-97
.423 Arron Afflalo (105-248), 2010-11

MOST THREE-POINT FGM, NONE MISSED, GAME

5 George McCloud @ Phoenix, 12/23/00
5 Anthony Goldwire vs. Orlando, 3/11/97
4 8 times, last by C. Billups @ Minn., 11/25/09

3-POINT FG PERCENTAGE (CONT.)

MOST THREE-POINT FGA, NONE MADE, GAME

8	Michael Adams vs. Indiana, 3/17/91
8	Michael Adams vs. Washington, 2/15/89
7	J.R. Smith vs. Sacramento, 2/1/10
7	Yakhouba Diawara vs. Sacramento, 12/22/06
7	Dale Ellis @ Minnesota, 3/7/97
7	Brooks Thompson @ Portland, 11/23/96

3-POINT FG MAKES

MOST THREE-POINT FIELD GOALS, CAREER

768	J.R. Smith, 2006-11
630	Michael Adams, 1987-91
514	Chauncey Billups, 1998-00; 2008-11
448	Dale Ellis, 1994-97
425	Nick Van Exel, 1998-02

MOST THREE-POINT FIELD GOALS, SEASON

192	Dale Ellis, 1996-97
180	J.R. Smith, 2008-09
167	Michael Adams, 1990-91
166	Michael Adams, 1988-89
160	Chauncey Billups, 2008-09

MOST THREE-POINT FIELD GOALS, GAME

11	J.R. Smith vs. Sacramento, 4/13/09
10	Ty Lawson vs. Minnesota, 4/9/11
10	J.R. Smith vs. Atlanta, 12/23/09
9	6 times, last by J.R. Smith @ Chicago, 2/22/08

MOST CONSECUTIVE GAMES, THREE-POINT FGM

79	Michael Adams, 1/28/88 - 1/23/89 (43 games in '87-88 and 36 games in '88-89)

MOST THREE-POINT FIELD GOALS MADE, ONE HALF

7	Ty Lawson vs. Minnesota (2nd), 4/9/11
7	J.R. Smith @ Memphis, 3/24/08
7	J.R. Smith @ Chicago, 2/22/08
7	J.R. Smith vs. Miami, 12/8/06
7	Michael Adams vs. Milwaukee (2nd), 1/21/89
7	John Roche vs. Seattle (2nd), 1/9/82

MOST THREE-POINT FGM, ONE QUARTER

7	Ty Lawson vs. Minnesota (3rd), 4/9/11
7	J.R. Smith @ Memphis (4th), 3/24/08
7	J.R. Smith @ Chicago (4th), 2/22/08
7	John Roche vs. Seattle (4th), 1/9/82
5	3 times, last byJ.R. Smith vs. Sac. (4th), 4/13/09

3-POINT FG ATTEMPTS

MOST THREE-POINT FIELD GOAL ATTEMPTS, CAREER

2,010	J.R. Smith, 2006-11
1,841	Michael Adams, 1987-91
1,320	Carmelo Anthony, 2003-11
1,245	Nick Van Exel, 1998-02
1,155	Dale Ellis, 1994-97

MOST THREE-POINT FIELD GOAL ATTEMPTS, SEASON

564	Michael Adams, 1990-91
528	Dale Ellis, 1996-97
467	J.R. Smith, 2009-10
466	Michael Adams, 1988-89
453	J.R. Smith, 2008-09

3-POINT FG ATTEMPTS (CONT.)

MOST THREE-POINT FIELD GOAL ATTEMPTS, GAME

20	Michael Adams @ L.A. Clippers, 4/12/91

MOST THREE-POINT FGA, ONE HALF

13	Michael Adams @ L.A. Clippers (2nd), 4/12/91

FREE THROW PERCENTAGE

HIGHEST FREE THROW PERCENTAGE, CAREER (MINIMUM 500 MADE)

.916	Mahmoud Abdul-Rauf (898-980), 1990-96
.912	Chauncey Billups (1,334-1,463), 1998-00; '08-11
.899	Earl Boykins (692-770), 2003-07
.896	Walter Davis (550-614), 1988-92
.876	Mack Calvin (771-880), 1974-78

HIGHEST FREE THROW PERCENTAGE, SEASON (MINIMUM 140 MADE)

.956	Mahmoud Abdul-Rauf (219-229), 1993-94
.935	Mahmoud Abdul-Rauf (217-235), 1992-93
.930	Mahmoud Abdul-Rauf (146-157), 1995-96
.923	Chauncey Billups (265-287), 2010-11
.921	Earl Boykins (279-303), 2004-05
.913	Chauncey Billups (157-172), 1998-99

HIGHEST FT PERCENTAGE, ROOKIE SEASON (MINIMUM 90 MADE)

.832	Bryant Stith (99-119), 1992-93
.818	Kiki Vandeweghe (130-159), 1980-81
.814	Bobby Jackson (149-183), 1997-98
.800	James Posey (120-150), 1999-00

MOST FREE THROWS MADE, NONE MISSED, GAME

18	Dan Schayes vs. Houston, 4/15/88
17	Chauncey Billups vs. Milwaukee, 3/20/10
16	Bryant Stith vs. Portland, 12/5/96
16	Carmelo Anthony vs. Toronto, 11/17/04

FREE THROWS MADE

MOST FREE THROWS MADE, CAREER

4,214	Dan Issel, 1975-85
3,721	Alex English, 1979-90
3,582	Carmelo Anthony, 2003-11
2,996	David Thompson, 1975-82
1,908	Ralph Simpson, 1970-76; '77-78

MOST FREE THROWS MADE, SEASON

645	Allen Iverson, 2007-08
573	Carmelo Anthony, 2005-06
546	Dan Issel, 1981-82
520	David Thompson, 1977-78
519	Dan Issel, 1980-81

MOST CONSECUTIVE FREE THROWS MADE

81	Mahmoud Abdul-Rauf, 3/15 - 11/16/93

FREE THROWS MADE (CONT.)

MOST FREE THROWS MADE, GAME

21	Larry Cannon (ABA) vs. Virginia, 12/26/70
20	David Thompson @ N.O. Jazz, 4/10/77
19	Carmelo Anthony vs. Houston, 12/16/09
19	Carmelo Anthony @ Chicago, 1/16/06
19	Carmelo Anthony @ Atlanta, 12/18/05

MOST FREE THROWS MADE, QUARTER

14	Johnny Newman vs. Boston (4th), 2/10/98

FREE THROWS ATTEMPTED

MOST FREE THROW ATTEMPTS, CAREER

5,277	Dan Issel, 1975-85
4,462	Carmelo Anthony, 2003-11
4,428	Alex English, 1979-90
3,844	David Thompson, 1975-82
2,477	Ralph Simpson, 1970-76; '77-78

MOST FREE THROW ATTEMPTS, SEASON

797	Allen Iverson, 2007-08
709	Carmelo Anthony, 2005-06
684	Dan Issel, 1980-81
668	David Thompson, 1977-78
667	Dan Issel, 1979-80

MOST FREE THROW ATTEMPTS, GAME

27	Larry Cannon (ABA) vs. Virginia, 12/26/70
24	Carmelo Anthony @ Atlanta (OT), 12/18/05
23	Dan Issel vs. New Jersey, 1/31/80
23	George McGinnis vs. Phoenix, 10/25/78
22	Carmelo Anthony @ Washington, 11/22/05

MOST FREE THROW ATTEMPTS, QUARTER

16	Johnny Newman vs. Boston (4th), 2/10/98

REBOUNDS

MOST REBOUNDS, CAREER

6,630	Dan Issel, 1975-85
5,261	Byron Beck, 1967-77
4,811	Dikembe Mutombo, 1991-96
4,686	Alex English, 1979-90
4,547	Julius Keye, 1969-74

HIGHEST AVERAGE, REBOUNDS PER GAME, CAREER

12.3	Dikembe Mutombo (4,811/391), 1991-96
11.2	Julius Keye (4,547/406), 1969-74
11.1	Marcus Camby (4,117/372), 2002-08
9.0	Antonio McDyess (3,231/361), '95-97, '98-02
8.6	Bobby Jones (2,797/324), 1974-78

MOST REBOUNDS, SEASON

1,070	Dikembe Mutombo, 1992-93
1,037	Marcus Camby, 2007-08
1,029	Dikembe Mutombo, 1994-95
971	Dikembe Mutombo, 1993-94
941	Greg Anderson, 1991-92

MOST REBOUNDS, ROOKIE, SEASON (NBA ONLY)

871	Dikembe Mutombo, 1991-92
744	LaPhonso Ellis, 1992-93
572	Antonio McDyess, 1995-96

REBOUNDS (CONT.)

HIGHEST AVERAGE, REBOUNDS PER GAME, SEASON

13.1	Marcus Camby, 2007-08
13.0	Dikembe Mutombo, 1992-93
12.5	Dikembe Mutombo, 1994-95
12.3	Dikembe Mutombo, 1991-92
12.1	Antonio McDyess, 2000-01

MOST REBOUNDS, GAME

31	Dikembe Mutombo vs. Char. (2OT), 3/26/96
31	Spencer Haywood (ABA) vs. Ky., 11/13/69
26	Ervin Johnson @ Dallas, 4/19/97
26	Dikembe Mutombo @ LAL (OT), 11/11/94
25	Jerome Lane @ Houston, 4/21/91

MOST REBOUNDS, ROOKIE, GAME

22	Dikembe Mutombo vs Golden St., 12/26/91
21	Dikembe Mutombo @ Minnesota, 2/3/92
20	Dikembe Mutombo vs. Charlotte, 11/26/91
19	Dikembe Mutombo vs. Dallas, 2/14/92
19	Dikembe Mutombo @ Sacramento, 1/21/92

MOST REBOUNDS, ONE HALF

19	Spencer Haywood (ABA) vs Indiana, 2/1/70
18	Marcus Camby vs. Chi. (1st), 1/28/04
16	4 times, last by Marcus Camby vs. Ind. (2nd), 3/3/05

OFFENSIVE REBOUNDS

MOST OFFENSIVE REBOUNDS, CAREER

2,038	Alex English, 1979-90
1,989	Dan Issel, 1975-85
1,786	Byron Beck, 1967-77
1,514	Dikembe Mutombo, 1991-96
1,373	Julius Keye, 1969-74

MOST OFFENSIVE REBOUNDS, SEASON

344	Dikembe Mutombo, 1992-93
337	Greg Anderson, 1991-92
319	Dikembe Mutombo, 1994-95
316	Dikembe Mutombo, 1991-92
286	Dikembe Mutombo, 1993-94

MOST OFFENSIVE REBOUNDS, GAME

15	Spencer Haywood (ABA) @ Kentucky, 2/12/70
13	Dikembe Mutombo @ Minnesota, 2/3/92
13	Jerome Lane vs. San Antonio, 4/19/91
13	Jerome Lane @ Houston, 4/21/91

DEFENSIVE REBOUNDS

MOST DEFENSIVE REBOUNDS, CAREER

4,641	Dan Issel, 1975-85
3,478	Byron Beck, 1967-77
3,297	Dikembe Mutombo, 1991-96
3,174	Marcus Camby, 2002-08
3,147	Julius Keye, 1969-74

MOST DEFENSIVE REBOUNDS, SEASON

807	Marcus Camby, 2007-08
726	Dikembe Mutombo, 1992-93
710	Dikembe Mutombo, 1994-95
685	Dikembe Mutombo, 1993-94
682	Ervin Johnson, 1996-97

DEFENSIVE REBOUNDS (CONT.)

MOST DEFENSIVE REBOUNDS, GAME

26	Julius Keye (ABA) @ Pittsburgh, 2/6/71
23	Dikembe Mutombo vs. Charlotte (2OT), 3/26/96
22	Ervin Johnson vs. Sacramento, 12/18/96
20	Marcus Camby vs. Atlanta, 1/23/08
20	Ervin Johnson @ Dallas, 4/19/97

ASSISTS

MOST ASSISTS, CAREER

3,679	Alex English, 1979-90
3,566	Fat Lever, 1984-90
2,394	Andre Miller, 2003-06, 2011-present
2,181	Michael Adams, 1987-91
2,047	Nick Van Exel, 1998-02

HIGHEST AVERAGE, ASSISTS PER GAME, CAREER

8.4	Nick Van Exel (2,047/245), 1998-02
7.5	Fat Lever (3,566/474), 1984-90
7.17	Michael Adams (2,181/304), 1987-91
7.15	Andre Miller (2,394/335), 2003-06, 2011-pres.
7.15	Allen Iverson (965/135), 2006-09

MOST ASSISTS, SEASON

714	Nick Van Exel, 1999-00
693	Michael Adams, 1990-91
674	Andre Miller, 2005-06
654	Fat Lever, 1986-87
641	Mark Jackson, 1996-97

MOST ASSISTS, ROOKIE, SEASON (NBA ONLY)

389	Jalen Rose, 1994-95
361	Rob Williams, 1982-83
317	Bobby Jackson, 1997-98

HIGHEST AVERAGE, ASSISTS PER GAME, SEASON (MINIMUM 50 GAMES)

12.3	Mark Jackson, 1996-97
10.5	Michael Adams, 1990-91
9.0	Nick Van Exel, 1999-00
8.5	Nick Van Exel, 2000-01
8.3	Raymond Felton, 2010-11

MOST ASSISTS, GAME

23	Fat Lever @ Golden State, 4/21/89
23	Larry Brown (ABA) vs. Pittsburgh, 2/20/72
22	George McCloud @ Chicago, 3/26/01
22	Mark Jackson vs. New Jersey, 1/20/97

MOST ASSISTS, ROOKIE, GAME

16	Jalen Rose vs. Sacramento, 3/16/95
14	Bobby Jackson vs. Boston, 2/10/98
13	5 times, last by Jalen Rose vs. San Antonio, 4/16/95

MOST ASSISTS, ONE HALF

18	Larry Brown (ABA) vs. Pittsburgh, 2/20/72
16	Fat Lever @ Golden St. (2nd), 4/21/89
14	Mark Jackson vs. New Jersey (1st), 1/20/97

MOST ASSISTS, ONE QUARTER

12	Mark Jackson vs. New Jersey (1st), 1/20/97

PERSONAL FOULS

MOST PERSONAL FOULS, CAREER

2,304	Dan Issel, 1975-85
2,288	Alex English, 1979-90
2,267	Byron Beck, 1967-77
1,922	Dan Schayes, 1982-90
1,804	Bill Hanzlik, 1982-91

MOST PERSONAL FOULS, SEASON

323	Dan Schayes, 1987-88
321	George McGinnis, 1978-79
320	Dan Schayes, 1988-89
316	Antonio McDyess, 1999-00
315	Wayne Cooper, 1985-86

DISQUALIFICATIONS

MOST DISQUALIFICATIONS, CAREER

51	Byron Beck, 1967-77*
44	Dan Schayes, 1982-90
35	Blair Rasmussen, 1985-91
32	Dan Issel, 1975-85*
32	Antonio McDyess, 1995-97; '98-02

*ABA did not keep stat every year

MOST DISQUALIFICATIONS, SEASON

16	George McGinnis, 1978-79
15	Blair Rasmussen, 1990-91
12	Antonio McDyess, 1999-00
10	Blair Rasmussen, 1989-90
10	George McGinnis, 1979-80

STEALS

MOST STEALS, CAREER

1,167	Fat Lever, 1984-90
1,070	T.R. Dunn, 1980-88; 89-91
854	Alex English, 1979-90
798	Dan Issel, 1975-85
660	Bobby Jones, 1974-78

HIGHEST AVERAGE, STEALS PER GAME, CAREER

2.46	Fat Lever, 1984-90
2.08	Warren Jabali, 1972-74
2.04	Bobby Jones, 1974-78
1.98	Michael Adams, 1987-91
1.96	Roland Taylor, 1974-75; '76-77

MOST STEALS, SEASON

223	Fat Lever, 1987-88
202	Fat Lever, 1984-85
201	Fat Lever, 1986-87
195	Fat Lever, 1988-89
186	Bobby Jones, 1976-77

HIGHEST AVERAGE, STEALS PER GAME, SEASON

2.75	Fat Lever, 1988-89
2.72	Fat Lever, 1987-88
2.46	Fat Lever, 1984-85
2.45	Fat Lever, 1986-87
2.28	Fat Lever, 1985-86

STEALS (CONT.)

MOST STEALS, ROOKIE, SEASON (NBA ONLY)

154	Mark Macon, 1991-92
127	Nenê, 2002-03
105	Bobby Jackson, 1997-98
98	James Posey, 1999-00

HIGHEST AVERAGE, SPG, ROOKIE, SEASON (NBA ONLY)

2.03	Mark Macon, 1991-92

MOST STEALS, GAME

10	Fat Lever vs. Indiana, 3/9/85

MOST STEALS, ONE HALF

8	Fat Lever vs. Indiana (2nd), 3/9/85
8	Rob Williams @ New Jersey, 2/17/83

MOST STEALS, ONE QUARTER

8	Fat Lever vs. Indiana (3rd), 3/9/85

BLOCKED SHOTS

MOST BLOCKED SHOTS, CAREER

1,486	Dikembe Mutombo, 1991-96
1,126	Marcus Camby, 2002-08
830	Wayne Cooper, 1984-89
625	Bobby Jones, 1974-78
622	Alex English, 1979-90

HIGHEST AVERAGE, BPG, CAREER

3.81	Dikembe Mutombo, 1991-96
3.03	Marcus Camby, 2002-08
2.77	Ervin Johnson, 1996-97
2.50	Raef LaFrentz, 1998-02
2.36	Wayne Cooper, 1984-89

MOST BLOCKED SHOTS, SEASON

336	Dikembe Mutombo, 1993-94
332	Dikembe Mutombo, 1995-96
321	Dikembe Mutombo, 1994-95
287	Dikembe Mutombo, 1992-93
285	Marcus Camby, 2007-08

HIGHEST AVERAGE, BPG, SEASON

4.49	Dikembe Mutombo, 1995-96
4.10	Dikembe Mutombo, 1993-94
3.91	Dikembe Mutombo, 1994-95
3.61	Marcus Camby, 2007-08
3.50	Dikembe Mutombo, 1992-93

MOST BLOCKED SHOTS, ROOKIE, SEASON

210	Dikembe Mutombo, 1991-92
114	Antonio McDyess, 1995-96
111	LaPhonso Ellis, 1992-93

MOST BLOCKED SHOTS, GAME

12	Dikembe Mutombo vs. LA Clippers, 4/18/93
12	Julius Keye, (ABA) vs. Virginia Squires, 12/14/72

TURNOVERS

MOST TURNOVERS, CAREER

2,263	Alex English, 1979-90
1,726	Carmelo Anthony, 2003-11
1,653	Ralph Simpson, 1970-76; '77-78
1,481	Dan Issel, 1975-85
1,189	David Thompson, 1975-82

MOST TURNOVERS, SEASON

360	Ralph Simpson (ABA), 1975-76
346	George McGinnis, 1978-79
294	Bobby Wilkerson, 1977-78
263	Alex English, 1982-83
261	Alex English, 1981-82

MOST TURNOVERS, GAME

13	Warren Jabali (ABA) vs. Carolina, 11/20/70
10	Carmelo Anthony vs. Chicago, 11/21/06
10	Andre Miller @ Golden State, 1/17/05
10	Michael Adams, at Chicago, 3/18/91
10	Rob Williams, vs. Detroit, 3/25/83

DOUBLE-DOUBLES

MOST DOUBLE-DOUBLES, CAREER

227	Dikembe Mutombo, 1991-96
220	Dan Issel, 1975-85
198	Fat Lever, 1984-90
150	Antonio McDyess, 1995-97; '98-02
139	Marcus Camby, 2002-08

MOST DOUBLE-DOUBLES, SEASON

59	Dikembe Mutombo, 1992-93
51	Antonio McDyess, 2000-01
49	Dikembe Mutombo, 1991-92
47	George McGinnis, 1978-79
46	Fat Lever, 1986-87

SCORING (NBA ONLY)

HIGHEST AVERAGE, POINTS PER GAME, SEASON

126.5	1981-82
123.7	1983-84
123.2	1982-83

LOWEST AVERAGE, POINTS PER GAME, SEASON

84.2	2002-03
89.0	1997-98
92.2	2001-02

MOST CONSECUTIVE GAMES, 100 OR MORE POINTS

136	1/21/81 - 12/8/82
74	12/2/86 - 11/20/87
67	12/5/84 - 10/29/85

MOST CONSECUTIVE GAMES, 100 OR MORE POINTS, SEASON

82	1981-82
66	1986-87
64	1984-85

MOST CONSECUTIVE GAMES, FEWER THAN 100 POINTS, SEASON

23	10/30 - 12/13/02
21	12/16/02 - 1/28/03
20	2/15 - 3/24/03
20	2/12 - 3/17/98

MOST POINTS, GAME

184	vs. Detroit (3OT), 12/13/83
168	vs. Seattle, 3/16/08
163	vs. San Antonio, 1/11/84
162	vs. Portland, 2/13/80

FEWEST POINTS, GAME

53	@ Detroit, 11/16/02
58	@ Boston, 1/24/03
60	@ Indiana, 11/4/03

MOST POINTS, HALF

90	@ San Antonio (1st), 11/7/90
86	vs. Portland (1st), 11/20/86
84	vs. Seattle (2nd), 3/16/08
84	vs. Seattle (1st), 3/16/08

FEWEST POINTS, HALF

22	@ Philadelphia (1st), 12/16/02
22	@ San Antonio (1st), 11/27/02
22	@ Portland (1st), 4/16/97

MOST POINTS, QUARTER

51	vs. San Diego (3rd), 1/6/82
49	@ Portland (4th), 2/10/84
48	5 times, last vs. Seattle (1st), 3/16/08

FEWEST POINTS, QUARTER

3	@ San Antonio (1st), 11/27/02
7	3 times, last @ Indiana (3rd), 11/4/03

SCORING (NBA ONLY) (CONT.)

LARGEST MARGIN OF VICTORY, GAME

52	vs. Seattle, 3/16/08 (168-116)
46	vs. LA Clippers, 11/6/87 (139-93)
42	@ Seattle, 2/27/08 (138-96)

LARGEST MARGIN OF DEFEAT, GAME

48	@ Milwaukee, 3/26/80 (95-143)
47	@ Seattle, 1/15/91 (99-146)
45	@ Golden State, 11/7/81 (107-152)

OVERTIME

MOST POINTS, OVERTIME PERIOD

23	@ Phoenix, 12/23/96
21	@ Seattle, 1/18/05
19	@ LA Clippers, 10/31/08
19	@ LA Lakers, 11/11/94

MOST POINTS ALLOWED, OVERTIME PERIOD

21	@ New Jersey, 12/16/05

FEWEST POINTS, OVERTIME PERIOD

0	vs. Charlotte, 1/13/97
4	@ Dallas, 12/30/89
4	vs. Seattle (2nd OT), 11/30/85

FEWEST POINTS ALLOWED, OVERTIME PERIOD

2	vs. Charlotte, 1/13/97
3	@ Memphis, 2/25/05

LARGEST MARGIN OF VICTORY, OVERTIME GAME

10	@ LA Clippers, 10/31/08 (113-103)
10	vs. Portland, 4/10/04 (110-100)
10	@ Phoenix (3OT), 11/15/95 (137-127)
9	@ Minnesota (2OT), 1/3/95 (108-99)

LARGEST MARGIN OF DEFEAT, OVERTIME GAME

9	@ New Jersey, 12/16/05 (106-115)
8	vs. Minnesota, 2/5/00 (97-105)
8	vs. Indiana, 2/7/90 (130-138)
8	vs. Seattle (2OT), 11/30/85 (123-131)
8	vs. Indiana, 3/2/82 (124-132)

FIELD GOAL PERCENTAGE

HIGHEST FIELD-GOAL PERCENTAGE, SEASON

.520	(3,980-7,656) 1981-82
.494	(3,951-7,999) 1982-83
.493	(3,935-7,983) 1983-84

LOWEST FIELD-GOAL PERCENTAGE, SEASON

.411	(2,689-6,544) 2002-03
.417	(2,677-6,412) 1997-98
.421	(1,681-3,989) 1998-99

HIGHEST FIELD-GOAL PERCENTAGE, GAME

.670	@ Seattle (59-88), 2/27/08
.667	@ New Jersey (46-69), 10/20/78
.663	vs. San Antonio (57-86), 1/2/77

FIELD GOAL PCT. (CONT.)

LOWEST FIELD-GOAL PERCENTAGE, GAME

.263	@ Phoenix (20-76), 4/1/03
.274	@ Portland (20-73), 11/23/96
.284	@ Portland (21-74), 4/16/97

FIELD GOALS MADE

MOST FIELD GOALS, SEASON

3,980	1981-82
3,951	1982-83
3,935	1983-84

FEWEST FIELD GOALS, SEASON

1,681	1998-99 (Shortened season)
2,572	2011-12 (Shortened season)
2,677	1997-98

MOST FIELD GOALS, GAME

68	vs. Detroit (3OT), 12/13/83
64	@ LA Lakers, 11/6/84
64	vs. Portland, 2/13/81

FEWEST FIELD GOALS, GAME

20	@ Phoenix, 4/1/03
20	@ Portland, 11/23/96
21	three times, last @ Det., 11/16/02

FIELD GOALS ATTEMPTED

MOST FIELD GOAL ATTEMPTS, SEASON

8,868	1990-91
8,140	1988-89
8,015	1989-90

FEWEST FIELD GOAL ATTEMPTS, SEASON

3,989	1998-99 (Shortened season)
5,404	2011-12 (Shortened season)
6,412	1997-98

MOST FIELD GOAL ATTEMPTS, GAME

130	vs. Golden State, 11/2/90
125	vs. San Antonio, 1/11/84
123	vs. Phoenix, 3/27/82
123	@ Chicago, 3/21/80

FEWEST FIELD GOAL ATTEMPTS, GAME

56	vs. New Jersey, 1/27/03
61	@ Portland, 10/29/09
61	@ Seattle, 1/3/03

3-POINT FG PERCENTAGE

HIGHEST THREE-POINT FIELD GOAL PERCENTAGE, SEASON

.388	(662-1704) 2010-11
.372	(636-1,711) 1996-97
.371	(548-1,477) 2008-09

LOWEST THREE-POINT FIELD GOAL PERCENTAGE, SEASON

.190	(24-126) 1982-83
.207	(30-145) 1980-81
.233	(71-305) 1985-86

3-POINT FG PERCENTAGE (CONT.)

HIGHEST THREE-POINT FIELD GOAL PERCENTAGE, GAME (MIN. 5 ATT)

.750	@ San Antonio (9-12), 1/31/10
.750	vs. Memphis (6-8), 3/6/06
.714	vs. New Jersey (10-14) , 4/14/99
.714	vs. Portland (5-7), 3/18/95

3-POINT FG MAKES

MOST THREE-POINT FIELD GOALS, SEASON

662	2010-11
636	1996-97
569	2007-08

FEWEST THREE-POINT FIELD GOALS, SEASON

24	1982-83
30	1980-81
64	1981-82

MOST THREE-POINT FIELD GOALS, GAME

19	vs. Minnesota, 4/9/11
18	vs. Detroit, 3/12/11
17	@ New Orleans, 3/14/11
16	5 times, last vs. Phoenix, 11/28/10

FEWEST THREE-POINT FIELD GOALS, GAME

0	several times, last vs. Phoenix (0-14), 2/15/06

MOST THREE-POINT FIELD GOALS, ONE HALF

11	3 times, last vs. Minnesota (2nd), 4/9/11

3-POINT FG ATTEMPTS

MOST THREE-POINT FIELD GOAL ATTEMPTS, SEASON

1,711	1996-97
1,704	2010-11
1,605	2007-08

FEWEST THREE-POINT FIELD GOAL ATTEMPTS, SEASON

126	1982-83
145	1980-81
227	1981-82

MOST THREE-POINT FIELD GOAL ATTEMPTS, GAME

38	vs. Minnesota, 4/9/11
34	@ Memphis, 3/24/08
32	Twice, last vs. Memphis, 4/12/10

FEWEST THREE-POINT FG ATTEMPTS,GAME

0	several times, last @ New Jersey, 11/30/91

FREE THROW PERCENTAGE

HIGHEST FREE THROW PERCENTAGE, SEASON

.818	1983-84 (2,200-2,690)
.808	1982-83 (2,179-2,696)
.804	1987-88 (1,841-2,289)

LOWEST FREE THROW PERCENTAGE, SEASON

.699	2002-03 (1,294-1,850)
.718	1993-94 (1,739-2,423)
.720	1978-79 (2,046-2,841)

FREE THROW PERCENTAGE (CONT.)

MOST FREE THROWS MADE, NONE MISSED, GAME

24	vs. Philadelphia, 12/26/89
21	vs. Phoenix, 4/4/97
21	@ Houston, 1/22/90

LOWEST FREE THROW PERCENTAGE, GAME

.313	@ San Antonio, 4/18/07 (5-16)
.375	@ Portland, 11/2/02 (3-8)
.389	@ LA Lakers, 4/2/97 (7-18)

FREE THROWS MADE

MOST FREE THROWS MADE, SEASON

2,388	1980-81
2,371	1981-82
2,200	1983-84

FEWEST FREE THROWS MADE, SEASON

1,010	1998-99 (Shortened season)
1,293	2011-12 (Shortened season)
1,306	2001-02

MOST FREE THROWS MADE, GAME

51	@ San Diego, 10/29/83
51	vs. Atlanta, 1/13/81
49	@ New Orleans Jazz, 4/10/77

FEWEST FREE THROWS MADE, GAME

3	@ Portland, 11/2/02
4	5 times, last vs. Houston, 4/16/03

FREE THROWS ATTEMPTED

MOST FREE THROW ATTEMPTS, SEASON

3,051	1980-81
2,978	1981-82
2,841	1978-79

FEWEST FREE THROW ATTEMPTS, SEASON

1,325	1998-99 (Shortened season)
1,756	2001-02
1,760	2011-12 (Shortened season)

MOST FREE THROW ATTEMPTS, GAME

65	@ New Orleans Jazz, 4/10/77
63	vs. Phoenix, 2/19/81
60	vs. Milwaukee, 12/30/00
60	vs. Kansas City, 1/4/83

FEWEST FREE THROW ATTEMPTS, GAME

5	vs. Cleveland (OT), 1/16/97
6	@ Milwaukee, 1/25/03
6	@ Phoenix, 1/23/98
6	@ Cleveland, 12/20/89

REBOUNDS

MOST REBOUNDS, SEASON

4,050	1990-91
3,988	1976-77
3,913	1977-78

REBOUNDS (CONT.)

FEWEST REBOUNDS, SEASON

2,039	1998-99 (Shortened season)
2,843	2011-12 (Shortened season)
3,197	1997-98

MOST REBOUNDS, GAME

73	vs. Philadelphia, 1/5/91
68	@ Utah, 4/12/83
67	@ LA Lakers (OT), 11/11/94

FEWEST REBOUNDS, GAME

22	@ Detroit, 3/18/08
23	@ Utah, 2/1/06
23	vs. Orlando, 1/13/98

OFFENSIVE REBOUNDS

MOST OFFENSIVE REBOUNDS, SEASON

1,520	1990-91
1,350	1991-92
1,331	1984-85

FEWEST OFFENSIVE REBOUNDS, SEASON

647	1998-99 (Shortened season)
738	2011-12 (Shortened season)
791	2010-11

MOST OFFENSIVE REBOUNDS, GAME

33	vs. Philadelphia, 1/5/91
33	@ Atlanta, 2/26/85
33	vs. Washington, 11/23/76

FEWEST OFFENSIVE REBOUNDS, GAME

1	vs. Portland, 12/5/96
2	@ Cleveland, 3/25/07
2	vs. Miami, 1/18/04

DEFENSIVE REBOUNDS

MOST DEFENSIVE REBOUNDS, SEASON

2,736	1977-78
2,700	1976-77
2,698	2007-08

FEWEST DEFENSIVE REBOUNDS, SEASON

1,392	1998-99 (Shortened season)
2,105	2011-12 (Shortened season)
2,157	1997-98

MOST DEFENSIVE REBOUNDS, GAME

54	vs. New York Nets, 11/17/76
48	@ Indiana, 1/23/89
47	vs. Sacramento, 4/18/01
47	vs. Minnesota (OT), 2/5/00

FEWEST DEFENSIVE REBOUNDS, GAME

14	@ Chicago, 1/14/85
15	@ Portland, 2/15/98
16	5 times, last @ Cleveland, 12/14/02

ASSISTS

MOST ASSISTS, SEASON

2,482	1983-84
2,336	1982-83
2,317	1986-87

FEWEST ASSISTS, SEASON

969	1998-99 (Shortened season)
1,581	2011-12 (Shortened season)
1,553	1991-92

MOST ASSISTS, GAME

52	@ Golden State, 4/21/89
47	vs. Sacramento, 12/2/87
46	vs. Detroit, 12/13/83

FEWEST ASSISTS, GAME

7	@ Houston, 1/27/10
7	@ Miami, 2/21/04
8	@ Houston, 11/24/28
8	vs. Dallas, 11/19/91

PERSONAL FOULS

MOST PERSONAL FOULS, SEASON

2,279	1983-84
2,235	1990-91
2,184	1986-87

FEWEST PERSONAL FOULS, SEASON

1,144	1998-99 (Shortened season)
1,297	2011-12 (Shortened season)
1,719	2010-11

MOST PERSONAL FOULS, GAME

44	at Phoenix, 12/26/83
42	@ Golden State, 4/22/95
42	@ LA Clippers, 1/14/87
42	@ New Orleans Jazz, 4/10/77

FEWEST PERSONAL FOULS, GAME

8	vs. Detroit, 3/12/11
9	vs. Houston, 1/27/78
10	@ Cleveland, 3/25/07

DISQUALIFICATIONS

MOST DISQUALIFICATIONS, SEASON

48	1978-79
46	1990-91
31	1989-90

FEWEST DISQUALIFICATIONS, SEASON

2	2011-12 (Shortened season)
6	2005-06
7	2004-05

MOST DISQUALIFICATIONS, GAME

4	vs. Detroit (3OT), 12/13/83
4	@ Atlanta, 10/21/78

STEALS

MOST STEALS, SEASON

953	1976-77
894	1984-85
856	1990-91

FEWEST STEALS, SEASON

376	1998-99 (Shortened season)
503	1996-97
540	2011-12 (Shortened season)

MOST STEALS, GAME

20	@ L.A. Clippers, 12/16/88
20	vs. L.A. Clippers, 4/23/88
20	vs. Phoenix, 10/29/85
20	vs. New Jersey, 12/2/77
20	vs. Seattle, 1/21/77

FEWEST STEALS, GAME

0	@ Sacramento, 1/6/11
0	@ Atlanta, 10/21/78

BLOCKED SHOTS

MOST BLOCKED SHOTS, SEASON

686	1993-94
618	1999-00
597	1995-96

FEWEST BLOCKED SHOTS, SEASON

275	1998-99 (Shortened season)
329	1989-90
330	2011-12 (Shortened season)

MOST BLOCKED SHOTS, GAME

19	vs. New Jersey, 11/24/87
18	vs. LA Clippers, 4/5/94
16	6 times, last vs. Milwaukee, 11/19/03

FEWEST BLOCKED SHOTS, GAME

0	several times, last @ Philadelphia, 1/30/11

TURNOVERS

MOST TURNOVERS, SEASON

2,011	1976-77
1,748	1977-78
1,666	1983-84

FEWEST TURNOVERS, SEASON

739	1998-99 (Shortened season)
1,015	2011-12 (Shortened season)
1,136	3 times, last 2009-10

MOST TURNOVERS, GAME

38	vs. Phoenix, 10/24/80
38	@ Philadelphia (2OT), 3/9/77
38	@ Indiana, 3/16/77

FEWEST TURNOVERS, GAME

5	@ Cleveland, 2/18/10
5	@ Seattle, 2/26/87
6	13 times, last vs. Atlanta, 2/28/11

TEAM DEFENSE – SCORING

FEWEST POINTS ALLOWED, GAME

67	vs. New Orleans, 11/29/04
68	vs. Portland, 11/4/05
70	vs. L.A. Clippers, 11/22/02
70	vs. Houston, 4/16/02
70	@ Chicago, 3/24/00

FEWEST POINTS ALLOWED PER GAME, SEASON

92.4	2002-03 (7,580/82)
96.1	2003-04 (7884/82)
97.5	2004-05 (7,995/82)

MOST POINTS ALLOWED PER GAME, SEASON

130.8	1990-91 (10,723/82)
126.0	1981-82 (10,328/82)
124.8	1983-84 (10,237/82)

MOST CONSECUTIVE GAMES, FEWER THAN 100 POINTS ALLOWED, SEASON

16	2002-03 (12/30 - 1/28)
12	2002-03 (11/7 - 11/29)
7	2003-04 (1/13 - 1/23)
7	1994-95 (3/3 - 3/14)

MOST CONSECUTIVE GAMES, 100 OR MORE POINTS ALLOWED, SEASON

82	1990-91 (entire season)
82	1981-82 (entire season)
73	1986-87 (10/31/86 - 3/31/87) Gms 1-73

TEAM DEF. – FG PERCENTAGE

LOWEST OPPONENT FG PERCENTAGE, SEASON

.438	(3,065/7,000) 1993-94
.440	(2,966-6,738) 2008-09
.443	(2,696-6,087), 2002-03

HIGHEST OPPONENT FG PERCENTAGE, SEASON

.524	(4,265/8,142) 1981-82
.518	(4,016/7,747) 1983-84
.5119	(4,076/7,962) 1990-91
.5115	(3,775/7,379) 1984-85

TEAM DEFENSE – TURNOVERS

MOST TURNOVERS FORCED PER GAME, SEASON

23.7	(1,944/82) 1976-77
21.3	(1,744/82) 1984-85
21.2	(1,741/82) 1985-86

FEWEST TURNOVERS FORCED PER GAME, SEASON

12.9	(1,057/82) 1996-97
13.1	(1,075/82) 2000-01
13.8	(1,130/82) 1995-96

INDIVIDUAL - SINGLE GAME

		PLAYER	TEAM	DATE
MINUTES PLAYED	58	Raja Bell	Phoenix Suns (3OT)	1/10/06
	55	Doug Collins	at Philadelphia 76ers (3OT)	3/9/77
	Non-overtime			
	48	several times last by Monta Ellis	at Golden State Warriors	4/10/08
POINTS	55	Adrian Dantley	at Utah Jazz	2/6/81
FIELD GOALS MADE	24	Hakeem Olajuwon	at Houston Rockets	1/30/97
		Adrian Dantley	at Utah Jazz	2/6/81
FIELD GOALS ATTEMPTED	40	Hakeem Olajuwon	at Houston Rockets	1/30/97
		George Gervin	at San Antonio Spurs	1/8/80
MOST FIELD GOALS MADE, NO MISSES	9	Dikembe Mutombo	at Philadelphia 76ers	2/18/02
3-POINT FIELD GOALS MADE	9	Ben Gordon	Detroit Pistons	3/21/12
		Nicolas Batum	Portland Trail Blazers	2/4/12
3-POINT FIELD GOALS ATTEMPTED	17	Ray Allen	at Seattle SuperSonics	1/23/07
3-POINT FIELD GOALS MADE, NO MISSES	6	Stephen Curry	Golden State Warriors	1/5/10
FREE THROWS MADE	27	Adrian Dantley	at Utah Jazz	11/25/83
FREE THROWS ATTEMPTED	31	Adrian Dantley	at Utah Jazz	11/25/83
MOST FREE THROWS MADE, NO MISSES	15	Tom Owens	at Portland Trail Blazers	12/17/78
		James Silas	San Antonio Spurs	1/23/76
OFFENSIVE REBOUNDS	16	Charles Barkley	Philadelphia 76ers	3/20/87
DEFENSIVE REBOUNDS	25	Herb Williams	at Indiana Pacers	1/23/89
		Swen Nater	at San Diego Clippers	12/14/79
TOTAL REBOUNDS	32	Swen Nater	at San Diego Clippers	12/14/79
ASSISTS	30*	Scott Skiles	at Orlando Magic	12/30/90
TURNOVERS	12	Sleepy Floyd	at Golden State Warriors	10/25/85
		George McGinnis	Philadelphia 76ers	1/30/77
STEALS	9	Doug Christie	Toronto Raptors	2/25/97
		Rickey Green	Utah Jazz	11/10/82
BLOCKED SHOTS	12	Mark Eaton	Utah Jazz	2/5/83

*NBA Record

TEAM - SINGLE GAME

		TEAM	DATE
MINUTES PLAYED	315	4 times, last at Phoenix Suns (3OT)	1/10/06
MOST POINTS - GAME	186* Non-overtime 173	Detroit Pistons (3OT) at Phoenix Suns	12/13/83 11/10/90
POINTS - HALF	107*	at Phoenix Suns (1st)	11/10/90
POINTS - QUARTER	57	at Phoenix Suns (2nd)	11/10/90
FEWEST POINTS	67	New Orleans Hornets	11/29/04
FIELD GOALS MADE	74*	Detroit Pistons (3OT)	12/13/83
FIELD GOALS ATTEMPTED	136	Detroit Pistons (3OT)	12/13/83
FIELD GOAL PERCENTAGE	.655 (55-84)	at Phoenix Suns	3/20/84
3-POINT FIELD GOALS MADE	20	New Jersey Nets at Phoenix Suns	1/11/12 1/7/08
3-POINT FIELD GOALS ATTEMPTED	37	Dallas Mavericks	2/29/96
FREE THROWS MADE	49	at Golden State Warriors at Seattle SuperSonics	3/21/91 11/9/93
FREE THROWS ATTEMPTED	66	at Utah Jazz	12/23/83
MOST FREE THROWS MADE, NO MISSES	27	Los Angeles Lakers	1/30/92
OFFENSIVE REBOUNDS	37	Kansas City Kings	1/4/83
DEFENSIVE REBOUNDS	52	at San Antonio Spurs	12/19/90
TOTAL REBOUNDS	75	at Indiana Pacers Kansas City Kings	11/28/86 1/4/83
ASSISTS	52	at Seattle SuperSonics	3/18/83
TURNOVERS	39	at Phoenix Suns	10/29/85
STEALS	22	Seattle SuperSonics	3/20/97
PERSONAL FOULS	46	Indiana Pacers	12/28/82
BLOCKED SHOTS	22	at New Jersey Nets	12/12/91

*NBA Record

POINTS (GAME)

DEN: 53 @ Detroit, 11/16/02
OPP: 67 by New Orleans, 11/29/04

POINTS (HALF)

DEN: 22 three times, last @ Philadelphia, 12/16/02
OPP: 23 by L.A. Lakers (2nd), 11/13/09

POINTS (QUARTER)

DEN: 3 @ San Antonio (1st), 11/27/02
OPP: 8 four times, last by L.A. Lakers (3rd), 11/13/09

FIELD GOALS MADE

DEN: 20 @ Phoenix, 4/1/03
20 @ Portland, 11/23/96
OPP: 21 @ Orlando, 2/11/09

FIELD GOALS ATTEMPTED

DEN: 56 vs. New Jersey, 1/27/03
OPP: 59 @ Seattle, 2/24/95

FIELD GOAL PERCENTAGE

DEN: .263 (20-76) @ Phoenix, 4/1/03
OPP: .268 (26-97) San Antonio, 10/29/03

3-POINT FIELD GOALS MADE

DEN: 0 several times, last vs. Phoenix, 2/15/06
OPP: 0 several times, last @ NO/OKC., 11/16/05

3-POINT FG ATTEMPTS

DEN: 0 several times, last @ N.J., 11/30/91
OPP: 0 several times, last by LAL, 12/19/92

FREE THROWS MADE

DEN: 3 @ Portland, 11/2/02
OPP: 2 by Houston, 1/27/78

FREE THROWS ATTEMPTED

DEN: 5 vs. SA, 12/18/01
5 vs. Cleveland (OT), 1/16/97
OPP: 4 by Houston, 1/27/78

FREE THROW PERCENTAGE

DEN: .313 (5-16) @ San Antonio, 4/18/07
OPP: .333 (3-9) @ Phoenix, 12/23/96
.333 (3-9) by Vancouver, 12/20/96

OFFENSIVE REBOUNDS

DEN: 1 vs. Portland, 12/5/96
OPP: 2 @ Sacramento, 3/8/09
2 by Memphis, 3/6/06

DEFENSIVE REBOUNDS

DEN: 14 @ Chicago, 1/14/85
OPP: 13 @ Portland, 11/2/02

TOTAL REBOUNDS

DEN: 22 @ Detroit, 3/18/08
OPP: 21 by Memphis, 3/6/06

ASSISTS

DEN: 7 @ Houston, 1/27/10
7 @ Miami, 2/21/04
OPP: 8 by Houston, 11/2/91

PERSONAL FOULS

DEN: 8 vs. Detroit, 3/12/11
OPP: 10 three times, last @ Milwaukee, 1/25/03

STEALS

DEN: 0 twice, last @ Sacramento, 1/6/11
OPP: 1 several times, last @ Houston, 3/2/12

TURNOVERS

DEN: 5 vs. Phoenix, 4/6/12
5 @ Cleveland, 2/18/10
5 @ Seattle, 2/26/87
OPP: 4 @ Minnesota, 3/23/01
4 by L.A. Lakers, 4/9/95

BLOCKED SHOTS

DEN: 0 several times, last @ Philadelphia, 1/30/11
OPP: 0 several times, last @ Portland, 4/2/05

POINTS

Carmelo Anthony ('03-04)	1,725
LaPhonso Ellis ('92-93)	1,205
Dikembe Mutombo ('91-92)	1,177
Antonio McDyess ('95-96)	1,020
Mahmoud Abdul-Rauf ('90-91)	942

SCORING AVERAGE

Carmelo Anthony ('03-04)	21.0
Dikembe Mutombo ('91-92)	16.6
LaPhonso Ellis ('92-93)	14.7
Mahmoud Abdul-Rauf ('90-91)	14.1
Antonio McDyess ('95-96)	13.4

REBOUNDS

Dikembe Mutombo ('91-92)	871
LaPhonso Ellis ('92-93)	744
Antonio McDyess ('95-96)	572
Carmelo Anthony ('03-04)	498
Nenê ('02-03)	491

ASSISTS

Jalen Rose ('94-95)	389
Rob Williams ('82-83)	361
Bobby Jackson ('97-98)	317
Junior Harrington ('02-03)	277
Carmelo Anthony ('03-04)	227

BLOCKED SHOTS

Dikembe Mutombo ('91-92)	210
Antonio McDyess ('95-96)	114
LaPhonso Ellis ('92-93)	111
Gary Garland ('79-80)	73
Tony Battie ('97-98)	69

STEALS

Mark Macon ('91-92)	154
Nenê ('02-03)	127
Bobby Jackson ('97-98)	105
James Posey ('99-00)	98
Carmelo Anthony ('03-04)	97

FIELD GOALS MADE

Carmelo Anthony ('03-04)	624
LaPhonso Ellis ('92-93)	483
Dikembe Mutombo ('91-92)	428
Antonio McDyess ('95-96)	427
Mahmoud Abdul-Rauf ('90-91)	417

FIELD GOALS ATTEMPTED

Carmelo Anthony ('03-04)	1,465
Mahmoud Abdul-Rauf ('90-91)	1,009
LaPhonso Ellis ('92-93)	958
Mark Macon ('91-92)	889
Antonio McDyess ('95-96)	881

FIELD GOAL PERCENTAGE

Kenneth Faried ('11-12)	(.586/181-309)
Nenê ('02-03)	(.519/321-619)
Ty Lawson ('09-10)	(.515/201-390)
LaPhonso Ellis ('92-93)	(.504/483-958)
Dikembe Mutombo ('91-92)	(.493/428-869)

FREE THROWS MADE

Carmelo Anthony ('03-04)	408
Dikembe Mutombo ('91-92)	321
Danny Fortson ('97-98)	263
LaPhonso Ellis ('92-93)	237
Nenê ('02-03)	197

FREE THROWS ATTEMPTED

Carmelo Anthony ('03-04)	525
Dikembe Mutombo ('91-92)	500
Nenê ('02-03)	341
Danny Fortson ('97-98)	339
LaPhonso Ellis ('92-93)	317

FREE THROW PERCENTAGE

Bryant Stith ('92-93)	(.832/99-119)
Kiki Vandeweghe ('80-81)	(.818/130-159)
Bobby Jackson ('97-98)	(.814/149-183)
James Posey ('99-00)	(.800/120-150)
Carmelo Anthony ('03-04)	(.777/408-525)

3-POINT FIELD GOALS MADE

James Posey ('99-00)	82
Carmelo Anthony ('03-04)	69
Yakhouba Diawara ('06-07)	36
Eric Washington ('97-98)	44
Nikoloz Tskitishvili ('02-03)	37

MINUTES

Carmelo Anthony ('03-04)	2,995
LaPhonso Ellis ('92-93)	2,749
Dikembe Mutombo ('91-92)	2,716
Mark Macon ('91-92)	2,304
Antonio McDyess ('95-96)	2,280

GAMES PLAYED

1. Alex English	837
2. Dan Issel	802
3. Byron Beck	747
4. T.R. Dunn	734
5. Bill Hanzlik	593

MINUTES PLAYED

1. Alex English	29,893
2. Dan Issel	25,200
3. Carmelo Anthony	20,521
4. Byron Beck	19,192
5. T.R. Dunn	18,322

TOTAL POINTS

1. Alex English	21,645
2. Dan Issel	16,589
3. Carmelo Anthony	13,970
4. David Thompson	11,992
5. Ralph Simpson	10,130

FIELD GOALS MADE

1. Alex English	8,953
2. Dan Issel	6,176
3. Carmelo Anthony	4,989
4. David Thompson	4,482
5. Ralph Simpson	4,095

FIELD GOALS ATTEMPTED

1. Alex English	17,604
2. Dan Issel	12,183
3. Carmelo Anthony	9,375
4. Ralph Simpson	8,822
5. David Thompson	8,751

3-POINT FIELD GOALS MADE

1. J.R. Smith	768
2. Michael Adams	630
3. Chauncey Billups	514
4. Dale Ellis	448
5. Nick Van Exel	425

3-POINT FG ATTEMPTED

1. J.R. Smith	2,010
2. Michael Adams	1,841
3. Carmelo Anthony	1,320
4. Chauncey Billups	1,311
5. Nick Van Exel	1,245

FREE THROWS MADE

1. Dan Issel	4,214
2. Alex English	3,721
3. Carmelo Anthony	3,582
4. David Thompson.	2,996
5. Ralph Simpson	1,908

FREE THROWS ATTEMPTED

1. Dan Issel	5,277
2. Carmelo Anthony	4,462
3. Alex English	4,428
4. David Thompson	3,844
5. Nene	2,556

REBOUNDS

1. Dan Issel	6,630
2. Byron Beck	5,261
3. Dikembe Mutombo	4,811
4. Alex English	4,686
5. Julius Keye	4,547

STEALS

1. Fat Lever	1,167
2. T.R. Dunn	1,070
3. Alex English	854
4. Dan Issel	798
5. Nene	694

ASSISTS

1. Alex English	3,679
2. Fat Lever	3,566
3. Andre Miller	2,394
4. Michael Adams	2,181
5. Nick Van Exel	2,047

PERSONAL FOULS

1. Dan Issel	2,304
2. Alex English	2,288
3. Byron Beck	2,267
4. Dan Schayes	1,922
5. Nene	1,864

BLOCKED SHOTS

1. Dikembe Mutombo	1,486
2. Marcus Camby	1,126
3. Wayne Cooper	830
4. Bobby Jones	625
5. Chris Andersen	624

TURNOVERS

1. Alex English	2,263
2. Carmelo Anthony	1,726
3. Ralph Simpson	1,653
4. Dan Issel	1,481
5. David Thompson	1,189

NUGGETS ALL-TIME SCORING LEADERS

PLAYER	SP	GP	MIN	FGM	FGA	PCT	3FGM	FTM	FTA	PCT	OFF	DEF	REB	AST	PF	DQ	ST	BS	PTS	AVG
1. English	11	837	29,893	8,953	17,604	.509	18	3,721	4,428	.840	2,038	2,648	4,686	3,679	2,288	11	854	622	21,645	25.9
2. Issel+	10	802	25,200	6,176	12,183	.507	2	4,214	5,277	.799	1,989	4,641	6,630	2,005	2,304	32	798	455	16,589	20.6
3. Anthony	8	564	20,521	4,989	10,877	.459	410	3,582	4,462	.803	1,102	2,464	3,566	1,729	1,693	13	634	259	13,970	24.8
4. Thompson+	7	498	16,902	4,486	8,842	.507	24	2,996	3,844	.779	851	1,281	2,132	1,704	1,397	12	538	463	11,992	24.1
5. Simpson+	7	519	16,227	4,095	8,988	.456	32	1,908	2,477	.770	804	1,442	2,246	1,950	1,266	7	592	69	10,130	19.5
6. Beck+	10	747	19,192	3,681	7,295	.505	13	1,228	1,516	.810	1,786	3,478	5,261	978	2,267	51	220	55	8,603	11.5
7. Lever	6	474	16,867	3,304	7,281	.454	111	1,362	1,747	.780	1,119	2,502	3,621	3,557	1,213	7	1,167	125	8,081	17.0
8. Abdul-Rauf	6	439	12,481	2,880	6,500	.443	371	898	980	.916	192	711	903	1,756	851	3	406	38	7,029	16.0
9. Nenê	9	555	16,445	2,566	4,584	.560	2	1,734	2,556	.678	1,183	2,676	3,859	1,014	1,864	28	694	508	6,868	12.4
10. Vandeweghe	4	293	9,794	2,671	4,937	.541	27	1,460	1,703	.857	443	1,098	1,541	782	716	2	200	141	6,829	23.3
11. McDyess	6	361	12,271	2,612	5,371	.486	7	1,324	1,951	.679	1,044	2,187	3,231	586	1,257	32	311	604	6,555	18.2
12. Robisch+	8	500	12,344	2,317	4,916	.471	0	1,547	1,982	.780	1,092	2,316	3,408	903	1,207	14	180	217	6,181	12.4
13. Re. Williams	6	419	12,556	2,359	5,286	.446	301	915	1,159	.789	610	1,313	1,923	1,222	1,432	25	632	328	5,934	14.2
14. L. Jones*	3	226	9,154	1,986	4,481	.443	73	1,700	2,175	.782	-	-	1,483	954	769	8	-	-	5,745	25.4
15. Adams	4	304	1,060	1,842	4,419	.416	630	1,220	1,435	.850	218	769	987	2,181	582	1	602	36	5,534	18.2
16. L. Ellis	6	343	11,352	2,019	4,399	.459	165	998	1,368	.730	847	1,848	2,695	740	1,179	26	281	319	5,201	15.2
17. J.R. Smith	5	372	9,182	1,788	4,085	.438	768	740	998	.741	189	959	1148	804	828	3	380	71	5,084	13.7
18. Mutombo	5	391	14,411	1,824	3,489	.523	0	1,406	2,164	.650	1,514	3,297	4,811	651	1,361	14	223	1,486	5,054	12.9
19. Schayes	8	536	11,096	1,626	3,185	.511	3	1,774	2,194	.809	989	2,097	3,086	605	1,922	44	274	498	5,029	9.4
20. Stith	8	458	13,248	1,706	3,968	.430	191	1,379	1,641	.840	520	1,094	1,614	968	868	4	472	112	4,982	10.9
21. B. Jones+	4	324	10,410	1,980	3,394	.583	0	846	1,183	.759	809	1,988	2,797	1,150	957	5	660	625	4,806	14.8
22. K. Martin	7	371	11,371	1,911	3,852	.496	31	700	1,138	.615	640	1,943	2,583	690	1,167	13	442	385	4,553	12.3
23. Hanzlik	8	593	12,301	1,531	3,586	.426	45	1,439	1,845	.780	525	1,114	1,639	1,764	1,804	25	588	155	4,546	7.6
24. Billups	5	259	8,648	1,265	3,053	.414	514	1,334	1,463	.912	100	612	712	1,383	547	1	292	54	4,378	16.9
25. Van Exel	4	245	9,179	1,611	4,006	.402	425	678	838	.809	111	624	735	2,047	416	1	199	39	4,325	17.7
26. Camby	6	372	11,775	1,534	3,319	.462	9	671	938	.715	943	3,174	4,117	928	1,042	10	417	1,126	3,748	10.1
27. Davis	4	235	5,277	1,534	3,179	.483	41	550	614	.896	159	364	523	497	524	4	222	18	3,659	15.6
28. M. Evans	6	398	7,431	1,458	3,219	.452	217	509	612	.831	128	464	592	1,075	829	9	323	38	3,642	9.1
29. Dunn	10	734	18,322	1,432	3,068	.466	1	720	1,044	.689	1,359	2,137	3,496	1,311	1,652	13	1,070	189	3,585	4.9
30. D. Ellis	3	244	7,562	1,287	2,884	.446	448	461	569	.810	243	587	830	361	511	1	154	23	3,483	14.3

* ABA + ABA and NBA combined

GAMES PLAYED

11-12	Andre Miller	66
10-11	Ty Lawson	80
09-10	Arron Afflalo/Nenê	82
08-09	Linas Kleiza	82
07-08	Allen Iverson	82
06-07	Linas Kleiza	79
05-06	Andre Miller	82
04-05	Miller/Boykins	82
03-04	Anthony/Boykins/Miller	82
02-03	Junior Harrington	82
01-02	Ryan Bowen	75
00-01	James Posey	82
99-00	Clark/LaFrentz/ McDyess/Posey	81
98-99	Fortson/McDyess/ Van Exel	50
97-98	Dean Garrett/ Anthony Goldwire	82
96-97	Dale Ellis/Ervin Johnson	82
95-96	Bryant Stith	82
94-95	Dikembe Mutombo	82
93-94	Dikembe Mutombo/ Bryant Stith	82
92-93	Dikembe Mutombo/ LaPhonso Ellis	82
91-92	Greg Anderson	82
90-91	Marcus Liberty	76
89-90	Bill Hanzlik/ Blair Rasmussen	81
88-89	Alex English	82
87-88	Adams/Dunn/Lever	82
6-87	Alex English/Fat Lever	82
85-86	T.R. Dunn	82
84-85	Fat Lever	82
83-84	Alex English/Dan Schayes	82
82-83	Dunn/English/Hanzlik/ Vandeweghe	82
81-82	Dunn/English/ Vandeweghe	82
80-81	T.R. Dunn	82
79-80	Dan Issel/John Roche	82
78-79	Robert Smith	82
77-78	Dan Issel/ Anthony Roberts	82
76-77	Bobby Jones/ David Thompson	82

TOTAL POINTS

11-12	Ty Lawson	999
10-11	Carmelo Anthony	1,259
09-10	Carmelo Anthony	1,943
08-09	Carmelo Anthony	1,504
07-08	Allen Iverson	2,164
06-07	Carmelo Anthony	1,881
05-06	Carmelo Anthony	2,122
04-05	Carmelo Anthony	1,558
03-04	Carmelo Anthony	1,725

TOTAL POINTS (CONT.)

02-03	Juwan Howard	1,418
01-02	Nick Van Exel	965
00-01	Antonio McDyess	1,458
99-00	Antonio McDyess	1,551
98-99	Antonio McDyess	1,061
97-98	Johnny Newman	1,089
96-97	Dale Ellis	1,361
95-96	Dale Ellis	1,204
94-95	Mahmoud Abdul-Rauf	1,165
93-94	Mahmoud Abdul-Rauf	1,437
92-93	Mahmoud Abdul-Rauf	1,553
91-92	Reggie Williams	1,474
90-91	Michael Adams	1,752
89-90	Fat Lever	1,443
88-89	Alex English	2,175
87-88	Alex English	2,000
86-87	Alex English	2,345
85-86	Alex English	2,414
84-85	Alex English	2,262
83-84	Kiki Vandeweghe	2,295
82-83	Alex English	2,326
81-82	Alex English	2,082
80-81	David Thompson	1,967
79-80	Dan Issel	1,951
78-79	David Thompson	1,825
77-78	David Thompson	2,172
76-77	David Thompson	2,125

SCORING AVERAGE

11-12	Ty Lawson	16.4
10-11	Carmelo Anthony	25.2
09-10	Carmelo Anthony	28.2
08-09	Carmelo Anthony	22.8
07-08	Allen Iverson	26.4
06-07	Carmelo Anthony	28.9
05-06	Carmelo Anthony	26.5
04-05	Carmelo Anthony	20.8
03-04	Carmelo Anthony	21.0
02-03	Juwan Howard	18.4
01-02	Nick Van Exel	21.4
00-01	Antonio McDyess	20.8
99-00	Antonio McDyess	19.1
98-99	Antonio McDyess	21.2
97-98	Johnny Newman	14.7
96-97	LaPhonso Ellis	21.9
95-96	Mahmoud Abdul-Rauf	19.2
94-95	Mahmoud Abdul-Rauf	16.0
93-94	Mahmoud Abdul-Rauf	18.0
92-93	Mahmoud Abdul-Rauf	19.2
91-92	Reggie Williams	18.2
90-91	Michael Adams	26.5
89-90	Fat Lever	18.3
88-89	Alex English	26.5
87-88	Alex English	25.0
86-87	Alex English	28.6

SCORING AVERAGE (CONT.)

85-86	Alex English	29.8
84-85	Alex English	27.9
83-84	Kiki Vandeweghe	29.4
82-83	Alex English	28.4
81-82	Alex English	25.4
80-81	David Thompson	25.5
79-80	Dan Issel	23.8
78-79	David Thompson	24.0
77-78	David Thompson	27.2
76-77	David Thompson	25.9

MINUTES PLAYED

11-12	Ty Lawson	2,124
10-11	Arron Afflalo	2,324
09-10	Nenê	2,755
08-09	Chauncey Billups	2,719
07-08	Allen Iverson	3,424
06-07	Carmelo Anthony	2,486
05-06	Carmelo Anthony	2,941
04-05	Andre Miller	2,852
03-04	Carmelo Anthony	2,995
02-03	Juwan Howard	2,730
01-02	James Posey	2,238
00-01	Nick Van Exel	2,688
99-00	Nick Van Exel	2,950
98-99	Antonio McDyess	1,937
97-98	Dean Garrett	2,632
96-97	Dale Ellis	2,940
95-96	Bryant Stith	2,810
94-95	Dikembe Mutombo	3,100
93-94	Dikembe Mutombo/ Bryant Stith	2,853
92-93	Dikembe Mutombo	3,029
91-92	Greg Anderson	2,793
90-91	Michael Adams	2,346
89-90	Fat Lever	2,832
88-89	Alex English	2,990
87-88	Fat Lever	3,061
86-87	Alex English	3,085
85-86	Alex English	3,024
84-85	Alex English	2,924
83-84	Alex English	2,870
82-83	Alex English	2,988
81-82	Alex English	3,015
80-81	Alex English	3,093
79-80	Dan Issel	2,938
78-79	Dan Issel	2,742
77-78	David Thompson	3,025
76-77	David Thompson	3,001

FIELD GOALS MADE

11-12	Ty Lawson	374
10-11	Carmelo Anthony	437
09-10	Carmelo Anthony	688
08-09	Carmelo Anthony	535

FIELD GOALS MADE (CONT.)

07-08	Carmelo Anthony	728
06-07	Carmelo Anthony	691
05-06	Carmelo Anthony	756
04-05	Carmelo Anthony	530
03-04	Carmelo Anthony	624
02-03	Juwan Howard	567
01-02	Nick Van Exel	372
00-01	Antonio McDyess	577
99-00	Antonio McDyess	614
98-99	Antonio McDyess	415
97-98	LaPhonso Ellis	410
96-97	Antonio McDyess	536
95-96	Dale Ellis	459
94-95	Mahmoud Abdul-Rauf	472
93-94	Mahmoud Abdul-Rauf	588
92-93	Mahmoud Abdul-Rauf	633
91-92	Reggie Williams	601
90-91	Michael Adams	560
89-90	Alex English	635
88-89	Alex English	924
87-88	Alex English	843
86-87	Alex English	965
85-86	Alex English	951
84-85	Alex English	939
83-84	Alex English	907
82-83	Alex English	959
81-82	Alex English	855
80-81	Alex English	768
79-80	Dan Issel	715
78-79	David Thompson	693
77-78	David Thompson	826
76-77	David Thompson	824

FIELD GOALS ATTEMPTED

11-12	Al Harrington	773
10-11	Carmelo Anthony	967
09-10	Carmelo Anthony	1,502
08-09	Carmelo Anthony	1,207
07-08	Allen Iverson	1,556
06-07	Carmelo Anthony	1,453
05-06	Carmelo Anthony	1,572
04-05	Carmelo Anthony	1,230
03-04	Carmelo Anthony	1,465
02-03	Juwan Howard	1,261
01-02	Nick Van Exel	912
00-01	Antonio McDyess	1,165
99-00	Nick Van Exel	1,213
98-99	Antonio McDyess	882
97-98	LaPhonso Ellis	1,007
96-97	Antonio McDyess	1,157
95-96	Dale Ellis	959
94-95	Mahmoud Abdul-Rauf	1,005
93-94	Mahmoud Abdul-Rauf	1,279
92-93	Mahmoud Abdul-Rauf	1,407
91-92	Reggie Williams	1,277

FIELD GOALS ATTEMPTED (CONT.)

90-91	Michael Adams	1,421
89-90	Alex English	1,293
88-89	Alex English	1,881
87-88	Alex English	1,704
86-87	Alex English	1,920
85-86	Alex English	1,888
84-85	Alex English	1,812
83-84	Alex English	1,714
82-83	Alex English	1,857
81-82	Alex English	1,553
80-81	Alex English	1,555
79-80	Dan Issel	1,416
78-79	David Thompson	1,353
77-78	David Thompson	1,584
76-77	David Thompson	1,626

FIELD GOAL PERCENTAGE

11-12	Kosta Koufos	115-192 (.599)
10-11	Nenê	402-654 (.615)
09-10	Nenê	421-717 (.587)
08-09	Nenê	428-709 (.604)
07-08	Kenyon Martin	376-699 (.538)
06-07	Eduardo Najera	204-354 (.576)
05-06	Ruben Patterson	139-256 (.543)
04-05	Greg Buckner	160-303 (.528)
03-04	Nenê	334-630 (.530)
02-03	Nenê	321-619 (.519)
01-02	Avery Johnson	186-383 (.486)
00-01	Antonio McDyess	577-1,165 (.495)
99-00	Keon Clark	286-528 (.528)
98-99	Danny Fortson	191-386 (.495)
97-98	Danny Fortson	276-611 (.452)
96-97	Ervin Johnson	243-467 (.520)
95-96	Dikembe Mutombo	284-569 (.499)
94-95	Bison Dele	196-333 (.589)
93-94	Dikembe Mutombo	365-642 (.569)
92-93	Dikembe Mutombo	398-781 (.510)
91-92	Dikembe Mutombo	428-869 (.493)
90-91	Orlando Woolridge	490-983 (.498)
89-90	Blair Rasmussen	445-895 (.497)
88-89	Dan Schayes	317-607 (.522)
87-88	Dan Schayes	361-668 (.540)
86-87	Dan Schayes	210-405 (.519)
85-86	Alex English/	951-1,888 (.504)
	Calvin Natt	469-930 (.504)
84-85	Calvin Natt	685-1,255 (.546)
83-84	Kiki Vandeweghe	895-1,603 (.580)
82-83	Kiki Vandeweghe	841-1,537 (.547)
81-82	Kiki Vandeweghe	706-1,260 (.560)
80-81	David Thompson	734-1,451 (.506)
79-80	Dan Issel	715-1,416 (.505)
78-79	Tom Boswell	321-603 (.532)
77-78	Bobby Jones	440-761 (.578)
76-77	Bobby Jones	501-879 (.570)

FREE THROWS MADE

11-12	Arron Afflalo	197
10-11	Carmelo Anthony	343
09-10	Carmelo Anthony	508
08-09	Chauncey Billups	409
07-08	Allen Iverson	645
06-07	Carmelo Anthony	459
05-06	Carmelo Anthony	573
04-05	Carmelo Anthony	456
03-04	Carmelo Anthony	408
02-03	Juwan Howard	282
01-02	James Posey	161
00-01	Antonio McDyess	304
99-00	Antonio McDyess	323
98-99	Antonio McDyess	230
97-98	Johnny Newman	365
96-97	Antonio McDyess	274
95-96	Bryant Stith	320
94-95	Bryant Stith	267
93-94	Bryant Stith	291
92-93	Dikembe Mutombo	335
91-92	Dikembe Mutombo	321
90-91	Michael Adams	465
89-90	Fat Lever	271
88-89	Dan Schayes	332
87-88	Dan Schayes	407
86-87	Alex English	411
85-86	Alex English	511
84-85	Calvin Natt	447
83-84	Kiki Vandeweghe	494
82-83	Kiki Vandeweghe	489
81-82	Dan Issel	546
80-81	Dan Issel	519
79-80	Dan Issel	517
78-79	George McGinnis	509
77-78	David Thompson	520
76-77	David Thompson	477

FREE THROWS ATTEMPTED

11-12	Arron Afflalo	247
10-11	Carmelo Anthony	417
09-10	Carmelo Anthony	612
08-09	Carmelo Anthony	468
07-08	Allen Iverson	797
06-07	Carmelo Anthony	568
05-06	Carmelo Anthony	709
04-05	Carmelo Anthony	573
03-04	Carmelo Anthony	525
02-03	Juwan Howard	351
01-02	James Posey	203
00-01	Antonio McDyess	434
99-00	Antonio McDyess	516
98-99	Antonio McDyess	338
97-98	Johnny Newman	445
96-97	Antonio McDyess	387
95-96	Bryant Stith	379

FREE THROWS ATTEMPTED (CONT.)

94-95	Dikembe Mutombo	379
93-94	Dikembe Mutombo	439
92-93	Dikembe Mutombo	492
91-92	Dikembe Mutombo	500
90-91	Michael Adams	529
89-90	Fat Lever	337
88-89	Dan Schayes	402
87-88	Dan Schayes	487
86-87	Alex English	487
85-86	Alex English	593
84-85	Calvin Natt	564
83-84	Kiki Vandeweghe	580
82-83	Kiki Vandeweghe	559
81-82	Dan Issel	655
80-81	Dan Issel	684
79-80	Dan Issel	667
78-79	George McGinnis	765
77-78	David Thompson	668
76-77	David Thompson	623

FREE THROW PERCENTAGE

11-12	Danilo Gallinari	182-209 (.871)
10-11	Chauncey Billups	265-287 (.923)
09-10	Chauncey Billups	466-512 (.910)
08-09	Chauncey Billups	409-448 (.913)
07-08	Allen Iverson	645-797 (.809)
06-07	Earl Boykins	119-131 (.908)
05-06	Earl Boykins	152-174 (.874)
04-05	Earl Boykins	279-303 (.921)
03-04	Earl Boykins	142-162 (.877)
02-03	James Posey	86-102 (.843)
01-02	George McCloud	132-163 (.810)
00-01	George McCloud	152-181 (.840)
99-00	George McCloud	148-181 (.818)
98-99	Chauncey Billups	157-172 (.913)
97-98	Johnny Newman	365-445 (.820)
96-97	Bryant Stith	202-234 (.863)
95-96	Mahmoud Abdul-Rauf	146-157 (.930)
94-95	Mahmoud Abdul-Rauf	138-156 (.885)
93-94	Mahmoud Abdul-Rauf	219-229 (.956)
92-93	Mahmoud Abdul-Rauf	217-232 (.935)
91-92	Mahmoud Abdul-Rauf	94-108 (.870)
90-91	Michael Adams	465-529 (.879)
89-90	Walter Davis	207-227 (.912)
88-89	Walter Davis	175-199 (.879)
87-88	Dan Schayes	407-487 (.836)
86-87	Alex English	411-487 (.844)
85-86	Alex English	511-593 (.862)
84-85	Mike Evans	113-131 (.863)
83-84	Kiki Vandeweghe	494-580 (.852)
82-83	Kiki Vandeweghe	489-559 (.875)
81-82	Kiki Vandeweghe	347-405 (.857)
80-81	Billy McKinney	162-188 (.862)
79-80	John Roche	175-202 (.866)
78-79	Robert Smith	159-180 (.883)

FREE THROW PERCENTAGE (CONT.)

77-78	Mack Calvin	173-206 (.840)
76-77	Mack Calvin	287-338 (.849)

3-POINT FIELD GOALS MADE

11-12	Al Harrington	101
10-11	J.R. Smith	124
09-10	J.R. Smith	158
08-09	J.R. Smith	180
07-08	J.R. Smith	157
06-07	J.R. Smith	149
05-06	Greg Buckner	86
04-05	Earl Boykins	56
03-04	Voshon Lenard	106
02-03	Chris Whitney	43
01-02	Voshon Lenard	89
00-01	Voshon Lenard	147
99-00	Nick Van Exel	133
98-99	Chauncey Billups	85
97-98	Anthony Goldwire	63
96-97	Dale Ellis	192
95-96	Dale Ellis	150
94-95	Dale Ellis	106
93-94	Reggie Williams	64
92-93	Mahmoud Abdul-Rauf	70
91-92	Reggie Williams	56
90-91	Michael Adams	167
89-90	Michael Adams	158
88-89	Michael Adams	166
87-88	Michael Adams	139
86-87	Mike Evans	53
85-86	Mike Evans	39
84-85	Mike Evans	57
83-84	Mike Evans	32
82-83	Kiki Vandeweghe	15
81-82	John Roche	23
80-81	David Thompson	10
79-80	John Roche	49

*79-80 was first season for 3-pt. field goals in the NBA

3-POINT FG ATTEMPTS

11-12	Al Harrington	303
10-11	Al Harrington	328
09-10	J.R. Smith	467
08-09	J.R. Smith	453
07-08	J.R. Smith	390
06-07	J.R. Smith	382
05-06	Greg Buckner	243
04-05	Earl Boykins	166
03-04	Voshon Lenard	289
02-03	Nikoloz Tskitishvili	152
01-02	Nick Van Exel	252
00-01	Voshon Lenard	382
99-00	Nick Van Exel	401
98-99	Chauncey Billups	235

3-POINT FG ATTEMPTS (CONT.)

97-98	LaPhonso Ellis	201
96-97	Dale Ellis	528
95-96	Dale Ellis	364
94-95	Reggie Williams	266
93-94	Reggie Williams	230
92-93	Mahmoud Abdul-Rauf	197
91-92	Reggie Williams	156
90-91	Michael Adams	564
89-90	Michael Adams	432
88-89	Michael Adams	466
87-88	Michael Adams	379
86-87	Mike Evans	169
85-86	Mike Evans	176
84-85	Mike Evans	157
83-84	Mike Evans	89
82-83	Kiki Vandeweghe	51
81-82	John Roche	52
80-81	David Thompson	39
79-80	John Roche	129

OFFENSIVE REBOUNDS

11-12	Kenneth Faried	142
10-11	Nenê	145
09-10	Nenê	166
08-09	Nenê	183
07-08	Marcus Camby	230
06-07	Marcus Camby	164
05-06	Marcus Camby	132
04-05	Kenyon Martin	146
03-04	Marcus Camby	211
02-03	Nenê	208
01-02	Ryan Bowen	134
00-01	Antonio McDyess	240
99-00	Antonio McDyess	234
98-99	Danny Fortson	210
97-98	Dean Garrett	227
96-97	Ervin Johnson	231
95-96	Dikembe Mutombo	249
94-95	Dikembe Mutombo	319
93-94	Dikembe Mutombo	286
92-93	Dikembe Mutombo	344
91-92	Greg Anderson	337
90-91	Jerome Lane	280
89-90	Fat Lever	230
88-89	Wayne Cooper	212
87-88	Fat Lever	203
86-87	Fat Lever	216
85-86	Alex English	192
84-85	Wayne Cooper	229
81-82	T.R. Dunn	211
80-81	Alex English	273
79-80	Dan Issel	236
78-79	George McGinnis	256
77-78	Dan Issel	253
76-77	Paul Silas	236

DEFENSIVE REBOUNDS

11-12	Al Harrington	318
10-11	Nenê	426
09-10	Nenê	461
08-09	Nenê	415
07-08	Marcus Camby	807
06-07	Marcus Camby	652
05-06	Marcus Camby	536
04-05	Marcus Camby	530
03-04	Marcus Camby	516
02-03	Juwan Howard	404
01-02	James Posey	320
00-01	Antonio McDyess	605
99-00	Raef LaFrentz	471
98-99	Danny Fortson	371
97-98	Dean Garrett	417
96-97	Ervin Johnson	682
95-96	Dikembe Mutombo	622
94-95	Dikembe Mutombo	710
93-94	Dikembe Mutombo	685
92-93	Dikembe Mutombo	726
91-92	Greg Anderson	604
90-91	Blair Rasmussen	508
89-90	Fat Lever	504
88-89	Fat Lever	475
87-88	Fat Lever/Dan Schayes	462
86-87	Fat Lever	513
85-86	Wayne Cooper	420
84-85	Wayne Cooper	402
83-84	Dan Issel	401
82-83	Dan Issel	445
81-82	Dan Issel	434
80-81	Dan Issel	447
79-80	Dan Issel	483
78-79	George McGinnis	608
77-78	Dan Issel	577
76-77	Bobby Jones	504

TOTAL REBOUNDS

11-12	Al Harrington	390
10-11	Nenê	571
09-10	Nenê	627
08-09	Nenê	598
07-08	Marcus Camby	1037
06-07	Marcus Camby	816
05-06	Marcus Camby	668
04-05	Marcus Camby	661
03-04	Marcus Camby	727
02-03	Juwan Howard	585
01-02	James Posey	429
00-01	Antonio McDyess	845
99-00	Antonio McDyess	685
98-99	Danny Fortson	581
97-98	Dean Garrett	644
96-97	Ervin Johnson	913
95-96	Dikembe Mutombo	871

TOTAL REBOUNDS (CONT.)

94-95	Dikembe Mutombo	1,029
93-94	Dikembe Mutombo	971
92-93	Dikembe Mutombo	1,070
91-92	Greg Anderson	941
90-91	Blair Rasmussen	678
89-90	Fat Lever	734
88-89	Fat Lever	662
87-88	Fat Lever	665
86-87	Fat Lever	729
85-86	Wayne Cooper	610
84-85	Wayne Cooper	631
83-84	Dan Issel	513
82-83	T.R. Dunn	615
81-82	Dan Issel	608
80-81	Dan Issel	676
79-80	Dan Issel	719
78-79	George McGinnis	864
77-78	Dan Issel	830
76-77	Dan Issel	696

STEALS

11-12	Ty Lawson	82
10-11	J.R. Smith	92
09-10	Nenê	115
08-09	K. Martin/Anthony Carter	96
07-08	Allen Iverson	160
06-07	Allen Iverson	90
05-06	Andre Miller	106
04-05	Andre Miller	121
03-04	Andre Miller	142
02-03	Nenê	127
01-02	James Posey	114
00-01	James Posey	93
99-00	James Posey	98
98-99	Antonio McDyess	73
97-98	Bobby Jackson	105
96-97	Ervin Johnson	65
95-96	Bryant Stith	114
94-95	Reggie Williams	114
93-94	Reggie Williams	117
92-93	Reggie Williams	126
91-92	Mark Macon	154
90-91	Michael Adams	147
89-90	Fat Lever	168
88-89	Fat Lever	195
87-88	Fat Lever	223
86-87	Fat Lever	201
85-86	Fat Lever	178
84-85	Fat Lever	202
83-84	T.R. Dunn	173
82-83	T.R. Dunn	143
81-82	T.R. Dunn	135
80-81	Alex English	106
79-80	Bobby Wilkerson	93

STEALS (CONT.)

78-79	George McGinnis	129
77-78	Bobby Jones	137
76-77	Bobby Jones	186

ASSISTS

11-12	Andre Miller	441
10-11	Ty Lawson	377
09-10	Chauncey Billups	409
08-09	Chauncey Billups	491
07-08	Allen Iverson	586
06-07	Allen Iverson	359
05-06	Andre Miller	674
04-05	Andre Miller	569
03-04	Andre Miller	501
02-03	Junior Harrington	277
01-02	Nick Van Exel	365
00-01	Nick Van Exel	600
99-00	Nick Van Exel	714
98-99	Nick Van Exel	368
97-98	Bobby Jackson	317
96-97	Mark Jackson	641
95-96	Jalen Rose	495
94-95	Jalen Rose	389
93-94	Mahmoud Abdul-Rauf	362
92-93	Mahmoud Abdul-Rauf	344
91-92	Winston Garland	411
90-91	Michael Adams	693
89-90	Fat Lever	512
88-89	Fat Lever	559
87-88	Fat Lever	639
86-87	Fat Lever	654
85-86	Fat Lever	584
84-85	Fat Lever	613
83-84	Rob Williams	464
82-83	Alex English	397
81-82	Alex English	433
80-81	Kenny Higgs	408
79-80	John Roche	405
78-79	Charles Scott	428
77-78	Bobby Wilkerson	439
76-77	David Thompson	337

BLOCKED SHOTS

11-12	Kenneth Faried	47
10-11	Nenê	73
09-10	Chris Andersen	143
08-09	Chris Andersen	175
07-08	Marcus Camby	285
06-07	Marcus Camby	231
05-06	Marcus Camby	184
04-05	Marcus Camby	199
03-04	Marcus Camby	187
02-03	Nenê	65
01-02	Raef LaFrentz	153
00-01	Raef LaFrentz	206
99-00	Raef LaFrentz	180

BLOCKED SHOTS (CONT.)

98-99	Antonio McDyess	115
97-98	Dean Garrett	133
96-97	Ervin Johnson	227
95-96	Dikembe Mutombo	332
94-95	Dikembe Mutombo	321
93-94	Dikembe Mutombo	336
92-93	Dikembe Mutombo	287
91-92	Dikembe Mutombo	210
90-91	Blair Rasmussen	132
89-90	Blair Rasmussen	104
88-89	Wayne Cooper	211
87-88	Wayne Cooper	94
86-87	Wayne Cooper	101
85-86	Wayne Cooper	227
84-85	Wayne Cooper	197
83-84	Alex English	95
82-83	Alex English	126
81-82	Alex English	120
80-81	Alex English	100
79-80	Kim Hughes	77
78-79	Kim Hughes	102
77-78	Bobby Jones	126
76-77	Bobby Jones	162

PERSONAL FOULS

11-12	Al Harrington	181
10-11	Nenê	238
09-10	Nenê	281
08-09	Nenê	278
07-08	Carmelo Anthony	253
06-07	Nenê	209
05-06	Carmelo Anthony	229
04-05	Carmelo Anthony	229
03-04	Nenê	280
02-03	Nenê	295
01-02	James Posey	224
00-01	Raef LaFrentz	290
99-00	Antonio McDyess	316
98-99	Danny Fortson	212
97-98	Danny Fortson	314
96-97	Ervin Johnson	288
95-96	Dikembe Mutombo	258
94-95	Dikembe Mutombo	284
93-94	LaPhonso Ellis	304
92-93	LaPhonso Ellis	293
91-92	Dikembe Mutombo	273
90-91	Blair Rasmussen	307
89-90	Blair Rasmussen	300
88-89	Dan Schayes	320
87-88	Dan Schayes	323
86-87	Dan Schayes	266
85-86	Wayne Cooper	315
84-85	Wayne Cooper	304
83-84	Dan Schayes	308
82-83	Alex English	235
81-82	Kenny Higgs	263
80-81	Alex English	255
79-80	George Johnson	260
78-79	George McGinnis	321
77-78	Dan Issel	279
76-77	Ted McClain	255

TOP INDIVIDUAL SCORING GAMES (SINCE 1976-77)

PLAYER	SITE	DATE	W/L	SCORE	PTS
David Thompson	@ Detroit Pistons	4/9/78	L	137-139	73
Michael Adams	vs. Milwaukee Bucks	3/23/91	L	136-140 (OT)	54
Alex English	vs. Houston Rockets	11/19/85	W	127-113	54
Allen Iverson	vs. Los Angeles Lakers	12/5/07	L	107-111	51
Mahmoud Abdul-Rauf	@ Utah Jazz	12/7/95	W	124-119	51
Alex English	@ Miami Heat	3/10/89	L	130-131 (2OT)	51
Kiki Vandeweghe	vs. Detroit Pistons	12/13/83	L	184-186 (3OT)	51
Carmelo Anthony	vs. Houston Rockets	2/7/11	L	103-108	50
Carmelo Anthony	vs. New York Knick	11/27/09	W	128-125	50
Kiki Vandeweghe	vs. San Antonio Spurs	1/11/84	W	163-155	50
Carmelo Anthony	vs. Washington Wizards	2/8/08	W	111-100	49
Kiki Vandeweghe	vs. Phoenix Suns	1/1/83	W	127-125	49
Carmelo Anthony	vs. Sacramento Kings	4/5/08	L	115-118	47
Alex English	@ Golden State Warriors	10/25/85	W	119-105	47
Alex English	vs. Detroit Pistons	12/13/83	L	184-186 (3OT)	47
Dan Issel	vs. New Jersey Nets	1/31/80	W	127-126	47
Antonio McDyess	vs. Vancouver Grizzlies	2/28/99	W	116-112	46
Alex English	vs. Milwaukee Bucks	1/24/87	W	132-122	46
Carmelo Anthony	@ Houston Rockets	3/15/10	L	123-125	45
J.R. Smith	vs. Sacramento Kings	4/13/09	W	118-98	45
Carmelo Anthony	vs. Minn. Timberwolves	12/10/08	W	116-105	45
Carmelo Anthony	vs. Philadelphia 76ers	12/27/05	L	106-108	45
Michael Adams	vs. New Jersey Nets	1/31/91	W	123-119	45
Alex English	@ Sacramento Kings	12/16/86	W	120-119	45
Alex English	vs. Portland Trail Blazers	11/8/84	W	128-125	45
Kiki Vandeweghe	vs. Houston Rockets	3/6/84	W	130-128	45
Alex English	@ Los Angeles Lakers	11/21/82	L	129-143	45
Allen Iverson	vs. Phoenix Suns	3/17/07	W	131-107	44
Allen Iverson	vs. Seattle SuperSonics	12/28/06	W	112-98	44
Nick Van Exel	vs. Milwaukee Bucks	11/1/01	L	101-102	44
Nick Van Exel	@ Los Angeles Clippers	4/15/00	W	115-114 (OT)	44
Michael Adams	@ Sacramento Kings	12/26/90	W	128-112	44
Alex English	vs. Portland Trail Blazers	12/19/85	W	123-118	44
Alex English	vs. Utah Jazz	11/10/84	W	147-135	44
Alex English	vs. Utah Jazz	3/3/84	W	131-122	44
David Thompson	vs. Cleveland Cavaliers	3/1/81	W	137-127	44
David Thompson	@ Phoenix Suns	11/23/80	L	113-131	44
David Thompson	@ Philadelphia 76ers	4/8/79	L	111-112	44
David Thompson	vs. San Antonio Spurs	3/23/77	L	120-122	44
Carmelo Anthony	@ Dallas Mavericks	3/27/09	W	103-101	43
J.R. Smith	@ Chicago Bulls	2/22/08	L	121-135	43
Carmelo Anthony	vs. Phoenix Suns	1/10/06	W	139-137 (3OT)	43
Alex English	@ New Jersey Nets	1/24/89	L	115-117	43
Alex English	vs. San Antonio Spurs	3/5/87	W	121-104	43
Alex English	vs. New Jersey Nets	11/18/86	W	125-112	43
Alex English	vs. New Jersey Nets	1/22/86	W	137-124	43
Kiki Vandeweghe	vs. Phoenix Suns	4/8/84	L	121-126	43
Alex English	@ Detroit Pistons	12/23/82	W	135-127	43
David Thompson	vs. Los Angeles Lakers	3/29/81	W	148-146	43
David Thompson	vs. Seattle Supersonics	11/1/80	W	123-118	43
George McGinnis	@ Houston Rockets	1/9/80	L	112-114	43
Carmelo Anthony	vs. Dallas Mavericks	2/10/11	W	121-120	42
Carmelo Anthony	vs. Memphis Grizzlies	11/1/09	W	133-123	42
Carmelo Anthony	@ Boston Celtics	12/15/06	L	114-119	42
Carmelo Anthony	@ Charlotte Bobcats	12/13/05	W	101-85	42
Jay Vincent	@ Phoenix Suns	1/11/88	L	115-127	42
Alex English	vs. Portland Trail Blazers	2/4/86	W	119-118	42
Alex English	@ Milwaukee Bucks	1/13/86	W	119-115	42
Alex English	vs. Houston Rockets	12/30/85	W	125-122	42
Alex English	vs. Golden State Warriors	4/7/85	W	130-125	42
Kiki Vandeweghe	vs. Seattle SuperSonics	4/3/84	W	124-113	42
Kiki Vandeweghe	vs. Kansas City Kings	1/20/84	W	116-114	42
Alex English	@ Kansas City Kings	3/18/81	W	126-124 (2OT)	42
David Thompson	vs. Indiana Pacers	11/26/77	W	136-123	42
David Thompson	@ New Orleans Jazz	3/26/78	W	109-100	42

TOP INDIVIDUAL SCORING GAMES (SINCE 1976-77)

PLAYER	SITE	DATE	W/L	SCORE	PTS
J.R. Smith	vs. Atlanta Hawks	12/23/09	W	124-104	41
Carmelo Anthony	@ Memphis Grizzlies	12/20/09	L	96-102	41
Carmelo Anthony	@ Portland Trail Blazers	10/29/09	W	97-94	41
Linas Kleiza	vs. Utah Jazz	1/17/08	W	120-109	41
Carmelo Anthony	vs. Seattle SuperSonics	3/30/04	W	124-119	41
Nick Van Exel	@ Charlotte Hornets	3/30/01	W	103-96	41
Nick Van Exel	@ Los Angeles Lakers	4/5/99	L	104-117	41
Michael Adams	vs. Houston Rockets	4/5/91	L	120-126	41
Michael Adams	vs. Golden State Warriors	2/23/91	W	150-145	41
Michael Adams	@ Milwaukee Bucks	1/29/91	W	126-122	41
Walter Davis	vs. Seattle SuperSonics	11/9/90	L	129-135	41
Alex English	vs. Portland Trail Blazers	12/20/88	L	124-127	41
Alex English	vs. New York Knicks	11/29/88	W	139-119	41
Alex English	@ San Antonio Spurs	2/17/87	L	126-131	41
Alex English	vs. Phoenix Suns	2/25/86	W	112-99	41
Alex English	@ Los Angeles Lakers	1/8/85	W	126-124	41
Alex English	vs. Kansas City Kings	2/25/84	W	148-136	41
Kiki Vandeweghe	vs. Dallas Mavericks	2/8/84	L	114-120	41
Kiki Vandeweghe	vs. Seattle SuperSonics	1/3/84	L	110-109	41
Alex English	vs. Golden State Warriors	12/27/82	W	130-128	41
Alex English	@ Indiana Pacers	12/8/82	L	126-130	41
David Thompson	@ San Antonio Spurs	1/2/82	L	133-148	41
George McGinnis	vs. New York Knicks	1/12/79	W	126-119	41
David Thompson	@ New York Knicks	1/31/78	W	119-115	41
David Thompson	@ Houston Rockets	1/12/78	W	109-106	41
Carmelo Anthony	@ Cleveland Cavaliers	2/18/10	W	118-116 (OT)	40
Carmelo Anthony	@ Detroit Pistons	12/10/09	L	99-101	40
J.R. Smith	vs. Washington Wizards	3/20/09	W	116-105	40
Carmelo Anthony	@ Miami Heat	12/9/05	W	100-92	40
Antonio McDyess	vs. Houston Rockets	11/30/00	L	105-109 (OT)	40
Antonio McDyess	@ Houston Rockets	1/20/00	L	115-122	40
Orlando Woolridge	@ Phoenix Suns	11/10/90	L	143-173	40
Alex English	@ Los Angeles Clippers	2/20/87	L	107-121	40
Alex English	vs. Dallas Mavericks	1/31/85	W	121-110	40
Kiki Vandeweghe	vs. Boston Celtics	12/30/82	L	145-132	40
Alex English	@ Dallas Mavericks	11/13/82	W	140-130	40
Kiki Vandeweghe	@ Boston Celtics	2/5/82	L	144-145	40
David Thompson	@ Phoenix Suns	11/23/80	L	113-131	40
Alex English	@ Kansas City Kings	3/20/80	L	105-121	40
David Thompson	@ New Jersey Nets	3/17/78	L	109-111 (OT)	40
Dan Issel	vs. Indiana Pacers	2/22/78	L	96-99	40
David Thompson	@ New Orleans Jazz	4/10/77	L	125-139	40
David Thompson	@ Philadelphia 76ers	3/9/77	L (2OT)	125-129	40
Dan Issel	@ Kansas City Kings	2/25/77	W	130-128	40
David Thompson	@ Portland Trail Blazers	2/8/77	W	119-111	40

50+ GAMES BY PLAYER

2	Carmelo Anthony
2	Alex English
2	Kiki Vandeweghe
1	Mahmoud Abdul-Rauf
1	Michael Adams
1	Allen Iverson
1	David Thompson

40+ GAMES BY PLAYER

33	Alex English
19	Carmelo Anthony
17	David Thompson
11	Kiki Vandeweghe
6	Michael Adams
4	J.R. Smith
4	Nick Van Exel
3	Dan Issel
3	Allen Iverson
3	Antonio McDyess
2	George McGinnis
1	Mahmoud Abdul-Rauf
1	Walter Davis
1	Linas Kleiza
1	Jay Vincent
1	Orlando Woolridge

TOP OPPONENT INDIV. SCORING GAMES (SINCE 1976-77)

PLAYER	TEAM	SITE	DATE	W/L	PTS
Adrian Dantley	Utah	Utah	2/6/81	L	55
Adrian Dantley	Utah	Utah	4/10/82	W	53
George Gervin	San Antonio	San Antonio	1/8/80	W	53
Bernard King	Washington	Washington	12/29/90	W	52
Charles Smith	L.A. Clippers	Denver	12/1/90	W	52
Hakeem Olajuwon	Houston	Denver	4/19/90	L (OT)	52
Michael Jordan	Chicago	Denver	11/26/88	L	52
Kevin Durant	Oklahoma City	Oklahoma City	2/19/12	W (OT)	51
Tracy McGrady	Orlando	Denver	11/14/03	L	51
Kobe Bryant	L.A. Lakers	Denver	2/12/03	W	51
Adrian Dantley	Utah	Denver	1/7/81	W	51
Cliff Robinson	Phoenix	Phoenix	1/16/00	W	50
Jim Jackson	Dallas	Denver	11/26/94	W (OT)	50
Michael Jordan	Chicago	Chicago	3/24/92	W	50
John Drew	Atlanta	Atlanta	12/30/78	W	50
Otis Birdsong	Kansas City	Denver	1/29/80	W	49
World B. Free	San Diego	San Diego	2/2/79	W	49
Hakeem Olajuwon	Houston	Houston	1/30/97	L	48
Karl Malone	Utah	Denver	1/6/90	W	48
Mike Dunleavy	Houston	Houston	12/6/80	W	48
Paul Westphal	Phoenix	Phoenix	11/27/77	W	48
Darius Miles	Portland	Denver	4/19/05	L	47
Scottie Pippen	Chicago	Chicago	2/18/97	W	47
Isiah Thomas	Detroit	Denver	12/13/83	W (3OT)	47
Adrian Dantley	Utah	Utah	11/25/83	W	47
Mark Aguirre	Dallas	Dallas	3/1/85	L	46
Mark Aguirre	Dallas	Dallas	3/24/84	W	46
Ben Gordon	Detroit	Denver	3/21/12	L	45
Tracy McGrady	Houston	Denver	1/9/05	W	45
Paul Pierce	Boston	Boston	1/24/03	W	45
Hakeem Olajuwon	Houston	Houston	3/29/97	W	45
Vernon Maxwell	Houston	Denver	4/5/91	W	45
Rickey Green	Utah	Las Vegas	4/10/84	W	45
Pete Maravich	New Orleans Jazz	New Orleans	4/10/77	W	45
Kevin Durant	Oklahoma City	Oklahoma City	12/25/10	W	44
Dirk Nowitzki	Dallas	Denver	1/13/09	L	44
Ray Allen	Seattle	Seattle	1/23/07	L	44
Quentin Richardson	L.A. Clippers	Los Angeles	12/31/03	W	44
Larry Hughes	Golden State	Golden State	4/9/00	W	44
Isiah Thomas	Detroit	Denver	3/25/83	L	44
Elvin Hayes	Washington	Washington	3/2/77	W (OT)	44
Kevin Love	Minnesota	Denver	12/18/10	L	43
LeBron James	Cleveland	Cleveland	2/18/10	L	43
Tracy McGrady	Orlando	Orlando	3/9/03	W	43
Larry Bird	Boston	Boston	12/5/90	W	43
David Robinson	San Antonio	San Antonio	11/7/90	W	43
Clyde Drexler	Portland	Denver	12/20/88	W	43
Sidney Moncrief	Milwaukee	Denver	11/19/83	L	43
Adrian Dantley	Utah	Utah	11/10/82	W	43
Adrian Dantley	Utah	Denver	11/28/81	L (OT)	43
Phil Smith	Golden State	Denver	11/9/76	L	43

TOP OPPONENT INDIV. SCORING GAMES (SINCE 1976-77)

PLAYER	TEAM	SITE	DATE	W/L	PTS
Michael Redd	Milwaukee	Milwaukee	2/23/08	W	42
Kobe Bryant	L.A. Lakers	Denver	4/6/06	L	42
Jason Richardson	Golden State	Oakland	1/17/05	W	42
Kobe Bryant	L.A. Lakers	Los Angeles	1/2/05	W	42
Kobe Bryant	L.A. Lakers	Los Angeles	2/11/03	W	42
Vince Carter	Toronto	Toronto	12/7/01	W (OT)	42
Rasheed Wallace	Portland	Portland	2/20/01	W	42
David Robinson	San Antonio	Denver	4/16/95	W	42
Kevin Johnson	Phoenix	Phoenix	4/3/94	W	42
Derrick Coleman	New Jersey	New Jersey	2/15/91	W	42
Sherman Douglas	Miami	Denver	12/27/90	W	42
Allen Leavell	Houston	Houston	2/2/83	W	42
Adrian Dantley	Utah	Denver	2/10/82	W	42
Calvin Murphy	Houston	Houston	1/3/81	L	42
Adrian Dantley	Utah	Utah	10/18/80	W	42
World B. Free	San Diego	Denver	3/30/79	L	42
John Williamson	New Jersey	New Jersey	3/17/78	W (OT)	42
Brandon Roy	Portland	Portland	12/25/09	W	41
Al Harrington	New York	Denver	11/27/09	L	41
Amare Stoudemire	Phoenix	Phoenix	3/31/08	W	41
Mike Miller	Memphis	Memphis	3/17/06	W	41
Antawn Jamison	Golden State	Golden State	4/6/03	W	41
Chris Webber	Sacramento	Sacramento	3/9/01	W	41
Mitch Richmond	Sacramento	Sacramento	1/4/96	W	41
Hakeem Olajuwon	Houston	Denver	1/14/95	L	41
Karl Malone	Utah	Utah	4/13/91	W	41
Charles Barkley	Philadelphia	Denver	1/5/91	W	41
Thurl Bailey	Utah	Denver	3/14/88	W	41
Alvin Robertson	San Antonio	Denver	12/21/85	W	41
John Long	Detroit	Denver	12/13/83	W (3OT)	41
Scott Wedman	Kansas City	Kansas City	3/18/81	W (2OT)	41
Moses Malone	Houston	Denver	10/21/80	W	41
George Gervin	San Antonio	Denver	12/11/79	L	41
Nate Williams	New Orleans Jazz	New Orleans	4/10/77	W	41
Russell Westbrook	Oklahoma City	Oklahoma City	2/19/12	W (OT)	40
O.J. Mayo	Memphis	Denver	11/1/09	L	40
Gerald Wallace	Charlotte	Charlotte	1/14/08	W	40
Vince Carter	New Jersey	Denver	1/27/07	W	40
Shaquille O'Neal	L.A. Lakers	Los Angeles	1/22/02	L	40
Shaquille O'Neal	L.A. Lakers	Denver	3/13/00	W	40
Jerry Stackhouse	Detroit	Detroit	3/8/00	W	40
Tracy Murray	Toronto	Toronto	3/18/96	L	40
Dennis Scott	Orlando	Orlando	3/8/91	W	40
Sleepy Floyd	Houston	Denver	2/26/91	W	40
Charles Barkley	Philadelphia	Philadelphia	12/7/90	W	40
Karl Malone	Utah	Utah	11/3/89	W	40
Karl Malone	Utah	Utah	4/12/89	W	40
Isiah Thomas	Detroit	Detroit	1/2/88	L	40
Larry Bird	Boston	Boston	12/9/87	L	40
Michael Jordan	Chicago	Chicago	12/9/86	W	40
Larry Bird	Boston	Denver	2/20/85	L	40
Mickey Johnson	Golden State	Golden State	2/28/84	W (OT)	40
Walter Davis	Phoenix	Phoenix	12/26/83	W (OT)	40
Adrian Dantley	Utah	Denver	10/28/83	L	40
Adrian Dantley	Utah	Utah	2/15/82	L	40
Brian Winters	Milwaukee	Denver	1/22/82	W	40
Adrian Dantley	Utah	Utah	12/4/80	W	40
Walter Davis	Phoenix	Denver	11/24/79	W	40
Billy Knight	Buffalo	Denver	1/25/78	L (OT)	40
Bob Lanier	Detroit	Detroit	2/4/77	W	40



On April 9, 1978, David Thompson became just the second player in NBA history (Wilt Chamberlain) to score more than 72 points in a game as he hit for 73 against the Detroit Pistons on the final day of the regular season at Detroit's Cobo Arena.

DT broke the NBA record for points in a quarter (32 in the 1st) and field goals in a quarter (18 in the 1st).

His 73 points still stand as the most scored by an individual in Nuggets history and are the third-most (Wilt Chamberlain, 100, Kobe Bryant, 81) ever scored in a non-overtime game in NBA annals.

Despite DT's heroics, the Nuggets lost, 139-137.

DENVER NUGGETS (137)

PLAYER	MIN	FG	FGA	FT	FTA	OFF	DEF	REB	AST	PF	STL	TO	BS	PTS
Bobby Jones	15	2	2	0	0	3	3	2	0	0	4	0	0	4
Bobby Wilkerson	32	1	8	0	0	0	5	5	3	5	3	5	1	2
Dan Issel	32	6	9	2	2	3	6	9	10	2	2	4	1	14
DAVID THOMPSON	**43**	**28**	**38**	**17**	**20**	**3**	**4**	**7**	**2**	**2**	**0**	**4**	**1**	**73**
Anthony Roberts	34	5	8	2	2	2	3	5	1	5	3	3	0	12
Bo Ellis	23	2	4	1	1	1	3	4	6	2	0	0	2	5
Tom LaGarde	14	2	5	3	4	0	4	2	0	3	1	2	0	7
Ralph Simpson	24	4	9	1	1	1	2	3	4	2	2	3	0	9
Norman Cook	4	1	1	0	0	1	2	3	1	1	0	0	0	2
Mack Calvin	9	3	4	1	2	0	0	0	0	1	0	1	0	7
Robert Smith	10	1	2	0	0	0	1	1	1	1	0	0	0	2
TOTALS	**240**	**55**	**90**	**29**	**32**	**11**	**33**	**44**	**30**	**24**	**11**	**26**	**5**	**137**

FG Pct.: .611 FT Pct.: .844

DETROIT PISTONS (139)

PLAYER	MIN	FG	FGA	FT	FTA	OFF	DEF	REB	AST	PF	STL	TO	BS	PTS
M.L. Carr	39	10	18	5	6	4	5	9	1	2	2	3	0	25
John Shumate	41	8	11	4	4	1	8	9	1	4	2	1	2	20
Dan Poquette	23	5	7	1	2	2	3	5	0	1	0	1	1	11
Eric Toney	33	11	24	1	1	0	2	2	4	3	3	0	0	23
Chris Ford	35	8	14	3	4	1	3	4	9	3	4	5	0	19
Jim Bostic	15	4	8	2	5	3	1	4	0	0	0	2	0	10
Al Skinner	30	8	12	11	11	3	2	5	3	4	0	2	0	27
Jim Price	24	2	8	0	0	1	1	2	5	4	2	3	0	4
TOTALS	**240**	**55**	**102**	**27**	**33**	**15**	**25**	**40**	**23**	**21**	**13**	**17**	**3**	**139**

FG Pct.: .549 FT Pct.: .818

SCORE BY PERIODS	1	2	3	4	FINAL
Denver	42	41	23	31	137
Detroit	36	33	35	35	139

Attendance: 3,482 Time of Game: 2:02

NUGGETS 20-20 CLUB SINCE 1976-77

PLAYER	OPPONENT	RESULT	DATE	POINTS	REBS
Carmelo Anhony	@ Phoenix	L	11/15/10	20	22
Marcus Camby	@ L.A. Lakers	W	4/3/07	21	20
Marcus Camby	@ Phoenix	L	12/2/05	33	20
Marcus Camby	vs. Memphis	W	11/20/05	21	21
Marcus Camby	@ Seattle (OT)	W	1/18/05	25	24
Raef LaFrentz	vs. Sacramento	W	4/18/01	32	20
Antonio McDyess	vs. Orlando	L	2/26/01	24	21
Antonio McDyess	vs. Vancouver	W	1/17/01	20	20
Antonio McDyess	vs. Houston (OT)	L	11/30/00	40	20
Antonio McDyess	@ L.A. Clippers (OT)	W	4/15/00	30	21
Nick Van Exel	vs. Atlanta	W	11/8/99	23	20*
Danny Fortson	@ Sacramento	L	4/15/99	20	23
Ervin Johnson	@ Dallas	W	4/19/97	21	26
Mark Jackson	vs. New Jersey	W	1/20/97	21	22*
Mahmoud Abdul-Rauf	@ Phoenix (3 OT)	W	11/15/95	30	20*
Dikembe Mutombo	vs. Chicago	W	1/30/93	29	22
Dikembe Mutombo	@ Minnesota	L	2/3/92	39	21
Dikembe Mutombo	vs. Charlotte	W	11/26/91	21	20
Fat Lever	vs. San Antonio	L	4/20/90	20	22
Fat Lever	vs. Golden State	W	2/19/90	29	20
Fat Lever	@ Houston	W	4/5/88	22	21
Fat Lever	vs. Cleveland	W	3/2/88	20	20
Alex English	vs. Kansas City	W	4/17/83	31	20
Dan Issel	vs. San Antonio	W	1/24/81	32	21
George McGinnis	vs. San Antonio	W	12/12/78	38	20
George McGinnis	vs. Phoenix	W	10/25/78	33	24

Total 20-20 games: (25) Antonio McDyess - 4; Marcus Camby - 4; Fat Lever - 4; Dikembe Mutombo - 3; George McGinnis - 2; Mahmoud Abdul-Rauf - 1; Alex English - 1; Danny Fortson - 1; Dan Issel - 1; Mark Jackson - 1; Ervin Johnson - 1; Raef LaFrentz - 1; Nick Van Exel - 1; Carmelo Anthony - 1.

OPPONENTS 20-20 CLUB SINCE 1976-77

PLAYER	TEAM	RESULT	DATE	PTS	REBS
Kevin Love	@ Minnesota	W	3/25/12	30	21
Carlos Boozer	@ Utah ^	L	4/30/10	22	20
Zach Randolph	@ Memphis	L	12/20/09	32	24
Dwight Howard	@ Orlando	W	2/13/08	23	24
Kevin Garnett	@ Minnesota ^	W	4/21/04	20	22
Jermaine O'Neal	@ Indiana	W	11/4/03	25	20
Anthony Mason	@ Charlotte	W	12/11/96	25	21
Karl Malone	@ Utah	L	12/7/95	26	22
David Robinson	San Antonio	L	11/15/94	33	20
Otis Thorpe	Houston	L	1/20/94	24	20
Kevin Willis	@ Atlanta	W	12/11/92	25	22
Scott Skiles	@ Orlando	W	3/8/92	20	20*
Dennis Rodman	@ Detroit	W	1/2/91	34	23
Scott Skiles	@ Orlando	W	12/30/90	22	30*
Charles Barkley	@ Philadelphia	W	12/7/90	40	22
Otis Thorpe	@ Houston	W	11/6/90	21	22
Patrick Ewing	@ New York	L	3/31/90	37	21
Magic Johnson	@ L.A. Lakers	W	11/17/89	24	24*
Roy Tarpley	Dallas	W	4/23/89	20	20
Hakeem Olajuwon	@ Houston	L	3/21/89	36	23
Herb Williams	@ Indiana	W	1/23/89	21	29
John Stockton	Utah	W	3/14/88	24	20*
Jerome Kersey	@ Portland	W	2/12/88	34	20
Charles Barkley	@ Philadelphia	W	3/20/87	26	25
James Donaldson	@ Dallas	W	12/19/86	20	22
Kevin Willis	@ Atlanta	W	3/11/86	39	21
Ralph Sampson	@ Houston	W	2/27/86	31	22
Hakeem Olajuwon	Houston	L	3/5/85	20	25
Maurice Lucas	@ Phoenix	W	12/26/83	29	25
Dan Roundfield	@ Atlanta	L	11/29/83	24	22
Moses Malone	Philadelphia	W	2/1/83	30	24
Larry Smith	@ Golden State	L	3/28/81	23	31
Moses Malone	Houston	L	3/15/81	31	23
Moses Malone	@ Houston	W	2/3/81	38	26
Swen Nater	@ San Diego	W	11/25/80	26	20
Artis Gilmore	@ Chicago	L	11/8/80	22	21
Larry Smith	@ Golden State	W	10/29/80	22	22
Moses Malone	Houston	W	10/21/80	41	26
Swen Nater	@ San Diego	W	3/13/80	21	22
Mark Landsberger	Chicago	L	1/28/79	21	29
Jack Sikma	@ Seattle	L	1/5/79	23	23
Elvin Hayes	Washington	W	12/16/77	33	20
Artis Gilmore	@ Chicago	W	12/13/77	20	26
Moses Malone	@ Houston	L	4/9/77	22	21
Maurice Lucas	Portland	L	2/19/77	35	20
Bob McAdoo	@ Buffalo	W	11/11/76	22	25

* Assists ^ Playoffs

POINTS, REBOUNDS, ASSISTS (63)

PLAYER	POINTS	REBOUNDS	ASSISTS	DATE	OPPONENT
Marcus Camby	13	15	10	3/16/08	vs. Seattle
Carmelo Anthony	31	10	10	2/5/07	vs. Phoenix
Andre Miller	24	10	10	1/26/04	vs. Minnesota
Rodney White	17	12	10	3/24/03	vs. Dallas
James Posey	19	14	10	11/2/02	@ Portland
Robert Pack	12	10	11	4/13/01	vs. Golden State
Mark Jackson	20	10	12	1/28/97	@ Utah
Mark Jackson	15	16	12	1/22/97	vs. Vancouver
Reggie Williams	14	10	11	1/14/95	vs. Houston
Robert Pack	21	10	17	11/26/94	vs. Dallas
Michael Adams	45	11	12	1/31/91	vs. New Jersey
Fat Lever	20	22	11	4/20/90	vs. San Antonio
Fat Lever	17	11	10	3/20/90	vs. L.A. Clippers
Fat Lever	18	12	12	2/25/90	vs. Boston
Fat Lever^	19	14	10	11/9/89	vs. Houston
Fat Lever^	20	14	12	11/8/89	vs. Sacramento
Fat Lever*	20	12	17	4/28/89	@ Phoenix
Fat Lever	15	13	23	4/21/89	@ Golden State
Fat Lever	26	11	11	4/9/89	@ Portland
Fat Lever	24	11	12	3/27/89	@ L.A. Clippers
Fat Lever	17	11	10	3/2/89	vs. Houston
Fat Lever	16	12	16	2/26/89	vs. Philadelphia
Fat Lever	23	13	11	2/2/89	vs. Atlanta
Fat Lever	12	18	10	12/17/88	vs. L.A. Clippers
Fat Lever	15	10	17	12/6/88	@ New York
Fat Lever	17	13	12	11/29/88	vs. New York
Fat Lever*	11	11	12	5/14/88	@ Dallas
Fat Lever	25	19	13	4/17/88	vs. Dallas
Fat Lever	21	10	15	3/31/88	vs. Sacramento
Fat Lever	20	20	12	3/2/88	vs. Cleveland
Fat Lever	15	10	16	2/24/88	@ Utah
Fat Lever	19	13	10	2/12/88	@ Portland
Fat Lever	31	16	12	1/7/88	@ Chicago
Fat Lever	18	11	13	12/9/87	@ Boston
Fat Lever	16	10	10	12/1/87	@ Houston
Fat Lever	21	13	14	11/24/87	vs. New Jersey
Fat Lever	15	12	11	11/21/87	@ L.A. Clippers
Fat Lever	11	10	10	11/6/87	vs. L.A. Clippers
Fat Lever	28	11	10	4/7/87	@ Golden State
Fat Lever	27	13	11	3/21/87	@ Washington
Fat Lever	20	10	15	3/5/87	vs. San Antonio
Fat Lever	15	16	10	3/2/87	vs. Sacramento
Fat Lever	18	12	13	2/24/87	vs. Houston
Fat Lever	10	10	14	2/18/87	vs. L.A. Lakers
Fat Lever	26	14	11	2/3/87	@ Houston
Fat Lever^	24	14	10	1/29/87	vs. Dallas
Fat Lever^	36	12	10	1/26/87	@ Portland
Fat Lever^	25	15	12	1/24/87	vs. Milwaukee
Fat Lever	17	10	10	1/10/87	vs. Phoenix
Fat Lever	23	11	12	1/2/87	vs. Houston
Fat Lever	17	11	14	12/16/86	@ Sacramento
Fat Lever	12	10	10	12/9/86	@ Chicago
Fat Lever	20	10	12	12/3/86	@ Boston
Fat Lever	13	12	14	11/6/86	vs. Utah
Fat Lever	14	12	14	11/27/85	@ Golden State
Fat Lever*	19	16	18	4/30/85	vs. San Antonio
Alex English	22	10	10	3/21/84	vs. Houston
Alex English	33	10	10	12/15/82	@ Milwaukee
Alex English	32	13	10	3/16/82	vs. Utah
Alex English	22	11	15	3/5/82	vs. Washington
George McGinnis	17	16	12	11/27/79	vs. Washington
George McGinnis	20	11	10	11/16/79	vs. L.A. Lakers
Jim Price	14	10	11	2/2/77	vs. Washington

* Playoff Game ^ Consecutive Games

POINTS, REBOUNDS, BLOCKED SHOTS (9)

PLAYER	POINTS	REBOUNDS	BLOCKS	DATE	OPPONENT
Marcus Camby	10	11	10	12/26/07	vs. Milwaukee
Dikembe Mutombo	22	16	10	12/2/95	vs. Minnesota
Dikembe Mutombo	18	18	10	4/2/95	@ Cleveland
Dikembe Mutombo	12	14	11	11/8/94	@ Dallas
Dikembe Mutombo^	13	13	11	4/7/94	vs. Seattle
Dikembe Mutombo^	11	16	11	4/5/94	vs. L.A. Clippers
Dikembe Mutombo	17	13	11	11/26/93	vs. Portland
Dikembe Mutombo	16	21	12	4/18/93	vs. L.A. Clippers
Dikembe Mutombo	21	16	10	3/25/93	vs. Golden State

POINTS, ASSISTS, STEALS (1)

PLAYER	POINTS	ASSISTS	STEALS	DATE	OPPONENT
Fat Lever	13	15	10	3/9/85	vs. Indiana

BY NUMBER

PLAYER	NO
Fat Lever	46 (includes 3 in playoffs)
Dikembe Mutombo	8
Alex English	4
Marcus Camby	2
Mark Jackson	2
George McGinnis	2
Robert Pack	2
Michael Adams	1
Carmelo Anthony	1
Andre Miller	1
James Posey	1
Jim Price	1
Rodney White	1
Reggie Williams	1
Total	**73**

OPPONENTS TRIPLE-DOUBLES

PLAYER	TEAM	NO.
Magic Johnson	LA Lakers	16
Jason Kidd	Dallas-Phoenix-NJ	6
Johnny Moore	San Antonio	3 (1 in playoffs)
Larry Bird	Boston	2
Kevin Garnett	Minnesota	2 (1 in playoffs)
Michael Jordan	Chicago	2
Alvin Robertson	San Antonio	2
Charles Barkley	Houston-Phoenix	2
LeBron James	Cleveland	2
Alvin Adams	Phoenix	1
Mark Aguirre	Dallas	1
Andrew Bynum	L.A. Lakers	1 (playoffs)
Dave Cowens	Boston	1
Baron Davis	Golden State	1
Sleepy Floyd	Houston	1
Rickey Green	Utah	1
Anfernee Hardaway	Phoenix	1
Tim Hardaway	Golden State	1
Grant Hill	Detroit	1
Serge Ibaka	Oklahoma City	1
Marques Johnson	Milwaukee	1
Pete Maravich	New Orleans	1
Rodney McCray	Sacramento	1
Tracy McGrady	Houston	1
Dirk Nowitzki	Dallas	1
Lamar Odom	L.A. Lakers	1
Rajon Rondo	Boston	1
John Salmons	Sacramento	1
Ralph Sampson	Houston	1 (playoffs)
Lonnie Shelton	Seattle	1
Jack Sikma	Seattle	1
Josh Smith	Atlanta	1
Steve Smith	Miami	1
Mychal Thompson	Portland	1
Otis Thorpe	Houston	1
Andrew Toney	Philadelphia	1
Wes Unseld	Washington	1
Antoine Walker	Boston	1
Darrell Walker	Washington	1
Total		**67**

POINTS, REBOUNDS, ASSISTS (67)

PLAYER	TEAM	POINTS	REBOUNDS	ASSISTS	DATE	SITE
Andrew Bynum*	L.A. Lakers	10	13	10 (blocks)	4/29/12	Los Angeles
Serge Ibaka	Oklahoma City	14	15	11 (blocks)	2/19/12	OKC
Dirk Nowitzki	Dallas	34	10	10	3/29/10	Dallas
Rajon Rondo	Boston	11	11	15	3/24/10	Boston
LeBron James	Cleveland	43	13	15	2/18/10	Cleveland
Tracy McGrady	Houston	20	14	10	12/16/08	Houston
Baron Davis	Golden State	20	10	11	4/10/08	Golden State
Jason Kidd	New Jersey	13	11	10	1/25/08	Denver
Josh Smith	Atlanta	22	12	10	1/23/08	Denver
Lamar Odom	L.A. Lakers	17	14	12	4/3/07	Los Angeles
LeBron James	Cleveland	30	10	10	1/19/07	Denver
John Salmons	Sacramento	21	11	10	12/22/06	Denver
Kevin Garnett*	Minnesota	20	22	10	4/21/04	Minnesota
Antoine Walker	Boston	30	12	14	2/12/02	Denver
Anfernee Hardaway	Phoenix	12	10	11	12/29/01	Phoenix
Jason Kidd	Phoenix	14	10	13	12/23/00	Phoenix
Jason Kidd	Phoenix	11	13	11	4/29/99	Denver
Jason Kidd	Phoenix	28	11	13	2/15/99	Denver
Jason Kidd	Phoenix	14	11	11	4/15/98	Phoenix
Kevin Garnett	Minnesota	18	13	10	1/3/98	Minnesota
Charles Barkley	Houston	15	11	12	12/2/97	Houston
Grant Hill	Detroit	23	13	10	3/17/96	Detroit
Jason Kidd	Dallas	26	12	12	2/29/96	Denver
Charles Barkley	Phoenix	26	19	12	4/9/93	Phoenix
Steve Smith	Miami	21	10	12	2/15/93	Miami
Otis Thorpe	Houston	16	13	10	1/14/92	Houston
Magic Johnson	LA Lakers	21	10	11	11/19/90	Denver
Darrell Walker	Washington	10	16	13	3/28/90	Denver
Magic Johnson	LA Lakers	17	11	17	2/21/90	Denver
Tim Hardaway	Golden State	19	10	19	1/8/90	Denver
Larry Bird	Boston	24	12	12	12/8/89	Denver
Magic Johnson	LA Lakers	24	17	17	4/18/89	Los Angeles
Magic Johnson	LA Lakers	20	17	15	4/1/89	Los Angeles
Michael Jordan	Chicago	38	12	11	1/13/89	Chicago
Rodney McCray	Sacramento	20	12	10	12/1/88	Sacramento
Magic Johnson	LA Lakers	14	11	10	4/13/88	Denver
Alvin Robertson	San Antonio	18	13	10	4/8/88	San Antonio
Magic Johnson	LA Lakers	18	10	14	1/21/88	Denver
Sleepy Floyd	Houston	23	13	10	12/19/87	Houston
Ralph Sampson*	Houston	33	17	10	5/6/86	Houston
Alvin Robertson	San Antonio	14	10	10	12/28/85	San Antonio
Magic Johnson	LA Lakers	19	10	12	11/8/85	Los Angeles
Johnny Moore*	San Antonio	17	10	16	4/26/85	San Antonio
Alvin Adams	Phoenix	31	13	11	4/4/85	Phoenix
Andrew Toney	Philadelphia	28	11	12	3/24/85	Philadelphia
Michael Jordan	Chicago	35	14	15	1/14/85	Chicago
Magic Johnson	LA Lakers	21	11	14	12/28/84	Denver
Jack Sikma	Seattle	17	14	10	12/16/84	Denver
Johnny Moore	San Antonio	13	10	16	12/12/84	San Antonio
Rickey Green	Utah	15	10	12	4/22/84	Utah
Magic Johnson	LA Lakers	33	13	16	2/17/84	Los Angeles
Mychal Thompson	Portland	24	16	11	1/6/84	Portland
Marques Johnson	Milwaukee	21	10	11	11/30/83	Milwaukee
Larry Bird	Boston	28	11	10	11/15/83	Denver
Magic Johnson	LA Lakers	29	12	14	11/8/83	Denver
Lonnie Shelton	Seattle	17	10	10	3/18/83	Seattle
Mark Aguirre	Dallas	30	11	16	1/14/83	Dallas
Magic Johnson	LA Lakers	10	10	12	11/21/82	Los Angeles
Magic Johnson	LA Lakers	17	15	13	11/3/82	Denver
Johnny Moore	San Antonio	11	10	13	3/24/82	Denver
Magic Johnson	LA Lakers	22	16	14	1/19/82	Denver
Magic Johnson	LA Lakers	24	10	11	12/4/81	Denver
Magic Johnson	LA Lakers	33	15	17	3/29/81	Los Angeles
Magic Johnson	LA Lakers	20	11	11	11/16/79	Denver
Wes Unseld	Washington	16	11	11	11/18/78	Washington
Dave Cowens	Boston	24	16	10	2/27/77	Boston
Pete Maravich	N.O. Jazz	45	11	10	4/10/77	New Orleans

* Playoffs

HIGHEST SCORING GAME IN NBA HISTORY

An unassuming crowd of 9,655 fans filed into McNichols Arena on Dec. 13, 1983, unaware that they were about to witness NBA history.

On this winter night, the Pistons and Nuggets battled back-and-forth in one of the most exciting games of all time. Detroit, led by All-Star guard Isiah Thomas' 47 points, overcame a horrendous night at the foul line (37-60) and outlasted the Nuggets, 186-184, in triple overtime. The game still stands as the highest scoring contest in league history.

What makes that mark even more incredible is that only two three-point field goals were made the entire night.

In all, six NBA records were broken including: most points, both teams, game (370); most points, one team, game (Detroit, 186); most players with 40-or-more-points, game (4); most field goals made, both teams, game (142); most field goals made, one team, game (Detroit, 74) and most assists, both teams, game (93).

All six still stand today.

DETROIT PISTONS (186)

PLAYER	MIN	FG	FGA	3FG	3FGA	FT	FTA	REB	A	PTS
Kelly Tripucka	39	14	25	0	0	7	9	4	2	35
Cliff Levingston	13	1	2	0	0	0	0	2	0	2
Bill Laimbeer	47	6	10	0	0	5	9	12	6	17
Isiah Thomas	52	18	34	1	2	10	19	5	17	47
John Long	46	18	25	0	0	5	6	6	8	41
Terry Tyler	28	8	15	0	0	2	3	8	1	18
Vinnie Johnson	21	4	12	0	0	4	5	5	8	12
Earl Cureton	34	3	6	0	0	3	5	7	2	9
Ray Tolbert	15	1	4	0	0	1	4	6	2	3
Walker Russell	6	1	2	0	0	0	0	0	1	2
Kent Benson	13	0	1	0	0	0	0	1	0	0
David Thirdkill	1	0	0	0	0	0	0	0	0	0
TOTALS	**315**	**74**	**136**	**1**	**2**	**37**	**60**	**56**	**47**	**186**

FG Pct.:(.544), FT Pct.:(.617). Team Rebounds: 16

DENVER NUGGETS (184)

PLAYER	MIN	FG	FGA	3FG	3FGA	FT	FTA	REB	A	PTS
Alex English	50	18	30	0	0	11	13	12	7	47
Kiki Vandeweghe	50	21	29	0	0	9	11	9	8	51
Dan Issel	35	11	19	0	1	6	8	8	5	28
Rob Williams	21	3	8	0	0	3	4	3	5	9
T.R. Dunn	36	3	3	0	0	1	2	4	2	7
Mike Evans	40	7	13	0	0	2	2	2	7	16
Richard Anderson	14	5	6	1	1	2	3	5	1	13
Danny Schayes	24	0	1	0	0	11	12	7	2	11
Bill Hanzlik	38	0	4	0	0	2	2	7	7	2
Howard Carter	4	0	1	0	0	0	0	0	1	0
Ken Dennard	3	0	1	0	0	0	0	0	1	0
TOTALS	**315**	**68**	**115**	**1**	**2**	**47**	**57**	**57**	**46**	**184**

FG Pct.:(.591), FT Pct.:(.825). Team Rebounds: 13

SCORE BY PERIODS	1ST	2ND	3RD	4TH	1 OT	2 OT	3 OT	FINAL
Detroit	38	36	34	37	14	12	15	186
Denver	34	40	39	32	14	12	13	184

Officials: Joe Borgia and Jesse Hall.
Attendance: 9,655
Time of Game: 3:11

NUGGETS TOP TEAM SCORING GAMES (REGULAR SEASON)

POINTS	OPPONENT	DEN-OPP	DATE
184	vs. Detroit	184-186 (3OT)#	12/13/83
168	vs. Seattle	168-116	3/16/08
163	vs. San Antonio	163-155	1/11/84
162	vs. Portland	162-143	2/13/81
158	vs. Golden State	158-162	11/ 2/90
156	vs. San Antonio	156-142	11/20/87
156	vs. San Antonio*	156-144	3/8/75
155	vs. Indiana	155-150 (OT)	12/28/82
154	@ San Antonio	154-157	4/15/84
154	vs. Utah	154-138	3/16/82
153	@ San Antonio	153-161	11/7/90
153	@ Texas Chaparrals*	153-158 (3OT)	3/5/71
152	vs. L.A. Stars*	152-116	4/15/70
152	vs. Dallas Chaparrals*	152-113	4/8/70

TOP TEAM SCORING GAMES VS. DENVER (REGULAR SEASON)

POINTS	OPPONENT	DEN-OPP	DATE
186	Detroit	184-186 (3OT)#	12/13/83
173	@ Phoenix	143-173	11/10/90
162	Golden State	158-162	11/2/90
161	@ San Antonio	153-161	11/7/90
161	@ Washington	133-161	12/29/90
158	@ Texas Chaparrals*	155-158 (3OT)	3/5/71
157	@ San Antonio	154-157	4/15/84
156	Houston	133-156	1/10/90
156	@ Portland	116-156	11/22/83
155	Orlando	116-155	12/30/90
155	@ Portland	129-155	11/13/90
155	San Antonio	163-155	1/11/84
155	@ Virginia Squires*	111-155	10/26/73
153	Phoenix	118-153	4/16/90
153	@ L.A. Lakers	128-153	4/9/82
152	@ Golden State	107-152	11/7/81

* Signifies an ABA game
\# Highest scoring game in NBA history

BIGGEST WINS (REGULAR SEASON)

MARGIN	OPPONENT	DEN-OPP	DATE	SITE
52	Seattle	168-116	3/16/08	Denver
46	L.A. Clippers	139-93	11/6/87	Denver
42	Seattle	138-96	2/27/08	Seattle
44	Utah Stars*	145-101	11/5/74	Denver
40	Charlotte	120-80	3/2/11	Denver
39	Golden State	123-84	4/9/12	Denver
39	Toronto	132-93	12/2/08	Denver
39	Portland	107-68	11/4/05	Denver
39	L.A. Clippers	134-95	12/11/85	Denver
39	Dallas Chaparrals*	152-113	4/8/70	Denver
38	L.A. Clippers	118-80	2/21/95	Denver
37	Houston	130-93	1/19/83	Denver

BIGGEST ROAD WINS (REGULAR SEASON)

MARGIN	OPPONENT	DEN-OPP	DATE
42	@ Seattle	138-96	2/27/08
33	@ Sacramento	118-85	12/6/08
33	@ Chicago	124-91	11/20/79
31	@ Miami	135-104	12/23/89
30	@ Washington	117-87	3/9/04
29	@ Minnesota	131-102	4/26/12
29	@ Sacramento	122-93	1/25/12
29	@ L.A. Lakers	113-84	11/12/93
28	@ New Jersey	122-94	11/4/09
25	@ Sacramento	108-83	2/4/94
25	@ Chicago	109-84	2/18/94
23	@ Minnesota	110-87	4/5/09
23	@ San Antonio	100-77	4/18/07
23	@ New York	123-100	12/16/06

BIGGEST LOSSES (REGULAR SEASON)

MARGIN	OPPONENT	DEN-OPP	DATE	SITE
48	Milwaukee	95-143	3/26/80	Milwaukee
47	Seattle	99-146	1/15/91	Seattle
45	Golden State	107-152	11/7/81	Oakland
44	New Jersey	70-114	2/7/09	New Jersey
44	Portland	63-107	4/16/97	Portland
44	Kansas City	102-146	12/22/82	Kansas City
44	Virginia Squires*	111-155	10/26/73	Virginia
42	New York Nets*	86-128	11/23/73	Denver
41	Utah	88-129	2/1/95	Utah
41	Phoenix	88-129	12/27/92	Phoenix

BIGGEST HOME LOSSES (REGULAR SEASON)

MARGIN	OPPONENT	DEN-OPP	DATE
42	New York Nets*	86-128	11/23/73
39	Chicago	72-111	2/2/98
38	Boston	76-114	2/23/09
38	Indiana	92-130	12/30/90
35	Phoenix	118-153	4/16/91
33	New Jersey	87-120	1/27/98
33	Utah	99-132	12/30/98
32	Washington	75-107	3/20/02
31	Detroit	66-97	3/6/04
30	Dallas	102-132	1/29/87

*Signifies an ABA game

NUGGETS ALL-TIME STREAKS

LONGEST WINNING STREAKS

15	12/20/69 - 1/25/70
12	3/10 - 4/2/82
11	2/24 - 3/15/83
10	3 times, last 3/30 - 4/13/05
9	twice, last 11/6/84 - 11/27/84

LONGEST HOME WINNING STREAKS

28	12/27/75 - 3/21/76
26	10/19/74 - 2/1/75
20	1/9 - 3/30/85
19	twice, last 1/28 - 4/20/89
17**	3/11 - 11/27/09

LONGEST ROAD WINNING STREAKS

7	11/28 - 12/15/75
6	3/23 - 4/11/88
5	5 times, last 1/17 - 1/31/12
4	5 times, last 11/26 - 12/15/08

LONGEST LOSING STREAKS

23	12/9/97 - 1/23/98
16	2/12 - 3/10/98
14	2/6 - 3/5/03
14	12/5/92 - 1/5/93
12	10/31 - 11/25/97

LONGEST HOME LOSING STREAKS

11	12/16/97 - 1/29/98
10*	4/1/97 - 11/28/97
7	2/6 - 3/2/03
7	2/13 - 3/10/98
6	twice, last 12/26/96 - 1/13/97

LONGEST ROAD LOSING STREAKS

25***	2/5 - 11/27/91
24****	3/19/98 - 4/5/99
22	11/1/97 - 1/23/98
16	1/6/ - 3/5/03
15	11/28/79 - 1/16/80

* Includes 5 games in '96-97 (4/1-4/17) and 5 games in '97-98 (10/31-11/22).
** Includes 10 games in '08-09 (3/11-4/13) and 7 games in '09-10 (10/28-11/27).
*** Includes 20 games in '90-91 (2/5-4/21) and 5 games in '91-92 (11/8-11/27).
**** Includes 7 games in '97-98 (3/19-4/19) and 17 games in '98-99 (2/5-4/5).

NUGGETS STREAKS SINCE JOINING THE NBA IN 1976-77

LONGEST WINNING STREAKS

12	3/10 - 4/2/82
11	2/24 - 3/15/83
10	3 times, last 3/30 - 4/13/05
9	11/6 - 11/27/84
8	4 times, last 1/11 - 1/27/10

LONGEST HOME WINNING STREAKS

20	1/9 - 3/30/85
19	1/28 - 4/20/89
17	3/11 - 11/27/09
15	10/22 - 12/23/76
13	2 times, last 3/17 - 11/12/88

LONGEST ROAD WINNING STREAKS

6	3/23 - 4/11/88
5	4 times, last 1/17 - 1/31/12
4	4 times, last 11/26 - 12/15/08
3	several times, last 3/10 - 3/16/11

LONGEST WINNING STREAKS TO START SEASON

8	10/22 - 11/9/76
6	10/25 - 11/7/85
5	10/28 - 11/4/09

LONGEST LOSING STREAKS

23	12/9/97 - 1/23/98
16	2/12 - 3/10/98
14	2/6 - 3/5/03
14	12/5/92 - 1/5/93
12	10/31 - 11/25/97

LONGEST HOME LOSING STREAKS

11	12/16/97 - 1/29/98
10	4/1/97 - 11/28/97
7	2/6 -3/2/03
7	2/13 - 3/10/98
6	twice, last 12/26/96 - 1/13/97

LONGEST ROAD LOSING STREAKS

25	2/5 - 11/27/91
24	3/19/98 - 4/5/99
22	11/1/97 - 1/23/98
16	1/6 - 3/5/03
15	11/28/79 - 1/16/80

LONGEST LOSING STREAKS TO START SEASON

12	10/31 - 11/25/97
7	11/2 - 11/13/90
7	10/13 - 10/24/79

LONGEST YEAR-BY-YEAR STREAKS

YEAR	WINNING	DATES	LOSING	DATES
1967-68	7	1/4 - 1/27	4	11/19 - 11/24
1968-69	6	12/22 - 1/4	4	2 times
1969-70	15	12/20 - 1/25	7	10/19 - 10/28
1970-71	3	2/5 - 2/7	8	3/10 - 3/25
1971-72	3	2 times	5	3 times
1972-73	6	2/16 - 2/25	6	1/16 - 1/23
1973-74	5	11/6 - 11/17	7	3/7 - 3/16
1974-75	10	12/20 - 1/10	2	2 times
1975-76	9	11/28 - 12/15	3	3/10 - 3/12
1976-77	8	10/22 - 11/9	3	3/9 - 3/13
1977-78	10	12/26 - 1/17	5	12/13 - 12/23
1978-79	7	3/14 - 3/30	6	11/11 - 11/22
1979-80	3	1/31 - 2/9	7	2 times
1980-81	4	2/24 - 3/4	6	12/13 - 12/26
1981-82	12	3/10 - 4/2	7	12/1 - 12/15
1982-83	11	2/24 - 3/15	3	2 times
1983-84	3	4 times	6	2/4 - 2/16
1984-85	9	11/6 - 11/27	3	5 times
1985-86	6	2/15 - 2/25	4	1/15 - 1/21
1986-87	4	11/18 - 11/26	5	12/30 - 1/7
1987-88	10	3/20 - 4/11	3	2 times
1988-89	5	2 times	5	4/9 - 4/18
1989-90	7	11/18 - 12/2	5	3/22 - 3/30
1990-91	6	1/21 - 2/2	10	3/30 - 4/18
1991-92	3	2 times	11	3/24 - 4/13
1992-93	3	5 times	14	12/5 - 1/5
1993-94	5	12/21 - 12/30	5	12/11 - 12/18
1994-95	4	4 times	5	2/7 - 2/18
1995-96	5	12/2 - 12/11	6	2 times
1996-97	3	12/18 - 12/23	10	2 times
1997-98	2	3/12 - 3/14	23	12/9 - 1/23
1998-99	2	3 times	7	2 times
1999-00	4	2 times	7	3/5 - 3/14
2000-01	5	12/30 - 1/9	5	2 times
2001-02	3	2 times	7	3/9 - 3/21
2002-03	3	11/22 - 11/26	14	2/6 - 3/2
2003-04	6	11/25 - 12/5	5	2/20 - 2/28
2004-05	10	3/30 - 4/15	6	12/17 - 12/27
2005-06	7	1/14 - 1/25	4	3 times
2007-08	6	11/9 - 11/20	3	3 times
2008-09	8	3/25 - 4/8	3	3 times
2009-10	8	1/11 - 1/27	3	3 times
2010-11	7	11/20 - 12/5	3	2 times
2011-12	6	1/17 - 1/29	5	2/3 - 2/11

TOP 2ND HALF COMEBACKS (FROM HALFTIME DEFICITS)

PTS	OPPONENT	DATE	TRAILED	FINAL
19	Kansas City	11/27/81	55-74	123-115
18	@ L.A. Clippers	10/31/08	37-55	113-103 (OT)
18	@ Indiana	11/10/07	56-74	113-106
18	@ Miami	12/15/94	39-57	101-99
17	@ Charlotte	3/30/01	48-65	103-96
17	Phoenix	2/24/85	49-66	117-107
16	@ Dallas	1/31/04	37-53	107-102
15	@ Sacramento	12/23/07	51-66	106-105
15	Houston	11/4/88	49-64	120-117
15	Houston	4/29/88	63-78	132-125
14	Sacramento	2/1/10	50-64	112-109 (OT)
14	Portland	4/19/05	56-70	119-115
14	Houston	12/26/03	51-37	105-104
14	Phoenix	11/2/99	47-61	107-102 (OT)
14	Golden State	3/28/81	71-85	142-139
14	@ Dallas	3/1/85	60-74	141-140 (OT)
14	@ Atlanta	12/10/88	61-75	133-130
14	@ Portland	3/26/95	43-57	102-98
13	Phoenix	12/12/09	47-60	105-99
13	Sacramento	2/21/00	49-62	123-117 (OT)
13	Sacramento	12/16/99	44-57	116-106
13	@ New Jersey	1/6/88	47-60	98-83

PLAYOFFS

PTS	OPPONENT	DATE	TRAILED	FINAL
10	Seattle (Rd. 1, Gm. 1)	4/29/88	56-66	126-123
8	Dallas (Rd. 2, Gm. 3)	5/14/88	53-61	107-105

TOP 4TH QUARTER COMEBACKS (FROM END OF 3RD QUARTER DEFICITS)

PTS	OPPONENT	DATE	TRAILED	FINAL
17	Seattle	11/13/87	81-98	117-109
15	@ Dallas	3/1/85	85-100	141-140 (OT)
13	L.A. Clippers	11/22/02	49-62	72-70
13	@ Golden State	3/28/81	104-117	142-139
12	@ Milwaukee	1/28/05	68-80	106-100
12	Milwaukee	2/26/99	69-81	96-95
11	Philadelphia	12/26/08	68-79	105-101
11	@ Washington	3/17/98	59-70	90-89
11	San Antonio	4/19/91	90-101	125-122
10	@ Memphis	3/18/09	81-91	111-109
10	@ Sacramento	12/23/07	77-87	106-105
10	L.A. Lakers	2/22/99	78-88	117-113 (OT)
10	@ New Jersey	3/17/78	73-83	111-109 (OT)
10	@ L.A. Lakers	11/2/80	91-101	123-121
10	@ L.A. Clippers	11/27/92	79-89	109-106
10	L.A. Clippers	4/20/94	66-76	100-85
10	@ Sacramento	12/23/08	77-87	106-105

PLAYOFFS

PTS	OPPONENT	DATE	TRAILED	FINAL
10	Seattle (Rd. 1, Gm. 1)	4/29/88	84-94	126-123
9	@Dallas (Rd. 2, Gm. 3)	5/14/88	78-87	107-105
7	Utah (Rd. 2, Gm. 6)	5/19/94	67-74	94-91
6	Houston (Rd. 2, Gm. 4)	5/4/86	74-80	114-111 (OT)
5	Seattle (Rd. 1, Gm. 4)	5/5/94	58-63	94-85 (OT)

FROM HALFTIME

PTS	OPPONENT	DATE	HALFTIME	FINAL
34	@ Utah	11/27/96	70-36	103-107
23	Dallas	11/26/94	66-43	122-123 (OT)
20	@ L.A. Clippers	4/4/06	77-57	109-111
19	@ Phoenix	3/31/08	70-51	117-132
18	Phoenix	5/2/89	72-54	121-130
15	Milwaukee	1/21/89	63-48	107-116
14	Minnesota	11/29/09	64-50	100-106
14	@ Milwaukee	2/23/08	64-50	109-115
14	Milwaukee	11/1/01	63-49	101-102
14	@ Houston	4/14/98	53-39	88-94
14	Philadelphia	3/9/77	60-46	125-129 (2OT)
14	Utah	2/14/89	60-46	105-119
13	Portland	1/26/77	54-41	102-107
13	@ Cleveland	12/4/90	70-57	117-121
12	@ Memphis	1/31/12	49-37	97-100 (OT)
12	@ Houston	12/6/80	62-50	108-111
12	Phoenix	4/8/84	73-61	121-126
12	Sacramento	3/2/87	61-49	114-117
12	@ Sacramento	11/5/93	62-50	100-109
12	@ Memphis	2/13/11	67-55	108-116
12	@ Phoenix	11/15/10	58-46	94-100

START OF 4TH QUARTER

PTS	OPPONENT	DATE	LED	FINAL
17	Minnesota	2/5/00	70-53	97-105 (OT)
15	@ Dallas	3/20/81	105-90	125-126
14	Atlanta	12/6/06	75-61	96-98
13	@ Utah	11/27/96	85-72	103-107
13	@ Golden State	3/23/86	98-85	111-113
13	Phoenix	5/2/89	101-88	121-130
13	@ Sacramento	11/5/93	88-75	100-108
11	LA Lakers	2/25/04	88-77	111-112
11	Chicago	11/24/90	120-109	145-151
11	Minnesota	3/31/92	88-77	114-121 (OT)
11	Boston	3/18/93	86-75	101-105
10	@ New York	11/6/07	92-82	112-119
10	@ Toronto	3/19/98	77-67	103-104 (OT)
10	@ Sacramento	3/7/88	74-64	114-116 (OT)
10	LA Clippers	11/14/89	102-92	121-129
10	Utah	1/6/90	88-78	120-123 (OT)
10	LA Clippers	11/28/92	89-79	119-121

POINTS

DEN:	168	vs. Seattle, 3/16/08
OPP:	133	Phoenix, 11/28/10

POINTS, HALF (REGULATION ONLY)

DEN:	84	vs. Seattle (2nd), 3/16/08
	84	vs. Seattle (1st), 3/16/08
OPP:	76	Phoenix (2nd), 11/28/10

POINTS, QUARTER

DEN:	48	vs. Seattle, 3/16/08
OPP:	44	Twice, last by Phoenix (4th), 11/28/10

REBOUNDS

DEN:	66	vs. San Antonio, 10/29/03
OPP:	60	San Antonio, 10/29/03

OFFENSIVE REBOUNDS

DEN:	27	vs. Houston, 12/20/07 (2OT)
	27	vs. Sacramento, 4/18/01
OPP:	24	Cleveland, 12/2/03

DEFENSIVE REBOUNDS

DEN:	47	vs. Minnesota, 2/5/00 (OT)
	45	3 times, last vs. Boston, 2/24/11
OPP:	44	New Jersey, 3/1/00

ASSISTS

DEN:	44	vs. Seattle, 3/16/08
OPP:	36	Phoenix, 1/10/06 (3OT)
	35	L.A. Lakers, 2/25/04

FIELD GOAL PERCENTAGE

DEN:	.640 (48-75)	vs. Memphis, 3/6/06
OPP:	.590 (36-61)	Utah, 11/20/01

FIELD GOALS MADE

DEN:	61	vs. Seattle, 3/16/08
OPP:	52	Phoenix, 11/28/10

FIELD GOALS ATTEMPTED

DEN:	112	vs. Houston, 12/20/07 (2OT)
	108	vs. Sacramento, 4/18/01
OPP:	112	Washington, 12/18/06

3-POINT FG PERCENTAGE

DEN:	.750 (6-8)	vs. Memphis, 3/6/06
OPP:	.778 (14-18)	Twice, last by Detroit, 3/21/12

3-POINT FIELD GOALS MADE

DEN:	19	vs. Minnesota, 4/9/11
OPP:	20	New Jersey, 1/11/12

3-POINT FG ATTEMPTS

DEN:	38	vs. Minnesota, 4/9/11
OPP:	35	Twice, last by New Jersey, 1/11/12

FREE THROW PERCENTAGE

DEN:	.960 (24-25)	vs. Philadelphia, 12/26/08
OPP:	1.000 (7-7)	4 times, last by Detroit, 3/12/11

FREE THROWS MADE

DEN:	48	vs. Milwaukee, 12/30/00
OPP:	37	Minnesota, 2/5/00 (OT)

FREE THROWS ATTEMPTED

DEN:	60	vs. Milwaukee, 12/30/00
OPP:	49	Minnesota, 2/5/00 (OT)
	46	Washington, 3/22/05

STEALS

DEN:	18	vs. Dallas, 2/10/06
OPP:	19	San Antonio, 2/9/00

TURNOVERS

DEN:	32	vs. New Jersey, 1/27/03
OPP:	30	Cleveland, 1/17/03

BLOCKED SHOTS

DEN:	16	4 times. last vs. Milwaukee, 11/19/03
OPP:	18	Golden State, 4/13/01

PERSONAL FOULS

DEN:	52	vs. Seattle, 3/16/08
OPP:	41	Milwaukee, 12/30/00

MARGIN OF VICTORY

DEN:	52 (168-116)	vs. Seattle, 3/16/08
OPP:	38 (76-144)	Boston, 2/23/09

POINTS

DEN:	51	Allen Iverson vs. LAL, 12/5/07
OPP:	51	twice, last by Tracy McGrady, Orl.,11/14/03

POINTS, HALF

DEN:	36	Carmelo Anthony vs. Min. (2nd), 12/10/08
OPP:	36	Kobe Bryant, LAL, (1st), 2/12/03

POINTS, QUARTER

DEN:	33	Carmelo Anthony vs. Min. (3rd), 12/10/08
OPP:	24	Darius Miles, Por, (2nd), 4/19/05

REBOUNDS

DEN:	24	twice, last by Marcus Camby vs. Utah, 1/17/08
OPP:	22	Dikembe Mutombo, Hou., 3/2/07

OFFENSIVE REBOUNDS

DEN:	12	Carmelo Anthony vs. Hou., 12/20/07 (2OT)
	11	Zendon Hamilton vs. Sea., 1/18/02
OPP:	12	Jeff Foster, Ind., 12/2/06

DEFENSIVE REBOUNDS

DEN:	20	Marcus Camby vs. Atl., 1/23/08
OPP:	16	twice, last by Amar'e Stoudemire, Phx., 2/3/09

ASSISTS

DEN:	20	3 times, last by Andre Miller vs. Mia., 12/8/06
OPP:	18	twice, last by T.J. Ford, Tor., 11/18/06

MOST FIELD GOALS MADE, NO MISSES

DEN:	12	Nenê vs. Utah, 1/25/09
OPP:	8	twice, last by Drew Gooden, Dal., 12/27/09

FIELD GOALS MADE

DEN:	19	3 times, last by Carmelo Anthony, vs. Sac., 4/5/08
OPP:	20	Tracy McGrady, Orl., 11/14/03

FIELD GOALS ATTEMPTED

DEN:	32	Carmelo Anthony vs. Hou., 12/20/07 (2OT)
	32	Nick Van Exel vs. Mil., 11/1/01
OPP:	33	Darius Miles, Por., 4/19/05

MOST 3-POINT FGS MADE, NO MISSES

DEN:	4	twice, last by Voshon Lenard vs. NO, 12/16/03
OPP:	6	Stephen Curry, GS, 1/5/10

3-POINT FIELD GOALS MADE

DEN:	11	J.R. Smith vs. Sac., 4/13/09
OPP:	8	Raja Bell, Phx., 1/10/06 (3OT)
	8	3 times, last by Ray Allen, Sea., 12/29/05

3-POINT FG ATTEMPTS

DEN:	18	J.R. Smith vs. Sac., 4/13/09
OPP:	15	Raja Bell, Phx., 1/10/06 (3OT)
	14	Ray Allen, Sea., 12/29/06

MOST FREE THROWS MADE, NO MISSES

DEN:	17	Chauncey Billups vs. Mil., 3/20/10
OPP:	12	3 times, last by Dirk Nowitzki, Dal., 1/13/09

FREE THROWS MADE

DEN:	19	Carmelo Anthony vs. Hou., 12/16/09
OPP:	18	Kobe Bryant, LAL, 2/12/03

FREE THROWS ATTEMPTED

DEN:	20	twice, last by Carmelo Anthony vs. Hou., 12/16/09
OPP:	21	Allen Iverson, Phi., 12/4/00

STEALS

DEN:	7	Kenyon Martin vs. Phx., 1/15/09 (OT)
	7	3 times, last by Allen Iverson vs. Sea.,10/31/07
OPP:	8	Tim Duncan, SA, 2/9/00

BLOCKED SHOTS

DEN:	10	Marcus Camby vs. Mil., 12/26/07
OPP:	8	3 times, last by Larry Sanders, MIL, 12/1/10

MINUTES

DEN:	57	Allen Iverson vs. Hou., 12/20/07 (2OT)
	48	twice, last by Allen Iverson vs. LAL, 12/5/07
OPP:	58	Raja Bell, Phx., 1/10/06 (3OT)
	48	twice, last by Allen Iverson, Phi., 12/28/01

DENVER NUGGETS

PLAYOFF RECORDS

1976-77

RECORD: 50-32 PCT: .610 PLACE: 1ST

WESTERN CONFERENCE SEMIFINALS (ELIMINATED 2-4)

4/20/77 Portland 101, @Denver 100
4/22/77 @Denver 121, Portland 110
4/24/77 @Portland 110, Denver 106
4/26/77 @Portland 105, Denver 96
5/1/77 @Denver 114, Portland 105
5/2/77 @Portland 108, Denver 92

1977-78

RECORD: 48-34 PCT: .585 PLACE: 1ST

WESTERN CONFERENCE SEMIFINALS (WON 4-3)

4/18/78 @Denver 119, Milwaukee 103
4/21/78 @Denver 127, Milwaukee 111
4/23/78 @Milwaukee 143, Denver 112
4/25/78 Denver 118, @Milwaukee 104
4/28/78 Milwaukee 117, @Denver 112
4/30/78 @Milwaukee 119, Denver 91
5/3/78 @Denver 116, Milwaukee 110

WESTERN CONFERENCE FINALS (ELIMINATED 2-4)

5/5/78 @Denver 116, Seattle 107
5/7/78 Seattle 121, @Denver 112
5/10/78 @Seattle 105, Denver 91
5/12/78 @Seattle 100, Denver 94
5/14/78 @Denver 123, Seattle 114
5/17/78 @Seattle 123, Denver 108

1978-79

RECORD: 47-35 PCT: .573 PLACE: 2ND

WESTERN CONFERENCE MINI-SERIES (ELIMINATED 1-2)

4/10/79 @Denver 110, Los Angeles 105
4/13/79 @Los Angeles 121, Denver 109
4/15/79 Los Angeles 112, @Denver 111

1979-80 (NOT IN PLAYOFFS)

RECORD: 30-52 PCT: .366 PLACE: 3RD

1980-81 (NOT IN PLAYOFFS)

RECORD: 37-45 PCT: .451 PLACE: 4TH

1981-82

RECORD: 46-36 PCT: .561 PLACE: 2ND

WESTERN CONFERENCE MINI-SERIES (ELIMINATED 1-2)

4/20/82 @Denver 129, Phoenix 113
4/23/82 @Phoenix 126, Denver 110
4/24/82 Phoenix 124, @Denver 119

1982-83

RECORD: 45-37 PCT: .549 PLACE: 2ND

WESTERN CONFERENCE MINI-SERIES (WON 2-1)

4/19/83 @Phoenix 121, Denver 108
4/21/83 @Denver 113, Phoenix 99
4/24/83 Denver 117, @Phoenix 112 (OT)

WESTERN CONFERENCE SEMIFINALS (ELIMINATED 1-4)

4/26/83 @San Antonio 152, Denver 133
4/27/83 @San Antonio 126, Denver 109
4/29/83 San Antonio 127, @Denver 126 (OT)
5/2/83 @Denver 124, San Antonio 114
5/4/83 @San Antonio 145, Denver 105

1983-84

RECORD: 38-44 PCT: .463 PLACE: 3RD

WESTERN CONFERENCE FIRST ROUND (ELIMINATED 2-3)

4/17/84 @Utah 123, Denver 121
4/19/84 Denver 132, @Utah 116
4/22/84 @Denver 121, Utah 117
4/24/84 Utah 129, @Denver 124
4/26/84 @Utah 127, Denver 111

1984-85

RECORD: 52-30 PCT: .634 PLACE: 1ST

WESTERN CONFERENCE FIRST ROUND (WON 3-2)

4/18/85 @Denver 141, San Antonio 111
4/20/85 San Antonio 113, @Denver 111
4/23/85 Denver 115, @San Antonio 112
4/26/85 @San Antonio 116, Denver 111
4/28/85 @Denver 126, San Antonio 99

WESTERN CONFERENCE SEMIFINALS (WON 4-1)

4/30/85 @Denver 130, Utah 113
5/2/85 @Denver 131, Utah 123 (OT)
5/4/85 @Utah 131, Denver 123
5/5/85 Denver 125, @Utah 118
5/7/85 @Denver 116, Utah 104

WESTERN CONFERENCE FINALS (ELIMINATED 1-4)

5/11/85 @L.A. Lakers 139, Denver 122
5/14/85 Denver 136, @L.A. Lakers 114
5/17/85 L.A. Lakers 136, @Denver 118
5/19/85 L.A. Lakers 120, @Denver 116
5/22/85 @L.A. Lakers 153, Denver 109

1985-86

RECORD: 47-35 PCT: .573 PLACE: 2ND

WESTERN CONFERENCE FIRST ROUND (WON 3-1)

4/18/86 @Denver 133, Portland 126
4/20/86 Portland 108, @Denver 106
4/22/86 Denver 115, @Portland 104
4/24/86 Denver 116, @Portland 112

WESTERN CONFERENCE SEMIFINALS (ELIMINATED 2-4)

4/26/86 @Houston 126, Denver 119
4/29/86 @Houston 119, Denver 101
5/2/86 @Denver 116, Houston 115
5/4/86 @Denver 114, Houston 111 (OT)
5/6/86 @Houston 131, Denver 103
5/8/86 Houston 126, @Denver 122 (2OT)

1986-87

RECORD: 37-45 PCT: .451 PLACE: 4TH

WESTERN CONFERENCE FIRST ROUND (ELIMINATED 0-3)

4/23/87 @L.A. Lakers 128, Denver 95
4/25/87 @L.A. Lakers 139, Denver 127
4/29/87 L.A. Lakers 140, @Denver 103

1987-88

RECORD: 54-28 PCT: .659 PLACE: 1ST

WESTERN CONFERENCE FIRST ROUND (WON 3-2)

4/29/88	@Denver 126, Seattle 123
5/1/88	Seattle 111, @Denver 91
5/3/88	Denver 125, @Seattle 114
5/5/88	@Seattle 127, Denver 117
5/7/88	@Denver 115, Seattle 95

WESTERN CONFERENCE SEMIFINALS (ELIMINATED 2-4)

5/10/88	@Denver 126, Dallas 115
5/12/88	Dallas 112, @Denver 108
5/14/88	Denver 107, @Dallas 105
5/15/88	@Dallas 124, Denver 103
5/17/88	Dallas 110, @Denver 106
5/19/88	@Dallas 108, Denver 95

1988-89

RECORD: 44-38 PCT: .537 PLACE: 3RD

WESTERN CONFERENCE FIRST ROUND (ELIMINATED 0-3)

4/28/89	@Phoenix 104, Denver 103
4/30/89	@Phoenix 132, Denver 114
5/2/89	Phoenix 130, @Denver 121

1989-90

RECORD: 43-39 PCT: .524 PLACE: 4TH

WESTERN CONFERENCE FIRST ROUND (ELIMINATED 0-3)

4/26/90	@San Antonio 119, Denver 103
4/28/90	@San Antonio 129, Denver 120
5/1/90	San Antonio 131, @Denver 120

1990-91 (NOT IN PLAYOFFS)

RECORD: 20-62 PCT: .244 PLACE: 7TH

1991-92 (NOT IN PLAYOFFS)

RECORD: 24-58 PCT: .293 PLACE: 4TH

1992-93 (NOT IN PLAYOFFS)

RECORD: 36-46 PCT: .439 PLACE: 4TH

1993-94

RECORD: 42-40 PCT: .512 PLACE: 4TH

WESTERN CONFERENCE FIRST ROUND (WON 3-2)

4/28/94	@Seattle 106, Denver 82
4/30/94	@Seattle 97, Denver 87
5/2/94	@Denver 110, Seattle 93
5/5/94	@Denver 94, Seattle 85 (OT)
5/8/94	Denver 98, @Seattle 94 (OT)

WESTERN CONFERENCE SEMIFINALS (ELIMINATED 3-4)

5/10/94	@Utah 100, Denver 91
5/12/94	@Utah 104, Denver 94
5/14/94	Utah 111, @Denver 109 (OT)
5/15/94	@Denver 83, Utah 82
5/17/94	Denver 109, @Utah 101 (2OT)
5/19/94	@Denver 94, Utah 91
5/21/94	@Utah 91, Denver 81

1994-95

RECORD: 41-41 PCT: .500 PLACE: 4TH

WESTERN CONFERENCE FIRST ROUND (ELIMINATED 0-3)

4/28/95	@San Antonio 104, Denver 88
4/30/95	@San Antonio 122, Denver 96
5/2/95	San Antonio 99, @Denver 95

1995-96 (NOT IN PLAYOFFS)

RECORD: 35-47 PCT: .427 PLACE: 4TH

1996-97 (NOT IN PLAYOFFS)

RECORD: 21-61 PCT: .256 PLACE: 5TH

1997-98 (NOT IN PLAYOFFS)

RECORD: 11-71 PCT: .134 PLACE: 7TH

1998-99 (NOT IN PLAYOFFS)

RECORD: 14-36 PCT: .280 PLACE: 6TH

1999-00 (NOT IN PLAYOFFS)

RECORD: 35-47 PCT: .427 PLACE: 5TH

2000-01 (NOT IN PLAYOFFS)

RECORD: 40-42 PCT: .488 PLACE: 6TH

2001-02 (NOT IN PLAYOFFS)

RECORD: 27-55 PCT: .329 PLACE: 6TH

2002-03 (NOT IN PLAYOFFS)

RECORD: 17-65 PCT: .207 PLACE: 7TH

2003-04

RECORD: 43-39 PCT: .524 PLACE: 6TH

WESTERN CONFERENCE FIRST ROUND (ELIMINATED 1-4)

4/18/04	@Minnesota 106, Denver 92
4/21/04	@Minnesota 95, Denver 81
4/24/04	@Denver 107, Minnesota 86
4/27/04	Minnesota 84, @Denver 82
4/30/04	@Minnesota 102, Denver 91

2004-05

RECORD: 49-33 PCT: .598 PLACE: 2ND

WESTERN CONFERENCE FIRST ROUND (ELIMINATED 1-4)

4/24/05	Denver 93, @San Antonio 87
4/28/05	@San Antonio 104, Denver 76
4/30/05	San Antonio 86, @Denver 78
5/2/05	San Antonio 126, @Denver 115 (OT)
5/4/05	@San Antonio 99, Denver 89

2005-06

RECORD: 44-38 PCT: .543 PLACE: 1ST

WESTERN CONFERENCE FIRST ROUND (ELIMINATED 1-4)

4/22/06	@L.A. Clippers 89, Denver 87
4/24/06	@L.A. Clippers 98, Denver 87
4/27/06	@Denver 94, L.A. Clippers 87
4/29/06	L.A. Clippers 100, @Denver 86
5/1/06	@L.A. Clippers 101, Denver 83

2006-07

RECORD: 45-37 PCT: .549 PLACE: 2ND

WESTERN CONFERENCE FIRST ROUND (ELIMINATED 1-4)

4/22/07	Denver 95, @San Antonio 89
4/25/07	@San Antonio 97, Denver 88
4/28/07	San Antonio 96, @Denver 91
4/30/07	San Antonio 96, @Denver 89
5/2/07	@San Antonio 93, Denver 78

2007-08

RECORD: 50-32 PCT: .610 PLACE: 2ND

WESTERN CONFERENCE FIRST ROUND (ELIMINATED 0-4)

4/20/08	@L.A. Lakers 128, Denver 114
4/23/08	@L.A. Lakers 122, Denver 107
4/26/08	L.A. Lakers 102, @Denver 84
4/28/08	L.A. Lakers 107, @Denver 101

2008-09

RECORD: 54-28 PCT: .659 PLACE: 1ST

WESTERN CONFERENCE FIRST ROUND (WON 4-1)

4/19/09	@Denver 113, New Orleans 84
4/22/09	@Denver 108, New Orleans 93
4/25/09	@New Orleans 95, Denver 93
4/27/09	Denver 121, @New Orleans 63
4/29/09	@Denver 107, New Orleans 86

WESTERN CONFERENCE SEMIFINALS (WON 4-1)

5/3/09	@Denver 109, Dallas 95
5/5/09	@Denver 117, Dallas 105
5/9/09	Denver 106, @Dallas 105
5/11/09	@Dallas 119, Denver 117
5/13/09	@Denver 124, Dallas 110

WESTERN CONFERENCE FINALS (ELIMINATED 2-4)

5/19/09	@L.A. Lakers 105, Denver 103
5/21/09	Denver 106, @L.A. Lakers 103
5/23/09	L.A. Lakers 103, @Denver 97
5/25/09	@Denver 120, L.A. Lakers 101
5/27/09	@L.A. Lakers 103, Denver 94
5/29/09	L.A. Lakers 119, @Denver 92

2009-10

RECORD: 53-29 PCT: .646 PLACE: 1ST

WESTERN CONFERENCE FIRST ROUND (ELIMINATED 2-4)

4/17/10	@Denver 126, Utah 113
4/19/10	Utah 114, @Denver 111
4/23/10	@Utah 105, Denver 93
4/25/10	@Utah 117, Denver 106
4/28/10	@Denver 116, Utah 102
4/30/10	@Utah 112, Denver 104

2010-11

RECORD: 50-32 PCT: .610 PLACE: 2ND

WESTERN CONFERENCE FIRST ROUND (ELIMINATED 1-4)

4/17/11	@Oklahoma City 107, Denver 103
4/20/11	@Oklahoma City 106, Denver 89
4/23/11	Oklahoma City 97, @Denver 94
4/25/11	@Denver 104, Oklahoma City 101
4/27/11	@Oklahoma City 100, Denver 97

2011-12

RECORD: 38-28 PCT: .576 PLACE: 2ND

WESTERN CONFERENCE FIRST ROUND (ELIMINATED 3-4)

4/29/12	@L.A. Lakers 103, Denver 88
5/1/12	@L.A. Lakers 104, Denver 100
5/4/12	@Denver 99, L.A. Lakers 84
5/6/12	L.A. Lakers 92, @Denver 88
5/8/12	Denver 102, @L.A. Lakers 99
5/10/12	@Denver 113, L.A. Lakers 96
5/12/12	@L.A. Lakers 96, Denver 87

BIGGEST WINS

MARGIN	OPPONENT	SCORE	DATE	SITE
58^	New Orleans Hornets (Game 4)	121-63	4/27/09	New Orleans
30	San Antonio Spurs (Game 1)	141-111	4/18/85	Denver
29	New Orleans Hornets (Game 1)	113-84	4/19/09	Denver
27	San Antonio Spurs (Game 5)	126- 99	4/28/85	Denver
24	Washington Capitols (Game 7)	143-119	4/28/70	Denver*
23	Kentucky Colonels (Game 7)	133-110	4/28/76	Denver*
22	Washington Capitols (Game 5)	132-110	4/23/70	Denver*
22	Los Angeles Lakers (Game 2)	136-114	5/14/85	Los Angeles

BIGGEST LOSSES

MARGIN	OPPONENT	SCORE	DATE	SITE
44	Los Angeles Lakers (Game 5)	109-153	5/22/85	Los Angeles
40	San Antonio Spurs (Game 5)	105-145	5/4/83	San Antonio
37	Los Angeles Lakers (Game 3)	103-140	4/29/87	Los Angeles
33	Los Angeles Lakers (Game 1)	95-128	4/23/87	Los Angeles
31	Milwaukee Bucks (Game 3)	112-143	4/23/78	Milwaukee
28	Kentucky Colonels (Game 2)	110-138	4/17/76	Denver*
28	Milwaukee Bucks (Game 6)	91-119	4/30/78	Milwaukee
28	Houston Rockets (Game 6)	103-131	5/6/86	Houston
28	San Antonio Spurs (Game 2)	104-76	4/28/05	San Antonio

^ Signifies an NBA Playoff Record.
* Signifies an ABA Playoff game.

INDIVIDUAL SINGLE GAME

			PLAYER	OPPONENT	DATE
MINUTES					
	ABA	55	Ralph Simpson	at Kentucky Colonels	4/25/76
	NBA	50	Bryant Stith	at Utah Jazz	5/17/94
	NBA	50	Alex English	vs. Houston Rockets	5/8/86
POINTS					
	ABA	45	Spencer Haywood	vs. Washington Capitols	4/19/70
	NBA	42	Three times, last by Carmelo Anthony	vs. Utah Jazz	4/17/10
FIELD GOALS MADE					
	ABA	19	Spencer Haywood	vs. Washington Capitols	4/19/70
	NBA	18	Carmelo Anthony	vs. Utah Jazz	4/17/10
FIELD GOALS ATTEMPTED					
	ABA	39	Spencer Haywood	vs. Washington Capitols	4/19/70
	NBA	31	Alex English	at Los Angeles Lakers	5/14/85
MOST FIELD GOALS MADE, NO MISSES					
	ABA/NBA	6	Bison Dele	at Seattle SuperSonics	4/28/94
CONSECUTIVE FIELD GOALS MADE					
	ABA/NBA	8	Three times, last by Chris Andersen	vs./at New Orleans Hornets	4/19/09 - 4/27/09
THREE-POINT FIELD GOALS MADE					
	ABA/NBA	8	Chauncey Billups	vs. New Orleans Hornets	4/19/09
THREE-POINT FIELD GOALS ATTEMPTED					
	ABA/NBA	12	Michael Adams	at Phoenix Suns	4/30/89
FREE THROWS MADE					
	ABA	15	Larry Jones	vs. Oakland Oaks	4/13/69
	NBA	14	Three times, last by Carmelo Anthony	vs. Utah Jazz	4/19/10
FREE THROWS ATTEMPTED					
	ABA/NBA	19	Carmelo Anthony	vs. Los Angeles Clippers	4/27/06
MOST FREE THROWS MADE, NO MISSES					
	ABA/NBA	14	Bryant Stith	at Utah Jazz	5/17/94
OFFENSIVE REBOUNDS					
	ABA	13	Spencer Haywood	vs. Washington Capitols	4/19/70
	NBA	8	Three times, last by Nenê	at San Antonio Spurs	4/22/07
DEFENSIVE REBOUNDS					
	ABA	24	Spencer Haywood	vs. Los Angeles Stars	4/30/70
	NBA	17	Marcus Camby	at San Antonio Spurs	4/25/07
TOTAL REBOUNDS					
	ABA	31	Spencer Haywood	vs. Los Angeles Stars	4/30/70
	NBA	19	Marcus Camby	at San Antonio Spurs	5/2/07
	NBA	19	Bison Dele	at Seattle SuperSonics	5/8/94
ASSISTS					
	ABA/NBA	18	Fat Lever	vs. Utah Jazz	4/30/85
STEALS					
	ABA	7	Three times		
	NBA	7	T.R. Dunn	vs. Portland Trail Blazers	4/20/86
	NBA	7	Bobby Jones	at Portland Trail Blazers	4/24/77
BLOCKED SHOTS					
	ABA/NBA	8	Dikembe Mutombo, three times, last	at Utah Jazz	5/12/94

INDIVIDUAL PLAYOFF SEASON (ALL ROUNDS COMBINED)

			PLAYER		YEAR
GAMES PLAYED					
	ABA/NBA	16	several players		2009
POINTS					
	ABA	440	Spencer Haywood		1970
	NBA	435	Carmelo Anthony		2009
SCORING AVERAGE					
	ABA	36.7	Spencer Haywood	(440 in 12 games)	1970
	NBA	30.7	Carmelo Anthony	(184 in 6 games)	2010
MINUTES					
	ABA/NBA	619	Chauncey Billups		2009
FIELD GOALS MADE					
	ABA	184	Spencer Haywood		1970
	NBA	163	Alex English		1985
FIELD GOALS ATTEMPTED					
	ABA	357	Spencer Haywood		1970
	NBA	322	Carmelo Anthony		2009
FIELD GOAL PERCENTAGE					
	ABA/NBA	.630	Chris Andersen	(34-54 in 15 games)	2009
THREE-POINT FIELD GOALS MADE					
	ABA/NBA	44	Chauncey Billups		2009
THREE-POINT FIELD GOALS ATTEMPTED					
	ABA/NBA	106	J.R. Smith		2009
THREE-POINT FIELD GOAL PERCENTAGE					
	ABA/NBA	.468	Chauncey Billups	(44-94 in 16 games)	2009
FREE THROWS MADE					
	ABA/NBA	119	Carmelo Anthony		2009
FREE THROWS ATTEMPTED					
	ABA/NBA	144	Carmelo Anthony		2009
FREE THROW PERCENTAGE					
	ABA/NBA	1.000	Four times, last by Mahmoud Abdul-Rauf	(14-14 in 3 games)	1995
CONSECUTIVE FREE THROWS MADE					
	ABA	31	Mack Calvin		1975
	NBA	24	Chauncey Billups		2009
OFFENSIVE REBOUNDS					
	ABA	79	Spencer Haywood		1970
	NBA	45	Anthony Roberts		1978
DEFENSIVE REBOUNDS					
	ABA	158	Spencer Haywood		1970
	NBA	104	Dikembe Mutombo		1994
TOTAL REBOUNDS					
	ABA	237	Spencer Haywood		1970
	NBA	144	Dikembe Mutombo		1994
REBOUND AVERAGE					
	ABA	19.8	Spencer Haywood	(237 in 12 games)	1970
	NBA	14.8	Marcus Camby	(74 in 5 games)	2007

INDIVIDUAL PLAYOFF SEASON (ALL ROUNDS COMBINED – CONT.)

			PLAYER		YEAR
ASSISTS					
	ABA/NBA	109	Chauncey Billups		2009
ASSISTS AVERAGE					
	ABA/NBA	9.5	Fat Lever	(19 in 2 games)	1989
TURNOVERS					
	ABA	58	Ralph Simpson		1976
	NBA	46	Robert Pack		1994
STEALS					
	ABA/NBA	28	Carmelo Anthony		2009
PERSONAL FOULS					
	ABA/NBA	65	Nenê		2009
DISQUALIFICATIONS					
	ABA/NBA	3	Kenyon Martin		2009
	ABA/NBA	3	Nenê		2009
BLOCKED SHOTS					
	ABA/NBA	69	Dikembe Mutombo		1994

TEAM SINGLE GAME

			OPPONENT		DATE
MINUTES PLAYED					
	ABA/NBA	290	Three times, last at Utah Jazz		5/17/94
POINTS					
	ABA	143	Twice, last vs. Washington Capitols		4/28/70
	NBA	141	vs. San Antonio Spurs		4/18/85
FIELD GOALS MADE					
	ABA/NBA	57	vs. San Antonio Spurs		4/18/85
FIELD GOALS ATTEMPTED					
	ABA	110	vs. Washington Capitols		4/28/70
	NBA	109	vs. Houston Rockets		5/8/86
FIELD GOAL PERCENTAGE					
	ABA/NBA	.620	vs. San Antonio Spurs	(57-93)	4/28/85
THREE-POINT FIELD GOALS MADE					
	ABA/NBA	11	Three times, last vs. Utah Jazz		4/17/10
THREE-POINT FIELD GOALS ATTEMPTED					
	ABA/NBA	28	vs. Dallas Mavericks		5/5/09
FREE THROWS MADE					
	ABA/NBA	41	vs. Seattle SuperSonics		5/5/88
FREE THROWS ATTEMPTED					
	ABA/NBA	49	vs. Los Angeles Lakers		5/25/09
FREE THROW PERCENTAGE					
	ABA	1.000	vs. Indiana Pacers	(14-14)	4/27/75
	NBA	.971	vs. San Antonio Spurs	(34-35)	5/1/90
OFFENSIVE REBOUNDS					
	ABA/NBA	23	Twice, last at Los Angeles Lakers		5/12/12

TEAM SINGLE GAME (CONT.)

			OPPONENT	DATE
DEFENSIVE REBOUNDS				
	ABA/NBA	49	vs. Portland Trail Blazers	5/1/77
TOTAL REBOUNDS				
	ABA	79	vs. Los Angeles Stars	4/30/70
	NBA	62	vs. Portland Trail Blazers	5/1/77
ASSISTS				
	ABA/NBA	41	at Los Angeles Lakers	5/14/85
TURNOVERS				
	ABA/NBA	31	vs. Milwaukee Bucks	4/21/78
STEALS				
	ABA	16	vs. Utah Stars	4/16/75
	NBA	15	Three times, last vs. Dallas Mavericks	5/3/09
PERSONAL FOULS				
	ABA	39	at Oakland Oaks	4/12/69
	NBA	39	at Utah Jazz	4/30/10
	NBA	39	vs. San Antonio Spurs	5/2/95
BLOCKED SHOTS				
	ABA/NBA	16	at Utah Jazz	5/17/94

TEAM PLAYOFF SEASON (ALL ROUNDS COMBINED)

			YEAR
GAMES PLAYED			
	ABA/NBA	16	2009
MINUTES PLAYED			
	ABA/NBA	3,840	2009
POINTS			
	ABA/NBA	1,830	1985
SCORING AVERAGE			
	ABA/NBA	122.0 (1,830 in 15 games)	1985
FIELD GOALS MADE			
	ABA/NBA	711	1985
FIELD GOALS ATTEMPTED			
	ABA/NBA	1,467	1985
FIELD GOAL PERCENTAGE			
	ABA/NBA	.506 (240-474)	1984
THREE-POINT FIELD GOALS MADE			
	ABA/NBA	129	2009
THREE-POINT FIELD GOALS ATTEMPTED			
	ABA/NBA	337	2009
THREE-POINT FIELD GOAL PERCENTAGE			
	ABA/NBA	.410 (16-30)	1989
FREE THROWS MADE			
	ABA/NBA	406	2009
FREE THROWS ATTEMPTED			
	ABA/NBA	535	2009

TEAM PLAYOFF SEASON (ALL ROUNDS COMBINED - CONT.)

			YEAR
FREE THROW PERCENTAGE			
	ABA/NBA	.862 (119-138)	1984
OFFENSIVE REBOUNDS			
	ABA/NBA	241	1985
DEFENSIVE REBOUNDS			
	ABA/NBA	473	2009
TOTAL REBOUNDS			
	ABA/NBA	680	1985
REBOUND AVERAGE			
	ABA	55.0 (660 in 12 games)	1970
	NBA	49.6 (645 in 13 games)	1978
ASSISTS			
	ABA/NBA	451	1985
ASSISTS AVERAGE			
	ABA/NBA	31.5 (252 in 8 games)	1983
TURNOVERS			
	ABA	262	1976
	NBA	243	1985
STEALS			
	ABA/NBA	148	1985
PERSONAL FOULS			
	ABA/NBA	413	2009
DISQUALIFICATIONS			
	ABA/NBA	8	2009
	ABA/NBA	8	1978
BLOCKED SHOTS			
	ABA/NBA	119	1994

INDIVIDUAL SERIES RECORDS

MINUTES PLAYED

3-Game Series	122	David Thompson, 1979 vs L.A. Lakers
4-Game Series	163	Alex English, 1986 vs Portland
5-Game Series	223	Allen Iverson, 2007 vs San Antonio
6-Game Series	254	Carmelo Anthony, 2010 vs Utah
7-Game Series	315	Dikembe Mutombo, 1994 vs Utah

AVERAGE MINUTES PER GAME

3-Game Series	40.7	David Thompson, 1979 vs L.A. Lakers
4-Game Series	40.8	Alex English, 1986 vs Portland
5-Game Series	44.6	Allen Iverson, 2007 vs San Antonio
6-Game Series	43.3	Fat Lever, 1988 vs Dallas
7-Game Series	45.0	Dikembe Mutombo, 1994 vs Utah

FIELD GOALS

3-Game Series	38	David Thompson, 1979 vs L.A. Lakers
4-Game Series	42	Alex English, 1986 vs Portland
5-Game Series	60	Alex English, 1984 vs Utah
6-Game Series	68	Alex English, 1986 vs Houston
7-Game Series	74	David Thompson, 1978 vs Milwaukee

FIELD GOALS ATTEMPTED

3-Game Series	69	David Thompson, 1979 vs L.A. Lakers
4-Game Series	89	Alex English, 1986 vs Portland
5-Game Series	114	Allen Iverson, 2007 vs San Antonio
6-Game Series	141	Alex English, 1986 vs Houston
7-Game Series	159	David Thompson, 1978 vs Milwaukee

FIELD GOAL PERCENTAGE

3-Game Series	.706	Danny Schayes (12-17), 1987 vs L.A. Lakers
4-Game Series	.565	Elston Turner (13-23), 1986 vs Portland
5-Game Series	.750	Chris Andersen (12-16), 2009 vs New Orleans
6-Game Series	.679	Danny Schayes (36-53), 1988 vs Dallas
7-Game Series	.692	Robert Smith (9-13), 1978 vs Milwaukee

THREE-POINT FIELD GOALS

3-Game Series	10	Michael Adams, 1989 vs Phoenix
4-Game Series	7	J.R. Smith, 2008 vs L.A. Lakers
5-Game Series	19	Chauncey Billups, 2009 vs New Orleans
6-Game Series	14	J.R. Smith, 2009 vs L.A. Lakers
7-Game Series	10	Twice, last by Al Harrington, 2012 vs LAL

THREE-POINT FIELD GOALS ATTEMPTED

3-Game Series	22	Michael Adams, 1989 vs Phoenix
4-Game Series	22	J.R. Smith, 2008 vs L.A. Lakers
5-Game Series	33	J.R. Smith, 2009 vs New Orleans
6-Game Series	47	J.R. Smith, 2009 vs L.A. Lakers
7-Game Series	35	Al Harrington, 2012 vs L.A. Lakers

THREE-POINT FIELD GOAL PERCENTAGE

3-Game Series	.667	Fat Lever (2-3), 1989 vs Phoenix
4-Game Series	1.000	Fat Lever (2-2), 1986 vs Portland
5-Game Series	.667	Rob Williams (2-3), 1983 vs San Antonio
6-Game Series	1.000	Fat Lever (2-2), 1988 vs Dallas
7-Game Series	.500	LaPhonso Ellis (1-2), 1994 vs Utah

INDIVIDUAL SERIES RECORDS (CONT.)

FREE THROWS

3-Game Series	25	David Thompson, 1979 vs L.A. Lakers
4-Game Series	26	Calvin Natt, 1986 vs Portland
5-Game Series	40	Danny Schayes, 1987 vs Seattle
6-Game Series	62	Carmelo Anthony, 2009 vs L.A. Lakers
7-Game Series	37	David Thompson, 1978 vs Milwaukee

FREE THROWS ATTEMPTED

3-Game Series	31	David Thompson, 1979 vs L.A. Lakers
4-Game Series	33	Allen Iverson, 2008 vs L.A. Lakers
5-Game Series	52	Carmelo Anthony, 2006 vs L.A. Clippers
6-Game Series	75	Carmelo Anthony, 2009 vs L.A. Lakers
7-Game Series	47	David Thompson, 1978 vs Milwaukee

FREE THROWS WITHOUT A MISS

3-Game Series	18	Kiki Vandeweghe, 1982 vs Phoenix
4-Game Series	3	Nenê, 2008 vs L.A. Lakers
4-Game Series	3	Wayne Cooper, 1986 vs Portland
5-Game Series	9	Mahmoud Abdul-Rauf, 1994 vs Seattle
6-Game Series	8	Mack Calvin, 1978 vs Seattle
7-Game Series	3	Darnell Hillman, 1978 vs Milwaukee

POINTS

3-Game Series	84	David Thompson, 1979 vs L.A. Lakers
4-Game Series	98	Allen Iverson, 2008 vs L.A. Lakers
4-Game Series	98	Alex English, 1986 vs Portland
5-Game Series	153	Alex English, 1985 vs Seattle
6-Game Series	184	Carmelo Anthony, 2010 vs Utah
7-Game Series	187	David Thompson, 1978 vs Milwaukee

AVERAGE POINTS PER GAME

3-Game Series	28.0	David Thompson, 1979 vs L.A. Lakers
4-Game Series	24.5	Allen Iverson, 2008 vs L.A. Lakers
4-Game Series	24.5	Alex English, 1986 vs Portland
5-Game Series	30.6	Alex English, 1985 vs Utah
6-Game Series	30.7	Carmelo Anthony, 2010 vs Utah
7-Game Series	26.7	David Thompson, 1978 vs Milwaukee

OFFENSIVE REBOUNDS

3-Game Series	14	Tom Boswell, 1979 vs L.A. Lakers
4-Game Series	19	Carmelo Anthony, 2008 vs L.A. Lakers
5-Game Series	22	Nenê, 2007 vs San Antonio
6-Game Series	20	Danny Schayes, 1986 vs Houston
7-Game Series	26	Dikembe Mutombo, 1994 vs Utah

DEFENSIVE REBOUNDS

3-Game Series	21	Fat Lever, 1990 vs San Antonio
3-Game Series	21	Dan Issel, 1979 vs L.A. Lakers
4-Game Series	42	Marcus Camby, 2008 vs L.A. Lakers
5-Game Series	62	Marcus Camby, 2007 vs San Antonio
6-Game Series	40	Dan Issel, 1977 vs Portland
7-Game Series	53	Dikembe Mutombo, 1994 vs Utah

TOTAL REBOUNDS

3-Game Series	32	Fat Lever, 1990 vs San Antonio
4-Game Series	53	Marcus Camby, 2008 vs L.A. Lakers
5-Game Series	74	Marcus Camby, 2007 vs San Antonio
6-Game Series	58	Dan Issel, 1977 vs Portland
7-Game Series	82	Dikembe Mutombo, 1994 vs Utah

INDIVIDUAL SERIES RECORDS (CONT.)

AVERAGE REBOUNDS PER GAME

3-Game Series	10.3	Fat Lever, 1990 vs San Antonio
4-Game Series	13.3	Marcus Camby, 2008 vs L.A. Lakers
5-Game Series	14.8	Marcus Camby, 2007 vs San Antonio
6-Game Series	10.6	Fat Lever, 1988 vs Dallas
7-Game Series	11.7	Dikembe Mutombo, 1994 vs Utah

ASSISTS

3-Game Series	22	Fat Lever, 1987 vs L.A. Lakers
4-Game Series	28	Alex English, 1986 vs Portland
5-Game Series	47	Fat Lever, 1985 vs San Antonio
6-Game Series	44	Bobby Wilkerson, 1978 vs Seattle
7-Game Series	42	Ty Lawson, 2012 vs L.A. Lakers
		Andre Miller, 2012 vs. L.A. Lakers

ASSISTS PER GAME

3-Game Series	7.3	Fat Lever, 1987 vs L.A. Lakers
4-Game Series	7.0	Alex English, 1986 vs Portland
5-Game Series	10.3	Fat Lever, 1985 vs Utah
6-Game Series	8.3	Fat Lever, 1988 vs Dallas
7-Game Series	6.0	Ty Lawson, 2012 vs. L.A. Lakers
		Andre Miller, 2012 vs. L.A. Lakers

BLOCKED SHOTS

3-Game Series	7	Dikembe Mutombo, 1995 vs San Antonio
4-Game Series	12	Marcus Camby, 2008 vs L.A. Lakers
4-Game Series	12	Danny Schayes, 1986 vs Portland
5-Game Series	31	Dikembe Mutombo, 1994 vs Seattle
6-Game Series	15	Chris Andersen, 2009 vs L.A. Lakers
7-Game Series	38	Dikembe Mutombo, 1994 vs Utah

AVERAGE BLOCKED SHOTS PER GAME

3-Game Series	2.33	Dikembe Mutombo, 1995 vs San Antonio
4-Game Series	3.00	Marcus Camby, 2008 vs L.A. Lakers
4-Game Series	3.00	Danny Schayes, 1986 vs Portland
5-Game Series	6.20	Dikembe Mutombo, 1994 vs Seattle
6-Game Series	2.50	Chris Andersen, 2009 vs L.A. Lakers
7-Game Series	5.43	Dikembe Mutombo, 1994 vs Utah

STEALS

3-Game Series	14	Alex English, 1989 vs Phoenix
4-Game Series	11	T.R. Dunn, 1986 vs Portland
5-Game Series	14	Fat Lever, 1985 vs San Antonio
6-Game Series	17	Bobby Jones, 1977 vs Portland
7-Game Series	12	Bobby Jones, 1978 vs Milwaukee

AVERAGE STEALS PER GAME

3-Game Series	4.67	Alex English, 1989 vs Phoenix
4-Game Series	2.75	T.R. Dunn, 1986 vs Portland
5-Game Series	2.80	Fat Lever, 1985 vs San Antonio
6-Game Series	2.83	Bobby Jones, 1977 vs Portland
7-Game Series	1.71	Bobby Jones, 1978 vs Milwaukee

TURNOVERS

3-Game Series	10	Bison Dele, 1995 vs San Antonio
4-Game Series	16	Alex English, 1986 vs Portland
5-Game Series	20	Mike Evans, 1985 vs LA Lakers
6-Game Series	21	Carmelo Anthony, 2010 vs Utah
7-Game Series	29	Robert Pack, 1994 vs Utah

INDIVIDUAL SERIES RECORDS (CONT.)

PERSONAL FOULS

3-Game Series	15	Three times, last Dikembe Mutombo, 1995 vs San Antonio
4-Game Series	20	Kenyon Martin, 2008 vs L.A. Lakers
5-Game Series	24	Carmelo Anthony, 2009 vs Dallas
6-Game Series	30	Bobby Wilkerson, 1978 vs Seattle
7-Game Series	32	Anthony Roberts, 1978 vs Milwaukee

DISQUALIFICATIONS

3-Game Series	1	Four times, last Bison Dele & Dikembe Mutombo, 1995 vs San Antonio
4-Game Series	2	Kenyon Martin, 2008 vs L.A. Lakers
5-Game Series	2	Andre Miller, 2005 vs San Antonio
6-Game Series	2	Nenê, 2009 vs L.A. Lakers
6-Game Series	2	Wayne Cooper, 1986 vs Houston
7-Game Series	2	LaPhonso Ellis, 1994 vs Utah
7-Game Series	2	Anthony Roberts, 1978 vs Milwaukee

INDIVIDUAL SINGLE GAME

	PLAYER	OPPONENT	DATE
POINTS			
49	Kobe Bryant	at LAL	4/23/08
MINUTES			
53	Rodney McCray	HOU	5/8/86
FIELD GOALS MADE			
18	Twice, last by Kobe Bryant	at LAL	4/23/08
FIELD GOALS ATTEMPTED			
32	Kobe Bryant	at LAL	5/8/12
MOST FIELD GOALS MADE, NO MISSES			
5	Felton Spencer	at UTA	5/10/94
THREE-POINT FIELD GOALS MADE			
8	Michael Finley	at SA	5/2/07
THREE-POINT FIELD GOALS ATTEMPTED			
11	Twice, last by Metta World Peace	at LAL	5/12/12
MOST THREE-POINT FIELD GOALS MADE, NO MISSES			
4	Brent Barry	at SA	4/27/05
FREE THROWS MADE			
18	Kevin Johnson	at PHX	4/30/89
FREE THROWS ATTEMPTED			
19	Three times, last by Kevin Johnson	at PHX	4/30/89
MOST FREE THROWS MADE, NO MISSES			
15	Adrian Dantley	UTA	4/24/84
OFFENSIVE REBOUNDS			
11	Pau Gasol	at LAL	5/12/12
DEFENSIVE REBOUNDS			
20	Kevin Garnett	at MIN	4/21/04
TOTAL REBOUNDS			
22	Kevin Garnett	at MIN	4/21/04
ASSISTS			
20	Johnny Moore	at SA	4/27/83
STEALS			
6	Hakeem Olajuwon	at HOU	4/26/86
BLOCKED SHOTS			
10	Andrew Bynum	at LAL	4/29/12

TEAM SINGLE GAME

	TEAM	DATE
MINUTES PLAYED		
290	Twice, last at UTA	5/17/94
POINTS		
153	at LAL	5/22/85
FIELD GOALS MADE		
67	Twice, last by LAL	5/22/85
FIELD GOALS ATTEMPTED		
124	at SA	5/4/83
FIELD GOAL PERCENTAGE		
.660	at MIL (64-97)	4/23/78
THREE-POINT FIELD GOALS MADE		
12	Twice, last by DAL	5/13/09
THREE-POINT FIELD GOALS ATTEMPTED		
34	DAL	5/13/09
MOST THREE-POINT FIELD GOALS MADE, NO MISSES		
4	at LAL	4/11/85
FREE THROWS MADE		
49	at LAL	4/25/87
FREE THROWS ATTEMPTED		
62	SEA	5/5/78
FREE THROW PERCENTAGE		
1.000	LAL (24-24)	5/29/09
OFFENSIVE REBOUNDS		
26	PHX	4/20/82
DEFENSIVE REBOUNDS		
56	at SA	5/4/83
TOTAL REBOUNDS		
75	at SA	5/4/83
ASSISTS		
51	at SA	5/4/83
TURNOVERS		
29	POR	4/22/77
STEALS		
17	at PHX	4/19/83
PERSONAL FOULS		
38	at UTA	5/17/94
BLOCKED SHOTS		
15	at LAL	4/29/12

INDIVIDUAL OPPONENTS SERIES RECORDS

MINUTES PLAYED

3-Game Series	127	Tom Chambers, 1989 for Phoenix
4-Game Series	160	Pau Gasol, 2008 for L.A. Lakers
5-Game Series	208	Kevin Durant, 2011 for Oklahoma City
		Dirk Nowitzki, 2009 for Dallas
6-Game Series	257	Dennis Johnson, 1978 for Seattle
7-Game Series	320	Karl Malone, 1994 for Utah

AVERAGE MINUTES PER GAME

3-Game Series	42.3	Tom Chambers, 1989 for Phoenix
4-Game Series	40.0	Pau Gasol, 2008 for L.A. Lakers
5-Game Series	41.6	Kevin Durant, 2011 for Oklahoma City
		Dirk Nowitzki, 2009 for Dallas
6-Game Series	42.8	Dennis Johnson, 1978 for Seattle
7-Game Series	45.7	Karl Malone, 1994 for Utah

FIELD GOALS

3-Game Series	32	Kareem Abdul-Jabbar, 1979 for L.A. Lakers
3-Game Series	32	David Robinson, 1990 for San Antonio
4-Game Series	48	Kobe Bryant, 2008 for L.A. Lakers
5-Game Series	62	George Gervin, 1983 for San Antonio
6-Game Series	70	Hakeem Olajuwon, 1986 for Houston
7-Game Series	77	Kobe Bryant, 2012 for L.A. Lakers

FIELD GOALS ATTEMPTED

3-Game Series	69	Walter Davis, 1983 for Phoenix
4-Game Series	96	Kobe Bryant, 2008 for L.A. Lakers
5-Game Series	103	Dirk Nowitzki, 2009 for Dallas
6-Game Series	131	Kobe Bryant, 2009 for L.A. Lakers
7-Game Series	172	Kobe Bryant, 2012 for L.A. Lakers

FIELD GOAL PERCENTAGE

3-Game Series	.750	Mark West (6-8), 1989 for Phoenix
4-Game Series	.710	Luke Walton (22-31), 2008 for L.A. Lakers
5-Game Series	.660	George Gervin (62-94), 1983 for San Antonio
6-Game Series	.650	Brad Davis (13-20), 1987 for Dallas
7-Game Series	.656	Alex English (42-64), 1978 for Milwaukee

THREE-POINT FIELD GOALS

3-Game Series	7	Michael Cooper, 1987 for L.A. Lakers
4-Game Series	10	Kobe Bryant, 2008 for L.A. Lakers
5-Game Series	19	Michael Finley, 2007 for San Antonio
6-Game Series	13	Deron Williams, 2010 for Utah
7-Game Series	15	Kobe Bryant, 2012 for L.A. Lakers

THREE-POINT FIELD GOALS ATTEMPTED

3-Game Series	11	Michael Cooper, 1987 for L.A. Lakers
4-Game Series	30	Kobe Bryant, 2008 for L.A. Lakers
4-Game Series	6	Terry Porter, 1986 for Portland
5-Game Series	37	Kevin Durant, 2011 for Oklahoma City
6-Game Series	32	Kobe Bryant, 2009 for L.A. Lakers
7-Game Series	42	Kobe Bryant, 2012 for L.A. Lakers

THREE-POINT FIELD GOAL PERCENTAGE

3-Game Series	1.000	Walter Davis (1-1), 1982 for Phoenix
4-Game Series	.800	Luke Walton (4-5), 2008 for L.A. Lakers
5-Game Series	.800	Johnny Moore (4-5), 1983 for San Antonio
6-Game Series	.667	Ronnie Price (2-3), 2010 for Utah
7-Game Series	.444	Jeff Hornacek (8-18), 1994 for Utah

INDIVIDUAL OPPONENTS SERIES RECORDS (CONT.)

FREE THROWS

3-Game Series	43	Kevin Johnson, 1989 for Phoenix
4-Game Series	32	Kiki Vandeweghe, 1986 for Portland
5-Game Series	57	Dirk Nowitzki, 2009 for Dallas
6-Game Series	67	Kobe Bryant, 2009 for L.A. Lakers
7-Game Series	43	Karl Malone, 1994 for Utah

FREE THROWS ATTEMPTED

3-Game Series	46	Kevin Johnson, 1989 for Phoenix
4-Game Series	33	Kobe Bryant, 2008 for L.A. Lakers
5-Game Series	66	Adrian Dantley, 1984 for Utah
6-Game Series	72	Kobe Bryant, 2009 for L.A. Lakers
7-Game Series	60	Karl Malone, 1994 for Utah

FREE THROW PERCENTAGE

3-Game Series	1.000	Kurt Rambis (8-8), 1987 for L.A. Lakers
4-Game Series	1.000	Kiki Vandeweghe (32-32), 1986 for Portland
5-Game Series	1.000	Four times, last Rasul Butler (9-9) & Devin Brown (2-2), 2009 for New Orleans
6-Game Series	1.000	Josh Powell (2-2), 2009 for L.A. Lakers
7-Game Series	.970	Jeff Hornacek (32-33), 1994 for Utah

POINTS

3-Game Series	92	Kevin Johnson, 1989 for Phoenix
4-Game Series	134	Kobe Bryant, 2008 for L.A. Lakers
5-Game Series	172	Dirk Nowitzki, 2009 for Dallas
6-Game Series	204	Kobe Bryant, 2009 for L.A. Lakers
7-Game Series	204	Kobe Bryant, 2012 for L.A. Lakers

AVERAGE POINTS PER GAME

3-Game Series	30.7	Kevin Johnson, 1989 for Phoenix
4-Game Series	33.5	Kobe Bryant, 2008 for L.A. Lakers
5-Game Series	34.4	Dirk Nowitzki, 2009 for Dallas
6-Game Series	34.0	Kobe Bryant, 2009 for L.A. Lakers
7-Game Series	29.1	Kobe Bryant, 2012 for L.A. Lakers

OFFENSIVE REBOUNDS

3-Game Series	16	Dennis Rodman, 1995 for San Antonio
4-Game Series	13	Lamar Odom, 2008 for L.A. Lakers
5-Game Series	21	Nazr Mohammed, 2005 for San Antonio
6-Game Series	30	Hakeem Olajuwon, 1986 for Houston
7-Game Series	30	Andrew Bynum, 2012 for L.A. Lakers

DEFENSIVE REBOUNDS

3-Game Series	41	Tom Chambers, 1989 for Phoenix
4-Game Series	44	Kenny Carr, 1986 for Portland
5-Game Series	51	Artis Gilmore, 1983 for San Antonio
6-Game Series	68	Bill Walton, 1977 for Portland
7-Game Series	66	Karl Malone, 1994 for Utah

TOTAL REBOUNDS

3-Game Series	46	Tom Chambers, 1989 for Phoenix
4-Game Series	53	Kenny Carr, 1986 for Portland
5-Game Series	61	Artis Gilmore, 1983 for San Antonio
6-Game Series	85	Roy Tarpley, 1987 for Dallas
7-Game Series	86	Andrew Bynum, 2012 for L.A. Lakers Karl Malone, 1994 for Utah

INDIVIDUAL OPPONENTS SERIES RECORDS (CONT.)

AVERAGE REBOUNDS PER GAME

3-Game Series	15.3	Tom Chambers, 1989 for Phoenix
4-Game Series	13.3	Kenny Carr, 1986 for Portland
5-Game Series	12.2	Artis Gilmore, 1983 for San Antonio
6-Game Series	14.2	Roy Tarpley, 1987 for Dallas
7-Game Series	12.3	Andrew Bynum, 2012 for L.A. Lakers Karl Malone, 1994 for Utah

ASSISTS

3-Game Series	47	Kevin Johnson, 1989 for Phoenix
4-Game Series	25	Kobe Bryant, 2008 for L.A. Lakers
5-Game Series	78	Magic Johnson, 1985 for L.A. Lakers
6-Game Series	67	Deron Williams, 2010 for Utah
7-Game Series	67	John Stockton, 1994 for Utah

ASSISTS PER GAME

3-Game Series	15.7	Kevin Johnson, 1989 for Phoenix
4-Game Series	6.3	Kobe Bryant, 2008 for L.A. Lakers
5-Game Series	15.6	Magic Johnson, 1985 for L.A. Lakers
6-Game Series	11.2	Deron Williams, 2010 for Utah
7-Game Series	9.6	John Stockton, 1994 for Utah

BLOCKED SHOTS

3-Game Series	15	Kareem Abdul-Jabbar, 1979 for L.A. Lakers
4-Game Series	11	Pau Gasol, 2008 for L.A. Lakers
5-Game Series	24	Serge Ibaka, 2011 for Okahoma City
6-Game Series	21	Hakeem Olajuwon, 1986 for Houston
7-Game Series	28	Andrew Bynum, 2012 for L.A. Lakers

AVERAGE BLOCKS PER GAME

3-Game Series	5.00	Kareem Abdul-Jabbar, 1979 for LA Lakers
4-Game Series	2.75	Pau Gasol, 2008 for L.A. Lakers
5-Game Series	4.80	Serge Ibaka, 2011 for Oklahoma City
6-Game Series	3.50	Hakeem Olajuwon, 1986 for Houston
7-Game Series	4.00	Andrew Bynum, 2012 for L.A. Lakers

STEALS

3-Game Series	7	Three times, last Avery Johnson, 1995 for San Antonio
4-Game Series	6	Four times, last Kobe Bryant, Derek Fisher & Lamar Odom, 2008 for L.A. Lakers
5-Game Series	15	Johnny Moore, 1983 for San Antonio
6-Game Series	13	Hakeem Olajuwon, 1986 for Houston
7-Game Series	14	Karl Malone, 1994 for Utah

AVERAGE STEALS PER GAME

3-Game Series	2.33	Three times, last Avery Johnson, 1995 for San Antonio
4-Game Series	1.50	Four times, last Kobe Bryant, Derek Fisher & Lamar Odom, 2008 for L.A. Lakers
5-Game Series	3.00	Johnny Moore, 1983 for San Antonio
6-Game Series	2.17	Hakeem Olajuwon, 1986 for Houston
7-Game Series	2.00	Karl Malone, 1994 for Utah

INDIVIDUAL OPPONENTS SERIES RECORDS (CONT.)

TURNOVERS

3-Game Series	13	Dennis Johnson, 1982 for Phoenix
4-Game Series	19	Clyde Drexler, 1986 for Portland
5-Game Series	24	Chris Paul, 2009 for New Orleans
6-Game Series	28	Ralph Sampson, 1986 for Houston
7-Game Series	23	Kobe Bryant, 2012 for L.A. Lakers

PERSONAL FOULS

3-Game Series	15	Alvan Adams, 1983 for Phoenix
3-Game Series	15	Larry Nance, 1983 for Phoenix
4-Game Series	18	Kenny Carr, 1986 for Portland
5-Game Series	24	Tom Chambers, 1984 for Seattle
6-Game Series	31	Bob Gross, 1977 for Portland
7-Game Series	34	Karl Malone, 1994 for Utah

DISQUALIFICATIONS

3-Game Series	1	Larry Nance, 1982 for Phoenix
3-Game Series	1	Larry Nance, 1983 for Phoenix
4-Game Series	1	Three times, last Clyde Drexler, Kenny Carr & Jim Paxson, 1986 for Portland
5-Game Series	1	13 times, last Erick Dampier, 2009 for Dallas
6-Game Series	3	Hakeem Olajuwon, 1986 for Houston
6-Game Series	3	Bob Gross, 1977 for Portland
7-Game Series	2	Karl Malone, 1994 for Utah

NUGGETS ALL-TIME PLAYOFF SCORING LEADERS

PLAYER	SP	GP	MIN	FGM	FGA	PCT	3FGM	FTM	FTA	PCT	OFF	DEF	REB	AST	PF	DQ	ST	BS	PTS	AVG
1. English	9	59	2,219	620	1250	.496	0	300	345	.869	150	179	329	280	168	2	124	22	1,540	26.1
2. Issel+	8	66	2,069	513	1037	.495	2	267	325	.822	159	390	549	177	219	1	114	33	1,295	19.6
3. Anthony	7	45	1,738	378	892	.424	43	305	373	.818	110	208	318	134	166	5	59	16	1,104	24.5
4. Thompson+	5	38	1,414	367	751	.489	2	202	256	.789	74	124	198	133	130	1	109	31	938	24.7
5. Simpson+	5	51	1,546	365	826	.442	4	202	249	.811	62	138	200	223	124	1	167	10	936	18.4
6. Beck+	8	66	1,790	346	737	.469	2	154	188	.819	174	312	486	82	220	1	10	4	848	12.8
7. B. Jones+	4	45	1,436	240	436	.550	0	105	144	.729	123	237	360	153	169	2	61	55	585	13.0
8. Lever	6	36	1,232	210	476	.441	16	112	137	.817	72	175	247	242	99	0	78	9	528	14.7
9. Natt	2	25	801	197	380	.518	1	118	148	.797	48	130	178	85	60	0	10	8	513	20.5
10. L. Jones*	3	20	858	173	361	.479	8	148	185	.800	-	-	122	112	67	0	-	-	502	25.1
11. Evans	6	52	1,021	189	460	.411	42	70	85	.824	20	82	102	152	116	0	43	6	490	9.4
12. Schayes	7	48	1,082	157	285	.551	0	141	173	.815	94	189	283	60	164	2	18	42	455	9.5
13. Billups	2	22	826	127	280	.454	55	143	159	.899	6	69	75	147	62	1	26	7	452	20.5
14. Haywood*	1	12	568	185	362	.511	1	69	83	.831	79	158	237	39	31	0	-	-	440	36.7
15. Robisch+	4	28	848	164	381	.430	0	104	138	.754	92	159	251	46	79	1	14	10	432	15.4
16. Vandeweghe	3	16	606	161	299	.538	2	85	96	.885	16	77	93	61	37	1	15	16	409	25.6
17. Nenê	7	44	1,299	170	320	.531	0	133	211	.630	99	185	284	91	166	5	43	24	473	10.8
18. J.R. Smith	5	35	820	148	332	.446	63	83	118	.703	22	78	100	69	94	1	34	7	442	12.6
19. Hanzlik	8	54	1,124	138	320	.431	5	107	140	.764	54	96	150	147	183	4	43	24	388	7.2
20. Calvin+	3	31	691	114	245	.465	3	129	140	.921	10	48	58	102	74	0	31	1	360	11.6
21. Rasmussen	5	29	632	140	316	.443	0	65	81	.802	68	112	180	25	84	1	10	27	345	11.9
22. K. Martin	6	38	1,208	169	356	.475	1	60	95	.632	70	176	246	62	152	6	42	32	399	10.5
23. Hammond*	3	24	739	140	272	.515	0	63	93	.677	-	-	157	46	92	3	-	-	343	26.4
24. Miller	*4*	*22*	*740*	*127*	*288*	*.441*	*6*	*59*	*75*	*.787*	*46*	*64*	*110*	*120*	*69*	*3*	*32*	*3*	*319*	*14.5*
25. Green*	1	13	487	112	226	.496	0	53	60	.883	54	67	121	14	51	x	10	21	277	21.3
26. Cooper	5	40	656	110	246	.447	0	49	66	.742	71	125	196	37	121	2	14	52	269	6.7
27. A. Roberts	3	16	480	99	232	.427	0	47	61	.770	50	71	121	36	66	3	13	7	245	15.3
28. Dunn	8	58	1,444	97	214	.453	0	44	64	.688	119	168	287	92	156	0	83	13	238	4.1
29. Adams	3	16	586	75	200	.375	33	50	57	.877	14	45	59	91	35	0	25	2	233	14.6
30. Iverson	2	9	381	78	197	.396	8	48	64	.750	4	11	15	47	14	0	11	1	212	23.6

* ABA
\+ ABA and NBA combined

GAMES

1. Alex English	59
2. T.R. Dunn	58
3. Bill Hanzlik	54
4. Dan Issel	53
5. Mike Evans	52

POINTS

1. Alex English	1,540
2. Dan Issel	1,029
3. Carmelo Anthony	1,104
4. David Thompson	595
5. Fat Lever	528

FIELD GOALS MADE

1. Alex English	620
2. Dan Issel	402
3. Carmelo Anthony	378
4. David Thompson	240
5. Fat Lever	200

FIELD GOALS ATTEMPTED

1. Alex English	1,250
2. Carmelo Anthony	892
3. Dan Issel	811
4. David Thompson	514
5. Fat Lever	476

FIELD GOAL PERCENTAGE

1. Chris Andersen	.575 (46-80)
2. Billy McKinney	.575 (42-73)
3. Bison Dele	.553 (52-94)
4. Dan Schayes	.551 (157-285)
5. Nenê	.540 (148-274)

3-POINT FIELD GOALS

1. J.R Smith	63
2. Chauncey Billups	55
3. Carmelo Anthony	43
4. Mike Evans	42
5. Michael Adams	33

3-POINT FG ATTEMPTS

1. J.R. Smith	192
2. Mike Evans	149
3. Carmelo Anthony	127
4. Chauncey Billups	125
5. Michael Adams	96

FREE THROWS MADE

1. Carmelo Anthony	305
2. Alex English	300
3. Dan Issel	223
4. Dan Schayes	141
5. Nenê	133

FREE THROWS ATTEMPTED

1. Carmelo Anthony	373
2. Alex English	345
3. Dan Issel	269
4. Nenê	211
5. Dan Schayes	175

FREE THROW PERCENTAGE

1. Walter Davis	1.000 (21-21)
2. Mahmoud Abdul-Rauf	.956 (43-45)
3. Chauncey Billups	.899 (143-159)
4. Kiki Vandeweghe	.885 (85-96)
5. Mack Calvin	.879 (51-58)

OFFENSIVE REBOUNDS

1. Alex English	150
2. T.R. Dunn	119
3. Dan Issel	111
4. Carmelo Anthony	110
5. Nenê	99

DEFENSIVE REBOUNDS

1. Dan Issel	282
2. Marcus Camby	241
3. Carmelo Anthony	208
4. Dan Schayes	189
5. Nenê	785

TOTAL REBOUNDS

1. Dan Issel	393
2. Alex English	329
3. Carmelo Anthony	318
4. Marcus Camby	295
5. T.R. Dunn	287

ASSISTS

1. Alex English	280
2. Fat Lever	257
3. Mike Evans	152
4. Chauncey Billups	147
5. Bill Hanzlik	147

BLOCKED SHOTS

1. Dikembe Mutombo	76
2. Marcus Camby	65
3. Wayne Cooper	52
4. Dan Schayes	42
5. Chris Andersen	40

STEALS

1. T.R. Dunn	83
2. Fat Lever	78
3. Carmelo Anthony	59
4. Mike Evans	43
4. Bill Hanzlik	43
4. Nenê	43

1977 (Won 2, Lost 4)

Player	GP/GS	MIN	FG	FGA	PCT	FT	FTA	PCT	OFF	DEF	REB	AST	PF	DQ	STL	BS	PTS	AVG
Thompson	6-6	237	56	121	.463	36	53	.679	13	18	31	24	22	1	9	4	148	24.7
Issel	6-6	222	49	96	.510	34	45	.756	18	40	58	17	20	0	5	4	132	22.0
Jones	6-6	187	31	64	.484	10	17	.588	11	24	35	21	25	1	17	14	72	12.0
Calvin	6-2	112	19	40	.475	24	29	.828	1	8	9	13	13	0	1	0	62	10.3
Wise	6-0	106	14	41	.341	17	25	.680	6	22	28	3	16	0	0	1	45	7.5
McClain	6-4	170	19	46	.413	6	8	.750	5	9	14	27	12	0	10	2	44	7.3
Price	6-2	158	19	53	.358	5	8	.625	6	18	24	25	18	0	12	1	43	7.2
Silas	6-4	141	14	33	.424	13	24	.542	16	24	40	16	23	1	2	4	41	6.8
Webster	6-0	96	13	26	.500	4	6	.667	14	26	40	31	20	2	1	1	30	5.0
Towe	1-0	6	2	3	.667	0	0	.000	0	0	1	0	0		0	0	4	4.0
Beck	5-0	29	3	9	.333	2	2	1.000	2	4	6	1	5	0	0	0	8	1.6
Taylor	1-0	1	0	0	.000	0	0	.000	0	0	0	0	0	0	0	0	0	0.0
NUGGETS	**6**	**1465**	**239**	**532**	**.449**	**151**	**217**	**.696**	**92**	**193**	**285**	**151**	**166**	**3**	**58**	**41**	**629**	**104.8**
OPPONENTS	**6**	**1465**	**259**	**533**	**.486**	**121**	**162**	**.747**	**77**	**191**	**268**	**158**	**168**	**7**	**53**	**41**	**639**	**106.5**

1978 (Won 6, Lost 7)

Player	GP/GS	MIN	FG	FGA	PCT	FT	FTA	PCT	OFF	DEF	REB	AST	PF	DQ	STL	TO	BS	PTS	AVG
Thompson	13-13	481	131	291	.450	66	80	.825	18	35	53	52	34	0	9	39	21	328	25.2
Issel	13-13	460	103	212	.486	56	65	.862	41	93	134	53	43	1	7	39	3	262	20.2
Roberts	13-13	400	86	199	.432	40	50	.800	45	63	108	30	57	3	11	27	7	212	16.3
Jones	13-13	390	66	116	.569	34	46	.739	36	66	102	35	42	1	16	24	9	166	12.8
Wilkerson	13-13	426	47	127	.370	26	42	.619	20	51	71	78	55	2	19	25	4	120	9.2
Simpson	13-0	225	43	95	.453	16	23	.696	5	14	19	38	20	0	4	21	2	102	7.8
Hillman	13-0	260	31	79	.392	11	15	.733	25	55	80	18	49	1	6	24	7	73	5.6
Calvin	12-0	135	19	42	.452	27	29	.931	3	5	8	21	11	0	7	11	0	65	5.4
Ellis	12-0	170	17	40	.425	12	15	.800	15	28	43	8	25	0	6	14	8	46	3.8
Smith	11-0	96	17	26	.654	5	7	.714	5	4	9	17	13	0	6	8	0	39	3.5
LaGarde	9-0	77	10	19	.526	5	7	.714	9	9	18	7	12	0	0	9	2	25	2.8
NUGGETS	**13**	**3120**	**570**	**1246**	**.457**	**298**	**379**	**.786**	**222**	**423**	**645**	**357**	**361**	**8**	**91**	**242**	**63**	**1438**	**110.6**
OPPONENTS	**13**	**3120**	**581**	**1220**	**.476**	**315**	**439**	**.718**	**205**	**380**	**585**	**362**	**430**	**2**	**115**	**205**	**97**	**1477**	**113.6**

1979 (Won 1, Lost 2)

Player	GP/GS	MIN	FG	FGA	PCT	FT	FTA	PCT	OFF	DEF	REB	AST	PF	DQ	STL	TO	BS	PTS	AVG
Thompson	3-3	122	38	69	.551	8	11	.727	7	14	21	12	12	0	12	4	1	84	28.0
Issel	3-3	109	24	45	.533	25	31	.806	7	21	28	10	15	0	9	0	1	73	24.3
Boswell	3-3	120	21	35	.600	10	13	.769	14	13	27	16	10	0	6	3	5	52	17.3
Scott	3-3	104	20	42	.476	8	14	.571	2	12	14	10	11	0	10	2	2	48	16.0
Roberts	3-0	80	13	33	.394	7	11	.636	5	8	13	6	9	0	3	2	1	33	11.0
Wilkerson	3-3	101	14	34	.412	1	3	.333	7	19	26	15	7	0	6	3	0	29	9.7
Ellis	3-0	24	2	6	.333	2	2	1.000	1	3	4	1	2	0	0	2	1	6	2.0
Hughes	3-0	35	1	2	.500	1	2	.500	3	8	11	0	8	0	3	2	0	3	1.0
Smith	3-0	25	0	7	.000	2	2	1.000	1	1	2	4	2	0	2	2	0	2	0.7
NUGGETS	**3**	**720**	**133**	**273**	**.487**	**64**	**89**	**.719**	**47**	**99**	**146**	**74**	**76**	**0**	**51**	**20**	**11**	**330**	**110.0**
OPPONENTS	**3**	**720**	**138**	**267**	**.517**	**62**	**80**	**.775**	**29**	**95**	**124**	**87**	**76**	**0**	**44**	**23**	**18**	**338**	**112.7**

1982 (Won 1, Lost 2)

			FIELD GOALS		3-POINT FG		FREE THROWS											
Player	GP-GS	MIN	FG/FGA	PCT	FG/FGA	PCT	FT-FTA	PCT	OFF/DEF	REB	AST	PF	DQ	STL	TO	BS	PTS	AVG
Issel	3/3	103	32/60	.533	0/0	.000	12/12	1.000	8/13	21	5	10	0	3	7	1	76	25.3
Vandeweghe	3/3	109	25/43	.581	0/0	.000	18/18	1.000	4/14	18	9	7	0	2	6	4	68	22.7
English	3/3	118	26/55	.473	0/0	.000	6/7	.857	8/15	23	17	6	0	3	4	3	58	19.3
McKinney	3/3	91	16/27	.593	0/1	.000	10/12	.833	2/4	6	10	9	0	3	5	0	42	14.0
Thompson	3/0	66	15/33	.455	1/3	.333	4/7	.571	4/6	10	6	8	0	1	8	0	35	11.7
Higgs	3/0	54	8/21	.381	0/2	.000	7/12	.583	1/2	3	6	12	0	3	5	0	23	7.7
Dunn	3/3	81	6/13	.462	0/0	.000	7/8	.875	10/8	18	10	11	0	8	5	1	19	6.3
Hordges	3/0	45	8/19	.421	0/1	.000	3/4	.750	2/11	13	2	4	0	1	4	0	19	6.3
Gondrezick	3/0	51	8/20	.400	0/1	.000	2/3	.667	3/5	8	9	8	0	2	0	1	18	6.0
Ray	1/0	2	0/0	.000	0/0	.000	0/0	.000	0/0	0	0	1	0	0	0	1	0	0.0
NUGGETS	**3**	**720**	**144/291**	**.495**	**1/8**	**.125**	**69/83**	**.831**	**42/78**	**120**	**74**	**76**	**0**	**26**	**44**	**11**	**358**	**119.3**
OPPONENTS	**3**	**720**	**153/286**	**.535**	**2/6**	**.333**	**55/77**	**.714**	**48/93**	**141**	**89**	**80**	**1**	**26**	**53**	**28**	**363**	**121.0**

1983 (Won 3, Lost 5)

Player	GP-GS	MIN	FIELD GOALS FG/FGA	FIELD GOALS PCT	3-POINT FG FG/FGA	3-POINT FG PCT	FREE THROWS FT-FTA	FREE THROWS PCT	OFF/DEF	REB	AST	PF	DQ	STL	TO	BS	PTS	AVG
Vandeweghe	8/8	317	87/160	.544	0/4	.000	40/50	.800	6/46	52	32	16	0	4	12	7	214	26.8
English	7/7	270	67/150	.447	0/2	.000	47/53	.887	20/24	44	42	21	0	4	21	7	181	25.9
Issel	8/8	227	69/136	.507	0/1	.000	25/29	.862	13/45	58	25	18	0	9	10	5	163	20.4
Evans	8/1	183	36/74	.486	3/10	.300	11/17	.647	2/17	19	38	20	0	5	22	0	86	10.8
Williams	7/7	134	24/54	.444	2/3	.667	7/7	1.000	2/11	13	37	27	1	8	19	1	57	8.1
McKinney	8/0	113	26/46	.565	0/0	.000	10/18	.556	5/8	13	18	15	0	2	7	0	62	7.8
Schayes	8/0	163	21/43	.488	0/0	.000	15/15	1.000	11/29	40	14	25	0	2	17	5	57	7.1
Hanzlik	8/1	157	20/50	.400	0/2	.000	14/17	.824	3/22	25	21	26	0	6	11	5	54	6.8
Dunn	8/8	300	18/41	.439	0/0	.000	5/8	.625	27/51	78	20	21	0	12	14	3	41	5.1
Gondrezick	6/0	66	7/19	.368	0/0	.000	1/2	.500	12/8	20	4	7	0	0	1	1	15	2.5
Ray	3/0	18	1/6	.167	0/0	.000	1/4	.250	1/2	3	0	3	0	0	0	1	3	1.0
Robisch	3/0	22	1/7	.143	0/0	.000	0/2	.000	3/6	9	1	2	0	0	0	1	2	0.7
NUGGETS	**8**	**1970**	**377/786**	**.480**	**5/22**	**.227**	**176/222**	**.793**	**105/269**	**374**	**252**	**201**	**1**	**52**	**134**	**36**	**935**	**116.9**
OPPONENTS	**8**	**1970**	**411/837**	**.491**	**10/37**	**.270**	**164/214**	**.766**	**121/310**	**431**	**260**	**217**	**3**	**76**	**121**	**67**	**996**	**124.5**

1984 (Won 2, Lost 3)

Player	GP-GS	MIN	FIELD GOALS FG/FGA	FIELD GOALS PCT	3-POINT FG FG/FGA	3-POINT FG PCT	FREE THROWS FT-FTA	FREE THROWS PCT	OFF/DEF	REB	AST	PF	DQ	STL	TO	BS	PTS	AVG
English	5/5	203	60/102	.588	0/1	.000	25/28	.893	16/24	40	28	17	0	3	7	2	145	29.0
Issel	5/5	153	52/102	.510	1/2	.500	32/39	.821	10/30	40	8	15	0	6	15	6	137	27.4
Vandeweghe	5/5	180	49/96	.510	2/5	.400	27/28	.964	6/17	23	20	14	1	9	10	5	127	25.4
Williams	5/4	149	21/47	.447	5/13	.385	10/12	.833	5/14	19	24	19	1	3	8	1	57	11.4
Dunn	5/5	178	14/25	.560	0/0	.000	5/7	.714	20/19	39	8	19	0	10	8	4	33	6.6
Hanzlik	5/1	82	11/19	.579	0/2	.000	6/6	1.000	3/5	8	21	16	0	3	6	0	28	5.6
Schayes	5/0	81	11/18	.611	0/0	.000	6/8	.750	3/21	24	4	20	0	4	7	3	28	5.6
Evans	5/0	77	9/28	.321	1/8	.125	4/4	1.000	1/2	3	12	13	0	0	8	0	23	4.6
Anderson	4/0	37	6/15	.400	0/1	.000	4/6	.667	1/8	9	5	6	0	0	1	1	16	4.0
Carter	5/0	60	7/22	.318	1/5	.200	0/0	.000	1/4	5	5	3	0	4	5	1	15	3.0
NUGGETS	**5**	**1200**	**240/474**	**.506**	**10/37**	**.270**	**119/138**	**.862**	**66/144**	**210**	**135**	**142**	**2**	**42**	**75**	**23**	**609**	**121.8**
OPPONENTS	**5**	**1200**	**230/448**	**.513**	**8/28**	**.286**	**144/178**	**.809**	**60/151**	**211**	**122**	**126**	**1**	**37**	**78**	**29**	**612**	**122.4**

1985 (Won 8, Lost 7)

Player	GP-GS	MIN	FIELD GOALS FG/FGA	FIELD GOALS PCT	3-POINT FG FG/FGA	3-POINT FG PCT	FREE THROWS FT-FTA	FREE THROWS PCT	OFF/DEF	REB	AST	PF	DQ	STL	TO	BS	PTS	AVG
English	14/14	536	163/304	.536	0/1	.000	97/109	.890	36/56	92	63	40	1	17	30	4	423	30.2
Natt	15/15	508	131/238	.550	0/0	.000	72/89	.809	31/68	99	57	35	0	8	31	5	334	22.3
Lever	11/8	342	49/122	.402	0/2	.000	48/63	.762	23/48	71	93	33	0	26	34	2	146	13.3
Issel	15/4	325	73/159	.459	1/1	1.000	39/48	.813	14/40	54	27	36	0	12	13	5	186	12.4
Cooper	15/12	321	67/143	.469	0/0	.000	30/40	.750	34/59	93	20	52	0	8	19	36	164	10.9
Evans	15/0	281	62/143	.434	17/51	.333	14/17	.824	3/29	32	46	39	0	13	36	3	155	10.3
Hanzlik	15/0	310	45/92	.489	0/1	.000	30/41	.732	24/22	46	33	57	2	14	22	6	120	8.0
Turner	15/4	358	50/102	.490	2/2	1.000	12/19	.632	30/43	73	46	42	0	17	26	1	114	7.6
White	10/3	123	27/57	.474	2/3	.667	7/12	.583	9/8	17	17	6	0	5	16	0	63	6.3
Dunn	15/15	371	27/65	.415	0	.000	14/19	.737	27/33	60	34	45	0	24	10	3	68	4.5
Schayes	9/0	118	11/26	.423	0/0	.000	14/20	.700	8/22	30	12	22	0	3	5	4	36	4.0
Kopicki	7/0	32	6/16	.375	0/0	.000	9/17	.529	2/11	13	3	5	0	1	1	1	21	3.0
NUGGETS	**15**	**3625**	**711/1467**	**.485**	**22/61**	**.361**	**386/494**	**.781**	**241/439**	**680**	**451**	**412**	**3**	**148**	**243**	**70**	**1830**	**122.0**
OPPONENTS	**15**	**3625**	**700/1330**	**.526**	**19/72**	**.264**	**383/513**	**.747**	**187/486**	**673**	**429**	**418**	**6**	**131**	**300**	**98**	**1802**	**120.1**

1986 (Won 5, Lost 5)

Player	GP-GS	MIN	FIELD GOALS FG/FGA	FIELD GOALS PCT	3-POINT FG FG/FGA	3-POINT FG PCT	FREE THROWS FT-FTA	FREE THROWS PCT	OFF/DEF	REB	AST	PF	DQ	STL	TO	BS	PTS	AVG
English	10/10	394	106/229	.463	0/1	.000	61/71	.859	18/17	35	52	29	0	4	28	4	273	27.3
Natt	10/6	293	66/142	.465	1/2	.500	46/59	.780	17/62	79	28	25	0	2	22	3	179	17.9
Lever	10/10	347	59/131	.450	8/14	.571	17/24	.708	15/33	48	53	33	0	20	23	2	143	14.3
Schayes	10/6	295	46/86	.535	0/0	.000	24/30	.800	34/48	82	9	37	1	4	21	17	116	11.6
Rasmussen	10/4	175	39/96	.406	0/0	.000	33/41	.805	27/33	60	10	28	1	5	7	9	111	11.1
Evans	10/0	204	30/82	.366	7/29	.241	25/30	.833	6/14	20	25	19	0	10	13	3	92	9.2
Cooper	8/4	154	24/56	.429	0/1	.000	15/22	.682	11/29	40	7	31	2	2	11	5	63	7.9
Hanzlik	6/0	102	15/28	.536	1/1	1.000	13/16	.813	2/4	6	19	12	0	1	7	1	44	7.3
Turner	10/0	196	29/54	.537	1/1	1.000	7/8	.875	12/17	29	22	19	1	7	5	0	66	6.6
Dunn	10/10	276	20/46	.435	0/0	.000	9/14	.643	22/31	53	13	34	1	16	3	0	49	4.9
White	4/0	21	2/7	.286	1/4	.250	0/0	.000	1/2	3	6	4	0	1	2	0	5	1.3
Williams	4/0	18	2/4	.500	0/1	.000	0/0	.000	1/3	4	3	2	0	0	0	0	4	1.0
NUGGETS	**10**	**2475**	**438/961**	**.456**	**19/54**	**.352**	**250/315**	**.794**	**166/293**	**459**	**247**	**273**	**6**	**72**	**144**	**44**	**1145**	**114.5**
OPPONENTS	**10**	**2475**	**466/943**	**.494**	**7/36**	**.194**	**239/325**	**.735**	**158/345**	**503**	**292**	**269**	**9**	**67**	**174**	**68**	**1178**	**117.8**

1987 (Won 0, Lost 3)

Player	GP-GS	MIN	FIELD GOALS FG/FGA	FIELD GOALS PCT	3-POINT FG FG/FGA	3-POINT FG PCT	FREE THROWS FT-FTA	FREE THROWS PCT	OFF/DEF	REB	AST	PF	DQ	STL	TO	BS	PTS	AVG
English	3/3	76	25/49	.510	0/0	.000	6/7	.857	10/4	14	10	9	1	0	8	0	56	18.7
Rasmussen	3/3	92	22/45	.489	0/0	.000	5/10	.500	8/15	23	7	12	0	2	5	2	49	16.3
Lever	3/3	99	19/50	.380	2/8	.250	6/9	.667	5/13	18	22	7	0	7	2	0	46	15.3
Martin	3/0	54	12/29	.414	0/1	.000	7/12	.583	4/5	9	10	12	0	0	5	1	31	10.3
Schayes	3/0	75	12/17	.706	0/0	.000	6/9	.667	6/11	17	2	10	0	1	3	2	30	10.0
Walker	3/3	68	11/34	.324	0/0	.000	4/7	.571	3/7	10	5	4	0	2	4	0	26	8.7
Hanzlik	3/2	76	8/25	.320	0/2	.000	9/15	.600	0/6	6	7	6	0	4	3	0	25	8.3
Alarie	3/0	41	9/15	.600	0/0	.000	2/2	1.000	0/5	5	1	9	0	2	4	2	20	6.7
Evans	3/0	57	7/19	.368	2/7	.286	2/2	1.000	2/5	7	8	6	0	3	3	0	18	6.0
Cooper	3/1	41	5/12	.417	0/0	.000	2/2	1.000	6/11	17	2	9	0	0	1	1	12	4.0
Smith	3/0	19	2/6	.333	0/0	.000	6/9	.667	1/4	5	4	1	0	0	4	2	10	3.3
Dunn	3/0	22	1/4	.250	0/0	.000	0/0	.000	1/2	3	2	3	0	1	1	1	2	0.7
NUGGETS	**3**	**720**	**133/305**	**.436**	**4/18**	**.222**	**55/84**	**.655**	**46/88**	**134**	**80**	**88**	**1**	**22**	**44**	**11**	**325**	**108.3**
OPPONENTS	**3**	**720**	**143/280**	**.511**	**11/22**	**.500**	**110/135**	**.815**	**40/119**	**159**	**107**	**65**	**0**	**22**	**32**	**34**	**407**	**135.7**

1988 (Won 5, Lost 6)

Player	GP-GS	MIN	FIELD GOALS FG/FGA	FIELD GOALS PCT	3-POINT FG FG/FGA	3-POINT FG PCT	FREE THROWS FT-FTA	FREE THROWS PCT	OFF/DEF	REB	AST	PF	DQ	STL	TO	BS	PTS	AVG
English	11/11	438	116/255	.455	0/3	.000	35/43	.814	31/28	59	48	34	0	7	16	3	267	24.3
Vincent	8/0	200	53/104	.510	0/1	.000	34/40	.830	10/27	37	6	25	0	5	14	4	140	17.5
Lever	7/7	273	45/98	.459	3/7	.429	26/33	.788	16/49	65	49	15	0	13	4	4	119	17.0
Schayes	11/11	314	55/88	.625	0/0	.000	70/83	.843	30/49	79	18	46	1	3	24	10	180	16.4
Adams	11/11	406	47/130	.362	17/54	.315	36/41	.878	9/27	36	64	19	0	18	23	2	147	13.4
Rasmussen	11/11	277	60/127	.472	0/0	.000	18/20	.900	25/46	71	7	33	0	1	6	12	138	12.5
Evans	11/1	219	45/114	.395	12/44	.273	14/15	.933	6/16	22	23	19	0	12	12	0	116	10.5
Hanzlik	11/0	212	20/56	.357	0/8	.000	18/26	.692	11/18	29	26	40	1	5	14	9	58	5.3
Dunn	11/3	185	11/20	.550	0/0	.000	4/8	.500	11/18	29	3	20	0	8	4	0	26	2.4
Martin	3/0	9	1/5	.200	0/1	.000	5/6	.833	0/1	1	0	1	0	0	1	1	7	2.3
Cooper	9/0	96	8/23	.348	0/0	.000	2/2	1.000	16/17	33	6	19	0	3	4	8	18	2.0
Brooks	4/0	11	1/3	.333	1/2	.500	0/0	.000	1/3	4	2	1	0	0	0	0	3	0.8
NUGGETS	**11**	**2640**	**462/1023**	**.452**	**33/120**	**.275**	**262/317**	**.826**	**166/299**	**465**	**252**	**272**	**2**	**75**	**124**	**53**	**1219**	**110.8**
OPPONENTS	**11**	**2640**	**490/958**	**.511**	**15/61**	**.246**	**250/342**	**.731**	**159/359**	**518**	**280**	**272**	**4**	**62**	**178**	**53**	**1245**	**113.2**

1989 (Won 0, Lost 3)

Player	GP-GS	MIN	FIELD GOALS FG/FGA	FIELD GOALS PCT	3-POINT FG FG/FGA	3-POINT FG PCT	FREE THROWS FT-FTA	FREE THROWS PCT	OFF/DEF	REB	AST	PF	DQ	STL	TO	BS	PTS	AVG
English	3/3	108	32/62	.516	0/0	.000	14/16	.875	8/5	13	11	6	0	1	14	0	78	26.0
Davis	3/0	94	31/60	.517	0/0	.000	15/15	1.000	2/3	5	4	11	0	3	8	0	77	25.7
Adams	2/1	75	15/36	.417	10/22	.455	7/8	.875	5/12	17	9	6	0	3	8	0	47	23.5
Hanzlik	3/3	106	14/33	.424	3/6	.500	7/12	.583	6/14	20	9	13	9	5	2	1	38	12.7
Lever	2/2	58	9/24	.375	2/3	.667	2/2	1.000	2/11	13	19	4	0	4	6	0	22	11.0
Cook	3/3	66	12/24	.500	1/2	.500	6/6	1.000	2/11	13	11	12	0	3	4	0	31	10.3
Turner	3/0	74	6/13	.462	0/1	.000	2/6	.333	2/9	11	3	9	0	1	0	0	14	4.7
Cooper	3/3	44	6/12	.500	0/0	.000	0/0	.000	4/9	13	2	10	0	1	0	2	12	4.0
Schayes	2/0	36	1/7	.143	0/0	.000	6/8	.750	2/9	11	1	4	0	1	1	1	8	4.0
Lane	2/0	21	2/7	.286	0/1	.000	2/2	1.000	1/5	6	2	4	0	0	0	0	6	3.0
Greenwood	3/0	34	2/6	.333	0/0	.000	1/2	.500	2/9	11	1	7	0	1	6	1	5	1.7
Rasmussen	2/0	4	0/0	.000	0/0	.000	0/0	.000	0/0	0	0	1	0	0	1	0	0	0.0
NUGGETS	**3**	**720**	**130/284**	**.458**	**16/39**	**.410**	**62/77**	**.805**	**36/97**	**133**	**72**	**87**	**0**	**23**	**50**	**5**	**338**	**112.7**
OPPONENTS	**3**	**720**	**126/264**	**.477**	**9/32**	**.281**	**105/126**	**.833**	**40/118**	**158**	**76**	**69**	**0**	**33**	**48**	**10**	**366**	**122.0**

1990 (Won 0, Lost 3)

Player	GP-GS	MIN	FIELD GOALS FG/FGA	FIELD GOALS PCT	3-POINT FG FG/FGA	3-POINT FG PCT	FREE THROWS FT-FTA	FREE THROWS PCT	OFF/DEF	REB	AST	PF	DQ	STL	TO	BS	PTS	AVG
English	3/3	76	25/44	.568	0/0	.000	9/11	.818	3/6	9	9	6	0	2	2	1	59	19.7
Lever	3/3	113	19/51	.373	1/7	.143	13/14	.929	11/21	32	21	7	0	8	5	1	52	17.3
Rasmussen	3/0	84	19/48	.396	0/0	.000	9/10	.900	8/18	26	1	10	0	2	2	4	47	15.7
Lichti	3/0	70	15/29	.517	0/1	.000	14/19	.737	5/13	18	9	6	0	1	8	0	44	14.7
Davis	3/0	70	18/45	.400	0/1	.000	6/6	1.000	4/5	9	6	4	0	1	5	0	42	14.0
Adams	3/3	105	13/34	.382	6/20	.300	7/8	.875	0/6	6	18	10	0	4	8	0	39	13.0
Hanzlik	3/0	79	5/17	.294	1/3	.333	10/10	1.000	5/5	10	11	13	1	5	2	2	21	7.0
Carroll	3/3	46	9/16	.563	0/0	.000	2/2	1.000	1/8	9	3	6	0	1	1	5	20	6.7
Kempton	3/1	32	7/9	.778	0/0	.000	4/4	1.000	1/4	5	4	8	0	0	2	0	18	6.0
Lane	2/2	14	0/3	.000	0/0	.000	1/2	.500	0/1	1	2	4	0	0	2	0	1	0.5
Dunn	3/0	31	0/0	.000	0/0	.000	0/0	.000	1/6	7	2	3	0	4	1	1	0	0.0
NUGGETS	**3**	**720**	**130/296**	**.439**	**8/32**	**.250**	**75/86**	**.872**	**39/93**	**132**	**86**	**77**	**1**	**28**	**38**	**14**	**343**	**114.3**
OPPONENTS	**3**	**720**	**156/295**	**.529**	**0/5**	**.000**	**67/93**	**.720**	**45/118**	**163**	**103**	**70**	**0**	**28**	**45**	**20**	**379**	**126.3**

1994 (Won 6, Lost 6)

Player	GP-GS	MIN	FIELD GOALS FG/FGA	PCT	3-POINT FG FG/FGA	PCT	FREE THROWS FT-FTA	PCT	OFF/DEF	REB	AST	PF	DQ	STL	TO	BS	PTS	AVG
Ellis	12/12	436	68/142	.479	3/6	.500	38/54	.704	27/70	97	26	46	2	9	19	11	177	14.8
R. Williams	12/12	405	62/149	.416	20/50	.400	27/35	.771	18/43	61	42	53	1	9	28	12	171	14.3
Mutombo	12/12	511	50/108	.463	0/0	.000	59/98	.602	40/104	144	21	42	0	8	30	69	159	13.3
Abdul-Rauf	12/12	339	57/154	.370	12/37	.324	29/31	.935	3/15	18	30	29	0	5	14	1	155	12.9
Pack	12/0	332	48/118	.407	6/20	.300	39/55	.709	5/23	28	51	41	0	18	46	6	141	11.8
Stith	12/12	413	43/102	.422	0/1	.000	50/60	.833	23/33	56	26	23	0	11	14	2	136	11.3
Dele	12/0	289	42/76	.553	0/0	.000	27/41	.659	33/56	89	11	36	0	4	17	11	111	9.3
Rogers	12/0	190	19/49	.388	6/19	.316	17/27	.630	8/13	21	16	25	0	7	8	6	61	5.1
Brooks	2/0	5	2/7	.286	0/1	.000	1/2	.500	1/1	2	0	0	0	0	0	0	5	2.5
Mee	3/0	30	3/6	.500	1/4	.250	0/0	.000	0/2	2	2	4	0	3	3	0	7	2.3
Hammonds	8/0	49	2/9	.222	0/0	.000	5/6	.833	5/8	13	2	6	0	0	1	0	9	1.1
Randall	2/0	6	0/1	.000	0/0	.000	0/0	.000	1/4	5	0	1	0	0	1	1	0	0.0
NUGGETS	**12**	**3005**	**396/921**	**.430**	**48/138**	**.348**	**292/409**	**.714**	**164/372**	**536**	**227**	**306**	**3**	**74**	**200**	**119**	**1132**	**94.3**
OPPONENTS	**12**	**3005**	**417/977**	**.427**	**30/101**	**.297**	**291/390**	**.746**	**165/341**	**506**	**265**	**344**	**7**	**104**	**140**	**59**	**1155**	**96.3**

1995 (Won 0, Lost 3)

Player	GP-GS	MIN	FIELD GOALS FG/FGA	PCT	3-POINT FG FG/FGA	PCT	FREE THROWS FT-FTA	PCT	OFF/DEF	REB	AST	PF	DQ	STL	TO	BS	PTS	AVG
Stith	3/1	85	17/32	.531	1/6	.167	15/19	.789	3/6	9	7	7	0	1	0	1	50	16.7
Abdul-Rauf	3/2	76	12/33	.364	2/12	.167	14/14	1.000	2/3	5	5	8	0	2	8	0	40	13.3
D. Ellis	3/0	73	10/28	.357	4/13	.308	12/13	.923	6/8	14	3	6	0	2	2	1	36	12.0
Rose	3/3	99	13/28	.464	1/4	.250	3/5	.600	4/7	11	18	9	0	3	9	2	30	10.0
Rogers	3/3	76	12/22	.545	1/4	.250	1/4	.250	1/11	12	5	1	3	1	5	4	26	8.7
R. Williams	3/3	84	8/36	.222	4/13	.308	6/6	1.000	5/11	16	12	11	0	3	3	1	26	8.7
Dele	3/0	44	10/18	.556	0/0	----	4/4	1.000	5/13	18	2	15	1	0	10	1	24	8.0
Hammonds	3/0	44	9/14	.643	0/0	----	2/6	.333	3/4	7	1	12	0	0	4	2	20	6.7
Mutombo	3/3	84	6/10	.600	0/0	----	6/9	.667	4/15	19	1	15	1	0	7	7	18	6.0
Levingston	3/0	35	3/6	.500	0/0	----	1/2	.500	6/3	9	1	4	0	3	2	2	7	2.3
Grant	3/0	20	0/6	.000	0/1	.000	2/2	1.000	3/0	3	5	5	0	1	0	0	2	0.7
NUGGETS	**3**	**720**	**100/233**	**.429**	**13/53**	**.245**	**66/84**	**.786**	**42/81**	**123**	**60**	**105**	**3**	**18**	**52**	**21**	**279**	**93.0**
OPPONENTS	**3**	**720**	**108/221**	**.489**	**14/34**	**.412**	**95/124**	**.766**	**31/84**	**115**	**68**	**72**	**0**	**22**	**36**	**12**	**325**	**108.3**

2004 (Won 1, Lost 4)

Player	GP-GS	MIN	FIELD GOALS FG/FGA	PCT	3-POINT FG FG/FGA	PCT	FREE THROWS FT-FTA	PCT	OFF/DEF	REB	AST	PF	DQ	STL	TO	BS	PTS	AVG
Lenard	5/5	161	32/75	.427	11/24	.458	10/14	.714	4/9	13	12	13	0	4	9	0	85	17.0
Miller	5/5	174	34/72	.472	0/2	.000	9/11	.818	15/8	23	16	16	1	8	10	0	77	15.4
Anthony	4/4	143	21/64	.328	2/11	.182	16/20	.800	7/26	33	11	11	1	5	17	0	60	15.0
Boykins	5/0	121	28/63	.444	5/14	.357	6/7	.857	6/6	12	19	6	0	5	6	1	67	13.4
Camby	5/5	194	27/55	.491	1/2	.500	8/14	.571	14/43	57	12	21	0	4	6	7	63	12.6
Nenê	5/5	132	16/36	.444	0/0	----	7/13	.538	12/13	25	15	22	0	5	9	3	39	7.8
Barry	5/1	100	8/24	.333	3/9	.333	2/3	.667	4/14	18	10	4	0	3	4	0	21	4.2
Elson	4/0	60	7/12	.583	0/0	----	1/2	.500	1/8	9	2	14	0	2	3	1	15	3.8
Doleac	5/0	49	5/10	.500	0/0	----	0/0	----	2/5	7	3	8	0	0	1	0	10	2.0
White	4/0	26	4/15	.267	0/3	.000	0/0	----	1/4	5	0	3	0	2	2	0	8	2.0
Andersen	5/0	34	3/9	.333	0/0	----	0/0	----	6/8	14	2	3	0	1	2	2	6	1.2
Bowen	4/0	6	1/1	1.000	0/0	----	0/0	----	0/0	0	0	0	0	0	0	0	2	0.5
NUGGETS	**5**	**1200**	**186/436**	**.427**	**22/65**	**.338**	**59/84**	**.702**	**72/144**	**216**	**102**	**121**	**2**	**39**	**71**	**14**	**453**	**90.6**
OPPONENTS	**5**	**1200**	**173/376**	**.460**	**32/65**	**.492**	**95/131**	**.725**	**46/155**	**201**	**100**	**108**	**0**	**34**	**82**	**30**	**473**	**94.6**

2005 (Won 1, Lost 4)

Player	GP-GS	MIN	FIELD GOALS FG/FGA	PCT	3-POINT FG FG/FGA	PCT	FREE THROWS FT-FTA	PCT	OFF/DEF	REB	AST	PF	DQ	STL	TO	BS	PTS	AVG
Anthony	5/5	180	35/83	.422	0/1	.000	26/32	.813	14/13	27	10	20	0	3	13	1	96	19.2
Miller	5/5	184	28/66	.424	2/4	.500	23/32	.719	9/17	26	26	22	2	10	12	1	81	16.2
Boykins	5/1	152	27/68	.397	0/7	.000	17/19	.895	2/3	5	19	13	0	4	9	1	71	14.2
Martin	5/5	164	27/58	.466	0/1	.000	8/13	.615	7/21	28	6	22	1	5	7	5	62	12.4
Camby	5/5	184	17/41	.415	0/0	---	17/27	.630	4/52	56	9	18	0	3	11	16	51	10.2
Johnson	4/2	78	11/20	.550	4/11	.364	3/3	1.000	3/5	8	3	9	0	2	0	2	29	7.3
Nenê	5/0	101	9/21	.429	0/0	---	15/23	.652	9/16	25	2	16	0	2	5	2	33	6.6
Person	4/0	54	6/14	.429	3/8	.375	0/0	---	1/0	1	1	0	0	1	1	0	15	3.8
Buckner	5/2	100	4/18	.222	2/9	.222	0/0	---	1/15	16	5	14	0	2	3	1	10	2.0
Russell	3/0	9	0/1	.000	0/1	.000	3/3	1.000	0/0	0	0	0	0	0	0	0	3	1.0
Elson	1/0	6	0/1	.000	0/0	---	0/0	---	0/3	3	0	0	0	0	0	0	0	0.0
Najera	2/0	13	0/2	.000	0/0	---	0/0	---	1/1	2	1	1	0	0	1	0	0	0.0
NUGGETS	**5**	**1225**	**164/393**	**.417**	**11/42**	**.262**	**112/152**	**.737**	**51/146**	**197**	**82**	**135**	**3**	**32**	**65**	**29**	**451**	**90.2**
OPPONENTS	**5**	**1225**	**172/389**	**.442**	**35/92**	**.380**	**123/163**	**.755**	**53/170**	**223**	**99**	**124**	**1**	**25**	**71**	**35**	**502**	**100.4**

2006 (Won 1, Lost 4)

Player	GP-GS	MIN	FIELD GOALS FG/FGA	FIELD GOALS PCT	3-POINT FG FG/FGA	3-POINT FG PCT	FREE THROWS FT-FTA	FREE THROWS PCT	OFF/DEF	REB	AST	PF	DQ	STL	TO	BS	PTS	AVG
Anthony	5/5	193	33/99	.333	0/4	.000	39/52	.750	12/21	33	14	20	1	4	15	1	105	21.0
Miller	5/5	182	34/77	.442	0/0	---	14/17	.824	8/14	22	36	12	0	5	16	1	82	16.4
Buckner	5/4	137	23/55	.418	10/32	.313	7/8	.875	3/11	14	6	12	0	3	1	1	63	12.6
Camby	5/5	175	26/62	.419	0/0	---	5/9	.556	13/42	55	11	14	0	4	4	14	57	11.4
Boykins	5/0	140	19/59	.322	4/19	.211	13/17	.765	3/4	7	20	6	0	4	3	2	9	11.0
Patterson	4/1	58	9/17	.529	0/0	---	2/5	.400	5/1	6	3	6	0	1	3	0	20	5.0
Martin	2/0	35	4/13	.308	0/0	---	1/2	.500	6/3	9	1	5	0	4	3	2	9	4.5
Evans	5/0	69	3/7	.429	0/2	.000	13/18	.722	8/15	23	0	11	0	2	6	1	19	3.8
Johnson	3/0	34	3/13	.231	1/10	.100	0/0	---	2/8	10	2	1	0	0	1	1	7	2.3
Kleiza	3/0	14	3/8	.375	0/1	.000	0/0	---	1/3	4	2	3	0	0	0	0	6	2.0
Najera	4/3	89	3/14	.214	0/0	---	2/4	.500	4/11	15	2	13	0	3	4	0	8	2.0
Elson	5/2	75	3/5	.600	0/0	---	0/0	---	5/6	11	2	13	1	4	3	0	6	1.2
NUGGETS	**5**	**1200**	**163/429**	**.380**	**15/68**	**.221**	**96/132**	**.727**	**70/139**	**209**	**99**	**116**	**2**	**34**	**59**	**21**	**437**	**87.4**
OPPONENTS	**5**	**1200**	**171/370**	**.462**	**23/64**	**.359**	**110/137**	**.803**	**42/170**	**212**	**112**	**135**	**2**	**28**	**87**	**29**	**475**	**95.0**

2007 (Won 1, Lost 4)

Player	GP-GS	MIN	FIELD GOALS FG/FGA	FIELD GOALS PCT	3-POINT FG FG/FGA	3-POINT FG PCT	FREE THROWS FT-FTA	FREE THROWS PCT	OFF/DEF	REB	AST	PF	DQ	STL	TO	BS	PTS	AVG
Anthony	5/5	210	47/98	.480	9-18	.500	31-39	.795	18/25	43	6	12	0	5	19	0	134	26.8
Iverson	5/5	223	42/114	.368	5-17	.294	25-31	.806	0/3	3	29	11	0	7	15	0	114	22.8
Nenê	5/5	179	31/53	.585	0-0	---	14-18	.778	22/17	39	12	21	1	3	13	3	76	15.2
Carter	1/0	14	4/4	1.000	0-0	---	0-1	.000	0/1	1	2	2	0	0	1	0	8	8.0
Camby	5/5	184	17/45	.378	0-0	---	4-6	.667	12/62	74	10	14	0	4	10	16	38	7.6
Blake	5/5	180	14/31	.452	8-16	.500	0-0	---	1/11	12	23	8	0	3	10	0	36	7.2
J.R. Smith	4/0	47	6/22	.273	0-12	.000	6-6	1.000	1/8	9	2	6	0	4	3	1	18	4.5
Najera	5/0	96	4/17	.235	0-3	.000	1-2	.500	11/17	28	2	10	0	2	2	1	9	1.8
Kleiza	5/0	66	3/13	.231	1-6	.167	1-2	.500	0/8	8	2	6	0	0	0	0	8	1.6
Diawara	1/0	1	0/0	---	0-0	---	0-0	---	0/0	0	0	0	0	0	0	0	0	0.0
NUGGETS	**5**	**1200**	**168/397**	**.423**	**23-72**	**.319**	**82-105**	**.781**	**65/152**	**217**	**88**	**90**	**1**	**28**	**76**	**21**	**441**	**88.2**
OPPONENTS	**5**	**1200**	**184/415**	**.443**	**41-105**	**.390**	**62-81**	**.765**	**60/141**	**201**	**115**	**89**	**0**	**35**	**61**	**26**	**471**	**94.2**

2008 (Won 0, Lost 4)

Player	GP/GS	MIN	FIELD GOALS FG/FGA	FIELD GOALS PCT	3-POINT FG FG/FGA	3-POINT FG PCT	FREE THROWS FT/FTA	FREE THROWS PCT	REBOUNDS OFF/DEF	REBOUNDS TOT	AST	PF	DQ	STL	TO	BS	PTS	AVG
Iverson	4/4	158	36/83	.434	3/14	.214	23/33	.697	4/8	12	18	3	0	4	7	1	98	24.5
Anthony	4/4	146	32/88	.364	2/8	.250	24/29	.828	19/19	38	8	17	1	2	12	1	90	22.5
Smith	4/0	108	23/43	.535	7/22	.318	20/24	.833	1/6	7	7	12	1	4	5	0	73	18.3
Kleiza	4/3	122	22/41	.537	3/14	.214	9/13	.692	8/18	26	3	11	0	1	5	0	56	14.0
Martin	4/4	118	15/34	.441	0/0	---	5/8	.625	13/12	25	5	20	2	4	9	2	35	8.8
Nenê	3/0	30	5/9	.556	0/0	---	3/3	1.000	3/4	7	1	8	1	2	2	1	13	4.3
Najera	4/0	78	7/14	.500	2/5	.400	0/0	---	5/8	13	6	15	1	3	5	1	16	4.0
Camby	4/4	124	5/21	.238	1/1	1.000	2/6	.333	11/42	53	12	10	0	4	10	12	13	3.3
Carter	4/1	61	4/14	.286	0/5	.000	0/0	---	2/8	10	14	6	0	1	3	1	8	2.0
Diawara	3/0	8	2/5	.400	0/2	.000	0/0	---	0/1	1	0	0	0	0	0	0	4	1.3
Atkins	1/0	3	0/1	.000	0/1	.000	0/0	---	0/1	1	0	0	0	0	0	0	0	0.0
Hunter	2/0	5	0/1	.000	0/0	---	0/0	---	0/2	2	0	0	0	0	0	0	0	0.0
NUGGETS	**4**	**960**	**151/354**	**.427**	**18/72**	**.250**	**86/116**	**.741**	**66/129**	**195**	**74**	**102**	**6**	**25**	**58**	**19**	**406**	**101.5**
OPPONENTS	**4**	**960**	**169/350**	**.483**	**37/93**	**.398**	**84/119**	**.706**	**45/125**	**170**	**112**	**90**	**0**	**28**	**48**	**25**	**459**	**114.8**

2009 (Won 10, Lost 6)

Player	GP/GS	MIN	FIELD GOALS FG/FGA	FIELD GOALS PCT	3-POINT FG FG/FGA	3-POINT FG PCT	FREE THROWS FT/FTA	FREE THROWS PCT	REBOUNDS OFF/DEF	REBOUNDS TOT	AST	PF	DQ	STL	TO	BS	PTS	AVG
Anthony	16/16	612	146/322	.453	24/66	.364	119/144	.826	26/67	93	65	60	1	28	37	10	435	27.2
Billups	16/16	619	90/197	.457	44/94	.468	106/117	.906	5/56	61	109	38	0	20	31	4	330	20.6
Smith	16/0	435	88/194	.454	38/106	.358	25/46	.543	11/42	53	45	51	0	17	26	4	239	14.9
Nenê	16/16	525	69/126	.548	0/0	---	46/70	.657	37/83	120	42	65	3	20	31	10	184	11.5
Martin	16/16	538	75/151	.497	1/5	.200	23/35	.657	24/70	94	34	60	3	18	26	14	174	10.9
Jones	16/16	280	38/79	.481	3/12	.250	33/43	.767	16/22	38	10	41	0	13	13	5	112	7.0
Kleiza	14/0	210	31/66	.470	17/40	.425	18/24	.750	8/37	45	7	17	0	5	2	1	97	6.9
Andersen	15/0	328	34/54	.630	0/1	.000	29/44	.659	29/66	95	9	42	1	5	8	32	97	6.5
Carter	16/0	228	20/49	.408	2/12	.167	2/4	.500	11/21	32	34	27	0	15	11	1	44	2.8
Petro	10/0	26	2/9	.222	0/0	---	5/8	.625	2/4	6	1	4	0	0	1	1	9	0.9
Balkman	8/0	20	2/6	.333	0/1	.000	0/0	---	2/2	4	1	3	0	4	0	0	4	0.5
Hart	9/0	19	1/2	.500	0/0	---	0/0	---	0/3	3	5	5	0	2	1	1	2	0.2
NUGGETS	**16**	**3840**	**596/1255**	**.475**	**129/337**	**.383**	**406/535**	**.759**	**171/473**	**644**	**362**	**413**	**8**	**147**	**194**	**83**	**1727**	**107.9**
OPPONENTS	**16**	**3840**	**543/1211**	**.448**	**108/318**	**.340**	**395/502**	**.787**	**160/477**	**637**	**307**	**408**	**5**	**100**	**249**	**71**	**1589**	**99.3**

2010 (Won 2, Lost 4)

Player	GP/GS	MIN	FIELD GOALS FG/FGA	FIELD GOALS PCT	3-POINT FG FG/FGA	3-POINT FG PCT	FREE THROWS FT/FTA	FREE THROWS PCT	REBOUNDS OFF/DEF	REBOUNDS TOT	AST	PF	DQ	STL	TO	BS	PTS	AVG
Anthony	6/6	25	464/138	.464	6/19	.316	50/57	.877	14/37	51	20	26	1	12	21	3	184	30.7
Billups	6/6	207	37/83	.446	11/31	.355	37/42	.881	1/13	14	38	24	1	6	18	3	122	20.3
Nenê	5/5	169	18/29	.621	0/0	---	21/36	.583	8/21	29	11	17	0	6	4	1	57	11.4
Smith	6/0	159	21/57	.368	11/31	.355	14/16	.875	5/18	23	10	17	0	4	6	2	67	11.2
Martin	6/6	205	24/50	.480	0/1	.000	12/19	.632	14/36	50	8	27	0	9	11	7	60	10.0
Afflalo	6/6	120	20/32	.625	6/14	.429	9/11	.818	1/11	12	7	21	0	1	4	2	55	9.2
Lawson	6/0	118	15/35	.429	4/10	.400	13/19	.684	4/4	8	16	18	0	6	8	0	47	7.8
Graham	4/0	29	10/17	.588	1/3	.333	3/5	.600	4/6	10	0	6	1	2	1	1	24	6.0
Andersen	6/0	116	9/17	.529	0/0	---	9/14	.643	7/20	27	1	14	0	1	4	6	27	4.5
Petro	6/1	45	6/11	.545	0/0	---	1/2	.500	2/9	11	1	13	0	1	3	3	13	2.2
Allen	4/0	11	0/1	.000	0/0	---	0/0	---	2/1	3	0	2	0	1	0	0	0	0.0
Carter	1/0	7	0/1	.000	0/0	---	0/0	---	0/0	0	3	0	0	0	0	0	0	0.0
NUGGETS	**6**	**1440**	**224/471**	**.476**	**39/109**	**.358**	**169/221**	**.765**	**62/176**	**238**	**115**	**185**	**3**	**49**	**82**	**28**	**656**	**109.3**
OPPONENTS	**6**	**1440**	**231/456**	**.507**	**38/99**	**.384**	**163/228**	**.715**	**53/178**	**231**	**148**	**167**	**2**	**33**	**87**	**26**	**663**	**110.5**

2011 (Won 1, Lost 4)

Player	GP/GS	MIN	FIELD GOALS FG/FGA	FIELD GOALS PCT	3-POINT FG FG/FGA	3-POINT FG PCT	FREE THROWS FT/FTA	FREE THROWS PCT	REBOUNDS OFF/DEF	REBOUNDS TOT	AST	PF	DQ	STL	TO	BS	PTS	AVG
Lawson	5/5	167	26/52	.500	5/11	.455	21/23	.913	7/10	17	19	9	0	5	6	1	78	15.6
Nenê	5/5	162	22/46	.478	0/0	---	27/48	.563	14/31	45	8	17	0	5	8	4	71	14.2
Gallinari	5/5	148	19/44	.432	7/15	.467	15/21	.714	1/16	17	10	17	0	4	7	0	60	12.0
Martin	5/5	148	24/50	.480	0/0	---	11/18	.611	6/33	39	8	18	0	2	7	2	59	11.8
Felton	5/0	152	18/50	.360	4/16	.250	18/24	.750	0/9	9	21	10	0	6	10	0	58	11.6
Afflalo	3/3	85	12/34	.353	3/12	.250	7/8	.875	0/9	9	7	10	0	0	3	0	34	11.3
Smith	5/0	76	16/45	.356	9/21	.429	8/11	.727	1/9	10	5	8	0	2	8	0	49	9.8
Harrington	5/0	70	10/22	.455	5/10	.500	3/4	.750	1/6	7	5	7	0	3	4	0	28	5.6
Andersen	5/0	73	7/11	.636	0/0	---	10/14	.714	5/9	14	3	8	0	3	3	7	24	4.8
Chandler	5/2	115	8/29	.276	1/7	.143	7/9	.778	2/20	22	2	15	1	3	4	4	24	4.8
Koufos	1/0	2	1/1	1.000	0/0	---	0/0	---	0	0	0	0	0	0	0	0	2	2.0
Forbes	1/0	2	0/1	.000	0/0	---	0/0	---	0/1	1	0	0	0	0	0	0	0	0.0
NUGGETS	**5**	**1200**	**163/385**	**.423**	**34/92**	**.370**	**127/180**	**.706**	**37/153**	**190**	**88**	**119**	**1**	**33**	**61**	**18**	**487**	**97.4**
OPPONENTS	**5**	**1200**	**168/400**	**.420**	**38/113**	**.336**	**137/172**	**.797**	**63/178**	**241**	**84**	**125**	**1**	**30**	**68**	**43**	**511**	**102.2**

2012 (Won 3, Lost 4)

Player	GP/GS	MIN	FIELD GOALS FG/FGA	FIELD GOALS PCT	3-POINT FG FG/FGA	3-POINT FG PCT	FREE THROWS FT/FTA	FREE THROWS PCT	REBOUNDS OFF/DEF	REBOUNDS TOT	AST	PF	DQ	STL	TO	BS	PTS	AVG
Lawson	7/7	242	45/109	.514	9/28	.321	12/19	.632	4/14	18	42	12	0	7	8	1	133	19.0
Gallinari	7/7	222	34/94	.362	4/23	.174	22/24	.917	9/27	36	17	15	0	5	9	4	94	13.4
Miller	7/0	200	31/73	.425	4/7	.571	13/15	.867	14/25	39	42	19	0	9	17	1	79	11.3
Afflalo	7/7	229	30/74	.405	4/20	.200	12/15	.800	5/20	25	19	14	0	5	9	2	76	10.9
Faried	7/7	192	32/60	.533	0/0	---	9/12	.750	25/45	70	4	20	0	5	14	8	73	10.4
Harrington	7/0	163	24/75	.320	10/35	.286	10/15	.667	7/23	30	6	13	0	3	3	1	68	9.7
McGee	7/0	181	23/53	.434	0/0	---	14/26	.538	23/44	67	5	21	0	54	4	22	60	8.6
Brewer	7/0	116	23/54	.426	6/20	.300	6/8	.750	6/8	14	6	11	0	7	2	2	58	8.3
Mozgov	7/5	99	12/25	.480	0/0	---	4/8	.500	10/13	23	3	16	0	2	5	6	28	4.0
Hamilton	2/0	5	2/3	.667	0/0	---	0/0	---	0/0	0	0	1	0	1	1	0	4	2.0
Stone	2/0	5	1/2	.500	0/0	---	0/0	---	1/0	1	2	0	0	0	0	0	2	1.0
Koufos	3/2	26	1/3	.333	0/0	---	0/0	---	4/7	11	0	5	0	0	3	1	2	0.7
NUGGETS	**7**	**1680**	**269/625**	**.430**	**37/133**	**.278**	**102/142**	**.718**	**108/226**	**334**	**146**	**147**	**0**	**49**	**78**	**48**	**677**	**96.7**
OPPONENTS	**7**	**1680**	**259/608**	**.426**	**43/136**	**.318**	**113/158**	**.715**	**113/219**	**332**	**150**	**131**	**0**	**41**	**84**	**66**	**674**	**96.3**

GASOL
16

DENVER NUGGETS

THE NBA

2012-13 DENVER NUGGETS MEDIA GUIDE

ATLANTA HAWKS

CENTENNIAL TOWER - 101 MARIETTA ST., STE. 1900 - ATLANTA, GA 30303 - (404) 878-3800

Managing Partners . . . . . Bruce Levenson, Michael Gearon
President, Atlanta Hawks & Philips Arena . . Bob Williams
Pres. of Basketball Ops/General Manager . . Danny Ferry
Assistant General Managers . . . . . Wes Wilcox, Scott Wilkinson
Head Coach . . . . . Larry Drew
Assistant Coaches. . . . . Lester Conner, Bob Bender, Kenny Gattison, Bob Weiss,
. . . . . Nick Van Exel
Head Athletic Trainer. . . . . Wally Blase
Vice President of Public Relations . . . . . Garin Narain
2011-12 Record. . . . . 40-26 (Lost to Boston, 4-2, in First Round)
Arena . . . . . Philips Arena (18,238)

NUGGETS ALL-TIME VS. ATLANTA

YEAR	HOME	AWAY	TOTAL	RUNNING TOTAL
76-77	2-0	0-2	2-2	2-2
77-78	2-0	1-1	3-1	5-3
78-79	1-1	0-2	1-3	6-6
79-80	1-0	0-1	1-1	7-7
80-81	1-0	0-1	1-1	8-8
81-82	1-0	0-1	1-1	9-9
82-83	0-1	1-0	1-1	10-10
83-84	1-0	1-0	2-0	12-10
84-85	1-0	1-0	2-0	14-10
85-86	1-0	0-1	1-1	15-11
86-87	0-1	0-1	0-2	15-13
87-88	1-0	0-1	1-1	16-14
88-89	1-0	1-0	2-0	18-14
89-90	1-0	0-1	1-1	19-15
90-91	1-0	0-1	1-1	20-16
91-92	0-1	0-1	0-2	20-18
92-93	0-1	0-1	0-2	20-20
93-94	1-0	0-1	1-1	21-21
94-95	0-1	0-1	0-2	21-23
95-96	1-0	0-1	1-1	22-24
96-97	1-0	0-1	1-1	23-25
97-98	0-1	0-1	0-2	23-27
98-99		Did not play		
99-00	1-0	0-1	1-1	24-28
00-01	1-0	0-1	1-1	25-29
01-02	0-1	0-1	0-2	25-31
02-03	0-1	0-1	0-2	25-33
03-04	0-1	0-1	0-2	25-35
04-05	1-0	1-0	2-0	27-35
05-06	1-0	0-1	1-1	28-36
06-07	0-1	1-0	1-1	29-37
07-08	1-0	0-1	1-1	30-38
08-09	1-0	0-1	1-1	31-39
09-10	1-0	0-1	1-1	32-40
10-11	1-0	1-0	2-0	34-40
11-12	1-0	0-0	1-0	35-40
TOTALS	**27-11**	**8-29**	**35-40**	**.467**

SERIES INFORMATION

2011-12 RESULTS VS. ATLANTA (1-0)

Mar. 13	W	118-117 (OT) @ Denver

2012-13 SCHEDULE

Dec. 5	@ Atlanta
Mar. 4	@ Denver

NUGGETS CURRENT STREAK

Overall:	Won 4
Home:	Won 5
Away:	Won 1

HAWKS LAST WIN:

In Atlanta:	125-100, Nov. 7, 2009
In Denver:	98-96, Dec. 6, 2006

NUGGETS LAST WIN

In Atlanta:	102-87, Mar. 16, 2011
In Denver:	118-117 (OT), Mar. 13, 2012

HAWKS BIGGEST WIN

26 pts	113-87, Dec. 30, 1978 in Atlanta
	119-93, Jan. 19, 1992 in Denver

NUGGETS BIGGEST WIN

35 pts	138-103, Dec. 17, 1983 in Denver

BOSTON CELTICS

226 CAUSEWAY STREET, 4TH FLOOR - BOSTON, MA 02114 - (617) 854-8000

Managing Partner, Governor and CEO . . . . . .Wyc Grousbeck
President of Basketball Operations. . . . . .Danny Ainge
Head Coach . . . . . .Glenn "Doc" Rivers
Assistant Coaches. . . . . .Jamie Young, Armond Hill, Kevin Eastman, Mike Longabardi, ...Tyronn Lou, Jerry Larranaga
Head Athletic Trainer. . . . . .Ed Lacerte
Vice President, Media Services. . . . . .Jeff Twiss
2011-12 Record. . . . . .39-27 (Lost to Miami, 4-3, in Eastern Conference Finals)
Arena . . . . . .TD Garden (18,624)

NUGGETS ALL-TIME VS. BOSTON

YEAR	HOME	AWAY	TOTAL	RUNNING TOTAL
76-77	1-1	0-2	1-3	1-3
77-78	2-0	1-1	3-1	4-4
78-79	2-0	1-1	3-1	7-5
79-80	0-1	0-1	0-2	7-7
80-81	0-1	0-1	0-2	7-9
81-82	1-0	0-1	1-1	8-10
82-83	0-1	0-1	0-2	8-12
83-84	0-1	0-1	0-2	8-14
84-85	1-0	0-1	1-1	9-15
85-86	1-0	0-1	1-1	10-16
86-87	0-1	0-1	0-2	10-18
87-88	1-0	1-0	2-0	12-18
88-89	1-0	0-1	1-1	13-19
89-90	0-1	1-0	1-1	14-20
90-91	0-1	0-1	0-2	14-22
91-92	1-0	0-1	1-1	15-23
92-93	0-1	0-1	0-2	15-25
93-94	1-0	0-1	1-1	16-26
94-95	1-0	0-1	1-1	17-27
95-96	1-0	0-1	1-1	18-28
96-97	0-1	1-0	1-1	19-29
97-98	1-0	0-1	1-1	20-30
98-99	0-0	0-1	0-1	20-31
99-00	0-1	0-1	0-2	20-33
00-01	0-1	0-1	0-2	20-35
01-02	0-1	0-1	0-2	20-37
02-03	1-0	0-1	1-1	21-38
03-04	0-1	0-1	0-2	21-40
04-05	1-0	1-0	2-0	23-40
05-06	1-0	0-1	1-1	24-41
06-07	1-0	0-1	1-1	25-42
07-08	1-0	0-1	1-1	26-43
08-09	0-1	1-0	1-1	27-44
09-10	1-0	0-1	1-1	28-45
10-11	1-0	0-1	1-1	29-46
11-12	1-0	0-0	1-0	30-46
TOTALS	**23-15**	**7-31**	**30-46**	**.395**

SERIES INFORMATION

2011-12 RESULTS VS. BOSTON (1-0)

Mar. 17	W	98-91 @ Denver

2012-13 SCHEDULE

Feb. 10	@ Boston
Feb. 19	@ Denver

NUGGETS CURRENT STREAK

Overall:	Won 2
Home:	Won 3
Away:	Lost 2

CELTICS LAST WIN

In Boston:	105-89, Dec. 8, 2010
In Denver:	114-76, Feb. 23, 2009

NUGGETS LAST WIN

In Boston:	94-85, Nov. 14, 2008
In Denver:	98-91, Mar. 17, 2012

CELTICS BIGGEST WIN

38 pts	132-94, Dec. 9, 1991 in Boston
	114-76, Feb. 23, 2009 in Denver

NUGGETS BIGGEST WIN

29 pts	127-98, Jan. 6, 1979 in Denver

BROOKLYN NETS

390 MURRAY HILL PARKWAY - EAST RUTHERFORD, NJ 07073 - (201) 935-8888

Principal Owner ..... Mikhail Prokhorov
General Manager ..... Billy King
Head Coach ..... Avery Johnson
Assistant Coaches ..... P.J. Carlesimo, Mario Elie, Popeye Jones, Doug Overton
Head Athletic Trainer ..... Tim Walsh
Vice President of Public Relations ..... Gary Sussman
Senior Director of Public Relations ..... Aaron Harris
2011-12 Record 22-44
Arena ..... Barclays Center (18,200)

NUGGETS ALL-TIME VS. BROOKLYN

YEAR	HOME	AWAY	TOTAL	RUNNING TOTAL
76-77	2-0	1-1	3-1	3-1
77-78	2-0	1-1	3-1	6-2
78-79	2-0	2-0	4-0	10-2
79-80	1-0	0-1	1-1	11-3
80-81	1-0	0-1	1-1	12-4
81-82	1-0	0-1	1-1	13-5
82-83	0-1	1-0	1-1	14-6
83-84	1-0	0-1	1-1	15-7
84-85	1-0	1-0	2-0	17-7
85-86	1-0	0-1	1-1	18-8
86-87	1-0	1-0	2-0	20-8
87-88	1-0	1-0	2-0	22-8
88-89	1-0	0-1	1-1	23-9
89-90	1-0	1-0	2-0	25-9
90-91	1-0	0-1	1-1	26-10
91-92	1-0	0-1	1-1	27-11
92-93	1-0	0-1	1-1	28-12
93-94	1-0	0-1	1-1	29-13
94-95	1-0	0-1	1-1	30-14
95-96	0-1	0-1	0-2	30-16
96-97	1-0	0-1	1-1	31-17
97-98	0-1	0-1	0-2	31-19
98-99	1-0	0-0	1-0	32-19
99-00	0-1	1-0	1-1	33-20
00-01	1-0	0-1	1-1	34-21
01-02	1-0	0-1	1-1	35-22
02-03	0-1	0-1	0-2	35-24
03-04	0-1	0-1	0-2	35-26
04-05	1-0	0-1	1-1	36-27
05-06	0-1	0-1	0-2	36-29
06-07	0-1	1-0	1-1	37-30
07-08	1-0	1-0	2-0	39-30
08-09	1-0	0-1	1-1	40-31
09-10	1-0	1-0	2-0	42-31
10-11	1-0	0-1	1-1	43-32
11-12	1-0	0-0	1-0	44-32
TOTALS	**31-8**	**13-24**	**44-32**	**.579**

SERIES INFORMATION

2011-12 RESULTS VS. NEW JERSEY (1-0)

Jan. 11	W	123-115 @ Denver

2012-13 SCHEDULE

Feb. 13	@ Brooklyn
Mar. 29	@ Denver

NUGGETS CURRENT STREAK

Overall:	Won 1
Home:	Won 5
Away:	Lost 1

NETS LAST WIN

In New Jersey:	115-99, Jan. 31, 2011
In Denver:	112-102, Jan. 27, 2007

NUGGETS LAST WIN

In New Jersey:	122-94, Nov. 4, 2009
In Denver:	123-115, Jan. 11, 2012

NETS BIGGEST WIN

44 pts	114-70, Feb. 7, 2009 in New Jersey

NUGGETS BIGGEST WIN

35 pts	141-106, Nov. 22, 1988 in Denver

CHARLOTTE BOBCATS

333 EAST TRADE STREET - CHARLOTTE, NC 28202 - (704) 688-8600

Chairman & CEO ..... Michael Jordan
General Manager ..... Rod Higgins
Head Coach ..... Mike Dunlap
Assistant Coaches ..... Brian Winters, Dan Leibovitz, Stephen Silas, Rick Brunson
Head Athletic Trainer ..... Steve Stricker
Director, Basketball Communications ..... B.J. Evans
2011-12 Record 7-59
Arena ..... Time Warner Cable Arena (19,077)

NUGGETS ALL-TIME VS. CHARLOTTE

YEAR	HOME	AWAY	TOTAL	RUNNING TOTAL
04-05	1-0	0-1	1-1	1-1
05-06	1-0	1-0	2-0	3-1
06-07	0-1	1-0	1-1	4-2
07-08	1-0	0-1	1-1	5-3
08-09	1-0	1-0	2-0	7-3
09-10	1-0	0-1	1-1	8-4
10-11	1-0	0-1	1-1	9-5
11-12	0-0	1-0	1-0	10-5
TOTALS	**6-1**	**4-4**	**10-5**	**.667**

SERIES INFORMATION

2011-12 RESULTS VS. CHARLOTTE (1-0)

Mar. 30	W	99-88 @ Charlotte

2012-13 SCHEDULE

Dec. 22	@ Denver
Feb. 23	@ Charlotte

NUGGETS CURRENT STREAK

Overall:	Won 2
Home:	Won 4
Away:	Won 1

BOBCATS LAST WIN

In Charlotte:	100-98, Dec.7, 2010
In Denver:	105-101, Jan. 29, 2007

NUGGETS LAST WIN

In Charlotte:	99-88, Mar. 30, 2012
In Denver:	120-80, Mar.2, 2011

BOBCATS BIGGEST WIN

12 pts	107-95, Dec. 8, 2009 in Charlotte

NUGGETS BIGGEST WIN

40 pts	120-80, Mar. 2, 2011 in Denver



CHICAGO BULLS

1901 WEST MADISON ST. - CHICAGO, IL 60612 - (312) 455-4000

Chairman.....Jerry Reinsdorf
Executive VP Basketball Operations .....John Paxson
Head Coach .....Tom Thibodeau
Assistant Coaches.....Ron Adams, Andy Greer, Adrian Griffin,
.....Ed Pinckney, Mike Wilhelm
Head Athletic Trainer.....Fred Tedeschi
Sr. Director, Public and Media Relations ...Tim Hallam
Director, Public and Media Relations.....Sebrina Brewster
2011-12 Record.....50-16 (Lost to Philadelphia 4-2, in First Round)
Arena .....United Center (20,917)

NUGGETS ALL-TIME VS. CHICAGO

YEAR	HOME	AWAY	TOTAL	RUNNING TOTAL
76-77	2-0	1-1	3-1	3-1
77-78	2-0	0-2	2-2	5-3
78-79	1-1	1-1	2-2	7-5
79-80	2-1	2-1	4-2	11-7
80-81	0-1	1-0	1-1	12-8
81-82	1-0	0-1	1-1	13-9
82-83	1-0	0-1	1-1	14-10
83-84	1-0	1-0	2-0	16-10
84-85	1-0	0-1	1-1	17-11
85-86	0-1	0-1	0-2	17-13
86-87	1-0	0-1	1-1	18-14
87-88	1-0	0-1	1-1	19-15
88-89	1-0	0-1	1-1	20-16
89-90	1-0	0-1	1-1	21-17
90-91	0-1	0-1	0-2	21-19
91-92	0-1	0-1	0-2	21-21
92-93	1-0	0-1	1-1	22-22
93-94	0-1	1-0	1-1	23-23
94-95	1-0	0-1	1-1	24-24
95-96	1-0	0-1	1-1	25-25
96-97	0-1	0-1	0-2	25-27
97-98	0-1	0-1	0-2	25-29
98-99		Did not play		
99-00	1-0	0-1	1-1	26-30
00-01	1-0	1-0	2-0	28-30
01-02	1-0	1-0	2-0	30-30
02-03	1-0	0-1	1-1	31-31
03-04	1-0	1-0	2-0	33-31
04-05	1-0	0-1	1-1	34-32
05-06	0-1	1-0	1-1	35-33
06-07	1-0	0-1	1-1	36-34
07-08	1-0	0-1	1-1	37-35
08-09	1-0	0-1	1-1	38-36
09-10	1-0	1-0	2-0	40-36
10-11	1-0	0-1	1-1	41-37
11-12	0-0	1-0	1-0	42-37
TOTALS	**29-10**	**13-27**	**42-37**	**.532**

SERIES INFORMATION

2011-12 RESULTS VS. CHICAGO (1-0)

Mar. 26	W	108-91 @ Chicago

2012-13 SCHEDULE

Feb. 7	@ Denver
Mar. 18	@ Chicago

NUGGETS CURRENT STREAK

Overall:	Won 2
Home:	Won 5
Away:	Won 1

BULLS LAST WIN

In Chicago:	94-92, Nov. 8, 2010
In Denver:	110-107, Feb. 8, 2006

NUGGETS LAST WIN

In Chicago:	108-91, Mar. 26, 2012
In Denver:	98-97, Nov. 26, 2010

BULLS BIGGEST WIN

39 pts	111-72, Feb. 2, 1998 in Denver

NUGGETS BIGGEST WIN

25 pts	123-98, Feb. 8, 1990 in Denver

CLEVELAND CAVALIERS

ONE CENTER COURT - CLEVELAND, OH 44115 - (216) 420-2000

Majority Owner/Chairman.....Dan Gilbert
General Manager .....Chris Grant
Head Coach .....Byron Scott
Assistant Coaches.....Paul Pressey, Jamahl Mosley, Joe Prunty, Nate Tibbetts
Head Athletic Trainer.....Max Benton
Sr. Vice President, Communications.....Tad Carper
2011-12 Record.....21-45
Arena .....Quicken Loans Arena (20,562)

NUGGETS ALL-TIME VS. CLEVELAND

YEAR	HOME	AWAY	TOTAL	RUNNING TOTAL
76-77	2-0	0-2	2-2	2-2
77-78	1-1	0-2	1-3	3-5
78-79	2-0	0-1	2-1	5-6
79-80	1-0	0-1	1-1	6-7
80-81	1-0	0-1	1-1	7-8
81-82	1-0	1-0	2-0	9-8
82-83	1-0	1-0	2-0	11-8
83-84	1-0	1-0	2-0	13-8
84-85	1-0	1-0	2-0	15-8
85-86	1-0	0-1	1-1	16-9
86-87	0-1	1-0	1-1	17-10
87-88	1-0	0-1	1-1	18-11
88-89	0-1	0-1	0-2	18-13
89-90	1-0	1-0	2-0	20-13
90-91	1-0	0-1	1-1	21-14
91-92	1-0	0-1	1-1	22-15
92-93	1-0	0-1	1-1	23-16
93-94	1-0	0-1	1-1	24-17
94-95	0-1	1-0	1-1	25-18
95-96	1-0	0-1	1-1	26-19
96-97	1-0	0-1	1-1	27-20
97-98	0-1	0-1	0-2	27-22
98-99		Did not play		
99-00	0-1	0-1	0-2	27-24
00-01	1-0	0-1	1-1	28-25
01-02	1-0	0-1	1-1	29-26
02-03	1-0	0-1	1-1	30-27
03-04	1-0	1-0	2-0	32-27
04-05	0-1	1-0	1-1	33-28
05-06	1-0	0-1	1-1	34-29
06-07	1-0	1-0	2-0	36-29
07-08	1-0	1-0	2-0	38-29
08-09	0-1	0-1	0-2	38-31
09-10	1-0	1-0	2-0	40-31
10-11	1-0	1-0	2-0	42-31
11-12	0-1	0-0	0-1	42-32
TOTALS	**29-9**	**13-23**	**42-32**	**.568**

SERIES INFORMATION

2011-12 RESULTS VS. CLEVELAND (0-1)

Mar. 7	L	99-100 @ Denver

2012-13 SCHEDULE

Jan. 11	@ Denver
Feb. 9	@ Cleveland

NUGGETS CURRENT STREAK

Overall:	Lost 1
Home:	Lost 1
Away:	Won 2

CAVALIERS LAST WIN

In Cleveland:	110-99, Nov. 13, 2008
In Denver:	100-99, Mar. 7, 2012

NUGGETS LAST WIN

In Cleveland:	117-103, Jan. 28, 2011
In Denver:	127-99, Jan. 15, 2011

CAVALIERS BIGGEST WIN

32 pts	119-87, Feb. 16, 1978 in Cleveland

NUGGETS BIGGEST WIN

30 pts	113-83, Feb. 10, 2008 in Cleveland

DALLAS MAVERICKS

AMERICAN AIRLINES CENTER - 2500 VICTORY AVE. - DALLAS, TX 75219 - (214) 665-4660

Owner ..... Mark Cuban
President /CEO ..... Terdema Ussery
Pres. of Basketball Ops/General Manager .. Donn Nelson
Head Coach ..... Rick Carlisle
Assistant Coaches ..... Jim O'Brien, Tony Brown, Monte Mathis, Darrell Armstrong
Head Athletic Trainer ..... Casey Smith
Director of Basketball Communications .... Sarah Melton
2011-12 Record ..... 36-30 (Lost to Oklahoma City 4-0, in First Round)
Arena ..... American Airlines Center (19,200)

NUGGETS ALL-TIME VS. DALLAS

YEAR	HOME	AWAY	TOTAL	RUNNING TOTAL
80-81	2-1	1-2	3-3	3-3
81-82	3-0	2-1	5-1	8-4
82-83	1-2	2-1	3-3	11-7
83-84	1-2	1-2	2-4	13-11
84-85	3-0	1-2	4-2	17-13
85-86	3-0	0-3	3-3	20-16
86-87	1-2	1-2	2-4	22-20
87-88	3-0	0-3	3-3	25-23
88-89	2-1	1-2	3-3	28-26
89-90	3-0	0-2	3-2	31-28
90-91	1-1	0-2	1-3	32-31
91-92	1-2	1-1	2-3	34-34
92-93	3-0	2-1	5-1	39-35
93-94	3-0	1-1	4-1	43-3
94-95	1-1	3-0	4-1	47-37
95-96	1-1	1-1	2-2	49-39
96-97	0-2	1-1	1-3	50-42
97-98	1-1	0-2	1-3	51-45
98-99	1-0	0-2	1-2	52-47
99-00	1-1	0-2	1-3	53-50
00-01	1-1	0-2	1-3	54-53
01-02	0-2	0-2	0-4	54-57
02-03	0-2	0-2	0-4	54-61
03-04	1-1	1-1	2-2	56-63
04-05	1-1	0-1	1-2	57-65
05-06	1-1	0-2	1-3	58-68
06-07	1-1	0-2	1-3	59-71
07-08	1-0	1-1	2-1	61-72
08-09	2-0	2-0	4-0	65-72
09-10	1-1	0-1	1-2	66-74
10-11	1-1	2-0	3-1	69-75
11-12	0-2	1-1	1-3	70-78
TOTALS	**45-30**	**25-48**	**70-78**	**.473**

SERIES INFORMATION

2011-12 RESULTS VS. DALLAS (1-3)

Dec. 26	W	115-93 @ Dallas
Feb. 8	L	95-105 @ Denver
Feb. 15	L	84-102 @ Dallas
Mar. 19	L	95-112 @ Denver

2012-13 SCHEDULE

Dec. 28	@ Dallas
Apr. 4	@ Denver
Apr. 12	@ Dallas

NUGGETS CURRENT STREAK

Overall:	Lost 3
Home:	Lost 2
Away:	Lost 1

MAVERICKS LAST WIN

In Dallas:	102-84, Feb. 15, 2012
In Denver:	112-95, Mar. 19, 2012

NUGGETS LAST WIN

In Dallas:	115-93, Dec. 26, 2011
In Denver:	121-120, Feb. 10, 2011

MAVERICKS BIGGEST WIN

34 pts — 132-98, Apr. 18, 1996 in Dallas

NUGGETS BIGGEST WIN

36 pts — 127-91, Feb. 9, 2010 in Denver

DETROIT PISTONS

6 CHAMPIONSHIP DRIVE - AUBURN HILLS, MI 48326 - (248) 377-0100

Principal Owner ..... Tom Gores
President of Basketball Operations ..... Joe Dumars
Head Coach ..... Lawrence Frank
Assistant Coaches ..... Brian Hill, John Loyer, Roy Rogers, Dee Brown, Charles Klask, Bill Pope
Head Athletic Trainer ..... Mike Abdenour
Vice President of Public Relations ..... Kevin Grigg
Director of Media Relations ..... Cletus Lewis, Jr.
2011-12 Record 25-41
Arena ..... The Palace of Auburn Hills (22,076)

NUGGETS ALL-TIME VS. DETROIT

YEAR	HOME	AWAY	TOTAL	RUNNING TOTAL
76-77	2-0	1-1	3-1	3-1
77-78	2-0	0-2	2-2	5-3
78-79	1-1	1-1	2-2	7-5
79-80	1-0	0-1	1-1	8-6
80-81	1-0	1-0	2-0	10-6
81-82	0-1	1-0	1-1	11-7
82-83	1-0	1-0	2-0	13-7
83-84	0-1	1-0	1-1	14-8
84-85	0-1	0-1	0-2	14-10
85-86	1-0	0-1	1-1	15-11
86-87	0-1	0-1	0-2	15-13
87-88	0-1	1-0	1-1	16-14
88-89	1-0	0-1	1-1	17-15
89-90	0-1	0-1	0-2	17-17
90-91	0-1	0-1	0-2	17-19
91-92	0-1	0-1	0-2	17-21
92-93	1-0	0-1	1-1	18-22
93-94	1-0	1-0	2-0	20-22
94-95	0-1	1-0	1-1	21-23
95-96	1-0	0-1	1-1	22-24
96-97	0-1	0-1	0-2	22-26
97-98	0-1	0-1	0-2	22-28
98-99		Did not play		
99-00	1-0	0-1	1-1	23-29
00-01	1-0	0-1	1-1	24-30
01-02	0-1	0-1	0-2	24-32
02-03	0-1	0-1	0-2	24-34
03-04	0-1	0-1	0-2	24-36
04-05	1-0	0-1	1-1	25-37
05-06	1-0	0-1	1-1	26-38
06-07	0-1	0-1	0-2	26-40
07-08	0-1	0-1	0-2	26-42
08-09	0-1	0-1	0-2	26-44
09-10	1-0	0-1	1-1	27-45
10-11	1-0	1-0	2-0	29-45
11-12	1-0	0-0	1-0	30-45
TOTALS	**20-18**	**10-27**	**30-45**	**.400**

SERIES INFORMATION

2011-12 RESULTS VS. DETROIT (1-0)

Mar. 21	W	116-115 @ Denver

2012-13 SCHEDULE

Nov. 6	@ Denver
Dec. 11	@ Detroit

NUGGETS CURRENT STREAK

Overall:	Won 4
Home:	Won 3
Away:	Won 1

PISTONS LAST WIN

In Detroit:	101-99, Dec. 10, 2009
In Denver:	93-90, Jan. 9, 2009

NUGGETS LAST WIN

In Detroit:	109-100, Jan. 26, 2011
In Denver:	116-115, Mar. 21, 2012

PISTONS BIGGEST WIN

31 pts	97-66, Mar. 6, 2004 in Denver

NUGGETS BIGGEST WIN

30 pts	131-101, Mar. 12, 2011 in Denver

GOLDEN STATE WARRIORS

1011 BROADWAY - OAKLAND, CA 94607 - (510) 986-2200

Co-Executive Chairman, CEO & Governor . . .Joe Lacob
Co-Executive Chairman & Alternate Gov. . . .Peter Guber
President & COO . . . . . .Rick Welts
GM/Executive VP of Basketball Ops . . . . . .Bob Myers
Head Coach . . . . . .Mark Jackson
Assistant Coaches. . . . . .Michael Malone, Pete Myers, Darren Ermen, Bob Beyer,
. . . . . .Jerry DeGregorio, Kris Weems
Head Athletic Trainer. . . . . .Chad Bergman
VP of Public Relations, Public Relations . . . .Raymond Ridder
Director of Public Relations . . . . . .Dan Martinez
2011-12 Record. 23-43
Arena . . . . . .ORACLE Arena (19,596)

NUGGETS ALL-TIME VS. GOLDEN STATE

YEAR	HOME	AWAY	TOTAL	RUNNING TOTAL
76-77	2-0	0-2	2-2	2-2
77-78	2-0	0-2	2-2	4-4
78-79	2-0	2-0	4-0	8-4
79-80	2-1	1-2	3-3	11-7
80-81	2-1	1-1	3-2	14-9
81-82	2-0	1-2	3-2	17-11
82-83	3-0	1-1	4-1	21-12
83-84	1-1	1-2	2-3	23-15
84-85	3-0	2-0	5-0	28-15
85-86	2-0	1-2	3-2	31-17
86-87	3-0	1-1	4-1	35-18
87-88	2-0	2-1	4-1	39-19
88-89	2-0	1-1	3-1	42-20
89-90	2-0	0-2	2-2	44-22
90-91	1-1	0-2	1-3	45-25
91-92	0-2	0-2	0-4	45-29
92-93	2-0	1-1	3-1	48-30
93-94	1-1	0-2	1-3	49-33
94-95	0-2	1-1	1-3	50-36
95-96	2-0	0-2	2-2	52-38
96-97	1-1	0-2	1-3	53-41
97-98	1-1	0-2	1-3	54-44
98-99	1-1	0-2	1-3	55-47
99-00	2-0	0-2	2-2	57-49
00-01	2-0	2-0	4-0	61-49
01-02	1-1	0-2	1-3	62-52
02-03	0-2	0-2	0-4	62-56
03-04	2-0	1-1	3-1	65-57
04-05	2-0	0-2	2-2	67-59
05-06	1-0	1-1	2-1	69-60
06-07	2-0	1-1	3-1	72-61
07-08	1-1	2-0	3-1	75-62
08-09	2-0	0-1	2-1	77-63
09-10	2-0	2-0	4-0	81-63
10-11	1-0	1-1	2-1	83-64
11-12	1-1	0-1	1-2	84-66
TOTALS	**58-17**	**26-49**	**84-66**	**.560**

SERIES INFORMATION

2011-12 RESULTS VS. GOLDEN STATE (1-2)

Feb. 9	L	101-109 @ Denver
Apr. 7	L	97-112 @ Golden State
Apr. 9	W	123-84 @ Denver

2012-13 SCHEDULE

Nov. 10	@ Golden State
Nov. 23	@ Denver
Nov. 29	@ Golden State
Jan. 13	@ Denver

NUGGETS CURRENT STREAK

Overall:	Won 1
Home:	Won 1
Away:	Lost 2

WARRIORS LAST WIN

In Oakland:	112-97, Apr. 7, 2012
In Denver:	109-101, Feb. 9, 2012

NUGGETS LAST WIN

In Oakland:	106-89, Nov. 22, 2010
In Denver:	123-84, Apr. 9, 2012

WARRIORS BIGGEST WIN

45 pts 152-107, Nov. 7, 1981 in Oakland

NUGGETS BIGGEST WIN

39 pts 123-84, Apr. 9, 2012 in Denver

HOUSTON ROCKETS

1510 POLK STREET - HOUSTON, TX 77002 - (713) 758-7200

Owner ..... Leslie Alexander
GM & Managing Dir., Basketball Ops..... Daryl Morey
Head Coach ..... Kevin McHale
Assistant Coaches..... Kelvin Sampson, John-Blair Bickerstaff, Chris Finch, Dean Cooper, Greg Buckner, Jesse Mermuys
Sr. Vice President of Basketball Ops/ Head Athletic Trainer..... Keith Jones
Director of Media Relations ..... Nelson Luis
2011-12 Record..... 34-32
Arena ..... Toyota Center (18,023)

NUGGETS ALL-TIME VS. HOUSTON

YEAR	HOME	AWAY	TOTAL	RUNNING TOTAL
76-77	1-0	2-0	3-0	3-0
77-78	2-0	1-0	3-0	6-0
78-79	1-1	0-2	1-3	7-3
79-80	1-0	0-1	1-1	8-4
80-81	1-2	1-2	2-4	10-8
81-82	2-1	3-0	5-1	15-9
82-83	3-0	2-1	5-1	20-10
83-84	3-0	1-2	4-2	24-12
84-85	2-1	0-3	2-4	26-16
85-86	3-0	0-3	3-3	29-19
86-87	2-1	1-2	3-3	32-22
87-88	2-1	2-1	4-2	36-24
88-89	3-0	1-2	4-2	40-26
89-90	2-0	2-1	4-1	44-27
90-91	0-3	0-2	0-5	44-32
91-92	1-1	1-2	2-3	46-35
92-93	2-1	0-2	2-3	48-38
93-94	1-1	2-1	3-2	51-40
94-95	1-2	0-2	1-4	52-44
95-96	1-1	0-2	1-3	53-47
96-97	0-2	1-1	1-3	54-50
97-98	0-2	0-2	0-4	54-54
98-99	0-2	0-2	0-4	54-58
99-00	1-1	1-1	2-2	56-60
00-01	1-1	2-0	3-1	59-61
01-02	2-0	0-2	2-2	61-63
02-03	0-2	0-2	0-4	61-67
03-04	2-0	0-2	2-2	63-69
04-05	0-1	1-1	1-2	64-71
05-06	1-1	1-1	2-2	66-73
06-07	0-2	1-0	1-2	67-75
07-08	2-0	0-2	2-2	69-77
08-09	1-1	0-2	1-3	70-80
09-10	1-0	1-1	2-1	72-81
10-11	1-1	1-1	2-2	74-83
11-12	1-1	2-0	3-1	77-84
TOTALS	**47-33**	**30-51**	**77-84**	**.478**

SERIES INFORMATION

2011-12 RESULTS VS. HOUSTON (3-1)

Feb. 6	L	90-99 @ Denver
Mar. 2	W	117-105 @ Houston
Apr. 15	W	101-86 @ Denver
Apr. 16	W	105-102 @ Houston

2012-13 SCHEDULE

Nov. 7	@ Houston
Jan. 23	@ Houston
Jan. 30	@ Denver
Apr. 6	@ Denver

NUGGETS CURRENT STREAK

Overall:	Won 3
Home:	Won 1
Away:	Won 2

ROCKETS LAST WIN

In Houston:	99-90, Feb. 6, 2012
In Denver:	108-103, Feb. 7, 2011

NUGGETS LAST WIN

In Houston:	105-102, Apr. 16, 2012
In Denver:	101-86, Apr. 15, 2012

ROCKETS BIGGEST WIN

28 pts	115-87, Apr. 16, 2005 in Houston

NUGGETS BIGGEST WIN

37 pts	130-93, Jan. 19, 1983 in Denver

INDIANA PACERS

125 SOUTH PENNSYLVANIA STREET - INDIANAPOLIS, IN 46204 - (317) 917-2500

Owner, Chairman & CEO . . . . . .Herbert Simon
President of Basketball Operations . . . . . .Donnie Walsh
Head Coach . . . . . .Frank Vogel
Associate Head Coach. . . . . .Brian Shaw
Assistant Coaches. . . . . .Jim Boylan, Dan Burke, Jimmy Powell
Head Athletic Trainer/Team Administrator . .Josh Corbeil
Director of Public Information . . . . . .David Benner
2011-12 Record. . . . . .42-24 (Lost to Miami, 4-2, in Conference Semifinals)
Arena . . . . . .Bankers Life Fieldhouse (18,165)

NUGGETS ALL-TIME VS. INDIANA

YEAR	HOME	AWAY	TOTAL	RUNNING TOTAL
76-77	2-0	1-1	3-1	3-1
77-78	1-1	1-1	2-2	5-3
78-79	2-0	1-1	3-1	8-4
79-80	1-0	0-1	1-1	9-5
80-81	1-0	0-1	1-1	10-6
81-82	0-1	0-1	0-2	10-8
82-83	1-0	0-1	1-1	11-9
83-84	0-1	0-1	0-2	11-11
84-85	1-0	1-0	2-0	13-11
85-86	1-0	1-0	2-0	15-11
86-87	1-0	0-1	1-1	16-12
87-88	0-1	1-0	1-1	17-13
88-89	1-0	0-1	1-1	18-14
89-90	0-1	0-1	0-2	18-16
90-91	0-1	0-1	0-2	18-18
91-92	0-1	0-1	0-2	18-20
92-93	1-0	0-1	1-1	19-21
93-94	1-0	0-1	1-1	20-22
94-95	0-1	1-0	1-1	21-23
95-96	0-1	0-1	0-2	21-25
96-97	0-1	0-1	0-2	21-27
97-98	0-1	0-1	0-2	21-29
98-99	0-0	0-1	0-1	21-30
99-00	0-1	0-1	0-2	21-32
00-01	1-0	0-1	1-1	22-33
01-02	0-1	0-1	0-2	22-35
02-03	1-0	0-1	1-1	23-36
03-04	0-1	0-1	0-2	23-38
04-05	1-0	1-0	2-0	25-38
05-06	1-0	1-0	2-0	27-38
06-07	1-0	1-0	2-0	29-38
07-08	0-1	1-0	1-1	30-39
08-09	1-0	0-1	1-1	31-40
09-10	1-0	1-0	2-0	33-40
10-11	1-0	0-1	1-1	34-41
11-12	0-0	1-0	1-0	35-41
TOTALS	**22-15**	**13-26**	**35-41**	**.461**

SERIES INFORMATION

2011-12 RESULTS VS. INDIANA (1-0)

Feb. 11	W	113-109 @ Indiana

2012-13 SCHEDULE

Dec. 7	@ Indiana
Jan. 28	@ Denver

NUGGETS CURRENT STREAK

Overall:	Won 2
Home:	Won 3
Away:	Won 1

PACERS LAST WIN

In Indianapolis:	144-113, Nov. 9, 2010
In Denver:	112-110, Nov. 27, 2007

NUGGETS LAST WIN

In Indianapolis:	113-109, Feb. 11, 2012
In Denver:	121-107, Jan. 23, 2011

PACERS BIGGEST WIN

38 pts	130-92, Mar. 17, 1991 in Denver

NUGGETS BIGGEST WIN

20 pts	106-86, Jan. 4, 2006 in Denver
	121-101, Dec. 2, 2006 in Denver
	135-115, Jan. 5, 2009 in Denver

LOS ANGELES CLIPPERS

6951 SOUTH CENTINELA AVE. - PLAYA VISTA, CA 90094 - (310) 862-6000

Chairman of the Board & Owner . . . . . Donald T. Sterling
Vice President of Basketball Operations . . . . Gary Sacks
Head Coach . . . . . Vinny Del Negro
Assistant Coaches . . . . . Marc Iavaroni, Bob Ociepka, Robert Pack
Head Athletic Trainer . . . . . Jasen Powell
Vice President of Communications . . . . . Joseph V. Safety
Director of Communications . . . . . Rob Raichlen
2011-12 Record . . . . . 40-26 (Lost to San Antonio, 4-0, in Conference Semifinals)
Arena . . . . . STAPLES Center (19,060)

NUGGETS ALL-TIME VS. L.A. CLIPPERS

YEAR	HOME	AWAY	TOTAL	RUNNING TOTAL
76-77	2-0	0-2	2-2	2-2
77-78	2-0	1-1	3-1	5-3
78-79*	1-1	1-1	2-2	7-5
79-80	3-0	0-3	3-3	10-8
80-81	1-1	2-1	3-2	13-10
81-82	3-0	2-0	5-0	18-10
82-83	2-0	1-2	3-2	21-12
83-84	3-0	0-2	3-2	24-14
84-85$	1-1	1-2	2-3	26-17
85-86	3-0	1-1	4-1	30-18
86-87	2-0	0-3	2-3	32-21
87-88	3-0	2-0	5-0	37-21
88-89	2-0	0-2	2-2	39-23
89-90	2-0	0-2	2-2	41-25
90-91	0-2	0-2	0-4	41-29
91-92	0-2	0-2	0-4	41-33
92-93	1-1	1-1	2-2	43-35
93-94	1-1	2-0	3-1	46-36
94-95	2-0	2-0	4-0	50-36
95-96	1-1	0-2	1-3	51-39
96-97	1-1	0-2	1-3	52-42
97-98	1-1	1-1	2-2	54-44
98-99	2-0	1-0	3-0	57-44
99-00	2-0	1-1	3-1	60-45
00-01	2-0	0-2	2-2	62-47
01-02	1-1	0-2	1-3	63-50
02-03	1-1	0-2	1-3	64-53
03-04	1-1	1-1	2-2	66-55
04-05	1-1	1-0	2-1	68-56
05-06	1-1	0-2	1-3	69-59
06-07	1-0	1-1	2-1	71-60
07-08	2-0	1-1	3-1	74-61
08-09	2-0	2-0	4-0	78-61
09-10	2-0	0-1	2-1	80-62
10-11	2-0	0-2	2-2	82-64
11-12	0-2	1-1	1-3	83-67
TOTALS	**57-19**	**26-48**	**83-67**	**.553**

SERIES INFORMATION

2011-12 RESULTS VS. LA CLIPPERS (1-3)

Jan. 29	L	105-109 @ Denver
Feb. 2	W	112-91 @ Los Angeles
Feb. 22	L	95-103 @ Los Angeles
Apr. 18	L	98-104 @ Denver

2012-13 SCHEDULE

Dec. 25	@ Los Angeles
Jan. 1	@ Denver
Mar. 7	@ Denver

NUGGETS CURRENT STREAK

Overall:	Lost 2
Home:	Lost 2
Away:	Lost 1

CLIPPERS LAST WIN

In Los Angeles:	103-95, Feb. 22, 2012
In Denver:	104-98, Apr. 18, 2012

NUGGETS LAST WIN

In Los Angeles:	112-91, Feb. 2, 2012
In Denver:	109-104, Dec. 3, 2010

CLIPPERS BIGGEST WIN

34 pts	122-88, Apr. 11, 1992 in L.A.

NUGGETS BIGGEST WIN

46 pts	139-93, Nov. 6, 1987 in Denver

* Moved to San Diego for the '78-79 season
$ Moved to Los Angeles for the '84-85 season
Record vs. Buffalo: 5-3 (4-0 home, 1-3 away) - 2 years
Record vs. San Diego: 19-11 (13-2 home, 6-9 away) - 6 years
Record vs. Los Angeles: 59-53 (40-17 home, 19-36 away) - 28 years

LOS ANGELES LAKERS

555 N. NASH STREET - EL SEGUNDO, CA 90245 - (310) 426-6000

Owner, President, Governor & Director . . . . . Dr. Jerry H. Buss
General Manager . . . . . Mitch Kupchak
Head Coach . . . . . Mike Brown
Assistant Coaches. . . . . Bernie Bickerstaff, Steve Clifford, Eddie Jordan, Darvin Ham
. . . . . Chock Person
Head Athletic Trainer. . . . . Gary Vitti
Vice President, Public Relations . . . . . John Black
2011-12 Record. . . . . 41-25 (Lost to Oklahoma City, 4-1, in Conference Semifinals)
Arena . . . . . STAPLES Center (18,997)

NUGGETS ALL-TIME VS. L.A. LAKERS

YEAR	HOME	AWAY	TOTAL	RUNNING TOTAL
76-77	2-0	0-2	2-2	2-2
77-78	2-0	1-1	3-1	5-3
78-79	2-0	1-1	3-1	8-4
79-80	1-2	0-3	1-5	9-9
80-81	1-1	2-1	3-2	12-11
81-82	1-2	0-2	1-4	13-15
82-83	0-2	1-2	1-4	14-19
83-84	0-3	1-1	1-4	15-23
84-85	0-2	2-1	2-3	17-26
85-86	2-1	1-1	3-2	20-28
86-87	0-2	0-3	0-5	20-33
87-88	2-1	1-1	3-2	23-35
88-89	1-1	0-2	1-3	24-38
89-90	0-2	0-2	0-4	24-42
90-91	0-2	0-2	0-4	24-46
91-92	1-1	0-2	1-3	25-49
92-93	1-1	0-2	1-3	26-52
93-94	1-1	2-0	3-1	29-53
94-95	0-2	2-0	2-2	31-55
95-96`	1-1	1-1	2-2	33-57
96-97	0-2	0-2	0-4	33-61
97-98	0-2	0-2	0-4	33-65
98-99	1-1	0-1	1-2	34-67
99-00	1-1	0-2	1-3	35-70
00-01	2-0	0-2	2-2	37-72
01-02	0-2	1-1	1-3	38-75
02-03	0-2	0-2	0-4	38-79
03-04	1-1	0-2	1-3	39-82
04-05	2-0	0-2	2-2	41-84
05-06	1-1	0-1	1-2	42-86
06-07	2-0	1-1	3-1	45-87
07-08	0-1	0-2	0-3	45-90
08-09	1-1	0-2	1-3	46-93
09-10	2-0	1-1	3-1	49-94
10-11	1-1	1-0	2-1	51-95
11-12	1-1	0-2	1-3	52-98
TOTALS	**33-43**	**19-55**	**52-98**	**.347**

SERIES INFORMATION

2011-12 RESULTS VS. LA LAKERS (1-3)

Dec. 31	L	89-92 @ Los Angeles
Jan. 1	W	99-90 @ Denver
Feb. 3	L	89-93 @ Denver
Apr. 13	L	97-103 @ Los Angeles

2012-13 SCHEDULE

Nov. 30	@ Los Angeles
Dec. 26	@ Denver
Jan. 6	@ Los Angeles
Feb. 25	@ Denver

NUGGETS CURRENT STREAK

Overall:	Lost 2
Home:	Lost 1
Away:	Lost 2

LAKERS LAST WIN

In Los Angeles:	103-97, Apr. 13, 2012
In Denver:	93-89, Feb. 3, 2012

NUGGETS LAST WIN

In Los Angeles:	95-90, Apr. 3, 2011
In Denver:	99-90, Jan. 1, 2012

LAKERS BIGGEST WIN

39 pts	131-92, Feb. 19, 1998 in Los Angeles

NUGGETS BIGGEST WIN

29 pts	113-84, Nov. 12, 1993 in Los Angeles

MEMPHIS GRIZZLIES

191 BEALE ST. - MEMPHIS, TN 38103 - (901) 205-1234

Majority Owner . . . . . Michael Heisley
GM/Vice President of Basketball Ops . . . . . Chris Wallace
Head Coach . . . . . Lionel Hollins
Assistant Coaches . . . . . David Joerger, Henry Bibby, Barry Hecker, Bob Thornton
Head Athletic Trainer . . . . . Drew Graham
Director of Comm. & Publications . . . . . Jason Wallace
2011-12 Record . . . . . 41-25 (Lost to L.A. Clippers, 4-3, in First Round)
Arena . . . . . FedExForum (18,119)

NUGGETS ALL-TIME VS. MEMPHIS

YEAR	HOME	AWAY	TOTAL	RUNNING TOTAL
95-96	1-1	2-0	3-1	3-1
96-97	2-0	1-1	3-1	6-2
97-98	1-1	0-2	1-3	7-5
98-99	2-0	1-1	3-1	10-6
99-00	2-0	0-2	2-2	12-8
00-01	2-0	2-0	4-0	16-8
01-02*	2-0	1-1	3-1	19-9
02-03	2-0	0-2	2-2	21-11
03-04	2-0	0-2	2-2	23-13
04-05	2-0	2-0	4-0	27-13
05-06	2-0	0-1	2-1	29-14
06-07	1-1	1-1	2-2	31-16
07-08	2-0	2-0	4-0	35-16
08-09	1-0	2-0	3-0	38-16
09-10	2-0	1-1	3-1	41-17
10-11	2-0	0-1	2-1	43-18
11-12	0-1	0-2	0-3	43-21
TOTALS	**28-4**	**15-17**	**43-21**	**.672**

* Moved to Memphis for 2001-02 season.
Record vs. Vancouver: 16-8 (10-2 home, 6-6 away) - 6 years
Record vs. Memphis: 27-13 (18-2 home, 9-11 away) - 11 years

SERIES INFORMATION

2011-12 RESULTS VS. MEMPHIS (0-3)

Jan. 31	L	97-100 (OT) @ Memphis
Feb. 17	L	102-103 @ Memphis
Mar. 11	L	91-94 @ Denver

2012-13 SCHEDULE

Nov. 19	@ Memphis
Dec. 14	@ Denver
Dec. 29	@ Memphis
Mar. 15	@ Denver

NUGGETS CURRENT STREAK

Overall:	Lost 3
Home:	Lost 1
Away:	Lost 3

GRIZZLIES LAST WIN

In Memphis:	103-102, Feb. 17, 2012
In Denver:	94-91, Mar. 11, 2012

NUGGETS LAST WIN

In Memphis:	125-108, Mar. 13, 2010
In Denver:	120-107, Feb. 22, 2011

GRIZZLIES BIGGEST WIN

15 pts	109-94, Nov. 6, 1999 in Vancouver
15 pts	133-118, Apr. 14, 2007

NUGGETS BIGGEST WIN

26 pts	108-82, Mar. 2, 1996 in Denver

MIAMI HEAT

601 BISCAYNE BLVD. - MIAMI, FL 33132 - (786) 777-HEAT

Managing General Partner ..... Micky Arison
President ..... Pat Riley
Head Coach ..... Erik Spoelstra
Assistant Coaches ..... Bob McAdoo, Keith Askins, Ron Rothstein, David Fizdale, Chad Kammerer, Octavio De La Grana
Athletic Trainer/Travel Coordinator ..... Jay Sabol
Vice President, Sports Media Relations ..... Tim Donovan
Director of Sports Media Relations ..... Rob Wilson
2011-12 Record ..... 46-20 (Beat Oklahoma City, 4-1, in NBA Finals)
Arena ..... AmericanAirlines Arena (19,600)

NUGGETS ALL-TIME VS. MIAMI

YEAR	HOME	AWAY	TOTAL	RUNNING TOTAL
88-89	3-0	2-1	5-1	5-1
89-90	1-0	1-0	2-0	7-1
90-91	0-1	0-1	0-2	7-3
91-92	0-1	0-1	0-2	7-5
92-93	0-1	0-1	0-2	7-7
93-94	1-0	0-1	1-1	8-8
94-95	1-0	1-0	2-0	10-8
95-96	0-1	0-1	0-2	10-10
96-97	0-1	0-1	0-2	10-12
97-98	0-1	0-1	0-2	10-14
98-99	0-0	0-1	0-1	10-15
99-00	0-1	0-1	0-2	10-17
00-01	0-1	0-1	0-2	10-19
01-02	0-1	0-1	0-2	10-21
02-03	1-0	1-0	2-0	12-21
03-04	1-0	0-1	1-1	13-22
04-05	1-0	0-1	1-1	14-23
05-06	1-0	1-0	2-0	16-23
06-07	1-0	1-0	2-0	18-23
07-08	1-0	1-0	2-0	20-23
08-09	1-0	1-0	2-0	22-23
09-10	1-0	0-1	1-1	23-24
10-11	1-0	0-1	1-1	24-25
11-12	1-0	0-0	1-0	25-25
TOTALS	**16-9**	**9-16**	**25-25**	**.500**

SERIES INFORMATION

2011-12 RESULTS VS. MIAMI (1-0)

Jan. 13	W	117-104 @ Denver

2012-13 SCHEDULE

Nov. 3	@ Miami
Nov. 15	@ Denver

NUGGETS CURRENT STREAK

Overall:	Won 1
Home:	Won 10
Away:	Lost 2

HEAT LAST WIN

In Miami:	103-98, Mar. 19, 2011
In Denver:	100-94, Jan. 29, 2002 (OT)

NUGGETS LAST WIN

In Miami:	108-97, Jan. 7, 2009
In Denver:	117-104, Jan. 13, 2012

HEAT BIGGEST WIN

29 pts	141-112, Feb. 14, 1991 in Miami

NUGGETS BIGGEST WIN

31 pts	135-104, Dec. 23, 1989 in Miami

MILWAUKEE BUCKS

1001 N. FOURTH STREET - MILWAUKEE, WI 53203 - (414) 227-0500

President . . . . . Herb Kohl
General Manager . . . . . John Hammond
Head Coach . . . . . Scott Skiles
Assistant Coaches . . . . . Jim Boylan, Joe Wolf, Sidney Moncrief, Bill Peterson, ... Anthony Goldwire
Head Athletic Trainer . . . . . Marc Boff
Director of Public Relations . . . . . Dan Smyczek
2011-12 Record 31-35
Arena . . . . . Bradley Center (18,717)

NUGGETS ALL-TIME VS. MILWAUKEE

YEAR	HOME	AWAY	TOTAL	RUNNING TOTAL
76-77	2-0	1-1	3-1	3-1
77-78	2-0	1-1	3-1	6-2
78-79	2-0	0-2	2-2	8-4
79-80	2-1	1-2	3-3	11-7
80-81	1-0	0-1	1-1	12-8
81-82	0-1	1-0	1-1	13-9
82-83	1-0	1-0	2-0	15-9
83-84	1-0	0-1	1-1	16-10
84-85	1-0	0-1	1-1	17-11
85-86	1-0	1-0	2-0	19-11
86-87	1-0	0-1	1-1	20-12
87-88	1-0	0-1	1-1	21-13
88-89	0-1	0-1	0-2	21-15
89-90	1-0	0-1	1-1	22-16
90-91	0-1	1-0	1-1	23-17
91-92	1-0	0-1	1-1	24-18
92-93	1-0	0-1	1-1	25-19
93-94	1-0	1-0	2-0	27-19
94-95	1-0	1-0	2-0	29-19
95-96	1-0	0-1	1-1	30-20
96-97	1-0	0-1	1-1	31-21
97-98	0-1	0-1	0-2	31-23
98-99	1-0	0-0	1-0	32-23
99-00	1-0	1-0	2-0	34-23
00-01	1-0	0-1	1-1	35-24
01-02	0-1	0-1	0-2	35-26
02-03	1-0	0-1	1-1	36-27
03-04	1-0	1-0	2-0	38-27
04-05	1-0	1-0	2-0	40-27
05-06	0-1	1-0	1-1	41-28
06-07	1-0	1-0	2-0	43-28
07-08	1-0	0-1	1-1	44-29
08-09	1-0	0-1	1-1	45-30
09-10	0-1	0-1	0-2	45-32
10-11	1-0	1-0	2-0	47-32
11-12	1-0	1-0	2-0	49-32
TOTALS	**33-8**	**16-24**	**49-32**	**.605**

SERIES INFORMATION

2011-12 RESULTS VS. MILWAUKEE (2-0)

Jan. 2	W	91-86 @ Denver
Jan. 17	W	105-95 @ Milwaukee

2012-13 SCHEDULE

Feb. 5	@ Denver
Apr. 15	@ Milwaukee

NUGGETS CURRENT STREAK

Overall:	Won 4
Home:	Won 2
Away:	Won 2

BUCKS LAST WIN

In Milwaukee:	108-102, Nov. 11, 2009
In Denver:	102-97, Mar. 20, 2010

NUGGETS LAST WIN

In Milwaukee:	105-95, Jan. 17, 2012
In Denver:	91-86, Jan. 2, 2012

BUCKS BIGGEST WIN

48 pts	143-95, Mar. 27, 1980 in Milwaukee

NUGGETS BIGGEST WIN

23 pts	135-112, Feb. 2, 2000 in Denver

MINNESOTA TIMBERWOLVES

600 FIRST AVENUE NORTH - MINNEAPOLIS, MN 55403 - (612) 673-1600

Owner ..... Glen Taylor
President ..... Chris Wright
President of Basketball Operations ..... David Kahn
Head Coach ..... Rick Adelman
Assistant Coaches ..... Terry Porter, Jack Sikma, T.R. Dunn, Bill Bayno, David Adelman
..... Shawn Respert
Head Athletic Trainer ..... Gregg Farnam
Director of Public Relations ..... Mike Cristaldi
2011-12 Record 26-40
Arena ..... Target Center (19,356)

NUGGETS ALL-TIME VS. MINNESOTA

YEAR	HOME	AWAY	TOTAL	RUNNING TOTAL
89-90	2-0	3-0	5-0	5-0
90-91	3-0	0-2	3-2	8-2
91-92	1-1	1-2	2-3	10-5
92-93	3-0	0-2	3-2	13-7
93-94	2-0	2-1	4-1	17-8
94-95	3-0	3-0	6-0	23-8
95-96	2-0	2-0	4-0	27-8
96-97	0-2	0-2	0-4	27-12
97-98	1-1	0-2	1-3	28-15
98-99	0-2	0-1	0-3	28-18
99-00	1-1	1-1	2-2	30-20
00-01	1-1	1-1	2-2	32-22
01-02	1-1	1-1	2-2	34-24
02-03	0-2	0-2	0-4	34-28
03-04	1-1	0-2	1-3	35-31
04-05	1-1	1-1	2-2	37-33
05-06	2-0	1-1	3-1	40-34
06-07	1-1	1-1	2-2	42-36
07-08	2-0	2-0	4-0	46-36
08-09	2-0	2-0	4-0	50-36
09-10	1-1	2-0	3-1	53-37
10-11	2-0	2-0	4-0	57-37
11-12	2-0	1-1	3-1	60-38
TOTALS	**34-15**	**26-23**	**60-38**	**.612**

SERIES INFORMATION

2011-12 RESULTS VS. MINNESOTA (3-1)

Feb. 20	W	103-101 (OT) @ Denver
Mar. 25	L	100-117 @ Minnesota
Apr. 11	W	113-107 @ Denver
Apr. 26	W	131-102 @ Minnesota

2011-12 SCHEDULE

Nov. 21	@ Minnesota
Dec. 12	@ Minnesota
Jan. 3	@ Denver
Mar. 9	@ Denver

NUGGETS CURRENT STREAK

Overall:	Won 2
Home:	Won 5
Away:	Won 1

TIMBERWOLVES LAST WIN

In Minneapolis:	117-100, Mar. 25, 2012
In Denver:	106-100, Nov. 29, 2009

NUGGETS LAST WIN

In Minneapolis:	131-102, Apr. 26, 2012
In Denver:	113-107, Apr. 11, 2012

TIMBERWOLVES BIGGEST WIN

27 pts — 107-80, Feb. 13, 1998 in Denver

NUGGETS BIGGEST WIN

29 pts — 131-102, Apr. 26, 2012 in Minn.

NEW ORLEANS HORNETS

1250 POYDRAS, 19TH FLOOR - NEW ORLEANS, LA 70113 - (504) 593-4700

Owner/Chairman of the Board ..... Tom Benson
President ..... Dennis Lauscha
General Manager ..... Dell Demps
Head Coach ..... Monty Williams
Assistant Coaches ..... Randy Ayers, Dave Hanners, Bryan Gates, Fred Vinson
Head Athletic Trainer ..... John Ishop
VP of Communications ..... Harold Kaufman
Director of Basketball Communications .... Dennis Rogers
2011-12 Record 21-45
Arena ..... New Orleans Arena (17,188)

NUGGETS ALL-TIME VS. NEW ORLEANS

YEAR	HOME	AWAY	TOTAL	RUNNING TOTAL
88-89	1-0	1-0	2-0	2-0
89-90	1-2	1-1	2-3	4-3
90-91	1-0	1-0	2-0	6-3
91-92	1-0	0-1	1-1	7-4
92-93	1-0	0-1	1-1	8-5
93-94	1-0	0-1	1-1	9-6
94-95	1-0	0-1	1-1	10-7
95-96	0-1	0-1	0-2	10-9
96-97	0-1	0-1	0-2	10-11
97-98	0-1	0-1	0-2	10-13
98-99		Did not play		
99-00	1-0	0-1	1-1	11-14
00-01	1-0	1-0	2-0	13-14
01-02	0-1	0-1	0-2	13-16
02-03*	0-1	0-1	0-2	13-18
03-04	1-0	0-1	1-1	14-19
04-05	2-0	2-0	4-0	18-19
05-06^	0-1	2-0	2-1	20-20
06-07^	1-1	1-1	2-2	22-22
07-08	1-1	0-1	1-2	23-24
08-09	1-1	1-1	2-2	25-26
09-10	2-0	1-1	3-1	28-27
10-11	0-1	1-1	1-2	29-29
11-12	1-1	1-1	2-2	31-31
TOTALS	**18-13**	**13-18**	**31-31**	**.500**

* Moved to New Orleans for 2002-03 season.
^ New Orleans/Oklahoma City for 2005-06 and '06-07 seasons.
Record vs. Charlotte: 13-16 (9-6 home, 4-10 away) - 14 years
Record vs. New Orleans: 14-12 (8-5 home, 6-7 away) - 8 years
Record vs. NO/OKC: 4-3 (1-2 home, 3-1 road) - 2 years
[2-1 at the Ford Center in Okla. City]

SERIES INFORMATION

2011-12 RESULTS VS. NEW ORLEANS (2-2)

Jan. 6	W	96-88 @ New Orleans
Jan. 9	L	81-94 @ Denver
Mar. 9	W	110-97 @ Denver
Apr. 4	L	92-94 @ New Orleans

2012-13 SCHEDULE

Nov. 25	@ Denver
Feb. 1	@ Denver
Mar. 25	@ New Orleans

NUGGETS CURRENT STREAK

Overall:	Lost 1
Home:	Won 1
Away:	Lost 1

HORNETS LAST WIN

In New Orleans: 94-92, Apr. 4, 2012
In Denver: 94-81, Jan. 9, 2012

NUGGETS LAST WIN

In New Orleans: 96-88, Jan. 6, 2012
In Denver: 110-97, Mar. 9, 2012

HORNETS BIGGEST WIN

24 pts 117-93, Jan. 28, 2008 in New Orleans

NUGGETS BIGGEST WIN

26 pts 122-96, March 6, 1990 in Denver

NEW YORK KNICKS

TWO PENNSYLVANIA PLAZA - NEW YORK, NY 10121 - (212) 465-6471

Chairman, MSG ..... James L. Dolan
President of Basketball Operations ..... Donnie Walsh
Head Coach ..... Mike D'Antoni
Assistant Coaches ..... Herb Williams, Phil Weber, Dan D'Antoni, Kenny Atkinson
Head Athletic Trainer ..... Roger Hinds
VP, Public Relations ..... Jonathan Supranowitz
2011-12 Record ..... 42-40 (Lost to Boston, 4-0, in First Round)
Arena ..... Madison Square Garden (19,763)

NUGGETS ALL-TIME VS. NEW YORK

YEAR	HOME	AWAY	TOTAL	RUNNING TOTAL
76-77	1-1	1-1	2-2	2-2
77-78	0-2	1-1	1-3	3-5
78-79	2-0	1-1	3-1	6-6
79-80	1-0	0-1	1-1	7-7
80-81	0-1	0-1	0-2	7-9
81-82	1-0	0-1	1-1	8-10
82-83	0-1	0-1	0-2	8-12
83-84	0-1	1-0	1-1	9-13
84-85	1-0	0-1	1-1	10-14
85-86	1-0	0-1	1-1	11-15
86-87	1-0	1-0	2-0	13-15
87-88	1-0	0-1	1-1	14-16
88-89	1-0	0-1	1-1	15-17
89-90	0-1	1-0	1-1	16-18
90-91	1-0	0-1	1-1	17-19
91-92	0-1	0-1	0-2	17-21
92-93	1-0	0-1	1-1	18-22
93-94	1-0	0-1	1-1	19-23
94-95	0-1	0-1	0-2	19-25
95-96	0-1	1-0	1-1	20-26
96-97	0-1	0-1	0-2	20-28
97-98	0-1	0-1	0-2	20-30
98-99		Did not play		
99-00	0-1	1-0	1-1	21-31
00-01	1-0	0-1	1-1	22-32
01-02	1-0	1-0	2-0	24-32
02-03	0-1	0-1	0-2	24-34
03-04	1-0	0-1	1-1	25-35
04-05	1-0	0-1	1-1	26-36
05-06	1-0	1-0	2-0	28-36
06-07	0-1	1-0	1-1	29-37
07-08	1-0	0-1	1-1	30-38
08-09	1-0	1-0	2-0	32-38
09-10	1-0	0-1	1-1	33-39
10-11	1-0	0-1	1-1	34-40
11-12	0-0	1-0	1-0	35-40
TOTALS	**22-15**	**13-25**	**35-40**	**.467**

SERIES INFORMATION

2011-12 RESULTS VS. NEW YORK (1-0)

Jan. 21	W	119-114 (2OT) @ New York

2012-13 SCHEDULE

Dec. 9	@ New York
Mar. 13	@ Denver

NUGGETS CURRENT STREAK

Overall:	Won 1
Home:	Won 4
Away:	Won 1

KNICKS LAST WIN

In New York:	1029-125, Dec. 12, 2011
In Denver:	109-107, Nov. 8, 2006

NUGGETS LAST WIN

In New York:	119-114 (2OT), Jan. 21, 2012
In Denver:	120-118, Nov. 16, 2010

KNICKS BIGGEST WIN

26 pts	138-112, Feb. 11, 1984 in Denver

NUGGETS BIGGEST WIN

32 pts	115-83, Nov. 17, 2007 in Denver

OKLAHOMA CITY THUNDER

211 N. ROBINSON, SUITE 300 - OKLAHOMA CITY, OK 73102 - (405) 208-4800

Chairman . . . . . Clayton I. Bennett
Exec. VP & General Manager . . . . . Sam Presti
Head Coach . . . . . Scott Brooks
Assistant Coaches . . . . . Mark Bryant, Maurice Cheeks, Rex Kalamian, Brian Keefe, ... Maz Trakh
Head Athletic Trainer . . . . . Joe Sharpe
Director, Basketball Communications . . . . . Matt Tumbleson
2011-12 Record . . . . . 47-19 (Lost to Miami, 4-1, in NBA Finals)
Arena . . . . . Chesapeake Energy Arena (18,203)

NUGGETS ALL-TIME VS. OKLAHOMA CITY

YEAR	HOME	AWAY	TOTAL	RUNNING TOTAL
76-77	2-0	2-0	4-0	4-0
77-78	1-1	0-2	1-3	5-3
78-79	1-1	2-0	3-1	8-4
79-80	1-2	0-3	1-5	9-9
80-81	2-0	1-2	3-2	12-11
81-82	1-2	1-1	2-3	14-14
82-83	2-0	1-2	3-2	17-16
83-84	2-1	0-2	2-3	19-19
84-85	1-1	2-1	3-2	22-21
85-86	2-1	0-2	2-3	24-24
86-87	2-0	0-3	2-3	26-27
87-88	3-0	1-1	4-1	30-28
88-89	2-0	0-2	2-2	32-30
89-90	2-0	0-2	2-2	34-32
90-91	0-2	0-2	0-4	34-36
91-92	1-1	0-2	1-3	35-39
92-93	0-2	1-1	1-3	36-42
93-94	2-0	0-2	2-2	38-44
94-95	1-1	0-2	1-3	39-47
95-96	1-1	0-2	1-3	40-50
96-97	0-2	0-2	0-4	40-54
97-98	0-2	0-2	0-4	40-58
98-99	2-0	0-2	2-2	42-60
99-00	1-1	0-2	1-3	43-63
00-01	2-0	0-2	2-2	45-65
01-02	2-0	1-1	3-1	48-66
02-03	0-2	1-1	1-3	49-69
03-04	1-1	1-1	2-2	51-71
04-05	1-1	1-1	2-2	53-73
05-06	1-1	1-1	2-2	55-75
06-07	1-1	2-0	3-1	58-76
07-08	2-0	1-1	3-1	61-77
08-09*	2-0	2-0	4-0	65-77
09-10	2-0	1-1	3-1	68-78
10-11	1-1	0-2	1-3	69-81
11-12	0-1	1-1	1-2	70-83
TOTALS	**47-29**	**23-54**	**70-83**	**.456**

* Moved to Oklahoma City for 2008-09 season.
Record vs. Seattle: 61-77 (42-27 home, 19-50 away) - 32 years
Record vs. Oklahoma City: 9-6 (5-2 home, 4-4 away) - 4 years

SERIES INFORMATION

2011-12 RESULTS VS. OKLAHOMA CITY (1-2)

Feb. 19	L	118-124 (OT) @ Okla. City
Mar. 15	L	90-103 @ Denver
Apr. 25	W	106-101 @ Oklahoma City

2012-13 SCHEDULE

Jan. 16	@ Oklahoma City
Jan. 20	@ Denver
Mar. 1	@ Denver
Mar. 19	@ Oklahoma City

NUGGETS CURRENT STREAK

Overall:	Won 1
Home:	Lost 2
Away:	Won 1

THUNDER LAST WIN

In Okla. City:	124-118 (OT), Feb. 19, 2012
In Denver:	103-90, Mar. 15, 2012

NUGGETS LAST WIN

In Okla. City:	106-101, Apr. 25, 2012
In Denver:	112-107, Jan. 19, 2011

THUNDER BIGGEST WIN

47 pts	146-99, Jan. 15, 1991 in Seattle

NUGGETS BIGGEST WIN

52 pts	168-116, March 16, 2008 in Denver

ORLANDO MAGIC

8701 MAITLAND SUMMIT BLVD. - ORLANDO, FL 32810 - (407) 916-2400

Sr. Chairman . . . . . Rich DeVos
CEO . . . . . Alex Martins
General Manager . . . . . Rob Hennigan
Head Coach . . . . . Jacque Vaughn
Assistant Coaches . . . . . James Borrego, Wes Unseld Jr., Brett Gunning, Loran Profit . . . . . Luke Stuckey
Head Athletic Trainer . . . . . Keon Weise
Sr. Vice President of Communications . . . . . Joel Glass
Director of Communications . . . . . George Galante
2011-12 Record . . . . . 37-29 (Lost to Indiana, 4-1, in First Round)
Arena . . . . . Amway Center (18,846)

NUGGETS ALL-TIME VS. ORLANDO

YEAR	HOME	AWAY	TOTAL	RUNNING TOTAL
89-90	1-0	1-0	2-0	2-0
90-91	2-0	0-3	2-3	4-3
91-92	1-0	1-0	2-0	6-3
92-93	0-1	0-1	0-2	6-5
93-94	1-0	0-1	1-1	7-6
94-95	0-1	0-1	0-2	7-8
95-96	1-0	0-1	1-1	8-9
96-97	0-1	0-1	0-2	8-11
97-98	0-1	0-1	0-2	8-13
98-99		Did not play		
99-00	0-1	0-1	0-2	8-15
00-01	0-1	0-1	0-2	8-17
01-02	0-1	0-1	0-2	8-19
02-03	0-1	0-1	0-2	8-21
03-04	1-0	0-1	1-1	9-22
04-05	1-0	0-1	1-1	10-23
05-06	1-0	0-1	1-1	11-24
06-07	1-0	0-1	1-1	12-25
07-08	1-0	0-1	1-1	13-26
08-09	0-1	1-0	1-1	14-27
09-10	1-0	0-1	1-1	15-28
10-11	1-0	0-1	1-1	16-29
11-12	1-0	1-0	2-0	18-29
TOTALS	**14-9**	**4-20**	**18-29**	**.383**

SERIES INFORMATION

2011-12 RESULTS VS. ORLANDO (2-0)

Apr. 1	W	104-101 @ Orlando
Apr. 22	W	101-74 @ Denver

2012-13 SCHEDULE

Nov. 2	@ Orlando
Jan. 9	@ Denver

NUGGETS CURRENT STREAK

Overall:	Won 2
Home:	Won 3
Away:	Won 1

MAGIC'S LAST WIN

In Orlando:	85-82, Mar. 18, 2011
In Denver:	106-88, Jan. 17, 2009

NUGGETS LAST WIN

In Orlando:	104-101, Apr. 1, 2012
In Denver:	101-74, Apr. 22, 2012

MAGIC'S BIGGEST WIN

39 pts — 155-116, Dec. 12, 1990 in Orlando

NUGGETS BIGGEST WIN

36 pts — 141-105, Jan. 11, 1990 in Denver

PHILADELPHIA 76ERS

3601 SOUTH BROAD STREET - PHILADELPHIA, PA 19148 - (215) 339-7666

Managing Owner.....Josh Harris
Co-Managing Owner.....David Blitzer
President.....Rod Thorn
Sr. VP of Basketball Operations.....Tony DiLeo
Head Coach.....Doug Collins
Associate Head Coach.....Michael Curry
Assistant Coaches.....Brian James, Aaron McKie, Jeff Capel
Head Athletic Trainer.....Kevin Johnson
Director of Public Relations.....Mike Preston
2011-12 Record.....35-31 (Lost to Boston, 4-3, in Conference Semifinals)
Arena.....Wells Fargo Center (20,328)

NUGGETS ALL-TIME VS. PHILADELPHIA

YEAR	HOME	AWAY	TOTAL	RUNNING TOTAL
76-77	1-1	0-2	1-3	1-3
77-78	1-1	0-2	1-3	2-6
78-79	0-1	0-2	0-3	2-9
79-80	0-1	0-1	0-2	2-11
80-81	1-0	0-1	1-1	3-12
81-82	1-0	0-1	1-1	4-13
82-83	0-1	0-1	0-2	4-15
83-84	1-0	0-1	1-1	5-16
84-85	1-0	0-1	1-1	6-17
85-86	0-1	1-0	1-1	7-18
86-87	0-1	0-1	0-2	7-20
87-88	1-0	1-0	2-0	9-20
88-89	1-0	0-1	1-1	10-21
89-90	1-0	0-1	1-1	11-22
90-91	0-1	0-1	0-2	11-24
91-92	1-0	1-0	2-0	13-24
92-93	1-0	0-1	1-1	14-25
93-94	0-1	0-1	0-2	14-27
94-95	1-0	0-1	1-1	15-28
95-96	1-0	1-0	2-0	17-28
96-97	0-1	1-0	1-1	18-29
97-98	0-1	0-1	0-2	18-31
98-99		Did not play		
99-00	1-0	1-0	2-0	20-31
00-01	1-0	0-1	1-1	21-32
01-02	1-0	0-1	1-1	22-33
02-03	0-1	0-1	0-2	22-35
03-04	1-0	1-0	2-0	24-35
04-05	1-0	0-1	1-1	25-36
05-06	0-1	1-0	1-1	26-37
06-07	0-1	1-0	1-1	27-38
07-08	1-0	0-1	1-1	28-39
08-09	1-0	1-0	2-0	30-39
09-10	0-1	1-0	1-1	31-40
10-11	0-1	0-1	0-2	31-42
11-12	0-0	1-0	1-0	32-42
TOTALS	**20-16**	**12-26**	**32-42**	**.432**

SERIES INFORMATION

2011-12 RESULTS VS. PHILADELPHIA (1-0)

Jan. 18	W	108-104(OT)@ Philadelphia

2012-13 SCHEDULE

Oct. 31	@ Philadelphia
Mar. 21	@ Denver

NUGGETS CURRENT STREAK

Overall:	Won 1
Home:	Lost 2
Away:	Won 1

76ERS LAST WIN

In Philadelphia: 110-99, Jan. 30, 2011
In Denver: 95-89, Dec. 26, 2010

NUGGETS LAST WIN

In Philadelphia: 108-104 (OT), Jan. 18, 2012
In Denver: 105-101, Dec. 26, 2008

76ERS BIGGEST WIN

31 pts 132-101, Nov. 5, 1977 in Philadelphia

NUGGETS BIGGEST WIN

30 pts 105-75, Feb. 23, 1995, in Denver

PHOENIX SUNS

201 E. JEFFERSON STREET - PHOENIX, AZ 85004 - (602) 379-7900

Managing Partner . . . . . Robert Sarver
President of Basketball Operations . . . . . Lon Babby
Head Coach . . . . . Alvin Gentry
Assistant Coaches . . . . . Elston Turner, Dan Majerle, Igor Kokoskov, Noel Gillespie
Head Athletic Trainer . . . . . Aaron Nelson
VP, Basketball Communications . . . . . Julie Fie
2011-12 Record 33-33
Arena . . . . . US Airways Center (18,422)

NUGGETS ALL-TIME VS. PHOENIX

YEAR	HOME	AWAY	TOTAL	RUNNING TOTAL
76-77	2-0	1-1	3-1	3-1
77-78	1-1	1-1	2-2	5-3
78-79	1-1	2-0	3-1	8-4
79-80	1-2	0-3	1-5	9-9
80-81	1-2	0-2	1-4	10-13
81-82	1-1	1-2	2-3	12-16
82-83	3-0	1-1	4-1	16-17
83-84	1-1	1-2	2-3	18-20
84-85	3-0	1-1	4-1	22-21
85-86	2-0	2-1	4-1	26-22
86-87	3-0	0-2	3-2	29-24
87-88	2-0	1-2	3-2	32-26
88-89	1-1	0-2	1-3	33-29
89-90	1-1	0-2	1-3	34-32
90-91	0-2	0-2	0-4	34-36
91-92	1-1	0-2	1-3	35-39
92-93	1-1	0-2	1-3	36-42
93-94	1-1	0-2	1-3	37-45
94-95	1-1	0-2	1-3	38-48
95-96	2-0	1-1	3-1	41-49
96-97	1-1	1-1	2-2	43-51
97-98	0-2	0-2	0-4	43-55
98-99	0-2	0-1	0-3	43-58
99-00	1-1	0-2	1-3	44-61
00-01	0-2	0-2	0-4	44-65
01-02	2-0	1-1	3-1	47-66
02-03	0-2	1-1	1-3	48-69
03-04	2-0	2-0	4-0	52-69
04-05	0-2	0-2	0-4	52-73
05-06	1-1	0-2	1-3	53-76
06-07	1-1	0-1	1-2	54-78
07-08	2-0	0-2	2-2	56-80
08-09	1-0	0-2	1-2	57-82
09-10	1-1	0-2	1-3	58-85
10-11	2-0	1-1	3-1	61-86
11-12	2-0	1-0	3-0	64-86
TOTALS	**45-31**	**19-55**	**64-86**	**.427**

SERIES INFORMATION

2011-12 RESULTS VS. PHOENIX (3-0)

Feb. 14	W	109-92 @ Denver
Apr. 6	W	105-99 @ Denver
Apr. 21	W	118-107 @ Phoenix

2012-13 SCHEDULE

Nov. 12	@ Phoenix
Mar. 11	@ Phoenix
Apr. 17	@ Denver

NUGGETS CURRENT STREAK

Overall:	Won 6
Home:	Won 4
Away:	Won 2

SUNS LAST WIN

In Phoenix:	100-94, Nov. 15, 2011
In Denver:	109-97, Feb. 3, 2010

NUGGETS LAST WIN

In Phoenix:	118-107, Apr. 21, 2012
In Denver:	105-99, Apr. 6, 2012

SUNS BIGGEST WIN

41 pts	129-88, Dec. 27, 1992 in Phoenix

NUGGETS BIGGEST WIN

34 pts	132-98, Jan. 11, 2011 in Denver

PORTLAND TRAIL BLAZERS

ONE CENTER COURT, SUITE 200 - PORTLAND, OR 97227 - (503) 234-9291

Owner ..... Paul Allen
General Manager ..... Neil Olshey
Assistant General Managers ..... Bill Branch, Steve Rosenberry
Head Coach ..... Terry Stotts
Assistant Coaches ..... Kaleb Canales, Jay Triano, David Vanterpool, Kim Hughes, Dale Osbourne
Head Athletic Trainer ..... Geoff Clark
Senior Director of Communications ..... Jim Taylor
Sports Communications Director ..... Collin Romer
2011-12 Record 28-38
Arena ..... The Rose Garden (19,980)

NUGGETS ALL-TIME VS. PORTLAND

YEAR	HOME	AWAY	TOTAL	RUNNING TOTAL
76-77	1-1	1-1	2-2	2-2
77-78	2-0	1-1	3-1	5-3
78-79	1-1	0-2	1-3	6-6
79-80	2-1	0-2	2-4	8-10
80-81	2-1	0-2	2-3	10-13
81-82	1-1	1-2	2-3	12-16
82-83	1-2	1-1	2-3	14-19
83-84	1-1	0-3	1-4	15-23
84-85	3-0	1-1	4-1	19-24
85-86	2-0	1-2	3-2	22-26
86-87	3-0	0-2	3-2	25-28
87-88	2-0	0-3	2-3	27-31
88-89	1-1	1-1	2-2	29-33
89-90	1-1	1-1	2-2	31-35
90-91	0-2	0-2	0-4	31-39
91-92	1-1	0-2	1-3	32-42
92-93	1-1	0-2	1-3	33-45
93-94	1-1	0-2	1-3	34-48
94-95	2-0	1-1	3-1	37-49
95-96	0-2	0-2	0-4	37-53
96-97	0-2	0-2	0-4	37-57
97-98	2-0	0-2	2-2	39-59
98-99	0-1	0-2	0-3	39-62
99-00	1-1	1-1	2-2	41-64
00-01	2-0	0-2	2-2	43-66
01-02	2-0	0-2	2-2	45-68
02-03	1-1	1-1	2-2	47-70
03-04	2-0	2-0	4-0	51-70
04-05	2-0	1-1	3-1	54-71
05-06	2-0	2-0	4-0	58-71
06-07	2-0	1-1	3-1	61-72
07-08	1-1	1-1	2-2	63-74
08-09	2-0	0-2	2-2	65-76
09-10	2-0	1-1	3-1	68-77
10-11	2-0	0-2	2-2	70-79
11-12	1-0	0-2	1-2	71-81
TOTALS	**52-23**	**19-58**	**71-81**	**.467**

SERIES INFORMATION

2011-12 RESULTS VS. PORTLAND (1-2)

Dec. 29	L	102-111 @ Portland
Feb. 4	L	97-117 @ Portland
Feb. 29	W	104-95 @ Denver

2012-13 SCHEDULE

Dec. 20	@ Portland
Jan. 15	@ Denver
Feb. 27	@ Portland
Apr. 14	@ Denver

NUGGETS CURRENT STREAK

Overall:	Won 1
Home:	Won 7
Away:	Lost 5

BLAZERS LAST WIN

In Portland:	117-97, Feb. 4, 2012
In Denver:	116-105, Dec. 16, 2007

NUGGETS LAST WIN

In Portland:	97-94, Oct. 29, 2009
In Denver:	104-95, Feb. 29, 2012

BLAZERS BIGGEST WIN

44 pts — 107-63, April 16, 1997 in Portland

NUGGETS BIGGEST WIN

39 pts — 107-68, Nov. 4, 2005 in Denver

SACRAMENTO KINGS

ONE SPORTS PARKWAY - SACRAMENTO, CA 95834 - (916) 455-4647

Owners ..... Maloof Sports and Entertainment
President, Basketball Operations ..... Geoff Petrie
Head Coach ..... Keith Smart
Assistant Coaches ..... Jim Eyen, Alex English, Bobby Jackson
Head Athletic Trainer ..... Manny Romero
VP of Media Relations/Basketball Ops ..... Troy Hanson
Exec. Dir. of Media Relations/BBall Ops .... Darrin May
2011-12 Record 22-44
Arena ..... Sleep Train Arena (17,317)

NUGGETS ALL-TIME VS. SACRAMENTO

YEAR	HOME	AWAY	TOTAL	RUNNING TOTAL
76-77	2-0	1-1	3-1	3-1
77-78	2-0	0-2	2-2	5-3
78-79	0-2	1-1	1-3	6-6
79-80	0-3	0-3	0-6	6-12
80-81	2-1	2-1	4-2	10-14
81-82	3-0	1-2	4-2	14-16
82-83	3-0	0-3	3-3	17-19
83-84	3-0	1-2	4-2	21-21
84-85	2-1	2-1	4-2	25-23
85-86*	3-0	0-3	3-3	28-26
86-87	1-2	1-2	2-4	30-30
87-88	3-0	1-2	4-2	34-32
88-89	2-0	1-1	3-1	37-33
89-90	2-0	2-0	4-0	41-33
90-91	2-0	1-1	3-1	44-34
91-92	2-0	0-2	2-2	46-36
92-93	2-0	1-1	3-1	49-37
93-94	1-1	1-1	2-2	51-39
94-95	2-0	0-2	2-2	53-41
95-96	0-2	0-2	0-4	53-45
96-97	1-1	1-1	2-2	55-47
97-98	1-1	0-2	1-3	56-50
98-99	0-1	0-2	0-3	56-53
99-00	2-0	0-2	2-2	58-55
00-01	2-0	0-2	2-2	60-57
01-02	0-2	0-2	0-4	60-61
02-03	0-2	0-2	0-4	60-65
03-04	2-0	0-2	2-2	62-67
04-05	1-0	0-2	1-2	63-69
05-06	1-1	0-2	1-3	64-72
06-07	1-1	1-1	2-2	66-74
07-08	1-1	1-0	2-1	68-75
08-09	2-0	1-1	3-1	71-76
09-10	1-0	0-2	1-2	72-78
10-11	2-0	1-1	3-1	75-79
11-12	2-0	1-0	3-0	78-79
TOTALS	**56-22**	**22-57**	**78-79**	**.497**

* Moved to Sacramento for 1985-86 season.
Record vs. Kansas City: 25-23 (17-7 home, 8-16 away) - 9 years
Record vs. Sacramento: 53-56 (39-15 home, 14-41 away) - 27 years

SERIES INFORMATION

2011-12 RESULTS VS. SACRAMENTO (3-0)

Jan. 4	W	110-83 @ Denver
Jan. 25	W	122-93 @ Sacramento
Mar. 5	W	119-116 (OT) @ Denver

2012-13 SCHEDULE

Dec. 16	@ Sacramanto
Jan. 26	@ Denver
Mar. 5	@ Sacramento
Mar. 23	@ Denver

NUGGETS CURRENT STREAK

Overall:	Won 5
Home:	Won 7
Away:	Won 2

KINGS LAST WIN

In Sacramento:	122-102, Jan. 6, 2011
In Denver:	118-115, Apr. 5, 2008

NUGGETS LAST WIN

In Sacramento:	122-93, Jan. 25, 2012
In Denver:	119-116 (OT), Mar. 5, 2012

KINGS BIGGEST WIN

44 pts — 146-102, Dec. 22, 1982 in Kansas City

NUGGETS BIGGEST WIN

33 pts — 118-85, Dec. 6, 2008 in Sacramento

SAN ANTONIO SPURS

ONE AT&T CENTER - SAN ANTONIO, TX 78219 - (210) 444-5500

Chairman & CEO . . . . . Peter M. Holt
Pres. of Basketball Ops./Head Coach . . . . . Gregg Popovich
Pres. of Sports Franchises/GM . . . . . R.C. Buford
Assistant Coaches . . . . . Mike Budenholzer, Brett Brown, Ime Udoka,
. . . . . Chip Engelland, Chad Forcier
Head Athletic Trainer . . . . . Will Sevening
Director of Basketball Communications . . . . Tom James
2011-12 Record . . . . . 48-18 (Lost to Oklahoma City, 4-2, in Western Conference Finals)
Arena . . . . . AT&T Center (18,581)

NUGGETS ALL-TIME VS. SAN ANTONIO

YEAR	HOME	AWAY	TOTAL	RUNNING TOTAL
76-77	1-1	0-1	1-2	1-2
77-78	1-0	1-1	2-1	3-3
78-79	2-0	1-1	3-1	6-4
79-80	1-0	0-1	1-1	7-5
80-81	1-2	1-2	2-4	9-9
81-82	2-1	0-3	2-4	11-13
82-83	2-1	0-3	2-4	13-17
83-84	3-0	0-3	3-3	16-20
84-85	3-0	0-3	3-3	19-23
85-86	1-2	2-1	3-3	22-26
86-87	3-0	2-1	5-1	27-27
87-88	3-0	2-1	5-1	32-28
88-89	3-0	0-3	3-3	35-31
89-90	1-1	0-2	1-3	36-34
90-91	1-1	0-3	1-4	37-38
91-92	1-2	0-2	1-4	38-42
92-93	1-1	0-3	1-4	39-46
93-94	1-2	1-2	2-4	41-50
94-95	1-2	0-2	1-4	42-54
95-96	0-2	0-2	0-4	42-58
96-97	1-1	1-1	2-2	44-60
97-98	0-2	0-2	0-4	44-64
98-99	0-2	0-2	0-4	44-68
99-00	1-1	0-2	1-3	45-71
00-01	1-1	1-1	2-2	47-73
01-02	0-2	0-2	0-4	47-77
02-03	1-1	0-2	1-3	48-80
03-04	1-1	0-2	1-3	49-83
04-05	1-1	1-1	2-2	51-85
05-06	1-1	1-1	2-2	53-87
06-07	0-1	1-1	1-2	54-89
07-08	2-0	0-2	2-2	56-91
08-09	1-1	1-0	2-1	58-92
09-10	0-2	2-0	2-2	60-94
10-11	1-1	0-2	1-3	61-97
11-12	0-1	1-1	1-2	62-99
TOTALS	**43-37**	**19-62**	**62-99**	**.385**

SERIES INFORMATION

2011-12 RESULTS VS. SAN ANTONIO (1-2)

Jan. 7	L	117-121 @ San Antonio
Feb. 23	L	99-114 @ Denver
Mar. 4	W	99-94 @ San Antonio

2012-13 SCHEDULE

Nov. 17	@ San Antonio
Dec. 18	@ Denver
Mar. 27	@ San Antonio
Apr. 10	@ Denver

NUGGETS CURRENT STREAK

Overall:	Won 1
Home:	Lost 1
Away:	Won 1

SPURS LAST WIN

In San Antonio:	121-117, Jan. 7, 2012
In Denver:	114-99, Feb. 23, 2012

NUGGETS LAST WIN

In San Antonio:	99-94, Mar. 4, 2012
In Denver:	115-112, Mar. 23, 2011

SPURS BIGGEST WIN

35 pts	109-74, Dec. 21, 2001 in San Antonio
	144-109, Dec. 19, 1990 in San Antonio

NUGGETS BIGGEST WIN

30 pts	134-104, Oct. 31, 1986 in Denver

TORONTO RAPTORS

50 BAY STREET, SUITE 500 - TORONTO, ONTARIO, CANADA M5J 2L2 - (416) 815-5600

Chairman of the Board . . . . . Larry Tanenbaum
President & General Manager . . . . . Bryan Colangelo
Head Coach . . . . . Dwane Casey
Assistant Coaches. . . . . Johnny Davis, Tom Sterner, Scott Roth, Micah Nori, Eric Hughes
Head Athletic Trainer. . . . . Scott McCullough
Director, Media Relations . . . . . Jim LaBumbard
2011-12 Record. 23-43
Arena . . . . . Air Canada Centre (19,800)

NUGGETS ALL-TIME VS. TORONTO

YEAR	HOME	AWAY	TOTAL	RUNNING TOTAL
95-96	1-0	1-0	2-0	2-0
96-97	0-1	1-0	1-1	3-1
97-98	0-1	0-1	0-2	3-3
98-99		Did not play		
99-00	1-0	1-0	2-0	5-3
00-01	0-1	0-1	0-2	5-5
01-02	1-0	0-1	1-1	6-6
02-03	1-0	0-1	1-1	7-7
03-04	0-1	0-1	0-2	7-9
04-05	1-0	1-0	2-0	9-9
05-06	1-0	1-0	2-0	11-9
06-07	1-0	0-1	1-1	12-10
07-08	1-0	1-0	2-0	14-10
08-09	1-0	1-0	2-0	16-10
09-10	1-0	1-0	2-0	18-10
10-11	1-0	1-0	2-0	20-10
11-12	1-0	0-1	1-1	21-11
TOTALS	**12-4**	**9-7**	**21-11**	**.656**

SERIES INFORMATION

2011-12 RESULTS VS. TORONTO (1-1)

Jan. 27	W	96-81 @ Denver
Mar. 11	L	96-105 @ Toronto

2012-13 SCHEDULE

Dec. 3	@ Denver
Feb. 12	@ Toronto

NUGGETS CURRENT STREAK

Overall:	Lost 1
Home:	Won 8
Away:	Lost 1

RAPTORS LAST WIN

In Toronto:	105-96, Mar. 11, 2012
In Denver:	81-74, Dec. 30, 2003

NUGGETS LAST WIN

In Toronto:	123-116, Dec. 10, 2010
In Denver:	96-81, Jan. 27, 2012

RAPTORS BIGGEST WIN

27 pts	121-94, Mar. 23, 2007 in Toronto

NUGGETS BIGGEST WIN

39 pts	132-93, Dec. 2, 2008 in Denver

UTAH JAZZ

301 W. SOUTH TEMPLE - SALT LAKE CITY, UT 84101 - (801) 325-2500

Owner ..... Gail Miller
Chief Executive Officer ..... Greg Miller
Executive VP of Basketball Ops/GM ..... Kevin O'Connor
Head Coach ..... Tyrone Corbin
Assistant Coaches ..... Sidney Lowe, Jeff Hornacek, Michael Sanders
Head Athletic Trainer ..... Gary Briggs
Sr. Vice President, Communications ..... Linda Luchetti
Director of Communications ..... Jonathan Rinehart
2011-12 Record ..... 36-30 (Lost to San Antonio, 4-0, in First Round)
Arena ..... Energy*Solutions* Arena (19,911)

NUGGETS ALL-TIME VS. UTAH

YEAR	HOME	AWAY	TOTAL	RUNNING TOTAL
76-77	2-0	1-1	3-1	3-1
77-78	2-0	1-1	3-1	6-2
78-79	2-0	1-1	3-1	9-3
79-80*	2-1	1-2	3-3	12-6
80-81	1-2	1-2	2-4	14-10
81-82	2-1	1-2	3-3	17-13
82-83	3-0	1-2	4-2	21-15
83-84	3-0	0-3	3-3	24-18
84-85	3-0	1-2	4-2	28-20
85-86	2-1	1-2	3-3	31-23
86-87	2-1	0-3	2-4	33-27
87-88	1-2	1-2	2-4	35-31
88-89	3-0	0-3	3-3	38-34
89-90	0-2	0-2	0-4	38-38
90-91	1-1	0-2	1-3	39-41
91-92	1-2	0-3	1-5	40-46
92-93	1-1	1-2	2-3	42-49
93-94	1-2	0-2	1-4	43-53
94-95	1-1	0-3	1-4	44-57
95-96	2-0	1-1	3-1	47-58
96-97	0-2	0-2	0-4	47-62
97-98	0-2	0-2	0-4	47-66
98-99	1-0	0-2	1-2	48-68
99-00	2-0	0-2	2-2	50-70
00-01	1-1	0-2	1-3	51-73
01-02	1-1	0-2	1-3	52-76
02-03	0-2	0-2	0-4	52-80
03-04	2-0	1-1	3-1	55-81
04-05	1-1	1-1	2-2	57-83
05-06	1-1	0-2	1-3	58-86
06-07	0-2	1-1	1-3	59-89
07-08	1-1	0-2	1-3	60-92
08-09	2-0	0-2	2-2	62-94
09-10	2-0	1-1	3-1	65-95
10-11	1-1	1-1	2-2	67-97
11-12	1-1	0-1	1-2	68-99
TOTALS	**51-32**	**17-67**	**68-99**	**.407**

* Moved to Utah for the 1979-80 season.
Record vs. New Orleans: 9-3 (6-0 home, 3-3 away) - 3 years
Record vs. Utah: 59-96 (45-32 home, 14-64 away) - 33 years

SERIES INFORMATION

2011-12 RESULTS VS. UTAH (1-2)

Dec. 28	W	117-100 @ Denver
Jan. 15	L	96-106 @ Denver
Mar. 23	L	102-121 @ Utah

2012-13 SCHEDULE

Nov. 9	@ Denver
Nov. 26	@ Utah
Jan. 5	@ Denver
Apr. 3	@ Utah

NUGGETS CURRENT STREAK

Overall:	Lost 2
Home:	Lost 1
Away:	Lost 2

JAZZ LAST WIN

In Salt Lake City: 121-102, Mar. 23, 2012
In Denver: 106-96, Jan. 15, 2012

NUGGETS LAST WIN

In Salt Lake City: 103-101, Mar. 3, 2011
In Denver: 117-100, Dec. 28, 2011

JAZZ BIGGEST WIN

41 pts 129-88, Feb. 1, 1995 in Utah

NUGGETS BIGGEST WIN

30 pts 113-83, Jan. 20, 2006 in Denver

WASHINGTON WIZARDS

601 F STREET NW - WASHINGTON, DC 20004 - (202) 661-5000

Majority Owner . . . . . Ted Leonsis
President . . . . . Ernie Grunfeld
VP of Basketball Administration . . . . . Tommy Sheppard
Head Coach . . . . . Randy Wittman
Assistant Coaches . . . . . Don Newman, Don Zierden, Sam Cassell, Jerry Sichting
. . . . . Ryan Saunders, Gene Banks
Head Athletic Trainer . . . . . Eric Waters
Senior Director, Communications . . . . . Scott Hall
2011-12 Record 20-46
Arena . . . . . Verizon Center (20,278)

NUGGETS ALL-TIME VS. WASHINGTON

YEAR	HOME	AWAY	TOTAL	RUNNING TOTAL
76-77	2-0	0-2	2-2	2-2
77-78	1-1	2-0	3-1	5-3
78-79	1-1	0-2	1-3	6-6
79-80	0-1	1-0	1-1	7-7
80-81	0-1	0-1	0-2	7-9
81-82	1-0	1-0	2-0	9-9
82-83	1-0	0-1	1-1	10-10
83-84	0-1	0-1	0-2	10-12
84-85	1-0	1-0	2-0	12-12
85-86	1-0	1-0	2-0	14-12
86-87	0-1	1-0	1-1	15-13
87-88	1-0	1-0	2-0	17-13
88-89	1-0	0-1	1-1	18-14
89-90	1-0	0-1	1-1	19-15
90-91	1-0	0-1	1-1	20-16
91-92	0-1	1-0	1-1	21-17
92-93	1-0	1-0	2-0	23-17
93-94	1-0	0-1	1-1	24-18
94-95	1-0	1-0	2-0	26-18
95-96	1-0	0-1	1-1	27-19
96-97	1-0	0-1	1-1	28-20
97-98	0-1	1-0	1-1	29-21
98-99	0-1	0-0	0-1	29-22
99-00	0-1	1-0	1-1	30-23
00-01	0-1	1-0	1-1	31-24
01-02	0-1	0-1	0-2	31-26
02-03	1-0	0-1	1-1	32-27
03-04	1-0	1-0	2-0	34-27
04-05	1-0	1-0	2-0	36-27
05-06	0-1	1-0	1-1	37-28
06-07	1-0	0-1	1-1	38-29
07-08	1-0	1-0	2-0	40-29
08-09	1-0	1-0	2-0	42-29
09-10	1-0	0-1	1-1	43-30
10-11	1-0	1-0	2-0	45-30
11-12	0-0	1-0	1-0	46-30
TOTALS	**25-13**	**21-17**	**46-30**	**.605**

SERIES INFORMATION

2011-12 RESULTS VS. WASHINGTON (1-0)

Jan. 20	W	108-104 @ Washington

2012-13 SCHEDULE

Jan. 18	@ Denver
Feb. 22	@ Washington

NUGGETS CURRENT STREAK

Overall:	Won 4
Home:	Won 5
Away:	Won 2

WIZARDS LAST WIN

In Washington, D.C.:	107-97, Feb. 19, 2010
In Denver:	116-110, Dec. 21, 2005

NUGGETS LAST WIN

In Washington, D.C.:	108-104, Jan. 20, 2012
In Denver:	114-94, Mar. 25, 2011

WIZARDS BIGGEST WIN

32 pts	107-75, March 20, 2002 in Denver

NUGGETS BIGGEST WIN

33 pts	132-99, March 20, 1994 in Denver

WESTERN CONFERENCE

SOUTHWEST	W	L	PCT	GB	HOME	ROAD	LAST 10	STREAK
San Antonio	50	16	.758	-	28-5	22-11	10-0	Won 10
Memphis	41	25	.621	9	26-7	15-18	8-2	Won 6
Dallas	36	30	.545	14	23-10	13-20	5-5	Lost 2
Houston	34	32	.515	16	22-11	12-21	3-7	Won 1
New Orleans	21	45	.318	29	11-22	10-23	6-4	Lost 1

NORTHWEST	W	L	PCT	GB	HOME	ROAD	LAST 10	STREAK
Oklahoma City	47	19	.712	-	26-7	21-12	6-4	Lost 1
Denver	**38**	**28**	**.576**	**9**	**20-13**	**18-15**	**8-2**	**Won 4**
Utah	36	30	.545	11	25-8	11-22	7-3	Won 5
Portland	28	38	.424	19	20-13	8-25	1-9	Lost 7
Minnesota	26	40	.394	21	13-20	13-20	1-9	Lost 2

PACIFIC	W	L	PCT	GB	HOME	ROAD	LAST 10	STREAK
L.A. Lakers	41	25	.621	-	26-7	15-18	6-4	Lost 1
L.A. Clippers	40	26	.606	1	24-9	16-17	6-4	Lost 2
Phoenix	33	33	.500	8	19-14	14-19	4-6	Lost 3
Golden State	23	43	.348	18	12-21	11-22	1-9	Lost 2
Sacramento	22	44	.333	19	16-17	6-27	3-7	Won 1

EASTERN CONFERENCE

ATLANTIC	W	L	PCT	GB	HOME	ROAD	LAST 10	STREAK
Boston	39	27	.591	-	24-9	15-18	7-3	Won 2
New York	36	30	.545	3	22-11	14-19	7-3	Won 3
Philadelphia	35	31	.530	4	19-14	16-17	6-4	Lost 1
Toronto	23	43	.348	16	13-20	10-23	3-7	Won 1
New Jersey	22	44	.333	17	9-24	13-20	3-7	Lost 6

CENTRAL	W	L	PCT	GB	HOME	ROAD	LAST 10	STREAK
Chicago	50	16	.758	-	26-7	24-9	7-3	Won 3
Indiana	42	24	.636	8	23-10	19-14	8-2	Lost 1
Milwaukee	31	35	.470	19	17-16	14-19	3-7	Lost 2
Detroit	25	41	.379	25	18-15	7-26	4-6	Won 1
Cleveland	21	45	.318	29	11-22	10-23	2-8	Lost 4

SOUTHEAST	W	L	PCT	GB	HOME	ROAD	LAST 10	STREAK
Miami	46	20	.697	-	28-5	18-15	6-4	Lost 2
Atlanta	40	26	.606	6	23-10	17-16	7-3	Won 2
Orlando	37	29	.561	9	21-12	16-17	4-6	Lost 1
Washington	20	46	.303	26	11-22	9-24	8-2	Won 6
Charlotte	7	59	.106	39	4-29	3-30	0-10	Lost 23

SCORING AVERAGE	G	FG	FT	PTS	AVG
Durant, OKC.	66	643	431	1850	28.0
Bryant, LA-L	58	574	381	1616	27.9
James, Mia.	62	621	387	1683	27.1
Love, Min.	55	474	379	1432	26.0
Westbrook, OKC.	66	578	340	1558	23.6
Anthony, N.Y.	55	441	295	1245	22.6
Aldridge, Por.	55	483	223	1191	21.7
Nowitzki, Dal.	62	473	318	1342	21.6
D. Williams, N.J.	55	391	257	1154	21.0
Griffin, LA-C	66	561	244	1368	20.7
Ellis, G.S.-Mil.	58	450	219	1181	20.4
Lee, G.S.	57	464	219	1147	20.1
Paul, LA-C	60	425	260	1189	19.8
Pierce, Bos.	61	394	293	1181	19.4
Jefferson, Utah	61	516	137	1170	19.2
Jennings, Mil.	66	469	193	1260	19.1
Gay, Mem.	65	485	208	1232	19.0
J. Johnson, Atl.	60	423	158	1129	18.8
Smith, Atl.	66	504	203	1239	18.8
Bynum, LA-L	60	444	234	1123	18.7

REBOUNDS PER GAME	G	OFF	DEF	TOT	AVG
Howard, Orl.	54	200	585	785	14.5
Love, Min.	55	226	508	734	13.3
Bynum, LA-L	60	192	517	709	11.8
Cousins, Sac.	64	265	438	703	11.0
Humphries, N.J.	62	233	448	681	11.0
Griffin, LA-C	66	218	499	717	10.9
Gasol, LA-L	65	183	495	678	10.4
Gortat, Pho.	66	185	474	659	10.0
Chandler, N.Y.	62	212	400	612	9.9
Noah, Chi.	64	242	387	629	9.8
Monroe, Det.	66	239	398	637	9.7
Smith, Atl.	66	136	496	632	9.6
Jefferson, Utah	61	133	452	585	9.6
Lee, G.S.	57	171	374	545	9.6
Duncan, S.A.	58	110	410	520	9.0
Camby, Por.-Hou.	59	157	373	530	9.0
Gasol, Mem.	65	120	459	579	8.9
Ilyasova, Mil.	60	196	333	529	8.8
Hibbert, Ind.	65	213	359	572	8.8
Millsap, Utah	64	180	383	563	8.8

ASSISTS PER GAME	G	AST	AVG
Rondo, Bos.	53	620	11.7
Nash, Pho.	62	664	10.7
Paul, LA-C	60	543	9.1
Calderon, Tor.	53	468	8.8
D. Williams, N.J.	55	481	8.7
Rubio, Min.	41	336	8.2
Wall, Was.	66	530	8.0
Parker, S.A.	60	463	7.7
Miller, Den.	**66**	**441**	**6.7**
Lawson, Den.	**61**	**401**	**6.6**
Felton, Por.	60	390	6.5
Conley, Mem.	62	404	6.5
James, Mia.	62	387	6.2
Ellis, G.S.-Mil.	58	346	6.0
Nelson, Orl.	57	325	5.7
Sessions, Cle.-LA-L	64	354	5.5
Jennings, Mil.	66	365	5.5
Westbrook, OKC.	66	362	5.5
Iguodala, Phi.	62	339	5.5
Vasquez, N.O.	66	359	5.4

FIELD GOAL PCT.	FG	FGA	PCT
Chandler, N.Y.	241	355	.679
Howard, Orl.	416	726	.573
Pekovic, Min.	256	454	.564
Bynum, LA-L	444	796	.558
McGee, Was.-Den.	**307**	**552**	**.556**
Gortat, Pho.	427	769	.555
Griffin, LA-C	561	1022	.549
Ibaka, OKC.	262	490	.535
Blair, S.A.	269	504	.534
Boozer, Chi.	448	842	.532

3-PT FIELD GOAL PCT.	3FG	3GA	PCT
Novak, N.Y.	133	282	.472
Ilyasova, Mil.	51	112	.455
Curry, G.S.	55	121	.455
Allen, Bos.	106	234	.453
Miller, Mia.	53	117	.453
Rush, G.S.	99	219	.452
Green, Atl.	50	113	.442
Farmar, N.J.	55	125	.440
Green, S.A.	102	234	.436
Korver, Chi.	118	271	.435

FREE THROW PCT.	FT	FTA	PCT
Crawford, Por.	191	206	.927
Redick, Orl.	143	157	.911
Nowitzki, Dal.	318	355	.896
Nash, Pho.	127	142	.894
Martin, Hou.	160	179	.894
Ridnour, Min.	106	119	.891
Anderson, Orl.	150	171	.877
Augustin, Cha.	105	120	.875
Granger, Ind.	254	291	.873
Bargnani, Tor.	151	173	.873

STEALS PER GAME	G	STL	AVG
Paul, LA-C	60	152	2.53
Conley, Mem.	62	136	2.19
James, Mia.	62	115	1.85
Millsap, Utah	64	118	1.84
Allen, Mem.	58	104	1.79
Iguodala, Phi.	62	107	1.73
Shumpert, N.Y.	59	101	1.71
Westbrook, OKC.	66	112	1.70
George, Ind.	66	108	1.64
Teague, Atl.	66	106	1.61

BLOCKS PER GAME	G	BLK	AVG
Ibaka, OKC.	66	241	3.65
McGee, Was.-Den.	**61**	**132**	**2.16**
Howard, Orl.	54	116	2.15
Jordan, LA-C	66	135	2.05
Hibbert, Ind.	65	128	1.97
Bynum, LA-L	60	116	1.93
Gasol, Mem.	65	121	1.86
Biyombo, Cha.	63	115	1.83
Smith, Atl.	66	115	1.74
Dalembert, Hou.	65	111	1.71

MINUTES PER GAME	G	MIN	AVG
Deng, Chi.	54	2129	39.4
Love, Min.	55	2145	39.0
Durant, OKC.	66	2546	38.6
Bryant, LA-L	58	2232	38.5
Howard, Orl.	54	2070	38.3
James, Mia.	62	2326	37.5
Gasol, LA-L	65	2430	37.4
Gay, Mem.	65	2422	37.3
Lee, G.S.	57	2121	37.2
Rondo, Bos.	53	1957	36.9

WESTERN CONFERENCE

FIRST ROUND

San Antonio 4	Utah 0
Oklahoma City 4	Dallas 0
L.A. Lakers 4	Denver 3
L. A. Clippers 4	Memphis 3

SEMIFINALS

San Antonio 4	L.A. Clippers 0
Oklahoma City 4	L.A. Lakers 1

FINALS

Oklahoma City 4	San Antonio 2

EASTERN CONFERENCE

FIRST ROUND

Philadelphia 4	Chicago 2
Miami 4	New York 1
Indiana 4	Orlando 1
Boston 4	Atlanta 2

SEMIFINALS

Miami 4	Indiana 2
Boston 4	Philadelphia 3

FINALS

Miami 4	Boston 1

NBA FINALS

MIAMI 4, OKLAHOMA CITY 1

June 12	Oklahoma City 105 @ Miami 94
June 14	Oklahoma City 96 @ Miami 100
June 17	Miami 91 @ Oklahoma City 85
June 19	Miami 104 @ Oklahoma City 98
June 21	Miami 121 @ Oklahoma City 106

NBA DEVELOPMENT LEAGUE

477 Madison Avenue, 3rd Floor, New York, NY 10022
(212) 407-8700 www.nba.com/dleague

Senior Director, Basketball Communications: Mark Broussard
(212) 407-8580 mbroussard@nba.com

2012-13 D-LEAGUE TEAM DIRECTORY

AUSTIN TOROS
12885 N. Hwy 183, Suite 207
Austin, TX 78750
Tel: (512) 236-8333 Fax: (512) 236-8444
Arena: Cedar Park Center
Media Relations Contact: Perri Travillion
NBA Affiliation: San Antonio

BAKERSFIELD JAM
1400 Norris Road
Bakersfield, CA 93308
Tel: (661) 615-6550 Fax: (661) 615-6555
Arena: Dignity Health Events Center
Media Relations Contact: William Aquije
NBA Affiliations: Atlanta, L.A. Clippers, Phoenix, Toronto

CANTON CHARGE
1101 Market Ave. North
Canton, OH 44702
Tel: (330) 489-1701 Fax: (330) 489-1703
Arena: Canton Memorial Civic Center
Media Relations Contact: Sean Wyatt
NBA Affiliations: Cleveland

ERIE BAYHAWKS
110 East 8th Street
Erie, PA 16501
Tel: (814) 790-5600 Fax: (814) 790-5608
Arena: Tullio Arena
Media Relations Contact: Matt Bresee
NBA Affiliations: New York

FORT WAYNE MAD ANTS
1910 St. Joe Center Rd, Suite 61
Fort Wayne, IN 46825
Tel: (260) 469-4667 Fax: (260) 469-4674
Arena: Allen County War Memorial Coliseum
Media Relations Contact: Audrey Siebrase
NBA Affiliations: Charlotte, Detroit, Indiana, Milwaukee

IDAHO STAMPEDE
233 South Capitol Blvd., Suite 100
Boise, ID 83702
Tel: (208) 388-4667 Fax: (208) 388-3845
Arena: CenturyLink Arena
Media Relations Contact: Travis Tate
NBA Affiliations: Portland

NUGGETS D-LEAGUE AFFILIATE

IOWA ENERGY
730 3rd St.
Des Moines, Iowa 50309
Tel: (515) 564-8550 Fax: (515) 564-8551
Arena: Wells Fargo Arena
Media Relations Contact: Randi Burrell
NBA Affiliations:Denver, Chicago, New Orleans, Washington

LOS ANGELES D-FENDERS
555 N. Nash St.
El Segundo, CA 90245
Tel: (310) 426-6000 Fax: (310) 426-6031
Arena: Toyota Sports Center
Media Relations Contact: Daniel Ramirez
NBA Affiliations: L.A. Lakers

MAINE RED CLAWS
413 Congress Street
Portland, ME 04101
Tel: (207) 210-6655 Fax: (207) 210-6659
Arena: Portland Exposition Building
Media Relations Contact: Jana Spaulding
NBA Affiliations: Boston

RENO BIGHORNS
939 Gateway Dr., Suite BH
Reno, NV 89511
Tel: (775) 284-2622 Fax: (775) 853-1601
Arena: Reno Events Center
Media Relations Contact: Allison Beck
NBA Affiliations: Memphis, Sacramento, Utah

RIO GRANDE VALLEY VIPERS
4500 North 10th Street, Suite 315
McAllen, TX 78504
Tel: (956) 972-1144 Fax: (956) 972-1150
Arena: State Farm Arena
Media Relations Contact: Rebecca Sweat
NBA Affiliations: Houston

SANTA CRUZ WARRIORS
903 Pacific Ave., Suite 101
Santa Cruz, CA 95060
Tel: (831) 466-3200 Fax: (831) 466-3201
Arena: Kaiser Permanente Arena
Media Relations Contact: Matt De Nasnera
NBA Affiliations: Golden State

SIOUX FALLS SKYFORCE
2131 South Minnesota Ave
Sioux Falls, SD 57105
Tel: (605) 332-0605 Fax: (605) 332-2305
Arena: Sioux Falls Arena
Media Relations Contact: Brett Hansen
NBA Affiliations: Miami, Minnesota, Orlando, Philadelphia

SPRINGFIELD ARMOR
1 Monarch Place, Suite 220
Springfield, MA 01144
Tel: (413) 746-3263 Fax: (413) 746-3262
Arena: MassMutual Center
Media Relations Contact: Eli Pearlstein
NBA Affiliations: New Jersey

TEXAS LEGENDS
2601 Aveue of the Stars, Suite 300
Frisco, TX 75215
Tel: (214) 469-0822 Fax: (214) 469-0823
Arena: Dr. Pepper Arena
Media Relations Contact: Kyle Judkins
NBA Affiliations: Dallas

TULSA 66ERS
10425 S. 82nd E. Ave, Suite 105
Tulsa, OK 74133
Tel: (918) 585-8444 Fax: (918) 398-6930
Arena: SpiritBank Event Center
Media Relations Contact: Ben Coldagelli
NBA Affiliations: Oklahoma City

NATIONAL BASKETBALL ASSOCIATION (NBA)

NBA Entertainment, Women's National Basketball Association (WNBA), NBA D-League

New York

Olympic Tower
645 Fifth Avenue
New York, NY 10022
Telephone: (212) 407-8000
Fax: (212) 832-3861

New Jersey

100 Plaza Drive
Secaucus, NJ 07094
Telephone: (201) 865-1500
Fax: (201) 974-5973

NBA City

6068 Universal Boulevard
Orlando, FL 32819
Telephone: (407) 363-5919
Fax: (407) 370-3178

NBA Store

590 Fifth Avenue
New York, NY 10103
Telephone: (212) 515-6221

INTERNATIONAL OFFICES

EUROPE

Headquarters - NBA EMEA

125 Kensington High Street
London, W8 5SF, UK
TEL: 011-44-20-7795-8921
FAX: 011-44-20-7795-8901

Italy

Via Dogana 3
20123, Milano, Italy
TEL: 011-39-02-8648-9361
FAX: 011-39-02-809-250

Spain

pq. Empresarial 'La Finca'
Edif. 15A, 28223
Pozuelo de Alarcon
Madrid, Spain
TEL: 011-34-91297-9700
FAX: 011-34-91799-5999

Turkey

Tarakci Caddesi
Bele Gerden Stesi No8
Istanbul, Turkey
TEL : 011-90-530-772-7975

ASIA/PACIFIC

Hong Kong

3101, The Lee Gardens
33 Hysan Avenue
Causeway Bay, Hong Kong
TEL: 011 852-2843-9600
FAX: 011 852-2536-4808

Taiwan

Suite 1303, No. 88, Section 2,
Chung Hsiao East Road
Taipei, Taiwan ROC
TEL: 886-2-2358-1900
FAX: 886-2-2358-1098

Korea

41F Gangnam Finance Center
737 Yeoksam-dong, Gangnam-gu
Seoul Korea 135-984
TEL: 822 2008 4617
FAX: 822 2008 4618

China - Beijing

19th Floor, Office Tower 2,
China Central Place,
No. 79 Jianguo Road,
Chaoyang District,
Beijing 100025, China
TEL: (86)10-5200-8200
FAX: (86)10-5200-8202

China - Shanghai

Unit 2703-08, 27/F,
Tower, 2, Plaza 66
1366 Nanjing West Road
Shanghai 200040, China
TEL: (86)21-6137-2200
FAX: (86)-21-6288-9920

AFRICA

Nelson Mandela Square, 2nd Floor
West Tower
Maude Street, Sandton
Johannesburg, South Africa
TEL: 011-27-11-881-5980
FAX: 011-27-0-867-26-6351

INDIA

Parinee Crescenzo
1st Floor, C38 & C39
BCK, Mumbai 51
TEL: 011-91-22-330-40608

MEXICO

Av. Santa Fe #94 A Tower 8th Floor
Col. Zedec Santa Fe
Mexico City, Mexico 01210
TEL: 011-52-55-88511146

CANADA

50 Bay Street, Suite 1402
Toronto, Ontario
Canada M5J 3A5
TEL: 416-364-2030
FAX: 416-364-0205

DENVER NUGGETS

MISCELLANEOUS

NUGGETS COMMUNITY OUTREACH

The Denver Nuggets are committed to improving the lives of families and children in Colorado through a comprehensive program of education, health and fitness, community initiatives and special events. Our players, coaches and staff are active participants in the community, dedicating over 1,000 hours of their time off the court to visiting schools, hosting youth basketball clinics, lifting the spirits of young patients in the hospital and attending fundraising events that benefit Kroenke Sports Charities.

COMMUNITY PROGRAMS

The Denver Nuggets are proud to support a number of youth programs that focus on education, health & fitness and teamwork. Every year, players and coaches can be found in the classroom using basketball principles to get students excited about school. The team is also committed to helping children with health and athletic programs by having the players and coaches share their knowledge about fitness and nutrition. The education, health & fitness and athletic programs of the Denver Nuggets include:

Excellence in High School Athletic Training

This program awards Colorado and Wyoming high schools for dedication to their school athletic training programs. In addition, via the Comeback Athlete of the Year Award, a student athlete who has recovered from an injury is awarded a scholarship for post-secondary students and the high school athletic department also receives fund for their school training program.

Nugget for a Day

This program provides an opportunity for deserving children to spend a day as a special guest of the Denver Nuggets The program includes an exclusive behind the scenes tour of Pepsi Center, invitation to a closed Nuggets practice, game tickets, dinner in a suite and special recognition at the game.

Team Fit

This program encourages children in grades 3-8 in metro Denver to practice good fitness and nutrition fundamentals.

Quality Time

This program provides opportunities for children and parents from community and youth programs to spend valuable time together at a Nuggets game.

"Nobody is perfect, except a kid."
"CHOPPER" TRAVAGLINI, *Founder of Denver Nuggets Charities*

Be There

In an effort to improve school attendance, the Nuggets provide incentives such as game tickets, T-shirts and school supplies to students meeting their monthly attendance goals.

Leadership Challenge

This program strives to develop leadership skills in high school student athletes throughout Colorado by encouraging volunteerism. Outstanding participants are eligible to receive college scholarships.

FAN DEVELOPMENT

Denver Nuggets Skills Challenge

Each year, more than 5,000 children state-wide test their dribbling, passing and shooting skills for a chance to compete on the floor at Pepsi Center before a Nuggets game. The competition takes place at area elementary schools and more than 50 Colorado Parks and Recreation Centers across the state.

Player Clinics

Denver Nuggets players, Community Ambassadors and coaches provide youth basketball players throughout the state with clinics designed to improve skills, teach life lessons and learn the basics of the game. Clinics focus on ball handling, passing, defense and rebounding and shooting and are offered to children of all ages and ability levels.

Special Olympics Colorado Basketball Skills Clinic – March 12, 2013

Each season, 125 Special Olympics athletes from throughout the state join the Nuggets players and coaches for a basketball skills clinic. The clinic is unique among NBA organizations as each Special Olympic athlete has the opportunity to interact with each Nuggets player and coach. The athletes range in age from 8 to 80 years old and travel from cities throughout Colorado to participate in the event.

Denver Nuggets Community Ambassadors

Throughout the year, the Denver Nuggets Community Ambassadors encourage students in Colorado to read more, write more, respect others, show sportsmanship and achieve excellence. The program reached over 30,000 people this season.

KROENKE SPORTS CHARITIES SIGNATURE PARTNERS

Via partnerships via a variety of Colorado non-profit organizations, Kroenke Sports Charities works to provide the opportunity to play basketball and other sports to children of all ages and abilities.

YMCA Junior Nuggets

The YMCA Jr. Nuggets is Colorado's largest league with more than 8,500 participants. The Jr. Nuggets builds athletic ability and shapes leadership skills with the assistance of Nuggets players, alumni and coaches.

Denver Public Schools Prep League

More than 6,000 middle school students, who maintain a C average or better in each class, participate in the Denver Nuggets Prep League annually. The league includes volleyball, basketball, soccer, baseball, softball and flag football for boys and girls in the 32 middle schools of the Denver Public School system.

Special Olympics Colorado Project UNIFY

A school-based program which provides an opportunity for intellectually disabled athletes to partner with typically developing peers on the basketball court.

Colorado Adaptive Sports Foundation

Through Colorado Wheelchair Basketball/Rolling Nuggets, physically disabled athletes are given the opportunity to experience basketball regardless of their ability.

Gold Crown Foundation

More than 10,000 boys and girls participate in Gold Crown athletics and enrichment programs each year. All programs are based on three principles – participation, sportsmanship and community.

FUNDRAISING EVENTS

Each year, Nuggets players and coaches encourage giving by promoting, and participating in, the following charitable events, which benefit Kroenke Sports Charities:

Nuggets License Plates

Nuggets fans have the opportunity to show their pride with a Denver Nuggets license plate. Proceeds from license plate sales will benefit education, health and recreation programs for children and families in Colorado supported by Kroenke Sports Charities.

Mile High Dreams Gala – January 21, 2013

The Mile High Dreams Gala is the signature fundraising event of the teams of Kroenke Sports. Guests enjoy an evening with players and coaches from the Denver Nuggets, Colorado Avalanche, Colorado Rapids and Colorado Mammoth while sampling food and libations from some of Denver's best restaurants; photo stations, live music and more.

Nuggets Team Event – February 20, 2013

Join the entire Nuggets team off the court at a special fun and fundraising event.

For more information on Nuggets community relations and fan development programs and initiatives, please call 303-405-1100 or visit nuggets.com.

NUGGETS COMMUNITY AMBASSADORS

IRV BROWN

WALTER DAVIS

ERVIN JOHNSON

NICHOLAS OWENS

MARK RANDALL

SUPERMASCOT ROCKY

NBA DEBUT:	**DECEMBER 15, 1990**	**WEIGHT:**	**154 LBS.**
BIRTHPLACE:	**ROCKY MOUNTAINS**	**TAIL LENGTH:**	**3 FEET**
HEIGHT:	**5"10"**		

One of the most recognizable and beloved mascots in the NBA, Supermascot Rocky has become a staple at every Nuggets home game. His daring acrobatics and innovative skits have made his performances eagerly anticipated by fans and players alike.

Rocky is an integral part of the community programs of the Denver Nuggets and makes countless appearances at schools of all levels throughout the state of Colorado. In addition, Rocky has made several appearances for other professional sports teams and has performed on behalf of the NBA at the All-Star Game as well as several international functions.

From sporting events to corporate outings, Rocky will make every event memorable. To book Rocky for an appearance, call the Nuggets at (303) 405-1327.

DENVER NUGGETS DANCERS

From left to right...Niki, Angela, Ashlee, Melissa, Chelseá, Juliette, Kaila, Becca, Emily, Didi, Alex, Brooke, Casey, Allie, Taylor, Miranda, Jana

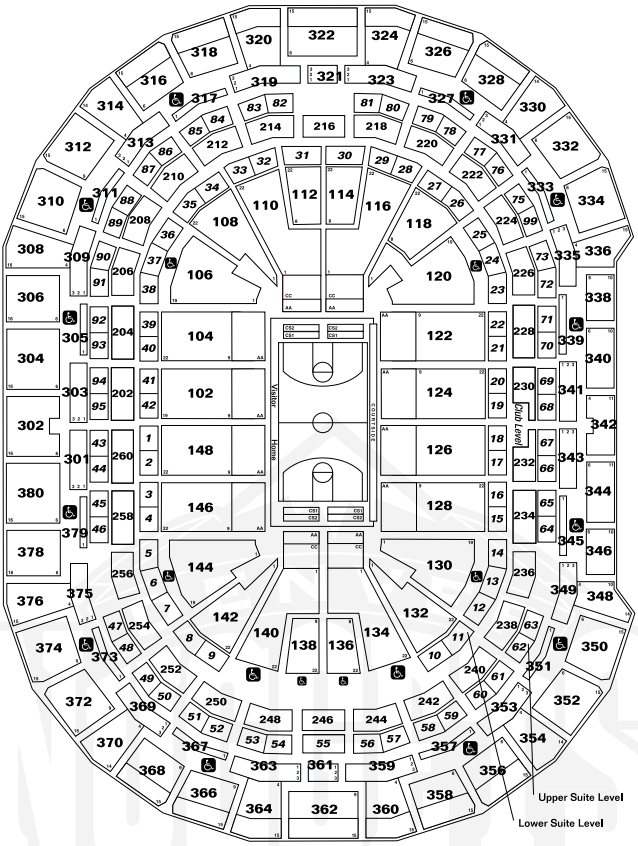

Pepsi Center
TOYOTA Parking Lot Map

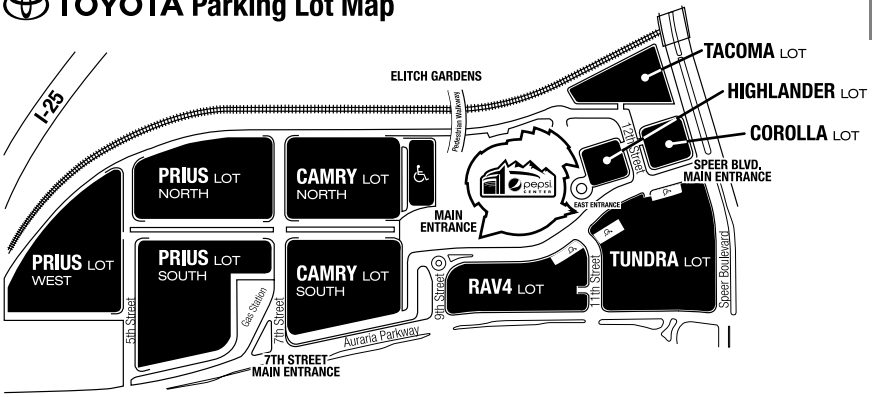

MISCELLANEOUS

2012-13 SEASON SCHEDULE

OCTOBER/NOVEMBER

Sun	Mon	Tue	Wed	Thu	Fri	Sat
28	29	30	31 ALT 5:00 PHI	1	2 ALT 5:00 ORL	3 ALT/NBA 5:30 MIA
4	5	6 ALT 7:00 DET	7 ALT2 6:00 HOU	8	9 ALT/ESPN 8:30 UTA	10 ALT 8:30 GS
11	12 ALT 7:00 PHX	13	14	15 TNT 8:30 MIA	16	17 ALT2 6:30 SAN
18	19 ALT 6:00 MEM	20	21 ALT2 6:00 MIN	22	23 ALT 7:00 GS	24
25 ALT 6:00 NO	26 ALT 7:00 UTA	27	28	29 TNT 8:30 GS	30 ALT/ESPN 8:30 LAL	

DECEMBER

Sun	Mon	Tue	Wed	Thu	Fri	Sat
	3 ALT 7:00 TOR	4	5 ALT 5:30 ATL	6	7 ALT 5:00 IND	8
9 ALT/NBA 5:30 NY	10	11 ALT 5:30 DET	12 ALT 6:00 MIN	13	14 ALT/ESPN 8:30 MEM	15
16 ALT 4:00 SAC	17	18 ALT 7:00 SAN	19	20 ALT 8:00 POR	21	22 ALT 7:00 CHA
23	24	25 ALT/ESPN 8:30 LAC	26 ALT 7:00 LAL	27	28 ALT/NBA 6:30 DAL	29 ALT2 6:00 MEM
30	31					

HOME GAMES AWAY GAMES

JANUARY

Sun	Mon	Tue	Wed	Thu	Fri	Sat
		1 ALT 7:00 LAC	2	3 ALT 7:00 MIN	4	5 ALT 7:00 UTA
6 ALT 7:30 LAL	7	8	9 ALT2 7:00 ORL	10	11 ALT 7:00 CLE	12
13 ALT 6:00 GS	14	15 ALT 7:00 POR	16 ALT 6:00 OKC	17	18 ALT 7:00 WAS	19
20 ALT 6:00 OKC	21	22	23 ALT/NBA 6:00 HOU	24	25	26 ALT 7:00 SAC
27	28 ALT 7:00 IND	29	30 ALT 7:00 HOU	31		

ALL ALTITUDE GAMES IN Altitude HD

FEBRUARY

LISTEN TO NUGGETS GAMES ON 950AM

Sun	Mon	Tue	Wed	Thu	Fri	Sat
					1 ALT 7:00 NO	2
3	4	5 ALT 7:00 MIL	6	7 TNT 8:30 CHI	8	9 ALT2 5:30 CLE
10 ALT 4:00 BOS	11	12 ALT 5:00 TOR	13 ALT2 5:30 BRK	14	15	16
17	18	19 ALT 7:00 BOS	20	21	22 ALT 5:00 WAS	23 ALT 5:00 CHA
24	25 ALT 7:00 LAL	26	27 ALT/ESPN 8:30 POR	28		

MARCH

LISTEN TO NUGGETS GAMES ON 950AM

Sun	Mon	Tue	Wed	Thu	Fri	Sat
					1 ALT/ESPN 8:30 OKC	2
3	4 ALT 7:00 ATL	5 ALT2 8:00 SAC	6	7 TNT 8:30 LAC	8	9 ALT 7:00 MIN
10	11 ALT 8:00 PHX	12	13 ALT/ESPN 8:30 NY	14	15 ALT 7:00 MEM	16
17	18 ALT 6:00 CHI	19 ALT 6:00 OKC	20	21 ALT 7:00 PHI	22	23 ALT 7:00 SAC
24	25 ALT 6:00 NO	26	27 ALT2 6:30 SAN	28	29 ALT 7:00 BRK	30
31						

APRIL

Sun	Mon	Tue	Wed	Thu	Fri	Sat
	1	2	3 ALT/NBA 7:00 UTA	4 ALT 7:00 DAL	5	6 ALT 7:00 HOU
7	8	9	10 ALT/ESPN 8:30 SAN	11	12 ALT 6:30 DAL	13
14 ALT 3:00 POR	15 ALT 6:00 MIL	16	17 ALT 6:00 PHX			

Altitude www.altitude.tv

ALT = ALTITUDE SPORTS & ENTERTAINMENT
ALT 2 = VISIT ALTITUDE.TV FOR CHANNEL NUMBERS
Check local listings for channel location. Programming subject to change.
ALL TIMES ARE MOUNTAIN AND ARE SUBJECT TO CHANGE.

TO PURCHASE TICKETS

IN PERSON:

PEPSI CENTER BOX OFFICE
10:00am - 6:00pm, Monday-Friday;
10:00am - 3:00pm, Saturday

DICK'S SPORTING GOODS:
Kiosks at all Dick's Sporting Goods retail locations.

TICKETHORSE.COM

Altitude sports®

YOUR HD HOME OF THE DENVER NUGGETS

Televising 78 games throughout the regular season, pre and post game shows for every game and a replay of every game.

No one gets you closer to the Nuggets than Altitude Sports.

Tune in every Thursday at 6:00pm for "The George Karl Show".

Check your local listings with cable or satellite provider.

Follow us on and

www.altitude.tv

LIVE
FOR
NOW™

OFFICIAL SOFT DRINK OF THE
DENVER NUGGETS

The NBA identifications are the intellectuals property of NBA Properties, Inc. and the respective NBA member teams. ©2012 NBA Properties, Inc. All rights reserved.
PEPSI, the Pepsi Globe and LIVE FOR NOW are trademarks of PepsiCo, Inc. XDV157623