



PORTLAND TRAIL BLAZERS

2010 NBA PLAYOFF GUIDE

RIP CITY
UPRISE
PLAYOFFS

 **PLAYOFFS**

2010 PORTLAND TRAIL BLAZERS PLAYOFF GUIDE

This guide is designed to assist the NBA Media with playoff coverage. For further assistance, please contact any of the following members of the Portland Trail Blazers Communications staff:

Jim Taylor – Director of Basketball Communications

Office: 503.797.9664
Cell: 503.956.8456
E-mail: jim.taylor@trailblazers.com

Cheri Hanson - Vice President, Basketball Communications

Office: 503.797.9780
Cell: 503.348.2749
E-mail: cheri.hanson@trailblazers.com

Collin Romer – Basketball Communications Manager

Office: 503.797.9887
Cell: 503.201.2414
E-mail: collin.romer@trailblazers.com

Bill Evans – Director of Corporate Communications

Office: 503.797.9743
Cell: 971.678.4210
E-mail: bill.evans@trailblazers.com

Aaron Grossman – Basketball Communications Intern

Office: 503.963.3863
E-mail: aaron.grossman@trailblazers.com

Kris Koivisto – Communications Coordinator

Office: 503.797.9783
E-mail: kris.koivisto@trailblazers.com

TABLE OF CONTENTS

Section 1 – Team Information
Section 2 – 2009-10 Statistics
Section 3 – Season In Review
Section 4 – NBA Playoffs

UPCOMING NBA KEY DATES

Last Possible Date of First Round	May 2
Conference Semifinals Window	May 1-17
Conference Finals Window	May 16-31
NBA Draft Lottery	May 18
NBA Finals Window	June 1-17
NBA Draft Early Entrant Withdrawal Deadline	June 14
NBA Draft (Madison Square Garden – New York)	June 24

The Portland Trail Blazers 2010 Playoff Guide was designed and written by the Trail Blazers Communications Department, with assistance provided by Mario Milosevic. Photography provided by Sam Forencich/NBA Photos and Getty Images. Special thanks to the Elias Sports Bureau and the National Basketball Association.

PORTLAND TRAIL BLAZERS TEAM DIRECTORY

Mailing Address:
One Center Court, Suite 200
Portland, Oregon 97227
Telephone: (503) 234-9291
Fax: (503) 736-2187

OWNER
Paul Allen

BOARD OF DIRECTORS

Director..... Bert Kolde
Director..... Tod Leiweke

OFFICERS EMERITUS

Chairman Emeritus..... Larry Weinberg
President Emeritus..... Harry Glickman

EXECUTIVE STAFF

President..... Larry Miller
General Manager..... Kevin Pritchard
Senior Vice President, Chief Marketing Officer..... Sarah Mensah
Senior Vice President, Chief Financial Officer..... Gregg Olson
Senior Vice President, General Counsel..... Mike Fennell
Senior Vice President, Business Affairs..... J.E. Isaac

BASKETBALL OPERATIONS

Head Coach..... Nate McMillan
Lead Assistant Coach..... Dean Demopoulos
Assistant Coaches..... Monty Williams, Maurice Lucas, Joe Prunty, Bill Bayno, Kaleb Canales
Shooting Coach..... John Townsend
Director of College Scouting..... Chad Buchanan
Director of NBA Scouting..... Michael Born
Advance Scouts..... Larry Greer, Jim Steeper
Scouts..... Jason Filippi, Doc Martin
Scouting Assistant/Database Manager..... Joe Cronin
Basketball Operations Information Assistant..... Sean Kiely
Head Athletic Trainer..... Jay Jensen
Assistant Athletic Trainer..... Geoff Clark
Strength & Conditioning Coach..... Bob Medina
Video Coordinator..... Tim Grass
Assistant Video Coordinator..... John Ross
Director of Player Development..... Hersey Hawkins
Equipment Manager..... Matt Wilson
Director of Basketball Operations..... Brad Weinrich
Executive Assistant to the General Manager..... Beth Hancock
Receptionist..... Alice Carrick
Security & Practice Facility Manager..... Chico Salas-Lopez
Club House Attendant..... Alex Wilson
Team Concierge..... Pam Donegan
Team Physicians..... Dr. Tom Reis, Internist; Dr. Don Roberts, Orthopedist
Team Dentist..... Dr. Greg Goodlin

Welcome to the 2010 NBA Playoffs. We have outlined some of the essential information to assist you in your coverage. If there's any additional service we can provide, just ask.

Credentials

2009-10 Trail Blazers season credentials will need a playoff sticker to remain valid through the Conference Finals, should the team advance. Stickers may be obtained at the media entrance or from a member of the Trail Blazers Communications staff.

Single-game credential requests should be directed to Collin Romer (collin_romer@trailblazers.com). Please note that all requests will be reviewed, and outlets will be notified by email. If you do not receive a response within 24 hours, please call 503-797-9887.

International Media

International media must acquire credentials by submitting a request in writing to the NBA office. All interview and credential requests must be emailed to the attention of Rachel Walsh at rwalsh@nba.com.

Interviews

The majority of interview requests will be accommodated within the media access period that follows practice or shootaround. Please contact Aaron Grossman (aaron.grossman@trailblazers.com) with additional requests.

Locker Rooms

Locker rooms are located on the west side of the building (to your right upon entering the building).

Pregame: Locker rooms will be open 90 minutes before game time for a 45-minute period.

Postgame: Locker rooms will open 10 minutes after the conclusion of the game.

Parking

Complimentary parking is unavailable on game nights. The parking lot closest to the media entrance, the Annex Garage, is located off of Drexler Drive (west side of the Rose Garden).

Credential pick-up/media entrance

The media entrance will open three hours before game time. The entrance is located off of Drexler Drive (West side of Rose Garden), through the loading dock. Enter through the door next to the security command center.

Media dining

The media dining room has been relocated opposite the Courtside Club in the Northwest corner (just left of media gate upon entrance) of the arena. Meal tickets may be purchased at the dining room entrance for a cost of \$8. The media dining room will have beverages available throughout the game.

Media Seating

Seating in all media sections, including photo lanes, is assigned by the Trail Blazers Communications staff. Seating charts may be found in the media work rooms.


Photographers

There are a limited number of photo lanes available for television and still photographers. Photo lanes are assigned by the Trail Blazers Communications staff. Charts will be posted in the media rooms.

For the safety of players, and in accordance with league rules, remote cameras and tripods are not allowed on the playing floor during the game, and all cameras must have a rubber shade lens cover. Work stations for all photographers will be located in locker room 'B' (between home and visiting locker rooms).

Wireless Internet / Telephones

The media rooms are equipped with password-protected wireless internet access. Media can obtain password information from media room host Chuck Charnquist or a member of the Trail Blazers Communications staff. There are also a limited number of telephones for general use. If you would like to order your own line, please contact Aaron Grossman (aaron.grossman@trailblazers.com).



Team Information



Nate McMillan, Head Coach

Through five seasons as Head Coach of the Portland Trail Blazers, Nate McMillan has taken one of the youngest teams in the NBA and developed it into a rising power in the Western Conference. In 2009-10, McMillan's Trail Blazers overcame 311 games missed by injury to lead the team to a 50-32 record and its second consecutive trip to the postseason. Eight different Trail Blazers missed at least 15 games due to injury this season, including six of the eight leading scorers from last season. Playing against the odds, McMillan and the Trail Blazers crossed the 50-win mark after finishing with a 15-5 record in March and April entering the 2010 NBA Playoffs.

McMillan became the 15th youngest coach in NBA history to reach 400 wins with a March 12 win at Sacramento this season. Fifteen days later, he earned his 191st win in Portland, passing Mike Dunleavy for third among all-time Trail Blazers head coaches.

Portland's successful 50-win campaign this season came on the heels of a 54-win year in 2008-09 that earned the Trail Blazers a share of the Northwest Division title and landed Portland in the NBA Playoffs for the first time in six years. Portland finished the year a season-high 26 games above .500 at 54-28, the best record by a Trail Blazers team since 1999-2000, and the sixth-best record in franchise history.

With a 41-41 record in 2007-08, McMillan guided the Trail Blazers to their first season of .500 or better since 2003-04. The nine-game win increase from the previous year was the fifth-best improvement in the NBA. McMillan, who was named the Western Conference Coach of the Month for December of that season, was recognized for leading the team to a 13-game winning streak and a 13-2 month. The streak was the second best in the NBA that season and the second longest in Trail Blazers history.

McMillan finished his second season as head coach of the Trail Blazers in 2006-07 with a 32-50 record, an 11-game improvement from the season prior. That upswing in wins ranked third in the NBA in 2006-07 and is tied for the franchise's fourth greatest improvement, all-time.

In 2005, McMillan drew the attention of USA Basketball and was named an assistant coach on the U.S. Men's Senior National Team that captured the Gold Medal in the 2008 Olympic Games in Beijing, China. McMillan, along with head coach Mike Krzyzewski and fellow assistants Mike D'Antoni and Jim Boeheim, composed the coaching staff on a squad that featured NBA stars LeBron James, Kobe Bryant, Carmelo Anthony and Dwight Howard. It was announced in the summer of 2009 that McMillan and the coaching staff would return for another run together in their quest for a FIBA World Championship in 2010 and another Olympic Gold Medal in 2012.

After spending nearly two decades as a player and coach in Seattle, McMillan was introduced to Portland on July 7, 2005, as the Trail Blazers' 12th head coach. He stepped into the Trail Blazers' top coaching position after capping a five-year tenure in Seattle, where he led the SuperSonics to the Northwest Division title and the league's sixth best record (52-30).

Affectionately known as "Mr. Sonic" in the Seattle area, McMillan spent his entire 12-year NBA playing career in a Seattle uniform. After stepping down as a player, he served for two years as an assistant on head coach Paul Westphal's staff. Fifteen games into the 2000-01 season he was elevated to interim head coach. The 12th head coach in SuperSonics' history, McMillan was at the time the youngest in the NBA at age 36. He made his coaching debut with a 105-93 victory over the Trail Blazers in the Rose Garden on Nov. 28, 2000, and the Sonics went 38-29 the rest of that season. The interim status was removed from McMillan's contract on Jan. 5, 2001.

The 2001-02 Seattle team posted a 45-37 regular season record and earned the seventh seed in the Western Conference Playoffs, forcing San Antonio to the series-deciding fifth game in the first round before losing.

Selected by the SuperSonics out of North Carolina State with the 30th pick in the 1986 NBA Draft, McMillan went on to become one of Seattle's most popular players and the franchise's all-time leader in assists and steals. He still ranks second in both categories and among the top 10 in eight other columns. Rated as one of the league's top defensive players with a hard-nosed style of play, McMillan was named to the All-NBA Defensive Second Team in 1994 and 1995. He led the league in steals in 1994-95, averaging a career-high 2.96 per game. McMillan posted a career average of 6.1 assists in 796 regular season games. On Feb. 26, 1987 vs. the Clippers, he dished out 25 assists, a league one-game rookie record he still shares with Ernie DiGregorio.

Seattle retired his No. 10 jersey in ceremonies on March 24, 1999, and in 2001 he was inducted to the National Junior College Basketball Hall of Fame. McMillan led Chowan College of Murfreesboro, N.C., to the 1984 NJCAA National Tournament and was named NJCAA All-American before transferring to North Carolina State for his final two years of college.

Born Aug. 3, 1964, in Raleigh, N.C., McMillan and his wife, Michelle, have two children, Jamelle and Brittany.

Dean Demopoulos, Lead Assistant Coach

Dean Demopoulos has completed his fifth season in Portland since moving down Interstate 5 to reunite with his former boss, Nate McMillan, as lead assistant coach after serving as an assistant in Seattle for four years. Demopoulos went to the SuperSonics in 2001 after 18 seasons of college coaching, 17 of those alongside Hall of Famer John Chaney at Temple University. Before Seattle, he served as head coach for one year at University of Missouri-Kansas City. That year, UMKC was ranked in the top 10 nationally in several statistical categories, including fewest turnovers (9.5 per game) and scoring defense (60.5 points per game). Demopoulos was an assistant under Chaney from 1983-84 through 1998-99. During that span, the Owls became a national basketball powerhouse, amassing a 393-151 (72.2%) record, making it to the NCAA Tournament 16 times and to the Elite Eight on four occasions. The run included 11 consecutive postseason appearances from 1990 to 2000. Temple won seven Atlantic 10 Conference titles and five conference tournament crowns, and in 1987-88, finished 32-2, earning the No. 1 ranking in the final Associated Press, UPI and USA Today/CNN polls. Fourteen Temple players went to the NBA during his tenure at the Philadelphia school. Born March 29, 1954, in Philadelphia, Demopoulos graduated from West Chester State in 1977 with a degree in comprehensive social sciences. He coached at Kennett, Pa., H.S. one year before joining John Chaney's staff. He and his wife, Pam, have a daughter, Allie, and a son, James.

Monty Williams, Assistant Coach

Having finished his fifth season on the Trail Blazers bench, Monty Williams is considered one of the promising young coaches in the NBA. Head Coach Nate McMillan charged Williams with running the team's 2007 and 2008 entries into the NBA Summer League in Las Vegas. The two teams featured young Trail Blazers prospects Greg Oden, LaMarcus Aldridge, Petteri Koponen, Jerryd Bayless and Nicolas Batum. Prior to joining the Trail Blazers, he earned a ring as a coaching staff intern with the NBA champion San Antonio Spurs in 2004-05, and during the summer of 2005, coached the Spurs' Summer League entry in the Rocky Mountain Revue. Williams was a 10-year veteran of the NBA before chronic knee problems forced him into retirement in 2003. Selected by New York in the first round (24th pick overall) in the 1994 NBA Draft out of Notre Dame, Williams played for the Knicks, San Antonio, Denver, Orlando and Philadelphia. His best season was with the Spurs in 1996-97, when he averaged 9.0 points, 3.2 rebounds and 1.4 assists in 65 games and shot 50.9% from the field. Williams was a 6.3 ppg scorer in 456 career NBA games. He was an honorable mention All-American at Notre Dame after averaging 22.4 points and 8.4 rebounds during his senior season. Williams was away from basketball for two years during college (from 1990 to 1992) after being diagnosed with hypertrophic cardiomyopathy, a rare condition of thickened muscle between the chambers of the heart. He earned a degree from Notre Dame's College of Arts and Letters, majoring in communications and theatre and was a 4.0 student at Potomac High School in Oxon Hill, Md. Active in the Fellowship of Christian Athletes, he was involved with fellow NBA guard Charlie Ward in distributing shoes and athletic equipment to impoverished communities in South Africa. He and his wife, Ingrid, are the parents of four children.

Maurice Lucas, Assistant Coach

"Luuuuuuuke!" The fan chant so familiar in the Memorial Coliseum during the Trail Blazers' 1977 glory days can be heard again in the Rose Garden as Maurice Lucas logged his sixth season as assistant coach in 2009-10. He previously served as an assistant during the 1988-89 season. Lucas, who took 17 years off from full involvement in basketball to help raise his family, reunited with McMillan when he returned to the Trail Blazers in 2005. Lucas was a seasoned veteran with the Seattle SuperSonics in 1986-87, the year McMillan entered the league as a rookie guard. A two-time All-Star in the American Basketball Association, Luke came to the Trail Blazers as the second pick in the 1976 ABA dispersal draft. Experts say the acquisition was the final piece needed in the construction of the team that won the championship in the franchise's first post-season appearance. Known as "The Enforcer," Lucas teamed with center Bill Walton for one of the league's most feared combinations around the basket. He led Portland in scoring that title year, averaging 20.2 points a contest and was second to Walton in rebounding with 11.4 boards per game. All-NBA second team in 1977-78 and twice All-NBA Defense—first team in 1977-78 and second in 1978-79—he was a five-time All-Star game participant, three of those while wearing Trail Blazers colors. Traded to New Jersey in the middle of the 1979-80 season, he also played for New York, Phoenix, the L.A. Lakers and Seattle before finishing his 14-year professional career back in Portland in 1987-88. He averaged 15.6 points and 8.7 rebounds in 330 games as a Trail Blazer and 14.4 points and 8.8 rebounds during an 855 game NBA career. Lucas' number 20 was officially retired by the Trail Blazers in 1988. He played for Al McGuire at Marquette University and led the school to the 1974 NCAA Championship Finals. He scored 21 points and had 13 rebounds as Marquette lost to North Carolina State in the title game. Lucas serves as member of the board of the NBA Retired Players Association and has been involved in a number of successful business ventures in the Portland area. He lives in Portland with his wife, Pamela.

Joe Prunty, Assistant Coach

Joe Prunty finished his second season as an assistant coach with the Portland Trail Blazers and his 14th season in the NBA. Prunty served as an assistant coach with the Dallas Mavericks from 2005-08, during which the team went 178-68, including a trip to the NBA Finals in 2006. He spent nine seasons with the San Antonio Spurs. During his time with the Spurs, the team won three NBA Championships (1999, 2003 and 2005). Prunty joined the Spurs as the assistant video coordinator in the summer of 1996, before being named an assistant coach at the University of San Diego in April of 1997. He returned to the Spurs as the video coordinator in 1997-98 and was promoted to assistant coach/video coordinator during the summer of 2000. Then in 2002-03, he was promoted to assistant coach/advance scout. Entering the 18th year of his coaching career, Prunty has also coached on the high school and collegiate levels. He began coaching in 1992 at University of San Diego High School and then St. Augustine High School. While at USDHS, he coached both the Lakers' Luke Walton and former Cubs pitcher Mark Prior. Since joining Portland, Prunty has served as head or assistant coach of the Trail Blazers' summer league team. From 2005-2007, Prunty coached the Mavericks' Summer League team, and from 1999-2004 he was either head or assistant coach for the Spurs' Summer League squad. The Sunnyvale, Calif., native has also worked a wide variety of summer camps, including NBA Basketball Without Borders Europe in Turkey, NBA Developmental Camp in Indonesia, NBA Fit Camps in China, ABCD camp, Superstars, Pepperdine University and University of San Diego. Prunty played his collegiate ball at De Anza College in Cupertino, Calif. He earned a bachelor's degree in speech communications from Cal Poly San Luis Obispo in 1991. He and his wife, Laura, were married in the summer of 2002 and have a son, Luke.

Bill Bayno, Assistant Coach

Bill Bayno wrapped up his fourth season on the Trail Blazers' bench after joining the team as an assistant coach in 2006, following two years as an international and collegiate scout for the organization. Before joining the club, Bayno served as a consultant to the Caguas Criollos of the National Superior Basketball League of Puerto Rico in 2004 and worked closely with Peter John Ramos, who was drafted later that year by the Washington Wizards. Bayno was the head coach of the 2003 CBA Champion Yakama Sun Kings for one-and-a-half seasons (2002-03). In 2002, as the head coach of Talk 'n Text of the Philippine Professional Basketball Association, Bayno won the regular season title and led his team to the final round of the playoffs where they lost in the final game. Former Trail Blazer Richie Frahm was also a member of that team. The New York native also experienced success as the head coach at UNLV from 1995-2000. Bayno's Runnin' Rebels won four conference championships (two regular season and two conference tournament) and earned four postseason berths. His resume also includes assistant coaching positions under University of Kentucky Head Coach John Calipari at Massachusetts in 1988-95; Naismith Basketball Hall of Fame coach Larry Brown at Kansas in 1986-87; and P.J. Carlesimo at Seton Hall in 1985-86. Bayno coached future NBA players Shawn Marion, Keon Clark and Tyrone Nesby at UNLV; Marcus Camby at Massachusetts; Danny Manning at Kansas and Mark Bryant at Seton Hall. The 1985 Sacred Heart University (Fairfield, Conn.) product earned NCAA Division-Two All-America honors and participated in the New York Knicks' free agent camp in 1985. Bill is the father of two foster children from Las Vegas, Betty and Semaj.

Kaleb Canales, Assistant Coach

Promoted to assistant coach in September 2009, Kaleb Canales has spent six seasons with the Trail Blazers. Canales works closely with Portland's young roster on fundamentals and the development of basketball skills. He has also served as an assistant coach for the team's NBA Summer League entries in each of the last three seasons. Canales joined the Trail Blazers as a video intern in 2004, and spent the next three seasons as the team's video coordinator, where he prepared scouting video for coaches and developed the team's information technology. Prior to the 2008-09 season, Canales continued his rise within the organization when he was promoted to assistant coach/video coordinator. Before joining the Portland staff, Canales spent the 2003-04 season at the University of Texas-Arlington as an assistant coach for the men's basketball program. In 2002-03, Canales was an assistant coach for the boy's basketball team at United High School in Laredo, Texas. Born in Laredo, Canales earned his master's degree in sports leadership from Virginia Commonwealth University and his bachelor's degree in kinesiology with a minor in Spanish from the University of Texas-Arlington. Canales is the son of Victor and Alicia Canales, and has a sister, Chantall.

Jay Jensen, Head Athletic Trainer

Only the fourth athletic trainer in Trail Blazers history, Jay Jensen finished his 21st season in the NBA and his 16th in Portland in 2009-10. Before joining the Trail Blazers at the start of the 1994-95 season, Jensen spent five years as the head trainer for the Minnesota Timberwolves. Previously, he served two years as head basketball trainer at USC and also worked for five years as assistant trainer with the Los Angeles Rams in the NFL. He served as the trainer for the Western Conference team at the 1994 NBA All-Star Game. Jensen holds bachelor's degrees in physical education, health and physical therapy from Loma Linda University in California. He is one of just four trainers in the NBA who is both a certified athletic trainer (A.T., C.) and a registered physical therapist (R.P.T.). He is a certified member of the National Athletic Trainers' Association, California Athletic Trainers Association and the American Physical Therapy Association.

Geoff Clark, Assistant Athletic Trainer

Geoff Clark completed his 12th season with the Trail Blazers in 2009-10. He came to Portland following an eight-year stint in Yakima, Wash., at an outpatient physical therapy clinic where he was assigned to the CBA's Yakima Sun Kings as head athletic trainer. Prior to his tenure in basketball, Clark spent four seasons as an athletic trainer within the Los Angeles Dodgers minor league system. Clark is NATA Board Certified as an Athletic Trainer (ATC), holds NASM credentials in Performance Enhancement (PES) and Corrective Exercise (CES), and is certified as a strength and conditioning specialist (CSCS) by the NSCA. Along with his medical duties, Clark oversees all team equipment needs, acts as liaison to the visiting team and referees, coordinates the team attendant staff, and schedules road practices. He also assumes a lead role with the Trail Blazers NBA Summer League teams during the offseason. A graduate of Sprague High School in Salem, Ore., Clark received his B.S. from Oregon State University in 1990. He was the recipient of the CBA Trainer of the Year award in 1995, served at the 1996 Centennial Olympics in Atlanta and was a member of the USA Men's Basketball gold medal-winning team at the 1997 Tournament of the Americas in Uruguay. He and his wife, Alisa, enjoy time with family and experiencing the Pacific Northwest.

Bob Medina, Strength and Conditioning Coach

Bob Medina finished his 13th season as the team's strength and conditioning coach in 2009-10. Before joining the Trail Blazers' staff at the start of the 1997-98 season, he served in a similar capacity with the Seattle SuperSonics for five years. Medina began his career in the strength and conditioning field at UNLV, serving for three years as a full-time assistant. From 1985 through 1988 he worked as an undergraduate assistant, developing athletes in all sports. Medina has written articles for several publications for the National Strength and Conditioning Association, and, along with several members of the National Basketball Strength and Conditioning Coaches Association, has been a contributing author in the books *Condition the NBA Way* and *NBA Power Conditioning*. He has also helped with a third book and was a contributing author in *Chicken Soup for the Basketball Lovers Soul*. Medina has a bachelor's degree in athletic training with a minor in health education from UNLV. He was inducted along with the 1990 UNLV National Champion Basketball Team into the Southern Nevada Sports Hall of Fame in 2001. A hydration advocate, Medina works several camps and clinics throughout the summer as well as traveling to work out with the Trail Blazers players in their hometowns. Bob's greatest enjoyment is spending time with his wife, LeeAnn, and their family.

John Townsend, Shooting Coach

John Townsend wrapped up his third full season as the Trail Blazers Shooting Coach in 2009-10. Townsend works with players to develop better shooting habits through teaching, video analysis and repetition. He spent five seasons (2002-06) as a basketball shooting coach of the NBA Development League. Numerous NBA teams have hired Townsend to help individual players on their jump shot, free throw and 3-point shot. The list of 65 NBA players he's helped includes Charlie Bell, Smush Parker, Kirk Snyder, Matt Carroll, Ime Udoka, Dwight Howard, Tony Delk, Mikki Moore and Ben Wallace. A 1995 graduate of Ball State, Townsend also worked as a consultant for the Yakima Sun Kings of the CBA for the 2002-03 season, and as a shooting coach at the NBA Players Association Top 100 Camp in 2005 and 2006. John and his wife of seven years, Brooke, have a two-year-old daughter, Billie Fe.

Tim Grass, Video Coordinator

Tim Grass finished his first season as video coordinator after spending the previous two seasons as assistant video coordinator. Grass' responsibilities include preparing scouting video for pregame, in-game and postgame meetings for coaches and players and managing the recording and editing of all Trail Blazers' games, opponents and international contests. He previously served as assistant video coordinator for the Houston Rockets in 2006-07 and assistant video intern for the Trail Blazers in 2005-06. In the summers of 2004 and 2005, Grass assisted with the Coca-Cola Global Games in Dallas. A native of Waukesha, Wis., Grass earned his B.S. in Graphic Communication Management with a minor in Coaching from the University of Wisconsin-Stout in 2003 and his M.S. in Exercise and Sport Science from the University of Wisconsin-LaCrosse in 2006.

TRAIL BLAZERS

No.	Name	Pos.	Ht.	Wt.	Born	Yrs.	From
12	LaMarcus Aldridge	F/C	6-11	240	7/19/85	3	Texas
88	Nicolas Batum	F	6-8	210	12/14/88	1	Lisieux, France
4	Jerryd Bayless	G	6-3	204	8/20/88	1	Arizona
21	Marcus Camby	F/C	6-11	235	3/22/74	13	Massachusetts
33	Dante Cunningham	F	6-8	227	4/22/87	R	Villanova
27	Travis Diener	G	6-1	175	3/1/82	4	Marquette
5	Rudy Fernandez	G/F	6-6	170	4/4/85	1	Palma de Mallorca, Spain
6	Juwan Howard	F	6-9	250	2/7/73	15	Michigan
24	Andre Miller	G	6-2	200	3/19/76	10	Utah
8	Patrick Mills	G	6-0	175	8/11/88	R	St. Mary's (CA)
52	Greg Oden	C	7-0	270	1/22/88	1	Ohio State
31	Jeff Pendergraph	F	6-9	240	4/29/87	R	Arizona State
10	Joel Przybilla	C	7-1	255	10/10/79	9	Minnesota
7	Brandon Roy	G	6-6	211	7/23/84	3	Washington
23	Martell Webster	G/F	6-7	235	12/4/86	4	Seattle Prep (Wash.)

HEAD COACH	Nate McMillan (North Carolina State)
LEAD ASSISTANT COACH	Dean Demopoulos (West Chester)
ASSISTANT COACH	Monty Williams (Notre Dame)
ASSISTANT COACH	Maurice Lucas (Marquette)
ASSISTANT COACH	Joe Prunty (Cal Poly San Luis Obispo)
ASSISTANT COACH	Bill Bayno (Sacred Heart)
ASSISTANT COACH	Kaleb Canales (Texas-Arlington)
SHOOTING COACH	John Townsend (Ball State)
HEAD ATHLETIC TRAINER	Jay Jensen (Loma Linda)
ASSISTANT ATHLETIC TRAINER	Geoff Clark (Oregon State)
STRENGTH AND CONDITIONING COACH	Bob Medina (UNLV)
EQUIPMENT MANAGER	Matt Wilson (Wisconsin-River Falls)
VIDEO COORDINATOR	Tim Grass (Wisconsin-Stout)

TRAIL BLAZERS NUMERICAL ROSTER

4 Bayless, Jerryd	10 Przybilla, Joel	27 Diener, Travis
5 Fernandez, Rudy	12 Aldridge, LaMarcus	31 Pendergraph, Jeff
6 Howard, Juwan	21 Camby, Marcus	33 Cunningham, Dante
7 Roy, Brandon	23 Webster, Martell	52 Oden, Greg
8 Mills, Patrick	24 Miller, Andre	88 Batum, Nicolas



#12 – LaMarcus Aldridge

POSITION: Forward/Center

HEIGHT: 6-11

WEIGHT: 240

BIRTHDATE: July 19, 1985

BIRTHPLACE: Dallas, Texas

HIGH SCHOOL: Seagoville (Dallas)

COLLEGE: Texas

HOW ACQUIRED/DRAFT BACKGROUND: Acquired by Portland from the Chicago Bulls with a future second-round draft pick for Viktor Khryapa and the draft rights to Tyrus Thomas (fourth pick overall) on June 28, 2006. Originally selected by the Bulls in the first round (second pick overall) of the 2006 NBA Draft.

NBA EXPERIENCE: Four seasons

WITH THE TRAIL BLAZERS: Four seasons

2009-10: Averaged 17.9 points (49.5%), 8.0 rebounds, 2.1 assists, 0.86 steals and 37.5 minutes in 78 games (all starts) ... Ranked second on team in scoring and third in rebounding ... Averaged a team-best 19.7 points in last 44 games ... Led team with a career-high 24 double-doubles ... Led team in scoring 22 times and rebounding a team-best 28 times (inc. ties) ... Grabbed double digits in rebounds on 24 occasions ... Blocked a season-best four shots April 1 at Denver and Jan. 29 at Houston ... Netted a season-best 32 points on a career-high tying 15 field goals (of 23) Feb. 26 at Chicago ... Scored 15-plus points in a career-high 18 straight games (1/18-2/23) ... Recorded a season-high tying 15 rebounds, career-high tying 12 defensive rebounds and a career-high tying four steals Feb. 9 vs. Oklahoma City ... Led team in points (27), rebounds (12) and assists (five), while attempting a career-high 15 free throws (made 11) Feb. 3 at Utah ... Totaled a season-high tying 15 rebounds, including nine offensive (one shy of career high), Jan. 18 at Washington ... Passed out a season-best six assists Jan. 13 vs. Milwaukee ... Netted 31 points (13-22 FG) to go with 11 rebounds in 52 minutes Dec. 12 at Milwaukee.

NBA CAREER: 2008-09: Averaged a career-high 18.1 points (48.4% FG, 78.1% FT) to go with 7.5 rebounds, 1.9 assists, 0.95 steals, 0.95 blocked shots and 37.1 minutes in 81 games (all starts) ... Ranked first on the team and tied for eighth among league qualifiers with 2.9 offensive rebounds per game and second on the team at 7.5 total rebounds ... Led the team with 19 double-doubles ... Scored 20-plus points in 37 games ... Second on the team with 77 steals and 77 blocks ... Led the team in scoring 25 times and rebounding 17 times (including ties) ... Grabbed 10-plus rebounds in 19 games ... Led Portland in steals 21 times (including ties) and minutes a team-high 37 times ... Averaged 19.1 points and 8.6 rebounds in 29 games after the All-Star break ... Among NBA leaders, ranked 31st in points per game, 28th in rebounds per game, 38th in field goal percentage, 31st in blocked shots per game and 23rd in minutes per game ... **2007-08:** Posted averages of 17.8 points, 7.6 rebounds, 1.6 assists and 34.9 minutes in 76 games (all starts) ... Led team, all sophomores and ranked 39th in NBA with 19 double-doubles ... Ranked 26th in NBA in blocked shots with a team-best 1.24 per game ... Finished 29th in NBA in rebounds and No. 1 among sophomores at 7.6 per game ... Ranked 40th in NBA with a 48.4 percent field goal mark ... Recorded 11 games of 20-plus points and 10-plus rebounds ... Strung together nine consecutive games of 20-plus points (March 7 through March 22) ... Scored 30-plus points a team-best three times ... Started for the sophomore team in the T-Mobile Rookie Challenge at All-Star Weekend in New Orleans, where he led the Sophomores with 18 points (9-17 FG) and a team-high nine rebounds (six offensive) and chipped in four assists, three steals and two blocked shots while playing in a game-high tying 34 minutes ... **2006-07:** Averaged 9.0 points, 5.0 rebounds, 0.4 assists and 1.16 blocks in 22.1 minutes ... Shot 50.3 percent (241-for-479) from the floor ... Appeared in 63 games (22 starts) ... Named to T-Mobile NBA All-Rookie First Team ... Tied for second on the team and placed third among NBA rookies with six double-doubles ... Ranked first among NBA rookies in blocks per game, fourth in rebounds, seventh in scoring, fourth in field goal percentage and eighth in minutes ... Led team in scoring five times and rebounding eight times (including ties) ... Finished with double figures in scoring 27 times and 20-plus points on five occasions ... Grabbed 10-plus rebounds seven times ... Logged three consecutive double-doubles from March 13-16, marking the first time that has been accomplished by a Trail Blazers rookie since Arvydas Sabonis tallied six straight in 1995-96 ... Sat out the first five games of the season recovering from surgery on his right shoulder, performed on Aug. 23, 2006 ... Missed the last nine games of the season with what was diagnosed as Wolf-Parkinson-White Syndrome ... Underwent a successful procedure to correct the problem on April 9.

PLAYOFFS: 2009: Started all six games for Portland, averaging 19.5 points (49.0% FG), a team-best 7.5 rebounds, 1.67 blocks and 39.5 minutes ... Netted 20-plus points in three games ... Led the team in rebounding on three occasions.

COLLEGE: 2005-06: Averaged 15.0 points, 9.2 rebounds and 2.0 blocks in 37 games with the Longhorns ... Finished the season ranked second on the team in scoring and first in blocks ... Shot 56.9 percent from the field ... Named Big 12 Defensive Player of The Year ... Earned Third Team NABC All-America honors and Associated Press Honorable Mention All-America honors ... Named First Team All Big-12 ... **2004-05:** Averaged 9.9 points, 5.9 rebounds and 1.5 blocks in 16 games ... Finished the season ranked fifth on team in scoring, third in rebounds and second in blocks ... Led the team in field goal percentage (66.3%).

PERSONAL: Son of Georgia Aldridge ... Nicknames include "L-A" and "L-Train" ... Majored in Corporate Communications at Texas ... Named to the 2010-2012 USA Men's National Team program ... Was a member of the 2008 USA Basketball Men's Select Team, along with teammate Jerryd Bayless ... Participated in the Seeds of Peace International Camp in July and August 2006 ... Plays the piano, and counts his favorite pianist as Ray Charles ... Was a member of the National Honor Society ... Served as a mentor for Dallas-area children during his final two years in high school ... Was a member of the 2004 McDonald's All-American Team his senior year of high school ... Favorite food is a big Texas steak ... Participated in the Eighth Annual Wells Fargo Celebrity Spelling Bee for charity ... Participated in the Big Brother Big Sister Christmas Program ... Favorite sports team besides the Trail Blazers is the Dallas Cowboys.

NBA REGULAR SEASON STATISTICS

SEASON/TEAM	G-GS	MIN	FGM-FGA	PCT.	3-Pt. FG			FTM-FTA	PCT.	OFF	Rebounds			AST	PF-DQ	STL	TO	BLK	PTS	Averages		
					FGM-FGA	PCT.	FTM-FTA				DEF	TOT								RPG	APG	PPG
06-07 Portland	63-22	1392	241-479	.503	0-2	.000	83-115	.722	144	168	312	24	186-3	22	43	73	565	5.0	0.4	9.0		
07-08 Portland	76-76	2649	561-1160	.484	1-7	.143	227-298	.762	220	358	578	122	240-7	55	126	94	1350	7.6	1.6	17.8		
08-09 Portland	81-81	3004	601-1243	.484	7-28	.250	261-334	.781	234	371	605	157	207-4	77	121	77	1470	7.5	1.9	18.1		
09-10 Portland	78-78	2922	579-1169	.495	5-16	.313	230-304	.757	192	435	627	160	231-2	67	104	48	1393	8.0	2.1	17.9		
TOTALS	298-257	9966	1982-4051	.489	13-53	.245	801-1051	.762	790	1332	2122	463	864-16	221	394	292	4778	7.1	1.6	16.0		

NBA PLAYOFF STATISTICS

SEASON/TEAM	G-GS	MIN	FGM-FGA	PCT.	3-Pt. FG			FTM-FTA	PCT.	OFF	Rebounds			AST	PF-DQ	STL	TO	BLK	PTS	Averages		
					FGM-FGA	PCT.	FTM-FTA				DEF	TOT								RPG	APG	PPG
2009 Portland	6-6	237	51-104	.490	1-4	.250	14-20	.700	9	36	45	8	16-0	3	10	10	117	7.5	1.3	19.5		
TOTALS	6-6	237	51-104	.490	1-4	.250	14-20	.700	9	36	45	8	16-0	3	10	10	117	7.5	1.3	19.5		

#12 – LaMarcus Aldridge

DATE	TM	OPP	WL	O	P	G	GS	MIN	FG	FGA	FG%	FT	FTA	FT%	OREB	DREB	REB	AST	PF	DQ	STL	TO	BLK	PTS	PPG				
10/27/2009	POR	v	HOU	W	-	F	1	1	24	5	10	.500	0	0	---	1	5	6	1	5	0	0	4	1	11	11.0			
10/29/2009	POR	v	DEN	L	-	F	2	2	40	4	15	.267	0	0	---	1	2	.500	2	5	7	1	4	0	9	10.0			
10/31/2009	POR	@	HOU	L	-	F	3	3	40	13	16	.813	0	0	---	1	3	.333	1	3	4	2	6	1	2	0	27	15.7	
11/01/2009	POR	@	OKC	W	-	F	4	4	12	2	5	.400	0	0	---	2	2	1.000	3	2	5	3	0	0	0	1	6	13.3	
11/03/2009	POR	v	ATL	L	-	F	5	5	40	9	17	.529	0	0	---	2	2	1.000	3	11	14	0	3	0	2	1	0	20	14.6
11/06/2009	POR	v	SA	W	-	F	6	6	34	3	10	.300	0	0	---	2	2	1.000	1	4	5	1	4	0	2	1	0	8	13.5
11/08/2009	POR	v	MIN	W	-	F	7	7	25	5	11	.455	0	0	---	9	9	1.000	5	5	10	3	1	0	0	1	0	19	14.3
11/10/2009	POR	@	MEM	W	-	F	8	8	38	7	12	.583	0	0	---	2	2	1.000	0	12	12	3	3	0	1	0	2	16	14.5
11/11/2009	POR	@	MIN	W	-	F	9	9	25	5	9	.556	0	1	.000	1	1	1.000	0	4	4	2	2	0	0	0	0	11	14.1
11/13/2009	POR	@	NO	W	-	F	10	10	29	10	19	.526	0	0	---	0	1	.000	4	9	13	1	4	0	1	0	0	20	14.7
11/14/2009	POR	@	CHA	W	-	F	11	11	36	4	11	.364	0	1	.000	3	6	.500	1	6	7	0	3	0	0	1	0	11	14.4
11/16/2009	POR	@	ATL	L	1	F	12	12	46	8	17	.471	0	0	---	2	2	1.000	1	8	9	2	3	0	1	0	0	18	14.7
11/18/2009	POR	v	DET	W	-	F	13	13	38	8	16	.500	0	0	---	4	5	.800	1	6	7	2	1	0	0	1	1	20	15.1
11/20/2009	POR	@	GS	L	-	F	14	14	27	4	10	.400	0	0	---	4	5	.800	1	5	6	1	2	0	0	2	1	12	14.9
11/21/2009	POR	v	MIN	W	-	F	15	15	22	3	5	.600	0	0	---	4	4	1.000	0	3	3	0	4	0	0	2	0	10	14.5
11/23/2009	POR	v	CHI	W	-	F	16	16	36	10	16	.625	1	1	1.000	3	3	1.000	3	10	13	3	4	0	0	2	1	24	15.1
11/25/2009	POR	v	NJ	W	-	F	17	17	34	4	13	.308	0	0	---	4	5	.800	1	7	8	4	2	0	0	0	1	12	14.9
11/27/2009	POR	v	MEM	L	-	F	18	18	45	7	16	.438	1	1	1.000	1	1	1.000	4	1	5	1	1	0	0	1	1	16	15.0
11/28/2009	POR	@	UTA	L	-	F	19	19	32	6	16	.375	0	0	---	2	2	1.000	2	2	4	2	1	0	0	0	0	14	14.9
12/01/2009	POR	v	MIA	L	-	DNP																							
12/05/2009	POR	v	HOU	W	-	F	20	20	40	5	14	.357	1	1	1.000	1	2	.500	2	9	11	3	3	0	0	1	0	12	14.8
12/07/2009	POR	@	NY	L	-	F	21	21	45	7	15	.467	0	0	---	5	6	.833	3	10	13	2	5	0	1	1	2	19	15.0
12/09/2009	POR	@	IND	W	-	F	22	22	39	8	12	.667	0	0	---	4	4	1.000	1	7	8	3	4	0	1	1	1	20	15.2
12/11/2009	POR	@	CLE	L	-	F	23	23	36	8	13	.615	1	1	1.000	5	5	1.000	0	2	2	1	3	0	1	2	0	22	15.5
12/12/2009	POR	@	MIL	L	2	F	24	24	52	13	22	.591	0	0	---	5	7	.714	5	6	11	0	4	0	0	1	0	31	16.2
12/15/2009	POR	v	SAC	W	-	F	25	25	41	10	21	.476	0	0	---	5	5	1.000	5	4	9	5	3	0	0	1	0	25	16.5
12/17/2009	POR	v	PHO	W	-	F	26	26	39	5	15	.333	0	0	---	5	6	.833	2	5	7	2	4	0	1	3	0	15	16.5
12/19/2009	POR	@	ORL	L	-	F	27	27	31	1	6	.167	0	0	---	1	2	.500	1	0	1	1	4	0	3	1	0	3	16.0
12/20/2009	POR	@	MIA	W	-	F	28	28	42	10	23	.435	0	0	---	3	3	1.000	2	6	8	1	2	0	1	1	0	23	16.2
12/22/2009	POR	@	DAL	W	-	F	29	29	45	9	16	.563	0	0	---	1	3	.333	5	7	12	2	2	0	1	1	1	19	16.3
12/23/2009	POR	@	SA	W	-	F	30	30	33	9	13	.692	0	0	---	4	6	.667	4	4	8	1	3	0	3	2	0	22	16.5
12/25/2009	POR	v	DEN	W	-	F	31	31	45	5	10	.500	0	0	---	0	0	---	1	12	13	3	2	0	1	2	1	10	16.3
12/28/2009	POR	v	PHI	L	-	F	32	32	44	7	16	.438	0	0	---	3	6	.500	4	8	12	1	3	0	0	1	1	17	16.3
12/30/2009	POR	v	LAC	W	-	F	33	33	6	3	4	.750	1	1	1.000	0	0	---	0	1	1	1	0	0	0	1	0	7	16.0
01/02/2010	POR	v	GS	W	-	DNP																							
01/04/2010	POR	@	LAC	L	-	DNP																							
01/05/2010	POR	v	MEM	L	-	F	34	34	41	4	8	.500	0	0	---	3	4	.750	3	4	7	3	3	0	0	0	1	11	15.9
01/08/2010	POR	v	LAL	W	-	F	35	35	38	3	8	.375	0	0	---	2	2	1.000	0	8	8	4	2	0	1	2	0	8	15.7
01/10/2010	POR	v	CLE	L	-	F	36	36	40	8	11	.727	0	0	---	2	4	.500	4	9	13	1	4	0	1	2	0	18	15.7
01/13/2010	POR	v	MIL	W	-	F	37	37	38	10	15	.667	0	0	---	1	1	1.000	1	6	7	6	3	0	1	3	2	21	15.9
01/15/2010	POR	v	ORL	W	-	F	38	38	38	7	17	.412	0	1	.000	0	0	---	5	9	14	3	1	0	1	1	0	14	15.8
01/18/2010	POR	@	WAS	L	-	F	39	39	43	9	17	.529	0	0	---	4	4	1.000	9	6	15	2	3	0	2	3	0	22	16.0
01/20/2010	POR	@	PHI	W	-	F	40	40	41	8	13	.615	0	0	---	7	8	.875	2	7	9	4	3	0	0	1	1	23	16.2
01/22/2010	POR	@	BOS	L	1	F	41	41	47	7	18	.389	0	3	.000	5	8	.625	2	8	10	3	3	0	0	1	0	19	16.2
01/23/2010	POR	@	DET	W	-	F	42	42	39	10	18	.556	0	1	.000	1	2	.500	2	6	8	0	3	0	1	2	0	21	16.3
01/25/2010	POR	v	NO	L	-	F	43	43	37	8	19	.421	0	0	---	0	0	---	2	4	6	4	4	0	0	2	0	16	16.3
01/27/2010	POR	v	UTA	L	-	F	44	44	42	10	24	.417	0	3	.000	5	7	.714	4	5	9	1	2	0	3	3	1	25	16.5
01/29/2010	POR	@	HOU	L	-	F	45	45	41	7	17	.412	0	0	---	6	8	.750	1	6	7	2	3	0	1	1	4	20	16.6
01/30/2010	POR	@	DAL	W	1	F	46	46	47	10	20	.500	0	0	---	1	4	.250	1	3	4	0	3	0	1	0	0	21	16.7
02/01/2010	POR	v	CHA	W	-	F	47	47	38	8	13	.615	0	0	---	1	2	.500	2	6	8	1	3	0	1	2	0	17	16.7
02/03/2010	POR	@	UTA	L	-	F	48	48	42	8	18	.444	0	0	---	11	15	.733	5	7	12	5	4	0	0	1	0	27	16.9
02/04/2010	POR	v	SA	W	-	F	49	49	41	12	22	.545	0	0	---	4	7	.571	4	9	13	3	2	0	1	2	0	28	17.1
02/06/2010	POR	v	LAL	L	-	F	50	50	39	7	16	.438	0	0	---	2	2	1.000	1	4	5	2	2	0	0	1	0	16	17.1
02/09/2010	POR	v	OKC	L	-	F	51	51	43	5	10	.500	0	0	---	5	6	.833	3	12	15	4	1	0	4	4	1	15	17.1
02/10/2010	POR	@	PHO	W	-	F	52	52	40	11	17	.647	0	0	---	1	5	.600	0	4	0	1	2	0	2	2	2	22	17.2
02/16/2010	POR	v	LAC	W	-	F	53	53	40	9	16	.563	0	0	---	4	6	.667	1	8	9	2	5	0	3	1	1	22	17.3
02/19/2010	POR	v	BOS	L	-	F	54	54	42	7	16	.438	0	0	---	1	3	.333	3	6	9	1	4	0	1	1	1	15	17.2
02/21/2010	POR	v	UTA	L	1	F	55	55	33	6	16	.375	0	0	---	3	5	.600	6	4	10	1	6	1	1	1	1	15	17.2
02/23/2010	POR	@	NJ	W	-	F	56	56	46	13	20	.650	0	0	---	1	1	1.000	2	5	7	4	4	0	0	0	0	27	17.4
02/24/2010	POR	@	TOR	W	-	F	57	57	39	4	12	.333	0	0	---	1	2	.500	0	2	2	1	2	0	1	1	2	9	17.2
02/26/2010	POR	@	CHI	L	1	F	58	58	44	15	23	.652	0	0	---	2	2	1.000	2	5	7	0	4	0	1				

#12 – LaMarcus Aldridge

2009-2010 Regular Season Single-Game Highs

Minutes	52, 12/12/2009, Portland at Milwaukee
Field Goals	15, 02/26/2010, Portland at Chicago
Field Goal Attempts	26, 04/07/2010, Portland at L.A. Clippers
Three-Point Field Goals	1, 12/30/2009, Portland vs L.A. Clippers (5 times)
Three-Point Attempts	3, 01/27/2010, Portland vs Utah (Twice)
Free Throws	11, 02/03/2010, Portland at Utah
Free Throw Attempts	15, 02/03/2010, Portland at Utah
Offensive Rebounds	9, 01/18/2010, Portland at Washington
Defensive Rebounds	12, 02/09/2010, Portland vs Oklahoma City (3 times)
Rebounds	15, 02/09/2010, Portland vs Oklahoma City (Twice)
Assists	6, 01/13/2010, Portland vs Milwaukee
Steals	4, 03/01/2010, Portland at Memphis (Twice)
Turnovers	6, 03/11/2010, Portland at Golden State
Blocked Shots	4, 04/01/2010, Portland at Denver (Twice)
Points	32, 02/26/2010, Portland at Chicago

Career Regular Season Single-Game Highs

Minutes	54, 12/12/2008, Portland vs L.A. Clippers
Field Goals	15, 02/26/2010, Portland at Chicago (Twice)
Field Goal Attempts	27, 03/18/2008, Portland vs Phoenix
Three-Point Field Goals	2, 03/09/2009, Portland vs L.A. Lakers
Three-Point Attempts	4, 03/09/2009, Portland vs L.A. Lakers
Free Throws	12, 12/31/2007, Portland at Utah
Free Throw Attempts	15, 02/03/2010, Portland at Utah
Offensive Rebounds	10, 03/23/2009, Portland vs Philadelphia (Twice)
Defensive Rebounds	12, 02/09/2010, Portland vs Oklahoma City (4 times)
Rebounds	18, 04/03/2009, Portland at Oklahoma City
Assists	7, 03/21/2008, Portland vs L.A. Clippers
Steals	4, 03/01/2010, Portland at Memphis (3 times)
Turnovers	6, 03/11/2010, Portland at Golden State (Twice)
Blocked Shots	5, 02/21/2008, Portland vs Seattle (Twice)
Points	36, 12/31/2007, Portland at Utah

Career Postseason Single-Game Highs

Minutes	45, 04/26/2009, Portland at Houston
Field Goals	12, 04/30/2009, Portland at Houston
Field Goal Attempts	21, 04/30/2009, Portland at Houston
Three-Point Field Goals	1, 04/24/2009, Portland at Houston
Three-Point Attempts	1, 04/28/2009, Portland vs Houston (4 times)
Free Throws	5, 04/21/2009, Portland vs Houston
Free Throw Attempts	8, 04/21/2009, Portland vs Houston
Offensive Rebounds	2, 04/28/2009, Portland vs Houston (4 times)
Defensive Rebounds	10, 04/21/2009, Portland vs Houston
Rebounds	12, 04/21/2009, Portland vs Houston
Assists	2, 04/28/2009, Portland vs Houston (3 times)
Steals	1, 04/28/2009, Portland vs Houston (3 times)
Turnovers	4, 04/24/2009, Portland at Houston
Blocked Shots	5, 04/24/2009, Portland at Houston
Points	27, 04/21/2009, Portland vs Houston



#88 – Nicolas Batum

POSITION: Forward

HEIGHT: 6-8

WEIGHT: 210

BIRTHDATE: Dec. 14, 1988

BIRTHPLACE: Lisieux, France

FRENCH PRO TEAM: MSB Le Mans (French Pro-A League)

HOW ACQUIRED/DRAFT BACKGROUND: Acquired by Portland from the Houston Rockets in exchange for the draft rights to Darrell Arthur and Joey Dorsey on June 26, 2008. Originally selected by the Rockets in the first round (25th pick overall) of the 2008 NBA Draft.

NBA EXPERIENCE: Two seasons

WITH THE TRAIL BLAZERS: Two seasons

2009-10: Finished regular season with averages of 10.1 points, 3.8 rebounds, 1.2 assists and 24.8 minutes in 37 games (25 starts) ... Shot 51.9% (139-268) from the field and 40.9% (54-132) from three-point range ... Scored in double figures 16 times, including five of his six career 20-point games ... Counted a career best with 12 rebounds, including a career-high 11 defensive boards, to go with 12 points for his first career double-double April 14 vs. Golden State ... Notched career highs of 31 points (22 in third quarter), 11 field goals (of 16), five three-pointers (tied), seven assists and three steals (tied) Feb. 27 at Minnesota ... Blocked a career-high three shots April 3 at Sacramento and Feb. 23 at New Jersey ... Made his season debut Jan. 25 vs. New Orleans ... Underwent surgery to repair a torn labrum in his right shoulder on Oct. 30, 2009.

NBA CAREER: 2008-09: In rookie NBA season with the Trail Blazers, posted averages of 5.4 points, 2.8 rebounds, 0.9 assists and 18.4 minutes in 79 games (76 starts) ... Shot 44.6 percent from the floor and 36.9 percent from 3-point range ... Reached double figures in scoring in 13 games ... His 76 starts ranked third on the team ... Placed eighth in 3-point shooting (36.9%) and 10th in blocked shots (0.51) among rookie league leaders ... Scored a season-best 20 points (7-8 FG, 2-2 3-PT, 4-4 FT) March 13 vs. New Jersey.

PLAYOFFS: 2009: Played in all six games (five starts) for Portland, averaging 2.0 points (5-9 FG) and 0.5 rebounds in 10.5 minutes.

PRO CAREER IN EUROPE: Grew up playing for MSB Le Mans in his native France and made his French Pro-A debut during the 2005-06 season ... **2007-08:** Averaged 12.3 points, 5.0 rebounds, 3.6 assists and 1.33 steals in 30 games with MSB Le Mans in the French Pro-A League ... Recorded four games of 20-plus points, including a season-high 25 points on Aug. 12 vs. Nancy ... Posted averages of 8.5 points, 3.5 rebounds and 2.7 assists in Euroleague play ... **2006-07:** Averaged 5.0 points and 2.9 rebounds in 16.2 minutes a contest ... Scored in double figures six times ... Averaged 4.3 points and 1.7 rebounds in 13.4 minutes per contest in Euroleague play ... **2005-06:** Appeared in two French Pro-A games, scoring a total of six points ... Averaged 14.3 points and 6.8 rebounds for the Le Mans Espoirs (junior) team ... **2004-05:** Played with Le Mans Espoirs (junior) team, averaging 5.2 points and 3.1 rebounds in 18.3 minutes per game.

FRENCH NATIONAL TEAM: A leader on the French National Team that finished fifth in the 2009 European Championships, Batum ranked second on the team with 9.6 points and 4.9 rebounds to go with 1.8 assists, 1.00 block and 28.6 minutes in nine games ... A member of the French National Team, Batum played a central role for his native country in the 2009 European Championships ... Helped France win the bronze medal at the 2007 U19 World Championships held in Novi Sad, Serbia, averaging 11.7 points, 5.7 rebounds and 4.3 assists ... Averaged 14.3 points and 7.9 rebounds in helping France capture the gold medal at the 2006 European U-18 Championship held in Amaliada, Greece, earning Most Valuable Player Honors ... Averaged 5.4 points and 4.0 rebounds with France at the 2005 European U-18 Championship held in Belgrade, Serbia ... Helped lead France to the 2004 European U-16 Championship held in Greece.

PERSONAL: Just the second player in NBA history to wear No. 88, joining Antoine Walker ... Scored 23 points on 9-for-13 shooting (including six dunks) for the World Team at the 2007 Nike Hoop Summit ... Played alongside 2008 NBA Summer League teammate Petteri Koponen in the 2007 Nike Hoop Summit as a member of the World Team, while competing against fellow Trail Blazer Jerryd Bayless, who was a member of the USA Select Team ... Batum's late father, Henry, played pro basketball in France ... It was his father's dream for Nicolas to play in the NBA ... Averaged 6.8 points, 4.6 rebounds, 1.2 assists and 27.2 minutes in five games (all starts) during the 2008 NBA Summer League.

NBA REGULAR SEASON STATISTICS

SEASON/TEAM	G-GS	MIN	FGM-FGA	PCT.	3-PT. FG		FTM-FTA	PCT.	OFF	Rebounds			AST	PF-DQ	STL	TO	BLK	PTS	Averages		
					FGM-FGA	PCT.				DEF	TOT								RPG	APG	PPG
08-09 Portland	79-76	1454	161-361	.446	62-168	.369	42-52	.808	84	136	220		74	139-0	50	50	40	426	2.8	0.9	5.4
09-10 Portland	37-25	918	139-268	.519	54-132	.409	43-51	.843	32	109	141		44	83-1	24	27	25	375	3.8	1.2	10.1
TOTALS	116-101	2371	300-629	.477	116-300	.387	85-103	.825	116	245	361		118	222-1	74	77	65	801	3.1	1.0	6.9

NBA PLAYOFF STATISTICS

SEASON/TEAM	G-GS	MIN	FGM-FGA	PCT.	3-PT. FG		FTM-FTA	PCT.	OFF	Rebounds			AST	PF-DQ	STL	TO	BLK	PTS	Averages		
					FGM-FGA	PCT.				DEF	TOT								RPG	APG	PPG
2009 Portland	6-5	63	5-9	.556	2-4	.500	0-0	---	1	2	3		1	7-0	1	3	2	12	0.5	0.2	2.0
TOTALS	6-5	63	5-9	.556	2-4	.500	0-0	---	1	2	3		1	7-0	1	3	2	12	0.5	0.2	2.0

#88 – Nicolas Batum

DATE	TM	@	OPP	WL	O	P	G	GS	MIN	FG	FGA	FG%	FC3	FC3A	FC3%	FT	FTA	FT%	OREB	DREB	REB	AST	PF	DQ	STL	TO	BLK	PTS	PPG
10/27/2009	POR	v	HOV	W.	-	INA																							
10/29/2009	POR	v	DEN	.L	-	INA																							
10/31/2009	POR	@	HOV	.L	-	INA																							
11/01/2009	POR	@	OKC	W.	-	INA																							
11/03/2009	POR	v	ATL	.L	-	INA																							
11/06/2009	POR	v	SA	W.	-	INA																							
11/08/2009	POR	v	MIN	W.	-	INA																							
11/10/2009	POR	@	MEM	W.	-	INA																							
11/11/2009	POR	@	MIN	W.	-	INA																							
11/13/2009	POR	@	NO	W.	-	INA																							
11/14/2009	POR	@	CHA	W.	-	INA																							
11/16/2009	POR	@	ATL	.L	1	INA																							
11/18/2009	POR	v	DET	W.	-	INA																							
11/20/2009	POR	@	GS	.L	-	INA																							
11/21/2009	POR	v	MIN	W.	-	INA																							
11/23/2009	POR	v	CHI	W.	-	INA																							
11/25/2009	POR	v	NJ	W.	-	INA																							
11/27/2009	POR	v	MEM	.L	-	INA																							
11/28/2009	POR	@	UTA	.L	-	INA																							
12/01/2009	POR	v	MIA	.L	-	INA																							
12/05/2009	POR	v	HOV	W.	-	INA																							
12/07/2009	POR	@	NY	.L	-	INA																							
12/09/2009	POR	@	IND	W.	-	INA																							
12/11/2009	POR	@	CLE	.L	-	INA																							
12/12/2009	POR	@	MIL	.L	2	INA																							
12/15/2009	POR	v	SAC	W.	-	INA																							
12/17/2009	POR	v	PHO	W.	-	INA																							
12/19/2009	POR	@	ORL	.L	-	INA																							
12/20/2009	POR	@	MIA	W.	-	INA																							
12/22/2009	POR	@	DAL	W.	-	INA																							
12/23/2009	POR	@	SA	W.	-	INA																							
12/25/2009	POR	v	DEN	W.	-	INA																							
12/28/2009	POR	v	PHI	.L	-	INA																							
12/30/2009	POR	v	LAC	W.	-	INA																							
01/02/2010	POR	v	GS	W.	-	INA																							
01/04/2010	POR	@	LAC	.L	-	INA																							
01/05/2010	POR	v	MEM	.L	-	INA																							
01/08/2010	POR	v	LAL	W.	-	INA																							
01/10/2010	POR	v	CLE	.L	-	INA																							
01/13/2010	POR	v	MIL	W.	-	INA																							
01/15/2010	POR	v	ORL	W.	-	INA																							
01/18/2010	POR	@	WAS	.L	-	INA																							
01/20/2010	POR	@	PHI	W.	-	INA																							
01/22/2010	POR	@	BOS	.L	1	DNP																							
01/23/2010	POR	@	DET	W.	-	DNP																							
01/25/2010	POR	v	NO	.L	-	1	0		10	3	5	.600	0	0	---	0	0	---	1	0	1	1	0	0	0	0	0	6	6.0
01/27/2010	POR	v	UTA	.L	-	2	0		27	7	9	.778	2	2	1.000	0	0	---	2	2	4	1	3	0	1	1	1	16	11.0
01/29/2010	POR	@	HOV	.L	-	3	0		28	4	7	.571	1	4	.250	3	3	1.000	2	7	9	5	4	0	1	1	0	12	11.3
01/30/2010	POR	@	DAL	W.	1	-	4	0	26	0	2	.000	0	1	.000	2	2	1.000	0	3	3	1	5	0	1	1	0	2	9.0
02/01/2010	POR	v	CHA	W.	-	5	0		25	7	10	.700	1	3	.333	0	0	---	2	7	9	0	1	0	0	1	1	15	10.2
02/03/2010	POR	@	UTA	.L	-	6	0		14	3	3	1.000	2	2	1.000	0	0	---	1	1	2	0	2	0	0	0	0	8	9.8
02/04/2010	POR	v	SA	W.	-	7	0		23	3	6	.500	1	2	.500	0	0	---	2	2	4	2	1	0	0	2	0	7	9.4
02/06/2010	POR	v	LAL	.L	-	8	0		24	3	9	.333	2	5	.400	0	2	.000	0	2	2	0	1	0	1	1	1	8	9.3
02/09/2010	POR	v	OKC	.L	-	F	9	1	36	4	10	.400	1	4	.250	3	3	1.000	0	4	4	1	5	0	1	2	1	12	9.6
02/10/2010	POR	@	PHO	W.	-	10	1		17	1	2	.500	1	2	.500	0	0	---	0	2	2	0	2	0	0	0	0	3	8.9
02/16/2010	POR	v	LAC	W.	-	11	1		16	2	2	1.000	0	0	---	2	2	1.000	0	1	1	2	1	0	0	0	0	6	8.6
02/19/2010	POR	v	BOS	.L	-	12	1		13	0	2	.000	0	1	.000	2	2	1.000	0	2	2	0	2	0	0	0	1	2	8.1
02/21/2010	POR	v	UTA	.L	1	-	13	1	32	5	10	.500	2	5	.400	2	2	1.000	1	8	9	0	4	0	0	2	1	14	8.5
02/23/2010	POR	@	NJ	W.	-	F	14	2	23	1	4	.250	0	3	.000	0	0	---	0	1	1	0	1	0	1	0	3	2	8.1
02/24/2010	POR	@	TOR	W.	-	F	15	3	19	4	6	.667	1	2	.500	0	0	---	1	2	3	0	1	0	1	1	0	9	8.1
02/26/2010	POR	@	CHI	.L	1	F	16	4	24	3	5	.600	2	3	.667	0	0	---	0	2	2	1	2	0	1	2	0	8	8.1
02/27/2010	POR	@	MIN	W.	-	F	17	5	29	11	16	.688	5	8	.625	4	4	1.000	2	5	7	7	1	0	3	0	0	31	9.5
03/01/2010	POR	@	MEM	W.	-	F	18	6	33	7	11	.636	4	7	.571	3	3	1.000	0	3	3	1	1	0	1	2	1	21	10.1
03/03/2010	POR	v	IND	W.	-	F	19	7	20	2	8	.250	1	4	.250	0	0	---	2	0	2	1	2	0	0	1	0	5	9.8
03/07/2010	POR	@	DEN	.L	-	F	20	8	14	2	7	.286	0	3	.000	0	0	---	0	3	3	1	4	0	0	0	1	4	9.6
03/09/2010	POR	v	SAC	W.	-	F	21	9	27	6	7	.857	1	2	.500	1	1	1.000	0	2	2	2	2	0	0	1	0	14	9.8
03/11/2010	POR	@	GS	W.	-	F	22	10	21	2	5	.400	2	3	.667	0	0	---	0	4	4	1	0	0	0	0	2	6	9.6
03/12/2010	POR	@	SAC	W.	-	F	23	11	23	4	6	.667	0	1	.000	3	4	.750	1	2	3	2	2	0	0	0	0	11	9.7
03/14/2010	POR	v	TOR	W.	-	F	24	12	31	7	9	.778	5	6	.833	3	3	1.000	0	2	2	0	1	0	1	1	2	22	10.2
03/19/2010	POR	v	WAS	W.	-	F	25	13	27	1	5	.200	1	4	.250	2	2	1.000	2	5	7	1	3	0	0	1	1	5	10.0
03/21/2010	POR	@	PHO	.L	-	F	26	14	32	3	8	.375	1	6	.167	1	2	.500	1	3	4	2	6	1	2	0	0	8	9.9
03/25/2010	POR	v	DAL	W.	-	F	27	15	24	3	8	.375	2	6	.333	0	0	---	0	1	1	2	1	0	0	1	2	8	9.8
03/27/2010	POR	@	NO	W.	-	F	28	16	21	4	5	.800	2	3															

#88 – Nicolas Batum

2009-2010 Regular Season Single-Game Highs


Minutes	38	04/14/2010	Portland vs Golden State
Field Goals	11	02/27/2010	Portland at Minnesota
Field Goal Attempts	16	02/27/2010	Portland at Minnesota
Three-Point Field Goals	5	04/03/2010	Portland at Sacramento (3 times)
Three-Point Attempts	8	04/03/2010	Portland at Sacramento (Twice)
Free Throws	4	04/03/2010	Portland at Sacramento (Twice)
Free Throw Attempts	4	04/03/2010	Portland at Sacramento (3 times)
Offensive Rebounds	3	03/28/2010	Portland at Oklahoma City
Defensive Rebounds	11	04/14/2010	Portland vs Golden State
Rebounds	12	04/14/2010	Portland vs Golden State
Assists	7	02/27/2010	Portland at Minnesota
Steals	3	02/27/2010	Portland at Minnesota
Turnovers	2	04/07/2010	Portland at L.A. Clippers (7 times)
Blocked Shots	3	04/03/2010	Portland at Sacramento (Twice)
Points	31	02/27/2010	Portland at Minnesota

Career Regular Season Single-Game Highs

Minutes	38	04/14/2010	Portland vs Golden State
Field Goals	11	02/27/2010	Portland at Minnesota
Field Goal Attempts	16	02/27/2010	Portland at Minnesota
Three-Point Field Goals	5	04/03/2010	Portland at Sacramento (3 times)
Three-Point Attempts	8	04/03/2010	Portland at Sacramento (Twice)
Free Throws	4	04/03/2010	Portland at Sacramento (4 times)
Free Throw Attempts	4	04/03/2010	Portland at Sacramento (7 times)
Offensive Rebounds	4	03/26/2009	Portland vs Phoenix (4 times)
Defensive Rebounds	11	04/14/2010	Portland vs Golden State
Rebounds	12	04/14/2010	Portland vs Golden State
Assists	7	02/27/2010	Portland at Minnesota
Steals	3	02/27/2010	Portland at Minnesota (3 times)
Turnovers	3	12/09/2008	Portland vs Orlando
Blocked Shots	3	04/03/2010	Portland at Sacramento (Twice)
Points	31	02/27/2010	Portland at Minnesota

Career Postseason Single-Game Highs

Minutes	19	04/18/2009	Portland vs Houston
Field Goals	2	04/30/2009	Portland at Houston
Field Goal Attempts	3	04/30/2009	Portland at Houston
Three-Point Field Goals	1	04/30/2009	Portland at Houston (Twice)
Three-Point Attempts	1	04/30/2009	Portland at Houston (4 times)
Free Throws	0	04/30/2009	Portland at Houston (6 times)
Free Throw Attempts	0	04/30/2009	Portland at Houston (6 times)
Offensive Rebounds	1	04/30/2009	Portland at Houston
Defensive Rebounds	2	04/21/2009	Portland vs Houston
Rebounds	2	04/21/2009	Portland vs Houston
Assists	1	04/26/2009	Portland at Houston
Steals	1	04/18/2009	Portland vs Houston
Turnovers	2	04/26/2009	Portland at Houston
Blocked Shots	1	04/26/2009	Portland at Houston (Twice)
Points	5	04/30/2009	Portland at Houston



#4 – Jerryd Bayless

POSITION: Guard

HEIGHT: 6-3

WEIGHT: 204

BIRTHDATE: Aug. 20, 1988

BIRTHPLACE: Phoenix, Ariz.

HIGH SCHOOL: St. Mary's (Phoenix)

COLLEGE: Arizona

HOW ACQUIRED/DRAFT BACKGROUND: Acquired by Portland from the Indiana Pacers along with Ike Diogu for Jarrett Jack, Josh McRoberts, the draft rights to Brandon Rush and cash considerations on July 9, 2008. Originally selected by the Pacers in the first round (11th pick overall) of the 2008 NBA Draft.

NBA EXPERIENCE: Two seasons

WITH THE TRAIL BLAZERS: Two seasons

2009-10: Posted averages of 8.5 points, 1.6 rebounds, 2.3 assists and 17.6 minutes in 74 games (11 starts) ... Scored in double figures 29 times, including eight straight appearances (1/20-2/3) for the first time in his career ... Made more free throws (201) than field goals (200) ... Dished a career-best nine assists April 14 vs. Golden State ... Made a career-high three treys (of three) in scoring 24 points March 7 at Denver ... Grabbed a career-best six rebounds March 3 vs. Indiana ... Passed out eight assists Jan. 18 at Washington and Dec. 30 vs. L.A. Clippers ... Netted a career-best 31 points (10-24 FG, 9-10 FT) to go with seven assists in his first career start Dec. 23 at San Antonio ... His 31 points Dec. 23 at San Antonio set a new franchise record for points by a Trail Blazer in their first career start (30, Ron Brewer, Oct. 18, 2009) ... Scored a game-high 29 points (9-15 FG), including 16 in the decisive fourth quarter Dec. 17 vs. Phoenix.

NBA CAREER: 2008-09: Averaged 4.3 points, 1.1 rebounds, 1.5 assists and 12.4 minutes in 53 games ... Scored 10-plus points seven times ... Led Portland in assists five times (including ties) ... Dished a season-high eight assists in 28 minutes vs. Oklahoma City on Feb. 11 ... Scored 19 points (7-9 FG), including 11 in the fourth quarter, and passed out a team-high six assists Feb. 2 at New Orleans ... Rang up a season-high 23 points (6-9 FG, 11-11 FT), including 11 in the fourth quarter, in 25 minutes Jan. 15 at New Jersey.

PLAYOFFS: 2009: Saw action in two games for Portland, averaging 3.0 points, 0.5 rebounds and 5.5 minutes.

COLLEGE: 2007-08: Averaged 19.7 points (led team, third in Pac-10), 2.7 rebounds, 4.0 assists (second on team, sixth in Pac-10), while shooting 45.8 percent from the field, 40.7 percent from long distance and 83.9 percent from the free throw line (led team, fourth in Pac-10) ... Garnered Second Team All-Pac-10 and All-Freshman honors ... Earned First Team All-District honors by NABC and USBWA ... Named Honorable Mention All-American by the Associated Press ... Was a Wooden Award finalist ... Became the first freshman to lead Arizona in scoring since Sean Elliot in 1985-86 ... Became the first ever freshman to earn team MVP honors since Sean Elliot in 1986 ... Scored 20-plus points 16 times and 30-plus four times ... Strung together a trio of consecutive 30-point games, becoming the first player in Arizona history to do so ... Tied the mark for most points ever by a freshman in a Pac-10 game, with a career-high 39 points (12-for-18 FG, 6-for-10 3-PT, 9-for-9 FT) Feb. 10 vs. Arizona State.

PERSONAL: Named to 2009 USA Basketball Men's Select team, but an injury prevented him from participating ... Selected to 2008 USA Basketball Men's Select team, playing alongside teammate LaMarcus Aldridge ... Notched a team second-best 18.0 points and 4.3 assists in four 2009 NBA Summer League contests (all starts) ... Named Most Valuable Player of the 2008 NBA Summer League, averaging 29.8 points in four games (all starts) ... Son of Denise Bowman and Brad Bayless ... Has one older brother, Justin ... Hobbies include golf and ping-pong, and has connected on two hole-in-ones ... Competed against fellow draft day acquisition Nicolas Batum and 2008 NBA Summer League teammate Petteri Koponen in the 2007 Nike Hoop Summit ... Appeared in "Gunnin' for that #1 Spot" documentary ... Won gold medal in the 100 meters at the 9-or 10-year-old junior Olympics in Seattle.

NBA REGULAR SEASON STATISTICS

SEASON/TEAM	G-GS	MIN	FGM-FGA	PCT.	3-PT. FG		FTM-FTA	PCT.	Rebounds					Averages						
					FGM-FGA	PCT.			OFF	DEF	TOT	AST	PF-DQ	STL	TO	BLK	PTS	RPG	APG	PPG
08-09 Portland	53-0	655	69-189	.365	7-27	.259	83-103	.806	8	49	57	78	81-1	16	56	2	228	1.1	1.5	4.3
09-10 Portland	74-11	1304	200-483	.414	29-92	.315	201-242	.831	18	102	120	172	152-1	26	94	5	630	1.6	2.3	8.5
TOTALS	127-11	1959	269-672	.400	36-119	.303	284-345	.823	26	151	177	250	233-2	42	150	7	858	1.4	2.0	6.8

NBA PLAYOFF STATISTICS

SEASON/TEAM	G-GS	MIN	3-Pt. FG						Rebounds				Averages							
			FGM-FGA	PCT.	FGM-FGA	PCT.	FTM-FTA	PCT.	OFF	DEF	TOT	AST	PF-DQ	STL	TO	BLK	PTS	RPG	APG	PPG
2009 Portland	2-0	11	2-6	.333	0-1	.000	2-3	.667	0	1	1	0	0-0	0	1	1	6	0.5	0.0	3.0
TOTALS	2-0	11	2-6	.333	0-1	.000	2-3	.667	0	1	1	0	0-0	0	1	1	6	0.5	0.0	3.0

#4 – Jerryd Bayless

DATE	TM	OP	WL	O	P	G	GS	MIN	FG	FGA	FG%	FG3	FG3A	FG3%	FT	FTA	FT%	ORB	DRB	REB	AST	PF	DQ	STL	TO	BLK	PTS	PPG	
10/27/2009	POR	v	HOU	W	-	-	DNP																						
10/29/2009	POR	v	DFW	L	-	-	DNP																						
10/31/2009	POR	@	HOU	L	-	-	DNP																						
11/01/2009	POR	@	OKC	W	-	-	DNP																						
11/03/2009	POR	v	ATL	L	-	-	DNP																						
11/06/2009	POR	v	SA	W	-	-	1	5	1	2	.500	0	0	---	3	3	1.000	0	1	1	1	2	0	0	1	0	5	5.0	
11/08/2009	POR	v	MIN	W	-	-	2	18	4	7	.571	0	0	---	4	5	.800	0	1	1	4	5	0	0	0	0	12	8.5	
11/10/2009	POR	@	MEM	W	-	-	3	4	0	0	---	0	0	---	0	0	---	1	0	1	0	2	0	0	1	0	0	5.7	
11/11/2009	POR	@	MIN	W	-	-	4	12	3	6	.500	1	1	1.000	0	0	---	0	1	1	2	2	0	0	1	0	7	6.0	
11/13/2009	POR	@	NO	W	-	-	5	11	2	3	.667	0	0	---	4	6	.667	0	2	2	0	1	0	0	1	0	8	6.4	
11/14/2009	POR	@	CHA	W	-	-	DNP																						
11/16/2009	POR	@	ATL	L	1	-	6	2	0	0	---	0	0	---	1	2	.500	0	0	0	0	1	0	0	0	0	1	5.5	
11/18/2009	POR	v	DET	W	-	-	DNP																						
11/20/2009	POR	@	GS	L	-	-	7	9	2	5	.400	0	0	---	2	4	.500	0	0	0	1	2	0	1	0	0	6	5.6	
11/21/2009	POR	v	MIN	W	-	-	8	8	0	1	.000	0	1	.000	0	0	---	0	0	0	1	1	0	0	1	0	0	4.9	
11/23/2009	POR	v	CHI	W	-	-	9	11	2	4	.500	0	0	---	0	0	---	0	1	1	0	0	0	0	0	0	4	4.8	
11/25/2009	POR	v	NJ	W	-	-	10	5	1	1	1.000	0	0	---	0	0	---	0	0	0	0	2	0	0	1	0	2	4.5	
11/27/2009	POR	v	MEM	L	-	-	11	4	0	2	.000	0	0	---	0	0	---	0	0	0	1	2	0	0	0	0	0	4.1	
11/28/2009	POR	@	UTA	L	-	-	12	22	3	7	.429	0	3	.000	8	11	.727	1	0	1	3	2	0	0	0	0	14	4.9	
12/01/2009	POR	v	MIA	L	-	-	13	3	1	1	1.000	0	0	---	0	0	---	0	0	0	0	1	0	0	0	0	2	4.7	
12/05/2009	POR	v	HOU	W	-	-	14	21	4	6	.667	0	1	.000	5	6	.833	0	2	2	0	4	0	0	1	0	13	5.3	
12/07/2009	POR	@	NY	L	-	-	15	17	4	5	.800	0	0	---	6	7	.857	1	0	1	2	2	0	1	1	0	14	5.9	
12/09/2009	POR	@	IND	W	-	-	16	14	2	5	.400	0	0	---	1	2	.500	0	2	2	2	1	0	0	1	0	5	5.8	
12/11/2009	POR	@	CLE	L	-	-	17	8	0	1	.000	0	0	---	2	2	1.000	0	0	0	2	0	0	0	0	0	2	5.6	
12/12/2009	POR	@	MIL	L	2	-	18	18	3	6	.500	1	1	1.000	2	2	1.000	1	2	3	0	3	0	1	1	0	9	5.8	
12/15/2009	POR	v	SAC	W	-	-	19	24	3	6	.500	0	1	.000	8	10	.800	0	2	2	3	0	0	1	1	1	14	6.2	
12/17/2009	POR	v	PHO	W	-	-	20	29	9	15	.600	2	3	.667	9	12	.750	0	3	3	4	2	0	0	2	0	29	7.4	
12/19/2009	POR	@	ORL	L	-	-	21	30	3	13	.231	0	2	.000	4	4	1.000	1	3	4	1	2	0	0	2	0	10	7.5	
12/20/2009	POR	@	MIA	W	-	-	22	16	2	6	.333	2	4	.500	0	0	---	0	1	1	2	1	0	0	1	0	6	7.4	
12/22/2009	POR	@	DAL	W	-	-	23	26	3	8	.375	1	2	.500	2	2	1.000	0	4	4	2	5	0	1	3	0	9	7.5	
12/23/2009	POR	@	SA	W	-	-	24	42	10	24	.417	2	2	1.000	9	10	.900	0	2	2	7	1	0	1	0	1	31	8.5	
12/25/2009	POR	v	DEN	W	-	-	25	30	2	10	.200	0	3	.000	4	7	.571	0	1	1	7	3	0	0	1	0	8	8.4	
12/28/2009	POR	v	PHI	L	-	-	26	16	0	7	.000	0	0	---	2	2	1.000	1	0	1	4	2	0	0	1	0	2	8.2	
12/30/2009	POR	v	LAC	W	-	-	27	28	5	14	.357	1	4	.250	3	5	.600	0	2	2	8	0	0	1	2	0	14	8.4	
01/02/2010	POR	v	GS	W	-	-	28	40	2	11	.182	0	4	.000	2	2	1.000	1	2	3	2	2	0	1	3	0	6	8.3	
01/04/2010	POR	@	LAC	L	-	-	29	23	2	6	.333	1	2	.500	2	2	1.000	0	1	1	2	1	0	0	3	0	7	8.3	
01/05/2010	POR	v	MEM	L	-	-	30	29	5	10	.500	0	2	.000	3	4	.750	0	4	4	5	2	0	1	1	0	13	8.4	
01/08/2010	POR	v	LAL	W	-	-	31	21	5	9	.556	1	1	1.000	10	12	.833	0	3	3	3	1	0	0	1	1	21	8.8	
01/10/2010	POR	v	CLE	L	-	-	32	15	1	6	.167	0	1	.000	2	2	1.000	0	0	0	1	1	0	0	1	0	4	8.7	
01/13/2010	POR	v	MIL	W	-	-	33	18	3	7	.429	1	3	.333	5	5	1.000	0	0	0	2	4	0	0	3	0	12	8.8	
01/15/2010	POR	v	ORL	W	-	-	34	20	0	6	.000	0	0	---	1	2	.500	0	1	1	3	2	0	0	1	0	1	8.6	
01/18/2010	POR	@	WAS	L	-	-	35	34	3	9	.333	0	2	.000	3	4	.750	0	3	3	8	3	0	0	2	1	9	8.6	
01/20/2010	POR	@	PHI	W	-	-	36	21	7	12	.583	0	1	.000	4	4	1.000	1	1	2	2	3	0	3	0	0	18	8.8	
01/22/2010	POR	@	BOS	L	1	-	37	21	4	7	.571	0	0	---	4	4	1.000	0	2	2	4	0	0	0	2	0	12	8.9	
01/23/2010	POR	@	DET	W	-	-	DNP																						
01/25/2010	POR	v	NO	L	-	-	38	4	13	5	.825	1	3	.333	1	2	.500	0	1	1	5	4	0	0	3	0	12	9.0	
01/27/2010	POR	v	UTA	L	-	-	39	5	17	5	12	.417	0	0	---	6	7	.857	1	0	1	4	6	1	1	0	0	16	9.2
01/29/2010	POR	@	HOU	L	-	-	40	6	23	3	.875	0	1	.000	5	5	1.000	0	2	2	3	3	0	0	2	0	11	9.2	
01/30/2010	POR	@	DAL	W	1	-	41	7	29	7	11	.636	0	2	.000	3	4	.750	0	1	1	2	1	0	1	1	0	17	9.4
02/01/2010	POR	@	CHA	W	-	-	42	8	21	6	10	.600	1	2	.500	2	2	1.000	0	2	2	1	2	0	2	4	0	15	9.5
02/03/2010	POR	@	UTA	L	-	-	43	9	22	5	12	.417	0	2	.000	4	4	1.000	0	1	1	3	4	0	0	0	0	14	9.7
02/04/2010	POR	v	SA	W	-	-	44	10	12	0	3	.000	0	0	---	0	0	---	0	1	1	1	1	0	1	1	0	0	9.4
02/06/2010	POR	v	LAL	L	-	-	45	11	21	4	.800	0	0	---	5	6	.833	0	2	2	0	2	0	0	1	0	13	9.5	
02/09/2010	POR	@	OKC	L	-	-	46	11	15	2	.786	0	1	.000	1	2	.500	0	2	2	0	2	0	0	3	0	5	9.4	
02/10/2010	POR	@	PHO	W	-	-	47	11	13	0	4	.000	0	0	---	5	6	.833	1	0	1	1	0	0	0	0	5	9.3	
02/16/2010	POR	v	LAC	W	-	-	48	11	11	0	4	.000	0	1	.000	6	6	1.000	0	0	0	3	2	0	1	2	0	6	9.3
02/19/2010	POR	v	BOS	L	-	-	49	11	22	3	.600	0	0	---	8	9	.889	1	3	4	1	4	0	1	2	0	14	9.3	
02/21/2010	POR	v	UTA	L	1	-	50	11	10	0	2	.000	0	0	---	2	2	1.000	0	0	0	2	2	0	0	1	0	2	9.2
02/23/2010	POR	@	NJ	W	-	-	51	11	7	2	.400	1	1	1.000	0	0	---	0	1	1	1	3	0	0	0	0	5	9.1	
02/24/2010	POR	@	TOR	W	-	-	52	11	17	5	13	.385	1	4	.250	0	0	---	1	3	4	4	2	0	0	1	0	11	9.2
02/26/2010	POR	@	CHI	L	1	-	53	11	22	5	.825	0	1	.000	5	6	.833	0	0	0	2	4	0	2	1	0	15	9.3	
02/27/2010	POR	@	MIN	W	-	-	54	11	12	1	.250	1	2	.500	0	0	---	0	2	2	2	3	0	0	0	0	3	9.1	
03/01/2010	POR	@	MEM	W	-	-	55	11	18	4	.800	0	0	---	1	1	1.000	1	4	5	3	1	0	1	2	1	9	9.1	
03/03/2010	POR	v	IND	W	-	-	56	11	17	5	.633	0	1	.000	0	0	---	0	6	6	2	2	0	0	1	0	10	9.2	
03/07/2010	POR	@	DEN	L	-	-</																							

#4 – Jerryd Bayless

2009-2010 Regular Season Single-Game Highs

Minutes	42, 12/23/2009, Portland at San Antonio
Field Goals	10, 12/23/2009, Portland at San Antonio
Field Goal Attempts	24, 12/23/2009, Portland at San Antonio
Three-Point Field Goals	3, 03/07/2010, Portland at Denver
Three-Point Attempts	5, 04/14/2010, Portland vs Golden State
Free Throws	10, 01/08/2010, Portland vs L.A. Lakers
Free Throw Attempts	12, 01/08/2010, Portland vs L.A. Lakers (Twice)
Offensive Rebounds	2, 03/27/2010, Portland at New Orleans (Twice)
Defensive Rebounds	6, 03/03/2010, Portland vs Indiana
Rebounds	6, 03/03/2010, Portland vs Indiana
Assists	9, 04/14/2010, Portland vs Golden State
Steals	3, 01/20/2010, Portland at Philadelphia
Turnovers	4, 03/07/2010, Portland at Denver (Twice)
Blocked Shots	1, 03/01/2010, Portland at Memphis (5 times)
Points	31, 12/23/2009, Portland at San Antonio

Career Regular Season Single-Game Highs

Minutes	42, 12/23/2009, Portland at San Antonio
Field Goals	10, 12/23/2009, Portland at San Antonio
Field Goal Attempts	24, 12/23/2009, Portland at San Antonio
Three-Point Field Goals	3, 03/07/2010, Portland at Denver
Three-Point Attempts	5, 04/14/2010, Portland vs Golden State
Free Throws	11, 01/15/2009, Portland at New Jersey
Free Throw Attempts	12, 01/08/2010, Portland vs L.A. Lakers (Twice)
Offensive Rebounds	2, 03/27/2010, Portland at New Orleans (Twice)
Defensive Rebounds	6, 03/03/2010, Portland vs Indiana
Rebounds	6, 03/03/2010, Portland vs Indiana
Assists	9, 04/14/2010, Portland vs Golden State
Steals	3, 01/20/2010, Portland at Philadelphia
Turnovers	4, 03/07/2010, Portland at Denver (4 times)
Blocked Shots	1, 03/01/2010, Portland at Memphis (7 times)
Points	31, 12/23/2009, Portland at San Antonio

Career Postseason Single-Game Highs

Minutes	9, 04/18/2009, Portland vs Houston
Field Goals	1, 04/30/2009, Portland at Houston (Twice)
Field Goal Attempts	4, 04/18/2009, Portland vs Houston
Three-Point Field Goals	0, 04/30/2009, Portland at Houston (Twice)
Three-Point Attempts	1, 04/18/2009, Portland vs Houston
Free Throws	2, 04/18/2009, Portland vs Houston
Free Throw Attempts	3, 04/18/2009, Portland vs Houston
Offensive Rebounds	0, 04/30/2009, Portland at Houston (Twice)
Defensive Rebounds	1, 04/30/2009, Portland at Houston
Rebounds	1, 04/30/2009, Portland at Houston
Assists	0, 04/30/2009, Portland at Houston (Twice)
Steals	0, 04/30/2009, Portland at Houston (Twice)
Turnovers	1, 04/18/2009, Portland vs Houston
Blocked Shots	1, 04/18/2009, Portland vs Houston
Points	4, 04/18/2009, Portland vs Houston



#21 – Marcus Camby

POSITION: Forward/Center

HEIGHT: 6-11

WEIGHT: 235

BIRTHDATE: March 22, 1974

BIRTHPLACE: Hartford, Conn.

HIGH SCHOOL: Hartford (Conn.)

COLLEGE: Massachusetts

HOW ACQUIRED/DRAFT BACKGROUND: Acquired by Portland from the L.A. Clippers in exchange for Steve Blake, Travis Outlaw and cash considerations on Feb. 16, 2010.

NBA EXPERIENCE: 14 seasons

WITH THE TRAIL BLAZERS: One season

2009-10: After joining Portland, averaged 7.0 points, 11.1 rebounds, 1.5 assists, 1.13 steals, 2.04 blocks and 31.2 minutes in 23 games (all starts) ... Posted regular season averages of 7.5 points, 11.8 rebounds, 2.5 assists, 1.28 steals, 1.97 blocks and 31.3 minutes in 74 games (all starts) with L.A. Clippers and Portland ... Ranked second in NBA in rebounds and fifth in blocks ... Collected double figures in rebounds in 10 of his last 12 games and in 46 contests overall ... Grabbed 20-plus rebounds 38 times in career, including six times in 2009-10 ... Finished eighth in league in steal-to-turnover ratio (1.04) ... Notched 17 double-doubles ... Scored in double figures 21 times ... One of just four players to average 10.0 rebounds and 2.50 blocked shots for their careers since blocks became a stat in 1973 ... One of 11 players in NBA history with 2,000 career blocks and 7,000 career rebounds ... Passed Shawn Bradley for 12th on NBA's career blocked shots list and now has 2,140 ... Scored 30 points (12-16 FG), his most since netting 33 on Dec. 2, 2005, to go with 13 rebounds April 12 vs. Oklahoma City ... Netted 17 points (8-13 FG) March 25 vs. Dallas, his second-most as a Trail Blazer ... Grabbed 19 rebounds March 19 vs. Washington, his most as a Trail Blazer ... Made his Trail Blazers debut Feb. 19 vs. Boston.

NBA CAREER: 2008-09: Averaged 10.3 points, 11.1 rebounds, 2.0 assists, and a team-high 2.13 blocks in 31.0 minutes per game for the Clippers ... Finished the season ranked third in NBA in blocked shots (2.13) ... Played in 62 games, made 55 starts ... Clippers went 3-17 without Camby ... Had 10-plus rebounds a team-high 32 times and 20-plus rebounds a team-high four times ... Recorded a team-high 24 double-doubles ... Led Clippers in rebounding a team-high 39 times and blocks a team-high 34 times ... **2007-08:** Averaged 9.1 points, a career-high 13.1 rebounds (2nd in NBA), a career-high 3.3 assists, 3.61 blocks (led NBA) and a career-high 34.9 minutes in a career-high 79 games (all starts) for Denver ... Joined Dikembe Mutombo (1993-96) as the only players to lead the league in blocks in three consecutive seasons (2005-08) ... Four blocked shot titles tie him with Kareem Abdul-Jabbar and Mark Eaton for the most all-time ... Ranked first in NBA in rebounds per 48 minutes (18.0) and second in rebounds (13.1) ... His 13.1 boards set a new Nuggets record for the highest single season rebounding average ... Recorded 30 double-doubles, with the Nuggets posting a record of 22-8 in those games ... His nine 20-rebound performances were a new single-season career best ... **2006-07:** Averaged 11.2 points, 11.7 rebounds (5th in NBA), 3.2 assists, 1.24 steals and a league-leading 3.30 blocks in 70 games (all starts) ... Named the NBA's Defensive Player of the Year ... Named to All-NBA First Team ... Captured his third blocked shots title, becoming one of only six players in NBA history to win at least three ... Grabbed 15 or more rebounds 18 times and blocked five or more shots 20 times ... Blocked 23 shots in a three-game span between 4/9-4/13 (seven, seven and a season-high nine at New Orleans/Oklahoma City) becoming the first player to block at least seven shots in three straight games since he himself did it in 1997-98 ... **2005-06:** Averaged 12.8 points, 11.9 rebounds, 2.1 assists, a career-high 1.41 steals and a league-leading 3.29 blocks in 56 games (54 starts) ... Led the Nuggets in rebounding, blocks and steals ... Earned NBA All-Defensive Second Team honors for the second consecutive season ... Had a team-high 30 double-doubles ... pulled down at least 10 rebounds 39 times, 15 or more 16 times and 20 or more five times ... **2004-05:** Averaged 10.3 points, 10.0 rebounds, 3.02 blocks (2nd in NBA) and 30.5 minutes in 66 games (all starts) ... Named to the NBA's All-Defensive Second Team ... Ranked eighth in NBA in rebounds per 48 minutes (15.7) and seventh in defensive rebounds per game (8.0) ... Recorded 36 double-digit rebound games ... Registered a team-high 23 double-doubles ... **2003-04:** Averaged 8.6 points, 10.1 rebounds (10th in NBA), 2.60 blocks (5th in NBA), 1.19 steals and 30.0 minutes in 72 games (all starts) ... Posted a team-high 19 double-doubles ... Scored in double figures 29 times, including three games of 20 or more ... Recorded 39 double-digit rebounding games, including four with 20 or more ... **2002-03:** Averaged 7.6 points, 7.2 rebounds and 1.38 blocks in 29 games (nine starts) ... Scored in double-figures 11 times ... Grabbed at least 10 rebounds six times and posted five double-doubles ... Missed 52 games due to injury or illness (38 after hip surgery, 12 due to a sprained ankle, one due to a sore right hip and one due to the flu) ... **2001-02:** Missed the remainder of the season after suffering a right hip injury (torn iliopsoas and bone contusion) on 2/1/02 at Indiana ... Prior to injury, appeared in 29 games (all starts) for the Knicks and averaged 11.1 points, 11.1 rebounds, 1.72 blocks and 34.7 minutes per game ... Led New York in rebounds in 19 of his 29 games ... Missed a total of 53 games due to injury ... Opened the season on the injured list due to left plantar fasciitis and missed the first 14 games ... **2000-01:** Averaged 12.0 points, 11.5 rebounds, 2.16 blocks (11th in NBA) and 33.8 minutes in 63 games (all starts) ... Shot a team-high 52.4 percent (304-580) from the field, third in NBA ... Had 42 double-figure rebound games, including 12 straight from 2/16-3/11 (14.8 rpg) ... Recorded 25 double-doubles ... **1999-00:** Averaged 10.2 points, 7.8 rebounds, 1.97 blocks (10th in NBA) and 26.2 minutes in 59 games (11 starts) ... Missed a total of 23 games due to injury, including 17 in mid-season with mild strain of the anterior cruciate ligament, right knee ... **1998-99:** Averaged 7.2 points, 5.5 rebounds, 1.61 blocks and 20.5 minutes in 46 games ... Recorded four double-doubles, seven double-figure rebound games and 13 double-figure point games ... **1997-98:** Averaged 12.1 points, 7.4 rebounds, 3.65 blocks (1st in NBA) and 31.8 minutes in 63 games (58 starts) ... Had career-high 11 blocks on 4/14/98 vs. Nets ... Notched nine 20-plus scoring games and 13 double-doubles ... Missed a total of 18 games due to injury ... **1996-97:** Averaged a career-high 14.8 points, 6.3 rebounds, 2.06 blocks (10th in NBA) and 30.1 minutes in 63 games (38 starts) ... Named to NBA All-Rookie First Team ... Schick NBA Rookie of the Month for March ... Had 17 scoring games of 20-plus points.

#21 – Marcus Camby

PLAYOFFS: 2008: Averaged 3.3 points, 13.3 rebounds, 3.0 blocks and 31.0 minutes in four playoff games with Denver ... **2007:** Averaged 7.6 points, 14.8 rebounds and 3.20 blocks in 36.8 minutes in all five games with the Nuggets ... Grabbed a career playoff-high 19 rebounds in Game 5 ... **2006:** Averaged 11.4 points, 11.0 rebounds, 2.80 blocks and 25.0 minutes in five games with Denver ... Had two double-doubles and grabbed at least 10 rebounds in four games ... **2005:** Averaged 10.2 points, 11.2 rebounds, 3.20 blocks and 36.8 minutes in five games as a Nugget ... Posted two double-doubles and grabbed at least 10 boards in four games ... **2004:** Averaged 12.6 points, 11.4 rebounds, 1.40 blocks and 2.4 assists in 38.8 minutes played in five games with Denver ... Recorded three double-doubles ... Tied a career playoff-high with 21 points (10-15 FG) and grabbed 15 rebounds in 42 minutes in Game 5 vs. Minnesota ... **2001:** Averaged 6.3 points, 8.0 rebounds and 2.25 blocks in 35.3 minutes per game in four games (all starts) with the Knicks ... **2000:** Came off the bench in all 16 postseason games, averaging 4.8 points, 7.0 rebounds and 1.44 blocks over 24.1 minutes per game ... Led the Knicks in rebounds six times and had four double-figure rebound games ... **1999:** Over 20 postseason games (three starts), averaged 10.4 points, 7.7 rebounds, 1.90 blocks, 1.20 steals and 25.5 minutes per game for New York ... Had three 20+ scoring games, seven double-figure rebound games and five double-doubles ... Averaged 14.3 points, 10.7 rebounds, 3.00 blocks, 2.17 steals and 31.3 minutes in the Eastern Conference Finals ... Established Knicks Playoff records for steals (13) and blocks (18) in a six-game series ... Averaged 9.6 points and 7.8 rebounds in five games (three starts) vs. Spurs in the NBA Finals.

PERSONAL: Formed the Cambyland Foundation, which supports education related initiatives ... Majored in education at Massachusetts ... Aspires to be an elementary school principal following his playing career ... Chinese characters on his right arm stand for "Strive to be your best" (top) and "Love your family" (bottom) ... Honored as New York magazine's Athlete of the Year for his efforts both on and off the court on 12/6/99 ... Basketball idol as a youth was Julius Erving ... Enjoys bowling and cars.

NBA REGULAR SEASON STATISTICS

SEASON/TEAM	G-GS	MIN	3-Pl. FG								Rebounds								Averages							
			FGM-FGA	PCT.	FGM-FGA	PCT.	FTM-FTA	PCT.	OFF	DEF	TOT	AST	PF-DO	STL	TO	BLK	PTS	RPG	APG	PPG						
96-97 Toronto	63-38	1897	375-778	.482	2-14	.143	183-264	.693	131	263	394	97	214-7	66	134	130	935	6.3	1.5	14.8						
97-98 Toronto	63-58	2002	308-747	.412	0-2	.000	149-244	.611	203	263	466	111	200-1	68	134	230	765	7.4	1.8	12.1						
98-99 New York	46-0	945	136-261	.521	0-0	---	57-103	.553	102	151	253	12	131-2	29	39	74	329	5.5	0.3	7.2						
99-00 New York	59-11	1548	226-471	.480	1-2	.500	148-221	.670	174	287	461	49	204-5	43	72	116	601	7.8	0.8	10.2						
00-01 New York	63-63	2127	304-580	.524	1-8	.125	150-225	.667	196	527	723	52	205-4	66	63	136	759	11.5	0.8	12.0						
01-02 New York	29-29	1007	130-290	.448	0-1	.000	62-99	.626	89	233	322	33	107-3	34	42	50	322	11.1	1.1	11.1						
02-03 Denver	29-9	616	93-227	.410	2-5	.400	33-50	.660	75	133	208	47	69-1	20	27	40	221	7.2	1.6	7.6						
03-04 Denver	72-72	2162	262-549	.477	0-2	.000	98-136	.721	211	516	727	132	239-4	86	98	187	622	10.1	1.8	8.6						
04-05 Denver	66-66	2015	279-600	.465	0-4	.000	125-173	.723	131	530	661	152	177-0	61	103	199	683	10.0	2.3	10.3						
05-06 Denver	56-54	1857	302-649	.465	1-11	.091	111-156	.712	132	536	668	115	158-1	79	92	184	716	11.9	2.1	12.8						
06-07 Denver	70-70	2369	312-659	.473	0-2	.000	161-221	.729	164	652	816	223	183-2	87	122	231	785	11.7	3.2	11.2						
07-08 Denver	79-79	2757	286-635	.450	6-20	.300	143-202	.708	230	807	1037	259	216-2	85	118	285	721	13.1	3.3	9.1						
08-09 L.A. Clp.	62-55	1925	254-496	.512	1-4	.250	132-182	.725	161	529	690	127	129-0	51	93	132	641	11.1	2.0	10.3						
09-10 LAC-Por.	74-74	2314	238-501	.475	2-7	.286	78-122	.639	249	622	871	186	161-0	95	91	146	556	11.8	2.5	7.5						
TOTALS	831-678	25541	3505-7443	.471	16-82	.195	1630-2398	.680	2248	6049	8297	1595	2393-32	870	1228	2140	8656	10.0	1.9	10.4						

NBA PLAYOFF STATISTICS

3-PL FG										Rebounds					Averages										
SEASON/TEAM	G-GS	MIN	FGM-FGA	PCT.	FGM-FGA	PCT.	FTM-FTA	PCT.	OFF	DEF	TOT	AST	PF-DO	STL	TO	BLK	PTS	RPG	APG	PPG					
98-99 New York	20-3	509	81-143	.566	0-1	.000	45-73	.616	51	102	153	6	76-2	24	15	38	207	7.7	0.3	10.4					
99-00 New York	16-0	386	29-86	.337	0-1	.000	19-31	.613	35	77	112	6	51-1	8	12	23	77	7.0	0.4	4.8					
00-01 New York	4-4	141	10-26	.385	0-0	---	5-13	.385	4	28	32	7	18-1	2	2	9	25	8.0	1.8	6.3					
03-04 Denver	5-5	194	27-55	.491	1-2	.500	8-14	.571	14	43	57	12	21-0	4	6	7	63	11.4	2.4	12.6					
04-05 Denver	5-5	184	17-41	.415	0-0	---	17-27	.630	4	52	56	9	18-0	3	11	16	51	11.2	1.8	10.2					
05-06 Denver	5-5	175	26-62	.419	0-0	---	5-9	.556	13	42	55	11	14-0	4	4	14	57	11.0	2.2	11.4					
06-07 Denver	5-5	184	17-45	.378	0-0	---	4-6	.667	12	62	74	10	14-0	4	10	16	38	14.8	2.0	7.6					
07-08 Denver	4-4	124	5-21	.238	1-1	1.000	2-6	.333	11	42	53	12	10-0	4	10	12	13	13.3	3.0	3.3					
TOTALS	64-31	1898	212-479	.443	2-5	.400	105-179	.587	144	448	592	73	222-4	53	70	135	531	9.3	1.1	8.3					

#21 – Marcus Camby

DATE	TM	@	OPP	WL	O	P	G	GS	MIN	FG	FGA	FG%	FC3	FG3A	FG3%	FT	FTA	FT%	OREB	DREB	REB	AST	PF	DQ	STL	TO	BLK	PTS	PPG
10/27/2009	LAC	@	LAL	.L	-	F	1	1	21	7	12	.583	0	1	.000	0	2	.000	1	5	6	4	2	0	1	1	0	14	14.0
10/28/2009	LAC	@	PHO	.L	-	F	2	2	39	10	15	.667	0	1	.000	3	6	.500	2	9	11	3	2	0	3	2	3	23	18.5
10/30/2009	LAC	@	UTA	.L	-	F	3	3	30	3	9	.333	0	0	---	0	0	---	1	12	13	3	0	0	0	0	3	6	14.3
10/31/2009	LAC	@	DAL	.L	-	F	4	4	32	2	7	.286	0	0	---	2	2	1.000	1	6	7	3	3	0	2	1	1	6	12.3
11/02/2009	LAC	@	MIN	.W.	-	F	5	5	34	4	6	.667	0	0	---	0	0	---	6	9	15	2	2	0	0	1	5	8	11.4
11/06/2009	LAC	@	GS	.W.	-	F	6	6	30	0	2	.000	0	0	---	5	6	.833	2	10	12	4	2	0	4	0	2	5	10.3
11/07/2009	LAC	@	MEM	.W.	-	F	7	7	27	2	6	.333	0	0	---	2	6	.333	0	4	4	5	3	0	0	0	3	6	9.7
11/09/2009	LAC	@	NO	.L	-	F	8	8	30	3	6	.500	0	0	---	0	0	---	1	10	11	4	4	0	0	1	2	6	9.3
11/11/2009	LAC	@	ORC	.L	-	F	9	9	33	3	4	.750	0	0	---	2	2	1.000	1	7	8	2	2	0	1	4	2	8	9.1
11/13/2009	LAC	@	TOR	.L	-	F	10	10	37	3	5	.600	0	0	---	3	4	.750	2	4	6	4	1	0	0	2	1	9	9.1
11/15/2009	LAC	@	ORC	.W.	-	F	11	11	34	3	6	.500	0	0	---	0	0	---	1	8	9	2	2	0	2	1	1	6	8.8
11/17/2009	LAC	@	NO	.L	-	F	12	12	35	1	5	.200	0	0	---	2	2	1.000	3	11	14	5	5	0	1	3	2	4	8.4
11/18/2009	LAC	@	KEM	.L	-	F	13	13	11	0	2	.000	0	0	---	0	0	---	1	1	2	2	0	0	0	0	0	0	7.8
11/20/2009	LAC	@	DEN	.W.	-	F	14	14	29	1	4	.250	0	0	---	2	2	1.000	1	2	3	2	2	0	1	0	1	4	7.5
11/23/2009	LAC	@	MIN	.W.	-	F	15	15	31	6	9	.667	0	0	---	0	0	---	6	12	18	4	2	0	3	2	0	12	7.8
11/25/2009	LAC	@	IND	.L	-	F	16	16	40	6	14	.429	1	1	1.000	2	3	.667	7	14	21	3	1	0	3	0	2	15	8.3
11/27/2009	LAC	@	DET	.W.	-	F	17	17	42	3	7	.429	0	0	---	1	1	1.000	0	9	9	1	3	0	3	2	6	7	8.2
11/29/2009	LAC	@	MEM	.W.	-	F	18	18	36	7	8	.875	0	0	---	0	0	---	4	10	14	4	1	0	1	1	3	14	8.5
12/02/2009	LAC	@	HO	.L	-	F	19	19	39	4	6	.667	0	0	---	1	2	.500	7	12	19	4	3	0	5	0	1	9	8.5
12/05/2009	LAC	@	IND	.W.	-	F	20	20	36	3	8	.375	0	0	---	6	6	1.000	6	11	17	6	3	0	1	2	3	12	8.7
12/08/2009	LAC	@	ORL	.L	-	F	21	21	37	1	5	.200	0	0	---	1	2	.500	4	9	13	3	1	0	1	0	3	3	8.4
12/13/2009	LAC	@	SA	.L	-	F	22	22	27	4	7	.571	0	0	---	3	4	.750	3	2	5	2	2	0	1	1	0	11	8.5
12/14/2009	LAC	@	WAS	.W.	-	F	23	23	39	2	7	.286	0	0	---	4	4	1.000	5	10	15	5	3	0	0	1	2	8	8.5
12/16/2009	LAC	@	MIN	.W.	-	F	24	24	36	4	7	.571	0	0	---	2	2	1.000	7	11	18	6	4	0	0	2	5	10	8.6
12/18/2009	LAC	@	NY	.L	-	F	25	25	37	3	5	.600	0	0	---	0	0	---	4	9	13	3	2	0	2	1	4	6	8.5
12/19/2009	LAC	@	PHI	.W.	1	F	26	26	43	5	7	.714	0	0	---	1	2	.500	3	19	22	3	1	0	0	1	3	11	8.6
12/21/2009	LAC	@	SA	.L	-	F	27	27	24	3	6	.500	0	0	---	0	0	---	2	2	4	1	2	0	1	1	1	6	8.5
12/22/2009	LAC	@	HO	.L	-	F	28	28	39	5	6	.833	0	0	---	2	2	1.000	3	16	19	3	3	0	0	2	3	12	8.6
12/25/2009	LAC	@	PHO	.L	-	F	29	29	10	0	2	.000	0	0	---	0	0	---	2	3	5	1	1	0	0	0	0	0	8.3
12/27/2009	LAC	@	BOS	.W.	-	INA																							
12/30/2009	LAC	@	POR	.L	-	F	30	30	31	3	7	.429	0	0	---	1	2	.500	1	10	11	1	0	0	0	2	3	7	8.3
12/31/2009	LAC	@	PHI	.W.	-	F	31	31	30	6	11	.545	1	1	1.000	1	1	1.000	1	9	10	4	1	0	0	1	2	14	8.5
01/04/2010	LAC	@	POR	.W.	-	F	32	32	36	4	9	.444	0	0	---	1	2	.500	6	9	15	6	2	0	3	1	3	9	8.5
01/06/2010	LAC	@	LAL	.W.	-	F	33	33	28	3	7	.429	0	0	---	0	1	.000	4	9	13	5	2	0	0	1	2	6	8.4
01/10/2010	LAC	@	MIA	.W.	-	F	34	34	31	3	6	.500	0	0	---	0	0	---	6	11	17	2	1	0	3	0	1	6	8.3
01/12/2010	LAC	@	MEM	.L	-	F	35	35	12	2	4	.500	0	0	---	0	0	---	0	1	1	2	1	0	2	0	2	4	8.2
01/13/2010	LAC	@	NO	.L	-	F	36	36	32	2	9	.222	0	1	.000	2	2	1.000	10	10	20	2	1	0	0	3	0	6	8.1
01/15/2010	LAC	@	LAL	.L	-	F	37	37	29	2	6	.333	0	0	---	0	0	---	2	9	11	1	2	0	0	4	0	4	8.0
01/16/2010	LAC	@	CLB	.L	-	F	38	38	32	2	4	.500	0	0	---	2	2	1.000	0	9	9	1	2	0	4	4	1	6	8.0
01/18/2010	LAC	@	NJ	.W.	-	F	39	39	30	7	12	.583	0	1	.000	3	4	.750	4	10	14	4	1	0	2	1	3	17	8.2
01/20/2010	LAC	@	CHI	.W.	-	F	40	40	36	3	9	.333	0	0	---	0	2	.000	6	19	25	3	2	0	3	2	2	6	8.2
01/21/2010	LAC	@	DEN	.L	-	F	41	41	25	3	7	.429	0	0	---	1	2	.500	2	4	6	2	3	0	0	1	0	7	8.1
01/24/2010	LAC	@	WAS	.W.	-	F	42	42	39	6	12	.500	0	0	---	0	0	---	4	15	19	1	2	0	0	1	5	12	8.2
01/25/2010	LAC	@	BOS	.L	-	F	43	43	26	1	7	.143	0	0	---	1	2	.500	4	10	14	0	2	0	3	3	1	3	8.1
01/27/2010	LAC	@	NJ	.L	-	F	44	44	7	0	0	---	0	0	---	0	0	---	0	2	2	1	2	0	0	2	1	0	7.9
01/29/2010	LAC	@	MIN	.L	-	F	45	45	39	4	11	.364	0	0	---	2	5	.400	7	13	20	5	2	0	4	2	1	10	8.0
01/31/2010	LAC	@	CLB	.L	-	F	46	46	33	1	7	.143	0	0	---	0	0	---	2	10	12	1	1	0	0	0	0	2	7.8
02/02/2010	LAC	@	CHI	.W.	-	F	47	47	35	5	10	.500	0	0	---	1	2	.500	2	7	9	3	3	0	5	1	4	11	7.9
02/03/2010	LAC	@	ATL	.L	-	F	48	48	38	3	7	.429	0	0	---	0	2	.000	10	10	20	6	5	0	2	2	1	6	7.9
02/06/2010	LAC	@	SA	.L	-	F	49	49	29	2	5	.400	0	0	---	0	0	---	3	9	12	2	1	0	0	0	2	4	7.8
02/09/2010	LAC	@	UTA	.L	-	F	50	50	35	4	9	.444	0	0	---	1	2	.500	4	11	15	3	3	0	2	1	2	9	7.8
02/10/2010	LAC	@	GS	.L	-	F	51	51	25	2	4	.500	0	0	---	0	0	---	2	6	8	2	1	0	0	0	1	4	7.7
02/16/2010	POR	@	LAC	.W.	-	DNP																							
02/19/2010	POR	@	BOS	.L	-	C	52	52	29	1	5	.200	0	0	---	0	0	---	2	5	7	0	2	0	1	5	3	2	7.6
02/21/2010	POR	@	UTA	.L	1	C	53	53	36	1	7	.143	0	0	---	0	0	---	8	10	18	2	3	0	2	1	4	2	7.5
02/23/2010	POR	@	NJ	.W.	-	C	54	54	5	1	3	.333	0	0	---	0	0	---	0	2	2	1	1	0	0	0	0	2	7.4
02/24/2010	POR	@	TOR	.W.	-	DNP																							
02/26/2010	POR	@	CHI	.L	1	C	55	55	42	3	6	.500	0	0	---	3	4	.750	5	6	11	3	3	0	3	0	3	9	7.4
02/27/2010	POR	@	MIN	.W.	-	C	56	56	25	2	4	.500	0	0	---	0	2	.000	2	1	3	2	2	0	2	1	4	4	7.4
03/01/2010	POR	@	MEM	.W.	-	C	57	57	29	2	6	.333	0	0	---	0	0	---	4	3	7	1	3	0	0	3	1	4	7.3
03/03/2010	POR	@	IND	.W.	-	C	58	58	26	0	0	---	0	0	---	0	0	---	1	6	7	1	0	0	2	3	1	0	7.2
03/07/2010	POR	@	DEN	.L	-	INA																							
03/09/2010	POR	@	SAC	.W.	-	C	59	59	33</																				

#21 – Marcus Camby

2009-2010 Regular Season Single-Game Highs (Games with all teams)

Minutes	43, 12/19/2009, L.A. Clippers at Philadelphia
Field Goals	12, 04/12/2010, Portland vs Oklahoma City
Field Goal Attempts	16, 04/12/2010, Portland vs Oklahoma City
Three-Point Field Goals	1, 12/31/2009, L.A. Clippers vs Philadelphia (Twice)
Three-Point Attempts	1, 04/11/2010, Portland at L.A. Lakers (7 times)
Free Throws	6, 04/12/2010, Portland vs Oklahoma City (Twice)
Free Throw Attempts	8, 04/12/2010, Portland vs Oklahoma City
Offensive Rebounds	10, 02/03/2010, L.A. Clippers at Atlanta (Twice)
Defensive Rebounds	19, 01/20/2010, L.A. Clippers vs Chicago (Twice)
Rebounds	25, 01/20/2010, L.A. Clippers vs Chicago
Assists	6, 02/03/2010, L.A. Clippers at Atlanta (4 times)
Steals	5, 02/02/2010, L.A. Clippers at Chicago (Twice)
Turnovers	5, 02/19/2010, Portland vs Boston
Blocked Shots	6, 11/27/2009, L.A. Clippers at Detroit
Points	30, 04/12/2010, Portland vs Oklahoma City

2009-2010 Regular Season Single-Game Highs (With Portland only)

Minutes	42, 02/26/2010, Portland at Chicago
Field Goals	12, 04/12/2010, Portland vs Oklahoma City
Field Goal Attempts	16, 04/12/2010, Portland vs Oklahoma City
Three-Point Field Goals	0, 04/12/2010, Portland vs Oklahoma City (23 times)
Three-Point Attempts	1, 04/11/2010, Portland at L.A. Lakers
Free Throws	6, 04/12/2010, Portland vs Oklahoma City
Free Throw Attempts	8, 04/12/2010, Portland vs Oklahoma City
Offensive Rebounds	9, 03/11/2010, Portland at Golden State
Defensive Rebounds	17, 04/09/2010, Portland vs Dallas
Rebounds	19, 03/19/2010, Portland vs Washington
Assists	3, 04/12/2010, Portland vs Oklahoma City (Twice)
Steals	3, 03/14/2010, Portland vs Toronto (Twice)
Turnovers	5, 02/19/2010, Portland vs Boston
Blocked Shots	5, 03/21/2010, Portland at Phoenix (Twice)
Points	30, 04/12/2010, Portland vs Oklahoma City

Career Regular Season Single-Game Highs (Games with all teams)

Minutes	49, 12/19/2008, L.A. Clippers at Indiana (Twice)
Field Goals	16, 03/18/1997, Toronto vs Philadelphia
Field Goal Attempts	28, 03/23/1997, Toronto vs Atlanta
Three-Point Field Goals	1, 12/31/2009, L.A. Clippers vs Philadelphia (16 times)
Three-Point Attempts	2, 03/14/2008, Denver vs Toronto (5 times)
Free Throws	13, 04/06/2000, New York vs Washington
Free Throw Attempts	16, 04/06/2000, New York vs Washington
Offensive Rebounds	11, 01/02/2009, L.A. Clippers at Phoenix
Defensive Rebounds	20, 01/23/2008, Denver vs Atlanta
Rebounds	27, 12/17/2008, L.A. Clippers at Chicago
Assists	11, 04/05/2008, Denver vs Sacramento
Steals	6, 12/21/2005, Denver vs Washington
Turnovers	6, 01/14/2009, L.A. Clippers vs Atlanta (11 times)
Blocked Shots	11, 01/17/2008, Denver vs Utah (Twice)
Points	37, 03/23/1997, Toronto vs Atlanta

Career Postseason Single-Game Highs (Games with all teams)

Minutes	44, 04/22/2001, New York vs Toronto
Field Goals	10, 04/30/2004, Denver at Minnesota
Field Goal Attempts	15, 04/30/2004, Denver at Minnesota (3 times)
Three-Point Field Goals	1, 04/28/2008, Denver vs L.A. Lakers (Twice)
Three-Point Attempts	1, 04/28/2008, Denver vs L.A. Lakers (5 times)
Free Throws	9, 06/09/1999, New York at Indiana
Free Throw Attempts	13, 06/09/1999, New York at Indiana
Offensive Rebounds	8, 04/24/2004, Denver vs Minnesota
Defensive Rebounds	17, 04/25/2007, Denver at San Antonio
Rebounds	19, 05/02/2007, Denver at San Antonio
Assists	5, 04/27/2004, Denver vs Minnesota (Twice)
Steals	4, 06/07/1999, New York vs Indiana (3 times)
Turnovers	5, 05/02/2007, Denver at San Antonio
Blocked Shots	6, 05/12/2000, New York vs Miami (Twice)
Points	21, 04/30/2004, Denver at Minnesota (3 times)



#33 – Dante Cunningham

POSITION: Forward

HEIGHT: 6-8

WEIGHT: 227

BIRTHDATE: April 22, 1987

BIRTHPLACE: Clinton, Md.

HIGH SCHOOL: Potomac (Silver Spring, Md.)

COLLEGE: Villanova

HOW ACQUIRED/DRAFT BACKGROUND: Selected by Portland in the second round (33rd pick overall) of the 2009 NBA Draft.

NBA EXPERIENCE: One Season

WITH TRAIL BLAZERS: One Season

2009-10: Completed rookie campaign with averages of 3.9 points, 2.5 rebounds, 0.2 assists and 11.2 minutes in 63 games (two starts) ... Two starts were April 14 vs. Golden State and Dec. 1 vs. Miami ... Posted his first career double-double with 13 points and a career-high 11 rebounds April 14 vs. Golden State ... Collected a career-best four steals March 3 vs. Indiana ... Scored in double figures in three straight games (2/9-2/16) ... Netted 13 points (6-7 FG) Feb. 10 at Phoenix ... Scored a career-best 14 points (7-12 FG) Feb. 9 vs. Oklahoma City ... Tallied 10 points in a career-high 31 minutes Feb. 1 vs. Charlotte ... Grabbed 10 rebounds Jan. 2 vs. Golden State.

COLLEGE: Appeared in a school-record 139 career games, with 104 starts ... Posted career averages of 9.6 points (52.4% FG) and 5.9 rebounds, raising his averages in both categories in every season ... One of six players in Villanova history to reach 1,300 points and 800 rebounds ... **2008-09:** Led the Wildcats and posted career highs in scoring (16.1) and rebounding (7.5) ... Named the Big East Most Improved Player ... Garnered All-Big East Second Team honors ... Named a finalist for the Oscar Robertson Trophy ... Led the team in blocks with 47 and was fourth in steals with 47 ... Named to the NCAA Tournament All-East Regional Team ... Notched his ninth double-double of the season with 14 points and 11 rebounds in a win over Duke in the Sweet Sixteen ... **2007-08:** Led the Wildcats in rebounding (6.5), and finished second in scoring (10.4) and minutes (30.0) ... Shot a career-best 54.4 percent from the field ... Was the lone Wildcat to start every game ... Named Second Team All-Philadelphia Big Five ... Produced five double-doubles on the season ... Reached double figures in scoring 19 times and in rebounding eight times ... **2006-07:** Averaged 8.7 points and 5.4 rebounds ... Started 27 of 33 games ... Led Villanova in field goal percentage (51.3%) ... **2005-06:** Played in all 33 games, averaging 2.2 points, 4.0 rebounds and 19.1 minutes ... Named Philadelphia Big Five Rookie of the Year.

HIGH SCHOOL: Averaged 20 points, 13 rebounds and four blocked shots per game in leading Potomac to a perfect (27-0) season as a senior ... Named Washington Post Metropolitan Player of the Year ... Previously played at St. John's H.S. in Washington, D.C. ... Averaged 10 points and 7.5 rebounds per game as a junior.

PERSONAL: Led Portland's 2009 NBA Summer League squad with 18.3 points to go with a team second-best 5.8 rebounds in four games (all starts) ... Chose Villanova over Georgetown and Maryland ... Mother is Searcy Blakenship and father is Ron Cunningham ... Parents were both chief master sergeants, the highest enlisted rank in the U.S. Air Force ... His older sister, Davalyn Cunningham, played professionally in Portugal and in the WNBA.

NBA REGULAR SEASON STATISTICS

SEASON/TEAM	G-GS	MIN	FGM-FGA	PCT.	3-PT. FG			FTM-FTA	PCT.	OFF	Rebounds			AST	PF-DQ	STL	TO	BLK	PTS	Averages		
					FGM-FGA	PCT.					DEF	TOT								RPG	APG	PPG
09-10 Portland	63-2	707	106-214	.495	0-2	.000		31-48	.646	54	106	160		14	97-0	24	15	22	243	2.5	0.2	3.9
TOTALS	63-2	707	106-214	.495	0-2	.000		31-48	.646	54	106	160		14	97-0	24	15	22	243	2.5	0.2	3.9

#33 – Dante Cunningham

DATE	TM	@	OPP	WL	O	P	G	GS	MIN	FG	FCA	FG%	FG3	FG3A	FG3%	FT	FTA	FT%	OREB	DREB	REB	AST	PF	DQ	STL	TO	BLK	PTS	PPG
10/27/2009	POR	v	HOU	W.	-	-	-	DNP																					
10/29/2009	POR	v	DEN	L	-	-	-	DNP																					
10/31/2009	POR	@	HOU	L	-	-	-	DNP																					
11/01/2009	POR	@	OKC	W.	-	-	-	DNP																					
11/03/2009	POR	v	ATL	L	-	-	-	DNP																					
11/06/2009	POR	v	SA	W.	-	-	-	DNP																					
11/08/2009	POR	v	MIN	W.	-	-	1	0	6	3	4	.750	0	0	---	0	0	---	0	0	0	0	0	0	0	0	0	6	6.0
11/10/2009	POR	@	MEM	W.	-	-	-	DNP																					
11/11/2009	POR	@	MIN	W.	-	-	2	0	3	0	0	---	0	0	---	0	0	---	0	0	0	0	0	0	0	0	0	0	3.0
11/13/2009	POR	@	NO	W.	-	-	3	0	1	0	0	---	0	0	---	0	0	---	0	0	0	0	0	0	0	0	0	0	2.0
11/14/2009	POR	@	CHA	W.	-	-	-	DNP																					
11/16/2009	POR	@	ATL	L	1	1	-	DNP																					
11/18/2009	POR	v	DET	W.	-	-	-	DNP																					
11/20/2009	POR	@	GS	L	-	-	4	0	3	1	2	.500	0	0	---	0	0	---	3	1	4	0	0	0	0	0	0	2	2.0
11/21/2009	POR	v	MIN	W.	-	-	5	0	9	2	3	.667	0	0	---	0	0	---	0	0	0	0	1	0	0	0	0	4	2.4
11/23/2009	POR	v	CHI	W.	-	-	6	0	14	2	3	.667	0	0	---	0	0	---	1	2	3	0	2	0	1	1	1	4	2.7
11/25/2009	POR	v	NJ	W.	-	-	7	0	17	3	6	.500	0	0	---	0	2	.000	2	3	5	2	1	0	1	0	0	6	3.1
11/27/2009	POR	v	MEM	L	-	-	8	0	3	0	1	.000	0	0	---	0	0	---	1	0	1	0	0	0	0	0	0	0	2.8
11/28/2009	POR	@	UTA	L	-	-	9	0	16	3	4	.750	0	0	---	0	2	.000	2	3	5	0	2	0	0	0	1	6	3.1
12/01/2009	POR	v	MIA	L	-	F	10	1	19	2	6	.333	0	0	---	2	3	.667	2	3	5	1	4	0	0	0	0	6	3.4
12/05/2009	POR	v	HOU	W.	-	-	11	1	5	0	2	.000	0	0	---	0	0	---	1	0	1	0	0	0	0	1	0	0	3.1
12/07/2009	POR	@	NY	L	-	-	12	1	11	2	2	1.000	0	0	---	0	0	---	0	2	2	0	1	0	1	1	0	4	3.2
12/09/2009	POR	@	IND	W.	-	-	13	1	9	2	4	.500	0	0	---	0	0	---	1	2	3	0	2	0	0	1	0	4	3.2
12/11/2009	POR	@	CLE	L	-	-	14	1	4	1	1	1.000	0	0	---	0	0	---	0	0	0	0	0	0	0	0	0	2	3.1
12/12/2009	POR	@	MIL	L	2	-	15	1	2	0	0	---	0	0	---	0	0	---	0	1	1	0	1	0	0	0	0	0	2.9
12/15/2009	POR	v	SAC	W.	-	-	16	1	6	1	2	.500	0	0	---	0	0	---	0	2	2	0	1	0	0	0	0	2	2.9
12/17/2009	POR	v	PHO	W.	-	-	17	1	4	0	2	.000	0	0	---	0	0	---	0	1	1	0	2	0	1	0	0	0	2.7
12/19/2009	POR	@	ORL	L	-	-	18	1	7	1	4	.250	0	0	---	0	0	---	0	1	1	0	0	0	0	0	0	2	2.7
12/20/2009	POR	@	MIA	W.	-	-	-	DNP																					
12/22/2009	POR	@	DAL	W.	-	-	-	DNP																					
12/23/2009	POR	@	SA	W.	-	-	19	1	9	1	2	.500	0	0	---	0	0	---	0	4	4	0	2	0	0	0	0	2	2.6
12/25/2009	POR	v	DEN	W.	-	-	-	DNP																					
12/28/2009	POR	v	PHI	L	-	-	20	1	7	2	6	.333	0	0	---	2	2	1.000	1	1	2	1	1	0	1	0	1	6	2.8
12/30/2009	POR	v	LAC	W.	-	-	21	1	27	4	8	.500	0	0	---	0	0	---	1	2	3	0	3	0	0	1	1	8	3.0
01/02/2010	POR	v	GS	W.	-	-	22	1	23	2	4	.500	0	0	---	2	2	1.000	2	8	10	1	5	0	0	0	1	6	3.2
01/04/2010	POR	@	LAC	L	-	-	23	1	24	3	5	.600	0	0	---	1	2	.500	2	1	3	0	3	0	3	1	0	7	3.3
01/05/2010	POR	v	MEM	L	-	-	-	DNP																					
01/08/2010	POR	v	LAL	W.	-	-	24	1	17	3	6	.500	0	1	.000	1	2	.500	1	4	5	0	3	0	0	0	1	7	3.5
01/10/2010	POR	v	CLE	L	-	-	25	1	7	2	3	.667	0	0	---	0	0	---	0	0	0	0	0	0	0	0	1	4	3.5
01/13/2010	POR	v	MIL	W.	-	-	26	1	5	0	1	.000	0	0	---	0	0	---	1	0	1	1	5	0	0	1	0	0	3.4
01/15/2010	POR	v	ORL	W.	-	-	27	1	12	2	6	.333	0	0	---	0	0	---	0	2	2	0	1	0	0	0	0	4	3.4
01/18/2010	POR	@	WAS	L	-	-	28	1	5	0	1	.000	0	0	---	0	0	---	0	0	0	0	1	0	0	0	0	0	3.3
01/20/2010	POR	@	PHI	W.	-	-	29	1	11	0	1	.000	0	0	---	2	2	1.000	1	4	5	0	1	0	0	0	0	2	3.2
01/22/2010	POR	@	BOS	L	1	-	30	1	9	0	1	.000	0	0	---	0	0	---	1	0	1	1	0	0	1	0	0	0	3.1
01/23/2010	POR	@	DET	W.	-	-	31	1	11	1	2	.500	0	1	.000	1	2	.500	1	2	3	0	4	0	0	0	0	3	3.1
01/25/2010	POR	v	NO	L	-	-	32	1	7	1	2	.500	0	0	---	0	0	---	0	1	1	0	1	0	0	1	0	2	3.1
01/27/2010	POR	v	UTA	L	-	-	33	1	12	2	4	.500	0	0	---	2	3	.667	1	4	5	0	5	0	0	0	1	6	3.2
01/29/2010	POR	@	HOU	L	-	-	34	1	16	3	6	.500	0	0	---	0	0	---	1	0	1	0	5	0	1	0	0	6	3.3
01/30/2010	POR	@	DAL	W.	1	-	35	1	13	0	0	---	0	0	---	1	2	.500	1	0	1	0	1	0	0	0	2	1	3.2
02/01/2010	POR	v	CHA	W.	-	-	36	1	31	5	8	.625	0	0	---	0	0	---	4	0	4	0	1	0	0	1	2	10	3.4
02/03/2010	POR	@	UTA	L	-	-	37	1	15	2	4	.500	0	0	---	0	0	---	2	1	3	0	1	0	2	0	1	4	3.4
02/04/2010	POR	v	SA	W.	-	-	38	1	19	4	6	.667	0	0	---	1	1	1.000	1	3	4	0	3	0	0	1	0	9	3.6
02/06/2010	POR	v	LAL	L	-	-	39	1	21	3	5	.600	0	0	---	2	2	1.000	0	5	5	1	2	0	1	0	1	8	3.7
02/09/2010	POR	v	ORC	L	-	-	40	1	21	7	12	.583	0	0	---	0	0	---	3	3	6	0	2	0	1	0	0	14	3.9
02/10/2010	POR	@	PHO	W.	-	-	41	1	21	6	7	.857	0	0	---	1	2	.500	1	3	4	1	2	0	1	0	1	13	4.1
02/16/2010	POR	v	LAC	W.	-	-	42	1	26	4	9	.444	0	0	---	2	4	.500	0	5	5	0	1	0	1	1	1	10	4.3
02/19/2010	POR	v	BOS	L	-	-	43	1	6	0	2	.000	0	0	---	0	0	---	0	0	0	0	1	0	0	0	0	0	4.2
02/21/2010	POR	v	UTA	L	1	-	44	1	8	2	3	.667	0	0	---	0	0	---	0	2	2	0	1	0	0	0	1	4	4.2
02/23/2010	POR	@	NJ	W.	-	-	45	1	13	0	2	.000	0	0	---	0	0	---	1	3	4	1	2	0	0	0	0	0	4.1
02/24/2010	POR	@	TOR	W.	-	-	46	1	22	3	7	.429	0	0	---	1	2	.500	2	2	4	0	4	0	1	0	1	7	4.2
02/26/2010	POR	@	CHI	L	1	-	47	1	5	1	2	.500	0	0	---	1	1	1.000	0	0	0	0	1	0	0	0	0	3	4.1
02/27/2010	POR	@	MIN	W.	-	-	48	1	9	1	3	.333	0	0	---	1	2	.500	0	0	0	0	1	0	1	0	1	3	4.1
03/01/2010	POR	@	MEM	W.	-	-	49	1	3	2	2	1.000	0	0	---	1	1	1.000	1	0	1	0	0	0	0	0	0	5	4.1
03/03/2010	POR	v	IND	W.	-	-	50	1	24	1	7	.143	0	0	---	2	2	1.000	4	4	8	1	1	0	4	0	0	4	4.1
03/07/2010	POR	@	DEN	L	-	-	51	1	12	1	1	1.000	0	0	---	3	4	.750	2	1	3	0	4	0	0	0	0	5	4.1
03/09/2010	POR	v	SAC	W.	-	-	52	1</																					

#33 – Dante Cunningham

2009-2010 Regular Season Single-Game Highs

Minutes	31, 02/01/2010, Portland vs Charlotte
Field Goals	7, 02/09/2010, Portland vs Oklahoma City
Field Goal Attempts	12, 02/09/2010, Portland vs Oklahoma City
Three-Point Field Goals	0, 04/14/2010, Portland vs Golden State (63 times)
Three-Point Attempts	1, 01/23/2010, Portland at Detroit (Twice)
Free Throws	3, 03/07/2010, Portland at Denver
Free Throw Attempts	4, 03/07/2010, Portland at Denver (Twice)
Offensive Rebounds	4, 03/03/2010, Portland vs Indiana (Twice)
Defensive Rebounds	8, 04/14/2010, Portland vs Golden State (Twice)
Rebounds	11, 04/14/2010, Portland vs Golden State
Assists	2, 03/31/2010, Portland vs New York (Twice)
Steals	4, 03/03/2010, Portland vs Indiana
Turnovers	2, 04/03/2010, Portland at Sacramento
Blocked Shots	2, 02/01/2010, Portland vs Charlotte (Twice)
Points	14, 02/09/2010, Portland vs Oklahoma City



#27 – Travis Diener

POSITION: Guard

HEIGHT: 6-1

WEIGHT: 175

BIRTHDATE: March 1, 1982

BIRTHPLACE: Fond du Lac, Wis.

HIGH SCHOOL: Goodrich (Fond du Lac, Wis.)

COLLEGE: Marquette

HOW ACQUIRED/DRAFT BACKGROUND: Signed with Portland as a free agent on March 3, 2010. Originally selected by the Orlando Magic in the second round (38th overall pick) of the 2005 NBA Draft.

NBA EXPERIENCE: Five seasons

WITH THE TRAIL BLAZERS: One season

2009-10: Totaled three points and four assists in 26 minutes during five games with Portland ... Made his Trail Blazers debut March 12 at Sacramento ... Appeared in four games for Indiana, recording three points, two rebounds, four assists and 25 minutes ... Underwent surgery to repair an injury to his left big toe on Nov. 20.

NBA CAREER: 2008-09: Averaged 3.7 points (41.3% FG, 39.0% 3-PT), 1.6 rebounds, 2.2 assists and 13.1 minutes in 55 games for Indiana ... The only Pacers' player with more steals (26) than turnovers (21) in 2008-09, he averaged one turnover for every 34.2 minutes on the floor, and his assist-to-turnover ratio of 5.81-to-1 would have been the best in the NBA had he met the league minimums ... Scored 10-plus points in consecutive games, hitting 7-12 FG, 6-9 3-PT and 3-3 FT in games at Philadelphia (12/20) and vs. New Jersey (12/23) ... He would score in double figures just two more times the rest of the season, including a season-high 18 points (5-6 3-PT) at Sacramento (3/3) ... **2007-08:** As an Indiana Pacer, averaged career highs of 6.9 points (37.0% FG), 1.7 rebounds, 3.8 assists and 20.5 minutes in 66 games (21 starts) ... In his last 44 appearances, averaged better than five assists a game (5.1) and posted a ratio of 5.44 assists to every turnover committed ... For the season, his 4.56 assist-to-turnover ratio ranked fourth in the NBA and second-best among Eastern Conference players ... In 21 starts, dealt 121 assists and committed just 23 turnovers for a ratio of 5.26 ... After averaging just 2.9 points in his first 16 outings, averaged 8.6 points and scored 10-plus points 21 times in his last 50 games ... Had his best game as a pro with 22 points (6-10 FG, 10-10 FT) vs. Chicago (2/27) ... That game against the Bulls was the first of a career-high five straight games in double figures where he averaged 13.8 points ... **2006-07:** In 26 appearances for the Orlando Magic, he averaged 3.8 points for the second straight season and handed out 1.3 assists per game ... Made appearances in each of the team's first three games but totaled just eight minutes ... Then made one appearance in the next 18 games, missing one with a sprained right ankle and the rest due to coaching decisions ... Played in a season-high seven straight games Dec. 11-23 and scored at least five points six times in that stretch, including three games of 10-plus points ... Logged at least 10 minutes in each of those seven games, including a career-high 30 minutes at New Orleans/Oklahoma City (12/20) ... In that seven-game stretch, played 20-plus minutes four times and totaled just two turnovers with 14 assists in 149 minutes ... **2005-06:** Appeared in 23 games with the Magic as a rookie, averaging 3.8 points, 0.9 rebounds and 0.7 assists in 10.7 minutes per game ... Totaled just 75 minutes in five appearances in the Magic's first 33 games, he saw action in 12 of the next 14 games and averaged 4.0 points in those outings ... The remainder of the season, he scored a total of three points in six appearances.

COLLEGE: Conference USA celebrated its 10th anniversary during his senior season (2004-05) and in conjunction, the league named a Team of the Decade for each of the conference's 19 sports ... Diener was one of 10 players to be named to the All-Decade team for men's basketball ... He and Francisco Garcia of Louisville were the only players still playing for their respective schools at the time of the announcement of the All-Decade team ... The squad also included current NBA stars Kenyon Martin, Dwyane Wade and Quentin Richardson ... Played in 120 career games during four seasons at Marquette University and posted averages of 14.1 points, 5.1 assists, 3.1 rebounds and 1.32 steals ... Shot 41.3% (284-687) from beyond the three-point arc and 83.7% (385-460) from the free throw line ... Finished as Marquette's career leader in three-point field goals made (284), second in assists (617), third in scoring (1,691) and eighth in steals (158) ... Ranks second on Conference USA's all-time career assists list ... A three-time All-Conference USA selection, he was named First Team as a junior and a senior and to the Second Team as a sophomore ... During the Golden Eagles' run to the Final Four in 2003, he averaged 27.5 points and shot 65.4% from the floor during the first two rounds of the NCAA Tournament.

PERSONAL: Majored in communications studies while at Marquette ... His sister, Brittney, played basketball at Lewis University in Illinois, and his sister, Rachel, played at Saint Louis University ... While playing for the Magic, he participated in a neighborhood block party in the Central Florida community in 2005 ... He also appeared at Magic Youth Basketball Camps and several other youth clinics ... He ranks being drafted and going to the Final Four as his most memorable experiences.

NBA REGULAR SEASON STATISTICS

3-Pt. FG										Rebounds					Averages					
SEASON/TEAM	G-GS	MIN	FGM-FGA	PCT.	FGM-FGA	PCT.	FTM-FTA	PCT.	OFF	DEF	TOT	AST	PF-DQ	STL	TO	BLK	PTS	RPG	APG	PPG
05-06 Orlando	23-0	246	29-69	.420	25-57	.439	5-6	.833	4	17	21	16	22-0	7	10	0	88	0.9	0.7	3.8
06-07 Orlando	26-0	288	34-80	.425	18-50	.360	12-15	.800	3	15	18	35	27-0	4	13	0	98	0.7	1.3	3.8
07-08 Indiana	66-21	1356	159-430	.370	74-233	.318	64-71	.901	26	89	115	251	107-1	35	55	4	456	1.7	3.8	6.9
08-09 Indiana	55-0	719	74-179	.413	46-118	.390	12-15	.800	6	80	86	122	42-0	26	21	5	206	1.6	2.2	3.7
09-10 Ind.-Por.	9-0	51	2-10	.200	1-7	.143	1-4	.250	0	3	3	8	2-0	4	0	0	6	0.3	0.9	0.7
TOTALS	179-21	2661	298-768	.388	164-465	.353	94-111	.847	39	204	243	432	200-1	76	99	9	854	1.4	2.4	4.8

#27 – Travis Diener

DATE	TM	@	OPP	WL	O	P	G	GS	MIN	FG	FGA	FG%	FG3	FG3A	FG3%	FT	FTA	FT%	OREB	DREB	REB	AST	PF	DQ	STL	TO	BLK	PTS	PPG	
10/28/2009	IND	@	ATL	.L	-	INA																								
10/30/2009	IND	v	MTA	.L	-	INA																								
11/03/2009	IND	v	DEN	.L	-	DNP																								
11/04/2009	IND	@	NY	.W.	-	DNP																								
11/06/2009	IND	v	WAS	.W.	-	DNP																								
11/11/2009	IND	v	GS	.W.	-	DNP																								
11/14/2009	IND	v	BOS	.W.	-	DNP																								
11/17/2009	IND	@	NJ	.W.	-	DNP																								
11/18/2009	IND	v	NY	.L	-	DNP																								
11/20/2009	IND	v	CLE	.L	-	INA																								
11/22/2009	IND	@	CHA	.L	-	INA																								
11/24/2009	IND	@	TOR	.L	-	INA																								
11/25/2009	IND	v	LAC	.W.	-	INA																								
11/27/2009	IND	v	DAL	.L	-	INA																								
11/30/2009	IND	@	GS	.L	-	INA																								
12/02/2009	IND	@	SAC	.L	-	INA																								
12/04/2009	IND	@	UTA	.L	-	INA																								
12/05/2009	IND	@	LAC	.L	-	INA																								
12/09/2009	IND	v	POR	.L	-	INA																								
12/11/2009	IND	v	NJ	.W.	-	INA																								
12/12/2009	IND	@	WAS	.W.	-	INA																								
12/14/2009	IND	@	ORL	.L	-	INA																								
12/16/2009	IND	v	CHA	.W.	-	INA																								
12/18/2009	IND	@	MEM	.L	-	INA																								
12/19/2009	IND	@	SA	.L	-	INA																								
12/21/2009	IND	v	MIL	.L	-	INA																								
12/22/2009	IND	@	BOS	.L	-	INA																								
12/26/2009	IND	v	ATL	.L	-	INA																								
12/27/2009	IND	@	MIA	.L	-	INA																								
12/29/2009	IND	@	CHI	.L	-	INA																								
12/30/2009	IND	v	MEM	.L	-	INA																								
01/02/2010	IND	v	MIN	.W.	-	DNP																								
01/03/2010	IND	@	NY	.L	-	-	1	0	10	1	3	.333	1	2	.500	0	0	---	0	0	0	1	1	0	1	0	0	3	3.0	
01/05/2010	IND	v	ORL	.W.	-	DNP																								
01/08/2010	IND	@	MIN	.L	-	INA																								
01/09/2010	IND	@	OKC	.L	-	DNP																								
01/11/2010	IND	v	TOR	.W.	-	INA																								
01/13/2010	IND	v	PHO	.W.	-	DNP																								
01/15/2010	IND	@	NJ	.W.	-	DNP																								
01/16/2010	IND	v	NO	.L	-	DNP																								
01/19/2010	IND	@	MIA	.L	-	-	2	0	6	0	1	.000	0	1	.000	0	0	---	0	1	1	1	0	0	0	0	0	0	1.5	
01/20/2010	IND	@	ORL	.L	-	DNP																								
01/22/2010	IND	@	DET	.W.	-	INA																								
01/23/2010	IND	v	PHI	.L	-	INA																								
01/25/2010	IND	@	PHI	.W.	-	INA																								
01/27/2010	IND	v	LAL	.L	-	INA																								
01/29/2010	IND	v	CLE	.L	-	INA																								
01/31/2010	IND	@	TOR	.L	-	INA																								
02/02/2010	IND	v	TOR	.W.	-	INA																								
02/05/2010	IND	v	DET	.W.	-	-	3	0	6	0	2	.000	0	2	.000	0	0	---	0	1	1	2	0	0	1	0	0	0	1.0	
02/06/2010	IND	@	MIL	.L	-	-	4	0	2	0	0	---	0	0	---	0	2	.000	0	0	0	0	0	0	1	0	0	0	0.6	
02/09/2010	IND	v	CHI	.L	-	INA																								
02/17/2010	IND	v	SA	.L	-	INA																								
02/19/2010	IND	@	NO	.L	-	INA																								
02/20/2010	IND	@	HOU	.W.	-	INA																								
02/22/2010	IND	@	DAL	.L	-	DNP																								
02/24/2010	IND	@	CHI	.L	-	DNP																								
02/25/2010	IND	v	MIL	.L	-	INA																								
02/27/2010	IND	v	CHI	.W.	-	INA																								
03/03/2010	POR	v	IND	.W.	-	INA																								
03/07/2010	POR	@	DEN	.L	-	DNP																								
03/09/2010	POR	v	SAC	.W.	-	DNP																								
03/11/2010	POR	@	GS	.W.	-	DNP																								
03/12/2010	POR	@	SAC	.W.	-	-	5	0	2	0	0	---	0	0	---	0	0	---	0	0	0	1	0	0	0	0	0	0	0.6	
03/14/2010	POR	v	TOR	.W.	-	DNP																								
03/19/2010	POR	v	WAS	.W.	-	DNP																								
03/21/2010	POR	@	PHO	.L	-	DNP																								
03/25/2010	POR	v	DAL	.W.	-	DNP																								
03/27/2010	POR	@	NO	.W.	-	-	6	0	4	1	1	1.000	0	0	---	0	0	---	0	0	0	0	0	0	0	0	0	2	0.8	
03/28/2010	POR	@	OKC	.W.	-	DNP																								
03/31/2010	POR	v	NY	.W.	-	-	7	0	5	0	0	---	0	0	---	1	2	.500	0	0	0	1	0	0	0	0	0	1	0.9	
04/01/2010	POR	@	DEN	.L	-	-	8	0	2	0	1	.000	0	0	---	0	0	---	0	0	0	0	0	0	0	0	0	0	0.8	
04/03/2010	POR	@	SAC	.W.	-	DNP																								
04/07/2010	POR	@	LAC	.W.	-	DNP																								
04/09/2010	POR	v	DAL	.L	-	DNP																								
04/11/2010	POR	@	LAL	.W.	-	DNP																								
04/12/2010	POR	v	OKC	.W.	-	DNP																								
04/14/2010	POR	v	GS	.L	-	-	9	0	13	0	2	.000	0	2	.000	0	0	---	0	1	1	2	1	0	1	0	0	0	0.7	
TOTALS									9	0	51	2	10	.200	1	7	.143	1	4	.250	0	3	3	8	2	0	4	0	6	0.7

#27 – Travis Diener

2009-2010 Regular Season Single-Game Highs (Games with all teams)

Minutes	13, 04/14/2010, Portland vs Golden State
Field Goals	1, 03/27/2010, Portland at New Orleans (Twice)
Field Goal Attempts	3, 01/03/2010, Indiana at New York
Three-Point Field Goals	1, 01/03/2010, Indiana at New York
Three-Point Attempts	2, 04/14/2010, Portland vs Golden State (3 times)
Free Throws	1, 03/31/2010, Portland vs New York
Free Throw Attempts	2, 03/31/2010, Portland vs New York (Twice)
Offensive Rebounds	0, 04/14/2010, Portland vs Golden State (9 times)
Defensive Rebounds	1, 04/14/2010, Portland vs Golden State (3 times)
Rebounds	1, 04/14/2010, Portland vs Golden State (3 times)
Assists	2, 04/14/2010, Portland vs Golden State (Twice)
Steals	1, 04/14/2010, Portland vs Golden State (4 times)
Turnovers	0, 04/14/2010, Portland vs Golden State (9 times)
Blocked Shots	0, 04/14/2010, Portland vs Golden State (9 times)
Points	3, 01/03/2010, Indiana at New York

2009-2010 Regular Season Single-Game Highs (With Portland only)

Minutes	13, 04/14/2010, Portland vs Golden State
Field Goals	1, 03/27/2010, Portland at New Orleans
Field Goal Attempts	2, 04/14/2010, Portland vs Golden State
Three-Point Field Goals	0, 04/14/2010, Portland vs Golden State (5 times)
Three-Point Attempts	2, 04/14/2010, Portland vs Golden State
Free Throws	1, 03/31/2010, Portland vs New York
Free Throw Attempts	2, 03/31/2010, Portland vs New York
Offensive Rebounds	0, 04/14/2010, Portland vs Golden State (5 times)
Defensive Rebounds	1, 04/14/2010, Portland vs Golden State
Rebounds	1, 04/14/2010, Portland vs Golden State
Assists	2, 04/14/2010, Portland vs Golden State
Steals	1, 04/14/2010, Portland vs Golden State
Turnovers	0, 04/14/2010, Portland vs Golden State (5 times)
Blocked Shots	0, 04/14/2010, Portland vs Golden State (5 times)
Points	2, 03/27/2010, Portland at New Orleans

Career Regular Season Single-Game Highs (Games with all teams)

Minutes	43, 02/22/2008, Indiana vs New Jersey
Field Goals	7, 02/22/2008, Indiana vs New Jersey
Field Goal Attempts	14, 02/29/2008, Indiana at Toronto
Three-Point Field Goals	6, 04/06/2008, Indiana vs Milwaukee
Three-Point Attempts	10, 02/09/2008, Indiana vs Portland
Free Throws	10, 02/27/2008, Indiana vs Chicago
Free Throw Attempts	10, 02/27/2008, Indiana vs Chicago
Offensive Rebounds	4, 02/22/2008, Indiana vs New Jersey
Defensive Rebounds	6, 02/18/2009, Indiana at Charlotte (3 times)
Rebounds	8, 02/22/2008, Indiana vs New Jersey
Assists	10, 02/29/2008, Indiana at Toronto (Twice)
Steals	4, 03/02/2008, Indiana vs Milwaukee
Turnovers	4, 01/16/2008, Indiana vs Golden State (Twice)
Blocked Shots	1, 04/15/2009, Indiana vs Milwaukee (9 times)
Points	22, 02/27/2008, Indiana vs Chicago



#5 – Rudy Fernandez

POSITION: Guard

HEIGHT: 6-6

WEIGHT: 170

BIRTHDATE: April 4, 1985

BIRTHPLACE: Palma de Mallorca, Spain

SPANISH PRO TEAM: DKV Joventut Badalona (ACB League)

HOW ACQUIRED/DRAFT BACKGROUND: Acquired by Portland along with James Jones from the Phoenix Suns for cash considerations on July 11, 2007. Signed with Portland on July 1, 2008. Originally selected by the Suns in the first round (24th pick overall) of the 2007 NBA Draft.

NBA EXPERIENCE: Two seasons

WITH THE TRAIL BLAZERS: Two seasons

2009-10: Averaged 8.1 points, 2.6 rebounds, 2.0 assists, 1.00 steal and 23.2 minutes in 62 games (two starts) ... Finished third on team in steals, ranking among NBA reserve leaders ... Scored in double figures 24 times ... Led bench in scoring on 19 occasions (inc. ties) ... Started two games, April 12 vs. Oklahoma City and April 14 vs. Golden State ... His nine assists April 14 vs. Golden State marked a career high ... Tied a season high with seven rebounds Feb. 24 at Toronto and Jan. 25 vs. New Orleans ... Matched a career high and set a new season mark with 25 points (9-14 FG, 5-6 3-PT) Jan. 29 at Houston ... Counted a career-high 10 free throws made on a career-high 10 free throw attempts Jan. 23 at Detroit ... Missed 19 games after undergoing a microdiscectomy on Dec. 8 to relieve pressure from a nerve root in his back that caused pain in his right leg ... Swiped a career-high tying four steals twice.

NBA CAREER: 2008-09: Averaged 10.4 points, 2.7 rebounds, 2.0 assists and 25.6 minutes in 78 games (four starts) ... Pocketed 69 steals ... Shot 39.9 percent from 3-point range ... Set NBA rookie records with 159 3-pointers made, 33 straight games with a 3-pointer (Dec. 7 to Feb. 22) and a 3-pointer in his first 20 career games ... Led Portland in bench scoring 23 times (inc. ties) ... Reached double figures in scoring in 45 contests, including three games of 20-plus points ... Paced the team in scoring three times ... Led the team in steals 13 times (including ties) ... His 83.9 percent free throw mark ranked second on the team ... Named to the All-Rookie Second Team ... Competed in the 2009 Sprite Slam Dunk and T-Mobile Rookie Challenge & Youth Jam at All-Star Weekend ... Sank a career-high six 3-pointers (of nine) in scoring 18 points vs. Denver on April 15 ... Collected a career-best 10 rebounds vs. L.A. Clippers on Dec. 12 ... Tallied a team-high and season-high 25 points (7-11 FG) Nov. 12 at Miami, becoming first Trail Blazers rookie to score 25 points in a game since Brandon Roy dropped 29 on April 4, 2007.

PLAYOFFS: 2009: Played in all six games (one start) for Portland, averaging 7.5 points (8-19 3-PT), 2.8 rebounds, 1.33 steals and 27.0 minutes.

PRO CAREER IN EUROPE: Played for DKV Joventut Badalona in the Spanish ACB League from 2001-08 ... **2007-08:** Averaged 21.2 points, 3.1 rebounds, 4.1 assists, 2.2 steals and shot 41.0 percent from 3-point range in 30 games for DKV Joventut Badalona in Spanish ACB League play ... Finished regular-season ACB League play ranked No. 1 in points per game, steals per game and 3-pointers made per game ... Helped DKV Joventut Badalona win the ULEB Cup, averaging 15.2 points, 3.4 rebounds, 3.7 assists and 2.0 steals in 15 games ... Earned MVP honors in the Final, a 79-54 victory over Akasvayu Girona ... Named Copa del Rey MVP after scoring 32 points in the Championship ... **2006-07:** Averaged a team-best 16.1 points, 3.8 rebounds and 2.9 assists in league play ... Posted averages of 16.8 points, 3.8 rebounds and 1.7 assists in Euroleague competition ... **2005-06:** Averaged a team-high 14.6 points, 4.2 rebounds and 2.5 assists in ACB League play ... Contributed 13.6 points, 3.1 rebounds and 2.9 assists in 16 games in the FIBA EuroCup, which Badalona won ... **2004-05:** Posted averages of 10.9 points, 3.3 rebounds and 3.2 assists ... Notched 11.3 points, 2.5 rebounds, 2.5 assists and 2.3 steals in ULEB Cup competition ... **2003-04:** Averaged 11.1 points, 3.9 rebounds and 2.3 assists in his first full season in the ACB with Badalona ... Contributed 13.0 points and 4.3 rebounds in three playoff games ... Named 2004 Copa del Rey MVP despite Badalona losing in the finals to Saski-Baskonia ... Averaged 9.9 points, 4.1 rebounds and 1.7 assists in 14 ULEB Cup games ... **2002-03:** Appeared in one ACB contest and one ULEB Cup game for Badalona, but spent most of the season with the Badalona B squad ... Named the 2002-03 Spanish Junior League MVP after averaging 15.7 points, 4.8 rebounds, 1.8 assists and 1.7 steals in 27 games ... **2001-02:** Appeared in one ACB game for Badalona.

SPANISH NATIONAL TEAM: A fixture on the Spanish National Team, Fernandez was the second-leading scorer (13.6) on Spain's 2009 European Championship team ... Competed in the 2008 Olympic Games in Beijing, helping Spain to a Silver medal after falling to Team USA in the Final, 118-107 ... Averaged 13.1 points, 3.5 rebounds, 2.1 assists, 1.00 steals and shot 47.3 percent from the floor in eight games ... Scored a team-high 22 points (7-13 FG, 5-9 3PT) despite playing just 18 minutes in the Final vs. the United States ... Netted 21 points (6-11 FG), eight rebounds, six assists and two steals in group play vs. China ... Helped Spain to a Silver finish in the 2007 FIBA European Basketball Championships (EuroBasket 2007), averaging 9.9 points, 2.0 rebounds, 1.4 assists and 1.3 steals in nine games ... A member of the Spanish team that won Gold in the 2006 FIBA World Championships, averaged 9.1 points, 2.3 rebounds, 1.4 steals and shot 40.7 percent from 3-point range in nine games ... Averaged 2.7 points, 1.8 rebounds and 1.0 steals at the 2005 FIBA European Basketball Championships (EuroBasket 2005) on a Spanish team that finished fourth ... Played in the 2004 Olympic Games in Athens, averaging 5.1 points in 10.6 minutes a contest, shooting 46.2 percent from the field ... Played in three Qualifying Round games at the 2004 European Championship for Men (U-20), posting 13.0 points, 4.3 rebounds and 2.3 assists ... A member of the Spanish Junior National Team and competed at the 2002 European Junior Championships (U-18), erupting for 35 points in the final game vs. Russia.

PERSONAL: Full name is Rodolfo Fernandez Farres ... Older sister, Marta, spent the 2007 season with the WNBA's Los Angeles Sparks ... Played alongside Lonny Baxter, collegiate teammate of Steve Blake, with DKV Joventut Badalona in 2007-08 ... Fernandez joins a fraternity of Trail Blazers who have played in both the ACB League and for Portland, including Arvydas Sabonis, Walter Berry, Fernando Martin, Charles Smith, Sergio Rodriguez and Drazen Petrovic ... Was an early entry candidate for the 2005 and 2006 NBA Drafts before withdrawing his name from consideration each time.

NBA REGULAR SEASON STATISTICS

NBA REGULAR SEASON STATISTICS																					
SEASON/TEAM	G-GS	MIN	FGM-FGA	PCT.	3-PT. FG			FTM-FTA	PCT.	Rebounds				PF-DQ	STL	TO	BLK	PTS	Averages		
					FGM-FGA	PCT.	FTM-FTA			OFF	DEF	TOT	AST						RPG	APG	PPG
08-09 Portland	78-4	1993	268-630	.425	159-398	.399	120-143	.839	47	160	207	159	111-0	69	86	12	815	2.7	2.0	10.4	
09-10 Portland	62-2	1441	160-423	.378	98-266	.368	85-98	.867	35	129	164	127	87-0	62	72	11	503	2.6	2.0	8.1	
TOTALS	140-6	3434	428-1053	.406	257-664	.387	205-241	.851	82	289	371	286	198-0	131	158	23	1318	2.7	2.0	9.4	

NBA PLAYOFF STATISTICS

		3-PT. FG								Rebounds							Averages						
SEASON/TEAM	G-GS	MIN	FGM-FGA	PCT.	FGM-FGA	PCT.	FTM-FTA	PCT.	OFF	DEF	TOT	AST	PF-DQ	STL	TO	BLK	PTS	RPG	APG	PPG			
2009 Portland	6-1	162	15-35	.429	8-19	.421	7-7	1.000	2	15	17	6	12-0	8	9	3	45	2.8	1.0	7.5			
TOTALS	6-1	162	15-35	.429	8-19	.421	7-7	1.000	2	15	17	6	12-0	8	9	3	45	2.8	1.0	7.5			

#5 – Rudy Fernandez

DATE	TM	B	OPP	WL	O	P	G	GS	MIN	FG	FGA	FG%	FG3	FG3A	FG3%	FT	FTA	FT%	OREB	DREB	REB	AST	PF	DQ	STL	TO	BLK	PTS	PPG
10/27/2009	POR	v	HOV	W	-	-	1	0	26	3	5	.600	2	3	.667	0	0	---	0	4	4	2	1	0	1	3	1	8	8.0
10/29/2009	POR	v	DEN	L	-	-	2	0	23	6	9	.667	2	5	.400	8	8	1.000	2	2	4	0	0	0	1	2	0	22	15.0
10/31/2009	POR	@	HOV	L	-	-	3	0	32	3	9	.333	1	6	.167	0	2	.000	1	0	1	2	0	0	2	1	0	7	12.3
11/01/2009	POR	@	OKC	W	-	-	4	0	14	0	3	.000	0	2	.000	1	2	.500	0	0	0	1	1	0	2	1	0	1	9.5
11/03/2009	POR	v	ATL	L	-	-	5	0	18	1	5	.200	1	5	.200	0	0	---	0	0	0	2	2	0	2	0	0	3	8.2
11/06/2009	POR	v	SA	W	-	-	6	0	12	1	5	.200	0	2	.000	1	1	1.000	0	0	0	1	0	0	0	0	1	3	7.3
11/08/2009	POR	v	MIN	W	-	-	7	0	23	2	6	.333	1	3	.333	0	0	---	1	4	5	6	1	0	4	3	0	5	7.0
11/10/2009	POR	@	MEM	W	-	-	8	0	19	2	3	.667	2	2	1.000	1	1	1.000	1	1	2	0	3	0	1	0	0	7	7.0
11/11/2009	POR	@	MIN	W	-	-	9	0	26	5	7	.714	4	4	1.000	1	1	1.000	0	5	5	4	2	0	3	4	0	15	7.9
11/13/2009	POR	@	NO	W	-	-	10	0	12	0	1	.000	0	0	---	0	0	---	0	1	1	0	0	0	0	3	0	0	7.1
11/14/2009	POR	@	CHA	W	-	-	11	0	26	2	5	.400	2	5	.400	4	4	1.000	2	5	7	0	2	0	1	1	0	10	7.4
11/16/2009	POR	@	ATL	L	1	-	12	0	32	7	12	.583	4	6	.667	1	1	1.000	0	4	4	2	4	0	4	3	0	19	8.3
11/18/2009	POR	v	DET	W	-	-	13	0	28	3	8	.375	0	4	.000	0	0	---	1	0	1	4	0	0	2	3	0	6	8.2
11/20/2009	POR	@	GS	L	-	-	14	0	38	6	11	.545	3	8	.375	4	5	.800	0	4	4	6	1	0	4	4	0	19	8.9
11/21/2009	POR	v	MIN	W	-	-	15	0	24	1	9	.111	1	6	.167	2	2	1.000	3	1	4	5	2	0	2	1	0	5	8.7
11/23/2009	POR	v	CHI	W	-	-	16	0	19	5	7	.714	3	5	.600	0	1	.000	0	3	3	3	2	0	0	1	0	13	8.9
11/25/2009	POR	v	NJ	W	-	-	17	0	26	4	6	.667	4	5	.800	0	0	---	0	2	2	1	2	0	0	1	0	12	9.1
11/27/2009	POR	v	MEM	L	-	-	18	0	18	1	6	.167	0	3	.000	2	2	1.000	0	1	1	2	1	0	0	1	0	4	8.8
11/28/2009	POR	@	UTA	L	-	-	19	0	32	3	10	.300	1	5	.200	4	5	.800	0	4	4	3	2	0	1	3	0	11	8.9
12/01/2009	POR	v	MIA	L	-	-	20	0	18	1	5	.200	0	1	.000	0	0	---	0	1	1	1	1	0	1	2	0	2	8.6
12/05/2009	POR	v	EDU	W	-	-	DNP																						
12/07/2009	POR	@	NY	L	-	-	DNP																						
12/09/2009	POR	@	IND	W	-	-	DNP																						
12/11/2009	POR	@	CLE	L	-	-	DNP																						
12/12/2009	POR	@	MIL	L	2	-	DNP																						
12/15/2009	POR	v	SAC	W	-	-	DNP																						
12/17/2009	POR	v	PHO	W	-	-	DNP																						
12/19/2009	POR	@	ORL	L	-	-	DNP																						
12/20/2009	POR	@	MIA	W	-	-	DNP																						
12/22/2009	POR	@	DAL	W	-	-	DNP																						
12/23/2009	POR	@	SA	W	-	-	DNP																						
12/25/2009	POR	v	DEN	W	-	-	DNP																						
12/28/2009	POR	v	PHI	L	-	-	DNP																						
12/30/2009	POR	v	LAC	W	-	-	DNP																						
01/02/2010	POR	v	GS	W	-	-	DNP																						
01/04/2010	POR	@	LAC	L	-	-	DNP																						
01/05/2010	POR	v	MEM	L	-	-	DNP																						
01/08/2010	POR	v	LAL	W	-	-	DNP																						
01/10/2010	POR	v	CLE	L	-	-	DNP																						
01/13/2010	POR	v	MIL	W	-	-	21	0	15	1	5	.200	0	4	.000	0	0	---	0	0	0	0	1	0	0	1	1	2	8.3
01/15/2010	POR	v	ORL	W	-	-	22	0	18	3	7	.429	2	5	.400	2	2	1.000	0	2	2	1	2	0	0	0	0	10	8.4
01/18/2010	POR	@	WAS	L	-	-	23	0	13	1	8	.125	0	4	.000	0	0	---	1	2	3	1	1	0	0	0	0	2	8.1
01/20/2010	POR	@	PHI	W	-	-	24	0	24	2	6	.333	2	3	.667	1	2	.500	1	1	2	2	2	0	1	2	0	7	8.0
01/22/2010	POR	@	BOS	L	1	-	25	0	35	2	11	.182	2	8	.250	0	0	---	2	3	5	1	4	0	1	1	0	6	8.0
01/23/2010	POR	@	DET	W	-	-	26	0	21	4	8	.500	1	3	.333	10	10	1.000	0	2	2	2	2	0	0	1	0	19	8.4
01/25/2010	POR	v	NO	L	-	-	27	0	28	4	7	.571	2	3	.667	2	3	.667	5	7	3	0	0	0	2	1	0	12	8.5
01/27/2010	POR	v	UTA	L	-	-	28	0	25	2	8	.250	1	5	.200	4	4	1.000	1	3	4	1	1	0	1	1	0	9	8.5
01/29/2010	POR	@	HOV	L	-	-	29	0	25	9	14	.643	5	6	.833	2	3	.667	0	5	5	3	4	0	1	3	1	25	9.1
01/30/2010	POR	@	DAL	W	1	-	30	0	17	0	3	.000	0	2	.000	3	3	1.000	0	2	2	0	2	0	0	1	0	3	8.9
02/01/2010	POR	v	CHA	W	-	-	31	0	24	4	9	.444	2	6	.333	1	1	1.000	2	2	4	5	4	0	3	2	0	11	9.0
02/03/2010	POR	@	UTA	L	-	-	32	0	23	1	5	.200	1	3	.333	4	4	1.000	0	2	2	2	1	0	1	1	0	7	8.9
02/04/2010	POR	v	SA	W	-	-	33	0	28	4	10	.400	0	6	.000	2	2	1.000	0	2	2	5	0	0	1	2	2	10	8.9
02/06/2010	POR	v	LAL	L	-	-	34	0	24	2	6	.333	2	4	.500	1	1	1.000	0	1	1	1	1	0	0	1	0	7	8.9
02/09/2010	POR	v	OKC	L	-	-	35	0	23	0	6	.000	0	6	.000	0	0	---	0	3	3	2	0	0	0	2	0	0	8.6
02/10/2010	POR	@	PHO	W	-	-	36	0	7	0	1	.000	0	0	---	0	0	---	0	2	2	1	4	0	0	2	0	0	8.4
02/16/2010	POR	v	LAC	W	-	-	37	0	31	5	10	.500	3	6	.500	2	2	1.000	1	1	2	1	0	0	2	0	0	15	8.6
02/19/2010	POR	v	BOS	L	-	-	38	0	24	1	7	.143	0	4	.000	3	3	1.000	1	1	2	0	4	0	2	4	1	5	8.5
02/21/2010	POR	v	UTA	L	1	-	39	0	29	4	11	.364	2	5	.400	0	0	---	2	1	3	3	3	0	1	0	1	10	8.5
02/23/2010	POR	@	NJ	W	-	-	40	0	20	1	4	.250	1	3	.333	0	0	---	0	1	1	1	0	0	1	0	0	3	8.4
02/24/2010	POR	@	TOR	W	-	-	41	0	32	6	9	.667	3	5	.600	2	2	1.000	1	6	7	3	5	0	1	1	0	17	8.6
02/26/2010	POR	@	CHI	L	1	-	42	0	21	1	3	.333	1	3	.333	0	0	---	0	1	1	0	0	0	1	1	0	3	8.5
02/27/2010	POR	@	MTN	W	-	-	43	0	23	5	8	.625	2	5	.400	6	6	1.000	0	4	4	1	0	0	0	0	0	18	8.7
03/01/2010	POR	@	MEM	W	-	-	44	0	17	2	7	.286	1	6	.167	0	0	---	0	1	1	1	1	0	0	0	0	5	8.6
03/03/2010	POR	v	IND	W	-	-	45	0	31	5	12	.417	5	10	.500	1	2	.500	1	2	3	5	1	0	0	0	0	16	8.8
03/07/2010	POR	@	DEN	L	-	-	46	0	26	5	9	.556	4	4	1.000	0	0	---	1	2	3	1	0	0	1	0	0	14	8.9
03/09/2010	POR	v	SAC	W	-	-	47	0	20	2																			

#5 – Rudy Fernandez

2009-2010 Regular Season Single-Game Highs

Minutes	38, 11/20/2009, Portland at Golden State
Field Goals	9, 01/29/2010, Portland at Houston
Field Goal Attempts	14, 01/29/2010, Portland at Houston
Three-Point Field Goals	5, 03/03/2010, Portland vs Indiana (Twice)
Three-Point Attempts	10, 03/03/2010, Portland vs Indiana
Free Throws	10, 01/23/2010, Portland at Detroit
Free Throw Attempts	10, 01/23/2010, Portland at Detroit
Offensive Rebounds	3, 11/21/2009, Portland vs Minnesota
Defensive Rebounds	6, 02/24/2010, Portland at Toronto
Rebounds	7, 02/24/2010, Portland at Toronto (3 times)
Assists	9, 04/14/2010, Portland vs Golden State
Steals	4, 11/20/2009, Portland at Golden State (3 times)
Turnovers	4, 02/19/2010, Portland vs Boston (3 times)
Blocked Shots	2, 02/04/2010, Portland vs San Antonio
Points	25, 01/29/2010, Portland at Houston

Career Regular Season Single-Game Highs

Minutes	38, 11/20/2009, Portland at Golden State (Twice)
Field Goals	9, 01/29/2010, Portland at Houston
Field Goal Attempts	15, 01/04/2009, Portland at L.A. Lakers
Three-Point Field Goals	6, 04/15/2009, Portland vs Denver
Three-Point Attempts	10, 03/03/2010, Portland vs Indiana
Free Throws	10, 01/23/2010, Portland at Detroit
Free Throw Attempts	10, 01/23/2010, Portland at Detroit
Offensive Rebounds	4, 10/31/2008, Portland vs San Antonio
Defensive Rebounds	8, 12/12/2008, Portland vs L.A. Clippers
Rebounds	10, 12/12/2008, Portland vs L.A. Clippers
Assists	9, 04/14/2010, Portland vs Golden State
Steals	4, 11/20/2009, Portland at Golden State (3 times)
Turnovers	4, 02/19/2010, Portland vs Boston (3 times)
Blocked Shots	2, 02/04/2010, Portland vs San Antonio (Twice)
Points	25, 01/29/2010, Portland at Houston (Twice)

Career Postseason Single-Game Highs

Minutes	41, 04/30/2009, Portland at Houston
Field Goals	6, 04/24/2009, Portland at Houston
Field Goal Attempts	9, 04/24/2009, Portland at Houston
Three-Point Field Goals	5, 04/24/2009, Portland at Houston
Three-Point Attempts	7, 04/24/2009, Portland at Houston
Free Throws	4, 04/21/2009, Portland vs Houston
Free Throw Attempts	4, 04/21/2009, Portland vs Houston
Offensive Rebounds	2, 04/30/2009, Portland at Houston
Defensive Rebounds	6, 04/30/2009, Portland at Houston
Rebounds	8, 04/30/2009, Portland at Houston
Assists	3, 04/24/2009, Portland at Houston
Steals	3, 04/28/2009, Portland vs Houston
Turnovers	3, 04/30/2009, Portland at Houston (Twice)
Blocked Shots	2, 04/28/2009, Portland vs Houston
Points	17, 04/24/2009, Portland at Houston



#6 – Juwan Howard

POSITION: Forward

HEIGHT: 6-9

WEIGHT: 250

BIRTHDATE: Feb. 7, 1973

BIRTHPLACE: Chicago, Ill.

HIGH SCHOOL: Chicago Vocational

COLLEGE: Michigan

HOW ACQUIRED/DRAFT BACKGROUND: Signed with Portland as a free agent on Sept. 17, 2009. Originally selected by the Washington Wizards in the first round (fifth pick overall) of the 1994 NBA Draft.

NBA EXPERIENCE: 16 seasons

WITH THE TRAIL BLAZERS: One season

2009-10: Totaled averages of 6.0 points, 4.6 rebounds, 0.8 assists and 22.4 minutes in 73 games (27 starts) ... Shot 50.9% (191-375) from the field ... Scored in double figures 16 times and grabbed 10-plus rebounds seven times ... Equaled a season best with 12 rebounds Jan. 30 at Dallas, Jan. 22 at Boston and Dec. 23 at San Antonio ... Grabbed a season-high eight offensive boards Jan. 27 vs. Utah ... Tied a season best with 16 points Jan. 25 vs. New Orleans ... Hit double figures in four straight games (12/30-1/5) for first time since five-game stretch March 11-18, 2007 ... Scored a season-high tying 16 points (8-11 FG) Jan. 4 at L.A. Clippers, his highest total since scoring 20 on April 18, 2007 ... Counted back-to-back double-doubles Dec. 22 at Dallas and Dec. 23 at San Antonio for first time since Dec. 27 and Dec. 29, 2006.

NBA CAREER: 2008-09: Averaged 4.1 points, 1.8 rebounds, 0.6 assists and 11.2 minutes in 42 games with Denver and Charlotte ... Played three games with Denver before being released on Nov. 3, 2008 ... In 39 games with the Bobcats, posted averages of 4.4 points, 1.8 rebounds and 0.6 assists ... Scored in double figures five times, including three straight games from Jan. 30-Feb. 8 ... **2007-08:** Averaged 1.1 points, 1.6 boards and 7.1 minutes in 50 games with Dallas ... **2006-07:** In 80 games (38 starts) with Houston, posted averages of 9.7 points and 5.9 rebounds ... Had nine double-doubles ... Averaged 13.6 points and 6.5 rebounds over the 32 games when Yao Ming was out with a fractured leg ... **2005-06:** Averaged 11.8 points, 6.7 rebounds and 1.4 assists in a team-high 80 starts with the Rockets ... Scored 20-plus points 11 times, including two 30-point performances ... **2004-05:** Posted averages of 9.6 points and 5.7 rebounds in 61 games (47 starts) with Houston ... Set a career high with an 84.3% mark from the free throw line ... Missed the last 19 games of the season after suffering a second degree sprain of the medial collateral ligament in his right knee (3/14/05 at Golden St.) ... **2003-04:** Averaged 17.0 points and a team-leading 7.0 rebounds with Orlando, ranking second on the team in scoring average ... **2002-03:** Started in all 77 contests played with the Nuggets, averaging 18.4 points, 7.6 rebounds, 3.0 assists and 1.00 steal ... Led Denver in scoring and rebounding ... **2001-02:** Averaged 14.6 points and 7.6 rebounds in 81 games with Dallas and Denver ... Posted averages of 12.9 points and 7.4 rebounds in 53 games (44 starts) with Dallas before being traded to Denver, where he averaged 17.9 points and 7.9 rebounds in 28 contests (all starts) ... Ranked 28th in the NBA in rebounds per game ... **2000-01:** Started the season with Washington before being traded to Dallas ... Averaged 18.0 points (47.9% FG) and 7.1 rebounds in 81 games (all starts) ... Posted 16 total double-doubles ... With Washington only, averaged 18.2 points, 7.0 rebounds and 2.9 assists in 54 games ... With Dallas, averaged 17.8 points, 7.1 boards and 2.6 assists ... **1999-00:** Finished second on the Wizards with a 14.9 scoring average to go with 5.7 rebounds ... **1998-99:** Ranked second on Washington with 18.9 points, 8.1 rebounds, 3.0 assists and 11 double-doubles ... **1997-98:** Averaged 18.5 points, 7.0 rebounds, 3.3 assists and a career-high 1.28 steals in 64 games (all starts) ... Missed 16 games with a sprained left ankle ... His 40.0 minutes per game ranked seventh in the NBA ... **1996-97:** Started all 82 games and averaged 19.1 points, 8.0 rebounds and 3.8 assists in 40.5 minutes per game ... **1995-96:** Averaged 22.1 points (career high), 8.1 rebounds, 4.4 assists (career high) and 40.7 minutes (career high) in 81 games (all starts) ... Named the NBA's Player of the Month in April ... All-NBA Third Team selection ... Named to the Eastern Conference All-Star team ... Ranked 10th in NBA in scoring and fourth in minutes ... Scored a career-high 42 points April 19 at Toronto ... **1994-95:** Posted averages of 17.0 points, 8.4 rebounds (career high) and 2.5 assists in 65 games (52 starts) ... Named to All-NBA Second Team, missing the First Team by one vote ... Ranked second on the team in scoring and rebounding.

PLAYOFFS: 2008: In three appearances with Dallas, averaged 0.3 points and 0.3 assists in 11 minutes ... **2007:** Averaged 5.0 points, 4.4 rebounds and 1.0 assist in seven games with Houston ... **2001:** Posted averages of 13.4 points, 8.3 rebounds and 1.4 assists in 10 games with Dallas ... **1997:** Averaged 18.7 points (46.5% FG), 6.0 rebounds and 1.7 assists in three games with Washington.

CAREER TRANSACTIONS: Signed as a free agent by Charlotte on Dec. 12, 2008 ... Waived by Denver on Nov. 3, 2008 ... Signed as a free agent by Denver on Oct. 3, 2008 ... Signed as a free agent by Dallas on Nov. 1, 2007 ... Waived by Minnesota on Oct. 30, 2007 ... Traded from Houston to Minnesota in exchange for Mike James and Justin Reed on June 14, 2007 ... Traded from Orlando to Houston along with Tracy McGrady, Reece Gaines and Tyrone Lue in exchange for Steve Francis, Kelvin Cato and Cuttino Mobley on June 29, 2004 ... Signed as a free agent by Orlando on July 16, 2003 ... Traded from Dallas to Denver along with Donnell Harvey, Tim Hardaway and a 2002 first round pick in exchange for Raef LaFrentz, Avery Johnson, Nick Van Exel and Tariq Abdul-Wahad on Feb. 21, 2002 ... Traded from Washington to Dallas along with Obinna Ekezie and Calvin Booth in exchange for Christian Laettner, Loy Vaught, Etan Thomas, Hubert Davis, Courtney Alexander and cash considerations on Feb. 22, 2001 ... Re-signed with Washington on Aug. 5, 1996 ... Signed with Miami on July 15, 1996, but contract was disallowed by NBA on July 31, 1996.

COLLEGE: Played three seasons for the University of Michigan (1991-94), where he was a member of the two Wolverines teams that reached the NCAA National Championship in 1992 and 1993, when Howard was a freshman and sophomore ... Finished his collegiate career with averages of 15.3 points, 7.5 rebounds and 2.0 assists ... Named Third Team All-American in 1994 by the Associated Press after averaging 20.8 points and 9.0 rebounds his junior year.

PERSONAL: Full name is Juwan Antonio Howard ... Earned a degree in communications, becoming the first NBA player to leave school early and graduate on time ... Married his wife, Jenine, in Turks and Caicos during the summer of 2002 ... Named one of the "Good Guys in Sports" by The Sporting News ... Developed the Juwan Howard Foundation to help underprivileged youth in Chicago and Washington, D.C.

#6 – Juwan Howard

NBA REGULAR SEASON STATISTICS

SEASON/TEAM	G-GS	MIN	FGM-FGA	PCT.	3-Pl. FG				OFF	Rebounds			AST	PF-DQ	STL	TO	BLK	PTS	Averages		
					FGM-FGA	PCT.	FTM-FTA	PCT.		DEF	TOT	RPG							APG	PPG	
94-95 Wash.	65-52	2348	455-931	.489	0-7	.000	194-292	.664	184	381	545	165	236-2	52	166	15	1104	8.4	2.5	17.0	
95-96 Wash.	81-81	3294	733-1500	.489	4-13	.308	319-426	.749	188	472	660	360	269-3	67	303	39	1789	8.1	4.4	22.1	
96-97 Wash.	82-82	3324	638-1313	.486	0-2	.000	294-389	.756	202	450	652	311	259-3	93	246	23	1570	8.0	3.8	19.1	
97-98 Wash.	64-64	2559	463-991	.487	0-2	.000	258-358	.721	181	288	449	208	225-3	82	185	23	1184	7.0	3.3	18.5	
98-99 Wash.	36-36	1430	286-604	.474	0-3	.000	110-146	.753	90	203	293	107	130-1	42	95	14	682	8.1	3.0	18.9	
99-00 Wash.	82-82	2909	509-1108	.459	0-7	.000	202-275	.735	132	338	470	247	299-2	67	225	21	1220	5.7	3.0	14.9	
00-01 Was.-Dal.	81-81	2974	583-1218	.479	0-3	.000	296-383	.773	171	401	572	224	292-2	75	242	37	1462	7.1	2.8	18.0	
01-02 Dal.-Den.	81-72	2635	462-1005	.460	0-2	.000	261-343	.761	223	389	612	169	265-4	46	152	47	1185	7.6	2.1	14.6	
02-03 Denver	77-77	2730	567-1261	.450	2-4	.500	282-351	.803	181	404	585	234	239-2	77	189	27	1418	7.6	3.0	18.4	
03-04 Orlando	81-77	2877	529-1169	.453	0-1	.000	318-393	.809	171	399	570	158	284-1	54	178	22	1376	7.0	2.0	17.0	
04-05 Houston	61-47	1624	244-541	.451	0-1	.000	97-115	.843	126	220	346	94	143-0	32	79	5	585	5.7	1.5	9.6	
05-06 Houston	80-80	2537	394-859	.459	0-4	.000	154-191	.806	168	387	535	112	235-2	49	133	8	942	6.7	1.4	11.8	
06-07 Houston	80-38	2123	309-665	.465	0-0	---	155-188	.824	138	332	470	131	205-1	29	112	8	773	5.9	1.6	9.7	
07-08 Dallas	50-0	353	23-64	.359	0-0	---	11-14	.786	21	60	81	17	62-0	5	17	2	57	1.6	0.3	1.1	
08-09 Den.-Cha.	42-2	472	75-147	.510	0-0	---	23-34	.676	30	46	76	26	71-0	7	26	6	173	1.8	0.6	4.1	
09-10 Portland	73-27	1632	191-375	.509	0-1	.000	55-70	.786	108	227	335	61	191-1	27	72	10	437	4.6	0.8	6.0	
TOTALS	1116-898	35820	6461-13751	.470	6-50	.120	3029-3868	.763	2294	4857	7251	2624	3405-27	804	2420	307	15957	6.5	2.4	14.3	

NBA PLAYOFF STATISTICS

SEASON/TEAM	G-GS	MIN	FGM-FGA	PCT.	3-Pl. FG			PCT.	FTM-FTA	PCT.	Rebounds			AST	PF-DQ	STL	TO	BLK	PTS	Averages		
					FGM-FGA	PCT.	FTM-FTA				OFF	DEF	TOT							RPG	APG	PPG
96-97 Wash.	3-3	129	20-43	.465	0-0	---	16-18	.889	10	8	18	5	9-0	2	3	2	56	6.0	1.7	18.7		
00-01 Was.-Dal.	10-10	391	49-136	.360	0-0	---	36-45	.800	29	54	83	14	38-0	6	14	5	134	8.3	1.4	13.4		
06-07 Houston	7-0	157	14-35	.400	0-0	---	7-11	.636	10	21	31	7	10-0	5	4	0	35	4.4	1.0	5.0		
07-08 Dallas	3-0	11	0-2	.000	0-0	---	1-4	.250	0	0	0	1	2-0	0	0	0	1	0.0	0.3	0.3		
TOTALS	23-13	688	83-216	.384	0-0	---	60-78	.769	49	83	132	27	59-0	13	21	7	226	5.7	1.2	9.8		

#6 – Juwan Howard

DATE	TM	Q	OPP	WL	O	P	G	GS	MIN	FG	FGA	FG%	FC3	FG3A	FG3%	FT	FTA	FT%	OREB	DREB	REB	AST	PF	DQ	STL	TO	BLK	PTS	FPG	
10/27/2009	POR	v	HOU	W.	-	-	DNP																							
10/29/2009	POR	v	DEN	L	-	-	1	0	16	1	2	.500	0	0	---	1	2	.500	0	2	2	0	1	0	0	0	1	3	3.0	
10/31/2009	POR	@	HOU	L	-	-	DNP																							
11/01/2009	POR	@	OKC	W.	-	-	2	0	9	1	3	.333	0	0	---	0	0	---	0	0	0	0	3	0	0	1	0	2	2.5	
11/03/2009	POR	v	ATL	L	-	-	DNP																							
11/06/2009	POR	v	SA	W.	-	-	3	0	1	0	0	---	0	0	---	0	0	---	0	0	0	0	0	0	0	0	0	0	1.7	
11/08/2009	POR	v	MIN	W.	-	-	DNP																							
11/10/2009	POR	@	MEM	W.	-	-	DNP																							
11/11/2009	POR	@	MIN	W.	-	-	DNP																							
11/13/2009	POR	@	NO	W.	-	-	4	0	1	0	1	.000	0	0	---	0	0	---	0	0	0	0	0	0	0	0	0	0	1.3	
11/14/2009	POR	@	CHA	W.	-	-	5	0	12	1	3	.333	0	0	---	1	1	1.000	0	0	0	0	2	0	0	0	0	3	1.6	
11/16/2009	POR	@	ATL	L	1	-	6	0	7	2	3	.667	0	0	---	1	1	1.000	0	1	1	0	1	0	0	1	0	5	2.2	
11/18/2009	POR	v	DET	W.	-	-	7	0	10	1	1	1.000	0	0	---	0	0	---	0	1	1	0	1	0	0	1	0	2	2.1	
11/20/2009	POR	@	GS	L	-	-	8	0	12	0	1	.000	0	0	---	0	0	---	2	3	5	0	0	0	0	2	0	0	1.9	
11/21/2009	POR	v	MIN	W.	-	-	9	0	21	0	3	.000	0	0	---	0	0	---	4	2	6	1	3	0	0	1	0	0	1.7	
11/23/2009	POR	v	CHI	W.	-	-	10	0	3	0	0	---	0	0	---	2	2	1.000	0	1	1	0	0	0	0	0	0	2	1.7	
11/25/2009	POR	v	NJ	W.	-	-	DNP																							
11/27/2009	POR	v	MEM	L	-	-	DNP																							
11/28/2009	POR	@	UTA	L	-	-	11	0	5	1	2	.500	0	0	---	0	0	---	1	1	2	0	1	0	0	0	0	2	1.7	
12/01/2009	POR	v	MIA	L	-	-	12	0	27	6	8	.750	0	0	---	2	2	1.000	1	4	5	2	1	0	0	0	0	14	2.8	
12/05/2009	POR	v	ROU	W.	-	-	13	0	12	1	2	.500	0	0	---	0	0	---	0	0	0	0	3	0	0	0	1	2	2.7	
12/07/2009	POR	@	NY	L	-	-	14	0	8	0	0	---	0	0	---	0	0	---	0	3	3	0	2	0	0	0	0	0	2.5	
12/09/2009	POR	@	IND	W.	-	-	15	0	19	3	3	1.000	0	0	---	0	0	---	0	3	3	1	5	0	0	2	1	6	2.7	
12/11/2009	POR	@	CLE	L	-	-	16	0	16	6	7	.857	0	0	---	3	4	.750	0	1	1	0	2	0	0	0	0	15	3.5	
12/12/2009	POR	@	MIL	L	2	-	17	0	16	0	1	.000	0	0	---	0	0	---	3	3	6	2	2	0	0	0	0	0	3.3	
12/15/2009	POR	v	SAC	W.	-	-	18	0	18	3	3	1.000	0	0	---	0	0	---	0	3	3	0	3	0	0	0	0	0	6	3.4
12/17/2009	POR	v	PHO	W.	-	-	19	0	12	0	1	.000	0	0	---	0	0	---	0	2	2	1	3	0	0	0	0	0	3.3	
12/19/2009	POR	@	ORL	L	-	-	20	0	10	0	0	---	0	0	---	2	2	1.000	0	2	2	1	2	0	0	1	0	2	3.2	
12/20/2009	POR	@	MIA	W.	-	-	21	0	18	1	4	.250	0	0	---	0	0	---	0	5	5	0	2	0	0	1	1	2	3.1	
12/22/2009	POR	@	DAL	W.	-	-	22	0	34	5	10	.500	0	0	---	0	0	---	1	9	10	4	5	0	1	2	0	10	3.5	
12/23/2009	POR	@	SA	W.	-	-	C 23	1	37	6	9	.667	0	0	---	0	0	---	5	7	12	1	4	0	0	3	0	12	3.8	
12/25/2009	POR	v	DEN	W.	-	-	C 24	2	31	2	5	.400	0	0	---	0	0	---	4	4	8	3	5	0	0	1	1	4	3.8	
12/28/2009	POR	v	PHI	L	-	-	C 25	3	20	3	5	.600	0	0	---	0	0	---	2	0	2	1	4	0	1	1	0	6	3.9	
12/30/2009	POR	v	LAC	W.	-	-	C 26	4	38	5	7	.714	0	0	---	0	0	---	4	5	9	2	4	0	2	1	0	10	4.2	
01/02/2010	POR	v	GS	W.	-	-	C 27	5	34	6	11	.545	0	0	---	0	0	---	1	5	6	0	3	0	2	3	0	12	4.4	
01/04/2010	POR	@	LAC	L	-	-	C 28	6	36	8	11	.727	0	0	---	0	0	---	0	4	4	0	5	0	1	2	0	16	4.9	
01/05/2010	POR	v	MEM	L	-	-	C 29	7	31	6	12	.500	0	0	---	1	2	.500	0	5	5	0	6	1	0	2	1	13	5.1	
01/08/2010	POR	v	LAL	W.	-	-	C 30	8	35	4	8	.500	0	0	---	0	0	---	5	5	10	2	1	0	0	1	0	8	5.2	
01/10/2010	POR	v	CLE	L	-	-	C 31	9	38	3	7	.429	0	1	.000	0	0	---	1	3	4	1	5	0	0	1	0	6	5.3	
01/13/2010	POR	v	MIL	W.	-	-	C 32	10	30	4	5	.800	0	0	---	1	2	.500	1	6	7	1	4	0	0	1	1	9	5.4	
01/15/2010	POR	v	ORL	W.	-	-	C 33	11	31	4	9	.444	0	0	---	0	0	---	1	5	6	1	4	0	1	0	0	8	5.5	
01/18/2010	POR	@	WAS	L	-	-	C 34	12	32	3	6	.500	0	0	---	1	1	1.000	3	3	6	1	4	0	1	2	0	7	5.5	
01/20/2010	POR	@	PHI	W.	-	-	C 35	13	33	4	7	.571	0	0	---	0	0	---	3	5	8	2	2	0	0	0	0	8	5.6	
01/22/2010	POR	@	BOS	L	1	-	C 36	14	41	3	6	.500	0	0	---	0	0	---	4	8	12	2	2	0	1	1	0	6	5.6	
01/23/2010	POR	@	DET	W.	-	-	C 37	14	29	1	5	.200	0	0	---	0	2	.000	1	4	5	0	3	0	0	2	0	2	5.5	
01/25/2010	POR	v	NO	L	-	-	C 38	14	33	8	13	.533	0	0	---	0	0	---	3	4	7	1	4	0	2	1	0	16	5.8	
01/27/2010	POR	v	UTA	L	-	-	C 39	15	35	1	4	.250	0	0	---	0	0	---	8	3	11	1	2	0	0	1	0	2	5.7	
01/29/2010	POR	@	ROU	L	-	-	C 40	16	35	3	6	.500	0	0	---	2	2	1.000	1	5	6	0	2	0	0	0	0	8	5.7	
01/30/2010	POR	@	DAL	W.	1	-	C 41	17	29	1	3	.333	0	0	---	0	0	---	3	9	12	1	3	0	0	1	0	2	5.6	
02/01/2010	POR	v	CHA	W.	-	-	C 42	18	23	1	4	.250	0	0	---	1	2	.500	0	3	3	0	2	0	0	0	0	3	5.6	
02/03/2010	POR	@	UTA	L	-	-	C 43	19	33	3	7	.429	0	0	---	0	0	---	5	5	10	0	2	0	0	2	0	6	5.6	
02/04/2010	POR	v	SA	W.	-	-	C 44	20	28	5	5	1.000	0	0	---	0	0	---	1	7	8	0	4	0	1	1	0	10	5.7	
02/06/2010	POR	v	LAL	L	-	-	C 45	21	28	5	7	.714	0	0	---	0	0	---	1	6	7	1	3	0	0	1	0	10	5.8	
02/09/2010	POR	v	OKC	L	-	-	C 46	22	26	3	5	.600	0	0	---	0	0	---	2	4	6	2	2	0	0	2	0	6	5.8	
02/10/2010	POR	@	PHO	W.	-	-	C 47	23	23	5	10	.500	0	0	---	0	0	---	1	4	5	0	0	0	1	0	0	10	5.9	
02/16/2010	POR	v	LAC	W.	-	-	C 48	24	21	2	4	.500	0	0	---	2	2	1.000	2	4	6	0	5	0	2	1	0	6	5.9	
02/19/2010	POR	v	DOS	L	-	-	C 49	24	16	1	3	.333	0	0	---	3	4	.750	0	1	1	0	2	0	1	1	0	5	5.9	
02/21/2010	POR	v	UTA	L	1	-	C 50	24	29	0	3	.000	0	0	---	0	0	---	1	2	3	2	4	0	1	0	1	0	5.7	
02/23/2010	POR	@	NJ	W.	-	-	C 51	24	25	4	7	.571	0	0	---	1	1	1.000	2	3	5	2	3	0	0	2	0	9	5.8	
02/24/2010	POR	@	TOR	W.	-	-	C 52	25	31	4	7	.571	0	0	---	2	2	1.000	1	2	3	2	3	0	1	1	0	10	5.9	
02/26/2010	POR	@	CHI	L	1	-	C 53	25	14	1	4	.250	0	0	---	2	2	1.000	0	1	1	1	2	0	0	2	0	4	5.8	
02/27/2010	POR	@	MIN	W.	-	-	C 54	25	25	1	5	.200	0	0	---	1	2	.500	1	4	5	1	4	0	1	2	0	3	5.8	
03/01/2010	POR	@	MEM	W.	-	-	C 55	25	23	2	7	.286	0	0	---	2	2	1.000	4	1	5	0	5	0	0	1	1	6	5.8	
03/03/2010	POR	v	IND	W.	-	-	C 56	25	16																					

#6 – Juwan Howard

2009-2010 Regular Season Single-Game Highs

Minutes	41, 01/22/2010, Portland at Boston
Field Goals	8, 01/25/2010, Portland vs New Orleans (Twice)
Field Goal Attempts	15, 01/25/2010, Portland vs New Orleans
Three-Point Field Goals	0, 04/14/2010, Portland vs Golden State (73 times)
Three-Point Attempts	1, 01/10/2010, Portland vs Cleveland
Free Throws	5, 03/19/2010, Portland vs Washington
Free Throw Attempts	6, 03/19/2010, Portland vs Washington
Offensive Rebounds	8, 01/27/2010, Portland vs Utah
Defensive Rebounds	9, 01/30/2010, Portland at Dallas (Twice)
Rebounds	12, 01/30/2010, Portland at Dallas (3 times)
Assists	5, 03/11/2010, Portland at Golden State
Steals	2, 03/31/2010, Portland vs New York (7 times)
Turnovers	4, 04/09/2010, Portland vs Dallas
Blocked Shots	1, 04/12/2010, Portland vs Oklahoma City (10 times)
Points	16, 01/25/2010, Portland vs New Orleans (Twice)

Career Regular Season Single-Game Highs (Games with all teams)

Minutes	54, 03/01/1995, Washington at Boston
Field Goals	19, 04/19/1996, Washington at Toronto
Field Goal Attempts	29, 01/20/2006, Houston at Chicago (Twice)
Three-Point Field Goals	1, 03/02/2003, Denver vs Philadelphia (6 times)
Three-Point Attempts	2, 02/21/1995, Washington vs Dallas (Twice)
Free Throws	15, 12/31/2000, Washington vs Detroit
Free Throw Attempts	17, 03/03/2002, Denver vs Dallas (4 times)
Offensive Rebounds	9, 02/04/2005, Houston at Minnesota (3 times)
Defensive Rebounds	13, 03/07/2001, Dallas at Miami
Rebounds	16, 01/31/2002, Dallas vs Houston
Assists	9, 12/14/2002, Denver at Cleveland (10 times)
Steals	5, 11/30/1999, Washington at New Jersey (Twice)
Turnovers	9, 12/19/1995, Washington at L.A. Clippers
Blocked Shots	5, 03/20/2001, Dallas vs Portland
Points	42, 04/19/1996, Washington at Toronto

Career Postseason Single-Game Highs (Games with all teams)

Minutes	47, 04/24/2001, Dallas at Utah
Field Goals	8, 05/12/2001, Dallas vs San Antonio (Twice)
Field Goal Attempts	18, 04/28/2001, Dallas vs Utah
Three-Point Field Goals	0, 04/27/2008, Dallas vs New Orleans (23 times)
Three-Point Attempts	0, 04/27/2008, Dallas vs New Orleans (23 times)
Free Throws	7, 05/03/2001, Dallas at Utah (Twice)
Free Throw Attempts	9, 05/03/2001, Dallas at Utah (Twice)
Offensive Rebounds	6, 05/09/2001, Dallas vs San Antonio
Defensive Rebounds	10, 04/28/2001, Dallas vs Utah
Rebounds	12, 05/14/2001, Dallas at San Antonio
Assists	3, 04/30/2007, Houston vs Utah (4 times)
Steals	2, 04/30/2007, Houston vs Utah
Turnovers	3, 04/24/2001, Dallas at Utah (Twice)
Blocked Shots	2, 05/12/2001, Dallas vs San Antonio
Points	21, 04/25/1997, Washington at Chicago



#24 – Andre Miller

POSITION: Guard

HEIGHT: 6-2

WEIGHT: 200

BIRTHDATE: March 19, 1976

BIRTHPLACE: Los Angeles, Calif.

HIGH SCHOOL: Verbum Dei (Los Angeles)

COLLEGE: Utah

HOW ACQUIRED/DRAFT BACKGROUND: Signed with Portland as a free agent on July 24, 2009. Originally selected by the Cleveland Cavaliers in the first round (eighth pick overall) of the 1999 NBA Draft.

NBA EXPERIENCE: 11 seasons

WITH THE TRAIL BLAZERS: One season

2009-10: Averaged 14.0 points, 3.2 rebounds, 5.4 assists and 30.5 minutes in 82 games (66 starts) ... Ranked 20th in league in assists, leading squad a team-high 45 times (inc. ties) ... Finished 21st in NBA in assist-to-turnover ratio (2.57) ... Team went 44-22 in his 66 starts ... Scored in double figures 58 times, including 17 games of 20-plus points, and dished 10-plus assists 12 times ... Ranked 23rd league-wide in free throws made (322-392, 82.1%) ... Has appeared in 612 consecutive games, the longest active streak in the NBA ... Passed John Lucas for 21st in NBA history in career assists and now has 6,465, third-most among active players (J. Kidd, S. Nash) ... Rang up a career-high 52 points, tied for the second-highest scoring total in franchise history, on a franchise-record 22 field goals (of 31) Jan. 30 at Dallas ... Scored 28 points to go with eight rebounds and eight assists Jan. 22 at Boston ... Grabbed a season-best 10 rebounds (five off.) Jan. 5 vs. Memphis ... Recorded 22 points and a Trail Blazers season-best 16 assists Jan. 4 at L.A. Clippers, becoming the first Trail Blazer to record at least 20 points and 15 assists since Kenny Anderson (22 points, 15 assists) on Jan. 24, 1997.

NBA CAREER: 2008-09: Started all 82 games for Philadelphia, averaging 16.3 points (second on team), 4.5 rebounds, 6.5 assists (led team) and 1.33 steals (tied, second on team) in 36.3 minutes ... Shot 47.3 percent from the floor, 28.3 percent from 3-point range and 82.6 percent from the foul line ... Ranked 14th in the NBA in assists and 15th in assist-to-turnover ratio (2.68) ... Tied for 15th in the league in steals ... Scored 20-plus points in 19 of the final 50 games and 27 times overall ... Passed out 10 or more assists in 10 games ... Grabbed double figures in rebounds five times ... Led team in scoring 21 times, rebounding nine times, assists a team-best 51 times and steals 24 times (including ties) ... Posted 12 double-doubles (seven point-assist, three point-rebound, two point-rebound-assist triple-doubles) ... Counted eighth and ninth career triple-doubles vs. Indiana on Dec. 20 and vs. Detroit on April 4, respectively ... Scored a season-high 30 points at Miami on Feb. 21 and at Cleveland on April 15 ... Holds career averages of 14.6 points, 4.2 rebounds, 7.4 assists and 1.38 steals in 815 games (768 starts) during his 10 NBA seasons with Cleveland, L.A. Clippers, Denver and Philadelphia ... Has career shooting marks of 46.0 percent from the floor, 21.0 percent from 3-point range and 80.2 percent from the line ... Has played 530 consecutive games, the longest active streak in the NBA ... Has missed just three games in his 10 seasons ... Tied for the 16th highest assists per game average in NBA history (7.4) and is fourth among active players ... Has tallied the 28th most assists in league history ... Is the only NBA player to average at least 10 points and five assists in each of the last 10 seasons ... Posted 174 career double-doubles and nine triple-doubles ... **2007-08:** Started all 82 games with Philadelphia, averaging a career-high 17.0 points to go with 4.0 rebounds, 6.9 assists and 1.28 steals in 36.8 minutes ... Shot a career-high 49.2 percent from the floor ... Twice named Eastern Conference Player of the Week ... Ranked 10th in the NBA in assists ... **2006-07:** Appeared in 80 games (79 starts) with Philadelphia and Denver, averaging 13.4 points, 4.4 rebounds, 7.8 assists and 1.38 steals in 37.1 minutes ... In 57 games played (56 starts) for the 76ers, averaged 13.6 points, 4.4 rebounds, 7.3 assists and 1.28 steals in 37.6 minutes ... Traded from Denver to Philadelphia on Dec. 19, 2006, but weather issues delayed his physical until Dec. 22, 2006; since the trade was not yet official, he was not credited with missing the games on Dec. 20 or Dec. 22, keeping his streak of active games played alive ... Ranked seventh in assists per game, 20th in steals per game and 15th in assist-to-turnover ratio (2.82) ... **2005-06:** Played and started all 82 games for the Nuggets, averaging 13.7 points, 4.3 rebounds, 8.2 assists and 1.29 steals in 35.8 minutes per game ... Ranked sixth in the NBA in assists and tied for 26th in steals ... **2004-05:** Played and started all 82 games for Denver, while averaging 13.6 points, 4.1 rebounds, 6.9 assists and 1.48 steals in 34.8 minutes ... Ranked eighth in the NBA in assists and tied for 18th in steals ... **2003-04:** Started all 82 games for the Nuggets, averaging 14.8 points, 4.5 rebounds, 6.1 assists and 1.73 steals in 34.6 minutes ... Ranked 10th in the NBA in both assists and steals ... **2002-03:** In 80 games (all starts) for the L.A. Clippers, averaged 13.6 points, 4.0 rebounds, 6.7 assists and 1.24 steals in 36.4 minutes ... Missed two games with a high left ankle sprain ... Ranked ninth in the league in assists ... **2001-02:** Played and started all but one game for the Cavaliers, while averaging 16.5 points along with career highs in assists (10.9 apg), rebounds (4.7 rpg) and steals (1.56 spg) in 37.3 minutes per game ... Led the NBA in assists, ranked second in triple-doubles (three), fifth in double-doubles (43) and fifth in assist-to-turnover ratio (3.60) ... Twice named Eastern Conference Player of the Week ... Missed one game due to a severe contusion of his right shoulder ... **2000-01:** Played and started all 82 games for Cleveland, averaging 15.8 points, 4.4 rebounds, 8.0 assists and 1.45 steals in 34.7 minutes ... Ranked sixth in the NBA in assists ... Participated in the Schick Rookie Challenge during All-Star Weekend, playing for the Sophomore team ... **1999-00:** Appeared in all 82 games with 36 starts as a rookie in Cleveland while averaging 11.1 points, 3.4 rebounds, 5.8 assists and 1.02 steals in 25.5 minutes ... Selected to the NBA All-Rookie First Team ... Had 21 points and five rebounds in the 2000 Schick Rookie Challenge.

PLAYOFFS: Compiled career postseason averages of 17.0 points, 4.7 rebounds, 4.8 assists and 1.30 steals in 27 games (all starts) ... **2009:** Started all six contests for the 76ers, averaging career highs of 21.2 points and 6.3 rebounds to go with 5.3 assists in 43.0 minutes ... **2008:** Started all six games for Philadelphia, averaging a team-best 15.3 points to go with 3.2 rebounds and 3.3 assists ... **2006:** Started all five games for Denver and averaged 16.4 points, 4.4 rebounds and 7.2 assists ... **2005:** Started all five games for the Nuggets, posting averages of 16.2 points, 5.2 rebounds, 5.2 assists and 2.00 steals ... **2004:** Started all five Denver playoff games, averaging 15.4 points, 4.6 rebounds, 3.2 assists and 1.60 steals.

CAREER TRANSACTIONS: Traded by Denver along with Joe Smith and two first round draft picks to Philadelphia in exchange for Allen Iverson and Ivan McFarlin on Dec. 19, 2006 ... Signed as a free agent by Denver on Aug. 1, 2003 ... Traded from Cleveland to the L.A. Clippers along with Bryant Stith in exchange for Darius Miles and Harold Jamison on July 30, 2002.

COLLEGE: Averaged 12.1 points, 4.8 rebounds and 5.4 assists over his four-year collegiate career at the University of Utah ... Finished his career as Utah's all-time leader in steals (254) and second in all-time assists (721) ... Named First Team All-America by The Associated Press, the NABC and the USBWA ... Also named the 1999 WAC Player of the Year and First Team All-WAC and All-Defensive Team ... Named to The Sporting News All-America First Team at the conclusion of his senior season ... Named Honorable Mention All-America by The Associated Press and helped lead the Utes to the NCAA Championship Game in his junior season.

PERSONAL: Full name is Andre Lloyd Miller ... Was a member of the USA Basketball 2002 Men's World Championship Team ... Earned a degree in Sociology at the University of Utah in the spring of 1998 ... Helped lead USA Basketball to the gold medal in the 1998 Goodwill Games ... Led Verbum Dei High School (Los Angeles) to a 29-3 record and the CIF 4A Championship during his senior year ... Named CIF 4A Player of the Year as a senior ... Also played quarterback in high school ... The person he most admired when growing up was his mother, Andrea Robinson.

#24 – Andre Miller

NBA REGULAR SEASON STATISTICS

SEASON/TEAM	G-GS	MIN	FGM-FGA	PCT.	3-Pt. FG				OFF	Rebounds				PF-DQ	STL	TO	BLK	PTS	Averages		
					FGM-FGA	PCT.	FTM-FTA	PCT.		DEF	TOT	AST	RPG						APG	PPG	
99-00 Cleveland	82-36	2093	339-755	.449	10-49	.204	226-292	.774	85	195	280	476	194-1	84	166	17	914	3.4	5.8	11.1	
00-01 Cleveland	82-82	2848	452-999	.452	17-84	.266	375-450	.833	94	266	360	657	229-0	119	265	28	1296	4.4	8.0	15.8	
01-02 Cleveland	81-81	3023	474-1045	.454	22-87	.253	365-447	.817	108	271	379	882	228-1	126	245	34	1335	4.7	10.9	16.5	
02-03 L.A. Clip.	80-80	2913	377-928	.406	23-108	.213	311-391	.795	84	232	316	537	203-3	99	206	11	1088	4.0	6.7	13.6	
03-04 Denver	82-82	2838	430-941	.457	12-65	.185	342-411	.832	127	239	366	501	194-2	142	215	25	1214	4.5	6.1	14.8	
04-05 Denver	82-82	2852	427-895	.477	6-39	.154	253-302	.838	100	238	338	569	204-1	121	220	8	1113	4.1	6.9	13.6	
05-06 Denver	82-82	2937	404-872	.463	5-27	.185	313-424	.738	92	259	351	674	213-1	106	256	18	1126	4.3	8.2	13.7	
06-07 Den.-Phil.	80-79	2966	424-909	.466	5-35	.143	222-283	.784	97	255	352	625	184-1	110	222	10	1075	4.4	7.8	13.4	
07-08 Phil.	82-82	3016	569-1156	.492	3-34	.088	257-333	.772	95	229	324	565	181-0	105	206	6	1398	4.0	6.9	17.0	
08-09 Phil.	82-82	2976	492-1041	.473	15-53	.283	338-409	.826	123	245	368	534	196-1	109	199	14	1337	4.5	6.5	16.3	
09-10 Portland	82-66	2500	404-908	.445	16-80	.200	322-392	.821	81	185	266	445	169-1	93	173	9	1146	3.2	5.4	14.0	
TOTALS	897-834	30962	4792-10449	.459	134-641	.209	3324-4134	.804	1088	2614	3700	6465	2195-12	1214	2373	180	13042	4.1	7.2	14.5	

NBA PLAYOFF STATISTICS

SEASON/TEAM	G-GS	MIN	3-Pt. FG						Rebounds					Averages						
			FGM-FGA	PCT.	FGM-FGA	PCT.	FTM-FTA	PCT.	OFF	DEF	TOT	AST	PF-DQ	STL	TO	BLK	PTS	RPG	APG	PPG
2004 Denver	5-5	174	34-72	.472	0-2	.000	9-11	.818	15	8	23	16	16-1	8	10	0	77	4.6	3.2	15.4
2005 Denver	5-5	184	28-66	.424	2-4	.500	23-32	.719	9	17	26	26	22-2	10	12	1	81	5.2	5.2	16.2
2006 Denver	5-5	182	34-77	.442	0-0	---	14-17	.824	8	14	22	36	12-0	5	16	1	82	4.4	7.2	16.4
2008 Philadelphia	6-6	229	39-89	.438	0-3	.000	14-22	.636	7	12	19	20	12-0	5	14	0	92	3.2	3.3	15.3
2009 Philadelphia	6-6	258	48-101	.475	3-10	.300	28-34	.824	9	29	38	32	17-0	7	19	1	127	6.3	5.3	21.2
TOTALS	27-27	1027	183-405	.452	5-19	.263	88-116	.759	48	80	128	130	79-3	35	71	3	459	4.7	4.8	17.0

#24 – Andre Miller

DATE	TM	OPP	WL	O	P	G	GS	MIN	FG	FGA	FG%	FG3	FG3A	FG3%	FT	FTA	FT%	OREB	DREB	REB	AST	PF	DQ	STL	TO	BLK	PTS	PPG
10/27/2009	POR	vs HOU	W	-	-	1	0	26	3	11	.273	1	2	.500	2	2	1.000	1	3	4	7	2	0	1	2	0	9	9.0
10/29/2009	POR	vs DEN	L	-	-	2	0	27	3	11	.273	0	3	.000	2	3	.667	0	0	0	5	3	0	0	0	0	8	8.5
10/31/2009	POR	@ HOU	L	-	-	3	0	24	4	9	.444	0	0	---	2	9	.778	2	3	5	2	4	0	0	2	0	15	10.7
11/01/2009	POR	@ OKC	W	-	-	4	0	20	1	1	1.000	0	0	---	2	2	1.000	1	2	3	0	4	0	0	1	0	4	9.0
11/03/2009	POR	vs ATL	L	-	-	5	0	28	1	6	.167	0	0	---	3	4	.750	0	0	0	11	2	0	0	0	0	5	8.2
11/06/2009	POR	vs SA	W	-	G	6	1	33	2	9	.222	0	2	.000	6	6	1.000	1	5	6	4	1	0	2	3	0	10	8.5
11/08/2009	POR	vs MIN	W	-	G	7	2	26	9	14	.643	1	1	1.000	2	3	.667	1	3	4	3	3	0	2	4	0	21	10.3
11/10/2009	POR	@ MEM	W	-	G	8	3	31	3	9	.333	0	0	---	1	1	1.000	1	1	2	7	0	0	0	3	0	7	9.9
11/11/2009	POR	@ MIN	W	-	G	9	4	27	4	7	.571	0	2	.000	1	1	1.000	0	2	2	10	0	0	1	2	0	9	9.8
11/13/2009	POR	@ NO	W	-	G	10	5	36	5	13	.385	0	1	.000	2	3	.667	3	3	6	3	4	0	0	3	1	12	10.0
11/14/2009	POR	@ CHA	W	-	G	11	6	39	5	12	.417	0	2	.000	5	5	1.000	1	5	6	1	1	0	0	2	0	13	10.5
11/16/2009	POR	@ ATL	L	1	G	12	7	30	4	10	.400	0	2	.000	6	6	1.000	2	1	3	5	1	0	3	3	0	14	10.8
11/18/2009	POR	vs DET	W	-	G	13	8	33	3	7	.429	0	0	---	4	8	.500	1	3	4	11	2	0	0	2	0	10	10.7
11/20/2009	POR	@ GS	L	-	G	14	9	19	5	9	.556	0	0	---	4	5	.800	0	2	2	2	5	0	0	7	0	14	10.9
11/21/2009	POR	vs MIN	W	-	-	15	9	20	1	3	.333	0	0	---	2	2	1.000	0	1	1	4	1	0	0	0	0	4	10.5
11/23/2009	POR	vs CHI	W	-	-	16	9	27	3	6	.500	0	1	.000	10	11	.909	0	0	0	5	1	0	0	2	0	16	10.8
11/25/2009	POR	vs NJ	W	-	-	17	9	26	3	6	.500	0	2	.000	4	4	1.000	1	2	3	6	1	0	2	0	0	10	10.8
11/27/2009	POR	vs MEM	L	-	-	18	9	21	3	9	.333	1	1	1.000	6	8	.750	1	0	1	2	2	0	0	1	0	13	10.9
11/28/2009	POR	@ UTA	L	-	-	19	9	6	0	4	.000	0	2	.000	0	0	---	0	0	0	2	1	0	0	2	0	0	10.3
12/01/2009	POR	vs MIA	L	-	-	20	9	32	4	9	.444	0	0	---	10	12	.833	1	2	3	6	0	0	0	3	0	18	10.7
12/05/2009	POR	vs HOU	W	-	-	21	9	36	9	14	.643	1	1	1.000	5	7	.714	1	2	3	3	3	0	0	1	0	24	11.3
12/07/2009	POR	@ NY	L	-	-	22	9	26	2	6	.333	0	1	.000	0	0	---	0	2	2	2	4	0	1	4	0	4	11.0
12/09/2009	POR	@ IND	W	-	-	23	9	25	5	12	.417	2	5	.400	3	4	.750	0	1	1	2	3	0	4	2	1	15	11.2
12/11/2009	POR	@ CLE	L	-	-	24	9	32	8	13	.615	2	3	.667	2	2	1.000	1	5	6	3	3	0	1	2	0	20	11.5
12/12/2009	POR	@ MIL	L	2	-	25	9	34	2	12	.167	0	1	.000	3	6	.500	1	3	4	7	1	0	2	3	0	7	11.4
12/15/2009	POR	vs SAC	W	-	G	26	10	29	2	10	.200	0	2	.000	0	0	---	1	2	3	3	2	0	0	0	0	4	11.1
12/17/2009	POR	vs PHO	W	-	G	27	11	18	1	3	.333	0	0	---	2	3	.667	0	0	0	5	1	0	0	2	0	4	10.8
12/19/2009	POR	@ ORL	L	-	G	28	12	33	5	10	.500	0	1	.000	6	8	.750	2	2	4	1	2	0	3	4	0	16	11.0
12/20/2009	POR	@ MIA	W	-	G	29	13	31	6	10	.600	0	1	.000	5	6	.833	0	1	1	4	2	0	1	0	0	17	11.2
12/22/2009	POR	@ DAL	W	-	G	30	14	22	4	11	.364	0	1	.000	4	4	1.000	1	3	4	3	1	0	1	0	0	12	11.2
12/23/2009	POR	@ SA	W	-	G	31	15	31	2	13	.154	0	1	.000	5	5	1.000	1	0	1	4	2	0	0	1	0	9	11.2
12/25/2009	POR	vs DEN	W	-	G	32	16	26	5	9	.556	0	0	---	4	5	.800	0	1	1	8	2	0	1	1	0	14	11.3
12/28/2009	POR	vs PHI	L	-	G	33	17	31	4	7	.571	0	0	---	3	3	1.000	2	2	4	7	0	0	1	2	0	11	11.2
12/30/2009	POR	vs LAC	W	-	G	34	18	20	2	7	.286	0	0	---	2	4	.500	0	0	0	3	4	0	0	1	0	6	11.1
01/02/2010	POR	vs GS	W	-	G	35	19	44	7	18	.389	0	1	.000	9	10	.900	4	1	5	6	4	0	1	6	0	23	11.4
01/04/2010	POR	@ LAC	L	-	G	36	20	40	9	20	.450	0	2	.000	4	7	.571	2	1	3	16	1	0	3	2	0	22	11.7
01/05/2010	POR	vs MEM	L	-	G	37	21	31	7	11	.636	0	0	---	2	2	1.000	5	5	10	4	4	0	0	4	0	16	11.8
01/08/2010	POR	vs LAL	W	-	G	38	22	39	5	10	.500	1	1	1.000	6	7	.857	0	3	3	7	2	0	1	4	1	17	12.0
01/10/2010	POR	vs CLE	L	-	G	39	23	41	5	11	.455	0	1	.000	4	4	1.000	0	4	4	8	3	0	0	1	0	14	12.0
01/13/2010	POR	vs MIL	W	-	G	40	24	33	6	8	.750	0	0	---	7	12	.583	1	2	3	6	0	0	1	1	0	19	12.2
01/15/2010	POR	vs ORL	W	-	G	41	25	37	8	14	.571	0	0	---	3	3	1.000	0	1	1	9	2	0	1	2	0	19	12.4
01/18/2010	POR	@ WAS	L	-	G	42	26	31	10	16	.625	0	1	.000	2	2	1.000	1	2	3	2	6	1	0	2	0	22	12.6
01/20/2010	POR	@ PHI	W	-	G	43	27	39	8	17	.471	1	4	.250	7	7	1.000	1	1	2	3	1	0	0	4	0	24	12.9
01/22/2010	POR	@ BOS	L	1	G	44	28	47	11	23	.478	0	2	.000	6	6	1.000	4	4	8	8	1	0	2	6	0	28	13.2
01/23/2010	POR	@ DET	W	-	G	45	29	36	3	6	.500	0	0	---	5	6	.833	0	5	5	13	2	0	2	2	0	11	13.2
01/25/2010	POR	vs NO	L	-	G	46	30	37	1	8	.125	0	0	---	4	6	.667	3	2	5	10	3	0	2	4	0	6	13.0
01/27/2010	POR	vs UTA	L	-	G	47	31	24	2	11	.182	0	2	.000	3	3	1.000	0	0	0	4	3	0	3	3	0	7	12.9
01/29/2010	POR	@ HOU	L	-	G	48	32	21	1	6	.167	0	1	.000	0	0	---	3	0	3	3	1	0	0	2	0	2	12.6
01/30/2010	POR	@ DAL	W	1	G	49	33	42	22	31	.710	1	1	1.000	7	8	.875	1	4	5	2	2	0	2	2	0	52	13.4
02/01/2010	POR	vs CHA	W	-	G	50	34	33	4	6	.667	0	0	---	0	0	---	1	1	2	10	1	0	1	3	0	8	13.3
02/03/2010	POR	@ UTA	L	-	G	51	35	30	3	13	.231	0	0	---	3	3	1.000	0	1	1	4	2	0	1	1	0	9	13.3
02/04/2010	POR	vs SA	W	-	G	52	36	35	5	14	.357	0	0	---	1	4	.250	1	3	4	10	2	0	0	0	0	11	13.2
02/06/2010	POR	vs LAL	L	-	G	53	37	30	5	8	.625	0	0	---	4	4	1.000	0	4	4	6	1	0	1	2	0	14	13.2
02/09/2010	POR	vs OKC	L	-	G	54	38	32	9	18	.500	1	1	1.000	3	3	1.000	1	5	6	6	2	0	0	4	1	22	13.4
02/10/2010	POR	@ PHO	W	-	G	55	39	41	8	15	.533	0	1	.000	4	6	.667	2	5	7	5	3	0	1	2	3	20	13.5
02/16/2010	POR	vs LAC	W	-	G	56	40	37	3	8	.375	0	0	---	4	6	.667	3	3	6	12	2	0	2	1	0	10	13.4
02/19/2010	POR	vs BOS	L	-	G	57	41	25	4	9	.444	0	1	.000	8	10	.800	1	2	3	2	1	0	2	3	0	16	13.5
02/21/2010	POR	vs UTA	L	1	G	58	42	40	5	18	.278	0	3	.000	7	9	.778	2	2	4	5	1	0	3	2	0	17	13.6
02/23/2010	POR	@ NJ	W	-	G	59	43	38	7	10	.700	1	1	1.000	5	5	1.000	2	3	5	7	2	0	1	0	0	20	13.7
02/24/2010	POR	@ TOR	W	-	G	60	44	33	8	14	.571	0	1	.000	2	2	1.000	2	5	7	10	1	0	3	0	0	18	13.7
02/26/2010	POR	@ CHI	L	1	G	61	45	42	6	13	.462	1	3	.333	1	2	.500	1	2	3	7	1	0	3				

#24 – Andre Miller

2009-2010 Regular Season Single-Game Highs

Minutes	47, 01/22/2010, Portland at Boston
Field Goals	22, 01/30/2010, Portland at Dallas
Field Goal Attempts	31, 01/30/2010, Portland at Dallas
Three-Point Field Goals	2, 12/11/2009, Portland at Cleveland (Twice)
Three-Point Attempts	6, 03/21/2010, Portland at Phoenix
Free Throws	10, 12/01/2009, Portland vs Miami (Twice)
Free Throw Attempts	12, 04/01/2010, Portland at Denver (3 times)
Offensive Rebounds	5, 01/05/2010, Portland vs Memphis
Defensive Rebounds	5, 03/14/2010, Portland vs Toronto (11 times)
Rebounds	10, 01/05/2010, Portland vs Memphis
Assists	16, 01/04/2010, Portland at L.A. Clippers
Steals	4, 04/12/2010, Portland vs Oklahoma City (4 times)
Turnovers	7, 11/20/2009, Portland at Golden State
Blocked Shots	3, 02/10/2010, Portland at Phoenix
Points	52, 01/30/2010, Portland at Dallas

Career Regular Season Single-Game Highs (Games with all teams)

Minutes	53, 03/08/2002, Cleveland at Milwaukee
Field Goals	22, 01/30/2010, Portland at Dallas
Field Goal Attempts	31, 01/30/2010, Portland at Dallas
Three-Point Field Goals	3, 12/05/2000, Cleveland vs Charlotte
Three-Point Attempts	6, 03/21/2010, Portland at Phoenix
Free Throws	16, 02/18/2002, Cleveland vs Utah
Free Throw Attempts	17, 02/18/2002, Cleveland vs Utah
Offensive Rebounds	6, 03/07/2009, Philadelphia at Memphis (3 times)
Defensive Rebounds	10, 01/10/2003, L.A. Clippers at Seattle
Rebounds	12, 01/26/2007, Philadelphia vs Cleveland
Assists	22, 12/15/2001, Cleveland vs Philadelphia
Steals	9, 12/15/2001, Cleveland vs Philadelphia
Turnovers	10, 01/17/2005, Denver at Golden State
Blocked Shots	3, 02/10/2010, Portland at Phoenix (3 times)
Points	52, 01/30/2010, Portland at Dallas

Career Postseason Single-Game Highs (Games with all teams)

Minutes	46, 04/24/2009, Philadelphia vs Orlando
Field Goals	12, 04/22/2009, Philadelphia at Orlando
Field Goal Attempts	24, 04/24/2005, Denver at San Antonio
Three-Point Field Goals	2, 04/24/2005, Denver at San Antonio
Three-Point Attempts	4, 04/28/2009, Philadelphia at Orlando
Free Throws	10, 04/30/2009, Philadelphia vs Orlando
Free Throw Attempts	12, 04/30/2009, Philadelphia vs Orlando
Offensive Rebounds	5, 04/27/2004, Denver vs Minnesota (Twice)
Defensive Rebounds	7, 04/24/2009, Philadelphia vs Orlando
Rebounds	9, 04/24/2009, Philadelphia vs Orlando
Assists	9, 04/29/2006, Denver vs L.A. Clippers
Steals	4, 04/28/2009, Philadelphia at Orlando (3 times)
Turnovers	7, 04/29/2006, Denver vs L.A. Clippers
Blocked Shots	1, 04/26/2009, Philadelphia vs Orlando (3 times)
Points	31, 04/24/2005, Denver at San Antonio

#8 – Patrick Mills



POSITION: Guard

HEIGHT: 6-0

WEIGHT: 175

BIRTHDATE: Aug. 11, 1988

BIRTHPLACE: Canberra, Australia

HIGH SCHOOL: Australian Institute of Sport

COLLEGE: St. Mary's (CA)

HOW ACQUIRED/DRAFT BACKGROUND: Selected by Portland in the second round (55th pick overall) of the 2009 NBA Draft.

NBA EXPERIENCE: One season

WITH TRAIL BLAZERS: One season

2009-10: Appeared in 10 NBA games, totaling 26 points and five assists in 38 minutes ... Scored a career-best 11 points April 14 vs. Golden State ... Recalled from D-League's Idaho Stampede on Jan. 23 ... In five games with D-League's Idaho Stampede, averaged 25.6 points (50.0% 3-PT) and 5.4 assists, scoring 20-plus points four times ... Exploded for game highs of 38 points (13-25 FG, 7-10 3-PT) and 12 assists at Reno in his first game with D-League's Idaho Stampede on Jan. 1 ... Underwent surgery to repair the fractured fifth metatarsal in his right foot on July 13, 2009.

COLLEGE: Played two seasons for St. Mary's (CA) before becoming an early entry candidate for the 2009 NBA Draft ... First Team All-West Coast Conference selection in both seasons ... Named West Coast Conference Newcomer of the Year as a freshman ... **2008-09:** Averaged 18.4 points, 3.9 assists, 2.4 rebounds and 2.19 steals in 32.1 minutes as a St. Mary's sophomore ... Named First Team All-West Coast Conference ... Selected to the Naismith Trophy Award Mid-Season Top-30 list ... A finalist for the Bob Cousy Award, which honors the nation's top point guard ... Set a St. Mary's freshman record for points in a season with 478 ... Missed the last nine games of the regular season after breaking his right hand Jan. 29 against Gonzaga ... Scored in double figures in 25 of 26 appearances ... **2007-08:** Started all 32 games for the Gaels, posting a team-high 14.8 points, 2.1 rebounds, 3.5 assists and 1.78 steals in 32.1 minutes per game ... Named First Team All-West Coast Conference and the WCC Newcomer of the Year ... Set the school freshman mark for points in a game with a 37-point performance in an upset win against then No. 11-ranked Oregon.

INTERNATIONAL COMPETITION: Averaged a team-best 14.2 points per game for Australia while coming off the bench in each game at the Beijing Olympics, adding 2.2 rebounds, 2.0 assists and 1.7 steals in 23 minutes per game ... Became the youngest player in the history of Australia to compete in the Olympic Games in basketball and was the only collegiate basketball player present at the tournament ... Scored 20 points in the quarterfinals against the United States while recording three assists, two steals and no turnovers in 28 minutes ... Prior to the Olympics, averaged 5.3 points over three games at the 2008 FIBA Diamond Ball Tournament for Senior Men ... At the 2007 FIBA U-19 World Championships in Serbia, averaged 14.9 points, 4.6 assists and 2.6 rebounds as Australia's U-19 national team posted an 8-1 record and a fifth place finish ... Posted 10.3 points and 1.3 assists at the 2007 FIBA Oceania Championship to help Australia qualify for the Olympics ... A member of the international 2006 World Junior Select Team that competed against the United States in the 2006 Nike Hoop Summit Game ... Named the Southeast Australian Basketball League U-21 Player of the Year in 2006 and 2007 ... Won Basketball Australia's award for 2006 Junior Male Player of the Year.

HIGH SCHOOL: Earned a scholarship to attend the Australian Institute of Sport and was a member of the institute's team that toured the United States in 2005 ... In 2005, he averaged 11 points and three rebounds, and then at the U-18 Championships, he averaged 25 points, six rebounds and 3.5 assists per game ... In 2006, he averaged 18.1 points and 3.9 rebounds and helped the Australian Institute of Sport to a 16-10 regular season record, finishing third in the league ... Named the 2006 SEABL East Men Australian Youth Player of the Year after he finished the season third in assists in the SEABL, averaging 4.37 per game, and finished fourth in the Golden Hands Award ... Named the 2006 Australia Basketball Player of the Year and the National Sportsman of the Year by the NAIDOC.

PERSONAL: Parents are Benny and Yvonne Mills ... An only child ... Uncle, Danny Morsey, is an NBL Hall of Fame member and played for the Australian National Team in the 1980 and 1984 Olympics ... Named the "most promising new sports talent" at the 2006 Deadlys Awards, which honor Aboriginal and Torres Strait Islanders achievements in sports, music, entertainment and community ... Goes by name "Patty."

NBA REGULAR SEASON STATISTICS

SEASON/TEAM	G-GS	MIN	FGM-FGA	PCT.	3-PT FG		FTM-FTA	PCT.	OFF	Rebounds			AST	PF-DQ	STL	TO	BLK	PTS	Averages		
					FGM-FGA	PCT.				DEF	TOT								RPG	APG	PPG
09-10 Portland	10-0	38	10-24	.417	2-4	.500	4-7	.571	1	1	2		5	6-0	0	4	0	26	0.2	0.5	2.6
TOTALS	10-0	38	10-24	.417	2-4	.500	4-7	.571	1	1	2		5	6-0	0	4	0	26	0.2	0.5	2.6


#8 – Patrick Mills

DATE	TM	@	OPP	WL	O	P	G	GS	MIN	FG	FGA	FG%	FG3	FG3A	FG3%	FT	FTA	FT%	OREB	DREB	REB	AST	PF	DQ	STL	TO	BLK	PTS	PPG
10/27/2009	POR	v	HOV	W.	-	INA																							
10/29/2009	POR	v	DEN	.L	-	INA																							
10/31/2009	POR	@	HOV	.L	-	INA																							
11/01/2009	POR	@	ORC	W.	-	INA																							
11/03/2009	POR	v	ATL	.L	-	INA																							
11/06/2009	POR	v	SA	W.	-	INA																							
11/08/2009	POR	v	MIN	W.	-	INA																							
11/10/2009	POR	@	MEM	W.	-	INA																							
11/11/2009	POR	@	MIN	W.	-	INA																							
11/13/2009	POR	@	NO	W.	-	INA																							
11/14/2009	POR	@	CHA	W.	-	INA																							
11/16/2009	POR	@	ATL	.L	1	INA																							
11/18/2009	POR	v	DET	W.	-	INA																							
11/20/2009	POR	@	GS	.L	-	INA																							
11/21/2009	POR	v	MIN	W.	-	INA																							
11/23/2009	POR	v	CHI	W.	-	INA																							
11/25/2009	POR	v	NJ	W.	-	INA																							
11/27/2009	POR	v	MEM	.L	-	INA																							
11/28/2009	POR	@	UTA	.L	-	INA																							
12/01/2009	POR	v	MIA	.L	-	INA																							
12/05/2009	POR	v	HOV	W.	-	INA																							
12/07/2009	POR	@	NY	.L	-	INA																							
12/09/2009	POR	@	IND	W.	-	INA																							
12/11/2009	POR	@	CLE	.L	-	INA																							
12/12/2009	POR	@	MIL	.L	2	INA																							
12/15/2009	POR	v	SAC	W.	-	INA																							
12/17/2009	POR	v	PHO	W.	-	INA																							
12/19/2009	POR	@	ORL	.L	-	INA																							
12/20/2009	POR	@	MIA	W.	-	INA																							
12/22/2009	POR	@	DAL	W.	-	INA																							
12/23/2009	POR	@	SA	W.	-	INA																							
12/25/2009	POR	v	DEN	W.	-	INA																							
12/28/2009	POR	v	PHI	.L	-	INA																							
01/02/2010	POR	v	GS	W.	-	INA																							
01/04/2010	POR	@	LAC	.L	-	1	0		5	0	3	.000	0	0	---	0	0	---	0	0	0	2	1	0	0	0	0	0	0.0
01/05/2010	POR	v	MEM	.L	-	DNP																							
01/08/2010	POR	v	LAL	W.	-	DNP																							
01/10/2010	POR	v	CLE	.L	-	DNP																							
01/13/2010	POR	v	MIL	W.	-	DNP																							
01/15/2010	POR	v	ORL	W.	-	DNP																							
01/18/2010	POR	@	WAS	.L	-	DNP																							
01/20/2010	POR	@	PHI	W.	-	DNP																							
01/22/2010	POR	@	BOS	.L	1	DNP																							
01/23/2010	POR	@	DET	W.	-	DNP																							
01/25/2010	POR	v	NO	.L	-	DNP																							
01/27/2010	POR	v	UTA	.L	-	DNP																							
01/29/2010	POR	@	HOV	.L	-	DNP																							
01/30/2010	POR	@	DAL	W.	1	DNP																							
02/01/2010	POR	v	CHA	W.	-	2	0		2	0	1	.000	0	0	---	0	0	---	0	0	0	0	0	0	0	1	0	0	0.0
02/03/2010	POR	@	UTA	.L	-	3	0		1	1	1	1.000	0	0	---	0	0	---	0	0	0	0	0	0	0	0	0	2	0.7
02/04/2010	POR	v	SA	W.	-	DNP																							
02/06/2010	POR	v	LAL	.L	-	4	0		2	0	0	---	0	0	---	1	2	.500	0	0	0	0	0	0	0	0	0	1	0.8
02/09/2010	POR	v	OKC	.L	-	DNP																							
02/10/2010	POR	@	PHO	W.	-	DNP																							
02/16/2010	POR	v	LAC	W.	-	5	0		2	1	2	.500	0	0	---	0	0	---	1	0	1	1	0	0	0	1	0	2	1.0
02/19/2010	POR	v	BOS	.L	-	6	0		3	1	1	1.000	0	0	---	0	0	---	0	0	0	0	0	0	0	0	0	2	1.2
02/21/2010	POR	v	UTA	.L	1	DNP																							
02/23/2010	POR	@	NJ	W.	-	DNP																							
02/24/2010	POR	@	TOR	W.	-	7	0		1	0	0	---	0	0	---	0	0	---	0	0	0	0	0	0	0	0	0	0	1.0
02/26/2010	POR	@	CHI	.L	1	DNP																							
02/27/2010	POR	@	MIN	W.	-	8	0		4	3	5	.600	0	1	.000	2	2	1.000	0	0	0	0	0	0	0	0	0	8	1.9
03/01/2010	POR	@	MEM	W.	-	DNP																							
03/03/2010	POR	v	IND	W.	-	9	0		6	0	3	.000	0	0	---	0	0	---	0	0	0	0	1	0	0	0	0	0	1.7
03/07/2010	POR	@	DEN	.L	-	DNP																							
03/09/2010	POR	v	SAC	W.	-	INA																							
03/11/2010	POR	@	GS	W.	-	INA																							
03/12/2010	POR	@	SAC	W.	-	INA																							
03/14/2010	POR	v	TOR	W.	-	INA																							
03/19/2010	POR	v	WAS	W.	-	INA																							
03/21/2010	POR	@	PHO	.L	-	DNP																							
03/25/2010	POR	v	DAL	W.	-	INA																							
03/27/2010	POR	@	NO	W.	-	INA																							
03/28/2010	POR	@	OKC	W.	-	INA																							
03/31/2010	POR	v	NY	W.	-	INA																							
04/01/2010	POR	@	DEN	.L	-	INA																							
04/03/2010	POR	@	SAC	W.	-	DNP																							
04/07/2010	POR	@	LAC	W.	-	INA																							
04/09/2010	POR	v	DAL	.L	-	INA																							
04/11/2010	POR	@	LAL	W.	-	INA																							
04/12/2010	POR	v	OKC	W.	-	DNP																							
04/14/2010	POR	v	GS	.L	-	10	0		13	4	8	.500	2	3	.667	1	3	.333	0	1	1	2	4	0	0	2	0	11	2.6
TOTALS									10	0	38	.417	2																

#8 – Patrick Mills

2009-2010 Regular Season Single-Game Highs

Minutes	13, 04/14/2010, Portland vs Golden State
Field Goals	4, 04/14/2010, Portland vs Golden State
Field Goal Attempts	8, 04/14/2010, Portland vs Golden State
Three-Point Field Goals	2, 04/14/2010, Portland vs Golden State
Three-Point Attempts	3, 04/14/2010, Portland vs Golden State
Free Throws	2, 02/27/2010, Portland at Minnesota
Free Throw Attempts	3, 04/14/2010, Portland vs Golden State
Offensive Rebounds	1, 02/16/2010, Portland vs L.A. Clippers
Defensive Rebounds	1, 04/14/2010, Portland vs Golden State
Rebounds	1, 04/14/2010, Portland vs Golden State (Twice)
Assists	2, 04/14/2010, Portland vs Golden State (Twice)
Steals	0, 04/14/2010, Portland vs Golden State (10 times)
Turnovers	2, 04/14/2010, Portland vs Golden State
Blocked Shots	0, 04/14/2010, Portland vs Golden State (10 times)
Points	11, 04/14/2010, Portland vs Golden State



#52 – Greg Oden

POSITION: Center

HEIGHT: 7-0

WEIGHT: 270

BIRTHDATE: Jan. 22, 1988

BIRTHPLACE: Buffalo, N.Y.

HIGH SCHOOL: Lawrence North (Indianapolis)

COLLEGE: Ohio State

HOW ACQUIRED/DRAFT BACKGROUND: Selected by Portland in the first round (first pick overall) of the 2007 NBA Draft.

NBA EXPERIENCE: Three seasons

WITH THE TRAIL BLAZERS: Three seasons

2009-10: Posted averages of 11.1 points, 8.5 rebounds, 0.9 assists, 2.29 blocks and 23.9 minutes in 21 games (all starts) ... Underwent surgery to repair a fracture in his left patella on Dec. 6, 2009 ... In 20 games before injury, ranked fourth in league in field goal shooting (60.5%) and second in blocks ... His 15.6 scoring average from Nov. 20-Dec. 1 was the highest in any seven-game stretch of his career ... Scored in double digits 12 times ... Posted five double-doubles ... Team leader in rebounding and offensive rebounding (3.0) ... Grabbed 10 or more rebounds in eight contests ... Led team in rebounds eight times and blocks on 16 occasions (inc. ties) ... Counted career highs of 20 rebounds and 11 offensive rebounds, tied for the most offensive boards by a Trail Blazer in franchise history, Dec. 1 vs. Miami ... Notched a career-high tying 24 points (7-8 FG, career-high 10-12 FT) to go with 12 rebounds Nov. 23 vs. Chicago.

NBA CAREER: 2008-09: Posted averages of 8.9 points, 7.0 rebounds, 0.5 assists and 21.5 minutes in 61 games (39 starts) ... Placed second on the squad in blocks with 1.15 per game ... Led Portland in rebounds 20 times (including ties) ... Placed fifth among all NBA rookies and second on the team with 16 double-doubles ... Scored 10-plus points 29 times, including two games of 20 points or more ... Grabbed 10-plus rebounds 18 times ... Had eight games of three blocked shots or more ... Named to the 2009 T-Mobile Rookie Challenge & Youth Jam at All-Star Weekend ... Recorded 17 points (7-11 FG) and 12 rebounds (six off.) to go with a career-high six blocks Feb. 8 vs. New York ... Counted a career-high tying 24 points (9-14 FG) and 15 rebounds vs. Milwaukee on Jan. 19 ... Missed the first 14 games after the All-Star break with a bone chip in his left knee ... Sat out six games from Oct. 31-Nov. 10 with a right foot sprain ... **2007-08:** Missed the 2007-08 season after undergoing microfracture surgery on his right knee, Sept. 13, 2007.

PLAYOFFS: 2009: Appeared in all six games for Portland, averaging 5.0 points (11-21 FG), 4.3 rebounds and 16.0 minutes ... Netted a playoff career-high 15 points (6-7 FG) on April 18 vs. Houston in his first career postseason contest.

COLLEGE: 2006-07: Named to the Associated Press All-America First Team ... Was the first Buckeye to earn that honor since former Trail Blazer Jim Jackson in 1991-92 ... Named a 2007 Wooden All-American ... Named the NABC National Defensive Player of the Year and Pete Newell Big Man of the Year ... Named Big Ten Freshman of the Year, Defensive Player of the Year, and was selected First Team All-Big Ten by the coaches and media ... Averaged 15.7 points, 9.6 rebounds and 3.3 blocks for the Buckeyes ... Led the team in scoring, rebounding and blocked shots ... Missed the team's first seven games recovering from right wrist surgery ... Due to the injury, he shot the majority of his free throws with his off-hand at a .628 rate ... Logged 16.1 points, 9.3 rebounds and 3.5 blocks in six NCAA Tournament games, despite averaging just 27.5 minutes a contest ... Reached a double-double in three NCAA Tournament games ... Reached double figures in rebounds 15 times ... Posted 14 double-doubles ... Scored 20-plus points five times ... Grabbed 15-plus rebounds five times ... Came through with 25 points, 12 rebounds and four blocked shots against Florida in the NCAA National Championship Game ... Blocked four or more shots 17 times, including a career-high seven blocks in a Feb. 6 win over Michigan.

HIGH SCHOOL: Named 2006 Naismith Prep Player of the Year, awarded annually since 1987 to the best high school player in the nation ... Joins Damon Bailey (1990) as the only Indiana honorees ... Two-time Gatorade Indiana and National Player of the Year (2005, 2006) ... Only the second player to repeat as the Gatorade National Player of the Year, joining LeBron James ... Two-time USA Today and Parade Magazine Player of the Year ... Named 2006 McDonald's High School All-American Player of the Year and played in the McDonald's All-American game ... Associated Press First Team All-Indiana in 2004, 2005 and 2006 ... National High School Coaches Association Player of the Year in 2006 ... Arthur L. Trester Mental Attitude Award winner (Indiana) in 2006 ... Nation's No. 1 rated player by SI.com in 2006 ... Named Indiana Mr. Basketball by the Indianapolis Star in 2006 ... Named Co-MVP for the West in the Roundball Classic ... Tallied 1,873 points, 1,058 rebounds and 341 blocked shots in high school, leading Lawrence North to three consecutive Class 4A state titles and a 103-7 overall record, including 24-1 in the postseason.

PERSONAL: Selected to 2009 USA Basketball Men's Select team ... Son of Zoe and Greg Oden, Sr. ... Brother, Anthony, signed to play football at Arkansas in 2008 ... Played on the same high school AAU team (Spiece Indy Heat) with NBA players Josh McRoberts (Indiana), Mike Conley, Jr. (Memphis) and Daequan Cook (Miami) ... Was the homecoming king his senior year of high school ... If he wasn't in the NBA, Oden would like to become a dentist ... In school, his favorite subject was math ... Has a Boston/Beagle mix named Charles Barkley McLovin ... Was on the cover of College Hoops 2K8 video game ... Actively involved in Oregon Mentors ... Partnered with VIZ Media to develop SLAM DUNK, a basketball-themed comic book to be donated to Oden's charity, Oregon Mentors ... Played the piano at the 2008 ESPY Awards ... Spoke at Helping America's Youth conference in March of 2008 in Portland ... Returned to Columbus, Ohio, in the summers of 2008 and 2009 to be close to family and friends and is continuing to pursue his degree at Ohio State.

NBA REGULAR SEASON STATISTICS

SEASON/TEAM	G-GS	MIN	FGM-FGA	PCT.	3-PL FG		FTM-FTA	PCT.	OFF	Rebounds			AST	PF-DQ	STL	TO	BLK	PTS	Averages		
					FGM-FGA	PCT.				DEF	TOT								RPG	APG	PPG
08-09 Portland	61-39	1314	198-351	.564	0-0	---	144-226	.637	169	255	424		31	238-4	25	87	69	540	7.0	0.5	8.9
09-10 Portland	21-21	502	92-152	.605	0-0	---	49-64	.766	64	114	178		19	84-1	8	39	48	233	8.5	0.9	11.1
TOTALS	82-60	1816	290-503	.577	0-0	---	193-290	.666	233	369	602		50	322-5	33	126	117	773	7.3	0.6	9.4

NBA PLAYOFF STATISTICS

SEASON/TEAM	G-GS	MIN	FGM-FGA	PCT.	3-PL FG		FTM-FTA	PCT.	OFF	Rebounds			AST	PF-DQ	STL	TO	BLK	PTS	Averages		
					FGM-FGA	PCT.				DEF	TOT								RPG	APG	PPG
2009 Portland	6-0	96	11-21	.524	0-0	---	8-12	.667	11	15	26		0	27-1	2	8	5	30	4.3	0.0	5.0
TOTALS	6-0	96	11-21	.524	0-0	---	8-12	.667	11	15	26		0	27-1	2	8	5	30	4.3	0.0	5.0

#52 – Greg Oden

DATE	TM	@	OPP	WL	O	P	G	GS	MIN	FG	FGA	FG%	FC3	FG3A	FG3%	FT	FTA	FT%	OREB	DREB	REB	AST	PF	DQ	STL	TO	BLK	PTS	PPG
10/27/2009	POR	v	HOU	W.	-	C	1	1	26	1	3	.333	0	0	---	0	0	---	4	8	12	1	5	0	1	7	5	2	2.0
10/29/2009	POR	v	DEN	.L	-	C	2	2	22	2	5	.400	0	0	---	2	4	.500	5	4	9	1	5	0	1	1	2	6	4.0
10/31/2009	POR	@	HOU	.L	-	C	3	3	22	2	3	.667	0	0	---	2	2	1.000	2	7	9	1	5	0	0	2	3	6	4.7
11/01/2009	POR	@	OKC	W.	-	C	4	4	29	4	5	.800	0	0	---	4	4	1.000	2	8	10	1	4	0	0	3	1	12	6.3
11/03/2009	POR	v	ATL	.L	-	C	5	5	16	4	6	.667	0	0	---	0	1	.000	3	6	9	0	5	0	0	3	0	8	6.8
11/06/2009	POR	v	SA	W.	-	C	6	6	25	6	9	.667	0	0	---	2	2	1.000	2	6	8	0	5	0	0	2	4	14	8.0
11/08/2009	POR	v	MIN	W.	-	C	7	7	22	4	8	.500	0	0	---	3	3	1.000	2	2	4	1	1	0	0	0	2	11	8.4
11/10/2009	POR	@	MEM	W.	-	C	8	8	23	6	10	.600	0	0	---	2	3	.667	3	3	6	1	5	0	0	1	2	14	9.1
11/11/2009	POR	@	MIN	W.	-	C	9	9	26	8	10	.800	0	0	---	2	2	1.000	2	9	11	1	0	0	1	0	1	18	10.1
11/13/2009	POR	@	NO	W.	-	C	10	10	29	4	10	.400	0	0	---	0	0	---	5	7	12	1	4	0	0	0	3	8	9.9
11/14/2009	POR	@	CHA	W.	-	C	11	11	17	4	4	1.000	0	0	---	0	0	---	1	3	4	0	6	1	0	1	4	8	9.7
11/16/2009	POR	@	ATL	.L	1	C	12	12	34	5	9	.556	0	0	---	1	3	.333	2	5	7	0	5	0	1	4	1	11	9.8
11/18/2009	POR	v	DET	W.	-	C	13	13	24	3	7	.429	0	0	---	0	0	---	1	9	10	0	4	0	0	2	3	6	9.5
11/20/2009	POR	@	GS	.L	-	C	14	14	24	6	8	.750	0	0	---	4	5	.800	3	3	6	2	4	0	0	1	1	16	10.0
11/21/2009	POR	v	MIN	W.	-	C	15	15	24	7	9	.778	0	0	---	2	2	1.000	0	5	5	1	2	0	0	1	3	16	10.4
11/23/2009	POR	v	CHI	W.	-	C	16	16	27	7	8	.875	0	0	---	10	12	.833	6	6	12	1	4	0	0	2	2	24	11.3
11/25/2009	POR	v	NJ	W.	-	C	17	17	25	7	11	.636	0	0	---	4	5	.800	6	2	8	2	5	0	1	4	4	18	11.6
11/27/2009	POR	v	MEM	.L	-	C	18	18	28	4	8	.500	0	0	---	5	6	.833	4	6	10	2	4	0	0	2	3	13	11.7
11/28/2009	POR	@	UTA	.L	-	C	19	19	24	4	6	.667	0	0	---	1	2	.500	0	3	3	1	5	0	2	2	0	9	11.6
12/01/2009	POR	v	MIA	.L	-	C	20	20	30	4	13	.308	0	0	---	5	8	.625	11	9	20	2	5	0	1	1	4	13	11.7
12/05/2009	POR	v	HOU	W.	-	C	21	21	4	0	0	---	0	0	---	0	0	---	0	3	3	0	1	0	0	0	0	0	11.1
12/07/2009	POR	@	NY	.L	-	DNP																							
12/09/2009	POR	@	IND	W.	-	DNP																							
12/11/2009	POR	@	CLE	.L	-	DNP																							
12/12/2009	POR	@	MIL	.L	2	DNP																							
12/15/2009	POR	v	SAC	W.	-	DNP																							
12/17/2009	POR	v	PHO	W.	-	INA																							
12/19/2009	POR	@	ORL	.L	-	INA																							
12/20/2009	POR	@	MIA	W.	-	INA																							
12/22/2009	POR	@	DAL	W.	-	INA																							
12/23/2009	POR	@	SA	W.	-	INA																							
12/25/2009	POR	v	DEN	W.	-	INA																							
12/28/2009	POR	v	PRI	.L	-	INA																							
12/30/2009	POR	v	LAC	W.	-	INA																							
01/02/2010	POR	v	GS	W.	-	INA																							
01/04/2010	POR	@	LAC	.L	-	INA																							
01/05/2010	POR	v	MEM	.L	-	INA																							
01/08/2010	POR	v	LAL	W.	-	INA																							
01/10/2010	POR	v	CLE	.L	-	INA																							
01/13/2010	POR	v	MIL	W.	-	INA																							
01/15/2010	POR	v	ORL	W.	-	INA																							
01/18/2010	POR	@	WAS	.L	-	INA																							
01/20/2010	POR	@	PHI	W.	-	INA																							
01/22/2010	POR	@	BOS	.L	1	INA																							
01/23/2010	POR	@	DET	W.	-	INA																							
01/25/2010	POR	v	NO	.L	-	INA																							
01/27/2010	POR	v	UTA	.L	-	INA																							
01/29/2010	POR	@	HOU	.L	-	INA																							
01/30/2010	POR	@	DAL	W.	1	INA																							
02/01/2010	POR	v	CHA	W.	-	INA																							
02/03/2010	POR	@	UTA	.L	-	INA																							
02/04/2010	POR	v	SA	W.	-	INA																							
02/06/2010	POR	v	LAL	.L	-	INA																							
02/09/2010	POR	v	OKC	.L	-	INA																							
02/10/2010	POR	@	PHO	W.	-	INA																							
02/16/2010	POR	v	LAC	W.	-	INA																							
02/19/2010	POR	v	BOS	.L	-	INA																							
02/21/2010	POR	v	UTA	.L	1	INA																							
02/23/2010	POR	@	NJ	W.	-	INA																							
02/24/2010	POR	@	TOR	W.	-	INA																							
02/26/2010	POR	@	CHI	.L	1	INA																							
02/27/2010	POR	@	MIN	W.	-	INA																							
03/01/2010	POR	@	MEM	W.	-	INA																							
03/03/2010	POR	v	IND	W.	-	INA																							
03/07/2010	POR	@	DEN	.L	-	INA																							
03/09/2010	POR	v	SAC	W.	-	INA																							
03/11/2010	POR	@	GS	W.	-	INA																							
03/12/2010	POR	@	SAC	W.	-	INA																							
03/14/2010	POR	v	TOR	W.	-	INA																							
03/19/2010	POR	v	WAS	W.	-	INA																							
03/21/2010	POR	@	PHO	.L	-	INA																							
03/25/2010	POR	v	DAL	W.	-	INA																							
03/27/2010	POR	@	NO	W.	-	INA																							
03/28/2010	POR	@	OKC	W.	-	INA																							
03/31/2010	POR	v	NY	W.	-	INA																							
04/01/2010	POR	@	DEN	.L	-	INA																							
04/03/2010	POR	@																											

#52 – Greg Oden

2009-2010 Regular Season Single-Game Highs

Minutes	34, 11/16/2009, Portland at Atlanta
Field Goals	8, 11/11/2009, Portland at Minnesota
Field Goal Attempts	13, 12/01/2009, Portland vs Miami
Three-Point Field Goals	0, 12/05/2009, Portland vs Houston (21 times)
Three-Point Attempts	0, 12/05/2009, Portland vs Houston (21 times)
Free Throws	10, 11/23/2009, Portland vs Chicago
Free Throw Attempts	12, 11/23/2009, Portland vs Chicago
Offensive Rebounds	11, 12/01/2009, Portland vs Miami
Defensive Rebounds	9, 12/01/2009, Portland vs Miami (3 times)
Rebounds	20, 12/01/2009, Portland vs Miami
Assists	2, 12/01/2009, Portland vs Miami (4 times)
Steals	2, 11/28/2009, Portland at Utah
Turnovers	7, 10/27/2009, Portland vs Houston
Blocked Shots	5, 10/27/2009, Portland vs Houston
Points	24, 11/23/2009, Portland vs Chicago

Career Regular Season Single-Game Highs

Minutes	42, 12/12/2008, Portland vs L.A. Clippers
Field Goals	9, 01/19/2009, Portland vs Milwaukee
Field Goal Attempts	14, 01/19/2009, Portland vs Milwaukee
Three-Point Field Goals	0, 12/05/2009, Portland vs Houston (82 times)
Three-Point Attempts	0, 12/05/2009, Portland vs Houston (82 times)
Free Throws	10, 11/23/2009, Portland vs Chicago
Free Throw Attempts	12, 11/23/2009, Portland vs Chicago
Offensive Rebounds	11, 12/01/2009, Portland vs Miami
Defensive Rebounds	11, 11/30/2008, Portland at Detroit
Rebounds	20, 12/01/2009, Portland vs Miami
Assists	3, 12/30/2008, Portland vs Boston (3 times)
Steals	3, 12/30/2008, Portland vs Boston
Turnovers	7, 10/27/2009, Portland vs Houston
Blocked Shots	6, 02/08/2009, Portland vs New York
Points	24, 11/23/2009, Portland vs Chicago (Twice)

Career Postseason Single-Game Highs

Minutes	22, 04/18/2009, Portland vs Houston
Field Goals	6, 04/18/2009, Portland vs Houston
Field Goal Attempts	7, 04/18/2009, Portland vs Houston
Three-Point Field Goals	0, 04/30/2009, Portland at Houston (6 times)
Three-Point Attempts	0, 04/30/2009, Portland at Houston (6 times)
Free Throws	3, 04/18/2009, Portland vs Houston
Free Throw Attempts	4, 04/28/2009, Portland vs Houston (Twice)
Offensive Rebounds	3, 04/30/2009, Portland at Houston (Twice)
Defensive Rebounds	3, 04/30/2009, Portland at Houston (4 times)
Rebounds	6, 04/30/2009, Portland at Houston
Assists	0, 04/30/2009, Portland at Houston (6 times)
Steals	1, 04/28/2009, Portland vs Houston (Twice)
Turnovers	4, 04/30/2009, Portland at Houston
Blocked Shots	2, 04/30/2009, Portland at Houston (Twice)
Points	15, 04/18/2009, Portland vs Houston



#31 – Jeff Pendergraph

POSITION: Forward

HEIGHT: 6-9

WEIGHT: 240

BIRTHDATE: April 29, 1987

BIRTHPLACE: Ontario, Calif.

HIGH SCHOOL: Etiwanda (Etiwanda, Calif.)

COLLEGE: Arizona State

HOW ACQUIRED/DRAFT BACKGROUND: Acquired by Portland from the Sacramento Kings for Sergio Rodriguez, the draft rights to Jon Brockman (38th pick overall) and cash considerations on June 25, 2009. Originally selected by the Kings in the second round (31st pick overall) of the 2009 NBA Draft.

NBA EXPERIENCE: One season

WITH TRAIL BLAZERS: One season

2009-10: Finished rookie season with averages of 2.7 points, 2.5 rebounds and 10.4 minutes in 39 games (four starts) ... Shot a team-high 66.2% (43-65) from the field ... Netted a career-best 23 points (11-15 FG) April 14 vs. Golden State ... Grabbed a career-high 14 rebounds Dec. 30 vs. L.A. Clippers ... Posted 11 points (4-5 FG) Dec. 28 vs. Philadelphia ... Scored two points in four minutes in his NBA debut Dec. 22 at Dallas ... Underwent surgery to correct a left hip impingement on Sept. 9, 2009.

COLLEGE: Set Arizona State records for games played (126) and started (120), and his 1,588 career points are sixth best by a Sun Devil all-time ... Posted career averages of 12.6 points, 7.5 rebounds and 1.04 blocks ... Second in career rebounds at Arizona State with 942 ... Is the only Sun Devil to lead Arizona State in rebounding in four straight seasons ... **2008-09:** Led the nation in field goal percentage (66.0%) as a senior ... Averaged 14.5 points and 8.2 rebounds ... Named to the Pac-10 First Team ... Posted 11 double-doubles and averaged 16.1 points and 9.0 rebounds in the final 15 games ... Helped lead the Sun Devils to the NCAA Tournament for just the second time in 14 seasons and for just the fourth time in 28 seasons ... **2007-08:** Averaged 12.4 points, 6.4 rebounds and 1.65 blocks ... Named to the Pac-10 Third Team ... Shot 59.3 percent from the field, third best in the conference ... Had 29 points and eight rebounds against Arizona to help the Sun Devils to their first win at Arizona since 1995 ... Shot a career-best 79.3 percent from the free throw line ... Started all 34 games he played ... **2006-07:** Averaged 12.1 points and a collegiate-best 9.1 rebounds ... His rebounding average was also the second best in school history and helped him earn Honorable Mention honors in the conference ... Second in the Pac-10 in field goal percentage (55.1%) and rebounding average (9.1), and fourth in minutes per game (35.5) in league games ... Had 19 rebounds against both Oregon and Colgate ... **2005-06:** Averaged 10.9 points and 6.1 rebounds to place him second and third respectively among all conference freshmen ... Named to the Pac-10 All-Freshmen Team ... Averaged 13.0 points and 8.3 rebounds over the final six games.

HIGH SCHOOL: A 2005 graduate of Etiwanda in Southern California, where he played alongside Hornets guard Darren Collison ... A 2004 "Best in the West" second-team selection by Frank Burlison in the Long Beach Press-Telegram ... Averaged 9.5 points and 10.5 rebounds for an Etiwanda squad that went 31-2 in his senior year and was ranked second in the nation ... Team started season 13-0 ... Etiwanda went 31-3 in his junior year, including 10-0 in the Baseline League, and reached the southern California regional final.

PERSONAL: Led Portland's 2009 NBA Summer League entry with 7.6 rebounds and 1.20 blocked shots to go with 10.8 points in five games (all starts) ... Arrived at Arizona State early in the summer of 2005 to get a head start on classes and the life around Tempe ... Majored in economics ... Plays the piano ... Has a younger sister, Samantha, and a younger brother, Tim ... Was a teammate of Trail Blazers Head Coach Nate McMillan's son, Jamelle, in his final two seasons at Arizona State.

NBA REGULAR SEASON STATISTICS

SEASON/TEAM	G-GS	MIN	FGM-FGA	PCT.	3-Pt. FG			FTM-FTA	PCT.	OFF	Rebounds			AST	PF-DQ	STL	TO	BLK	PTS	Averages		
					FGM-FGA	PCT.					DEF	TOT								RPG	APG	PPG
09-10 Portland	39-4	405	43-65	.662	0-0	.000		18-20	.900	25	73	98		1	76-0	7	12	16	104	2.5	0.0	2.7
TOTALS	39-4	405	43-65	.662	0-0	.000		18-20	.900	25	73	98		1	76-0	7	12	16	104	2.5	0.0	2.7

[illegible]

#31 – Jeff Pendergraph

2009-2010 Regular Season Single-Game Highs

Minutes	30, 01/04/2010, Portland at L.A. Clippers
Field Goals	11, 04/14/2010, Portland vs Golden State
Field Goal Attempts	15, 04/14/2010, Portland vs Golden State
Three-Point Field Goals	0, 04/14/2010, Portland vs Golden State (39 times)
Three-Point Attempts	0, 04/14/2010, Portland vs Golden State (39 times)
Free Throws	4, 02/01/2010, Portland vs Charlotte
Free Throw Attempts	4, 02/01/2010, Portland vs Charlotte (3 times)
Offensive Rebounds	3, 01/04/2010, Portland at L.A. Clippers (3 times)
Defensive Rebounds	11, 12/30/2009, Portland vs L.A. Clippers
Rebounds	14, 12/30/2009, Portland vs L.A. Clippers
Assists	1, 04/14/2010, Portland vs Golden State
Stoals	2, 04/14/2010, Portland vs Golden State (Twice)
Turnovers	3, 02/10/2010, Portland at Phoenix
Blocked Shots	2, 02/23/2010, Portland at New Jersey (4 times)
Points	23, 04/14/2010, Portland vs Golden State



#10 – Joel Przybilla

POSITION: Center

HEIGHT: 7-1

WEIGHT: 255

BIRTHDATE: Oct. 10, 1979

BIRTHPLACE: Monticello, Minn.

HIGH SCHOOL: Monticello (Minn.)

COLLEGE: Minnesota

HOW ACQUIRED/DRAFT BACKGROUND: Signed with Portland as a free agent on Aug. 25, 2004. Originally selected by the Houston Rockets in the first round (ninth pick overall) of the 2000 NBA Draft.

NBA EXPERIENCE: 10 seasons

WITH THE TRAIL BLAZERS: Six seasons

2009-10: Posted averages of 4.1 points, 7.9 rebounds, 0.3 assists, 1.43 blocks and 22.7 minutes in 30 games (nine starts) ... Underwent surgery to repair a re-ruptured right patella tendon on March 8, 2010 ... Underwent surgery to repair a ruptured right patella tendon on Dec. 24, 2009 ... In 29 games before injury, placed second on team in rebounds, offensive rebounds (2.4), and blocked shots ... Pulled in double figures in rebounds in six straight games (12-11/12-20) for first time since a seven-game stretch March 17-28, 2005 ... In 21 games as a reserve, led NBA in rebounds (154), and ranked second in offensive rebounds (50) and blocked shots (27) before entering the starting lineup on Dec. 7.

NBA CAREER: **2008-09:** Averaged 5.5 points, a career-best 8.7 rebounds, 0.3 assists, 1.18 blocks and 23.8 minutes in 82 games (43 starts) ... Led Portland in rebounds in a team-high 43 games (including ties) ... Pulled down double figures in rebounds 34 times, including 14 games of 14 or more boards ... Led the team in field goal shooting (62.5%), rebounds (8.7) and blocks (1.18) ... Was the only Trail Blazer to appear in all 82 games, doing so for the first time in his career ... Notched 11 double-doubles ... **2007-08:** Posted averages of 4.8 points, 8.4 rebounds, 1.21 blocked shots, 23.6 minutes and a 57.8 percent field goal mark ... Ranked No. 24 in the NBA in rebounding (8.4) and No. 28 in blocked shots (1.21) ... His 26 rebounds March 22 at L.A. Clippers tied him with LeRoy Ellis and Bill Walton for the most in franchise history in a regulation game, and fell just one shy of the team-record 27 (set in 2OT) ... **2006-07:** In 43 games (all starts), averaged 2.0 points, 3.9 rebounds, a team-high 1.56 blocked shots and 16.3 minutes ... **2005-06:** Averaged 6.1 points, 7.0 rebounds, 2.3 blocks and 24.9 minutes in 56 games (52 starts) ... Missed 25 games because of patella tendonitis in his right knee ... Led team with 130 blocked shots ... Ranked seventh in the NBA for the second consecutive year in blocks per game (2.32) and 14th in total blocks (130) ... Tied a franchise record for most blocked shots in a game with a career-high nine blocks April 2 at Seattle ... **2004-05:** Averaged 6.4 points, 7.7 rebounds, 2.14 blocked shots and 24.4 minutes in 76 games (50 starts) ... Finished seventh in the NBA in blocked shots (2.14) and 23rd in rebounding (7.7) ... Led team with a 59.8 percent field goal shooting mark ... Totaled 14 double-doubles ... Led the team in rebounds a team-best 36 times ... Pulled down 10-plus boards 27 times ... Blocked five-plus shots 10 times ... **2003-04:** In 12 games (all starts) with Atlanta, averaged 4.0 points, 8.4 rebounds, 1.42 blocked shots and 26.2 minutes ... Appeared in five games with Milwaukee before being traded ... Averaged 0.2 points and 2.0 rebounds in 33 minutes of action with the Bucks ... **2002-03:** Saw action in 32 games with Bucks and averaged 1.5 points, 4.5 rebounds, 1.40 blocks and 17.1 minutes ... Sat out the first 13 games with left ankle bone spurs, then was on injured list for 31 games because of ankle soreness ... **2001-02:** Averaged 2.7 points, 4.0 rebounds, 1.66 blocks and 15.9 minutes in 71 games (62 starts) ... Led team in blocks ... Posted his first career double-double with 12 points and 13 rebounds vs. Detroit Jan. 21 ... **2000-01:** In 33 games (13 starts), averaged 0.8 points, 2.2 rebounds and 0.91 blocks.

PLAYOFFS: Averaged 2.3 points (57.9% FG), 4.9 rebounds, 1.27 blocked shots and 17.9 minutes in 11 career playoff games (nine starts) ... **2009:** Started all six games for Portland, averaging 3.8 points (10-18 FG), 7.3 rebounds (3.2 off.), 2.00 blocks and 27.0 minutes ... Led team in rebounds three times (including ties) ... **2003:** Started three of Milwaukee's five playoff games and averaged 0.5 points and 2.0 rebounds in 8.3 minutes per game ... **2001:** Appeared in one game, playing two minutes for Milwaukee in Game 2 vs. Philadelphia.

CAREER TRANSACTIONS: Acquired by the Atlanta Hawks from the Milwaukee Bucks in a three-team, five-player trade on Feb. 15, 2004. Atlanta also received Michael Doleac and a 2005 second round pick from the New York Knicks, Milwaukee received Keith Van Horn from New York, and the Knicks received Nazr Mohammed from Atlanta and Tim Thomas from Milwaukee ... Acquired by the Bucks from the Houston Rockets for the draft rights to Jason Collier (15th pick overall) and a future first round draft choice on June 28, 2000.

COLLEGE: Played two seasons at Minnesota before entering the NBA Draft.

PERSONAL: Full name is Joel Anthony Przybilla (pronounced PRIZ-billa) ... Married to Noelle and father to Anthony ... Owns an English bulldog named Beanie ... An avid outdoorsman, Joel loves to fish ... Boxes during the off-season as one way to stay in shape ... Lists his favorite movie as "The Big Lebowski" ... At Monticello High School, was two-time winner of Minnesota's Associated Press Player of the Year award.

NBA REGULAR SEASON STATISTICS

SEASON/TEAM	G-GS	MIN	3-PT. FG			PCT.	FTM-FTA	PCT.	OFF	Rebounds			AST	PF-DQ	STL	TO	BLK	PTS	Averages		
			FGM-FGA	PCT.	FGM-FGA					DEF	TOT								RPG	APG	PPG
00-01 Milw.	33-13	270	12-35	.343	0-0	---	3-11	.273	29	42	71		2	56-0	3	13	30	27	2.2	0.1	0.8
01-02 Milw.	71-62	1128	76-142	.535	0-1	.000	38-90	.422	78	205	283		21	199-3	20	43	118	190	4.0	0.3	2.7
02-03 Milw.	32-17	546	18-46	.391	0-0	---	12-24	.500	48	97	145		12	85-1	10	19	45	48	4.5	0.4	1.5
03-04 Milw.-Atl.	17-12	347	18-50	.360	0-0	---	13-31	.419	32	79	111		7	53-1	5	18	17	49	6.5	0.4	2.9
04-05 Portland	76-50	1858	199-333	.598	0-0	---	90-174	.517	178	410	588		74	239-1	24	98	163	488	7.7	1.0	6.4
05-06 Portland	56-52	1395	131-239	.548	0-0	---	82-154	.532	146	245	391		43	149-1	20	76	130	344	7.0	0.8	6.1
06-07 Portland	43-43	701	37-78	.474	0-0	---	10-27	.370	59	109	168		12	124-0	10	40	67	84	3.9	0.3	2.0
07-08 Portland	77-67	1819	144-250	.576	0-1	.000	83-122	.680	195	454	649		27	234-1	13	95	93	371	8.4	0.4	4.8
08-09 Portland	82-43	1952	168-269	.625	0-1	.000	112-169	.663	204	513	717		27	215-0	34	78	97	448	8.7	0.3	5.5
09-10 Portland	30-9	681	45-86	.523	0-0	---	33-51	.647	72	166	238		8	95-2	8	39	43	123	7.9	0.3	4.1
TOTALS	517-368	10698	848-1528	.555	0-3	.000	476-853	.558	1041	2320	3361		233	1449-10	147	519	803	2172	6.5	0.5	4.2

NBA PLAYOFF STATISTICS

SEASON/TEAM	G-GS	MIN	3-PT. FG			PCT.	FTM-FTA	PCT.	OFF	Rebounds			AST	PF-DQ	STL	TO	BLK	PTS	Averages		
			FGM-FGA	PCT.	FGM-FGA					DEF	TOT								RPG	APG	PPG
2001 Milwaukee	1-0	2	0-0	---	0-0	---	0-0	---	0	0	0		0	0-0	0	0	0	0	0.0	0.0	0.0
2003 Milwaukee	4-3	33	1-1	1.000	0-0	---	0-0	---	2	8	10		1	11-0	0	1	2	2	2.5	0.3	0.5
2009 Portland	6-6	162	10-18	.556	0-0	---	3-6	.500	19	25	44		8	21-0	4	3	12	23	7.3	1.3	3.8
TOTALS	11-9	197	11-19	.579	0-0	---	3-6	.500	21	33	54		9	32-0	4	4	14	25	4.9	0.8	2.3

#10 – Joel Przybilla

DATE	TH	@	OPP	WL	O	P	G	GS	MIN	FG	FGA	FG%	FG3	FG3A	FG3%	FT	FTA	FT%	OREB	DREB	REB	AST	PF	DQ	STL	TO	BLK	PTS	PRG
10/27/2009	POR	v	HOV	W.	-	-	1	0	16	1	3	.333	0	0	---	0	0	---	4	6	10	1	6	1	0	2	2	2	2.0
10/29/2009	POR	v	DEN	.L	-	-	2	0	12	1	3	.333	0	0	---	0	0	---	2	4	6	0	5	0	0	0	0	2	2.0
10/31/2009	POR	@	HOV	.L	-	-	3	0	21	1	2	.500	0	0	---	0	0	---	3	3	6	0	0	0	0	2	3	2	2.0
11/01/2009	POR	@	OKC	W.	-	-	4	0	17	1	4	.250	0	0	---	0	0	---	2	3	5	0	4	0	0	2	0	2	2.0
11/03/2009	POR	v	ATL	.L	-	-	5	0	19	2	2	1.000	0	0	---	0	0	---	2	4	6	0	2	0	1	1	2	4	2.4
11/06/2009	POR	v	SA	W.	-	-	6	0	18	1	4	.250	0	0	---	2	2	1.000	6	7	13	0	3	0	0	0	1	4	2.7
11/08/2009	POR	v	MIN	W.	-	-	7	0	26	3	5	.600	0	0	---	1	2	.500	3	10	13	1	4	0	1	2	0	7	3.3
11/10/2009	POR	@	MEM	W.	-	-	8	0	18	1	1	1.000	0	0	---	0	0	---	0	4	4	0	6	1	0	2	0	2	3.1
11/11/2009	POR	@	MIN	W.	-	-	9	0	22	0	2	.000	0	0	---	3	4	.750	3	8	11	0	3	0	0	2	4	3	3.1
11/13/2009	POR	@	NO	W.	-	-	10	0	18	2	3	.667	0	0	---	6	7	.857	3	5	8	0	2	0	1	0	3	10	3.8
11/14/2009	POR	@	CHA	W.	-	-	11	0	26	0	0	---	0	0	---	0	0	---	0	6	6	0	2	0	0	0	2	0	3.5
11/16/2009	POR	@	ATL	.L	1	-	12	0	19	0	0	---	0	0	---	0	0	---	2	1	3	0	2	0	0	1	1	0	3.2
11/18/2009	POR	v	DET	W.	-	-	13	0	24	3	4	.750	0	0	---	0	2	.000	0	5	5	1	4	0	0	0	1	6	3.4
11/20/2009	POR	@	GS	.L	-	-	14	0	20	0	3	.000	0	0	---	0	0	---	5	4	9	0	2	0	0	1	3	0	3.1
11/21/2009	POR	v	MIN	W.	-	-	15	0	21	5	10	.500	0	0	---	4	6	.667	6	5	11	0	4	0	0	0	2	14	3.9
11/23/2009	POR	v	CHI	W.	-	-	16	0	17	3	3	1.000	0	0	---	2	2	1.000	1	2	3	0	2	0	0	0	0	8	4.1
11/25/2009	POR	v	NJ	W.	-	-	17	0	18	1	3	.333	0	0	---	0	2	.000	3	7	10	1	0	0	0	5	1	2	4.0
11/27/2009	POR	v	MEM	.L	-	-	18	0	17	0	0	---	0	0	---	0	0	---	1	3	4	0	3	0	0	0	0	0	3.8
11/28/2009	POR	@	UTA	.L	-	-	19	0	18	1	1	1.000	0	0	---	0	0	---	2	3	5	0	3	0	0	1	1	2	3.7
12/01/2009	POR	v	MIA	.L	-	-	20	0	14	0	0	---	0	0	---	0	0	---	1	3	4	0	5	0	0	2	0	0	

#10 – Joel Przybilla

2009-2010 Regular Season Single-Game Highs

Minutes	44, 12/12/2009, Portland at Milwaukee
Field Goals	5, 11/21/2009, Portland vs Minnesota
Field Goal Attempts	10, 11/21/2009, Portland vs Minnesota
Three-Point Field Goals	0, 12/22/2009, Portland at Dallas (30 times)
Three-Point Attempts	0, 12/22/2009, Portland at Dallas (30 times)
Free Throws	6, 11/13/2009, Portland at New Orleans
Free Throw Attempts	7, 12/09/2009, Portland at Indiana (Twice)
Offensive Rebounds	6, 11/21/2009, Portland vs Minnesota (Twice)
Defensive Rebounds	11, 12/05/2009, Portland vs Houston
Rebounds	13, 11/08/2009, Portland vs Minnesota (Twice)
Assists	2, 12/20/2009, Portland at Miami (Twice)
Steals	2, 12/12/2009, Portland at Milwaukee
Turnovers	5, 11/25/2009, Portland vs New Jersey
Blocked Shots	4, 12/12/2009, Portland at Milwaukee (Twice)
Points	14, 11/21/2009, Portland vs Minnesota

Career Regular Season Single-Game Highs (Games with all teams)

Minutes	44, 12/12/2009, Portland at Milwaukee (Twice)
Field Goals	8, 11/30/2005, Portland at Washington (6 times)
Field Goal Attempts	16, 03/16/2005, Portland at Houston
Three-Point Attempts	1, 11/24/2008, Portland vs Sacramento (3 times)
Free Throws	6, 11/13/2009, Portland at New Orleans (3 times)
Free Throw Attempts	10, 01/21/2002, Milwaukee at Detroit
Offensive Rebounds	10, 12/04/2005, Portland vs Utah (Twice)
Defensive Rebounds	18, 03/22/2008, Portland at L.A. Clippers
Rebounds	26, 03/22/2008, Portland at L.A. Clippers
Assists	4, 02/04/2006, Portland at Denver (7 times)
Steals	3, 11/22/2008, Portland at Phoenix (4 times)
Turnovers	6, 03/25/2008, Portland vs Washington
Blocked Shots	9, 04/02/2006, Portland at Seattle
Points	19, 04/06/2005, Portland vs Golden State (Twice)

Career Regular Season Single-Game Highs (With Portland only)

Minutes	44, 12/12/2009, Portland at Milwaukee (Twice)
Field Goals	8, 11/30/2005, Portland at Washington (6 times)
Field Goal Attempts	16, 03/16/2005, Portland at Houston
Three-Point Attempts	1, 11/24/2008, Portland vs Sacramento (Twice)
Free Throws	6, 11/13/2009, Portland at New Orleans (Twice)
Free Throw Attempts	9, 01/31/2009, Portland vs Utah (Twice)
Offensive Rebounds	10, 12/04/2005, Portland vs Utah (Twice)
Defensive Rebounds	18, 03/22/2008, Portland at L.A. Clippers
Rebounds	26, 03/22/2008, Portland at L.A. Clippers
Assists	4, 02/04/2006, Portland at Denver (7 times)
Steals	3, 11/22/2008, Portland at Phoenix (4 times)
Turnovers	6, 03/25/2008, Portland vs Washington
Blocked Shots	9, 04/02/2006, Portland at Seattle
Points	19, 04/06/2005, Portland vs Golden State (Twice)

Career Postseason Single-Game Highs (Games with all teams)

Minutes	38, 04/21/2009, Portland vs Houston
Field Goals	4, 04/18/2009, Portland vs Houston
Field Goal Attempts	8, 04/18/2009, Portland vs Houston
Three-Point Field Goals	0, 04/30/2009, Portland at Houston (11 times)
Three-Point Attempts	0, 04/30/2009, Portland at Houston (11 times)
Free Throws	2, 04/21/2009, Portland vs Houston
Free Throw Attempts	4, 04/21/2009, Portland vs Houston
Offensive Rebounds	6, 04/30/2009, Portland at Houston
Defensive Rebounds	7, 04/26/2009, Portland at Houston
Rebounds	12, 04/26/2009, Portland at Houston
Assists	4, 04/28/2009, Portland vs Houston
Steals	2, 04/28/2009, Portland vs Houston
Turnovers	2, 04/21/2009, Portland vs Houston
Blocked Shots	5, 04/30/2009, Portland at Houston
Points	8, 04/18/2009, Portland vs Houston



#7 – Brandon Roy

POSITION: Guard

HEIGHT: 6-6

WEIGHT: 211

BIRTHDATE: July 23, 1984

BIRTHPLACE: Seattle, Wash.

HIGH SCHOOL: Garfield (Seattle)

COLLEGE: Washington

HOW ACQUIRED/DRAFT BACKGROUND: Acquired by Portland from the Minnesota Timberwolves for the draft rights to Randy Foye (seventh pick overall) via the Boston Celtics on June 28, 2006. Originally selected by the Timberwolves in the first round (sixth pick overall) of the 2006 NBA Draft.

NBA EXPERIENCE: Four seasons

WITH THE TRAIL BLAZERS: Four seasons

2009-10: Averaged 21.5 points, 4.4 rebounds, 4.7 assists, 0.94 steals and 37.2 minutes in 65 games (all starts) ... Led team and ranked 11th among NBA leaders in scoring ... One of four NBA players that averaged at least 21.5 points, 4.4 rebounds and 4.7 assists (K. Bryant, L. James, D. Wade) ... Led team in scoring a team-best 36 times (inc. ties) ... Netted 20-plus points in 41 games ... Ranked second on team in assists, leading squad 24 times (inc. ties) ... Honored as Western Conference Player of the Week for the week ending March 14, joining only Clyde Drexler as a five-time winner of the award in franchise history ... Named an All-Star for the third consecutive season on Jan. 28 ... Blocked a career-high three shots March 3 vs. Indiana ... Became the third-fastest Trail Blazer to record his first 5,000 points in Portland (247 games) Jan. 10 vs. Cleveland ... Scored 23 points or more in 15 straight appearances (12/1-1/2), the longest string of 23-point games in a season in franchise history (27.9 ppg) ... His streak of 15 straight games of 23-plus points was the longest run in a season in the NBA since Kobe Bryant achieved the mark in 16 straight games, March 9-April 8, 2008 ... Made a career-best 16 field goals (of 26) in scoring 41 points, including a career-best 25 in the first half, Dec. 25 vs. Denver ... Passed out a season-best 10 assists in recording his first double-double (25 points) Dec. 15 vs. Sacramento ... Grabbed a season-best nine rebounds to go with 17 points Nov. 16 at Atlanta ... Scored a season-high 42 points, his second-highest career total, and matched a career high with five treys Oct. 31 in Houston.

NBA CAREER: 2008-09: Posted team highs of 22.6 points, 5.1 assists, 1.13 steals and 37.2 minutes to go with 4.7 rebounds in 78 games (all starts) ... Tallied 20-plus points in 55 contests, including 12 games of 30 or more ... Led team in scoring 51 times and assists in 35 games (including ties) ... Led Portland in steals a team-high 27 times (including ties) ... Team leader with 5.33 free throws made and 6.47 free throw attempts per game (82.4%) ... Set career highs in scoring (22.6), rebounds (4.7, tied), field goal shooting (48.0%), 3-point shooting (37.7%, tied) and games (78) ... Ranked 17th in the NBA in assist-to-turnover ratio (2.63) ... Ranked 10th in the NBA in scoring, 23rd in assists, 34th in steals and 22nd in minutes ... Named to the All-NBA Second Team, becoming the first Trail Blazer to make an All-NBA squad since Clyde Drexler in 1991-92 ... Selected to the Western Conference All-Star Team, netting 14 points (7-8 FG), five rebounds and five assists ... Named Western Conference Player of the Week for the weeks ending Nov. 30 and April 12 ... Tied the franchise record for steals in a game with 10 on Jan. 24 vs. Washington ... Rang up a career-high 52 points (14-27 FG, 5-7 3-PT, 19-21 FT) Dec. 18 vs. Phoenix, setting the record for points in a game in Portland and placing second on the all-time list for scoring in a game by a Trail Blazer ... **2007-08:** Averaged a team-high 19.1 points, 4.7 rebounds, a team-best 5.8 assists and a team-high 37.7 minutes in 74 games (all starts) ... Ranked among NBA leaders in assists (No. 16), minutes (No. 20) and points (No. 35) ... Also ranked No. 11 in the NBA with a 3.16 assist-to-turnover ratio ... Led team in scoring 38 times (team high), rebounding four times and assists 40 times (team high) ... Scored in double-digits 65 times, including 41 games of 20-plus and two of 30-plus ... Registered nine double-doubles, ranking second on the team ... Earned spots on both the Western Conference All-Star Team and the T-Mobile Rookie Challenge sophomore squad at All-Star Weekend in New Orleans ... In the All-Star Game, played a team-high 29 minutes, poured in a team-high tying 18 points (8-10 FG, 2-3 3-PT), pulled down nine rebounds, handed out five assists and collected a steal in the West's 134-128 loss ... His 18 points mark the second-highest total from a Trail Blazer in an All-Star game (Drexler, 25) ... In the T-Mobile Rookie Challenge, registered 17 points (5-10 FG, 1-1 3-PT, 6-8 FT), seven assists, two steals, two rebounds and 26 minutes in the Sophomores' 136-109 victory ... Named Western Conference Player of the Week for the weeks ending Dec. 9 and Dec. 16, becoming only the second Trail Blazer to receive the honor in back-to-back weeks (Drexler) ... Registered first career triple-double with 20 points, 10 rebounds and 11 assists Feb. 1 vs. New York ... **2006-07:** Posted averages of 16.8 points, 4.4 rebounds, 4.0 assists, 1.18 steals and 35.4 minutes in 57 games (55 starts) ... Named T-Mobile NBA Rookie of the Year, becoming the third player in franchise history to win the award ... Earned unanimous selection to T-Mobile NBA All-Rookie First Team by a vote of NBA head coaches ... Member of the rookie squad in the Rookie-Sophomore game at All-Star Weekend in Las Vegas ... Garnered Western Conference Rookie of the Month honors in January, February and March ... Netted 10-plus points 49 times, including 16 games with 20-plus points ... Led or co-led team in points 14 times, rebounds four times and assists 17 times ... Picked up four double-doubles ... Led all rookies in points, assists and minutes per game ... Finished No. 7 among rookies in rebounds, No. 3 in free throw percentage, No. 6 in field goal percentage, No. 2 in steals and No. 6 in 3-point field goal percentage ... Missed 19 games with a heel injury.

PLAYOFFS: 2009: Started all six games for Portland, averaging a team-best 26.7 points (45.9% FG, 87.0% FT) to add to 4.8 rebounds, 2.8 assists, 1.33 steals and 39.7 minutes ... His 26.7 points per game were seventh-best in the 2009 NBA playoffs and ranked fourth by a Trail Blazer in a single postseason ... Netted 19 points or more in every game ... Led Portland in scoring five times (including ties) ... His 42 points on April 21 vs. Houston were the most scored in NBA history by a player in his first or second career playoff game and tied for the second-most points in franchise playoff history ... Became third Trail Blazer to make at least 13 free throws without a miss (13-13 FT) in a postseason game on Apr. 26 at Houston.

COLLEGE: Listed as a finalist for the Wooden Award, Naismith Award, Oscar Robertson Trophy, and the Adolph Rupp Player of the Year ... Finished collegiate career as Washington's 10th all-time leading scorer with 1,477 points and ranked sixth in assists with 308 ... **2005-06:** Named Pac-10 Player of the Year ... Earned consensus First Team All-America honors ... Averaged 20.2 points, 5.6 rebounds and 4.1 assists in 33 games (all starts) ... Ranked second in the Pac-10 in scoring (20.2), third in field goal percentage (.508), fourth in assists (4.1), fifth in 3-point field goal percentage (.402), fifth in free throw percentage (.810), ninth in steals (1.4) and 11th in rebounds (5.6) ... Finished the season ranked fourth all-time in single-season scoring for the school with 666 points ... Led team with 135 assists ... **2004-05:** Averaged 12.8 points, 5.0 rebounds, 2.2 assists and 24.2 minutes in 26 games (five starts) ... Missed seven games due to a lateral meniscus tear in his right knee ... Ranked second in the Pac-10 in field goal percentage (.565) ... **2003-04:** Averaged 12.9 points, 5.3 rebounds and 3.3 assists in 31 games (all starts) ... Led the team in rebounds and ranked second in scoring, assists and steals ... **2002-03:** Averaged 6.1 points and 2.9 rebounds in 13 games (two starts) ... Joined the team midseason after being declared eligible by the NCAA on Jan. 16.

PERSONAL: Honored as the winner of the 2009 Magic Johnson Award, presented to an NBA player who combines excellence on the court with outstanding cooperation with the media ... Named the NBA's Northwest Division winner and an NBA finalist for the 2007-08 Sportsmanship Award, given annually to the player who best represents the ideals of on-court sportsmanship ... Brandon and fiancé Tiana are the parents of Brandon Jr. and Mariah ... Majored in American Ethnic Studies in college ... Has two brothers and one sister ... Grew up in Seattle playing youth basketball with fellow Trail Blazer Martell Webster.

#7 – Brandon Roy

NBA REGULAR SEASON STATISTICS

SEASON/TEAM	G-GS	MIN	FGM-FGA	PCT.	3-Pt. FG		FTM-FTA	PCT.	OFF	Rebounds			PF-DQ	STL	TO	BLK	PTS	Averages		
					FGM-FGA	PCT.				DEF	TOT	AST						RPG	APG	PPG
06-07 Portland	57-55	2015	349-765	.456	55-146	.377	202-241	.838	58	192	250	230	139-1	67	116	10	955	4.4	4.0	16.8
07-08 Portland	74-74	2792	531-1170	.454	73-215	.340	281-373	.753	81	267	348	430	147-1	79	136	16	1416	4.7	5.8	19.1
08-09 Portland	78-78	2903	633-1318	.480	83-220	.377	416-505	.824	104	266	370	400	127-1	88	152	22	1765	4.7	5.1	22.6
09-10 Portland	65-65	2419	491-1038	.473	73-221	.330	343-440	.780	73	212	285	305	136-0	61	129	16	1398	4.4	4.7	21.5
TOTALS	274-272	10128	2004-4291	.467	284-802	.354	1242-1559	.797	316	937	1253	1365	549-3	295	533	64	5534	4.6	5.0	20.2

NBA PLAYOFF STATISTICS

SEASON/TEAM	G-GS	MIN	FGM-FGA	PCT.	3-Pt. FG			FTM-FTA	PCT.	OFF	Rebounds			AST	PF-DO	STL	TO	BLK	PTS	Averages		
					FGM-FGA	PCT.	FTM-FGA				DEF	TOT	RPG							APG	PPG	
2009 Portland	6-6	238	56-122	.459	8-17	.471		40-46	.870	8	23	29	17	15-1	8	13	7	160	4.8	2.8	26.7	
TOTALS	6-6	238	56-122	.459	8-17	.471		40-46	.870	8	23	29	17	15-1	8	13	7	160	4.8	2.8	26.7	

NBA ALL-STAR STATISTICS

SEASON/TEAM	G-GS	MIN	FGM-FGA	PCT.	3-Pt. FG		FTM-FTA	PCT.	OFF	Rebounds			AST	PF-DQ	STL	TO	BLK	PTS	Averages		
					FGM-FGA	PCT.				DEF	TOT	RPG							APG	PPG	
2008 West	1-0	29	8-10	.800	2-3	.667	0-0	---	1	8	9	5	2-0	1	0	1	18	9.0	5.0	18.0	
2009 West	1-0	31	7-8	.875	0-0	---	0-0	---	0	5	5	5	2-0	0	0	0	14	5.0	5.0	14.0	
2010 West	DND – Right Hamstring																				
TOTALS	2-0	60	15-18	.833	2-3	.667	0-0	---	1	13	14	10	4-0	1	0	1	32	7.0	5.0	16.0	

#7 – Brandon Roy

DATE	TH	Q	OPP	WL	O	P	G	GS	MIN	FG	FGA	FG%	FG3	FG3A	FG3%	FT	FTA	FT%	OREB	DREB	REB	AST	PF	DQ	STL	TO	BLK	PTS	PPG
10/27/2009	POR	W	HOU	W	-	G	1	1	37	5	18	.278	0	2	.000	10	11	.909	1	4	5	5	2	0	1	3	1	20	20.0
10/29/2009	POR	W	DEN	L	-	G	2	2	33	6	16	.375	2	6	.333	16	18	.889	0	5	5	5	4	0	0	1	0	30	25.0
10/31/2009	POR	W	HOU	L	-	G	3	3	41	12	20	.600	5	7	.714	13	13	1.000	1	5	6	4	3	0	1	3	0	42	30.7
11/01/2009	POR	W	OKC	W	-	G	4	4	39	5	17	.294	1	5	.200	5	7	.714	0	3	3	5	2	0	1	1	0	16	27.0
11/03/2009	POR	W	ATL	L	-	G	5	5	42	8	19	.421	1	6	.167	2	3	.667	0	2	2	6	2	0	0	2	0	19	25.4
11/06/2009	POR	W	SA	W	-	F	6	6	36	9	15	.600	1	3	.333	5	8	.625	0	5	5	2	2	0	0	1	0	24	25.2
11/08/2009	POR	W	MIN	W	-	F	7	7	26	1	6	.167	0	1	.000	0	0	---	0	6	6	7	2	0	1	1	0	2	21.9
11/10/2009	POR	W	MEM	W	-	F	8	8	39	6	11	.545	2	4	.500	6	8	.750	1	0	1	7	4	0	0	3	1	20	21.6
11/11/2009	POR	W	MIN	W	-	F	9	9	26	7	11	.636	0	3	.000	0	0	---	0	2	2	5	0	0	0	0	1	14	20.8
11/13/2009	POR	W	NO	W	-	F	10	10	38	5	16	.313	1	2	.500	4	7	.571	2	6	8	6	3	0	0	3	0	15	20.2
11/14/2009	POR	W	CHA	W	-	F	11	11	40	9	16	.563	1	1	1.000	6	7	.857	1	6	7	9	2	0	0	4	0	25	20.6
11/16/2009	POR	W	ATL	L	1	F	12	12	43	7	15	.467	1	3	.333	2	2	1.000	1	8	9	4	5	0	0	3	0	17	20.3
11/18/2009	POR	W	DET	W	-	F	13	13	36	7	14	.500	2	3	.667	4	4	1.000	1	3	4	5	2	0	0	2	0	20	20.3
11/20/2009	POR	W	GS	L	-	F	14	14	38	6	17	.353	1	5	.200	4	4	1.000	2	2	4	1	4	0	1	3	0	17	20.1
11/21/2009	POR	W	MIN	W	-	G	15	15	32	8	15	.533	1	4	.250	1	5	.200	0	1	1	5	1	0	0	1	0	18	19.9
11/23/2009	POR	W	CHI	W	-	G	16	16	36	6	13	.462	1	3	.333	5	7	.714	0	2	2	7	3	0	0	0	0	18	19.8
11/25/2009	POR	W	NJ	W	-	G	17	17	39	5	10	.500	1	3	.333	2	4	.500	0	2	2	5	1	0	0	3	0	13	19.4
11/27/2009	POR	W	MEM	L	-	G	18	18	42	9	22	.409	2	6	.333	6	7	.857	2	6	8	9	2	0	2	3	0	26	19.8
11/28/2009	POR	W	UTA	L	-	G	19	19	32	7	13	.538	0	1	.000	5	5	1.000	1	3	4	4	3	0	3	3	0	19	19.7
12/01/2009	POR	W	MIA	L	-	G	20	20	42	9	25	.360	3	8	.375	4	5	.800	3	2	5	5	2	0	1	3	0	25	20.0
12/05/2009	POR	W	HOU	W	-	G	21	21	42	9	15	.600	1	2	.500	9	9	1.000	1	2	3	3	4	0	2	4	0	28	20.4
12/07/2009	POR	W	NY	L	-	G	22	22	40	9	19	.474	0	4	.000	9	10	.900	2	4	6	3	3	0	2	5	0	27	20.7
12/09/2009	POR	W	IND	W	-	G	23	23	36	11	21	.524	1	3	.333	6	10	.600	1	6	7	5	2	0	0	1	0	29	21.0
12/11/2009	POR	W	CLE	L	-	G	24	24	40	9	25	.360	2	7	.286	3	3	1.000	2	1	3	6	2	0	3	3	0	23	21.1
12/12/2009	POR	W	MTL	L	2	G	25	25	49	8	24	.333	1	3	.333	6	8	.750	0	8	8	6	4	0	0	4	0	23	21.2
12/15/2009	POR	W	SAC	W	-	G	26	26	44	10	20	.500	1	3	.333	4	7	.571	2	3	5	10	1	0	0	5	0	25	21.3
12/17/2009	POR	W	PHO	W	-	G	27	27	42	9	22	.409	2	5	.400	7	11	.636	3	5	8	4	3	0	3	1	0	27	21.6
12/19/2009	POR	W	ORL	L	-	G	28	28	42	13	27	.481	1	6	.167	6	8	.750	1	3	4	1	1	0	1	2	0	33	22.0
12/20/2009	POR	W	MIA	W	-	G	29	29	41	11	14	.786	5	5	1.000	1	1	1.000	2	2	4	8	1	0	0	3	0	28	22.2
12/22/2009	POR	W	DAL	W	-	G	30	30	41	7	19	.368	1	4	.250	8	8	1.000	1	2	3	6	1	0	4	2	1	23	22.2
12/23/2009	POR	W	SA	W	-	DNP																							
12/25/2009	POR	W	DEN	W	-	G	31	31	43	16	26	.615	3	6	.500	6	6	1.000	2	4	6	4	3	0	1	2	0	41	22.8
12/28/2009	POR	W	PHI	L	-	G	32	32	42	9	20	.450	3	8	.375	3	7	.429	0	3	3	1	0	0	2	1	0	24	22.8
12/30/2009	POR	W	LAC	W	-	G	33	33	37	12	20	.600	0	2	.000	1	1	1.000	4	3	7	6	2	0	1	4	0	25	22.9
01/02/2010	POR	W	GS	W	-	G	34	34	41	12	16	.750	1	2	.500	12	14	.857	3	3	6	5	2	0	2	1	0	37	23.3
01/04/2010	POR	W	LAC	L	-	G	35	35	40	3	12	.250	0	3	.000	0	0	---	0	4	4	6	2	0	0	3	1	6	22.8
01/05/2010	POR	W	MEM	L	-	G	36	36	44	9	18	.500	1	4	.250	8	10	.800	1	2	3	9	4	0	3	2	0	27	22.9
01/08/2010	POR	W	LAL	W	-	G	37	37	38	9	11	.818	1	2	.500	13	14	.929	0	5	5	6	3	0	1	0	0	32	23.2
01/10/2010	POR	W	CLE	L	-	G	38	38	45	14	23	.609	3	7	.429	3	8	.375	0	4	4	3	3	0	1	2	0	34	23.5
01/13/2010	POR	W	MTL	W	-	G	39	39	27	7	10	.700	1	3	.333	7	7	1.000	0	1	1	4	0	0	3	1	0	22	23.4
01/15/2010	POR	W	ORL	W	-	DNP																							
01/18/2010	POR	W	WAS	L	-	DNP																							
01/20/2010	POR	W	PHI	W	-	G	40	40	18	4	6	.667	1	1	1.000	1	2	.500	0	4	4	2	1	0	1	0	0	10	23.1
01/22/2010	POR	W	BOS	L	1	DNP																							
01/23/2010	POR	W	DET	W	-	DNP																							
01/25/2010	POR	W	ND	L	-	DNP																							
01/27/2010	POR	W	UTA	L	-	DNP																							
01/29/2010	POR	W	HOU	L	-	DNP																							
01/30/2010	POR	W	DAL	W	1	DNP																							
02/01/2010	POR	W	CHA	W	-	DNP																							
02/03/2010	POR	W	UTA	L	-	DNP																							
02/04/2010	POR	W	SA	W	-	DNP																							
02/06/2010	POR	W	LAL	L	-	DNP																							
02/09/2010	POR	W	OKC	L	-	DNP																							
02/10/2010	POR	W	PHO	W	-	DNP																							
02/16/2010	POR	W	LAC	W	-	G	41	41	15	2	7	.286	0	0	---	0	1	.000	0	0	0	1	1	0	2	1	0	4	22.6
02/19/2010	POR	W	BOS	L	-	G	42	42	34	3	8	.375	1	2	.500	2	5	.400	1	3	4	1	1	0	0	2	1	9	22.3
02/21/2010	POR	W	UTA	L	1	G	43	43	34	7	15	.467	2	5	.400	7	11	.636	1	2	3	4	2	0	0	5	1	23	22.3
02/23/2010	POR	W	NJ	W	-	G	44	44	37	9	14	.643	0	0	---	10	13	.769	0	4	4	4	2	0	0	0	0	28	22.5
02/24/2010	POR	W	TOR	W	-	G	45	45	38	8	17	.471	1	3	.333	3	5	.600	1	4	5	5	1	0	1	1	0	20	22.4
02/26/2010	POR	W	CHI	L	1	G	46	46	45	8	19	.421	1	4	.250	6	8	.750	1	3	4	6	5	0	1	1	1	23	22.4
02/27/2010	POR	W	MIN	W	-	G	47	47	28	2	7	.286	0	2	.000	3	4	.750	2	2	4	9	1	0	3	1	0	7	22.1
03/01/2010	POR	W	MEM	W	-	G	48	48	40	7	18	.389	2	6	.333	9	9	1.000	1	6	7	5	3	0	3	3	0	25	22.1
03/03/2010	P																												

#7 – Brandon Roy

2009-2010 Regular Season Single-Game Highs

Minutes	49, 12/12/2009, Portland at Milwaukee
Field Goals	16, 12/25/2009, Portland vs Denver
Field Goal Attempts	27, 12/19/2009, Portland at Orlando
Three-Point Field Goals	5, 12/20/2009, Portland at Miami (Twice)
Three-Point Attempts	8, 12/28/2009, Portland vs Philadelphia (Twice)
Free Throws	16, 10/29/2009, Portland vs Denver
Free Throw Attempts	18, 10/29/2009, Portland vs Denver
Offensive Rebounds	4, 04/09/2010, Portland vs Dallas (3 times)
Defensive Rebounds	8, 12/12/2009, Portland at Milwaukee (Twice)
Rebounds	9, 11/16/2009, Portland at Atlanta
Assists	10, 12/15/2009, Portland vs Sacramento
Steals	4, 12/22/2009, Portland at Dallas
Turnovers	5, 02/21/2010, Portland vs Utah (3 times)
Blocked Shots	3, 03/03/2010, Portland vs Indiana
Points	42, 10/31/2009, Portland at Houston

Career Regular Season Single-Game Highs

Minutes	53, 12/12/2008, Portland vs L.A. Clippers
Field Goals	16, 12/25/2009, Portland vs Denver
Field Goal Attempts	30, 12/12/2008, Portland vs L.A. Clippers
Three-Point Field Goals	5, 12/20/2009, Portland at Miami (4 times)
Three-Point Attempts	8, 12/28/2009, Portland vs Philadelphia (Twice)
Free Throws	19, 12/18/2008, Portland vs Phoenix
Free Throw Attempts	21, 12/18/2008, Portland vs Phoenix
Offensive Rebounds	5, 02/06/2009, Portland at Oklahoma City (Twice)
Defensive Rebounds	12, 02/21/2008, Portland vs Seattle
Rebounds	14, 02/21/2008, Portland vs Seattle
Assists	12, 04/08/2008, Portland vs L.A. Lakers (Twice)
Steals	10, 01/24/2009, Portland vs Washington
Turnovers	6, 04/08/2009, Portland at San Antonio (Twice)
Blocked Shots	3, 03/03/2010, Portland vs Indiana
Points	52, 12/18/2008, Portland vs Phoenix

Career Postseason Single-Game Highs

Minutes	43, 04/26/2009, Portland at Houston
Field Goals	15, 04/21/2009, Portland vs Houston
Field Goal Attempts	27, 04/21/2009, Portland vs Houston
Three-Point Field Goals	2, 04/30/2009, Portland at Houston (4 times)
Three-Point Attempts	4, 04/28/2009, Portland vs Houston
Free Throws	13, 04/26/2009, Portland at Houston
Free Throw Attempts	13, 04/26/2009, Portland at Houston
Offensive Rebounds	3, 04/24/2009, Portland at Houston
Defensive Rebounds	7, 04/21/2009, Portland vs Houston
Rebounds	7, 04/24/2009, Portland at Houston (Twice)
Assists	5, 04/26/2009, Portland at Houston
Steals	3, 04/26/2009, Portland at Houston
Turnovers	4, 04/26/2009, Portland at Houston
Blocked Shots	3, 04/26/2009, Portland at Houston
Points	42, 04/21/2009, Portland vs Houston



#23 – Martell Webster

POSITION: Guard/Forward

HEIGHT: 6-7

WEIGHT: 235

BIRTHDATE: Dec. 4, 1986

BIRTHPLACE: Edmonds, Wash.

HIGH SCHOOL: Seattle Prep (Seattle)

HOW ACQUIRED/DRAFT BACKGROUND: Selected by Portland in the first round (sixth pick overall) of the 2005 NBA Draft.

NBA EXPERIENCE: Five seasons

WITH THE TRAIL BLAZERS: Five seasons

2009-10: Totaled averages of 9.4 points, 3.3 rebounds, 0.8 assists and 24.5 minutes in 82 games (49 starts) ... Scored in double figures 37 times, including 10 games of 20-plus points ... Totaled career highs of 45 steals and 40 blocks ... His 42 three-pointers in January (15 games) were tied for the most by any NBA player (A. Brooks) ... Matched a career high with 28 points (9-13 FG), including a career-best seven three-point field goals (of 11), Feb. 16 vs. L.A. Clippers ... Scored in double figures in nine straight games for first time in career (12/30-1/18) ... Netted 20-plus points in three straight games (1/2-1/5) for the first time in career (22.3 ppg) ... Netted a career-high tying 28 points on six three-pointers in all 48 minutes Jan. 23 at Detroit ... Notched his first career double-double with 21 points and a career-high 13 rebounds Nov. 21 vs. Minnesota.

NBA CAREER: **2008-09:** Suffered a stress fracture in his left foot (fifth metatarsal) in an Oct. 7 preseason game vs. Sacramento ... Underwent foot surgery on Oct. 9, 2008, to repair the stress fracture ... Played five minutes in his only action of the season Dec. 7 in Toronto before re-aggravating the injury and missing the rest of the season ... **2007-08:** Averaged career highs of 10.7 points, 3.9 rebounds, 1.2 assists and 28.4 minutes in 75 games (70 starts) ... Registered career highs in field goal percentage (42.2%) and 3-point percentage (38.3%) ... Led the team with 123 3-pointers ... Played in the team's first 75 games before experiencing an irregular heartbeat prior to the April 3 game vs. Houston – after a series of tests, was cleared to play, but remained sidelined for rest of the season ... Led team in scoring eight times and rebounding three times ... Logged 38 games of double-digit scoring and seven games with 20 points or more ... Sank at least three 3-pointers 21 times ... Ranked fourth on the team in scoring ... Poured in a season-high 26 points (24 in third quarter alone), grabbed six rebounds and dished three assists Jan. 5 vs. Utah ... **2006-07:** Averaged 7.0 points, 2.9 rebounds and 21.5 minutes in 82 games (27 starts) ... Scored 10-plus points 25 times, including two games of 20-plus points ... Converted at least three 3-pointers in 13 games and at least four 3-pointers five times ... Paced the team with 91 3-pointers ... **2005-06:** In rookie NBA season, posted 6.6 points, 2.1 rebounds and 17.5 minutes in 61 games (18 starts) ... Was 61-for-71 (.859) from the free throw line ... Led or co-led the team in points five times, rebounds twice and assists once ... Registered double figures in points 18 times, including 20-plus twice ... Assigned to Fort Worth of NBA Development League Jan. 15 ... Was recalled Feb. 3 from Fort Worth, where he averaged 25.0 minutes, 10.8 points, 3.0 rebounds and 0.6 assists in eight games ... In 33 games following his stint in the D-League, tallied averages of 8.7 points and 3.0 rebounds while shooting 45.0 percent from the field ... Logged first NBA start Dec. 4 (his 19th birthday) vs. Utah.

HIGH SCHOOL: One of 10 finalists for the Naismith Award, an honor that goes to the nation's top high school player ... Selected to the 2005 McDonald's All-American team ... Parade Magazine All-America First Team ... USA Today's Preseason Super 25 ... Selected as one of the top eight juniors in the country in 2004 by USA Today ... Originally committed to play for the University of Washington ... In the Nike Hoop Summit against top international competition, scored 21 points on 9-of-14 shooting to help the USA Select Team defeat the World Select Team, 106-98 ... Scored 22 points in the Jordan Classic ... Registered 16 points and six rebounds in the McDonald's High School All-American game.

PERSONAL: Became a father during the 2008-09 season to Nylah Grace ... Served as the ambassador of the 2008 Trail Blazers Street Jam, benefiting Special Olympics Oregon ... Grew up playing basketball with teammate and fellow Seattle native Brandon Roy ... When drafted, was the highest pick by the Trail Blazers since the team selected Kentucky's Sam Bowie as the No. 2 selection in the 1984 NBA Draft ... Favorite breakfast cereals are Fruity Pebbles and Peanut Butter Captain Crunch ... Interests include classic cars, music, reading and airplanes ... Wanted to be a pilot growing up ... Biggest influence in his life has been Beulah Walker, his great aunt, who raised him from the time he was three years old ... Has a sister, Chi-Chi, and a brother, Bobby ... Cousin of Jason Terry of the Dallas Mavericks ... Changed his jersey number to 23, the number he wore in high school, prior to the 2009-10 season.

NBA REGULAR SEASON STATISTICS

SEASON/TEAM	G-GS	MIN	FGM-FGA	PCT.	3-PL FG				FTM-FTA	PCT.	OFF	Rebounds			AST	PF-DQ	STL	TO	BLK	PTS	Averages		
					FGM-FGA	PCT.	DEF	TOT				RPG	APG	PPG									
05-06 Portland	61-18	1070	139-348	.399	65-182	.357	61-71	.859	29	101	130	34	90-0	21	43	14	404	2.1	0.6	6.6			
06-07 Portland	82-27	1759	195-492	.396	91-250	.364	93-132	.705	43	197	240	52	126-0	35	76	19	574	2.9	0.6	7.0			
07-08 Portland	75-70	2132	277-656	.422	123-217	.388	122-166	.735	54	242	296	90	159-0	42	83	28	799	3.9	1.2	10.7			
08-09 Portland	1-0	5	0-1	.000	0-1	.000	0-0	---	0	0	0	0	0-0	0	0	0	0	0.0	0.0	0.0			
09-10 Portland	82-49	2005	259-639	.405	124-332	.373	126-155	.813	47	221	268	62	153-1	45	60	40	768	3.3	0.8	9.4			
TOTALS	301-164	6972	870-2136	.407	403-1082	.372	402-524	.767	173	761	934	238	528-1	143	262	101	2545	3.1	0.8	8.5			

#23 – Martell Webster

DATE	TM	OPF	WL	O	P	G	GS	MIN	FG	FGA	FG%	FG3	FG3A	FG3%	FT	FTA	FT%	OREB	DREB	REB	AST	PF	DQ	STL	TO	BLK	PTS	PPG	
10/27/2009	POR	v	HOV	W.	-	F	1	1	25	4	7	.571	2	4	.500	4	4	1.000	1	2	3	2	1	0	2	2	1	14	14.0
10/29/2009	POR	v	DEN	.L	-	F	2	2	30	4	9	.444	1	2	.500	1	2	.500	0	4	4	1	4	0	1	1	2	10	12.0
10/31/2009	POR	o	HOV	.L	-	F	3	3	15	1	3	.333	0	0	---	0	0	---	0	2	2	1	3	0	0	0	1	2	8.7
11/01/2009	POR	o	OKC	W.	-	F	4	4	39	4	12	.333	1	5	.200	1	2	.500	1	4	5	1	2	0	4	1	1	10	9.0
11/03/2009	POR	v	ATL	.L	-	F	5	5	27	2	5	.400	2	4	.500	2	2	1.000	0	1	1	0	1	0	1	0	0	8	8.8
11/06/2009	POR	v	SA	W.	-	-	6	5	13	1	4	.250	0	2	.000	2	2	1.000	1	0	1	0	2	0	1	1	0	4	8.0
11/08/2009	POR	v	MIN	W.	-	-	7	5	21	2	6	.333	2	4	.500	2	2	1.000	0	1	1	4	0	0	2	2	0	8	8.0
11/10/2009	POR	o	MEM	W.	-	-	8	5	16	1	6	.167	1	4	.250	6	6	1.000	0	4	4	0	1	0	0	1	2	9	8.1
11/11/2009	POR	o	MIN	W.	-	-	9	5	25	5	9	.556	2	5	.400	4	4	1.000	1	2	3	0	2	0	2	2	0	16	9.0
11/13/2009	POR	o	NO	W.	-	-	10	5	13	1	3	.333	0	2	.000	2	2	1.000	0	1	1	0	0	0	0	0	0	4	8.5
11/14/2009	POR	o	CHA	W.	-	-	11	5	11	0	3	.000	0	1	.000	0	0	---	0	2	2	0	2	0	1	1	0	0	7.7
11/16/2009	POR	o	ATL	.L	1	-	12	5	11	1	3	.333	0	0	---	0	0	---	0	1	1	0	2	0	0	0	0	2	7.3
11/18/2009	POR	v	DET	W.	-	-	13	5	12	0	3	.000	0	3	.000	0	0	---	0	1	1	0	3	0	1	0	0	0	6.7
11/20/2009	POR	o	GS	.L	-	-	14	5	14	1	4	.250	0	2	.000	0	0	---	0	1	1	0	2	0	0	1	1	2	6.4
11/21/2009	POR	v	MIN	W.	-	F	15	6	31	7	13	.538	4	7	.571	3	7	.429	2	11	13	2	1	0	0	1	0	21	7.3
11/23/2009	POR	v	CHI	W.	-	F	16	7	22	3	10	.300	0	2	.000	0	1	.000	1	3	4	1	0	0	0	0	0	6	7.3
11/25/2009	POR	v	NJ	W.	-	F	17	8	25	4	8	.500	2	4	.500	0	0	---	0	2	2	0	1	0	0	2	1	10	7.4
11/27/2009	POR	v	MEM	.L	-	F	18	9	38	9	14	.643	6	11	.545	0	0	---	0	5	5	1	0	0	1	0	3	24	8.3
11/28/2009	POR	o	UTA	.L	-	F	19	10	31	3	7	.429	2	5	.400	1	2	.500	1	4	5	0	3	0	0	1	0	9	8.4
12/01/2009	POR	v	MIA	.L	-	F	20	11	31	4	14	.286	2	6	.333	1	2	.500	2	3	5	0	2	0	0	0	0	11	8.5
12/05/2009	POR	v	HOV	W.	-	F	21	12	17	1	6	.167	0	2	.000	0	0	---	0	2	2	0	2	0	0	0	0	2	8.2
12/07/2009	POR	o	NY	.L	-	F	22	13	23	1	6	.167	1	2	.500	0	0	---	0	1	1	0	3	0	1	1	1	3	8.0
12/09/2009	POR	o	IND	W.	-	F	23	14	30	2	8	.250	1	4	.250	0	0	---	1	4	5	1	2	0	0	1	1	5	7.8
12/11/2009	POR	o	CLE	.L	-	F	24	15	35	4	13	.308	3	9	.333	2	2	1.000	1	3	4	0	4	0	0	0	0	13	8.0
12/12/2009	POR	o	MIL	.L	2	F	25	16	33	6	14	.429	3	6	.500	1	1	1.000	2	2	4	2	0	0	0	0	0	16	8.4
12/15/2009	POR	v	SAC	W.	-	F	26	17	23	3	7	.429	2	4	.500	1	2	.500	0	4	4	2	0	0	0	1	0	9	8.4
12/17/2009	POR	v	PHO	W.	-	F	27	18	33	6	10	.600	2	5	.400	1	1	1.000	3	4	7	1	1	0	2	1	1	15	8.6
12/19/2009	POR	o	ORL	.L	-	F	28	19	32	1	11	.091	0	6	.000	0	2	.000	1	6	7	1	2	0	2	1	1	2	8.4
12/20/2009	POR	o	MIA	W.	-	F	29	20	34	4	7	.571	3	6	.500	4	4	1.000	0	5	5	1	0	0	0	0	0	15	8.6
12/22/2009	POR	o	DAL	W.	-	F	30	21	28	1	6	.167	1	4	.250	0	0	---	0	4	4	0	2	0	0	1	0	3	8.4
12/23/2009	POR	o	SA	W.	-	F	31	22	39	3	8	.375	2	5	.400	3	3	1.000	0	3	3	1	4	0	0	1	0	11	8.5
12/25/2009	POR	v	DEN	W.	-	F	32	23	25	4	7	.571	3	5	.600	0	0	---	0	2	2	0	2	0	0	3	1	11	8.6
12/28/2009	POR	v	PHI	.L	-	F	33	24	36	2	7	.286	0	2	.000	2	2	1.000	2	3	5	1	1	0	1	0	1	6	8.5
12/30/2009	POR	v	LAC	W.	-	F	34	25	31	4	9	.444	1	4	.250	6	8	.750	0	4	4	0	4	0	0	1	1	15	8.7
01/02/2010	POR	v	GS	W.	-	F	35	26	46	7	13	.538	4	8	.500	3	6	.500	2	9	11	3	4	0	0	1	2	21	9.1
01/04/2010	POR	o	LAC	.L	-	F	36	27	40	9	15	.600	5	9	.556	2	3	.667	1	5	6	0	0	0	1	1	0	25	9.5
01/05/2010	POR	v	MEM	.L	-	F	37	28	40	8	15	.533	5	11	.455	0	0	---	0	3	3	1	2	0	3	0	0	21	9.8
01/08/2010	POR	v	LAL	W.	-	F	38	29	46	6	17	.353	2	10	.200	0	2	.000	3	5	8	0	2	0	0	0	0	14	9.9
01/10/2010	POR	v	CLE	.L	-	F	39	30	37	4	11	.364	2	9	.222	2	2	1.000	1	5	6	2	3	0	0	1	1	12	10.0
01/13/2010	POR	v	MIL	W.	-	F	40	31	25	6	10	.600	3	4	.750	0	0	---	1	3	4	1	0	0	0	0	2	15	10.1
01/15/2010	POR	v	ORL	W.	-	F	41	32	38	8	14	.571	5	9	.556	3	3	1.000	1	8	9	0	1	0	0	0	0	24	10.4
01/18/2010	POR	o	WAS	.L	-	F	42	33	44	6	14	.429	2	7	.286	4	4	1.000	0	3	3	1	1	0	1	1	2	18	10.6
01/20/2010	POR	o	PHI	W.	-	F	43	34	20	1	9	.111	0	1	.000	0	0	---	1	1	2	0	2	0	0	0	0	2	10.4
01/22/2010	POR	o	BOS	.L	1	F	44	35	33	5	16	.313	2	7	.286	7	9	.778	2	2	4	0	5	0	0	2	1	19	10.6
01/23/2010	POR	o	DET	W.	-	F	45	36	48	9	19	.474	6	13	.462	4	4	1.000	0	7	7	2	4	0	1	1	0	28	11.0
01/25/2010	POR	v	NO	.L	-	F	46	37	34	4	9	.444	4	6	.667	2	2	1.000	0	3	3	2	3	0	0	0	2	14	11.1
01/27/2010	POR	v	UTA	.L	-	F	47	38	30	4	14	.286	2	9	.222	4	4	1.000	2	0	2	1	2	0	2	0	0	14	11.1
01/29/2010	POR	o	HOV	.L	-	F	48	39	21	1	7	.143	0	5	.000	0	0	---	1	3	4	0	3	0	0	0	0	2	10.9
01/30/2010	POR	o	DAL	W.	1	F	49	40	24	1	3	.333	0	0	---	2	2	1.000	0	3	3	0	3	0	1	1	0	4	10.8
02/01/2010	POR	v	CHA	W.	-	F	50	41	23	3	8	.375	2	6	.333	2	2	1.000	1	4	5	0	2	0	1	2	0	10	10.8
02/03/2010	POR	o	UTA	.L	-	F	51	42	36	8	17	.471	3	9	.333	1	2	.500	1	2	3	1	3	0	2	2	0	20	11.0
02/04/2010	POR	v	SA	W.	-	F	52	43	31	6	9	.667	5	9	1.000	4	4	1.000	0	5	5	3	3	0	0	1	0	21	11.2
02/06/2010	POR	v	LAL	.L	-	F	53	44	28	1	7	.143	0	4	.000	0	0	---	0	2	2	2	3	0	1	2	0	2	11.0
02/09/2010	POR	v	OKC	.L	-	G	54	45	17	1	4	.250	1	4	.250	0	0	---	0	0	0	0	3	0	0	3	0	3	10.8
02/10/2010	POR	o	PHO	W.	-	F	55	46	32	5	7	.714	0	1	.000	0	0	---	0	4	4	1	1	0	3	1	1	10	10.8
02/16/2010	POR	v	LAC	W.	-	F	56	47	34	9	13	.692	7	11	.636	3	3	1.000	0	1	1	3	0	0	2	1	1	28	11.1
02/19/2010	POR	v	BOS	.L	-	F	57	48	23	1	5	.200	1	4	.250	1	1	.500	0	1	1	2	0	0	0	0	1	4	11.0
02/21/2010	POR	v	UTA	.L	1	F	58	49	14	1	3	.333	0	2	.000	0	0	---	0	1	1	0	1	0	0	0	0	2	10.8
02/23/2010	POR	o	NJ	W.	-	-	59	49	19	2	6	.333	1	4	.250	1	2	.500	0	1	1	2	1	0	0	1	0	6	10.8
02/24/2010	POR	o	TOR	W.	-	-	60	49	8	0	0	---	0	0	---	0	0	---											

#23 – Martell Webster

2009-2010 Regular Season Single-Game Highs

Minutes	48, 01/23/2010, Portland at Detroit
Field Goals	9, 02/16/2010, Portland vs L.A. Clippers (4 times)
Field Goal Attempts	19, 01/23/2010, Portland at Detroit
Three-Point Field Goals	7, 02/16/2010, Portland vs L.A. Clippers
Three-Point Attempts	13, 01/23/2010, Portland at Detroit
Free Throws	7, 01/22/2010, Portland at Boston
Free Throw Attempts	9, 01/22/2010, Portland at Boston
Offensive Rebounds	3, 02/27/2010, Portland at Minnesota (3 times)
Defensive Rebounds	11, 11/21/2009, Portland vs Minnesota
Rebounds	13, 11/21/2009, Portland vs Minnesota
Assists	4, 11/08/2009, Portland vs Minnesota
Steals	4, 11/01/2009, Portland at Oklahoma City
Turnovers	3, 02/09/2010, Portland vs Oklahoma City (3 times)
Blocked Shots	3, 11/27/2009, Portland vs Memphis
Points	28, 02/16/2010, Portland vs L.A. Clippers (Twice)

Career Regular Season Single-Game Highs

Minutes	48, 01/23/2010, Portland at Detroit
Field Goals	10, 04/01/2006, Portland vs Utah
Field Goal Attempts	20, 03/24/2008, Portland at Seattle
Three-Point Field Goals	7, 02/16/2010, Portland vs L.A. Clippers
Three-Point Attempts	13, 01/23/2010, Portland at Detroit
Free Throws	9, 04/19/2006, Portland vs Phoenix
Free Throw Attempts	10, 04/19/2006, Portland vs Phoenix
Offensive Rebounds	3, 02/27/2010, Portland at Minnesota (12 times)
Defensive Rebounds	11, 11/21/2009, Portland vs Minnesota
Rebounds	13, 11/21/2009, Portland vs Minnesota
Assists	4, 11/08/2009, Portland vs Minnesota (4 times)
Steals	4, 11/01/2009, Portland at Oklahoma City (3 times)
Turnovers	5, 03/15/2006, Portland at New Jersey
Blocked Shots	4, 11/19/2007, Portland at Charlotte
Points	28, 02/16/2010, Portland vs L.A. Clippers (Twice)



2009-10 Regular Season Statistics



REGULAR SEASON STATISTICS

-----		--FIELD GOALS--			--3-POINT FG--			--FREE THROWS--			--REBOUNDS--												
PLAYER	G	GS	MIN	FG	FGA	PCT	FG	FGA	PCT	FT	FTA	PCT	OFF	DEF	TOT	AST	PF	DQ	STL	TO	BLK	PTS	AVG
Roy	65	65	2419	491	1038	.473	73	221	.330	343	440	.780	73	212	285	305	136	0	61	129	16	1398	21.5
Aldridge	78	78	2922	579	1169	.495	5	16	.313	230	304	.757	192	435	627	160	231	2	67	104	48	1383	17.9
Miller	82	66	2500	404	908	.445	16	80	.200	322	392	.821	81	185	266	445	169	1	93	173	9	1146	14.0
Oden	21	21	502	92	152	.605	0	0	---	49	64	.766	64	114	178	19	84	1	8	39	48	233	11.1
Batum	37	29	918	139	268	.519	34	132	.409	43	51	.843	32	109	141	44	83	1	24	27	25	375	10.1
Outlaw	11	0	231	38	101	.376	12	31	.387	21	24	.875	13	25	38	8	13	0	7	12	8	109	9.9
Webster	82	49	2005	259	639	.405	124	332	.373	126	155	.813	47	221	268	62	153	1	45	60	40	768	9.4
Bayless	74	11	1304	200	483	.414	29	92	.315	201	242	.831	18	102	120	172	152	1	26	94	5	630	8.5
Fernandez	62	2	1441	160	423	.378	98	266	.368	85	98	.867	35	129	164	127	87	0	62	72	11	903	8.1
Blake	51	28	1397	143	355	.403	78	207	.377	24	32	.750	15	103	118	203	84	0	37	65	2	388	7.6
Camby (TOT)	74	74	2314	239	501	.475	2	7	.286	78	122	.639	249	622	871	186	161	0	95	91	146	556	7.5
Camby (POR)	23	23	718	72	145	.497	0	1	.000	18	31	.581	83	172	255	35	56	0	26	27	47	162	7.0
Howard	73	27	1632	191	375	.509	0	1	.000	55	70	.786	108	227	335	61	191	1	27	72	10	437	6.0
Przybilla	30	9	681	45	86	.523	0	0	---	33	51	.647	72	166	238	8	95	2	8	39	43	123	4.1
Cunningham	63	2	787	106	214	.495	0	2	.000	31	48	.646	54	106	160	14	97	0	24	15	22	243	3.9
Pendergraph	39	4	408	43	65	.662	0	0	---	18	20	.900	25	73	98	1	76	0	7	12	16	104	2.7
Mills	10	0	38	10	24	.417	2	4	.500	4	7	.571	1	1	2	5	6	0	0	4	0	26	2.6
Randolph	3	0	6	1	3	.333	0	0	---	2	2	1.000	0	1	1	1	0	0	0	1	0	4	1.3
Diener (TOT)	9	0	91	2	10	.200	1	7	.143	1	4	.250	0	3	3	8	2	0	4	0	0	6	0.7
Diener (POR)	5	0	26	1	4	.250	0	2	.000	1	2	.500	0	1	1	4	1	0	1	0	0	3	0.6
Tolliver	2	0	4	0	1	.000	0	1	.000	0	0	---	0	1	1	0	1	0	0	0	0	0	0.0
TRAIL BLAZERS	82	-	19855	2974	6453	.461	491	1388	.354	1606	2033	.790	913	2383	3296	1674	1715	10	523	1012	350	8045	98.1
OPPONENTS	82	-	19855	2950	6352	.464	480	1399	.343	1394	1870	.745	801	2322	3123	1583	1767	21	485	1104	333	7774	94.8

-----		-- SINGLE-GAME HIGHS --										----- AVERAGE PER GAME -----												
		MIN	REB	AST	ST	TO	BL	PTS	MIN	REB	AST	STL	TO	BLK	PTS	FG	FGA	FT	FTA	REB	AST	PTS		
PLAYER		MIN	REB	AST	ST	TO	BL	PTS	MIN	REB	AST	STL	TO	BLK	PTS	FG	FGA	FT	FTA	REB	AST	PTS		
Roy		49	9	10	4	5	3	42	37.2	4.4	4.7	0.94	2.0	0.25	21.5	16C	30	19	21	14	12	52		
Aldridge		52	15	6	4	6	4	32	37.5	8.0	2.1	0.86	1.3	0.62	17.9	15T	27	12	15C	18	7	36		
Miller		47	10	16	4	7	3	52	30.5	3.2	5.4	1.13	2.1	0.11	14.0	22C	31C	16	17	12	22	52C		
Oden		34	20	2	2	7	5	24	23.9	8.5	0.9	0.38	1.9	2.29	11.1	9	14	10C	12C	20C	3	24T		
Batum		38	12	7	3	2	3	31	24.8	3.8	1.2	0.65	0.7	0.68	10.1	11C	16C	4T	4T	12C	7C	31C		
Outlaw		33	7	2	2	3	2	23	21.0	3.5	0.7	0.64	1.1	0.73	9.9	11	23	1B	20	15	6	36		
Webster		48	13	4	4	3	3	28	24.5	3.3	0.8	0.55	0.7	0.49	9.4	10	20	9	10	13C	4T	28C		
Bayless		42	6	9	3	4	1	31	17.6	1.6	2.3	0.35	1.3	0.07	8.5	10C	24C	11	12C	6C	9C	31C		
Fernandez		38	7	9	4	4	2	25	23.2	2.6	2.0	1.00	1.2	0.18	8.1	9C	15	10C	10C	10	9C	25T		
Blake		42	6	12	3	4	1	20	27.4	2.3	4.0	0.73	1.3	0.04	7.6	9	20	12	13	10	18	25		
Camby (TOT)		43	23	6	5	5	6	30	31.3	11.8	2.5	1.28	1.2	1.97	7.5	16	28	13	16	27	11	37		
Camby (POR)		42	19	3	3	5	5	20	31.2	11.1	1.5	1.13	1.2	2.04	7.0									
Howard		41	12	5	2	4	1	16	22.4	4.6	0.8	0.37	1.0	0.14	6.0	19	29	15	17	16	9	42		
Przybilla		44	13	2	2	9	4	14	22.7	7.9	0.3	0.27	1.3	1.43	4.1	8	16	6T	10	26	4	19		
Cunningham		31	11	2	4	2	2	14	11.2	2.5	0.2	0.38	0.2	0.35	3.9	7C	12C	3C	4C	11C	2C	14C		
Pendergraph		30	14	1	2	3	2	23	10.4	2.5	0.0	0.18	0.3	0.41	2.7	11C	15C	4C	4C	14C	1C	23C		
Mills		13	1	2	0	2	0	11	3.8	0.2	0.5	0.00	0.4	0.00	2.6	4C	8C	2C	3C	1C	2C	11C		
Randolph		3	1	1	0	1	0	4	2.0	0.3	0.3	0.00	0.9	0.00	1.3	5	10	5	8	13	5	12		
Diener (TOT)		13	1	2	1	0	0	3	5.7	0.3	0.9	0.44	0.0	0.00	0.7	7	14	10	10	8	10	22		
Diener (POR)		13	1	2	1	0	0	2	5.2	0.2	0.8	0.20	0.0	0.00	0.6									
Tolliver		3	1	0	0	0	0	0	2.0	0.5	0.0	0.00	0.0	0.00	0.0	14	22	11	12	21	5	34		
TRAIL BLAZERS		290	60	35	15	26	12	122	242.1	40.2	20.4	6.38	12.3	4.27	98.1	65	125	53	64	75	49	156		
OPPONENTS		290	54	36	17	21	10	122	242.1	38.1	19.3	5.91	13.5	4.06	94.8	67	125	49	63	78	48	162		

MISCELLANEOUS STATISTICS

```

-----
RECORD  HOME  ROAD  OT
OVERALL  50-32 26-15 24-17 1- 5 Head Coach: Nate McMillan
Atlantic 6- 4 3- 2 3- 2 0- 1 Overall: 10 Years 410 Won 395 Lost .509 Pct.
Central  6- 4 4- 1 2- 3 0- 2 W/Club : 5 Years 198 Won 212 Lost .483 Pct.
Southeast 5- 5 3- 2 2- 3 0- 1
EASTERN  17-13 10- 5 7- 8 0- 4
Southwest 12- 6 5- 4 7- 2 1- 0
Northwest 8- 8 4- 4 4- 4 0- 1
Pacific  13- 5 7- 2 6- 3
WESTERN  33-19 16-10 17- 9 1- 1
  
```

TEAM WINNING & LOSING STREAKS:

```

----- OVERALL HOME ROAD
----- Loss- 1 Loss- 1 Win - 3
Long:Win - 6 Win - 6 Win - 5
----- Loss- 3 Loss- 2 Loss- 4
Last:Win -04/12 vsOKC 103-95 Win -04/12 vsOKC 103-95 Win -04/11 @ LAL 91-88
----- Loss-04/14 vsGS 116-122 Loss-04/14 vsGS 116-122 Loss-04/01 @ DEN 92-109
  
```

```

----- WON LOST OFFENSE VsOPP HOME ATTENDANCE
Oct. 1 2
Nov. 11 5 100+ 28- 9 If Opp W/L to date: 41 Games
Dec. 9 6 100< 22-23 .500+ 22-24 840,411 Total
Jan. 7 8 Defense .500- 27- 8 20,498 Average
Feb. 7 6 100+ 6-18 20,693 High
Mar. 11 2 100< 44-14 41 Sellouts
Apr. 4 3
  
```

After 82 games last season: W 54 L 28

```

MARGINS 1 2 3 4 5 6 7 8 9 10 11 12 13 14 15 16 17 18 19 20 21 22 23
Won By: 1 2 3 4 2 2 4 4 4 2 5 3 2 1 2 2 1 3
Lost By: 1 2 6 2 4 2 2 2 2 3 1 1 1 2 1
----- 24 25 26 27 28 29 30 31 32 33 34 35 36 37 38 39 40 41 42 43 44 45 46+
Won By: 1 2
Lost By:
  
```

```

At Start Of: OVERALL HOME ROAD FG% OVERALL HOME ROAD
2nd- Ahead: 36-11 18- 5 18- 6 -44% 12-19 5-11 7- 8
    -Behind: 9-19 5- 9 4-10 45-49% 17- 7 8- 1 9- 6
    - Tied: 5- 2 3- 1 2- 1 50-54% 16- 6 11- 3 5- 3
3rd- Ahead: 36-10 19- 6 17- 4 55-59% 4- 0 1- 0 3- 0
    -Behind: 13-19 7- 8 6-11 +60% 1- 0 1- 0 0- 0
    - Tied: 1- 3 0- 1 1- 2
4th- Ahead: 42- 9 21- 6 21- 3
    -Behind: 8-21 5- 9 3-12
    - Tied: 0- 2 0- 0 0- 2
  
```


GAME-BY-GAME RESULTS

PORTLAND TRAIL BLAZERS

Date	Opponent	Team/Opp	Home	Road	Total	High Scoring	High Rebounds	High Assists	Opponent Scoring	Atten.
Oct 27	HOUSTON	W 96- 87	1-0	0-0	1-0	Outlaw-23	Oden-12	Miller-7	Brooks-19	20,403
Oct 29	DENVER	L 94- 97	1-1	0-0	1-1	Roy-30	Oden-9	Miller-5	Anthony-41	20,218
Oct 31	@Houston	L107-111	1-1	0-1	1-2	Roy-42	Oden-9	Blake-6	Ariza-33	18,100
Nov 1	@Oklahoma Cit	W 83- 74	1-1	1-1	2-2	Blake-18	Oden-10	Roy-5	Westbrook-23	16,920
Nov 3	ATLANTA	L 91- 97	1-2	1-1	2-3	Aldridge-20	Aldridge-14	Miller-11	Crawford-27	20,325
Nov 6	SAN ANTONIO	W 96- 84	2-2	1-1	3-3	Roy-24	Przybilla-13	Miller-4	Jefferson-19	20,498
Nov 8	MINNESOTA	W116- 93	3-2	1-1	4-3	Miller-21	Przybilla-13	Roy-7	Jawai-16	20,306
Nov 10	@Memphis	W 93- 79	3-2	2-1	5-3	Roy-20	Aldridge-12	Miller-7	Gasol-20	10,589
Nov 11	@Minnesota	W107- 84	3-2	3-1	6-3	Oden-18	Oden-11	Roy-7	Flynn-15	13,555
Nov 13	@New Orleans	W 86- 78	3-2	4-1	7-3	Aldridge-20	Przybilla-11	Miller-10	Thornton-20	14,742
Nov 14	@Charlotte	W 80- 74	3-2	5-1	8-3	Roy-25	Aldridge-13	Roy-6	Diaw-21	15,872
Nov 16	@Atlanta	L 95- 99(OT)	3-2	5-2	8-4	Fernandez-19	Fernandez-7	Roy-5	Johnson-35	12,977
Nov 18	DETROIT	W 87- 81	4-2	5-2	9-4	Roy-20	Roy-9	Blake-11	Stuckey-21	20,391
Nov 20	@Golden State	L 94-108	4-2	5-3	9-5	Aldridge-20	Aldridge-9	Miller-11	Ellis-34	18,630
Nov 21	MINNESOTA	W106- 78	5-2	5-3	10-5	Webster-21	Oden-10	Fernandez-6	Jefferson-20	20,453
Nov 23	CHICAGO	W122- 98	6-2	5-3	11-5	Oden-24	Aldridge-13	Blake-9	Deng-25	20,383
Nov 25	NEW JERSEY	W 93- 83	7-2	5-3	12-5	Oden-18	Aldridge-24	Roy-7	Lopez-32	20,322
Nov 27	MEMPHIS	L 96-106	7-3	5-3	12-6	Roy-26	Przybilla-10	Miller-6	Randolph-21	20,540
Nov 28	@Utah	L 92-108	7-3	5-4	12-7	Roy-19	Oden-10	Roy-9	Boozer-26	18,051
Dec 1	MIAMI	L100-107	7-4	5-4	12-8	Roy-25	Cunningham-5	Blake-4	Beasley-27	20,417
Dec 5	HOUSTON	W 90- 89	8-4	5-4	13-8	Roy-28	Webster-5	Przybilla-5	Landry-23	20,555
Dec 7	@New York	L 84- 93	8-4	5-5	13-9	Roy-27	Oden-20	Przybilla-12	Hughes-21	19,763
Dec 9	@Indiana	W102- 91	8-4	6-5	14-9	Roy-29	Przybilla-8	Tied with-3	D. Jones-19	11,487
Dec 11	@Cleveland	L 99-104	8-4	6-6	14-10	Roy-23	Aldridge-13	Blake-4	James-33	20,562
Dec 12	@Milwaukee	L101-108(2OT)	8-4	6-7	14-11	Aldridge-31	Aldridge-8	Przybilla-11	Bogut-27	15,973
Dec 15	SACRAMENTO	W 95- 88	9-4	6-7	15-11	Roy-25	Aldridge-11	Miller-7	Evans-19	20,588
Dec 17	PHOENIX	W105-102	10-4	6-7	16-11	Bayless-29	Przybilla-10	Roy-10	Stoudemire-27	20,599
Dec 19	@Orlando	L 83- 92	10-4	6-8	16-12	Roy-33	Przybilla-10	Miller-5	Lewis-15	17,461
Dec 20	@Miami	W102- 95	10-4	7-8	17-12	Roy-28	Przybilla-12	Tied with-1	Wade-28	16,500
Dec 22	@Dallas	W 85- 81	10-4	8-8	18-12	Roy-23	Aldridge-12	Roy-8	Nowitzki-27	19,863
Dec 23	@San Antonio	W 98- 94	10-4	9-8	19-12	Bayless-31	Howard-12	Roy-6	Duncan-24	18,581
Dec 25	DENVER	W107- 96	11-4	9-8	20-12	Roy-41	Aldridge-13	Bayless-7	Anthony-32	20,664
Dec 28	PHILADELPHIA	L 93-104	11-5	9-8	20-13	Roy-24	Aldridge-12	Miller-8	Brand-25	20,640
Dec 30	L.A. CLIPPERS	W103- 99	12-5	9-8	21-13	Roy-25	Pendergraph-14	Miller-7	Kaman-25	20,505
Jan 2	GOLDEN STATE	W105- 89	13-5	9-8	22-13	Roy-37	Webster-11	Bayless-8	Ellis-30	20,507
Jan 4	@L.A. Clipper	L 95-105	13-5	9-9	22-14	Webster-25	Pendergraph-7	Miller-6	Kaman-20	15,104
Jan 5	MEMPHIS	L105-109	13-6	9-9	22-15	Roy-27	Miller-10	Miller-16	Randolph-27	20,278
Jan 8	L.A. LAKERS	W107- 98	14-6	9-9	23-15	Roy-32	Howard-10	Roy-9	Mayo-27	20,629
Jan 10	CLEVELAND	L 94-106	14-7	9-9	23-16	Roy-34	Aldridge-13	Miller-7	Bryant-32	20,614
Jan 13	MILWAUKEE	W120-108	15-7	9-9	24-16	Roy-22	Howard-7	Miller-8	James-41	20,614
Jan 15	ORLANDO	W102- 87	16-7	9-9	25-16	Webster-24	Aldridge-7	Miller-6	Ilyasova-24	20,465
							Aldridge-14	Aldridge-6	Lewis-15	20,650
								Miller-9	Nelson-15	

GAME-BY-GAME RESULTS

Jan 18 @Washington	L 92- 97	16-7	9-10	25-17	Miller-22	Aldridge-15	Bayless-8	Jamison-28	12,209
-----					Aldridge-22				
Jan 20 @Philadelphia	W 98- 90	16-7	10-10	26-17	Miller-24	Aldridge-9	Blake-5	Iguodala-23	12,607
Jan 22 @Boston	L 95- 98(OT)	16-7	10-11	26-18	Miller-28	Howard-12	Miller-8	Pierce-24	18,624
Jan 23 @Detroit	W 97- 93	16-7	11-11	27-18	Webster-28	Aldridge-8	Miller-13	Hamilton-25	19,114
Jan 25 NEW ORLEANS	L 97- 98	16-8	11-11	27-19	Howard-16	Fernandez-7	Miller-10	Paul-24	20,249
-----					Aldridge-16	Howard-7			
Jan 27 UTAH	L 95-106	16-9	11-11	27-20	Aldridge-25	Howard-11	Miller-4	Williams-24	20,384
-----							Bayless-4		
Jan 29 @Houston	L100-104	16-9	11-12	27-21	Fernandez-25	Batum-9	Blake-9	Brooks-33	16,129
Jan 30 @Dallas	W114-112(OT)	16-9	12-12	28-21	Miller-32	Howard-12	Blake-3	Nowitzki-28	20,078
Feb 1 CHARLOTTE	W 98- 79	17-9	12-12	29-21	Aldridge-17	Batum-9	Miller-10	Jackson-23	20,106
Feb 3 @Utah	L105-118	17-9	12-13	29-22	Aldridge-27	Aldridge-12	Aldridge-5	Okur-28	19,911
Feb 4 SAN ANTONIO	W 96- 93	18-9	12-13	30-22	Aldridge-28	Aldridge-13	Miller-10	Ginobili-21	20,572
Feb 6 L.A. LAKERS	L 82- 99	18-10	12-13	30-23	Aldridge-16	Howard-7	Blake-7	Artest-21	20,688
Feb 9 OKLAHOMA CITY	L 77- 89	18-11	12-13	30-24	Miller-22	Aldridge-15	Miller-6	Durant-33	20,460
Feb 10 @Phoenix	W108-101	18-11	13-13	31-24	Aldridge-22	Miller-7	Blake-12	Stoudemire-24	18,190
Feb 16 L.A. CLIPPERS	W109- 87	19-11	13-13	32-24	Webster-28	Aldridge-9	Miller-12	Gordon-20	20,265
Feb 19 BOSTON	L 76- 96	19-12	13-13	32-25	Miller-16	Aldridge-9	Miller-2	R. Allen-21	20,618
-----							Webster-2		
Feb 21 UTAH	L 89- 93(OT)	19-13	13-13	32-26	Roy-23	Camby-18	Miller-5	Boozor-22	20,565
Feb 23 @New Jersey	W102- 93	19-13	14-13	33-26	Roy-28	Aldridge-7	Miller-7	Harris-28	11,138
-----								Leo-28	
Feb 24 @Toronto	W101- 87	19-13	15-13	34-26	Roy-20	Miller-7	Miller-10	Turkoglu-24	16,161
-----						Fernandez-7			
Feb 26 @Chicago	L111-115(OT)	19-13	15-14	34-27	Aldridge-32	Camby-11	Miller-7	Rosa-33	21,508
Feb 27 @Minnesota	W110- 91	19-13	16-14	35-27	Batum-31	Aldridge-7	Roy-9	Jefferson-19	19,266
-----						Batum-7			
Mar 1 @Memphis	W103- 93	19-13	17-14	36-27	Roy-25	Webster-7			
-----						Camby-7	Miller-11	Randolph-22	11,123
Mar 3 INDIANA	W102- 79	20-13	17-14	37-27	Roy-22	Roy-7			
Mar 7 @Denver	L106-118	20-13	17-15	37-28	Bayless-24	Cunningham-8	Fernandez-5	Granger-30	20,623
-----						Howard-7	Bayless-5	Anthony-30	17,266
Mar 9 SACRAMENTO	W 88- 81	21-13	17-15	38-28	Roy-19	Aldridge-7	Roy-5		
-----						Camby-8	Miller-5	Evans-18	20,587
Mar 11 @Golden State	W110-105	21-13	18-15	39-28	Roy-41	Howard-8			
Mar 12 @Sacramento	W110- 94	21-13	19-15	40-28	Roy-28	Roy-8	Miller-7	Maggotte-24	17,308
Mar 14 TORONTO	W109- 98	22-13	19-15	41-28	Batum-22	Camby-17	Roy-4	Landry-18	12,110
-----					Aldridge-22	Camby-7	Miller-5	Bosh-28	20,639
Mar 19 WASHINGTON	W 76- 74	23-13	19-15	42-28	Aldridge-19	Aldridge-12	Roy-5		
-----						Camby-19	Miller-3	Miller-16	20,592
Mar 21 @Phoenix	L 87- 93	23-13	19-16	42-29	Roy-23		Fernandez-3		
Mar 25 DALLAS	W101- 89	24-13	19-16	43-29	Aldridge-20	Camby-16	Miller-9	Stoudemire-18	18,422
Mar 27 @New Orleans	W112-101	24-13	20-16	44-29	Roy-28	Camby-11	Miller-10	Butler-25	20,611
Mar 28 @Oklahoma Cit	W 92- 87	24-13	21-16	45-29	Miller-26	Camby-14	Miller-8	Collison-22	16,475
Mar 31 NEW YORK	W118- 90	25-13	21-16	46-29	Aldridge-21	Camby-12	Roy-7	Durant-29	18,203
-----						Camby-10	Miller-7	Lee-20	20,636
Apr 1 @Denver	L 92-109	25-13	21-17	46-30	Miller-24		Bayless-7		
Apr 3 @Sacramento	W 98- 87	25-13	22-17	47-30	Roy-24	Camby-8	Tied with-3	Anthony-25	19,155
Apr 7 @L.A. Clipper	W 93- 85	25-13	23-17	48-30	Aldridge-27	Camby-15	Roy-6	Udrih-22	12,875
-----						Aldridge-12	Roy-6	Butler-14	16,790
Apr 9 DALLAS	L 77- 83	25-14	23-17	48-31	Aldridge-27			Kaman-14	
Apr 11 @L.A. Lakers	W 91- 88	25-14	24-17	49-31	Aldridge-24	Camby-18	Roy-6	Blake-14	
Apr 12 OKLAHOMA CITY	W103- 95	26-14	24-17	50-31	Camby-30	Camby-17	Miller-7	Nowitzki-40	20,693
Apr 14 GOLDEN STATE	L116-122	26-15	24-17	50-32	Pendergraph-23	Camby-13	Miller-7	Gasol-23	18,997
-----						Batum-12	Fernandez-9	Durant-30	20,691
							Bayless-9	Curry-42	20,482

SEASON HIGHS

PLAYER	MINUTES	FIELD GOALS	FREE THROWS	OFFENSIVE REBOUNDS	DEFENSIVE REBOUNDS	TOTAL	ASSISTS	STEALS	TURNOVERS	BLOCKED SHOTS	POINTS
LAMARCUS ALDRIDGE	52 DEC. 12 at Milw.	15T FEB. 26 at Chi.	11 FEB. 3 at Utah	9 JAN. 18 at Wash.	12T(3) FEB. 9 vs OKC.	15 (2) FEB. 9 vs OKC.	6 JAN. 13 vs Milw.	4T(2) MAR. 1 at Mem.	6T MAR. 11 at G.S.	4 (2) APR. 1 at Den.	32 FEB. 26 at Chi.
NICOLAS BATUM	38C APR. 14 vs G.S.	11C FEB. 27 at Minn.	4T(2) APR. 3 at Sac.	3 MAR. 28 at OKC.	11C APR. 14 vs G.S.	12C APR. 14 vs G.S.	7C FEB. 27 at Minn.	3T FEB. 27 at Minn.	2 (7) APR. 7 at LA-C	3C(2) APR. 3 at Sac.	31C FEB. 27 at Minn.
JERRYD BAYLESS	42C DEC. 23 at S.A.	10C DEC. 23 at S.A.	10 JAN. 8 vs LA-L	2C(2) MAR. 27 at N.O.	6C MAR. 3 vs Ind.	6C MAR. 3 vs Ind.	9C APR. 14 vs G.S.	3C JAN. 20 at Phil.	4T(2) MAR. 7 at Den.	1T(5) MAR. 1 at Mem.	31C DEC. 23 at S.A.
STEVE BLAKE	42 DEC. 12 at Milw.	7 (2) FEB. 10 at Phoe.	4 (3) FEB. 10 at Phoe.	3T FEB. 9 vs OKC.	6 NOV. 6 vs S.A.	6 NOV. 6 vs S.A.	12 FEB. 10 at Phoe.	3 JAN. 23 at Det.	4 DEC. 11 at Clev.	1 (2) FEB. 10 at Phoe.	20 FEB. 10 at Phoe.
MARCUS CAMBY LA-C-Por.	43 DEC. 19 at Phil.	12 APR. 12 vs OKC.	6 (2) APR. 12 vs OKC.	10 (2) FEB. 3 at Atl.	19 (2) JAN. 20 vs Chi.	25 JAN. 20 vs Chi.	6 (4) FEB. 3 at Atl.	5 (2) FEB. 2 at Chi.	5 FEB. 19 vs Bos.	6 NOV. 27 at Det.	30 APR. 12 vs OKC.
MARCUS CAMBY Por.	42 FEB. 26 at Chi.	12 APR. 12 vs OKC.	6 APR. 12 vs OKC.	9 MAR. 11 at G.S.	17 APR. 9 vs Dall.	19 MAR. 19 vs Wash.	3 (2) APR. 12 vs OKC.	3 (2) MAR. 14 vs Tor.	5 FEB. 19 vs Bos.	5 (2) MAR. 21 at Phoe.	30 APR. 12 vs OKC.
DANTE CUNNINGHAM	31C FEB. 1 vs Cha.	7C FEB. 9 vs OKC.	3C MAR. 7 at Den.	4C(2) MAR. 3 vs Ind.	8C(2) APR. 14 vs G.S.	11C APR. 14 vs G.S.	2C(2) MAR. 31 vs N.Y.	4C MAR. 3 vs Ind.	2C APR. 3 at Sac.	2C(2) FEB. 1 vs Cha.	14C FEB. 9 vs OKC.
TRAVIS DIENER Ind.-Por.	13 APR. 14 vs G.S.	1 (2) MAR. 27 at N.O.	1 MAR. 31 vs N.Y.	0	1 (3) APR. 14 vs G.S.	1 (3) APR. 14 vs G.S.	2 (2) APR. 14 vs G.S.	1 (4) APR. 14 vs G.S.	0	0	3 JAN. 3 at N.Y.
TRAVIS DIENER Por.	13 APR. 14 vs G.S.	1 MAR. 27 at N.O.	1 MAR. 31 vs N.Y.	0	1 APR. 14 vs G.S.	1 APR. 14 vs G.S.	2 APR. 14 vs G.S.	1 APR. 14 vs G.S.	0	0	2 MAR. 27 at N.O.
RUDY FERNANDEZ	38T NOV. 20 at G.S.	9C JAN. 29 at Hou.	10C JAN. 23 at Det.	3 NOV. 21 vs Minn.	6 FEB. 24 at Tor.	7 (3) FEB. 24 at Tor.	9C APR. 14 vs G.S.	4C(3) NOV. 20 at G.S.	4C(3) FEB. 19 vs Bos.	2T FEB. 4 vs S.A.	25T JAN. 29 at Hou.
JUWAN HOWARD	41 JAN. 22 at Bos.	8 (2) JAN. 25 vs N.O.	5 MAR. 19 vs Wash.	8 JAN. 27 vs Utah	9 (2) JAN. 30 at Dall.	12 (3) JAN. 30 at Dall.	5 MAR. 11 at G.S.	2 (7) MAR. 31 vs N.Y.	4 APR. 9 vs Dall.	1 (10) APR. 12 vs OKC.	16 (2) JAN. 25 vs N.O.
ANDRE MILLER	47 JAN. 22 at Bos.	22C JAN. 30 at Dall.	10 (2) DEC. 1 vs Miami	5 JAN. 5 vs Mem.	5 (11) MAR. 14 vs Tor.	10 JAN. 5 vs Mem.	16 JAN. 4 at LA-C	4 (4) APR. 12 vs OKC.	7 NOV. 20 at G.S.	3T FEB. 10 at Phoe.	52C JAN. 30 at Dall.
PATRICK MILLS	13C APR. 14 vs G.S.	4C APR. 14 vs G.S.	2C FEB. 27 at Minn.	1C FEB. 16 vs LA-C	1C APR. 14 vs G.S.	1C(2) APR. 14 vs G.S.	2C(2) APR. 14 vs G.S.	0C	2C APR. 14 vs G.S.	0C	11C APR. 14 vs G.S.
GREG ODEN	34 NOV. 16 at Atl.	8 NOV. 11 at Minn.	10C NOV. 23 vs Chi.	11C DEC. 1 vs Miami	9 (3) DEC. 1 vs Miami	20C DEC. 1 vs Miami	2 (4) DEC. 1 vs Miami	2 NOV. 28 at Utah	7C OCT. 27 vs Hou.	5 OCT. 27 vs Hou.	24T NOV. 23 vs Chi.
TRAVIS OUTLAW	33 OCT. 27 vs Hou.	9 OCT. 27 vs Hou.	6 NOV. 8 vs Minn.	3 (2) NOV. 13 at N.O.	5 NOV. 1 at OKC.	7 OCT. 29 vs Den.	2 (2) NOV. 1 at OKC.	2 OCT. 27 vs Hou.	3 NOV. 1 at OKC.	2 NOV. 3 vs Atl.	23 OCT. 27 vs Hou.
JEFF PENDERGRAPH	30C JAN. 4 at LA-C	11C APR. 14 vs G.S.	4C FEB. 1 vs Cha.	3C(3) JAN. 4 at LA-C	11C DEC. 30 vs LA-C	14C DEC. 30 vs LA-C	1C APR. 14 vs G.S.	2C(2) APR. 14 vs G.S.	3C FEB. 10 at Phoe.	2C(4) FEB. 23 at N.J.	23C APR. 14 vs G.S.
JOEL PRZYBILLA	44T DEC. 12 at Milw.	5 NOV. 21 vs Minn.	6T NOV. 13 at N.O.	6 (2) NOV. 21 vs Minn.	11 DEC. 5 vs Hou.	13 (2) NOV. 8 vs Minn.	2 (2) DEC. 20 at Miami	2 DEC. 12 at Milw.	5 NOV. 25 vs N.J.	4 (2) DEC. 12 at Milw.	14 NOV. 21 vs Minn.
SHAVLIK RANDOLPH	3 JAN. 4 at LA-C	1 JAN. 4 at LA-C	2 JAN. 4 at LA-C	0	1 JAN. 4 at LA-C	1 JAN. 4 at LA-C	1 JAN. 4 at LA-C	0	1 JAN. 4 at LA-C	0	4 JAN. 4 at LA-C
BRANDON ROY	49 DEC. 12 at Milw.	16C DEC. 25 vs Den.	16 OCT. 29 vs Den.	4 (3) APR. 9 vs Dall.	8 (2) DEC. 12 at Milw.	9 NOV. 16 at Atl.	10 DEC. 15 vs Sac.	4 DEC. 22 at Dall.	5 (3) FEB. 21 vs Utah	3C MAR. 3 vs Ind.	42 OCT. 31 at Hou.
ANTHONY TOLLIVER	3 DEC. 22 at Dall.	0	0	0	1 DEC. 22 at Dall.	1 DEC. 22 at Dall.	0	0	0	0	0
MARTELL WEBSTER	48C JAN. 23 at Det.	9 (4) FEB. 16 vs LA-C	7 JAN. 22 at Bos.	3T(3) FEB. 27 at Minn.	11C NOV. 21 vs Minn.	13C NOV. 21 vs Minn.	4T NOV. 8 vs Minn.	4T NOV. 1 at OKC.	3 (3) FEB. 9 vs OKC.	3 NOV. 27 vs Mem.	28C(2) FEB. 16 vs LA-C

SEASON HIGHS

----- PLAYER	MINUTES	FIELD GOALS	FREE THROWS	----- OFFENSIVE	REBOUNDS DEFENSIVE	----- TOTAL	ASSISTS	STEALS	TURNOVERS	BLOCKED SHOTS	POINTS
TRAIL BLAZERS	290	50	33	22	40	60	35	15	26	12	122
High Games	DEC. 12	MAR. 31	OCT. 29	MAR. 11	NOV. 13	NOV. 13	NOV. 8	FEB. 16	OCT. 27	OCT. 27	NOV. 23
-----	at Milw.	vs N.Y.	vs Den.	at G.S.	at N.O.	at N.O.	vs Minn.	vs LA-C	vs Hou.	vs Hou.	vs Chi.
TRAIL BLAZERS	240 (76)	22	9 (3)	2	19	29 (2)	7 (2)	0	4 (2)	0 (2)	76 (2)
Low Games	APR. 14	FEB. 19	APR. 7	FEB. 6	JAN. 27	FEB. 26	FEB. 19	APR. 11	MAR. 21	JAN. 23	MAR. 19
-----	vs G.S.	vs Bos.	at LA-C	vs LA-L	vs Utah	at Chi.	vs Bos.	at LA-L	at Phoe.	at Det.	vs Wash.
OPPONENTS	290	46	38	17	41	54	36	17	21 (5)	10	122
High Games	DEC. 12	FEB. 26	OCT. 29	JAN. 8	DEC. 19	DEC. 19	NOV. 28	FEB. 9	MAR. 1	MAR. 28	APR. 14
-----	at Milw.	at Chi.	vs Den.	vs LA-L	at Orl.	at Orl.	at Utah	vs OKC.	at Mem.	at OKC.	vs G.S.
OPPONENTS	240 (76)	24 (2)	4	3	19 (2)	25	6	1 (3)	6 (3)	1 (9)	74 (3)
Low Games	APR. 14	APR. 9	APR. 7	NOV. 11	MAR. 27	MAR. 27	NOV. 1	MAR. 21	APR. 11	MAR. 27	MAR. 19
-----	vs G.S.	vs Dall.	at LA-C	at Minn.	at N.O.	at N.O.	at OKC.	at Phoe.	at LA-L	at N.O.	vs Wash.

"C" indicates a new career-high, "T" a tied career-high.

Numbers in parentheses indicate the number of games in which a player or team has reached a given total (if more than one).

TRAIL BLAZERS GAME-BY-GAME STATISTICS

DATE	TM	B	OPP	WL	O	G	MIN	FG	FGA	FG%	FG3	FG3A	FG3%	FT	FTA	FT%	OREB	DREB	REB	AST	PF	DQ	STL	TO	BLK	PTS	PPG
10/27/2009	POR	v	HOU	W	-	1	240	33	77	.429	10	21	.476	20	22	.909	12	39	51	23	27	1	9	26	12	96	96.0
10/29/2009	POR	v	DEN	L	-	2	240	28	81	.346	5	19	.263	33	41	.805	14	30	44	16	30	0	4	7	5	94	93.0
10/31/2009	POR	@	HOU	L	-	3	240	38	74	.514	6	18	.333	25	31	.806	12	25	37	19	24	1	5	15	8	107	99.0
11/01/2009	POR	@	OKC	W	-	4	240	28	69	.406	8	21	.381	19	25	.760	10	30	40	16	26	0	9	14	4	83	95.0
11/03/2009	POR	v	ATL	L	-	5	240	36	85	.424	6	21	.286	13	16	.813	10	26	36	22	20	0	7	10	4	91	94.2
11/06/2009	POR	v	SA	W	-	6	240	32	74	.432	5	17	.294	27	30	.900	11	37	48	11	21	0	7	14	7	96	94.5
11/08/2009	POR	v	MIN	W	-	7	240	41	82	.500	7	15	.467	27	30	.900	12	37	49	35	17	0	12	14	3	116	97.6
11/10/2009	POR	@	MEM	W	-	8	240	32	70	.457	9	18	.500	20	23	.870	9	30	39	20	25	1	3	15	7	93	97.0
11/11/2009	POR	@	MIN	W	-	9	240	42	76	.553	10	25	.400	13	15	.867	6	35	41	30	15	0	8	17	7	107	98.1
11/13/2009	POR	@	NO	W	-	10	240	33	87	.379	2	13	.154	18	26	.692	20	40	60	14	20	0	3	13	7	86	96.9
11/14/2009	POR	@	CHA	W	-	11	240	27	64	.422	5	20	.250	21	25	.840	6	37	43	8	20	1	2	13	6	80	93.4
11/16/2009	POR	@	ATL	L	1	12	265	37	80	.463	7	17	.412	14	17	.824	8	29	37	24	25	0	9	19	2	95	95.3
11/18/2009	POR	v	DET	W	-	13	240	33	70	.471	5	16	.313	16	23	.696	6	30	36	25	19	0	3	15	5	87	94.7
11/20/2009	POR	@	GS	L	-	14	240	33	79	.418	4	19	.211	24	30	.800	17	28	45	18	23	0	7	23	6	94	94.6
11/21/2009	POR	v	MIN	W	-	15	240	39	78	.500	10	24	.417	18	28	.643	15	33	48	28	20	0	2	10	5	106	95.4
11/23/2009	POR	v	CHI	W	-	16	240	42	73	.575	6	15	.400	32	40	.800	14	33	47	24	18	0	2	10	4	122	97.1
11/25/2009	POR	v	NJ	W	-	17	240	35	70	.500	9	17	.529	14	24	.583	13	29	42	25	16	0	4	17	7	93	96.8
11/27/2009	POR	v	MEM	L	-	18	240	33	81	.407	10	24	.417	20	26	.769	13	24	37	20	16	0	3	10	7	96	96.8
11/28/2009	POR	@	UTA	L	-	19	240	34	75	.453	3	18	.167	21	29	.724	10	24	34	19	23	0	6	14	2	92	96.5
12/01/2009	POR	v	MIA	L	-	20	240	34	87	.391	8	20	.400	24	32	.750	21	28	49	20	23	0	5	11	4	100	96.7
12/05/2009	POR	v	HOU	W	-	21	240	32	67	.478	4	12	.333	22	26	.846	6	31	37	12	27	0	3	12	2	90	96.4
12/07/2009	POR	@	NY	L	-	22	240	31	66	.470	1	8	.125	21	25	.840	8	33	41	13	25	0	9	19	3	84	95.8
12/09/2009	POR	@	IND	W	-	23	240	39	79	.494	6	16	.375	18	27	.667	8	32	40	20	23	0	6	12	5	102	96.1
12/11/2009	POR	@	CLE	L	-	24	240	37	80	.463	8	23	.348	17	18	.944	7	23	30	22	20	0	6	13	3	99	96.2
12/12/2009	POR	@	MIL	L	2	25	290	37	92	.402	6	18	.333	21	29	.724	15	37	52	18	19	0	6	18	4	101	96.4
12/15/2009	POR	v	SAC	W	-	26	240	36	76	.474	4	13	.308	19	26	.731	12	27	39	24	17	0	2	11	3	95	96.3
12/17/2009	POR	v	PHO	W	-	27	240	35	78	.449	10	20	.500	25	35	.714	12	29	41	19	22	0	7	10	4	105	96.7
12/19/2009	POR	@	ORL	L	-	28	240	29	78	.372	3	18	.167	22	29	.759	8	27	35	7	21	0	11	12	2	83	96.2
12/20/2009	POR	@	MIA	W	-	29	240	38	74	.514	11	19	.579	15	18	.833	8	30	38	20	15	0	3	13	3	102	96.4
12/22/2009	POR	@	DAL	W	-	30	240	32	79	.405	5	14	.357	16	19	.842	9	37	46	21	23	0	9	12	3	85	96.0
12/23/2009	POR	@	SA	W	-	31	240	35	77	.455	5	11	.455	23	26	.885	11	25	36	19	19	0	5	8	2	98	96.1
12/25/2009	POR	v	DEN	W	-	32	240	40	76	.526	11	21	.524	16	20	.800	10	28	38	26	22	0	3	11	3	107	96.4
12/28/2009	POR	v	PRI	L	-	33	240	35	83	.422	5	15	.333	18	26	.692	15	21	36	19	16	0	7	7	4	93	96.3
12/30/2009	POR	v	LAC	W	-	34	240	43	85	.506	5	16	.313	12	19	.632	12	28	40	22	22	0	5	15	4	103	96.5
01/02/2010	POR	v	GS	W	-	35	240	36	74	.486	5	15	.333	28	34	.824	13	30	43	17	21	0	6	15	3	105	96.7
01/04/2010	POR	@	LAC	L	-	36	240	39	77	.506	6	16	.375	11	16	.688	8	21	29	27	16	0	8	14	2	95	96.7
01/05/2010	POR	v	MEM	L	-	37	240	41	78	.526	6	17	.353	17	22	.773	10	27	37	22	25	1	7	9	2	105	96.9
01/08/2010	POR	v	LAL	W	-	38	240	35	69	.507	5	15	.333	32	39	.821	9	33	42	22	15	0	3	8	3	107	97.2
01/10/2010	POR	v	CLE	L	-	39	240	38	74	.514	5	20	.250	13	20	.650	7	25	32	16	23	0	2	9	2	94	97.1
01/13/2010	POR	v	MIL	W	-	40	240	44	73	.603	8	19	.421	24	31	.774	5	26	31	25	23	0	5	11	8	120	97.7
01/15/2010	POR	v	ORL	W	-	41	240	41	87	.471	11	21	.524	9	10	.900	8	34	42	23	18	0	6	9	0	102	97.8
01/18/2010	POR	@	MAS	L	-	42	240	37	82	.451	3	17	.176	15	16	.938	15	24	39	19	23	1	6	14	3	92	97.6
01/20/2010	POR	@	PHI	W	-	43	240	36	76	.474	4	11	.364	22	25	.880	10	26	36	20	17	0	5	9	1	98	97.7
01/22/2010	POR	@	BOS	L	1	44	265	34	89	.382	5	25	.200	22	27	.815	16	30	46	19	18	0	6	14	1	95	97.6
01/23/2010	POR	@	DET	W	-	45	240	34	71	.479	8	22	.364	21	26	.808	4	31	35	27	24	0	7	9	0	97	97.6
01/25/2010	POR	v	NO	L	-	46	240	40	84	.476	8	17	.471	9	13	.692	12	27	39	28	22	0	6	14	3	97	97.6
01/27/2010	POR	v	UTA	L	-	47	240	33	92	.359	5	24	.208	24	28	.857	19	19	38	16	28	1	11	9	3	95	97.5
01/29/2010	POR	@	HOU	L	-	48	240	37	81	.457	8	21	.381	18	21	.857	9	29	38	25	29	0	5	14	5	100	97.6
01/30/2010	POR	@	DAL	W	1	49	265	46	86	.535	3	10	.300	19	25	.760	7	32	39	9	26	0	7	12	4	114	97.9
02/01/2010	POR	v	CHA	W	-	50	240	40	75	.533	7	20	.350	11	13	.846	13	26	39	21	20	0	9	18	3	98	97.9
02/03/2010	POR	@	UTA	L	-	51	240	37	87	.425	8	19	.421	23	28	.821	16	22	38	17	23	0	7	10	1	105	98.0
02/04/2010	POR	v	SA	W	-	52	240	39	76	.513	6	13	.462	12	18	.667	10	35	45	30	20	0	4	14	2	96	98.0
02/06/2010	POR	v	LAL	L	-	53	240	31	71	.437	5	18	.278	15	19	.789	2	28	30	20	18	0	5	10	3	82	97.7
02/09/2010	POR	v	OKC	L	-	54	240	31	77	.403	3	20	.150	12	14	.857	12	35	47	18	20	0	6	24	3	77	97.3
02/10/2010	POR	@	PHO	W	-	55	240	45	77	.584	3	9	.333	15	19	.789	6	29	35	21	19	0	10	12	8	108	97.5
02/16/2010	POR	v	LAC	W	-	56	240	37	75	.493	10	18	.556	25	32	.781	8	25	33	25	19	0	15	9	3	109	97.7
02/19/2010	POR	v	BOS	L	-	57	240	22	65	.338	2	12	.167	30	40	.750	10	25	35	7	22	0	9	18	8	76	97.3
02/21/2010	POR	v	UTA	L	1	58	265	31	88	.352	6	20	.300	21	29	.724	21	32	53	19	27	1	8	12	10	89	97.2
02/23/2010	POR	@	NJ	W	-	59	240	40	74	.541	4	12	.333	18	22	.818	7	24	31	23	23	0	3	4	5	102	97.3
02/24/2010	POR	@	TOR	W	-	60	240	42	85	.494	6	15	.400	11	15												

OPPONENTS GAME-BY-GAME STATISTICS

DATE	TM	@	OPP	WL	O	G	MIN	FG	FGA	FG%	PG	PG3A	PG3%	FT	FTA	FT%	OREB	DREB	REB	AST	PF	DQ	STL	TO	BLK	PTS	PPG
10/27/2009	POR	v	HOV W.	-	1	240	30	81	.370	5	18	.278	22	29	.759	10	23	33	18	26	0	12	16	2	87	87.0	
10/29/2009	POR	v	DEN L.	-	2	240	28	61	.459	3	11	.273	38	49	.776	5	31	36	11	30	2	6	8	3	97	92.0	
10/31/2009	POR	@	HOV L.	-	3	240	40	79	.506	12	24	.500	19	26	.731	12	20	32	19	24	0	6	14	1	111	98.3	
11/01/2009	POR	@	OKC W.	-	4	240	24	70	.343	3	14	.214	23	32	.719	14	25	39	6	25	1	5	19	7	74	92.3	
11/03/2009	POR	v	ATL L.	-	5	240	37	80	.463	5	15	.333	18	22	.818	11	35	46	21	15	0	4	12	7	97	93.2	
11/06/2009	POR	v	SA W.	-	6	240	30	79	.380	4	21	.190	20	26	.769	9	28	37	16	27	1	8	10	2	84	91.7	
11/08/2009	POR	v	MIN W.	-	7	240	37	83	.446	7	19	.368	12	21	.571	10	29	39	19	21	0	7	16	4	93	91.9	
11/10/2009	POR	@	MEM W.	-	8	240	29	78	.372	1	10	.100	20	28	.714	13	28	41	11	22	0	8	14	4	79	90.3	
11/11/2009	POR	@	MIN W.	-	9	240	34	77	.442	6	12	.500	10	12	.833	3	26	29	16	20	0	10	13	4	84	89.6	
11/13/2009	POR	@	NO W.	-	10	240	29	79	.367	3	14	.214	17	22	.773	9	31	40	17	23	0	6	9	5	78	88.4	
11/14/2009	POR	@	CHA W.	-	11	240	30	82	.366	6	19	.316	8	14	.571	16	24	40	16	22	0	4	11	5	74	87.1	
11/16/2009	POR	@	ATL L.	1	12	265	39	91	.429	5	18	.278	16	20	.800	15	32	47	20	17	0	7	14	5	99	88.1	
11/18/2009	POR	v	DET W.	-	13	240	31	80	.388	4	15	.267	15	18	.833	12	27	39	13	25	1	5	13	3	81	87.5	
11/20/2009	POR	@	GS L.	-	14	240	40	84	.476	7	13	.538	21	27	.778	11	26	37	21	28	1	15	17	6	108	89.0	
11/21/2009	POR	v	MIN W.	-	15	240	29	77	.377	2	9	.222	18	18	1.000	10	24	34	11	28	0	4	12	2	78	88.3	
11/23/2009	POR	v	CHI W.	-	16	240	37	80	.463	6	13	.462	18	22	.818	8	19	27	23	28	0	4	6	4	98	88.9	
11/25/2009	POR	v	NJ W.	-	17	240	36	81	.444	1	6	.167	10	14	.714	15	24	39	16	24	0	9	13	4	83	88.5	
11/27/2009	POR	v	MEM L.	-	18	240	43	80	.538	4	8	.500	16	19	.842	11	31	42	23	19	0	4	10	7	106	89.5	
11/28/2009	POR	@	UTA L.	-	19	240	43	71	.606	7	12	.583	15	27	.556	7	30	37	36	20	0	7	11	2	108	90.5	
12/01/2009	POR	v	MIA L.	-	20	240	40	75	.533	7	17	.412	20	27	.741	6	28	34	24	25	0	5	9	5	107	91.3	
12/05/2009	POR	v	HOV W.	-	21	240	34	77	.442	4	17	.235	17	23	.739	11	24	35	16	22	0	3	9	2	89	91.2	
12/07/2009	POR	@	NY L.	-	22	240	32	78	.410	13	26	.500	16	24	.667	12	25	37	20	19	1	8	13	6	93	91.3	
12/09/2009	POR	@	IND W.	-	23	240	38	92	.413	3	17	.176	12	17	.706	15	31	46	16	22	0	2	12	3	91	91.3	
12/11/2009	POR	@	CLE L.	-	24	240	43	79	.544	3	12	.250	15	19	.789	8	32	40	23	19	0	6	16	4	104	91.8	
12/12/2009	POR	@	MIL L.	2	25	290	43	91	.495	8	19	.421	10	17	.588	8	36	44	28	30	2	8	16	3	108	92.4	
12/15/2009	POR	v	SAC W.	-	26	240	34	76	.447	5	15	.333	15	22	.682	11	23	36	16	23	0	5	13	2	88	92.3	
12/17/2009	POR	v	PHO W.	-	27	240	38	79	.481	10	21	.476	16	22	.727	10	26	36	24	28	1	6	14	2	102	92.6	
12/19/2009	POR	@	ORL L.	-	28	240	32	76	.421	9	27	.333	19	26	.731	13	41	54	14	23	0	11	19	6	92	92.6	
12/20/2009	POR	@	MIA W.	-	29	240	39	79	.494	8	16	.500	9	11	.818	6	22	28	24	19	0	4	7	4	95	92.7	
12/22/2009	POR	@	DAL W.	-	30	240	31	80	.388	7	19	.368	12	22	.545	11	35	46	21	14	0	3	13	4	81	92.3	
12/23/2009	POR	@	SA W.	-	31	240	36	70	.514	6	21	.286	16	17	.941	6	27	33	23	18	0	3	14	3	94	92.4	
12/25/2009	POR	v	DEN W.	-	32	240	37	82	.451	5	15	.333	17	21	.810	12	23	35	14	21	0	5	9	6	96	92.3	
12/28/2009	POR	v	PHI L.	-	33	240	45	78	.577	3	10	.300	11	16	.688	8	31	39	25	22	0	6	12	6	104	92.8	
12/30/2009	POR	v	LAC W.	-	34	240	37	75	.493	7	20	.350	18	29	.621	7	26	33	24	20	0	8	11	8	99	93.0	
01/02/2010	POR	v	GS W.	-	35	240	34	79	.430	3	12	.250	18	24	.750	11	29	36	14	25	0	6	18	1	89	92.9	
01/04/2010	POR	@	LAC L.	-	36	240	41	71	.577	8	13	.615	15	19	.789	10	28	38	28	16	0	8	20	3	105	93.2	
01/05/2010	POR	v	MEM L.	-	37	240	41	79	.519	6	12	.500	21	34	.618	14	23	37	19	19	1	7	11	2	109	93.6	
01/08/2010	POR	v	LAL W.	-	38	240	41	95	.432	11	28	.393	5	10	.500	17	21	38	17	24	0	5	8	3	98	93.8	
01/10/2010	POR	v	CLE L.	-	39	240	37	74	.500	7	20	.350	25	30	.833	11	31	42	22	19	0	6	7	3	106	94.1	
01/13/2010	POR	v	MIL W.	-	40	240	39	86	.453	12	29	.414	18	25	.720	13	23	36	23	26	0	4	13	2	108	94.4	
01/15/2010	POR	v	ORL W.	-	41	240	35	73	.479	7	30	.233	10	20	.500	6	32	38	17	12	0	3	12	5	87	94.2	
01/18/2010	POR	@	MAS L.	-	42	240	35	68	.515	2	8	.250	20	28	.893	9	24	33	17	15	0	3	13	2	97	94.3	
01/20/2010	POR	@	PHI W.	-	43	240	34	78	.436	4	14	.286	18	21	.857	12	25	37	18	18	1	4	12	5	90	94.2	
01/22/2010	POR	@	BOS L.	1	44	265	38	78	.487	6	20	.300	16	18	.889	6	31	37	25	28	1	7	17	7	98	94.3	
01/23/2010	POR	@	DET W.	-	45	240	32	75	.427	4	21	.190	25	34	.735	11	29	40	19	23	0	4	9	1	93	94.3	
01/25/2010	POR	v	NO L.	-	46	240	35	68	.515	9	19	.474	19	22	.864	5	28	33	20	16	0	6	13	4	98	94.3	
01/27/2010	POR	v	UTA L.	-	47	240	38	63	.603	6	15	.400	24	35	.686	8	36	44	27	27	0	6	21	9	106	94.6	
01/29/2010	POR	@	HOV L.	-	48	240	35	75	.467	5	18	.278	29	43	.674	11	31	42	15	20	0	6	12	2	104	94.8	
01/30/2010	POR	@	DAL W.	1	49	265	42	89	.472	7	14	.500	21	22	.955	10	32	42	23	19	0	5	15	4	112	95.1	
02/01/2010	POR	v	CHA W.	-	50	240	26	64	.406	6	23	.261	21	24	.875	11	21	32	15	16	0	9	21	1	79	94.8	
02/03/2010	POR	@	UTA L.	-	51	240	42	67	.627	5	13	.385	29	32	.906	4	31	35	32	19	0	6	12	7	118	95.3	
02/04/2010	POR	v	SA W.	-	52	240	37	84	.440	4	17	.235	15	22	.682	10	26	36	18	18	0	6	6	4	93	95.2	
02/06/2010	POR	v	LAL L.	-	53	240	41	84	.488	8	19	.421	9	15	.600	12	35	47	24	16	0	8	10	2	99	95.3	
02/09/2010	POR	v	OKC L.	-	54	240	31	73	.425	5	16	.313	22	28	.786	9	32	41	16	21	0	17	13	6	89	95.2	
02/10/2010	POR	@	PHO W.	-	55	240	39	83	.470	8	22	.364	15	19	.789	9	26	35	21	18	0	4	15	1	101	95.3	
02/16/2010	POR	v	LAC W.	-	56	240	36	75	.480	7	20	.350	8	15	.533	14	26	40	15	22	0	2	21	5	87	95.1	
02/19/2010	POR	v	BOS L.	-	57	240	39	73	.534	6	16	.373	12	23	.522	5	28	33	27	26	0	8	17	6	96	95.2	
02/21/2010	POR	v	UTA L.	1	58	265	33	83	.398	4	15	.267	23	34	.676	16	36	52	22	25	1	7	17	4	93	95.1	
02/23/2010	POR	@	NJ W.	-	59	240	34	69	.493	6	11	.545	19	21	.905	5	25	30	14	19	0	1	12	1	93	95.1	
02/24/2010	POR	@	TOR W.	-	60	240	34	76	.447	7	20	.350	12	17	.706	9	32	41	18	17	0	1	16	7	87	95.0	
02/26/2010	POR	@	CHI L.	1	61	265	46	80	.575	1	6	.167	22	28	.786	10	33	43	23	24	0	7	21	2	115	95	

2009-10 NBA STANDINGS

NBA EASTERN CONFERENCE

ATLANTIC DIVISION

	W	L	PCT	GB	HOME	ROAD	LAST-10	STREAK
Boston	50	32	.610	-	24-17	26-15	3-7	Lost 2
Toronto	40	42	.488	10	25-16	15-26	5-5	Won 2
New York	29	53	.354	21	18-23	11-30	3-7	Lost 1
Philadelphia	27	55	.329	23	12-29	15-26	2-8	Lost 2
New Jersey	12	70	.146	38	8-33	4-37	3-7	Lost 3

CENTRAL DIVISION

	W	L	PCT	GB	HOME	ROAD	LAST-10	STREAK
Cleveland	61	21	.744	-	35- 6	26-15	4-6	Lost 4
Milwaukee	46	36	.561	15	28-13	18-23	6-4	Won 1
Chicago	41	41	.500	20	24-17	17-24	7-3	Won 3
Indiana	32	50	.390	29	23-18	9-32	6-4	Lost 2
Detroit	27	55	.329	34	17-24	10-31	4-6	Won 1

SOUTHEAST DIVISION

	W	L	PCT	GB	HOME	ROAD	LAST-10	STREAK
Orlando	59	23	.720	-	34- 7	25-16	9-1	Won 6
Atlanta	53	29	.646	6	34- 7	19-22	7-3	Won 4
Miami	47	35	.573	12	24-17	23-18	9-1	Won 3
Charlotte	44	38	.537	15	31-10	13-28	6-4	Lost 1
Washington	26	56	.317	33	15-26	11-30	5-5	Won 1

NBA WESTERN CONFERENCE

SOUTHWEST DIVISION

	W	L	PCT	GB	HOME	ROAD	LAST-10	STREAK
Dallas	55	27	.671	-	28-13	27-14	8-2	Won 5
San Antonio	50	32	.610	5	29-12	21-20	6-4	Lost 1
Houston	42	40	.512	13	23-18	19-22	6-4	Lost 1
Memphis	40	42	.488	15	23-18	17-24	2-8	Lost 3
New Orleans	37	45	.451	18	24-17	13-28	3-7	Won 2

NORTHWEST DIVISION

	W	L	PCT	GB	HOME	ROAD	LAST-10	STREAK
Denver	53	29	.646	-	34- 7	19-22	6-4	Lost 1
Utah	53	29	.646	-	32- 9	21-20	6-4	Lost 1
Portland (3)	50	32	.610	3	26-15	24-17	7-3	Lost 1
Oklahoma City	50	32	.610	3	27-14	23-18	6-4	Won 1
Minnesota	15	67	.183	38	10-31	5-36	1-9	Lost 7

PACIFIC DIVISION

	W	L	PCT	GB	HOME	ROAD	LAST-10	STREAK
L.A. Lakers	57	25	.695	-	34- 7	23-18	4-6	Lost 1
Phoenix	54	28	.659	3	32- 9	22-19	8-2	Won 3
L.A. Clippers	29	53	.354	28	21-20	8-33	2-8	Won 1
Golden State	26	56	.317	31	18-23	8-33	6-4	Won 1
Sacramento	25	57	.305	32	18-23	7-34	1-9	Lost 3

LEAGUE LEADERS

SCORING AVERAGE	G	FG	FT	PTS	AVG	REBOUNDS PER GAME	G	OFF	DEF	TOT	AVG	ASSISTS PER GAME	G	AST	AVG
Durant, OKC.	82	794	756	2472	30.1	Howard, Orl.	82	284	798	1082	13.2	Nash, Pho.	81	892	11.0
James, Cle.	76	768	593	2258	29.7	Camby, LA-C-Por. (2)	74	249	622	871	11.8	Paul, N.O.	45	480	10.7
Anthony, Den.	69	688	508	1943	28.2	Randolph, Mem.	81	330	620	950	11.7	Williams, Utah	76	798	10.5
Bryant, LA-L	79	716	439	1970	27.0	Lee, N.Y.	81	228	721	949	11.7	Rondo, Bos.	81	794	9.8
Wade, Mia.	77	719	534	2045	26.6	Boozor, Utah	78	181	693	874	11.2	Kidd, Dal.	80	724	9.1
Ellis, G.S.	64	631	292	1631	25.5	Bosh, Tor.	70	205	554	759	10.8	James, Cle.	76	651	8.6
Nowitzki, Dal.	81	720	536	2027	25.0	Murphy, Ind.	72	129	608	737	10.2	B. Davis, LA-C	75	598	8.0
Granger, Ind.	62	488	363	1497	24.1	Duncan, S.A.	78	221	567	788	10.1	Westbrook, OKC.	82	652	8.0
Bosh, Tor.	70	600	470	1678	24.0	Wallace, Cha.	76	150	612	762	10.0	Harris, N.J.	64	423	6.6
Stoudemire, Pho.	82	704	487	1896	23.1	Horford, Atl.	81	236	563	799	9.9	Wade, Mia.	77	501	6.5
Johnson, Atl.	76	635	220	1619	21.3	Odom, LA-L	82	184	618	802	9.8	Rose, Chi.	78	469	6.0
Rose, Chi.	78	672	259	1619	20.8	Dalembert, Phi.	82	239	545	784	9.6	Calderon, Tor.	68	404	5.9
Randolph, Mem.	81	652	362	1681	20.8	Haywood, Was.-Dal.	77	278	437	715	9.3	Curry, G.S.	80	472	5.9
Jackson, G.S.-Cha.	81	600	338	1667	20.6	Kaman, LA-C	76	184	520	704	9.3	Iguodala, Phi.	82	472	5.8
Lee, N.Y.	81	686	268	1640	20.2	Jofferson, Min.	76	180	523	703	9.3	Evans, Sac.	72	414	5.8
Evans, Sac.	72	533	348	1450	20.1	Okafor, N.O.	82	251	491	742	9.0	Jennings, Mil.	82	470	5.7
Maggette, G.S.	70	457	460	1387	19.8	Stoudemire, Pho.	82	230	502	732	8.9	Collison, N.O.	76	432	5.7
Gay, Mem.	80	600	301	1567	19.6	Jos. Smith, Atl.	81	223	482	705	8.7	Billups, Den.	73	409	5.6
Brooks, Hou.	82	575	245	1604	19.6	Lopez, N.J.	82	270	439	709	8.6	Felton, Cha.	80	446	5.6
Billups, Den.	73	402	466	1427	19.5	Scola, Hou.	82	175	530	705	8.6	Miller, Por. (20)	82	445	5.4
Boozor, Utah	78	617	285	1519	19.5	Thompson, Sac.	75	224	413	637	8.5	Conley, Mem.	80	425	5.3
West, N.O.	81	619	296	1541	19.0	Haslem, Mia.	78	167	462	629	8.1	Brooks, Hou.	82	434	5.3
Lopez, N.J.	82	563	416	1542	18.8	Aldridge, Por. (23)	78	192	435	627	8.0	Watson, Ind.	79	399	5.1
Williams, Utah	76	494	335	1419	18.7	Gooden, Dal.-Was.-LA	70	207	335	542	7.7	Jack, Tor.	82	413	5.0
Kaman, LA-C	76	589	230	1408	18.5	Nowitzki, Dal.	81	80	940	620	7.7	Bryant, LA-L	73	365	5.0
Howard, Orl.	82	510	483	1503	18.3	Nene, Den.	82	166	461	627	7.6	Ginobili, S.A.	75	370	4.9
Pierco, Bos.	71	409	369	1296	18.3	Perkins, Bos.	78	155	440	595	7.6	Johnson, Atl.	76	369	4.9
Wallace, Cha.	76	456	422	1386	18.2	Varejao, Cle.	76	189	389	578	7.6	Stuckey, Det.	73	348	4.8
Crawford, Atl.	79	496	270	1425	18.0	Durant, OKC.	82	105	518	623	7.6	Blake, Por.-LA-C	80	380	4.8
Duncan, S.A.	78	561	271	1395	17.9	West, N.O.	81	164	441	605	7.5	Udrih, Sac.	79	372	4.7
Aldridge, Por. (31)	78	579	230	1393	17.9	Gibson, Chi.	82	226	385	611	7.5	Hinrich, Chi.	74	330	4.5
Harrington, N.Y.	72	448	240	1276	17.7	Deng, Chi.	70	131	381	512	7.3	Flynn, Min.	81	356	4.4
Deng, Chi.	70	473	252	1230	17.6	James, Cle.	76	71	483	554	7.3	Jos. Smith, Atl.	81	342	4.2
Curry, G.S.	80	528	177	1399	17.5	Okur, Utah	73	132	383	515	7.1	Turkoglu, Tor.	74	304	4.1
Mayo, Mem.	82	542	212	1432	17.5	O'Neal, Mia.	70	124	362	486	6.9	Diaw, Cha.	82	325	4.0
Bargnani, Tor.	80	537	181	1376	17.2	Millsap, Utah	82	186	373	559	6.8	Ridnour, Mil.	82	324	4.0
Jofferson, Min.	76	560	181	1301	17.1	Iguodala, Phi.	82	82	447	529	6.5	Bibby, Atl.	80	310	3.9
Iguodala, Phi.	82	496	315	1401	17.1	Blair, S.A.	82	200	326	526	6.4	Holiday, Phi.	73	280	3.8
Landry, Hou.-Sac.	80	499	344	1343	16.8	Beasley, Mia.	78	123	375	498	6.4	Ariza, Hou.	72	276	3.8
Stuckey, Det.	73	449	299	1215	16.6	Ilyasova, Mil.	81	157	360	517	6.4	Terry, Dal.	77	292	3.8

FIELD GOAL PCT.	FG	PGA	PCT	3-PT FIELD GOAL PCT.	3FG	3GA	PCT	FREE THROW PCT.	FT	FTA	PCT
Howard, Orl.	510	834	.612	Korvor, Utah	59	110	.536	Nash, Pho.	211	225	.938
Perkins, Bos.	314	522	.602	Miller, Was.	82	171	.480	Nowitzki, Dal.	536	586	.915
Nene, Den.	421	717	.587	Gibson, Cle.	71	149	.477	R. Allen, Bos.	231	253	.913
Gasol, Mem.	378	651	.581	Dudley, Pho.	120	262	.458	Billups, Den.	466	512	.910
Bynum, LA-L	392	688	.570	Morrow, G.S.	140	307	.456	Ridnour, Mil.	127	140	.907
Boozor, Utah	617	1098	.562	Frye, Pho.	172	392	.439	Durant, OKC.	756	840	.900
Stoudemire, Pho.	704	1264	.557	Curry, G.S.	166	380	.437	M. Williams, Cle.	177	198	.894
Horford, Atl.	467	847	.551	Afflalo, Den.	108	249	.434	Foye, Was.	129	145	.890
Lee, N.Y.	686	1258	.545	M. Williams, Clo.	159	371	.429	Curry, G.S.	177	200	.885
Millsap, Utah	385	716	.538	Nash, Pho.	124	291	.426	Martin, Sac.-Hou.	298	340	.876
Landry, Hou.-Sac.	499	931	.536	Kidd, Dal.	176	414	.425	Ginobili, S.A.	309	355	.870
Gasol, LA-L	452	844	.536	Pierco, Bos.	109	263	.414	Leo, N.J.	133	153	.869
Okafor, N.O.	348	656	.530	Parker, Cle.	108	261	.414	Terry, Dal.	232	268	.866
O'Neal, Mia.	394	745	.529	Jack, Tor.	82	199	.412	West, N.O.	296	342	.865
Garnett, Bos.	402	772	.521	Rush, Ind.	124	302	.411	Gooden, Dal.-Was.-LA	186	216	.861
Bogut, Mil.	473	910	.520	Young, Was.	69	170	.406	Gordon, Det.	198	230	.861
Duncan, S.A.	561	1082	.518	Redick, Orl.	111	274	.405	Redick, Orl.	191	222	.860
Bosh, Tor.	600	1158	.518	Hill, S.A.	75	188	.399	Crawford, Atl.	270	315	.857
Maggette, G.S.	457	886	.516	Brooks, Hou.	209	525	.398	Pierco, Bos.	369	433	.852
Scola, Hou.	560	1090	.514	Calderon, Tor.	68	171	.398	Collinson, N.O.	148	174	.851
Rondo, Bos.	459	904	.508	Lewis, Orl.	168	423	.397	Granger, Ind.	363	428	.848
Marion, Dal.	395	778	.508	Richardson, Mia.	142	358	.397	Paul, N.O.	161	190	.847
Nash, Pho.	499	985	.507	Ellington, Min.	64	162	.395	Douglas-Roberts, N.J	133	157	.847
West, N.O.	619	1226	.505	Blake, Por.-LA-C	116	294	.395	Hamilton, Det.	204	241	.846
Jos. Smith, Atl.	504	999	.505	Dragic, Pho.	74	188	.394	Jack, Tor.	203	241	.842
James, Cle.	768	1528	.503	Augustin, Cha.	70	178	.393	Dunleavy, Ind.	133	158	.842
Lopez, N.J.	563	1129	.499	Richardson, Pho.	157	400	.393	Carter, Orl.	257	306	.840
Jofferson, Min.	560	1125	.498	Robinson, N.Y.-Bos.	87	223	.390	Butler, Was.-Dal.	264	315	.838
Aldridge, Por. (29)	579	1169	.495	Holiday, Phi.	62	159	.390	Garnett, Bos.	185	221	.837
Hibbert, Ind.	387	782	.495	Bonner, S.A.	90	231	.390	Maggette, G.S.	460	551	.835
Gibson, Chi.	311	629	.494	Bibby, Atl.	126	324	.389	Stuckey, Det.	299	359	.833
Haslem, Mia.	312	632	.494	Douglas, N.Y.	68	175	.389	Bayless, Por. (32)	201	242	.831
Udrih, Sac.	415	841	.493	Wright, Mia.	61	157	.389	Anthony, Den.	508	612	.830
Paul, N.O.	314	637	.493	Conley, Mem.	82	212	.387	Salmons, Chi.-Mil.	253	305	.830
Kaman, LA-C	589	1202	.490	Billups, Den.	157	407	.386	Matthews, Utah	160	193	.829
Rose, Chi.	672	1373	.489	Nocioni, Sac.	96	249	.386	Miller, Chi.	182	220	.827
Randolph, Mem.	652	1336	.488	Okur, Utah	82	213	.385	Lowry, Hou.	215	260	.827
Parker, S.A.	349	716	.487	Felton, Cha.	60	156	.385	Flynn, Min.	223	270	.826
Wallace, Cha.	456	943	.484	Murphy, Ind.	128	333	.384	Williams, Phi.	192	233	.824
Diaw, Cha.	373	773	.483	Mayo, Mem.	136	355	.383	Brooks, Hou.	245	298	.822

LEAGUE LEADERS

STEALS PER GAME	G	STL	AVG
Rondo, Bos.	81	189	2.33
Ellis, G.S.	64	143	2.23
Curry, G.S.	80	152	1.90
Wade, Mia.	77	142	1.84
Kidd, Dal.	80	145	1.81
Ariza, Hou.	72	126	1.75
Iguodala, Phi.	82	141	1.72
B. Davis, LA-C	75	126	1.68
James, Cle.	76	125	1.64
Jackson, G.S.-Cha.	81	132	1.63
Jos. Smith, Atl.	81	130	1.60
Butler, Was.-Dal.	74	116	1.57
Bryant, LA-L	73	113	1.55
Wallace, Cha.	76	117	1.54
Felton, Cha.	80	123	1.54
Evans, Sac.	72	109	1.51
Gay, Mem.	80	118	1.48
Brewer, Min.	82	117	1.43
Nene, Den.	82	115	1.40
Stuckoy, Det.	73	101	1.38
Artost, LA-L	77	106	1.38
Ginobili, S.A.	75	103	1.37
Durant, OKC.	82	112	1.37
Conley, Mem.	80	109	1.36
Smith, Den.	75	99	1.32
Westbrook, OKC.	82	108	1.32
Watson, Ind.	79	104	1.32
Lee, N.J.	71	93	1.31
Camby, LA-C-Por. (29)	74	95	1.28
Jennings, Mil.	82	105	1.28
Green, OKC.	82	104	1.27
Williams, Utah	76	96	1.26
Chalmers, Mia.	73	91	1.25
Salmons, Chi.-Mil.	81	99	1.22
Terry, Dal.	77	94	1.22
Mayo, Mem.	82	98	1.20
Pierce, Bos.	71	84	1.18
Sofoloshia, OKC.	82	97	1.18
Hinrich, Chi.	74	85	1.15
Miller, Por. (40)	82	93	1.13

BLOCKS PER GAME	G	BLK	AVG
Howard, Orl.	82	228	2.78
Bogut, Mil.	69	175	2.54
Jos. Smith, Atl.	81	173	2.14
Haywood, Was.-Dal.	77	158	2.05
Camby, LA-C-Por. (5)	74	146	1.97
Andersen, Den.	76	143	1.88
Dalembert, Phi.	82	151	1.84
Gasol, LA-L	65	113	1.74
Lopez, N.J.	82	139	1.70
Perkins, Bos.	78	132	1.69
McGee, Was.	60	101	1.68
Hibbert, Ind.	81	131	1.62
Gasol, Mem.	69	109	1.58
Noah, Chi.	64	100	1.56
Okafor, N.O.	82	127	1.55
Duncan, S.A.	78	117	1.50
Bargnani, Tor.	80	111	1.39
Anthony, Min.	80	109	1.36
O'Neal, Mia.	70	95	1.36
Ibaka, OKC.	73	97	1.33
Jefferson, Min.	76	98	1.29
Gibson, Chi.	82	104	1.27
Kaman, LA-C	76	94	1.24
Millsap, Utah	82	99	1.21
Hawes, Sac.	72	83	1.15
Horford, Atl.	81	91	1.12
Okur, Utah	73	81	1.11
Wallace, Cha.	76	83	1.09
Wade, Mia.	77	82	1.06
Brand, Phi.	76	80	1.05
Durant, OKC.	82	84	1.02
Jeffries, N.Y.-Hou.	70	71	1.01
James, Cle.	76	77	1.01
Stoudemire, Pho.	82	83	1.01
Nene, Den.	82	82	1.00
Nowitzki, Dal.	81	79	0.98
Thompson, Sac.	75	73	0.97
Bosh, Tor.	70	68	0.97
Amundson, Pho.	79	73	0.92
Frye, Pho.	81	74	0.91

MINUTES PER GAME	G	MIN	AVG
Ellis, G.S.	64	2647	41.4
Wallace, Cha.	76	3119	41.0
Gay, Mem.	80	3175	39.7
Durant, OKC.	82	3239	39.5
James, Cle.	76	2966	39.0
Iguodala, Phi.	82	3193	38.9
Bryant, LA-L	73	2835	38.8
Jackson, G.S.-Cha.	81	3129	38.6
Anthony, Den.	69	2634	38.2
Johnson, Atl.	76	2886	38.0
Mayo, Mem.	82	3113	38.0
Deng, Chi.	70	2651	37.9
Randolph, Mem.	81	3051	37.7
Butler, Was.-Dal.	74	2784	37.6
Nowitzki, Dal.	81	3039	37.5
Aldridge, Por. (16)	78	2922	37.5
Lee, N.Y.	81	3019	37.3
Roy, Por. (18)	65	2419	37.2
Evans, Sac.	72	2677	37.2
Green, OKC.	82	3043	37.1
Gasol, LA-L	65	2403	37.0
Lopez, N.J.	82	3027	36.9
Williams, Utah	76	2802	36.9
Rose, Chi.	78	2871	36.8
Granger, Ind.	62	2278	36.7
Rondo, Bos.	81	2963	36.6
Ariza, Hou.	72	2629	36.5
Jamison, Was.-Cle.	66	2406	36.5
West, N.O.	81	2949	36.4
Wade, Mia.	77	2792	36.3
Curry, G.S.	80	2896	36.2
Bosh, Tor.	70	2526	36.1
Kidd, Dal.	80	2881	36.0
Gordon, LA-C	62	2229	36.0
Gasol, Mem.	69	2469	35.8
Chandler, N.Y.	65	2320	35.7
Brooks, Hou.	82	2919	35.6
Jos. Smith, Atl.	81	2871	35.4
Diaw, Cha.	82	2906	35.4
R. Allen, Bos.	80	2819	35.2

ROOKIE LEAGUE LEADERS

SCORING AVERAGE	G	FG	FT	PTS	AVG	REBOUNDS PER GAME	G	OFF	DEF	TOT	AVG	ASSISTS PER GAME	G	AST	AVG
Evans, Sac.	72	533	348	1450	20.1	Gibson, Chi.	82	226	385	611	7.5	Curry, G.S.	80	472	5.9
Curry, G.S.	80	528	177	1399	17.5	Blair, S.A.	82	200	326	526	6.4	Evans, Sac.	72	414	5.8
Jennings, Mil.	82	451	223	1270	15.5	Jerebko, Det.	80	194	284	478	6.0	Jennings, Mil.	82	470	5.7
Thornton, N.O.	73	398	144	1057	14.5	Ibaka, OKC.	73	138	259	397	5.4	Collison, N.O.	76	432	5.7
Flynn, Min.	81	397	223	1094	13.5	Evans, Sac.	72	66	314	380	5.3	Flynn, Min.	81	356	4.4
Collison, N.O.	76	376	148	946	12.4	Casspi, Sac.	77	75	274	349	4.5	Holiday, Phi.	73	280	3.8
Casspi, Sac.	77	300	117	792	10.3	T. Williams, N.J.	78	46	302	348	4.5	Maynor, Utah-OKC.	81	266	3.3
Harden, OKC.	76	233	194	753	9.9	Curry, G.S.	80	48	308	356	4.5	Lawson, Den.	65	203	3.1
Matthews, Utah	82	273	160	769	9.4	Brockman, Sac.	52	105	108	213	4.1	T. Williams, N.J.	78	223	2.9
Jerebko, Det.	80	290	125	741	9.3	Hill, N.Y.-Hou.	47	76	99	175	3.7	Douglas, N.Y.	56	112	2.0
Gibson, Chi.	82	311	113	735	9.0	Thabeet, Mem.	68	85	158	243	3.6	Price, Ind.	56	106	1.9
Budinger, Hou.	74	249	67	657	8.9	Jennings, Mil.	82	49	233	282	3.4	Harden, OKC.	76	137	1.8
DeRozan, Tor.	77	255	148	662	8.6	Anderson, Hou.	63	54	154	208	3.3	Teague, Atl.	71	122	1.7
Douglas, N.Y.	56	179	55	481	8.6	Harden, OKC.	76	47	197	244	3.2	Thornton, N.O.	73	114	1.6
T. Williams, N.J.	78	261	103	656	8.4	Budinger, Hou.	74	38	182	220	3.0	Matthews, Utah	82	124	1.5
Lawson, Den.	65	201	106	542	8.3	DeRozan, Tor.	77	66	157	223	2.9	Beaubois, Dal.	56	74	1.3
Holiday, Phi.	73	230	65	587	8.0	Thornton, N.O.	73	72	139	211	2.9	Casspi, Sac.	77	95	1.2
Blair, S.A.	82	275	88	638	7.8	Hunter, G.S.	60	56	111	167	2.8	Budinger, Hou.	74	88	1.2
Young, Mem.	80	224	136	595	7.4	Holiday, Phi.	73	56	135	191	2.6	Ellington, Min.	76	74	1.0
Price, Ind.	56	145	60	410	7.3	Cunningham, Por. (20)	63	54	106	160	2.5	Gibson, Chi.	82	70	0.9

FIELD GOAL PCT.	FG	FGA	PCT	3-PT FIELD GOAL PCT.	3FG	3GA	PCT	FREE THROW PCT.	FT	FTA	PCT
Blair, S.A.	275	495	.556	Curry, G.S.	166	380	.437	Curry, G.S.	177	200	.885
Ibaka, OKC.	201	370	.543	Beaubois, Dal.	45	110	.409	Collison, N.O.	148	174	.851
Beaubois, Dal.	155	299	.518	Collison, N.O.	46	115	.400	Matthews, Utah	160	193	.829
Lawson, Den.	201	390	.515	Ellington, Min.	64	162	.395	Flynn, Min.	223	270	.826
DeRozan, Tor.	255	512	.498	Holiday, Phi.	62	159	.390	Jennings, Mil.	223	273	.817
Gibson, Chi.	311	629	.494	Douglas, N.Y.	68	175	.389	Thornton, N.O.	144	177	.814
Matthews, Utah	273	565	.483	Matthews, Utah	63	165	.382	Harden, OKC.	194	240	.808
Jerebko, Det.	290	603	.481	Harden, OKC.	93	248	.375	Young, Mem.	136	175	.777
Collison, N.O.	376	789	.477	Thornton, N.O.	117	313	.374	Budinger, Hou.	67	87	.770
Curry, G.S.	528	1143	.462	Jennings, Mil.	145	388	.374	DeRozan, Tor.	148	194	.763

STEALS PER GAME	G	STL	AVG	BLOCKS PER GAME	G	BLK	AVG	MINUTES PER GAME	G	MIN	AVG
Curry, G.S.	80	152	1.90	Ibaka, OKC.	73	97	1.33	Evans, Sac.	72	2677	37.2
Evans, Sac.	72	109	1.51	Thabeet, Mem.	68	89	1.31	Curry, G.S.	80	2896	36.2
Jennings, Mil.	82	105	1.28	Gibson, Chi.	82	104	1.27	Jennings, Mil.	82	2671	32.6
Holiday, Phi.	73	79	1.08	Johnson, Chi.	65	43	0.66	Flynn, Min.	81	2339	28.9
Harden, OKC.	76	80	1.05	Hunter, G.S.	60	35	0.58	Jerebko, Det.	80	2232	27.9
Collison, N.O.	76	78	1.03	Blair, S.A.	82	39	0.48	Collison, N.O.	76	2109	27.8
Flynn, Min.	81	82	1.01	Hill, N.Y.-Hou.	47	21	0.45	Gibson, Chi.	82	2204	26.9
Jerebko, Det.	80	79	0.99	Pendergraph, Por. (8)	39	16	0.41	Thornton, N.O.	73	1872	25.6
Thornton, N.O.	73	58	0.79	Daye, Det.	69	26	0.38	Casspi, Sac.	77	1931	25.1
Matthews, Utah	82	64	0.78	Jerebko, Det.	80	29	0.36	Matthews, Utah	82	2025	24.7

OFFENSIVE/DEFENSIVE STATISTICS

		FIELD GOALS			3-PT. F.G.'S			FREE THROWS			-- REBOUNDS --		----- MISCELLANEOUS -----							SCORING	
TEAM	G	MADE	ATT.	PCT.	MADE	ATT.	PCT.	MADE	ATT.	PCT.	OFF.	DEF.	TOT.	AST	PF	DQ	STL	TO	BLK	PTS	AVG.
Phoe.	82	3339	6788	.492	730	1770	.412	1631	2117	.770	910	2616	3526	1912	1713	10	479	1210	418	9039	110.2
G.S.	82	3329	7094	.469	633	1687	.375	1631	2085	.782	753	2397	3150	1839	1886	21	761	1204	340	8922	108.8
Den.	82	3124	6678	.468	544	1517	.359	1937	2508	.772	889	2505	3394	1719	1844	15	683	1136	417	8729	106.5
Utah	82	3227	6575	.491	439	1207	.364	1654	2233	.741	872	2588	3460	2187	1859	17	675	1246	400	8547	104.2
Tor.	82	3199	6631	.482	518	1397	.371	1618	2118	.764	806	2507	3313	1804	1819	11	469	1100	384	8534	104.1
Orl.	82	3005	6394	.470	841	2241	.375	1575	2176	.724	810	2736	3546	1615	1629	7	512	1155	456	8426	102.8
Mem.	82	3223	6875	.469	344	1020	.337	1614	2202	.733	1070	2496	3566	1543	1693	13	645	1248	399	8404	102.5
Hou.	82	3094	6923	.447	646	1838	.351	1561	2022	.772	971	2471	3442	1790	1712	7	583	1188	318	8395	102.4
Clev.	82	3101	6391	.485	602	1582	.381	1569	2180	.720	791	2692	3483	1835	1591	6	564	1137	425	8373	102.1
N.Y.	82	3127	6876	.455	743	2145	.346	1376	1759	.782	836	2477	3313	1772	1638	9	586	1148	305	8373	102.1
Dall.	82	3140	6760	.464	558	1498	.372	1526	1870	.816	834	2586	3420	1917	1563	9	624	1059	449	8364	102.0
LA-L	82	3144	6875	.457	532	1562	.341	1519	1985	.765	973	2662	3635	1730	1592	5	612	1096	400	8339	101.7
Atl.	82	3181	6801	.468	524	1455	.360	1452	1914	.759	969	2451	3420	1789	1632	6	592	980	413	8338	101.7
OKC.	82	3063	6629	.462	418	1229	.340	1778	2210	.805	960	2607	3567	1639	1743	17	654	1227	481	8322	101.5
S.A.	82	3150	6659	.473	554	1547	.358	1458	1969	.740	887	2621	3508	1829	1669	11	516	1116	381	8312	101.4
Ind.	82	3020	6823	.443	659	1896	.348	1564	2019	.775	785	2618	3403	1730	1848	16	585	1232	439	8263	100.8
N.O.	82	3178	6842	.464	571	1572	.363	1293	1661	.778	852	2450	3302	1828	1606	6	625	1103	300	8220	100.2
Sac.	82	3144	6895	.456	482	1383	.349	1430	1969	.726	977	2518	3495	1679	1827	14	564	1226	366	8200	100.0
Bos.	82	3039	6294	.483	499	1433	.348	1559	2090	.746	716	2449	3165	1930	1816	10	701	1219	402	8136	99.2
Minn.	82	3106	6923	.449	403	1181	.341	1436	1926	.746	962	2556	3518	1626	1699	12	597	1333	306	8051	98.2
Port.	82	2974	6453	.461	491	1388	.354	1606	2033	.790	913	2383	3296	1674	1715	10	523	1012	350	8045	98.1
Phil.	82	3087	6706	.460	474	1381	.343	1366	1808	.756	941	2421	3362	1723	1677	10	667	1192	439	8014	97.7
Milw.	82	3050	6998	.436	645	1813	.356	1264	1675	.755	965	2560	3525	1740	1823	11	580	1085	385	8009	97.7
Chi.	82	3081	6825	.451	352	1066	.330	1479	1962	.754	937	2716	3653	1704	1648	20	531	1175	478	7993	97.5
Miami	82	2984	6518	.458	494	1426	.346	1452	1931	.752	875	2553	3428	1948	1710	7	605	1079	457	7914	96.5
Wash.	82	3008	6700	.449	432	1225	.353	1444	1895	.762	966	2458	3424	1537	1752	13	493	1219	421	7892	96.2
LA-C	82	3002	6601	.455	483	1457	.332	1362	1867	.730	927	2502	3429	1810	1581	6	532	1285	466	7849	95.7
Cha.	82	2858	6306	.453	460	1331	.346	1637	2180	.751	858	2490	3348	1658	1597	9	632	1290	446	7813	95.3
Det.	82	2940	6602	.445	374	1190	.314	1455	1998	.728	1053	2242	3295	1591	1822	12	596	1100	313	7709	94.0
N.J.	82	2813	6554	.429	377	1185	.318	1572	2015	.780	897	2358	3255	1540	1643	3	573	1182	393	7575	92.4

OPPONENTS' STATISTICS

	FIELD GOALS			3-PT. F.G.'S			FREE THROWS			-- REBOUNDS --		----- MISCELLANEOUS -----					--- SCORING ---				
TEAM	MADE	ATT.	PCT.	MADE	ATT.	PCT.	MADE	ATT.	PCT.	OFF.	DEF.	TOT.	AST	PF	DQ	STL	TO	BLK	PTS	AVG.	DIFF.
Cha.	2925	6536	.448	573	1696	.338	1270	1710	.743	868	2382	3250	1666	1804	11	614	1256	502	7693	93.8	+1.5
Miami	2813	6408	.439	524	1531	.342	1577	2091	.754	856	2483	3339	1545	1639	9	517	1184	355	7727	94.2	+2.3
Port.	2950	6352	.464	480	1399	.343	1394	1870	.745	801	2322	3123	1583	1767	21	485	1104	333	7774	94.8	+3.3
Orl.	2955	6739	.438	522	1437	.363	1380	1830	.754	800	2481	3281	1550	1819	11	551	1050	288	7812	95.3	+7.5
Bos.	2880	6390	.451	470	1375	.342	1606	2152	.746	868	2418	3286	1585	1777	9	578	1283	386	7836	95.6	+3.7
Clev.	2935	6633	.442	524	1511	.347	1444	1907	.757	794	2366	3160	1661	1708	10	542	1045	325	7838	95.6	+6.5
Milw.	2870	6361	.451	438	1276	.343	1692	2211	.765	790	2723	3513	1581	1664	11	573	1254	421	7870	96.0	+1.7
S.A.	3025	6691	.452	412	1200	.343	1433	1896	.756	814	2427	3241	1576	1672	8	567	1032	417	7895	96.3	+5.1
LA-L	3050	6840	.446	520	1585	.328	1332	1776	.750	914	2546	3460	1792	1737	12	573	1159	363	7952	97.0	+4.7
Atl.	3048	6623	.460	480	1392	.345	1380	1852	.745	922	2471	3393	1719	1582	7	506	1135	359	7956	97.0	+4.7
OKC.	3007	6718	.448	481	1414	.340	1541	2018	.764	937	2397	3334	1618	1755	13	616	1238	384	8036	98.0	+3.5
Utah	2908	6471	.449	552	1559	.354	1741	2286	.762	837	2376	3213	1628	1818	13	632	1238	445	8109	98.9	+5.3
Chi.	3043	6885	.442	584	1680	.348	1457	1958	.744	916	2589	3505	1715	1643	7	578	1090	438	8127	99.1	-1.6
Det.	2965	6172	.480	568	1514	.375	1630	2124	.767	814	2420	3234	1898	1702	11	549	1174	401	8128	99.1	-5.1
Dall.	3107	6805	.457	525	1515	.347	1402	1849	.758	922	2592	3514	1659	1652	7	563	1195	337	8141	99.3	+2.7
Wash.	3083	6664	.463	528	1466	.360	1590	2088	.761	935	2530	3465	1772	1684	6	569	1115	415	8284	101.0	-4.8
N.J.	3172	6593	.481	468	1278	.366	1511	2021	.748	925	2683	3608	1960	1647	8	638	1149	421	8323	101.5	-9.1
Phil.	3105	6573	.472	606	1542	.393	1518	1983	.766	888	2470	3358	1810	1534	4	621	1189	332	8334	101.6	-3.9
LA-C	3193	6792	.470	529	1457	.363	1455	1910	.762	879	2490	3369	1926	1588	8	686	1059	363	8370	102.1	-6.4
Don.	3088	6766	.456	523	1498	.349	1695	2207	.768	955	2513	3468	1723	1943	9	578	1235	438	8394	102.4	+4.1
N.O.	3250	6730	.483	539	1517	.355	1383	1841	.751	870	2586	3456	1925	1597	10	574	1177	367	8422	102.7	-2.5
Hou.	3236	6810	.475	489	1344	.364	1464	1917	.764	875	2632	3507	1716	1840	21	597	1207	532	8425	102.7	-0.4
Ind.	3113	6875	.453	510	1405	.363	1774	2346	.756	969	2852	3821	1694	1709	11	654	1227	414	8510	103.8	-3.0
Mem.	3277	6849	.478	572	1618	.354	1402	1858	.755	907	2349	3256	1875	1840	19	635	1165	501	8528	104.0	-1.5
Sac.	3199	6828	.469	497	1391	.357	1663	2149	.774	909	2538	3447	1683	1650	12	586	1120	468	8558	104.4	-4.4
Phoe.	3235	7165	.452	561	1582	.355	1606	2114	.760	1081	2391	3472	1704	1789	11	646	1065	365	8637	105.3	+4.9
Tor.	3194	6824	.468	609	1665	.366	1683	2146	.784	933	2453	3386	1889	1730	12	580	1040	360	8680	105.9	-1.8
N.Y.	3352	6902	.486	553	1571	.352	1429	1896	.754	959	2724	3683	1723	1576	13	585	1182	368	8686	105.9	-3.8
Minn.	3343	6961	.480	618	1690	.366	1534	1981	.774	917	2640	3557	2103	1686	10	721	1173	442	8838	107.8	-9.6
G.S.	3409	7033	.485	567	1514	.375	1832	2390	.767	1100	2842	3942	1979	1757	9	645	1442	407	9217	112.4	-3.6
AVG.'S	3091	6700	.461	527	1487	.355	1527	2013	.759	899	2523	3421	1742	1710	11	592	1166	398	8237	100.4	---
----	92730			44622			45818			75686			52258	323		34982			247100		
----	200989			15822			60377			26955		102641	51309	17759		11947					

OFFENSIVE/DEFENSIVE STATISTICS (PER GAME)

TEAM	G	FIELD GOALS			3-PT. F.G.'S			FREE THROWS			REBOUNDS			MISCELLANEOUS						
		MADE	ATT	PCT	MADE	ATT	PCT	MADE	ATT	PCT	OFF	DEF	TOT	AST	PF	DQ	STL	TO	BLK	PTS
Atl.	82	38.79	82.94	.468	6.39	17.74	.360	17.71	23.34	.759	11.82	29.89	41.71	21.82	19.90	0.07	7.22	11.95	5.04	101.7
Bos.	82	37.06	76.76	.483	6.09	17.48	.348	19.01	25.49	.746	8.73	29.87	38.60	23.54	22.15	0.12	8.55	14.87	4.90	99.2
Cha.	82	34.85	76.90	.453	5.61	16.23	.346	19.96	26.59	.751	10.46	30.37	40.83	20.22	19.48	0.11	7.71	15.73	5.44	95.3
Chi.	82	37.57	83.23	.451	4.29	13.00	.330	18.04	23.93	.754	11.43	33.12	44.55	20.78	20.10	0.24	6.48	14.33	5.83	97.5
Clev.	82	37.82	77.94	.485	7.34	19.29	.381	19.13	26.59	.720	9.65	32.83	42.48	22.38	19.40	0.07	6.88	13.87	5.18	102.1
Dall.	82	38.29	82.44	.464	6.80	18.27	.372	18.61	22.80	.816	10.17	31.54	41.71	23.38	19.06	0.11	7.61	12.91	5.48	102.0
Den.	82	38.10	81.44	.468	6.63	18.50	.359	23.62	30.59	.772	10.84	30.55	41.39	20.96	22.49	0.18	8.33	13.85	5.09	106.5
Det.	82	35.85	80.51	.445	4.56	14.51	.314	17.74	24.37	.728	12.84	27.34	40.18	19.40	22.22	0.15	7.27	13.41	3.82	94.0
G.S.	82	40.60	86.51	.469	7.72	20.57	.375	19.89	25.43	.782	9.18	29.23	38.41	22.43	23.00	0.26	9.28	14.68	4.15	108.8
Hou.	82	37.73	84.43	.447	7.88	22.41	.351	19.04	24.66	.772	11.84	30.13	41.98	21.83	20.88	0.09	7.11	14.49	3.88	102.4
Ind.	82	36.83	83.21	.443	8.04	23.12	.348	19.07	24.62	.775	9.57	31.93	41.50	21.10	22.54	0.20	7.13	15.02	5.35	100.8
LA-C	82	36.61	80.50	.455	5.89	17.77	.332	16.61	22.77	.730	11.30	30.51	41.82	22.07	19.28	0.07	6.49	15.67	5.68	95.7
LA-L	82	38.34	83.84	.457	6.49	19.05	.341	18.52	24.21	.765	11.87	32.46	44.33	21.10	19.41	0.06	7.46	13.37	4.88	101.7
Mem.	82	39.30	83.84	.469	4.20	12.44	.337	19.68	26.85	.733	13.05	30.44	43.49	18.82	20.18	0.16	7.87	15.22	4.87	102.5
Miami	82	36.39	79.49	.458	6.02	17.39	.346	17.71	23.55	.752	10.67	31.13	41.80	18.88	20.85	0.09	7.38	13.16	5.57	96.5
Milw.	82	37.20	85.34	.436	7.87	22.11	.356	15.41	20.43	.755	11.77	31.22	42.99	21.22	22.23	0.13	7.07	13.23	4.70	97.7
Minn.	82	37.88	84.43	.449	4.91	14.40	.341	17.51	23.49	.746	11.73	31.17	42.90	19.83	20.72	0.15	7.28	16.26	3.73	98.2
N.J.	82	34.30	79.93	.429	4.60	14.45	.318	19.17	24.57	.780	10.94	28.76	39.70	18.78	20.04	0.04	6.98	14.41	4.79	92.4
N.O.	82	38.76	83.44	.464	6.96	19.17	.363	15.77	20.26	.778	10.39	29.88	40.27	22.29	19.59	0.07	7.62	13.45	3.66	100.2
N.Y.	82	38.13	83.85	.455	9.06	26.16	.346	16.78	21.45	.782	10.20	30.21	40.40	21.61	19.98	0.11	7.15	14.00	3.72	102.1
OKC.	82	37.35	80.84	.462	5.10	14.99	.340	21.68	26.95	.805	11.71	31.79	43.50	19.99	21.26	0.21	7.98	14.96	5.87	101.5
Orl.	82	36.65	77.98	.470	10.26	27.33	.375	19.21	26.54	.724	9.88	33.37	43.24	19.70	19.87	0.09	6.24	14.09	5.56	102.8
Phil.	82	37.65	81.78	.460	5.78	16.84	.343	16.66	22.05	.756	11.48	29.52	41.00	21.01	20.45	0.12	8.13	14.54	5.35	97.7
Phoe.	82	40.72	82.78	.492	8.90	21.59	.412	19.89	25.82	.770	11.10	31.90	43.00	23.32	20.89	0.12	5.84	14.76	5.10	110.2
Port.	82	36.27	78.70	.461	5.99	16.93	.354	19.59	24.79	.790	11.13	29.06	40.20	20.41	20.91	0.12	6.38	12.34	4.27	98.1
Sac.	82	38.34	84.09	.456	5.88	16.87	.349	17.44	24.01	.726	11.91	30.71	42.62	20.48	22.28	0.17	6.88	14.95	4.46	100.0
S.A.	82	38.41	81.21	.473	6.76	18.87	.358	17.78	24.01	.740	10.82	31.96	42.78	22.30	20.35	0.13	6.29	13.61	4.65	101.4
Tor.	82	39.01	80.87	.482	6.32	17.04	.371	19.73	25.83	.764	9.83	30.57	40.40	22.00	22.18	0.13	5.72	13.41	4.68	104.1
Utah	82	39.35	80.18	.491	5.35	14.72	.364	20.17	27.23	.741	10.63	31.56	42.20	26.67	22.67	0.21	8.23	15.20	4.88	104.2
Wash.	82	36.68	81.71	.449	5.27	14.94	.353	17.61	23.11	.762	11.78	29.98	41.76	18.99	21.37	0.16	6.01	14.87	5.13	96.2

OPPONENTS' STATISTICS (PER GAME)

----	FIELD GOALS				3-PT. F.G.'S			FREE THROWS			--- REBOUNDS ---			----- MISCELLANEOUS -----						
TEAM	G	MADE	ATT	PCT	MADE	ATT	PCT	MADE	ATT	PCT	OFF	DEF	TOT	AST	PF	DQ	STL	TO	BLK	PTS
Atl.	82	37.17	80.77	.460	5.85	16.98	.345	16.83	22.59	.745	11.24	30.13	41.38	20.96	19.29	0.09	6.17	13.84	4.38	97.0
Bos.	82	35.12	77.93	.451	5.73	16.77	.342	19.59	26.24	.746	10.59	29.49	40.07	19.33	21.67	0.11	7.05	15.65	4.71	95.6
Cha.	82	35.67	79.71	.448	6.99	20.68	.338	15.49	20.85	.743	10.59	29.05	39.63	20.32	22.00	0.13	7.49	15.32	6.12	93.8
Chi.	82	37.11	83.96	.442	7.12	20.49	.348	17.77	23.88	.744	11.17	31.57	42.74	20.91	20.04	0.09	7.05	13.29	5.34	99.1
Clev.	82	35.79	80.89	.442	6.39	18.43	.347	17.61	23.26	.757	9.68	28.85	38.54	20.26	20.83	0.12	6.61	12.74	3.96	95.6
Dall.	82	37.89	82.99	.457	6.40	18.48	.347	17.10	22.55	.758	11.24	31.61	42.85	20.23	20.15	0.09	6.87	14.57	4.11	99.3
Den.	82	37.66	82.51	.456	6.38	18.27	.349	20.67	26.91	.768	11.65	30.65	42.29	21.01	23.70	0.11	7.05	15.06	5.34	102.4
Det.	82	36.16	75.27	.480	6.93	18.46	.375	19.88	25.90	.767	9.93	29.51	39.44	23.15	20.76	0.13	6.70	14.32	4.89	99.1
G.S.	82	41.57	85.77	.485	6.91	18.46	.375	22.34	29.15	.767	13.41	34.66	48.07	24.13	21.43	0.11	7.87	17.59	4.96	112.4
Hou.	82	39.46	83.05	.475	5.96	16.39	.364	17.85	23.38	.764	10.67	32.10	42.77	20.93	22.44	0.26	7.28	14.72	6.49	102.7
Ind.	82	37.96	83.84	.453	6.22	17.13	.363	21.63	28.61	.756	11.82	34.78	46.60	20.66	20.84	0.13	7.98	14.96	5.05	103.8
LA-C	82	38.94	82.83	.470	6.45	17.77	.363	17.74	23.29	.762	10.72	30.37	41.09	23.49	19.37	0.10	8.37	12.91	4.43	102.1
LA-L	82	37.20	83.41	.446	6.34	19.33	.328	16.24	21.66	.750	11.15	31.05	42.20	21.85	21.18	0.15	6.99	14.13	4.43	97.0
Mem.	82	39.96	83.52	.478	6.98	19.73	.354	17.10	22.66	.755	11.06	28.65	39.71	22.87	22.44	0.23	7.74	14.21	6.11	104.0
Miami	82	34.30	78.15	.439	6.39	18.67	.342	19.23	25.50	.754	10.44	30.28	40.72	18.84	19.99	0.11	6.30	14.44	4.33	94.2
Milw.	82	35.00	77.57	.451	5.34	15.56	.343	20.63	26.96	.765	9.63	33.21	42.84	19.28	20.29	0.13	6.99	15.29	5.13	96.0
Minn.	82	40.77	84.89	.480	7.54	20.61	.366	18.71	24.16	.774	11.18	32.20	43.38	25.65	20.56	0.12	8.79	14.30	5.39	107.8
N.J.	82	38.68	80.40	.481	5.71	15.59	.366	18.43	24.65	.748	11.28	32.72	44.00	23.90	20.09	0.10	7.78	14.01	5.13	101.5
N.O.	82	39.63	82.07	.483	6.57	18.50	.355	16.87	22.45	.751	10.61	31.54	42.15	23.48	19.48	0.12	7.00	14.35	4.48	102.7
N.Y.	82	40.88	84.17	.486	6.74	19.16	.352	17.43	23.12	.754	11.70	33.22	44.91	21.01	19.22	0.16	7.13	14.41	4.49	105.9
OKC.	82	36.67	81.93	.448	5.87	17.24	.340	18.79	24.61	.764	11.43	29.23	40.66	19.73	21.40	0.16	7.51	15.10	4.68	98.0
Orl.	82	36.04	82.18	.438	6.37	17.52	.363	16.83	22.32	.754	9.76	30.26	40.01	18.90	22.18	0.13	6.72	12.80	3.51	95.3
Phil.	82	37.87	80.16	.472	7.39	18.80	.393	18.51	24.18	.766	10.83	30.12	40.95	22.07	18.71	0.05	7.57	14.50	4.05	101.6
Phoe.	82	39.45	87.38	.452	6.84	19.29	.355	19.59	25.78	.760	13.18	29.16	42.34	20.78	21.82	0.13	7.88	12.99	4.45	105.3
Port.	82	35.98	77.46	.464	5.85	17.06	.343	17.00	22.80	.745	9.77	28.32	38.09	19.30	21.55	0.26	5.91	13.46	4.06	94.8
Sac.	82	39.01	83.27	.469	6.06	16.96	.357	20.28	26.21	.774	11.09	30.95	42.04	20.52	20.12	0.15	7.15	13.66	5.71	104.4
S.A.	82	36.89	81.60	.452	5.02	14.63	.343	17.48	23.12	.756	9.93	29.60	39.52	19.22	20.39	0.10	6.91	12.59	5.09	96.3
Tor.	82	38.95	83.22	.468	7.43	20.30	.366	20.52	26.17	.784	11.38	29.91	41.29	23.04	21.10	0.15	7.07	12.68	4.39	105.9
Utah	82	35.46	78.91	.449	6.73	19.01	.354	21.23	27.88	.762	10.21	28.90	39.19	19.85	22.17	0.16	7.71	15.10	5.43	98.9
Wash.	82	37.60	81.27	.463	6.44	17.88	.360	19.39	25.46	.761	11.40	30.85	42.26	21.61	20.54	0.07	6.94	13.60	5.06	101.0
ONE TEAM	37.70	81.70	.461	6.43	18.14	.355	18.63	24.54	.759	10.96	30.77	41.72	21.24	20.86	0.13	7.22	14.22	4.86	100.4	
BOTH TEAMS	75.39	163.41	.461	12.86	36.28	.355	37.25	49.09	.759	21.91	61.53	83.45	42.49	41.71	0.26	14.44	28.44	9.71	200.9	

TEAM RANKINGS/MISCELLANEOUS STATISTICS

----	ATL	BOS	CHA	CHI	CLE	DAL	DEN	DET	GS	HOU	IND	LAC	LAL	MEM	MIA	MIL	MIN	NJ	NO	NY	OKC	ORL	PHI	PHO	POR	SAC	SA	TOR	UTA	WAS
Points/game	13	19	28	24	9t	11	3	29	2	8	16	27	12	7	25	23	20	30	17	9t	14	6	22	1	<u>21</u>	18	15	5	4	26
FG pct.	11	4	22	23	3	12	10	27	8	26	28	20	18	9	17	29	25	30	13	21	14	7	16	1	<u>15</u>	19	6	5	2	24
FT pct.	15	21	20	18	30	1	9	27	5	10	8	26	12	25	19	17	22	6	7	4	2	29	16	11	<u>3</u>	28	24	13	23	14
3-pt FG pct.	9	17	21	28	2	5	10	30	4	15	18	27	24	26	19	12	23	29	8	20	25	3	22	1	<u>13</u>	16	11	6	7	14
Off. Reb./gm	6	30	21	12	27	24	17	2	29	5	28	13	4	1	19	8	9	16	22	23	10	25	11	15	<u>14</u>	3	18	26	20	7
Def. Reb./gm	23	25	19	2	3	10	16	30	27	21	6	17	4	18	13	11	12	29	24	20	8	1	26	7	<u>28</u>	14	5	15	9	22
Rebounds/game	17t	29	22	1	11	17t	20	27	30	13	19	14	2	4	15	7	8	28	25	23t	3	5	21	6	<u>26</u>	10	9	23t	12	16
Assists/game	12	2	22	19	6	3	18	26	5	11	15t	9	15t	29	28	14	24	30	8	13	23	25	17	4	<u>21</u>	20	7	10	1	27
Steals/game	15	2	8	24	21t	10	3	14	1	18	17	23	11	7	12	19	13	20	9	16	6	27	5	29	<u>25</u>	21t	26	30	4	28
Turnovers/gm	1	21t	29	15	12	3	11	7t	19	17	25	28	6	27	4	5	30	16	9	13	24	14	18	20	<u>2</u>	23	10	7t	26	21t
Blocks/gm	14	15	7	2	10	6	13	27	25	26	8t	3	16t	18	4	20	28	19	30	29	1	5	8t	12	<u>24</u>	23	22	21	16t	11
Pers.Fouls/gm	8	22	5	11	3	1	27	24	30	17	28	2	4	12	16	25	15	10	6	9	20	7	14	18	<u>19</u>	26	13	23	29	21
DQ/game	3t	13t	10t	29	3t	10t	25	20t	30	7t	26	3t	2	22t	7t	17t	20t	1	3t	10t	27t	7t	13t	13t	<u>13t</u>	24	17t	17t	27t	22t

OPPONENTS' STATISTICS, RANK WITHIN LEAGUE

----	ATL	BOS	CHA	CHI	CLE	DAL	DEN	DET	GS	HOU	IND	LAC	LAL	MEM	MIA	MIL	MIN	NJ	NO	NY	OKC	ORL	PHI	PHO	POR	SAC	SA	TOR	UTA	WAS
Points/game	10	5	1	13	6	15	20	14	30	22	23	19	9	24	2	7	29	17	21	28	11	4	18	26	<u>3</u>	25	8	27	12	16
FG pct.	16	9	6	3	4	15	14	26	29	23	13	21	5	24	2	10	25	27	28	30	7	1	22	11	<u>18</u>	20	12	19	8	17
FT pct.	3	5	1	2	15	16	27	26	25	22	14	20	7	12	11	23	29	6	8	9	21	10	24	17	<u>4</u>	28	13	30	19	18
3-pt FG pct.	9	4	2	12	11	10	13	29	28	24	21	22	1	15	5	7	25	27	18	14	3	23	30	17	<u>6</u>	19	8	26	16	20
Off. Reb./gm	20t	9t	9t	18	2	20t	26	5t	30	12	28	13	17	15	8	1	19	22	11	27	25	3	14	29	<u>4</u>	16	5t	23	7	24
Def. Reb./gm	13	8	5	22	3	23	17	9	29	24	30	16	20	2	15	27	25	26	21	28	7	14	12	6	<u>1</u>	19	10	11	4	18
Rebounds/game	15	9	6	22	2	25	20	4	30	23	29	13	18	7	11	24	26	27	17	28	10	8	12	21	<u>1</u>	16	5	14	3	19
Assists/game	17	6	11	15	10	9	18t	25	29	16	13	27	21	23	1	4	30	28	26	18t	7	2	22	14	<u>5</u>	12	3	24	8	20
Steals/game	2	13t	20	13t	4	7	13t	5	26	19	28	29	10t	24	3	10t	30	25	12	17	21	6	22	27	<u>1</u>	18	8	16	23	9
Turnovers/gm	20	2	3	24	28	10	7	15	1	9	8	26	18	17	12	4	16	19	14	13	5t	27	11	25	<u>23</u>	21	30	29	5t	22
Blocks/gm	7	15	29	23t	2	5	23t	16	17	30	18	9t	9t	28	6	21t	25	21t	12	13	14	1	3	11	<u>4</u>	27	20	8	26	19
Pers.Fouls/gm	28	8	6	24	15	21	1	16	10	2t	14	27	12	2t	25	20	17	23	26	29	11	4	30	7	<u>9</u>	22	19	13	5	18
DQ/game	26t	19t	10t	26t	16t	26t	19t	10t	19t	1t	10t	23t	7t	3	19t	10t	16t	23t	16t	4t	4t	10t	30	10t	<u>1t</u>	7t	23t	7t	4t	29

COMBINATION TEAM/OPPONENT STATISTICS, RANK WITHIN LEAGUE

Pts./game/diff.	7	9	15	18	2	12	8	27	22	16	21	28	6	17	13	14	30	29	20	23	10	1	24	5	<u>11</u>	25	4	19	3	26
Off. Reb. Pct.	5	28	17	16	22	26	19	2	30	12	29	11	7	1	20	18	15	21	23	27	3	25	9	10	<u>4</u>	6	14	24	13	8
Def. Reb. Pct.	24	13	10	8	2	15	26	19	30	12	22	11	9	20	6	3	16	28	14	27	17	1	21	29	<u>7</u>	18	4	23	5	25
Total Reb. Pct.	15	27	18	11	7	24	22	2	30	16	29	13	9	1	14	5	19	26	21	28	8	10	17	23	<u>4</u>	12	3	25	6	20

----	POINTS		FIELD GOAL		TURNOVERS		REBOUND			BELOW		OVERTIME		DECIDED		DECIDED	
----	PER GAME		PERCENTAGE		PER GAME		PERCENTAGES			100 PTS.		GAMES		3 PTS.		10 PTS.	
TEAM	OWN	OPP.	OWN	OPP.	OWN	OPP.	OFF.	DEF.	TOT.	OWN	OPP.	W	L	W	L	W	L
Atlanta	101.7	97.0	.468	.460	12.0*	13.8	.282	.727	.504	34	52	4	3	4	6	31	9
Boston	99.2	95.6	.483	.451	14.9	15.6	.228	.738	.483	46	50	3	1	8	6	23	10
Charlotte	95.3	93.8*	.453	.448	15.7	15.3	.265	.742	.503	53	61	4	3	9	7	21	11
Chicago	97.5	99.1	.451	.442	14.3	13.3	.266	.748	.507	52	44	5	2	7	5	15	21
Cleveland	102.1	95.6	.485	.442	13.9	12.7	.251	.772	.511	32	57	2	2	7	8	32	5
Dallas	102.0	99.3	.464	.457	12.9	14.6	.243	.737	.490	40	42	5	3	9	2	21	14
Denver	106.5	102.4	.468	.456	13.9	15.1	.261	.724	.493	30	33	4	0	9	4	29	13
Detroit	94.0	99.1	.445	.480	13.4	14.3	.303	.734	.518	60	47	3	1	4	1	7	29
Golden State	108.8	112.4	.469	.485	14.7	17.6*	.209	.685	.447	20	9	0	2	2	8	14	28
Houston	102.4	102.7	.447	.475	14.5	14.7	.269	.738	.504	31	37	4	3	5	5	17	15
Indiana	100.8	103.8	.443	.453	15.0	15.0	.216	.730	.473	40	29	0	1	3	5	20	28
L.A. Clippers	95.7	102.1	.455	.470	15.7	12.9	.271	.740	.506	56	36	1	0	5	3	12	35
L.A. Lakers	101.7	97.0	.457	.446	13.4	14.1	.276	.744	.510	37	51	4	1	11	7	27	13
Memphis	102.5	104.0	.469	.478	15.2	14.2	.313*	.733	.523*	34	29	3	5	6	4	17	26
Miami	96.5	94.2	.458	.439	13.2	14.4	.261	.749	.505	50	53	4	2	7	3	27	18
Milwaukee	97.7	96.0	.436	.451	13.2	15.3	.262	.764	.513	53	48	4	6	7	12	19	17
Minnesota	98.2	107.8	.449	.480	16.3	14.3	.267	.736	.502	46	25	1	1	3	9	4	39
New Jersey	92.4	101.5	.429	.481	14.4	14.0	.251	.718	.484	64	38	1	1	1	7	5	44
New Orleans	100.2	102.7	.464	.483	13.5	14.4	.248	.738	.493	43	35	3	3	6	3	5	24
New York	102.1	105.9	.455	.486	14.0	14.4	.235	.721	.478	40	26	2	5	4	6	10	28
Oklahoma City	101.5	98.0	.462	.448	15.0	15.1	.286	.736	.511	39	44	1	4	7	11	25	9
Orlando	102.8	95.3	.470	.438*	14.1	12.8	.246	.774*	.510	35	57	2	0	3	4	39	6
Philadelphia	97.7	101.6	.460	.472	14.5	14.5	.276	.732	.504	48	38	2	3	6	8	15	26
Phoenix	110.2*	105.3	.492*	.452	14.8	13.0	.276	.708	.492	12	20	1	1	5	4	31	10
Portland	98.1	94.8	.461	.464	12.3	13.5	.282	.748	.515	45	58	1	5	6	3	24	13
Sacramento	100.0	104.4	.456	.469	15.0	13.7	.278	.735	.506	36	29	2	4	6	7	10	27
San Antonio	101.4	96.3	.473	.452	13.6	12.6	.268	.763	.515	39	55	1	3	6	4	34	9
Toronto	104.1	105.9	.482	.468	13.4	12.7	.247	.729	.488	24	24	2	2	6	5	19	24
Utah	104.2	98.9	.491	.449	15.2	15.1	.268	.756	.512	26	46	3	0	5	3	32	14
Washington	96.2	101.0	.449	.463	14.9	13.6	.276	.724	.500	51	43	0	5	5	12	11	31

COMPOSITE; 2460 games 100.4 .461 14.2 .263 .737 1216 1216 72 172 596

* - League Leader

REBOUND PERCENTAGES

SINGLE-GAME HIGHS/LOWS

SINGLE-GAME HIGHS / PLAYERS

Minutes -- 59, Brooks, HOU vs. MIN, 1/13 (3 OT)
Minutes -- 48, (39 times, most recently) Curry, GS at POR, 4/14
Field Goals -- 22, Miller, POR at DAL, 1/30 (OT)
Field Goals -- 21, Jennings, MIL vs. GS, 11/14
FG Attempts -- 39, Ellis, GS vs. CHI, 1/18
3-Pt. Field Goals -- 10, Smith, DEN vs. ATL, 12/23
3-Pt. FG Attempts -- 17, Smith, DEN vs. ATL, 12/23
Free Throws -- 20, Bosh, TOR vs. GS, 4/4
FT Attempts -- 24, Howard, ORL vs. IND, 1/20
Off. Rebounds -- 14, Noah, CHI vs. LAL, 12/15
Def. Rebounds -- 23, Jefferson, MIN at HOU, 1/13 (3 OT)
Def. Rebounds -- 19, (5 times, most recently) Millsap, UTA at GS, 4/13
Rebounds -- 27, Duncan, SA vs. ATL, 1/27
Assists -- 20, (4 times, most recently) Bynum, DET vs. WAS, 3/12
Steals -- 8, (3 times, most recently) Rodriguez, NY vs. MIL, 2/22
Turnovers -- 12, Aronas, WAS at MIA, 11/10
Blocks -- 8, Howard, ORL vs. TOR, 12/16
Blocks -- 8, Randolph, GS at NO, 12/23
Points -- 55, Jennings, MIL vs. GS, 11/14

SINGLE-GAME HIGHS AND LOWS / TEAMS

Field Goals -- 62, San Antonio, vs. GS, 3/19
Fewest Field Goals -- 21, Charlotte, at MIA, 3/20
FG Attempts -- 111, Minnesota, at HOU, 1/13 (3 OT)
FG Attempts -- 104, Phoenix, at LAL, 11/12
FG Attempts -- 104, Oklahoma City, at GS, 4/11
Fewest FG Attempts -- 59, Charlotte, at MIL, 11/20
Field Goal Pct. -- .675, Utah, vs. HOU, 2/27
Lowest Field Goal Pct. -- .279, Detroit, vs. TOR, 12/23
3-Pt. Field Goals -- 17, (4 times, most recently) Indiana, vs. UTA, 3/26
3-Pt. FG Attempts -- 47, New York, at CHI, 12/17
3-Pt. FG Pct. -- .889, San Antonio, vs. SAC, 12/9
Free Throws -- 41, Denver, vs. UTA, 1/17
Free Throws -- 41, Dallas, at GS, 2/8
Fewest Free Throws -- 3, Atlanta, vs. ORL, 11/26
Fewest Free Throws -- 3, New Orleans, at LAC, 3/15
FT Attempts -- 49, Denver, at POR, 10/29
FT Attempts -- 49, Denver, vs. UTA, 1/17
Fewest FT Attempts -- 5, Indiana, vs. CLE, 1/29
Fewest FT Attempts -- 5, New Orleans, at LAC, 3/15
Free Throw Pct. -- 1.000, (10 times, most recently) Houston, at SAC, 4/12
Lowest Free Throw Pct. -- .364, San Antonio, vs. LAL, 1/12
Off. Rebounds -- 25, (3 times, most recently) Chicago, vs. OKC, 1/4
Fewest Off. Rebounds -- 1, (3 times, most recently) Boston, vs. IND, 3/12
Def. Rebounds -- 52, L.A. Lakers, vs. MIL, 1/10
Def. Rebounds -- 52, Cleveland, at IND, 1/29
Fewest Def. Rebounds -- 17, (5 times, most recently) Detroit, at ATL, 3/13
Rebounds -- 68, Sacramento, vs. GS, 1/26
Fewest Rebounds -- 23, Golden State, at NO, 3/8
Assists -- 39, Utah, vs. MEM, 1/6
Assists -- 39, San Antonio, vs. GS, 3/19
Fewest Assists -- 6, Oklahoma City, vs. POR, 11/1
Personal Fouls -- 35, Toronto, at SA, 11/9
Fewest Personal Fouls -- 8, New York, vs. WAS, 2/3
Fewest Personal Fouls -- 8, L.A. Clippers, at ORL, 3/9
Steals -- 22, Golden State, vs. MIN, 11/9
Turnovers -- 28, Minnesota, at GS, 11/9
Turnovers -- 28, San Antonio, vs. CHA, 12/11
Fewest Turnovers -- 3, Detroit, at ATL, 4/3
Blocks -- 16, Oklahoma City, at LAL, 11/22
Blocks -- 16, Charlotte, vs. TOR, 11/25
Points -- 152, Phoenix, vs. MIN, 3/16
Fewest Points -- 59, Charlotte, at BOS, 10/28

INDIVIDUAL/TEAM RATIOS

Assists Per Turnover

Name	AST	TO	RATIO
Paul, N.O.	480	112	4.29
Arroyo, Mia.	225	54	4.17
Calderon, Tor.	404	99	4.08
Kidd, Dal.	724	195	3.71
Bibby, Atl.	310	90	3.44
Duhon, N.Y.	378	110	3.44
Williams, Orl.	298	87	3.43
Rondo, Bos.	794	246	3.23
Williams, Utah	798	252	3.17
Maynor, Utah-OKC.	266	85	3.13
Ridnour, Mil.	324	106	3.06
Nash, Pho.	892	295	3.02
Blake, Por.-LA-C	380	128	2.97
Hinrich, Chi.	330	113	2.92
B. Davis, LA-C	598	211	2.83
Udrih, Sac.	372	136	2.74
Terry, Dal.	292	109	2.68
Folton, Cha.	446	168	2.65
Lowry, Hou.	305	116	2.63
Fisher, LA-L	201	78	2.58

Steals Per Turnover

Name	STL	TO	RATIO
Brewer, Utah-Mem.	91	53	1.72
Watson, G.S.	103	69	1.49
Wallace, Det.	86	64	1.34
Lee, N.J.	93	76	1.22
Fisher, LA-L	90	78	1.15
Sefolosha, OKC.	97	90	1.08
Kirilenko, Utah	83	79	1.05
Cacby, LA-C-Por. (8)	95	91	1.04
Nene, Den.	115	125	0.92
Artest, LA-L	106	121	0.88
Terry, Dal.	94	109	0.86
Paul, N.O.	96	112	0.86
Salmons, Chi.-Mil.	99	123	0.80
Ariza, Hou.	126	161	0.78
Green, OKC.	104	135	0.77
Rondo, Bos.	189	246	0.77
Hinrich, Chi.	85	113	0.75
Kidd, Dal.	145	195	0.74
Chalmers, Mia.	91	123	0.74
Felton, Cha.	123	168	0.73

Assists Per Turnover

Name	AST	TO	RATIO
Atlanta	1789	980	1.83
Dallas	1917	1059	1.81
Utah	2187	1246	1.76
New Orleans	1828	1103	1.66
Portland (5)	1674	1012	1.65
Toronto	1804	1100	1.64
San Antonio	1829	1116	1.64
Cleveland	1835	1137	1.61
Milwaukee	1740	1085	1.60
Boston	1930	1219	1.58
Phoenix	1912	1210	1.58
L.A. Lakers	1730	1096	1.58
New York	1772	1148	1.54
Golden State	1839	1204	1.53
Denver	1719	1136	1.51
Houston	1790	1188	1.51
Chicago	1704	1175	1.45
Detroit	1591	1100	1.45
Philadelphia	1723	1192	1.45
Miami	1548	1079	1.43
L.A. Clippers	1810	1285	1.41
Indiana	1730	1232	1.40
Orlando	1615	1155	1.40
Sacramento	1679	1226	1.37
Oklahoma City	1639	1227	1.34
New Jersey	1540	1182	1.30
Charlotte	1658	1290	1.29
Washington	1557	1219	1.28
Memphis	1543	1248	1.24
Minnesota	1626	1333	1.22

Steals Per Turnover

Name	STL	TO	RATIO
Golden State	761	1204	0.63
Atlanta	592	980	0.60
Denver	683	1136	0.60
Dallas	624	1059	0.59
Boston	701	1219	0.58
New Orleans	625	1103	0.57
Miami	605	1079	0.56
Philadelphia	667	1192	0.56
L.A. Lakers	612	1096	0.56
Detroit	596	1100	0.54
Utah	675	1246	0.54
Milwaukee	580	1085	0.53
Oklahoma City	654	1227	0.53
Memphis	645	1248	0.52
Portland (15)	523	1012	0.52
New York	586	1148	0.51
Cleveland	564	1137	0.50
Houston	583	1188	0.49
Charlotte	632	1290	0.49
New Jersey	573	1182	0.48
Indiana	585	1232	0.47
San Antonio	516	1116	0.46
Sacramento	564	1226	0.46
Chicago	531	1175	0.45
Minnesota	597	1333	0.45
Orlando	512	1155	0.44
Toronto	469	1100	0.43
L.A. Clippers	532	1285	0.41
Washington	493	1219	0.40
Phoenix	479	1210	0.40

HEAD-TO-HEAD WIN GRID/ATTENDANCE

	ATL	CHA	CLE	DEN	GS	IND	LAL	MIA	MIN	NO	OKC	PHI	POR	SA	UTA																								
	BOS	CHI	DAL	DET	HOU	LAC	MEM	MIL	NJ	NY	ORL	PHO	SAC	TOR	WAS	W	L	PCT	GB	LAST-10	STREAK																		
ATLANTIC DIVISION																																							
BOS	0	--	3	2	2	1	1	2	1	1	2	1	1	3	0	2	2	1	4	1	3	50	32	.610	-	3-7	Lost	2											
TOR	1	0	2	2	1	1	0	4	0	1	2	2	4	0	1	3	0	0	1	--	0	2	40	42	.488	10	5-5	Won	2										
NY	3	1	2	1	0	1	1	3	0	0	0	1	2	2	--	0	0	0	0	0	3	29	53	.354	21	3-7	Lost	1											
PHI	1	1	1	1	0	1	1	1	2	1	1	0	0	1	2	1	1	0	0	27	55	.329	23	2-8	Lost	2													
NJ	0	1	2	2	0	0	0	1	0	0	0	0	0	0	0	0	1	1	0	0	12	70	.146	38	3-7	Lost	3												
CENTRAL DIVISION																																							
CLE	3	2	1	2	--	1	0	4	2	1	3	2	2	1	3	1	2	61	21	.744	-	4-6	Lost	4															
MIL	1	2	2	3	1	0	2	2	2	0	4	1	0	2	1	1	1	0	2	1	2	46	36	.561	15	6-4	Won	1											
CHI	1	2	3	--	2	0	0	4	1	2	3	0	0	0	1	1	2	1	2	3	1	1	41	41	.500	20	7-3	Won	3										
IND	0	1	2	1	1	0	0	4	1	2	--	1	0	0	0	0	1	4	0	2	1	1	2	1	0	2	1	3	32	50	.390	29	6-4	Lost	2				
DET	2	1	1	0	0	0	1	--	1	1	0	0	0	1	1	0	0	4	27	55	.329	34	4-6	Won	1														
SOUTHEAST DIVISION																																							
ORL	3	3	3	2	2	1	1	3	2	2	3	2	2	3	2	2	1	3	1	2	59	23	.720	-	9-1	Won	6												
ATL	--	4	2	3	1	1	1	2	1	2	3	2	3	1	1	0	1	2	1	2	2	1	3	2	4	53	29	.646	6	7-3	Won	4							
MIA	3	0	1	3	0	0	1	2	2	2	4	1	1	1	2	0	2	1	3	47	35	.573	12	9-1	Won	3													
CHA	2	0	--	1	3	0	1	2	2	1	1	1	3	2	0	2	1	1	0	4	44	38	.537	15	6-4	Lost	1												
WAS	0	1	0	1	1	1	1	0	2	0	1	0	0	1	1	0	1	0	--	26	56	.317	33	5-5	Won	1													
SOUTHWEST DIVISION																																							
DAL	1	1	2	2	1	--	2	2	3	2	2	3	2	2	3	2	2	1	2	1	1	2	1	4	3	1	1	1	55	27	.671	-	8-2	Won	5				
SA	1	1	1	0	1	1	2	1	3	2	2	4	2	2	3	1	1	1	0	4	--	1	0	4	--	1	0	2	50	32	.610	5	6-4	Lost	1				
HOU	0	1	1	0	1	2	1	1	3	--	0	2	1	4	0	2	3	2	1	2	3	0	1	0	2	2	2	1	2	2	42	40	.512	13	6-4	Lost	1		
MEM	0	1	0	2	1	1	1	1	2	0	2	2	1	--	1	0	3	2	2	2	1	1	1	2	2	2	2	1	2	40	42	.488	15	2-8	Lost	3			
NO	1	1	1	0	0	2	1	1	3	3	2	4	1	2	1	1	4	1	--	0	1	1	0	1	1	2	0	0	1	1	37	45	.451	18	3-7	Won	2		
NORTHWEST DIVISION																																							
DEN	1	1	1	2	2	1	--	1	4	2	2	2	3	3	1	0	3	2	3	1	3	1	1	1	3	1	2	2	3	1	53	29	.646	-	6-4	Lost	1		
UTA	0	1	2	2	1	2	1	2	3	2	1	3	1	1	2	2	4	1	4	2	--	2	53	29	.646	-	6-4	Lost	1										
POR	0	0	2	1	0	3	1	2	2	2	2	3	2	2	1	1	4	2	2	1	3	1	1	2	--	4	3	2	0	1	50	32	.610	3	7-3	Lost	1		
OKC	2	1	1	1	0	2	1	2	3	1	1	2	1	2	2	1	4	2	2	2	--	1	2	2	1	3	1	2	3	2	50	32	.610	3	6-4	Won	1		
MIN	0	0	0	0	0	1	1	0	0	0	1	1	0	0	2	0	0	2	0	0	2	1	15	67	.183	38	1-9	Lost	7										
PACIFIC DIVISION																																							
LAL	1	1	1	2	0	2	1	2	4	3	2	2	--	2	1	2	3	2	2	2	3	1	2	3	1	4	2	1	3	2	57	25	.695	-	4-6	Lost	1		
PHO	1	2	0	1	0	1	3	2	3	4	1	4	1	2	1	1	4	2	3	1	1	1	2	--	1	4	2	2	2	54	28	.659	3	8-2	Won	3			
LAC	0	1	1	2	0	0	1	2	2	1	1	--	2	2	1	1	3	1	0	0	1	0	2	0	1	1	0	0	1	2	29	53	.354	28	2-8	Won	1		
GS	1	1	0	1	0	1	0	1	--	0	1	2	0	2	0	0	3	2	1	2	1	0	0	1	2	2	0	2	0	0	26	56	.317	31	6-4	Won	1		
SAC	0	0	0	1	0	0	2	1	2	2	1	3	0	1	0	1	2	1	1	2	1	1	2	1	0	0	0	--	0	1	2	1	25	57	.305	32	1-9	Lost	3

-----		HOME ATTENDANCE			ROAD ATTENDANCE		
TEAM	G	ATT	AVG	G	ATT	AVG	
Atlanta Hawks	41	678,375	16,546	41	700,983	17,097	
Boston Celtics	41	763,584	18,624	41	744,318	18,154	
Charlotte Bobcats	41	648,790	15,824	41	685,158	16,711	
Chicago Bulls	41	849,760	20,726	41	727,138	17,735	
Cleveland Cavaliers	41	843,042	20,562	41	787,239	19,201	
Dallas Mavericks	41	819,770	19,994	41	702,302	17,129	
Denver Nuggets	41	737,812	17,995	41	715,286	17,446	
Detroit Pistons	41	768,826	18,752	41	701,290	17,105	
Golden State Warriors	41	739,120	18,027	41	674,196	16,444	
Houston Rockets	41	677,658	16,528	41	681,285	16,617	
Indiana Pacers	41	582,295	14,202	41	695,164	16,955	
Los Angeles Clippers	41	670,063	16,343	41	665,261	16,226	
Los Angeles Lakers	41	778,877	18,997	41	789,955	19,267	
Memphis Grizzlies	41	552,914	13,486	41	684,350	16,691	
Miami Heat	41	726,935	17,730	41	739,679	18,041	
Milwaukee Bucks	41	619,453	15,109	41	689,746	16,823	
Minnesota Timberwolves	41	619,170	15,102	41	660,630	16,113	
New Jersey Nets	41	537,230	13,103	41	674,292	16,446	
New Orleans Hornets	41	620,366	15,131	41	703,920	17,169	
New York Knicks	41	799,640	19,503	41	709,937	17,316	
Oklahoma City Thunder	41	738,149	18,004	41	691,951	16,877	
Orlando Magic	41	715,901	17,461	41	731,392	17,839	
Philadelphia 76ers	41	583,219	14,225	41	692,450	16,889	
Phoenix Suns	41	723,582	17,648	41	712,438	17,377	
Portland Trail Blazers	41	840,411	20,498	41	678,389	16,546	
Sacramento Kings	41	543,416	13,254	41	695,915	16,974	
San Antonio Spurs	41	741,676	18,090	41	726,002	17,707	
Toronto Raptors	41	733,784	17,897	41	675,133	16,467	
Utah Jazz	41	794,512	19,378	41	700,928	17,096	
Washington Wizards	41	664,398	16,205	41	676,001	16,488	
TOTALS	1230	21,112,728	17,165	1230	21,112,728	17,165	



Season in Review



2009-10 TIMELINE – 40 MOMENTS FROM THE TRAIL BLAZERS' 40th SEASON

June 24

LaMarcus Aldridge, Jerryd Bayless, Greg Oden and Brandon Roy are selected to participate in the 2009 USA Men's National Team mini-camp July 22-25 in Las Vegas.

July 24

The Trail Blazers sign veteran point guard **Andre Miller** to a contract.

June 25

On draft day, the Trail Blazers acquire three second-round picks who all appear in games this season: **Dante Cunningham, Patrick Mills and Jeff Pendergraph**. Cunningham and Mills are drafted by the team, while Pendergraph is acquired from Sacramento in exchange for Sergio Rodriguez, the draft rights to Jon Brockman and cash considerations.

August 6

Brandon Roy signs a five-year contract extension with the Trail Blazers.

September 17

The Trail Blazers sign veteran forward **Juwan Howard**, who ends up starting 27 games.

October 22

LaMarcus Aldridge signs a five-year contract extension with the Trail Blazers.

October 30

Nicolas Batum undergoes surgery to repair a torn labrum in his right shoulder, causing him to miss the first 45 games of the season.

November 1

In an 83-74 road win at Oklahoma City, Portland limits the Thunder to just six assists, the fewest by a Trail Blazers opponent, all-time.

December 1

Greg Oden nets career highs of 20 rebounds and 11 offensive rebounds vs. Miami, tied for the most offensive boards by a Trail Blazer in franchise history.

December 5

Greg Oden fractures his left patella in the first quarter vs. Houston, requiring season-ending surgery after just 21 games. **Brandon Roy** goes on to score Portland's final 10 points, including the game winner with 3.9 seconds remaining in leading the Trail Blazers over the Houston Rockets, 90-89, at the Rose Garden.

December 7

Head Coach **Nate McMillan** undergoes surgery to repair a ruptured right Achilles tendon sustained in practice. McMillan misses the subsequent four-game road trip, Dec. 7-12.

December 8

Rudy Fernandez undergoes a microdiscectomy to alleviate pain in his right leg, forcing him to miss 19 games.

December 17

Portland's 105-102 win vs. Phoenix marks **Nate McMillan's** 1,000th career NBA win, including games as an active player, assistant coach and head coach. The Trail Blazers rallied from 13 points down in the fourth quarter to stun the Suns with a 105-102 win at the Rose Garden. **Jerryd Bayless** scored 16 (5-7 FG, 2-3 3-PT) of his then career-high 29 points (9-15 FG) in a fourth quarter that saw Portland outscore Phoenix, 35-21.

December 22

Joel Przybilla ruptures his right patella tendon in the first quarter at Dallas, forcing him to miss the remainder of the season after appearing in the first 30 games. The Trail Blazers overcame a seven-point fourth quarter deficit with a 27-16 advantage in the final period in knocking off the Mavericks, 85-81. The win snapped an 11-game losing streak in Dallas.

December 23

Jerryd Bayless nets a career-best 31 points at San Antonio in his first career start. His 31 points set a new franchise record for scoring by a Trail Blazer in his first career start (30, Ron Brewer, Oct. 18, 1978).

December 25

Brandon Roy sets a career-high in field goals made with 16 (of 26) while scoring 41 points, including a career-high 25 in the first half, leading the Trail Blazers to a 107-96 Christmas Day win over Denver at the Rose Garden.

January 2

Brandon Roy scores 23 points or more for the 15th consecutive appearance (starting Dec. 1) vs. Golden State, the longest string of 23-point games in a season in franchise history (27.9 ppg).

January 4

Andre Miller records 22 points and a Trail Blazers season-best 16 assists at L.A. Clippers, becoming the first Trail Blazer to record at least 20 points and 15 assists since Kenny Anderson (22 points, 15 assists) on Jan. 24, 1997.

January 8

Portland never trailed, building a lead as large as 20 points in the fourth quarter in defeating the Los Angeles Lakers, 107-98, at the Rose Garden. The win marked Portland's ninth consecutive triumph against the Lakers in the Rose City and the Lakers' longest road losing skid vs. any team since losing 10 straight in Seattle from 1991-94.

January 10

Brandon Roy becomes the third-fastest Trail Blazer to record his first 5,000 points in Portland (247 games) by scoring 34 vs. Cleveland.

January 15

Brandon Roy misses his first of 14 games with a right hamstring strain, which also keeps him out of the All-Star Game.

January 28

Brandon Roy earns his third trip to the NBA All-Star Game. He's just the fourth Trail Blazer to be named to the team at least three times.

January 30

Andre Miller makes a franchise-record 22 field goals (of 31) at Dallas in scoring a career-high 52 points, tied for the second-most points in Trail Blazers history. Miller scored 25 points (10-11 FG) in the fourth quarter and overtime alone in Portland's 114-112 victory.

February 4

The Trail Blazers overcome a 10-point fourth quarter deficit to sneak past the Spurs, 96-93, at the Rose Garden, completing a season sweep over San Antonio for the first time since 1996-97.

February 9

The Trail Blazers play in front of the 100th consecutive sellout crowd (including playoffs), dating back to Dec. 21, 2007, when they host the Oklahoma City Thunder.

February 10

LaMarcus Aldridge is named to USA Men's National Team Program.

February 16

The Trail Blazers acquire **Marcus Camby** from the L.A. Clippers in exchange for Steve Blake, Travis Outlaw and cash considerations.

February 27

Nicolas Batum tallies career highs of 31 points, 11 field goals (of 16), five 3-pointers (of eight), seven assists and three steals (tied) at Minnesota. His 22 third-quarter points are just three shy of Terry Porter's franchise record 25 (Nov. 14, 1992, at Golden State).

March 1

The Trail Blazers make all 19 of their free throw attempts at Memphis, the fourth-most foul shots made without a miss in franchise history and the most in the NBA this season. Portland wins the game, 103-93.

March 3

Portland signs guard **Travis Diener** to round out its 15-man roster.

March 8

Joel Przybilla undergoes surgery to repair his re-ruptured right patella tendon.

March 11

The Trail Blazers break through with a 15-0 run between the 6:43 and 1:30 marks of the fourth quarter, rallying to defeat the Warriors, 110-105, at ORACLE Arena. Portland ends the game on a 17-3 run to snap a nine-game losing streak at Golden State.

March 12

Nate McMillan becomes the 15th youngest coach in NBA history to win 400 career games with a victory in Sacramento.

March 15

After leading Portland to a 4-0 week, **Brandon Roy** earns Western Conference Player of the Week honors with averages of 27.0 points (56.7% FG), 5.0 rebounds, 3.8 assists and 1.25 steals.

March 19

Brandon Roy's 22-foot jump shot with 0.9 seconds to play broke a tie and gave the Trail Blazers a 76-74 win vs. Washington at the Rose Garden. Portland's 32.1% (25-78) field goal mark vs. Washington is the lowest shooting mark in a win in franchise history, eclipsing the 33.0% mark on Nov. 3, 1990, at Sacramento.

March 25

Nate McMillan gains his 191st win in Portland, passing Mike Dunleavy for third place among all-time Trail Blazers coaches.

March 27

Portland starters shoot 76.6% (36-47) from the field in a 112-101 win at New Orleans, the second-best mark in franchise history (77.3%, 3/17/85 vs. Atlanta). Every Trail Blazers starter shoots at least 66.7% for the first time in team history.

March 31

All 12 Trail Blazers play and score while defeating the Knicks at the Rose Garden, 118-90, to cap off the month of March with an 11-2 record.

April 11

The Trail Blazers take the season series from the L.A. Lakers for the first time since 2006-07 with an 91-88 victory despite losing **Brandon Roy** to injury in the first half. Portland finishes unbeaten on the road against the Lakers for the first time since the 1995-96 season.

April 12

Marcus Camby tallies a season-high 30 points (12-16 FG) and grabs 11 rebounds as Portland defeats Oklahoma City at the Rose Garden to record its 50th win of the season. It was the team's second consecutive year winning 50 or more games and the 11th time in franchise history.

PLAYOFF NEWS AND NOTES

HELLO AGAIN:

Since joining the NBA in 1970-71, the Trail Blazers' 28 postseason appearances are tied for third-most in the NBA with Boston and Phoenix, behind only the L.A. Lakers (36) and San Antonio (30) ... The Trail Blazers' run of 21 consecutive playoff appearances from 1983 to 2003 stands as the second-longest postseason streak in NBA history, falling one year shy of Philadelphia/Syracuse from 1950-71.

POSTSEASON APPEARANCES

Since 1970-71 Season


1. Los Angeles Lakers.....	36
2. San Antonio Spurs	30
3. Portland Trail Blazers.....	28
Boston Celtics	28
Phoenix Suns	28
6. Chicago Bulls	26
Detroit Pistons.....	26
Houston Rockets.....	26

DROUGHT QUENCHED: Portland has earned consecutive postseason berths for the first time since 2002-03 ... No player on Portland's current roster competed on either of those teams ... Last season's trip to the postseason ended what was the longest postseason drought in the NBA and the longest gap in franchise history (five seasons).

PLAYOFF EXPERIENCE: Ten players on the Trail Blazers' roster have combined to participate in 157 postseason games, amassing 4,616 minutes of playoff experience ... **Marcus Camby**, **Juwan Howard** and **Andre Miller** account for 114 of those games and 3,612 minutes ... Last season, Portland had just four players on its active roster who had logged playoff experience – none of whom are active on this year's team (**Steve Blake**, **Joel Przybilla**, **Shavlik Randolph** and **Michael Ruffin**) – amounting to 35 total playoff games and 489 minutes, the fewest for a team to begin postseason play since the 1996-97 L.A. Clippers.

Trail Blazers Playoff Experience

□ 2009 □ 2010



FIRST ROUND-BOUND AND DOWN?: Of Portland's 27 previous playoff appearances, 19 have resulted in opening-round defeats, including the last four ... Of the eight times the Trail Blazers have advanced to the Second Round, the team ended up in the Conference Finals six times and NBA finals three times, winning the NBA Championship once (1976-77).

GAME ONE AND DONE? The Trail Blazers have lost Game 1 in each of the last five playoff series, dating back to the Western Conference Finals in 2000 ... Portland fell in each of the series ... The Trail Blazers are 3-24 all-time in playoff series when dropping Game 1, including 1-17 in the First Round.

TOUGH ROAD: After falling in all three contests in Houston in 2009, the Trail Blazers have dropped 11 of their last 12 road playoff games ... The one win came in Dallas in Game 5 of the 2003 First Round.

PLAYOFF SIX-CESS? The Trail Blazers have never won a playoff series when seeded sixth or lower in team history (0-11) ... Portland has entered seven different postseasons as the sixth seed in the conference, falling each time and compiling a 9-20 combined record.

HIT THE ROAD: Portland has twice won a series in the First Round despite not having homecourt advantage (1983, 1985) ... The Trail Blazers were seeded fifth on both occasions ... Portland is 1-13 in Game 1 when starting the postseason away from home, with the lone win coming in Seattle in 1983.

MCMILLAN IN THE PLAYOFFS: Trail Blazers Head Coach Nate McMillan has coached three teams in the postseason, winning one series and losing three ... His first trip to the playoffs came in 2002, when the Sonics took the Spurs to a series-deciding fifth game in the First Round but lost Game 5 in San Antonio ... In 2005, McMillan coached his club past Sacramento in the First Round, defeating the Kings, 4-1, before falling to the Spurs in the Second Round, 4-2 ... The Spurs went on to win the 2005 NBA Championship.

HOME SWEET HOME:

At 69-31 (.690) in home playoff contests, the Trail Blazers possess the NBA's fifth-best home record in the postseason, all-time, among teams currently in the league ... Portland won its last two home playoff contests vs. Houston last season and has won four of the past five, dating back to 2003.

PLAYOFF HOME RECORDS

Among Active Teams

1. Los Angeles Lakers.....	274-88 (.757)
2. Chicago Bulls.....	107-35 (.754)
3. Boston Celtics.....	209-79 (.726)
4. Utah Jazz.....	82-34 (.707)
5. Portland Trail Blazers ...	69-31 (.690)
6. Detroit Pistons	129-59 (.686)
7. New York Knicks	119-56 (.680)
8. Oklahoma City Thunder...	76-36 (.679)
9. Los Angeles Clippers.....	14-7 (.667)
10. Philadelphia 76ers	135-69 (.662)

50 WINS ACROSS THE BOARD All eight Western Conference Playoff teams reached the 50-win milestone, a feat that was last achieved in 2007-08 ... Four of those teams, including Portland, came out of the Northwest Division ... The last time four teams in any one division each won 50 games was also 2007-08 (Southwest).

ROY-AL COMPANY:

Brandon Roy's 26.7 points per game in last year's series vs. Houston rank fourth in Trail Blazers history for points in a single postseason and stand as the most averaged by a Trail Blazer since 1989 ... His 26.7 points are also the most by a Portland player in his first postseason ... The 26.7 points rank fifth in team history for points averaged in a single playoff series.

SCORING AVERAGE

Single Postseason

Player	Pts.	Year
1. Billy Ray Bates	28.3	1981
2. Kiki Vandeweghe	28.0	1986
3. Clyde Drexler	27.7	1989
4. Brandon Roy	26.7	2009
5. Clyde Drexler	26.3	1992

WELCOME TO THE SHOW: Brandon Roy's 42 points April 21, 2009, vs. Houston are the most in league history by a player competing in his first or second career postseason game ... Roy joined Carlos Boozer as the only two players in league history to put up a 40-point games in one of their first two career playoff appearances.

SINGLE-GAME SCORING RECORD

First or Second Career Playoff Game

Player	Pts (Gm)	Date
1. B. Roy, Por.	42 (2nd)	4/21/09
2. C. Boozer, Utah	41 (2nd)	4/23/07
3. G. Arenas, Was.	39 (2nd)	4/27/05
4. B. Lanier, Det.	38 (2nd)	4/1/74
G. Mikan, Min.	38 (2nd)	3/24/49
J. Williamson, N.J.	38 (1st)	4/1/79



NEWS AND NOTES

MCMILLAN 15TH YOUNGEST TO 400 WINS: Nate McMillan became the 15th youngest coach in NBA history to win 400 career games with a victory in Sacramento on March 12 ... He passed Mike Dunleavy for third place on Portland's all-time head coaching win list on March 25 (191) ... Portland's Dec. 17 victory vs. Phoenix marked his 1,000th career NBA win, including games as an active player, assistant coach and head coach ... McMillan is in his fifth year as the Trail Blazers' head coach, coming off a season in which he posted 54 wins, a 13-game improvement from the season prior ... He is just the second coach in NBA history to improve a team by nine wins or more in three straight seasons, as Portland has increased its win total by 33 games since McMillan's first season in the Rose City.

CROWDED GARDEN: Portland has sold out the Rose Garden in 112 consecutive games (inc. playoffs), dating back to Dec. 21, 2007 ... In 2009-10, the Trail Blazers led the Western Conference in home attendance (20,498) and ranked third league-wide.

TRAIL BLAZERS HIT BENCHMARK, AGAIN: The Trail Blazers have posted back-to-back 50-win seasons for the first time since 1999-2000 and 2000-01, and just the fifth time in franchise history.

BLAZIN' A TRAIL: Portland won 13 of its last 17 games and 16 of its final 21 to finish with a mark of 50-32 ... The Trail Blazers went 18-6 during the final 24 games of the season, despite 15 of those contests taking place away from the friendly confines of the Rose Garden ... Portland went 19-8 after the All-Star break, the league's sixth-best record and one win shy of a franchise best (by percentage), a mark set last season (22-8) ... Portland notched a 5.5-point differential after the break after posting an NBA-best 8.5-point margin in the second half of 2008-09.

BEST VS. THE WEST: Portland's 33-19 mark against West rivals tied for the fourth-best conference record of any team in the West and marked the team's most wins against West squads since 1999-2000 (38-14) ... The Trail Blazers finished with a 14-11 record against the seven other Western Conference teams that qualified for the 2010 NBA Playoffs, including five series wins (see box).

WEST SUPREMACY

vs. Playoff Teams in West

Opponent	Record
San Antonio	3-0
Dallas	3-1
Okla. City	3-1
L.A. Lakers	2-1
Phoenix	2-1
Denver	1-3
Utah	0-4
Total	14-11

NO REST FOR THE WEARY: The Trail Blazers finished the year an NBA-best 15-4 (12-3 on road) in the second games of back-to-backs ... Portland won eight straight times (Jan. 23-March 28) when playing in the second half of a back-to-back for the first time since 2000-01 (eight games) ... Portland's 19 back-to-backs were up from 16 a year ago (9-7 in second games) ... After going 23-4 vs. teams in the second games of back-to-backs last year, Portland faced teams playing for the second time in two nights only 14 times this year (9-5).

DEFENSIVE APPROACH: The Trail Blazers allowed the fewest points per game (94.8) of any team in the West ... Portland held its opponents under 100 points in 58 games (44-14), the most by any team in the West ... Portland's 28.3 defensive rebounds allowed and its 38.1 total rebounds allowed both led the league ... Portland led the NBA in steals allowed per game (5.91) and ranked third league-wide in blocks allowed per contest (4.06).

BALL SECURITY: The Trail Blazers ranked second in the league and led the Western Conference with just 12.3 turnovers per game ... Portland turned the ball over below its season average (12 times or fewer) in 10 straight games from March 12-April 3 ... Portland turned the ball over 10 times or fewer in five straight games (March 12-25) for the first time in franchise history ... The Trail Blazers recorded at least as many steals as their opponents in 22 of the last 28 games, totaling a 210-145 advantage in the category in that time (306-416 turnover margin).

ROADRUNNERS: After winning 12 of their last 16 road contests, the Trail Blazers finished the season 24-17 on the road, tied for the third-best road mark in team history (see box) and their best record away from home since 1999-2000 (29-12) ... Portland's 24 road wins are the second-most by a team in the West this season (27, Dallas) ...

TWICE IS NICE

2009-10 Two-Game Road Sweeps

Opponent	Last Sweep
Dallas	1998-99
Memphis	2008-09
Minnesota	2008-09
New Orleans	1989-90*
Oklahoma City	2002-03**
Sacramento	1999-00

**in Charlotte **in Seattle*

ROAD WARRIORS

Portland's Best Road Marks

Season	Record
1. 1999-00	29-12
2. 1990-91	27-14
3. 2009-10	24-17
1991-92	24-17
1989-90	24-17

The Trail Blazers posted a 22-11 mark in road trips of multiple games this season, including four wins on two different road trips for the first time since 2002-03 ... Portland completed two-game road sweeps against six different NBA opponents (see box) for the first season since 1999-2000 (six).

HOME SECURITY: Portland allowed fewer than 100 points to its opponents in 15 straight home games (88.3 per game) before the home finale vs. Golden State on April 14 ... Portland held a 26-15 mark at home after posting the West's second-best homecourt advantage (34-7) in 2008-09.

CLOSE CALLS: The Trail Blazers went 6-3 in games decided by three points or fewer this season after finishing a league-best 9-1 in games decided by three points or fewer last year ... The Trail Blazers are 36-13 in regular season games decided by three points or fewer since the beginning of the 2006-07 season.

BLOWING OUT THE COMPETITION: Portland won nine games by at least 19 points this season, while its 96-76 loss vs. Boston on Feb. 19 stood as its only defeat by that margin this year.

GOIN' STREAKING: The Trail Blazers hold seven series winning streaks of four games or more (see box) ... The Trail Blazers' 12-game winning streak against Minnesota is its longest against any team since 1993-96 (Minnesota) ... Portland has defeated San Antonio five straight times and swept this season's series, both feats last achieved in 1996-97 ... Portland has won three or more home games in a row against 12 different NBA opponents ... The Trail Blazers have won at least five straight games at the Rose Garden against three West teams ... Portland was responsible for the Lakers' longest road losing skid (nine) vs. any team since losing 10 straight in Seattle from 1991-94 before L.A. earned a 99-82 win at the Rose Garden on Feb. 6.

RUNNING AWAY

Series Winning Streaks

Opponent	Streak	Last Loss
Minnesota	12	3/25/07
Sacramento	7	4/11/08
New Jersey	5	11/21/07
San Antonio	5	2/25/09
Detroit	4	2/8/08
Indiana	4	2/9/08
Toronto	4	1/13/08

STREAK STOPPERS: Only Cleveland currently has a winning streak against Portland of more than three games (six) ... The Trail Blazers halted 10 series losing streaks of three-plus games in 2008-09.

THE BOTTOM LINE: Before losing to Golden State on the last night of the season, Portland had won 14 consecutive games against sub-.500 competition, last falling, 97-92, in Washington on Jan. 18 ... The Trail Blazers went 27-8 (.771) against teams below .500 this year after going 33-6 (.846) against such teams a season ago, including 14 straight wins to end that year.

NEWS AND NOTES

FREE (THROWS) FALLIN': The Trail Blazers ranked third in the NBA in foul shooting (79.0%), setting a new franchise mark (77.5%, 1988-87) ... The third-place league ranking matches Portland's best in team history, equaling the third place finish in the category in the inaugural 1970-71 season ... Portland shot 80.1% (797-995) from the free throw line in the last 42 games ... On the season, Portland made 212 more foul shots than its opponents, a gain of 2.6 per game ... Portland made 34 consecutive free throws in a span between Feb. 27 and March 3, the most foul shots made in a row by an NBA team this season ... The Trail Blazers made all 19 of their free throw attempts March 1 at Memphis, the fourth-most foul shots made without a miss in franchise history ... Several Trail Blazers shot a much higher percentage from the foul line than they had in their careers entering this season (see box).

MARKED UP Free Throw Percentages

Player	2009-10	Career
N. Batum	.843	.808
J. Bayless	.831	.806
R. Fernandez	.867	.839
J. Howard	.786	.763
A. Miller	.821	.802
G. Oden	.786	.837
J. Przybilla	.647	.552
M. Webster	.813	.746

ROY, OH ROY: Brandon Roy is one of just four NBA players that averaged at least 21.5 points, 4.4 rebounds and 4.7 assists (K Bryant, L. James, D. Wade) ... Roy led the team and ranked 11th in the league with his 21.5 scoring average ... He passed Trail Blazers assistant coach Maurice Lucas for 17th on Portland's all-time scoring list on Feb. 26 ... Roy scored 23-plus points in 15 straight appearances (12/1-1/2), the longest such run by a Trail Blazer in franchise history, averaging 27.9 points in that time ... Roy was named to his third straight All-Star Game, becoming the fourth three-time All-Star in franchise history ... He earned Western Conference Player of the Week honors for the week of March 8-14 after averaging 27.0 points (56.7% FG) in a 4-0 week for the Trail Blazers.

ROY SCORES 5,000: With 34 points on Jan. 10 vs. Cleveland, Brandon Roy became the third-fastest Trail Blazer to score his first 5,000 career points in Portland (247 games) and the 20th Trail Blazer to reach that mark, all-time ... Roy is also the fifth-youngest Trail Blazer to score 5,000 points (25 years, 171 days)

FASTEST TO 5,000 POINTS Trail Blazers History

Player	Games	Date
S. Wicks	212	2/3/74
G. Petrie	217	3/20/73
B. Roy	247	1/10/10

L-TRAIN, COMIN' THROUGH: LaMarcus Aldridge averaged a team-high 19.7 points (50.1% FG) and 8.2 rebounds in the last 44 games of the year ... Aldridge ranked second on the team in scoring (17.9) and third in rebounding (8.0) overall ... His 24 double-doubles are a career high and led the squad ... Aldridge led the team in scoring 22 times and rebounding a team-high 28 times (inc. ties).

MILLER MAKES HIS MARK: Andre Miller averaged 16.0 points, 6.1 assists and 1.40 steals after Jan. 2 (48 games) ... Miller ranks 21st on the NBA's career assist leaderboard (6,465) ... He has played in 612 consecutive games, the NBA's longest active string of appearances ... Miller made a franchise-record 22 field goals (of 31) in scoring a career-high 52 points, tied for the second-most in Trail Blazers history, Jan. 30 at Dallas.

50-POINT CLUB Trail Blazers History

Player	Date	Opp.	Pts.
D. Stoudamire	1/14/05	at N.O.	54
A. Miller	1/30/10	at Dal.	52
B. Roy	12/18/08	Pho.	52
G. Petrie	1/20/73	at Hou.	51
G. Petrie	3/16/73	Hou.	51
C. Drexler	1/6/89	Sac.	50

WALKING WOUNDED: Thirteen different Portland players missed a combined 311 games because of injuries, second only to Golden State and the most by any playoff-eligible team ... The 311 missed games are more than 100 more than Portland's total missed all of last season (205), which led all playoff teams that year also ... Only Andre Miller and Martell Webster appeared in every game ... Portland used 16 starting lineups and no one lineup more than 20 games ... Portland used seven starting fives all of last season ... Fourteen different players started at least one game for Portland ... Seven Trail Blazers players missed significant playing time after undergoing surgical procedures (Joel Przybilla, right knee on Dec. 24; Rudy Fernandez, microdiscectomy on Dec. 8; Greg Oden, left knee on Dec. 6; Travis Outlaw, left foot on Nov. 18; Nicolas Batum, right shoulder on Oct. 30; Jeff Pendergraph, left hip on Sept. 9; Patrick Mills, right foot on July 13) ... Even Head Coach Nate McMillan underwent surgery for a ruptured right Achilles tendon on Dec. 7

STARTING OUT RIGHT: The Trail Blazers went 16-4 (.800) with a starting lineup of Nicolas Batum, LaMarcus Aldridge, Marcus Camby, Brandon Roy and Andre Miller, including a 7-1 record at the Rose Garden ... Portland posted a 35-14 (.714) record this season when both Miller and Roy appeared in the starting lineup.

ROY-AL PAIN: After suffering a slight tear of the meniscus in his right knee on April 11 at L.A. Lakers, Brandon Roy missed the final two games of the season ... The Trail Blazers went 8-9 without him this year and 3-0 in games in which Roy left due to injury (Jan. 13 vs. Milwaukee, Jan. 20 at Philadelphia, April 11 at L.A. Lakers).

BE ALL THAT YOU CAMBY: Marcus Camby finished the year ranked second league-wide in rebounds (11.8), fifth in blocks (1.97) and eighth in steal-to-turnover ratio (1.04) ... He netted 30 points (12-16 FG) April 12 vs. Oklahoma City, his highest scoring game since posting 33 on Dec. 2, 2005 ... According to the Elias Sports Bureau, Camby became the first Trail Blazer to score 30 points, grab 13 rebounds and shoot at least 75.0% from the field since Clyde Drexler did so on March 3, 1988.

SO-NIC BOOM: In 37 games after returning Jan. 25 from right shoulder surgery, Nicolas Batum shot 51.9% (139-268) from the field and 40.9% (54-132) from downtown ... Five of his six career 20-point scoring games came in the last 21 games ... Batum tallied career highs of 31 points, 11 field goals (of 16), five 3-pointers (tied), seven assists and three steals (tied) Feb. 27 at Minnesota ... His 22 third-quarter points were just three shy of Terry Porter's franchise record 25 (Nov. 14, 1992, at Golden State).

ODE TO ODEN: Before fracturing his left patella vs. Houston on Dec. 5, Greg Oden ranked fourth in the league in field goal shooting (60.5%) and second in blocked shots (2.40) ... His 15.6 scoring average in the seven contests before the injury (Nov. 20-Dec. 1) were his best in any seven-game stretch of his career ... Oden's 11 offensive rebounds Dec. 1 vs. Miami tied a franchise record.

BY THE NUMBERS Greg Oden

2008-09	2009-10*
8.9.....PPG.....	11.7
.564.....FG%.....	.605
.637.....FT%.....	.766
7.0.....RPG.....	8.8
0.5.....APG.....	1.0
1.13.....BPG.....	2.40
21.5.....MPG.....	24.9
*In 20 games before injury	

**TRAIL
BLAZERS**

40
city
SINCE 1970

NEWS AND NOTES

HOLDING THEM DOWN: Portland had won 45 straight games when allowing its opponents 88 points or fewer before falling vs. Dallas, 83-77, on April 9 ... Portland's last such loss had come in New Orleans, 87-82, on Nov. 14, 2008.

JUMPING OUT IN FRONT: The Trail Blazers were outscored in the first quarter in only 28 of 82 games this season ... Portland finished with a mark of 16-2 when scoring 30 points or more in the first quarter.

WIRE-TO-WIRE: The Trail Blazers never trailed in winning seven times this year ... In 23 wins this season, Portland did not trail by more than one possession (three points) at any point in the game.

MARCH ON: The Trail Blazers posted an 11-2 mark in March, the West's second-best record (12-2, Phoenix) and the second-best March record (by percentage) in team history (13-2, 1996-97) ... Portland is now 22-7 in games played in March over the past two seasons.

SHOOTING STAR-TERS: Portland starters shot 76.6% (36-47) from the field March 27 at New Orleans, the second-best mark in franchise history (77.3%, 3/17/85 vs. Atlanta) ... In the game, every Trail Blazers starter shot at least 66.7% for the first time in team history.

FINDING A WAY TO WIN: Portland's 32.1% (25-78) field goal mark March 19 vs. Washington was the lowest shooting mark in a win in franchise history, eclipsing the 33.0% mark on Nov. 3, 1990, at Sacramento ... Brandon Roy's 22-foot jump shot with 0.9 seconds to play broke a tie and gave the Trail Blazers a 76-74 win.

MARK OF A CENTURY: The Trail Blazers scored at least 100 points in 12 straight road contests from Jan. 29-March 12, the league's longest streak this season and Portland's longest such run since Feb. 21-April 21, 1991 (18 games) ... Portland scored 100 points or more in seven straight games overall (Feb. 23-March 7) for the first time since an eight-game streak Nov. 8-21, 1995.

PACESETTERS: Portland's 55 first-half games were its most since the 1979-80 season (55), while its 29 home games before the break were the most since its 1976-77 NBA Championship season.

HIGHS AND LOWS: After giving up a season-high 36 third-quarter points in Golden State on March 11, Portland allowed just nine Warriors points in the fourth quarter, tied for the fewest allowed in the final period in franchise history (three times), in snapping a nine-game losing streak in Oakland with a 110-105 win.

THREE SPREE: Martell Webster's 42 three-point baskets in January (15 games) were tied for the most by any NBA player in the month (A. Brooks) and the fourth-most treys by a Trail Blazer in any month in franchise history (see box) ... He made 46.7% of Portland's treys in January and led the team with 122 three-point makes overall, one shy of a career best (2007-08).

THREES IN A MONTH

Trail Blazers History

Player	3-PTM	Date
D. Stoudamire	54	Jan. 2004
C. Robinson	49	Nov. 1995
N. Van Exel	44	Jan. 2004
M. Webster	42	Jan. 2010

ON POINT: With 22 points and 16 assists Jan. 4 at L.A. Clippers, Andre Miller became the first Trail Blazer to record at least 20 points and 15 assists since Kenny Anderson (22 points, 15 assists) on Jan. 24, 1997, according to the Elias Sports Bureau.

DECEMBER TO REMEMBER: All 15 Trail Blazers games in December were decided by 11 points or less ... Portland won nine of those games, thanks in large part to Brandon Roy's 9.2 fourth-quarter scoring average in 14 appearances in the month.

ROY'S CAREER DAY: Brandon Roy made a career-high 16 field goals (of 26) in scoring 41 points Dec. 25 vs. Denver, the third-highest regular season total of his career ... Roy had 25 points (9-14 FG, 6-6 FT) at the break alone, the most he has scored in the opening half in his career and Portland's best first-half scoring effort since April 19, 2005 (32, D. Miles).

BAY-LESS IS MORE: In his first career start Dec. 23 at San Antonio, Jerryd Bayless counted a career-high 31 points ... According to the Elias Sports Bureau, his 31 points are the most by a Trail Blazer making his first career start in franchise history, a record previously held by Ron Brewer (30, Oct. 18, 1978).

GIVE A LITTLE BIT: The Trail Blazers' seven assists at Orlando on Dec. 19 marked a franchise low ... Oklahoma City's six assists Nov. 1 are the fewest allowed by a Trail Blazers team, all-time ... Portland's opponents tallied 1,583 assists in 2009-10, the fewest helpers vs. the Trail Blazers in franchise history.

RECAPING A RUN: The Trail Blazers won a season-high tying six straight games from Nov. 6-14 ... Portland also won five straight road contests (Nov. 1-14) for the first time since Dec. 14-30, 2002 ... From Nov. 10-14, Portland held its opponents under 85 points (78.8 points, 38.6% FG) in four consecutive games for the first time in franchise history.

FAST OUT OF THE GATES: Portland's 8-3 record to begin the season marked its best 11-game start since 1999-2000 (10-1) ... That year was also the last time the Trail Blazers began the season 5-1 in road contests.

SPRINTING OUT OF THE GATES: The Nov. 28 game at Utah ended a string of 19 games in just 33 days to begin the season, including five back-to-backs and only one two-day break between contests.

IN IT FOR THE LONG RUN: Two of Portland's young guns, LaMarcus Aldridge and Brandon Roy, signed five-year contract extensions with Portland this offseason, keeping the Trail Blazers stars under contract through the 2014-15 campaign.

A DEPTH OF EXPERIENCE: All 15 players on Portland's roster have started games in their NBA careers ... Nine of those players have averaged 10-plus points in a season during their careers.

HOW THE BLAZERS WERE BUILT: Of the 15 Trail Blazers on the roster, four were selected by Portland in the NBA Draft, seven were picked up in trades and four signed as free agents ... Twelve played in college, two came from overseas and one jumped straight from high school ... Eight were on the roster at season's end in 2008-09.

HIGHLY TOUTED: Of the 15 players on Portland's roster, 11 were drafted in the first round ... Nine were selected with the 11th pick or higher, including three in the top two selections.

COLLEGE BALL: Of the 12 college players, the Pac-10 and Big Ten lead the way with three representatives each ... Portland's roster also includes one player from the Atlantic 10, Big 12, Big East, Conference USA, Mountain West and West Coast Conference.

INTERNATIONAL FLAVOR: Portland's three international players have all made their mark in international competition ... Rudy Fernandez (Spain) and Patrick Mills (Australia) played vital roles for their teams in the 2008 Beijing Olympics, while Nicolas Batum was a prominent member of the French National Team in the 2009 European Championships.

DRAFT DAY DEALINGS: The Trail Blazers have made 16 draft day trades over the past four seasons ... The dealing has resulted in the acquisitions of LaMarcus Aldridge, Nicolas Batum, Jerryd Bayless, Rudy Fernandez, Jeff Pendergraph and Brandon Roy.

2009-10 HIGHS & LOWS

TRAIL BLAZERS HIGHS

Field Goals	50	vs. New York (of 95), Mar. 31
Field Goal Att.	95	vs. New York (made 50), Mar. 31
Field Goal Pct.	.603	vs. Milwaukee (44-73), Jan. 13
3-Point FGs	12	vs. Toronto (of 20), Mar. 14
3-Point FGAs	26	vs. Golden State (made 10), Apr. 14
3-Point FG Pct.	.600	vs. Toronto (12-20), Mar. 14
Free Throws	33	vs. Denver (of 41), Oct. 29
Free Throw Att.	41	vs. Denver (made 33), Oct. 29
Free Throw Pct.	1.000	at Memphis (19-19), Mar. 1
Off. Rebounds	22	at Golden State, Mar. 11
Def. Rebounds	40	at New Orleans, Nov. 13
Total Rebounds	60	at New Orleans, Nov. 13
Assists	35	vs. Minnesota, Nov. 8
Personal Fouls	30	vs. Denver, Oct. 29
Disqualifications	1	(10) last at Denver, Apr. 1
Steals	15	vs. L.A. Clippers, Feb. 16
Turnovers	26	vs. Houston, Oct. 27
Blocked Shots	12	vs. Houston, Oct. 27
Points	122	vs. Chicago, Nov. 23
Biggest Margin	28	(2) last vs. New York (118-90), Mar. 31

TRAIL BLAZERS LOWS

Field Goals	22	vs. Boston (of 65), Feb. 19
Field Goal Att.	64	at Charlotte (made 27), Nov. 14
Field Goal Pct.	.321	vs. Washington (25-78), Mar. 19
3-Point FGs	1	at New York (of 8), Dec. 7
3-Point FGAs	7	at L.A. Clippers (made 2), Apr. 7
3-Point FG Pct.	.118	at Phoenix (2-17), Mar. 21
Free Throws	9	(3) last at L.A. Clippers (of 13), Apr. 7
Free Throw Att.	10	vs. Orlando (made 9), Jan. 15
Free Throw Pct.	.583	vs. New Jersey (14-24), Nov. 25
Off. Rebounds	2	vs. L.A. Lakers, Feb. 6 (franchise low)
Def. Rebounds	19	vs. Utah, Jan. 27
Total Rebounds	29	(2) last at Chicago, Feb. 26 (OT)
Assists	7	(2) vs. Boston, Feb. 19 (franchise low)
Personal Fouls	13	vs. Indiana, Mar. 3
Steals	0	at L.A. Lakers, Apr. 11 (ties franchise low)
Turnovers	4	(2) last at Phoenix, Mar. 21
Blocked Shots	0	(2) last at Detroit, Jan. 23
Points	76	(2) last vs. Washington, Mar. 19
Biggest Loss	20	vs. Boston (76-96), Feb. 19

TRAIL BLAZERS HIGH, LOW QUARTERS

	HIGHS	LOWS
1st Qtr.	37 at Warriors, Nov. 20	14 at Hornets, Nov. 13
2nd Qtr.	35 (2) last vs. Bucks, Jan. 13	13 vs. Celtics, Feb. 19
1st Half	66 (2) last vs. Bucks, Jan. 13	37 at Hornets, Nov. 13
3rd Qtr.	41 at Grizzlies, Mar. 1	13 (2) last vs. Wizards, Mar. 19
4th Qtr.	35 vs. Suns, Dec. 17	10 vs. Jazz, Feb. 21
2nd Half	66 vs. T-Wolves, Nov. 21	33 vs. Jazz, Feb. 21
OT	11 at Mavericks, Jan. 30	4 at Celtics, Jan. 22
2OT	6 at Bucks, Dec. 12	6 at Bucks, Dec. 12

OPPONENT HIGHS

Field Goals	46	at Chicago (of 80), Feb. 26 (OT)
	45	(2) last Philadelphia (of 78), Dec. 28
Field Goal Att.	95	L.A. Lakers (made 41), Jan. 8
Field Goal Pct.	.627	at Utah (42-67), Feb. 3
3-Point FGs	13	at New York (of 26), Dec. 7
3-Point FGAs	30	(2) last Golden State (made 12), Apr. 14
3-Point FG Pct.	.615	at L.A. Clippers (8-13), Jan. 4
Free Throws	38	Denver (of 49), Oct. 29
Free Throw Att.	49	Denver (made 38), Oct. 29
Free Throw Pct.	1.000	Minnesota (18-18), Nov. 21
Off. Rebounds	17	L.A. Lakers, Jan. 8
Def. Rebounds	41	at Orlando, Dec. 19
Total Rebounds	54	at Orlando, Dec. 19
Assists	36	at Utah, Nov. 28
Personal Fouls	30	(2) last at Milwaukee, Dec. 12 (2OT)
Disqualifications	2	(3) last at Golden State, Mar. 11
Steals	17	Oklahoma City, Feb. 9
Turnovers	21	(5) last at Memphis, Mar. 1
Blocked Shots	10	at Oklahoma City, Mar. 28
Points	122	Golden State, Apr. 14

OPPONENT LOWS

Field Goals	24	(2) last Dallas (of 71), Apr. 9
Field Goal Att.	61	Denver (made 28), Oct. 29
Field Goal Pct.	.338	Dallas (24-71), Apr. 9
3-Point FGs	1	(3) last at Chicago (of 6), Feb. 26 (OT)
3-Point FGAs	6	(2) last at Chicago (made 1), Feb. 26 (OT)
3-Point FG Pct.	.100	at Memphis (1-10), Nov. 10
Free Throws	4	at L.A. Clippers (of 8), Apr. 7
Free Throw Att.	8	at L.A. Clippers (made 4), Apr. 7
Free Throw Pct.	.500	(3) last at L.A. Clippers (4-8), Apr. 7
Off. Rebounds	3	at Minnesota, Nov. 11
Def. Rebounds	19	(2) last at New Orleans, Mar. 27
Total Rebounds	25	at New Orleans, Mar. 27
Assists	6	at Oklahoma City, Nov. 1 (franchise opp. low)
Personal Fouls	11	at L.A. Clippers, Apr. 7
Steals	1	(3) last at Phoenix, Mar. 21
Turnovers	6	(3) last at L.A. Lakers, Apr. 11
Blocked Shots	1	(9) last at New Orleans, Mar. 27
Points	74	(3) last Washington, Mar. 19

OPPONENT HIGH, LOW QUARTERS

	HIGHS	LOWS
1st Qtr.	41 Warriors, Jan. 2	12 at Hornets, Nov. 13
2nd Qtr.	33 Grizzlies, Jan. 5	10 at TWolves, Feb. 27
1st Half	66 at Nuggets, Mar. 7	30 (2) last Wizards, Mar. 19
3rd Qtr.	36 at Warriors, Mar. 11	12 (2) last Nets, Nov. 25
4th Qtr.	37 (2) last Warriors, Apr. 14	9 at Warriors, Mar. 11
2nd Half	62 (2) last Warriors, Apr. 14	33 Warriors, Jan. 2
OT	14 at Hawks, Nov. 16	7 at Celtics, Jan. 22
2OT	13 at Bucks, Dec. 12	13 at Bucks, Dec. 12

RESULTS BY QUARTER

Game	Date	Opponent	1	2	3	4	OT	2OT	Half	3 Qtrs	Final	W/L	Att.
1.	Oct 27	Houston	23-23	31-18	21-15	21-31	-	-	54-41	75-56	96-87	W	20,403
2.	Oct 29	Denver	17-24	26-18	24-20	27-35	-	-	43-42	67-62	94-97	L	20,218
3.	Oct 31	at Houston	28-33	26-26	25-24	28-28	-	-	54-59	79-83	107-111	L	18,100
4.	Nov 1	at Oklahoma City	25-15	14-22	21-19	23-18	-	-	39-37	60-58	83-74	W	16,920
5.	Nov 3	Atlanta	25-15	23-32	21-25	22-25	-	-	48-47	69-72	91-97	L	20,325
6.	Nov 6	San Antonio	29-14	22-26	17-18	28-26	-	-	51-40	68-58	96-84	W	20,498
7.	Nov 8	Minnesota	33-24	29-21	30-22	24-26	-	-	62-45	82-67	118-93	W	20,306
8.	Nov 10	at Memphis	24-21	21-24	24-16	24-18	-	-	45-45	69-61	93-79	W	10,589
9.	Nov 11	at Minnesota	18-23	32-19	35-19	22-23	-	-	50-42	85-61	107-84	W	13,555
10.	Nov 13	at New Orleans	14-12	23-21	28-21	21-24	-	-	37-33	65-54	86-78	W	14,742
11.	Nov 14	at Charlotte	18-18	20-12	17-21	25-23	-	-	38-30	55-51	80-74	W	15,872
12.	Nov 16	at Atlanta	28-20	20-23	19-15	18-27	10-14	-	48-43	67-58	85-89	L	12,977
13.	Nov 18	Detroit	21-17	27-21	22-12	17-31	-	-	48-38	70-50	87-81	W	20,391
14.	Nov 20	at Golden State	37-29	15-27	23-27	19-25	-	-	52-55	75-83	94-108	L	18,630
15.	Nov 21	Minnesota	23-14	17-23	36-26	30-15	-	-	40-37	76-63	106-78	W	20,453
16.	Nov 23	Chicago	31-28	35-23	24-28	32-18	-	-	66-51	90-80	122-98	W	20,383
17.	Nov 25	New Jersey	28-23	21-21	13-12	31-27	-	-	49-44	62-56	93-83	W	20,322
18.	Nov 27	Memphis	15-29	24-32	24-16	33-29	-	-	39-61	63-77	96-105	L	20,540
19.	Nov 28	at Utah	17-32	27-27	23-30	25-19	-	-	44-59	67-89	92-108	L	18,051
20.	Dec 1	Miami	28-32	22-28	22-28	28-19	-	-	50-60	72-88	100-107	L	20,417
21.	Dec 5	Houston	23-23	22-25	23-21	22-20	-	-	45-48	68-69	90-89	W	20,555
22.	Dec 7	at New York	18-18	20-31	17-29	29-15	-	-	38-49	55-78	84-93	L	19,763
23.	Dec 9	at Indiana	26-19	26-26	25-30	25-16	-	-	52-45	77-75	102-91	W	11,487
24.	Dec 11	at Cleveland	23-26	31-19	22-31	23-28	-	-	54-45	76-76	99-104	L	20,562
25.	Dec 12	at Milwaukee	16-21	28-18	15-30	28-18	8-8	6-13	44-39	59-69	101-108	L	15,973
26.	Dec 15	Sacramento	23-23	20-31	23-19	29-15	-	-	43-54	66-73	95-88	W	20,588
27.	Dec 17	Phoenix	25-28	23-27	22-26	35-21	-	-	48-55	70-81	105-102	W	20,559
28.	Dec 19	at Orlando	21-19	23-20	21-26	18-27	-	-	44-39	65-65	83-92	L	17,461
29.	Dec 20	at Miami	21-25	24-23	26-21	31-26	-	-	45-48	71-69	102-95	W	16,500
30.	Dec 22	at Dallas	18-14	26-19	14-32	27-16	-	-	44-33	58-65	85-81	W	19,863
31.	Dec 23	at San Antonio	28-24	20-23	27-22	23-25	-	-	48-47	75-69	98-94	W	18,581
32.	Dec 25	Denver	24-31	25-20	25-25	33-20	-	-	49-51	74-76	107-96	W	20,664
33.	Dec 28	Philadelphia	25-22	24-21	24-34	20-27	-	-	49-43	73-77	93-104	L	20,640
34.	Dec 30	L.A. Clippers	25-20	32-28	24-28	22-23	-	-	57-48	81-76	103-99	W	20,505
35.	Jan 2	Golden State	31-41	24-15	23-17	27-16	-	-	55-56	78-73	105-89	W	20,507
36.	Jan 4	at L.A. Clippers	21-20	24-25	29-33	21-27	-	-	45-45	74-78	95-105	L	15,104
37.	Jan 5	Memphis	25-24	33-33	21-30	26-22	-	-	58-57	79-87	105-109	L	20,278
38.	Jan 6	L.A. Lakers	30-24	25-19	26-28	26-27	-	-	55-43	81-71	107-98	W	20,629
39.	Jan 10	Cleveland	29-34	20-30	29-18	16-24	-	-	49-64	78-82	94-106	L	20,614
40.	Jan 13	Milwaukee	31-16	35-30	31-25	23-37	-	-	66-46	97-71	120-108	W	20,465
41.	Jan 16	Orlando	24-14	28-18	25-27	25-28	-	-	52-32	77-59	102-87	W	20,650
42.	Jan 18	at Washington	21-24	17-19	35-27	19-27	-	-	38-43	73-70	92-97	L	12,209
43.	Jan 20	at Philadelphia	22-21	25-21	24-26	27-22	-	-	47-42	71-68	98-90	W	12,607
44.	Jan 22	at Boston	25-30	25-25	19-19	22-17	4-7	-	50-55	69-74	95-98	L	18,624
45.	Jan 23	at Detroit	32-21	24-21	18-27	23-24	-	-	56-42	74-69	97-93	W	19,114
46.	Jan 25	New Orleans	23-31	26-16	24-25	24-26	-	-	49-47	73-72	97-98	L	20,249
47.	Jan 27	Utah	16-37	30-26	29-22	20-21	-	-	46-63	75-85	95-106	L	20,384
48.	Jan 29	at Houston	28-18	19-31	24-29	29-26	-	-	47-49	71-78	100-104	L	16,129
49.	Jan 30	at Dallas	20-21	18-26	29-22	30-34	11-9	-	44-47	73-69	114-112	W	20,078
50.	Feb 1	Charlotte	29-19	22-24	21-22	26-14	-	-	51-43	72-65	98-79	W	20,106
51.	Feb 3	at Utah	27-29	25-31	25-28	28-30	-	-	52-60	77-88	105-118	L	19,911
52.	Feb 4	San Antonio	26-24	25-29	15-21	30-19	-	-	51-53	66-74	90-93	W	20,572
53.	Feb 6	L.A. Lakers	29-26	19-28	16-19	18-26	-	-	48-54	64-73	82-99	L	20,688
54.	Feb 9	Oklahoma City	17-23	24-18	20-18	16-30	-	-	41-41	61-59	77-99	L	20,460
55.	Feb 10	at Phoenix	30-20	30-24	23-23	25-34	-	-	60-44	83-67	108-101	W	18,190
56.	Feb 16	L.A. Clippers	26-20	23-18	29-27	31-22	-	-	40-38	78-65	109-87	W	20,265
57.	Feb 19	Boston	25-32	13-24	23-17	15-23	-	-	38-58	51-73	76-96	L	20,618
58.	Feb 21	Utah	27-14	23-24	23-22	10-23	6-10	-	50-38	73-60	89-83	L	20,565
59.	Feb 23	at New Jersey	32-22	24-15	21-33	25-23	-	-	56-37	77-70	102-93	W	11,138
60.	Feb 24	at Toronto	32-24	21-23	25-21	23-19	-	-	53-47	78-68	101-87	W	16,161
61.	Feb 26	at Chicago	22-31	29-21	28-28	24-23	8-12	-	51-52	79-80	111-115	L	21,508
62.	Feb 27	at Minnesota	25-23	22-10	36-24	27-34	-	-	47-33	83-57	110-91	W	19,266
63.	Mar 1	at Memphis	21-27	20-26	41-21	21-19	-	-	41-53	82-74	103-93	W	11,123
64.	Mar 3	Indiana	32-26	21-15	26-21	23-17	-	-	53-41	79-62	102-79	W	20,623
65.	Mar 7	at Denver	21-34	28-32	26-23	31-29	-	-	49-66	75-89	106-118	L	17,266
66.	Mar 9	Sacramento	25-29	27-13	21-20	15-19	-	-	52-42	73-62	88-81	W	20,587
67.	Mar 11	at Golden State	28-28	30-32	25-36	27-9	-	-	58-60	83-96	110-105	W	17,308
68.	Mar 12	at Sacramento	31-24	30-22	26-20	23-28	-	-	61-46	87-66	110-94	W	12,110
69.	Mar 14	Toronto	32-30	28-19	25-29	24-20	-	-	60-49	85-78	109-98	W	20,839
70.	Mar 19	Washington	23-18	19-12	13-21	21-23	-	-	42-30	55-51	76-74	W	20,592
71.	Mar 21	at Phoenix	26-21	21-26	21-17	19-29	-	-	47-47	68-64	87-93	L	18,422
72.	Mar 25	Dallas	32-27	28-27	20-21	21-14	-	-	60-54	80-75	101-89	W	20,611
73.	Mar 27	at New Orleans	28-23	29-18	33-27	22-33	-	-	57-41	90-68	112-101	W	16,475
74.	Mar 28	at Oklahoma City	30-21	20-28	24-22	18-16	-	-	50-49	74-71	92-87	W	18,203
75.	Mar 31	New York	31-20	34-18	30-27	23-25	-	-	65-38	95-65	118-80	W	20,836
76.	Apr 1	at Denver	24-27	31-29	21-31	16-22	-	-	55-56	76-87	92-109	L	19,155
77.	Apr 3	at Sacramento	32-25	16-24	24-20	26-18	-	-	48-49	72-69	98-87	W	12,875
78.	Apr 7	at L.A. Clippers	27-18	23-28	27-14	16-25	-	-	50-46	77-60	93-85	W	16,790
79.	Apr 9	Dallas	18-23	21-19	20-16	18-25	-	-	39-42	59-58	77-83	L	20,693
80.	Apr 11	at L.A. Lakers	20-33	25-23	24-25	22-17	-	-	45-46	69-71	91-88	W	18,997
81.	Apr 12	Oklahoma City	22-28	21-23	30-20	30-24	-	-	43-51	73-71	103-95	W	20,691
82.	Apr 14	Golden State	33-33	25-27	33-25	25-37	-	-	58-60	91-85	116-122	L	20,482

TRAIL BLAZERS MISC.

RECORD BY STARTING LINEUP

LINEUP	W	L	PCT.
Batum, Aldridge, Camby, Fernandez, Miller	1	0	1.000
Webster, Aldridge, Howard, Blake, Miller	1	0	1.000
Batum, Aldridge, Camby, Roy, Miller	16	4	.800
Webster, Aldridge, Przybilla, Roy, Miller	4	1	.800
Roy, Aldridge, Oden, Blake, Miller	7	2	.778
Webster, Aldridge, Howard, Roy, Miller	6	3	.667
Webster, Aldridge, Oden, Roy, Blake	6	5	.545
Batum, Aldridge, Howard, Roy, Miller	1	1	.500
Webster, Aldridge, Pendergraph, Blake, Miller	1	1	.500
Webster, Pendergraph, Howard, Roy, Miller	1	1	.500
Webster, Aldridge, Howard, Bayless, Miller	5	6	.455
Webster, Aldridge, Przybilla, Roy, Blake	1	3	.250
Batum, Aldridge, Howard, Webster, Miller	0	1	.000
Batum, Cunningham, Howard, Fernandez, Miller	0	1	.000
Webster, Cunningham, Oden, Roy, Blake	0	1	.000
Webster, Aldridge, Camby, Roy, Miller	0	2	.000
TOTAL - 16 STARTING LINEUPS	50	32	.610

DOUBLE DOUBLES

PLAYER	NO.
LaMarcus Aldridge	24
Andre Miller	9
Marcus Camby	5
Greg Oden	5
Steve Blake	2
Juwan Howard	2
Martell Webster	2
Nicolas Batum	1
Dante Cunningham	1
Joel Przybilla	1
Brandon Roy	1

DOUBLE DIGIT SCORING

PLAYER	10-19	20-29	30-39	40+
LaMarcus Aldridge	38	31	2	-
Nicolas Batum	11	4	1	-
Jerryd Bayless	25	3	1	-
Steve Blake	16	1	-	-
Marcus Camby	6	-	1	-
Dante Cunningham	5	-	-	-
Rudy Fernandez	22	2	-	-
Juwan Howard	16	-	-	-
Andre Miller	41	16	-	1
Patrick Mills	1	-	-	-
Greg Oden	11	1	-	-
Travis Outlaw	3	1	-	-
Jeff Pendergraph	1	1	-	-
Joel Przybilla	3	-	-	-
Brandon Roy	18	33	5	3
Martell Webster	27	10	-	-

TIMES LED TEAM

PLAYER	PTS	REB	AST
LaMarcus Aldridge	22	28	5
Nicolas Batum	2	4	-
Jerryd Bayless	3	-	9
Steve Blake	1	-	15
Marcus Camby	1	17	-
Dante Cunningham	-	2	-
Rudy Fernandez	3	3	4
Juwan Howard	1	10	2
Andre Miller	9	3	45
Greg Oden	3	8	-
Travis Outlaw	1	-	-
Jeff Pendergraph	1	2	-
Joel Przybilla	-	13	-
Brandon Roy	36	4	24
Martell Webster	5	4	2

*Includes games as a co-leader

INJURY/ILLNESS REPORT

PLAYER	INJURY/ILLNESS	GAMES MISSED
Greg Oden	Left Knee	61
Joel Przybilla	Right Knee	52
Nicolas Batum	Right Shoulder	45
Travis Outlaw	Left Foot	44
Patrick Mills	Right Foot	33
Jeff Pendergraph	Left Hip	27
Rudy Fernandez	Sciatic Pain, Left Quadriceps	20 (19,1)
Brandon Roy	Left Shoulder, Right Hamstring, Right Knee	17 (1,14,2)
LaMarcus Aldridge	Right Knee, Left Ankle, Viral Gastroenteritis	4 (1,2,1)
Steve Blake	Pneumonia	4
Marcus Camby	Right Ankle, Left Ankle	2 (1,1)
Jerryd Bayless	Left Ankle	1
Juwan Howard	Food Poisoning	1
TOTAL		311

ON INACTIVE LIST

PLAYER	GAMES
Greg Oden	56
Joel Przybilla	47
Patrick Mills	44
Nicolas Batum	43
Travis Outlaw	28
Jeff Pendergraph	27
Brandon Roy	2
Marcus Camby	1
Travis Diener	1
Rudy Fernandez	1
Juwan Howard	1

TRANSACTIONS - DRAFT DAY TO SEASON'S END

June 25: Acquired the draft rights to rookie forward **Jeff Pendergraph** (31st overall pick) from the Sacramento Kings in exchange for guard Sergio Rodriguez, the draft rights to Jon Brockman (38th overall pick) and cash considerations.

July 24: Signed 10-year veteran guard **Andre Miller**.

August 24: Signed rookie forward **Dante Cunningham** (33rd overall pick).

August 25: Signed rookie forward **Jeff Pendergraph** (31st overall pick).

September 17: Signed 15-year veteran forward **Juwan Howard**.

September 25: Signed five-year veteran forward Ime Udoka.

September 29: Signed eight-year veteran center Jarron Collins, rookie forward Quinton Hosley and two-year veteran guard Donell Taylor.

October 2: Waived Quinton Hosley and Donell Taylor.

October 16: Signed rookie guard **Patrick Mills**.

October 22: Waived Ime Udoka and Jarron Collins.

December 17: Signed one-year veteran forward Anthony Tolliver.

December 29: Waived Anthony Tolliver and assigned **Patrick Mills** to the NBA Development League's Idaho Stampede.

December 30: Signed four-year veteran forward Shavlik Randolph.

January 3: Recalled **Patrick Mills**.

January 6: Waived Shavlik Randolph.

January 8: Signed Shavlik Randolph to a 10-day contract.

January 13: Reassigned **Patrick Mills** to Idaho Stampede.

January 23: Recalled **Patrick Mills**.

February 16: Acquired 13-year veteran forward/center **Marcus Camby** from the Los Angeles Clippers in exchange for guard Steve Blake, forward Travis Outlaw and cash considerations.

March 3: Signed four-year veteran guard **Travis Diener**.

NATIONAL BASKETBALL ASSOCIATION

OFFICIAL SCORER'S REPORT
FINAL BOX10/27/2009 Rose Garden, Portland, OR
Officials: #13 Harry McGuchie, #54 Derrick Collins, #71 Rodney MottTime of Game: 2:14
Attendance: 20,403 (Selling)

VISITOR: Houston Rockets (0-1)

NO. PLAYER	MIN	FG	FGA	3P	3PA	FT	FTA	OR	DR	TOT	A	PF	ST	TO	BS	PTS
31 Shane Battier	F 27:43	2	9	1	4	3	4	1	3	4	0	1	2	1	0	8
4 Luis Scott	F 22:05	1	8	0	0	1	2	0	4	4	1	4	1	3	1	3
44 Charles Hayes	C 24:52	3	8	0	0	0	0	3	2	5	1	1	3	0	0	6
1 Trevor Ariza	Q 22:58	3	8	2	4	4	6	0	3	3	2	3	1	4	0	12
0 Aaron Brooks	Q 41:41	8	17	0	0	3	4	1	2	3	5	2	2	2	1	19
7 Kyle Lowry	28:36	3	7	1	1	5	6	1	2	3	8	4	2	1	0	12
14 Carl Landry	25:55	3	12	0	0	3	3	2	3	5	0	4	0	3	0	9
13 David Andersen	F 19:05	4	9	1	1	2	2	1	4	5	1	4	0	0	0	11
21 Pope Meensah-Bonsu	4:00	0	1	0	0	1	2	0	0	0	0	1	1	0	0	1
13 Chase Budinger	15:02	3	7	0	2	0	0	1	0	1	0	2	0	2	0	0
15 Joey Dorsey	DNP - Coach's Decision															
8 Jermaine Taylor	DNP - Coach's Decision															
TOTALS:		30	81	5	18	22	29	10	23	33	18	23	12	10	2	87
PERCENTAGES:																

HOME: PORTLAND TRAIL BLAZERS (1-4)

NO. PLAYER	MIN	FG	FGA	3P	3PA	FT	FTA	OR	DR	TOT	A	PF	ST	TO	BS	PTS
23 Marshall Webster	F 25:08	4	7	2	4	4	4	1	2	3	2	1	2	2	1	14
12 LaMarcus Aldridge	F 24:05	6	10	0	0	1	1	5	6	1	5	0	4	1	1	11
52 Greg Oden	C 28:21	1	3	0	0	0	0	4	8	12	1	5	1	7	5	2
7 Brandon Roy	Q 27:29	5	18	0	2	10	11	1	4	6	6	2	1	3	1	20
2 Steve Blake	Q 28:15	2	6	2	5	1	2	0	3	3	2	3	1	2	0	7
25 Travis Outlaw	32:57	9	14	3	5	2	2	0	4	4	2	2	2	1	1	23
24 Andre Miller	25:49	3	11	1	2	2	2	1	3	4	7	2	1	2	0	8
5 Rudy Fernandez	25:31	3	5	2	3	0	0	0	4	4	2	1	1	3	1	8
10 Joel Przytyla	18:29	1	3	0	0	0	0	4	6	10	1	6	0	2	2	2
4 Jerrid Dayless	DNP - Coach's Decision															
33 Dante Cunningham	DNP - Coach's Decision															
0 Juwan Howard	DNP - Coach's Decision															
TOTALS:		33	77	10	21	20	22	12	39	51	23	27	9	20	12	60
PERCENTAGES:																

SCORE BY PERIODS	1	2	3	4	FINAL
Rockets	23	18	15	31	87
Trail Blazers	23	31	21	21	86

Inactive: Rockets - Cook, McGrady, Yao Trail Blazers - Batum, McLain, Pendergraph

Technical Fouls - Defensive Three Second

Rockets: NONE

Trail Blazers (1): 6:05 3rd

Pts. In the Pl. Rockets 43 (24/53), Trail Blazers (12) 24 (12/28) Biggest Lead: Rockets 3, Trail Blazers 20
2nd Chance Pts. Rockets 11 (4/6), Trail Blazers 14 (4/11) Lead Changes: 8
FB Pts. Rockets 10 (5/6), Trail Blazers 8 (2/2) Times Tied: 5

NATIONAL BASKETBALL ASSOCIATION

OFFICIAL SCORER'S REPORT
FINAL BOX10/28/2009 Rose Garden, Portland, OR
Officials: #30 Tony Brown, #43 Dan Crawford, #67 John DobleTime of Game: 2:03
Attendance: 20,218 (Selling)

VISITOR: Denver Nuggets (2-4)

NO. PLAYER	MIN	FG	FGA	3P	3PA	FT	FTA	OR	DR	TOT	A	PF	ST	TO	BS	PTS
16 Carmelo Anthony	F 40:58	11	21	1	2	10	12	1	8	9	3	5	1	3	0	41
4 Klayton Martin	F 37:15	3	5	0	0	0	0	2	1	4	5	0	8	1	0	8
31 Nerlens Odeh	C 30:22	2	7	0	0	3	8	3	0	11	0	0	0	1	0	7
25 Anthony Carter	Q 22:58	2	4	1	2	2	2	0	3	3	1	2	1	1	0	7
1 Chauncey Billups	Q 43:47	5	14	1	8	11	12	0	4	4	6	3	1	2	0	22
11 Chris Andersen	22:09	1	3	0	0	3	4	0	8	8	0	2	0	1	1	5
6 Aaron Affalo	14:06	0	1	0	1	0	0	0	0	0	0	4	0	0	1	0
3 Ty Lawson	17:01	3	5	0	0	1	2	0	1	1	1	1	2	0	0	7
14 Joey Graham	6:12	1	1	0	0	0	0	0	0	0	0	1	0	0	0	2
30 Matt Allen	0:05	0	0	0	0	0	0	0	0	0	0	0	0	0	0	0
32 Ramaldo Dalkman	DNP - Coach's Decision															
5 J.R. Smith	DNP - Seven game NBA suspension															
TOTALS:		29	61	3	11	33	49	0	31	30	11	30	6	0	3	97
PERCENTAGES:																

HOME: PORTLAND TRAIL BLAZERS (1-1)

NO. PLAYER	MIN	FG	FGA	3P	3PA	FT	FTA	OR	DR	TOT	A	PF	ST	TO	BS	PTS
23 Marshall Webster	F 30:17	4	9	1	2	1	2	0	4	4	1	4	1	1	2	10
12 LaMarcus Aldridge	F 40:17	4	13	0	0	1	2	2	5	7	1	4	0	0	0	9
52 Greg Oden	C 21:48	2	5	0	0	2	4	5	4	9	1	5	1	1	2	0
7 Brandon Roy	Q 33:04	6	16	2	6	18	18	0	5	5	4	0	1	0	1	30
2 Steve Blake	Q 20:17	0	3	0	2	0	0	0	0	0	0	3	2	1	0	0
25 Travis Outlaw	10:21	1	6	0	1	2	3	4	7	0	2	0	1	0	4	4
24 Andre Miller	27:07	3	11	0	3	2	3	0	0	5	3	0	0	0	0	8
10 Joel Przytyla	12:10	1	3	0	0	0	2	4	0	0	5	0	0	0	0	2
5 Rudy Fernandez	22:58	6	0	2	5	8	8	2	2	4	0	0	1	2	0	22
0 Juwan Howard	15:43	1	2	0	0	1	2	0	2	2	0	1	0	0	1	3
4 Jerrid Dayless	DNP - Coach's Decision															
33 Dante Cunningham	DNP - Coach's Decision															
TOTALS:		28	81	5	19	33	41	14	30	44	10	30	4	7	3	84
PERCENTAGES:																

SCORE BY PERIODS	1	2	3	4	FINAL
Nuggets	24	18	20	35	97
Trail Blazers	17	29	24	27	94

Inactive: Nuggets - Pedro Trail Blazers - Batum, McLain, Pendergraph

Technical Fouls - Individual

Nuggets (1): Martin 3:53 2nd

Trail Blazers: NONE

Technical Fouls - Defensive Three Second

Nuggets (1): 1:28 3rd

Trail Blazers (3): 3:50 1st, 2:28 1st, 0:25 1 2nd

Pts. In the Pl. Nuggets 23 (14/28), Trail Blazers 24 (12/30) Biggest Lead: Nuggets 7, Trail Blazers 8
2nd Chance Pts. Nuggets 8 (1/5), Trail Blazers 18 (5/10) Lead Changes: 3
FB Pts. Nuggets 9 (3/3), Trail Blazers 3 (1/1) Times Tied: 0

NATIONAL BASKETBALL ASSOCIATION

OFFICIAL SCORER'S REPORT
FINAL BOX10/31/2009 Toyota Center, Houston, TX
Officials: #32 Eddie F. Rush, #38 Michael Smith, #68 Haywood WorkmanTime of Game: 2:25
Attendance: 18,100

VISITOR: Portland Trail Blazers (1-2)

NO. PLAYER	MIN	FG	FGA	3P	3PA	FT	FTA	OR	DR	TOT	A	PF	ST	TO	BS	PTS
23 Marshall Webster	F 14:32	1	3	0	0	0	0	2	2	4	1	3	0	0	1	2
12 LaMarcus Aldridge	F 42:22	13	19	0	0	1	3	1	3	4	2	8	1	2	0	27
52 Greg Oden	C 21:53	2	3	0	0	2	2	7	9	1	5	0	2	3	0	4
7 Brandon Roy	Q 41:20	12	20	6	7	13	13	1	5	8	4	3	1	3	0	42
2 Steve Blake	Q 23:07	1	4	0	2	0	0	0	0	0	0	2	1	3	0	2
5 Rudy Fernandez	31:54	3	9	1	8	0	2	1	0	1	2	0	2	1	0	7
10 Joel Przytyla	21:10	1	2	0	0	0	0	3	3	6	0	0	0	2	0	2
24 Andre Miller	22:36	4	9	0	7	9	2	3	5	2	4	0	0	2	0	15
25 Travis Outlaw	20:08	1	0	0	3	2	2	2	2	4	1	1	0	0	1	4
4 Jerrid Dayless	DNP - Coach's Decision															
33 Dante Cunningham	DNP - Coach's Decision															
0 Juwan Howard	DNP - Coach's Decision															
TOTALS:		33	74	6	18	25	31	12	25	37	19	24	5	15	0	107
PERCENTAGES:																

HOME: HOUSTON ROCKETS (2-1)

NO. PLAYER	MIN	FG	FGA	3P	3PA	FT	FTA	OR	DR	TOT	A	PF	ST	TO	BS	PTS
31 Shane Battier	F 35:07	1	0	1	3	3	4	3	2	5	0	2	0	1	0	6
4 Luis Scott	F 19:13	3	9	0	0	2	2	3	3	6	0	4	1	2	0	8
44 Charles Hayes	C 27:52	4	7	0	0	0	0	3	2	5	1	4	1	1	0	8
1 Trevor Ariza	Q 42:48	11	17	5	8	6	9	1	2	3	4	4	2	2	0	33
0 Aaron Brooks	Q 37:51	13	18	4	6	4	6	1	2	3	8	2	5	4	0	28
14 Carl Landry	26:19	7	11	0	0	2	2	1	2	3	0	5	1	2	1	16
7 Kyle Lowry	32:25	2	6	1	4	2	2	0	3	3	0	3	1	1	0	7
10 Chase Budinger	9:10	1	4	1	3	0	2	0	2	2	0	0	0	0	0	3
13 David Andersen	9:21	1	3	0	0	0	0	0	2	2	0	0	0	0	0	2
43 Dorian Cook	DNP - Coach's Decision															
21 Pope Meensah-Bonsu	DNP - Coach's Decision															
8 Jermaine Taylor	DNP - Coach's Decision															
TOTALS:		40	79	12	24	19	29	12	20	32	19	24	6	13	1	111
PERCENTAGES:																

SCORE BY PERIODS	1	2	3	4	FINAL
Trail Blazers	23	28	25	28	107
Rockets	33	28	24	28	111

Inactive: Trail Blazers - Batum, McLain, Pendergraph Rockets - Dorey, McGrady, Yao

Technical Fouls - Individual

Trail Blazers (1): Outlaw 9:47 4th

Rockets: NONE

Technical Fouls - Defensive Three Second

Trail Blazers (2):

NATIONAL BASKETBALL ASSOCIATION

11/5/2009 Rose Garden, Portland, OR
Officials: #12 Violet Palmer, #15 Darnell Salvo, #40 Matt Boland

OFFICIAL SCORERS REPORT

FINAL BOX

Time of Game: 2:11
Attendance: 23,329 (Sellout)

VISITOR: Atlanta Hawks (2-1)

NO. PLAYER	MIN	FG	FGA	3P	3PA	FT	FTA	OR	DR	TOT	A	PF	ST	TO	BS	PTS
24 Marvin Williams	P 29:41	1	4	1	2	4	4	3	4	7	1	0	0	1	1	7
5 Josh Smith	F 34:19	6	12	0	0	0	3	1	0	7	4	3	1	2	12	12
13 Al Horford	C 38:43	5	12	0	0	1	2	11	13	0	3	1	2	1	11	11
2 Joe Johnson	G 45:33	9	19	1	5	0	0	2	6	8	3	2	0	4	1	19
10 Mike Bibby	G 34:34	3	10	1	4	0	0	4	4	8	3	2	0	2	0	7
27 Zach Randolph	13:40	4	6	0	0	4	4	1	2	3	1	2	0	1	2	12
11 Jamal Crawford	34:10	8	10	2	4	9	0	0	2	7	0	0	0	0	0	27
32 Joe Smith	6:20	1	1	0	0	0	0	2	0	2	0	1	0	0	0	2
1 Maurice Evans	6:48	0	0	0	0	0	0	0	0	0	0	0	0	0	0	0
34 Jason Collins	DNP - Coach's Decision															
33 Randolph Morris	DNP - Coach's Decision															
0 Jeff Teague	DNP - Coach's Decision															
TOTALS:		37	80	3	13	18	22	11	35	48	21	15	4	11	7	97
PERCENTAGES:		46.3%		33.3%		81.8%										TOT TO: 12 (17 PTS)

HOME: PORTLAND TRAIL BLAZERS (2-3)

NO. PLAYER	MIN	FG	FGA	3P	3PA	FT	FTA	OR	DR	TOT	A	PF	ST	TO	BS	PTS
23 Marcin Webster	P 27:11	2	5	2	4	2	2	0	1	1	0	1	1	0	0	8
12 LaMarcus Aldridge	F 39:57	9	17	0	0	2	2	3	11	14	0	3	2	1	0	20
52 Greg Oden	C 15:38	4	8	0	0	0	1	3	8	9	0	5	0	3	0	8
7 Brandon Roy	G 41:59	6	19	1	6	2	3	0	2	2	0	2	0	2	0	19
2 Steve Blake	G 27:03	2	10	1	4	0	0	0	1	1	3	1	0	1	0	5
10 Joel Przytyla	19:14	2	2	0	0	0	0	2	4	6	0	2	1	1	2	4
5 Rudy Fernandez	17:34	1	0	1	3	0	0	0	0	0	2	2	0	0	0	3
24 Andre Miller	28:26	1	8	0	0	3	4	0	0	0	11	2	0	0	0	8
23 Travis Outlaw	22:17	7	15	1	2	4	4	2	1	8	0	2	1	0	2	19
4 Jerrid Bayless	DNP - Coach's Decision															
33 Dante Cunningham	DNP - Coach's Decision															
6 Juwan Howard	DNP - Coach's Decision															
TOTALS:		33	65	0	21	13	15	10	28	30	22	20	7	8	4	91
PERCENTAGES:		42.4%		28.6%		81.3%										TOT TO: 10 (17 PTS)

SCORE BY PERIODS

1 2 3 4 FINAL
Hawks 15 32 25 23 97
Trail Blazers 25 23 21 22 91

Inactive: Hawks - Hunter Tied Blazers - Batum, Mills, Pendergraph

Pts. in the Pt. Hawks 50 (25/43), TRAIL BLAZERS 34 (17/37)
2nd Chance Pts. Hawks 12 (4/8), TRAIL BLAZERS 12 (6/11)
FB Pts. Hawks 16 (9/11), TRAIL BLAZERS 4 (3/2)

Biggest Lead: Hawks 6, TRAIL BLAZERS 12
Lead Changes: 6
Times Tied: 2

NATIONAL BASKETBALL ASSOCIATION

11/5/2009 Rose Garden, Portland, OR
Officials: #17 Joe Crawford, #53 Matt Lindsey, #58 Zach Zarba

OFFICIAL SCORERS REPORT

FINAL BOX

Time of Game: 2:33
Attendance: 23,438 (Sellout)

VISITOR: San Antonio Spurs (2-3)

NO. PLAYER	MIN	FG	FGA	3P	3PA	FT	FTA	OR	DR	TOT	A	PF	ST	TO	BS	PTS
24 Richard Jefferson	F 36:27	7	13	0	3	5	6	1	4	5	2	4	3	0	1	19
21 Tim Duncan	P 35:27	5	14	0	1	4	7	3	5	8	3	2	0	2	1	14
15 Matt Bonner	C 12:33	1	4	0	3	0	0	2	4	1	2	0	1	0	2	2
10 Keith Bogans	G 24:00	2	4	1	2	0	0	0	4	4	1	3	1	0	0	5
9 Tony Parker	G 11:25	1	4	0	0	2	2	1	0	1	1	1	1	2	0	4
20 Manu Ginobili	27:59	4	14	2	7	7	7	0	2	2	4	4	0	2	0	17
46 DeJuan Blair	12:03	0	2	0	0	0	0	0	4	4	0	0	0	0	0	0
34 Antonio McDyess	12:13	4	8	0	0	0	0	1	2	3	0	2	0	1	0	8
3 George Hill	32:29	3	6	0	0	2	2	1	2	3	0	0	2	1	0	8
4 Michael Finley	14:17	1	5	0	1	0	0	0	1	1	0	0	0	0	0	2
8 Roger Mason	22:43	2	7	1	4	0	0	0	2	2	4	3	1	0	0	5
42 Theo Ratliff	DNP - Coach's Decision															
TOTALS:		30	79	4	21	20	28	9	25	37	18	27	8	9	2	84
PERCENTAGES:		38.0%		19.0%		78.6%										TOT TO: 10 (13 PTS)

HOME: PORTLAND TRAIL BLAZERS (2-3)

NO. PLAYER	MIN	FG	FGA	3P	3PA	FT	FTA	OR	DR	TOT	A	PF	ST	TO	BS	PTS
7 Brandon Roy	F 36:34	9	15	1	3	5	6	0	5	5	2	2	0	1	0	24
12 LaMarcus Aldridge	P 33:56	3	10	0	0	2	2	1	4	3	1	4	2	1	0	8
52 Greg Oden	C 25:09	0	9	0	0	2	2	2	8	8	0	5	0	2	4	14
2 Steve Blake	G 39:09	4	7	3	5	4	4	0	0	6	2	2	1	1	0	15
24 Andre Miller	G 33:19	2	9	0	2	6	6	1	5	6	4	1	2	3	0	10
10 Joel Przytyla	18:13	1	4	0	0	2	2	8	7	13	0	3	0	0	1	4
23 Marcin Webster	13:08	1	4	0	2	2	2	1	0	1	0	2	1	1	0	4
3 Rudy Fernandez	11:40	1	5	0	2	1	1	0	0	0	1	0	0	0	1	3
25 Travis Outlaw	23:22	4	9	1	3	0	0	0	3	3	0	0	1	2	1	9
4 Jerrid Bayless	5:19	1	2	0	0	3	3	0	1	1	1	2	0	1	0	3
6 Juwan Howard	1:18	0	0	0	0	0	0	0	0	0	0	0	0	0	0	0
33 Dante Cunningham	DNP - Coach's Decision															
TOTALS:		32	74	5	17	27	30	11	37	48	11	21	7	12	7	95
PERCENTAGES:		43.2%		29.4%		90.0%										TOT TO: 14 (12 PTS)

SCORE BY PERIODS

1 2 3 4 FINAL
Spurs 14 25 13 25 84
Trail Blazers 29 22 17 23 96

Inactive: Spurs - Hairston, Haislip, Manu, Mills, Pendergraph

Pts. in the Pt. Spurs 34 (17/35), TRAIL BLAZERS 36 (18/32)
2nd Chance Pts. Spurs 8 (3/7), TRAIL BLAZERS 11 (5/11)
FB Pts. Spurs 2 (0/2), TRAIL BLAZERS 12 (3/2)

Biggest Lead: Spurs -, TRAIL BLAZERS 17
Lead Changes: 0
Times Tied: 0

NATIONAL BASKETBALL ASSOCIATION

11/5/2009 Rose Garden, Portland, OR
Officials: #28 Tommy Nunez Jr., #47 Dennis Adams, #43 Scott Foster

OFFICIAL SCORERS REPORT

FINAL BOX

Time of Game: 2:08
Attendance: 23,309 (Sellout)

VISITOR: Minnesota Timberwolves (1-0)

NO. PLAYER	MIN	FG	FGA	3P	3PA	FT	FTA	OR	DR	TOT	A	PF	ST	TO	BS	PTS
8 Ryan Gomes	F 30:50	7	14	1	4	0	0	0	0	4	1	0	1	0	1	15
4 Olesky Pecherov	F 13:42	2	2	0	0	0	0	0	2	2	1	3	0	0	0	4
25 Al Jefferson	C 25:24	4	11	0	0	4	5	2	8	10	3	2	1	1	1	12
22 Cory Brewer	G 25:34	4	9	2	4	2	4	0	1	1	1	3	1	3	0	12
10 Jonny Flynn	G 30:24	4	10	1	4	2	3	0	0	3	3	2	2	0	0	11
11 Sasha Pavlovic	21:55	3	8	1	4	0	0	1	0	4	0	1	1	0	1	7
1 Ryan Hartz	19:43	1	4	0	0	0	0	2	1	3	1	2	1	1	0	2
11 Nathan Jawal	22:31	7	11	0	0	2	3	3	6	0	4	0	1	0	1	16
7 Ramon Sessions	21:50	2	5	0	0	1	2	0	2	3	1	1	2	0	0	5
10 Wayne Ellington	20:03	3	6	2	3	1	2	1	2	3	1	0	0	0	0	9
3 Damien Wilkins	5:41	0	1	0	0	0	0	0	2	1	1	0	0	1	0	0
14 Brian Cardinal	DNP - Coach's Decision															
TOTALS:		37	63	7	19	12	21	10	29	39	19	21	7	15	6	63
PERCENTAGES:		44.6%		36.8%		57.1%										TOT TO: 16 (32 PTS)

HOME: PORTLAND TRAIL BLAZERS (4-3)

NO. PLAYER	MIN	FG	FGA	3P	3PA	FT	FTA	OR	DR	TOT	A	PF	ST	TO	BS	PTS
7 Brandon Roy	F 28:49	1	6	0	1	0	0	8	8	7	2	1	1	0	2	2
12 LaMarcus Aldridge	F 25:24	5	11	0	0	9	9	5	5	10	3	1	0	1	0	19
52 Greg Oden	C 22:16	4	8	0	0	3	3	2	2	4	1	1	0	0	2	11
2 Steve Blake	G 27:20	3	8	0	2	0	0	4	4	5	0	1	0	0	0	8
24 Andre Miller	G 28:27	0	14	1	1	2	3	1	3	4	3	3	2	4	0	21
10 Joel Przytyla	25:40	3	5	0	0	1	2	3	10	13	1	4	1	2	0	7
5 Rudy Fernandez	22:02	2	6	1	3	0	0	1	4	5	0	1	4	3	0	5
23 Marcin Webster	21:10	2	0	2	4	2	2	0	1	1	4	0	2	2	0	6
4 Jerrid Bayless	17:49	4	7	0	0	4	5	0	1	1	4	5	0	0	0	12
25 Travis Outlaw	18:37	5	9	3	4	8	8	0	1	1	1	0	1	0	1	12
33 Dante Cunningham	0:17	3	4	0	0	0	0	0	0	0	0	0	0	0	0	6
6 Juwan Howard	DNP - Coach's Decision															
TOTALS:		41	82	7	15	27	30	12	37	43	35	17	12	13	3	115
PERCENTAGES:		50.0%		46.7%		90.0%										TOT TO: 14 (11 PTS)

SCORE BY PERIODS

1 2 3 4 FINAL
Timberwolves 24 21 22 26 93
Trail Blazers 33 29 30 24 116

Inactive: Timberwolves - Blount, Hill, Love, Trail Blazers - Batum, Mills, Pendergraph

Technical Fouls - Defensive Three Second

Trail Blazers (1): 3:00 1st

Pts. in the Pt. Timberwolves 33 (15/32), TRAIL BLAZERS 36 (18/32)
2nd Chance Pts. Timberwolves 13 (5/11), TRAIL BLAZERS 16 (4/11)
FB Pts. Timberwolves 8 (3/4), TRAIL BLAZERS 21 (8/5)

OFFICIAL SCORER'S REPORT
FINAL ROUND

Time of Game: 220

Time of Game: 220

VISITOR: Portland Trail Blazers (7-3)																	Attendance: 14,742	
NO.	PLAYER	MIN	FG	FGA	3P	3PA	FT	FTA	OR	DR	TOT	A	PF	ST	TD	ES	PTS	
1	Brandon Roy	F 30:04	5	16	0	2	4	7	2	6	8	0	3	0	0	0	13	
12	Lamarque Aldridge	F 29:20	10	19	0	0	0	1	4	9	13	1	1	1	0	0	20	
52	Greg Oden	C 25:33	4	10	0	0	0	0	5	7	12	1	4	0	0	0	8	
2	Steve Blake	C 32:00	1	7	1	5	0	0	0	4	4	2	1	0	1	0	3	
24	Andre Miller	C 38:12	6	13	0	1	2	3	3	3	6	3	4	0	3	1	12	
10	Joe Przycki	L 17:55	2	3	0	0	6	7	3	5	8	0	2	1	0	3	10	
5	Rudy Fernandez	L 20:08	0	1	0	0	0	0	0	1	1	0	0	0	0	0	0	
23	Marcus Wicomb	L 24:46	1	3	0	2	2	2	0	1	1	0	0	0	0	0	4	
4	Jerryd Bayless	L 20:47	2	3	0	0	4	8	0	2	2	0	1	1	0	1	6	
25	Trevin Outlaw	L 19:10	3	11	0	3	0	0	5	2	5	1	1	1	0	0	8	
33	Dante Cunningham	L 12:25	0	0	0	0	0	0	0	0	0	0	0	0	0	0	0	
8	Nathan Howard	L 12:25	0	1	0	0	0	0	0	0	0	0	0	0	0	0	0	
TOTALS:			33	87	2	13	18	20	0	40	14	20	3	12	7	68		
PERCENTAGES:			37.5%	15.4%	0%	33.3%	TM REB: 8	TOT TOT: 13-11 (PTS)										

HOME - NEW ORLEANS HORNETS (3-7)																
NO.	PLAYER		MIN	FG FGA	SP 3PA	FT FTA	OR DR TOT	A PP	ST TO BS PTS							
10	Pete Dinkelschmidt	F	22:55	1 7	0 3	0 0	6 8	0 0	0 0 0 2							
30	Dwight Gooden	F	39:12	7 13	0 0	2 2	8 13	1 1	0 2 1 15							
60	Ermeka Ogburn	C	25:00	2 7	0 0	3 4	1 3	0 4	0 1 1 7							
23	Dwain Brown	G	20:05	2 7	1 3	2 2	0 0	0 2	0 1 0 7							
3	Chris Paul	G	30:33	1 8	0 0	1 2	1 4	5 8	2 1 0 3							
4	Sean Marks		15:28	0 2	0 0	1 2	4 3	7 1	4 0 2 1 1							
41	Jacques Poirier		23:48	0 3	0 2	3 4	0 3	3 2	1 0 2 1 3							
2	Darren Collison		28:25	7 14	0 1	4 4	0 1	1 2	4 2 0 0 18							
9	Derize Gorgodis		8:11	0 2	0 0	0 0	1 0	1 1	0 0 0 0							
5	Marcus Thornton		23:40	8 15	2 5	2 2	0 2	2 1	2 1 0 0 20							
12	Hilton Armstrong		3:44	1 1	0 0	0 0	0 1	1 2	0 0 1 2							
32	Justin Wright		0:55	0 0	0 0	0 0	0 0	0 0	0 0 0 0							
TOTALS:				29 79	14 17	22 9	31 40	17 23	0 0 5 78							
PERCENTAGES:				36.7%	21.4%	77.3%	TW REB: 9		TOT TO: 9 (8 78)							

SCORE BY PERIODS	1	2	3	4	FINAL
Tall Blazers	14	23	23	21	81
HOFKETS	12	21	21	24	78

bioRxiv preprint doi: <https://doi.org/10.1101/111111>; this version posted November 1, 2016. The copyright holder for this preprint (which was not certified by peer review) is the author/funder, who has granted bioRxiv a license to display the preprint in perpetuity. It is made available under aCC-BY-NC-ND 4.0 International license.

Pls. in the Pl. Trail Blazers 42 (21/37), HORNETS 30 (15/31)	Biggest Lead Trail Blazers 10, HORNETS 2
2nd Chance Pls. Trail Blazers 22 (2/20), HORNETS 3 (1/2)	Lead Changes 4
FB Pls. Trail Blazers 5 (2/1), HORNETS 20 (7/7)	Times Tied 4

1971, 1972, 1973, 1974, 1975, 1976, 1977, 1978, 1979, 1980, 1981, 1982, 1983, 1984, 1985, 1986, 1987, 1988, 1989, 1990, 1991, 1992, 1993, 1994, 1995, 1996, 1997, 1998, 1999, 2000, 2001, 2002, 2003, 2004, 2005, 2006, 2007, 2008, 2009, 2010, 2011, 2012, 2013, 2014, 2015, 2016, 2017, 2018, 2019, 2020, 2021, 2022, 2023, 2024, 2025, 2026, 2027, 2028, 2029, 2030, 2031, 2032, 2033, 2034, 2035, 2036, 2037, 2038, 2039, 2040, 2041, 2042, 2043, 2044, 2045, 2046, 2047, 2048, 2049, 2050, 2051, 2052, 2053, 2054, 2055, 2056, 2057, 2058, 2059, 2060, 2061, 2062, 2063, 2064, 2065, 2066, 2067, 2068, 2069, 2070, 2071, 2072, 2073, 2074, 2075, 2076, 2077, 2078, 2079, 2080, 2081, 2082, 2083, 2084, 2085, 2086, 2087, 2088, 2089, 2090, 2091, 2092, 2093, 2094, 2095, 2096, 2097, 2098, 2099, 2100, 2101, 2102, 2103, 2104, 2105, 2106, 2107, 2108, 2109, 2110, 2111, 2112, 2113, 2114, 2115, 2116, 2117, 2118, 2119, 2120, 2121, 2122, 2123, 2124, 2125, 2126, 2127, 2128, 2129, 2130, 2131, 2132, 2133, 2134, 2135, 2136, 2137, 2138, 2139, 2140, 2141, 2142, 2143, 2144, 2145, 2146, 2147, 2148, 2149, 2150, 2151, 2152, 2153, 2154, 2155, 2156, 2157, 2158, 2159, 2160, 2161, 2162, 2163, 2164, 2165, 2166, 2167, 2168, 2169, 2170, 2171, 2172, 2173, 2174, 2175, 2176, 2177, 2178, 2179, 2180, 2181, 2182, 2183, 2184, 2185, 2186, 2187, 2188, 2189, 2190, 2191, 2192, 2193, 2194, 2195, 2196, 2197, 2198, 2199, 2200, 2201, 2202, 2203, 2204, 2205, 2206, 2207, 2208, 2209, 2210, 2211, 2212, 2213, 2214, 2215, 2216, 2217, 2218, 2219, 2220, 2221, 2222, 2223, 2224, 2225, 2226, 2227, 2228, 2229, 2230, 2231, 2232, 2233, 2234, 2235, 2236, 2237, 2238, 2239, 2240, 2241, 2242, 2243, 2244, 2245, 2246, 2247, 2248, 2249, 2250, 2251, 2252, 2253, 2254, 2255, 2256, 2257, 2258, 2259, 2260, 2261, 2262, 2263, 2264, 2265, 2266, 2267, 2268, 2269, 2270, 2271, 2272, 2273, 2274, 2275, 2276, 2277, 2278, 2279, 2280, 2281, 2282, 2283, 2284, 2285, 2286, 2287, 2288, 2289, 2290, 2291, 2292, 2293, 2294, 2295, 2296, 2297, 2298, 2299, 2300, 2301, 2302, 2303, 2304, 2305, 2306, 2307, 2308, 2309, 2310, 2311, 2312, 2313, 2314, 2315, 2316, 2317, 2318, 2319, 2320, 2321, 2322, 2323, 2324, 2325, 2326, 2327, 2328, 2329, 2330, 2331, 2332, 2333, 2334, 2335, 2336, 2337, 2338, 2339, 2340, 2341, 2342, 2343, 2344, 2345, 2346, 2347, 2348, 2349, 2350, 2351, 2352, 2353, 2354, 2355, 2356, 2357, 2358, 2359, 2360, 2361, 2362, 2363, 2364, 2365, 2366, 2367, 2368, 2369, 2370, 2371, 2372, 2373, 2374, 2375, 2376, 2377, 2378, 2379, 2380, 2381, 2382, 2383, 2384, 2385, 2386, 2387, 2388, 2389, 2390, 2391, 2392, 2393, 2394, 2395, 2396, 2397, 2398, 2399, 2400, 2401, 2402, 2403, 2404, 2405, 2406, 2407, 2408, 2409, 2410, 2411, 2412, 2413, 2414, 2415, 2416, 2417, 2418, 2419, 2420, 2421, 2422, 2423, 2424, 2425, 2426, 2427, 2428, 2429, 2430, 2431, 2432, 2433, 2434, 2435, 2436, 2437, 2438, 2439, 2440, 2441, 2442, 2443, 2444, 2445, 2446, 2447, 2448, 2449, 2450, 2451, 2452, 2453, 2454, 2455, 2456, 2457, 2458, 2459, 2460, 2461, 2462, 2463, 2464, 2465, 2466, 2467, 2468, 2469, 2470, 2471, 2472, 2473, 2474, 2475, 2476, 2477, 2478, 2479, 2480, 2481, 2482, 2483, 2484, 2485, 2486, 2487, 2488, 2489, 2490, 2491, 2492, 2493, 2494, 2495, 2496, 2497, 2498, 2499, 2500, 2501, 2502, 2503, 2504, 2505, 2506, 2507, 2508, 2509, 2510, 2511, 2512, 2513, 2514, 2515, 2516, 2517, 2518, 2519, 2520, 2521, 2522, 2523, 2524, 2525, 2526, 2527, 2528, 2529, 2530, 2531, 2532, 2533, 2534, 2535, 2536, 2537, 2538, 2539, 2540, 2541, 2542, 2543, 2544, 2545, 2546, 2547, 2548, 2549, 2550, 2551, 2552, 2553, 2554, 2555, 2556, 2557, 2558, 2559, 2560, 2561, 2562, 2563, 2564, 2565, 2566, 2567, 2568, 2569, 2570, 2571, 2572, 2573, 2574, 2575, 2576, 2577, 2578, 2579, 2580, 2581, 2582, 2583, 2584, 2585, 2586, 2587, 2588, 2589, 2590, 2591, 2592, 2593, 2594, 2595, 2596, 2597, 2598, 2599, 2600, 2601, 2602, 2603, 2604, 2605, 2606, 2607, 2608, 2609, 2610, 2611, 2612, 2613, 2614, 2615, 2616, 2617, 2618, 2619, 2620, 2621, 2622, 2623, 2624, 2625, 2626, 2627, 2628, 2629, 2630, 2631, 2632, 2633, 2634, 2635, 2636, 2637, 2638, 2639, 2640, 2641, 2642, 2643, 2644, 2645, 2646, 2647, 2648, 2649, 2650, 2651, 2652, 26

OFFICIAL GOVERNMENT REPORT
FINAL BOX

Time of Game: 2:34
Attendance: 12,977

Time of Game: 2:34
Attendance: 12,977

VISITOR: Portland Trail Blazers													Home: Atlanta Hawks			
NO.	PLAYER	MIN	FG FGA	3P 3PA	FT FTA	OR	DR	TOT	A	P	ST	TS	PTS			
7	Branston Roy	F 42:50	7 13	1 3	2 2	1	8	9	4	5	0	3	0 17			
12	Lamarquis Aldridge	P 45:15	8 17	0 0	2 2	1	8	9	2	3	1	0	18			
62	Greg Oden	C 34:07	5 9	0 0	1 3	2	5	7	0	8	1	4	11			
2	Steve Blake	O 40:20	3 11	2 8	0 0	0	0	0	11	1	0	2	8			
24	Andre Miller	G 30:10	4 13	0 2	0 0	2	1	3	5	1	3	3	0 16			
10	Joe Przybylo	18:53	0 0	0 0	0 0	2	1	3	0	2	0	1	0			
23	Maurice Webster	11:08	1 3	0 0	0 0	1	1	0	2	0	0	0	2			
5	Rudy Fernandez	32:11	7 12	4 6	1 1	0	4	2	4	4	3	0	19			
6	Joanon Howard	7:19	2 3	0 0	0 1	1	0	1	0	1	0	1	5			
4	Jerryd Bayless	1:58	0 0	0 0	1 2	0	0	0	0	1	0	0	1			
33	Dante Cunningham	DNP - Coach's Decision														
25	Travis Outlaw	NWT - Left Foot														
TOTALS:			37	80	7	17	14	17		8	20	37	24	85		
PERCENTAGES:			46.3%	41.2%	62.5%	TEAM SD: 7			TOT TOT: 19 (24 PTS)							

HOME: ATLANTA HAWKS (3-2)																		
NO.	PLAYER	MIN	FG	FGA	3P	3PA	FT	FTA	OR	DR	TOT	A	PF	ST	TO	BS	PTS	
24	Muhammad Wade	F	34:05	2	0	0	0	0	1	1	2	3	3	1	2	1	4	
5	Joah Smith	F	04:08	8	14	0	0	4	7	4	12	16	2	1	2	2	20	
11	Al Horford	C	37:52	7	10	1	1	0	0	2	8	10	1	4	0	0	25	
2	Joe Johnson	F	44:55	13	31	3	7	8	2	1	3	9	0	1	3	0	35	
10	Mike Bibby	C	42:29	4	11	1	4	1	1	2	3	5	3	3	0	2	13	
11	James Crawford	B	26:18	2	19	0	5	2	2	0	0	0	1	1	1	3	8	
1	Melvin Elynn	B	5:53	0	2	0	0	0	0	0	0	0	0	0	0	0	0	
27	Zaza Pachulia	F	20:00	2	5	0	1	3	4	4	5	9	1	2	1	2	7	
32	Joe Smith	F	3:58	0	0	0	0	0	0	0	0	0	2	0	0	0	0	
0	Jeff Teague	B	5:22	1	2	0	0	0	0	2	2	0	1	1	0	0	2	
33	Jason Collins	DNP - Coach's Decision																
33	Randolph Morris	DNP - Coach's Decision																
TOTALS:			39	91	5	18	18	20	10	32	47	20	17	7	14	8	99	
PERCENTAGES:			42.9%			27.8%		80.0%		TW REB: 11			TOT TO: 14 (12 PTS)					

SCORE BY PERIODS	1	2	3	4	TOT	FINAL
Trail Blazers	29	20	19	18	10	86
HAWKES	20	23	15	27	14	99

Inactive: Tref Olson - Bismarck, M.D., Pendergraph Howie - Huron

Technical Fouls - Individuals
Total Fouls: NONE

MAINTENANCE (1) Joe. Smith 5 08 300

Pos. in Po Pl. Trail Distance 35 (18/31), HAWKES 60 (28/48) Biggest Load Trail Distance 12, HAWKES 8

2nd Chance Pts. Total Blazers 13 (4/5) MA'WKS 22 (3/15)
 2nd Chance Pts. Total Blazers 13 (4/5) MA'WKS 22 (3/15)
 Lead Changes 5
 Times Tied 10

FB/Pa. 122 Bureau 10 (B/C), PHOENIX 10 (B/C)

OFFICIAL COURIER'S REPORT
FINAL DOX

Time of Game: 2:19
Attendance: 18,630

VISITOR: Portland Trail Blazers (9-6)													HOME: Los Angeles Lakers (14-0)					
NO.	PLAYER	MIN	FG	FGA	3P	3PA	FT	FTA	OR	DR	TOT	A	PF	ST	TO	NS	PTR	
7	Brandon Roy	F 37:30	6	17	1	5	4	2	2	4	2	4	2	4	1	3	0	17
12	Lamarque Altridge	F 27:03	4	10	0	0	4	5	1	5	0	1	2	0	2	1	12	
52	Greg Oden	C 24:12	0	0	0	0	4	5	3	3	0	2	0	0	0	1	10	
2	Steve Blake	C 36:28	2	9	0	0	4	2	2	1	3	4	1	1	2	0	6	
24	Andre Miller	C 13:38	5	0	0	0	4	5	0	2	2	3	0	7	0	14		
5	Rudy Fernandez	37:50	8	11	3	8	4	5	0	4	4	5	1	4	4	0	19	
23	Maurice Webster	13:47	1	4	0	2	0	0	1	1	0	2	0	1	1	2		
10	Joel Przybilla	22:01	0	3	0	0	0	0	5	4	9	0	2	0	1	3	0	
8	Juwan Howard	12:04	0	1	0	0	0	2	3	5	0	0	0	2	0	0	0	
4	Jermaine Beasley	22:55	2	5	0	0	0	0	0	0	0	1	2	0	0	0	8	
33	Dave Cunningham	3:00	1	2	0	0	0	0	3	1	4	0	0	0	0	0	2	
25	Travis Outlaw	DND - Last Foot																
TOTALS:				33	79	4	19	24	30	17	28	45	18	23	7	23	0	94
PERCENTAGES:				41.8%		21.1%		60.0%		TM REB: 8					TOT TO: 23 (32 PTR)			

HOME: GOLDEN STATE WARRIORS (#4)																		
NO.	PLAYER	MIN	FG	FGA	3P	3PA	FT	FTA	OR	DR	TOT	A	PF	ST	TD	BS	PTS	
22	Anthony Morrow	F	48:00	8	13	4	6	3	3	2	4	8	1	3	2	1	0	23
20	Corey Maggette	F	30:17	5	11	0	1	3	4	2	4	0	4	0	3	0	13	
3	Melvin Moore	C	8:15	0	0	0	0	0	0	0	0	4	3	0	0	0	0	
8	Morris Etie	G	48:00	13	28	1	3	7	9	0	2	2	6	3	6	4	23	
30	Stephen Curry	G	45:34	3	9	2	3	4	5	0	6	6	8	6	1	1	12	
4	Anthony Randolph		20:42	6	15	0	0	3	4	7	4	11	0	4	3	6	2	15
77	Vladimir Radmanovic		19:16	3	8	0	0	1	2	0	0	3	3	2	1	0	7	
31	Chris Mannix		13:58	2	2	0	0	0	0	0	0	3	3	0	1	0	4	
7	Kalenna Smith		NWT	Left Posterior Tendon														
10	Raja Bell		NWT	Left Wrist														
15	Andre Goudry		DND	Lower Back Strain														
21	Ronny Turfitt		DND	Sprained Left Knee														
23	CJ Watson		NWT	Flu														
TOTALS:				40	84	7	13	21	27	11	28	37	21	28	15	16	8	108
PERCENTAGES:				47.6%	63.8%		77.0%	TM REB: 12					TOT TO: 17 (10 PTS)					

SCORE BY PERIODS	1	2	3	4	FINAL
Trail Blazers	37	15	23	19	94
WARRIORS	29	27	27	25	108

Technical Fouls - Individual
Tred Bazzore (2): Foul 4:29 2nd, Minor 3:34 4th

Technical Fouls - Defensive Three Second
Trail Blazers (1): 3/28 3rd
WARRIORS (1): 3/30 3rd

Pts. in the Pt. Trail Blazers 33 (19/33), WARRIORS 44 (22/37)
2nd Chance Pts. Trail Blazers 13 (7/14), WARRIORS 11 (5/12)
FB Pts. Trail Blazers 9 (3/6), WARRIORS 36 (14/18)

Biggest Lead Trail Blazers 11, WARRIORS 20
Lead Changes 5
Times Tied 2

OFFICIAL SCORER'S REPORT
FINAL BOX

Time of Game: 2:13
Attendance: 23,333 (Sellout)

VISITOR: Chicago Bulls (6-7)										HOME: Detroit Pistons (6-7)									
NO.	PLAYER	MIN	FG	FGA	3P	3PA	FT	FTA	OR	DR	TOT	A	PF	ST	TO	BS	PTS		
9	Lualaba	F	37.23	9	14	2	2	5	2	1	3	4	2	1	0	0	0	25	
22	Taj Gibson	F	33.50	3	11	0	0	0	5	1	5	6	2	8	0	1	3	8	
13	Jamario Nash	C	32.48	3	0	0	0	1	2	0	0	0	4	0	0	1	7		
15	John Salmons	G	36.26	8	15	1	4	5	0	0	2	2	3	3	0	0	22		
1	Derrick Rose	G	39.00	7	14	0	0	0	0	2	1	3	3	4	1	2	0	14	
52	Brad Miller		16.27	0	2	0	0	0	2	2	1	0	1	4	0	1	0	2	
2	Kiri Korich		22.00	3	6	1	2	0	0	0	1	1	0	2	2	1	0	7	
8	Jamario Pargo		13.43	4	9	2	3	5	5	1	1	2	2	2	1	0	0	15	
16	Jarvis Johnson		7.20	0	2	0	1	0	0	0	0	0	0	1	0	0	0	0	
11	Undrey Hunter		2.41	0	1	0	1	0	0	0	0	0	1	1	0	0	0	0	
34	Aaron Gray																		
24	Tyus Thomas																		
TOTALS:				47	00	0	13	18	22	8	10	27	23	23	4	0	4	50	
PERCENTAGES:				36.36		48.24		81.8%				TW RD: 3					TOT TO: 6 (7 PTS)		

HOME: PORTLAND TRAIL BLAZERS (11-6)																		
NO	PLAYER		MIN	FG	3P	FTA	FT	FTA	OR	DR	TOT	A	PF	ST	TO	BS	PTS	
23	Mattias Miesow	F	21:58	3	10	0	2	0	1	3	4	1	0	0	0	0	8	
12	Lamarque Alford	F	35:32	10	18	1	3	3	3	10	13	3	4	0	2	1	24	
52	Greg Oden	C	42:49	7	9	0	0	10	12	0	8	12	1	4	0	2	24	
7	Brandon Roy	G	38:23	6	13	1	3	5	7	0	2	2	7	3	0	0	13	
2	Steve Blake	G	22:36	1	3	1	3	0	1	2	3	5	4	0	1	2	3	
10	Joel Przytylo		1:04	3	3	0	0	2	2	1	2	3	0	2	0	0	8	
3	Rudy Fernandez		19:22	3	7	3	5	0	1	0	3	3	3	2	0	1	13	
24	Andre Miller		28:52	3	0	0	1	10	11	0	0	0	0	0	2	0	18	
4	Darrell Bayless		11:51	2	2	0	0	0	0	0	0	0	0	0	0	0	4	
33	Jared Cunningham		16:12	2	4	0	0	0	1	2	3	0	0	2	1	1	4	
6	Juwan Howard		0:00	0	0	0	0	2	2	0	1	1	0	0	0	0	2	
25	Trevin Lindsey																	
NWT-surgery for stress fracture left foot																		
TOTALS:				42	73	8	15	32	40	14	33	47	24	18	2	10	4	122
PERCENTAGES:				57.5%	40.0%		80.0%	TM REB: 7						TOT TO: 10 (15 PTS)				

SCORE BY PERIODS	1	2	3	4	FINAL
Ducks	28	23	29	18	98
TRAIL BLAZERS	31	35	24	32	122

Inactive: Ode - James Tril Blazers - Burt, M.C., Pendergrah
 Technical Fouts - Individual
 Bids (1): Nosh 5:34 4th
 TRAIL BLAZERS: NONE
 Technical Fouts - Defense Three Second
 Bids (2): 2:45 2nd, 1:14 4th
 TRAIL BLAZERS: NONE
 2nd in the P. Bids 32 (10:27), TRAIL BLAZERS 50 (25:36)
 1B, 2B, 3B, 4B, 5B, 6B, 7B, 8B, 9B, TRAIL BLAZERS 10 (5:27)
 1B, 2B, 3B, 4B, 5B, 6B, 7B, 8B, 9B, TRAIL BLAZERS 4 (1:44)
 Biggest Lead: 8th 6, TRAIL BLAZERS 24
 1st and 2nd Champs 6
 Times Tril 4

NATIONAL BASKETBALL ASSOCIATION

12/5/2009 Rose Garden, Portland, OR
 Officials: #30 Tony Brown, #40 Leon Wood, #75 Ed Malloy

OFFICIAL SCORER'S REPORT

FINAL BOX

Time of Game: 2:25
 Attendance: 20,658 (Sellout)

VISITOR: Houston Rockets (11-6)

NO. PLAYER	MIN	FG	FGA	3P	3PA	FT	FTA	OR	DR	TOT	A	PF	ST	TO	BS	PTS
31 Shane Dettmer	F 35:34	2	4	1	3	0	0	0	4	4	1	2	0	1	0	5
4 Luis Scott	F 37:58	9	17	0	0	3	4	0	5	5	2	3	0	1	0	21
44 Charles Heryes	C 21:10	2	5	0	0	0	0	4	3	7	2	1	0	0	0	4
1 Trevor Ariza	G 36:02	3	12	0	2	1	2	0	4	4	1	2	2	0	0	7
0 Aaron Brooks	G 31:13	3	9	0	4	0	0	0	0	0	5	2	0	3	0	6
14 Carl Landry	29:35	7	13	0	0	9	11	5	4	9	2	4	1	2	1	23
7 Kyle Lowry	22:05	2	5	1	2	4	6	1	1	2	1	4	0	1	0	9
10 David Anderson	6:44	1	2	0	1	0	0	0	2	2	1	3	0	0	0	2
10 Chase Budinger	19:29	5	10	2	5	0	0	1	1	2	1	1	0	0	1	12
43 Brian Cook	DNP - Coach's Decision															
8 Jasmiah Taylor	DNP - Coach's Decision															

TOTALS: 34 77 4 17 17 23 11 24 35 10 22 3 8 2 69
 PERCENTAGES: 44.2% 23.5% 73.9% TM REB: 11 TOT TOT: 9 (8 PTS)

HOME: PORTLAND TRAIL BLAZERS (13-0)

NO. PLAYER	MIN	FG	FGA	3P	3PA	FT	FTA	OR	DR	TOT	A	PF	ST	TO	BS	PTS
23 Marcin Wabasz	F 16:59	1	8	0	2	0	0	0	2	2	0	2	0	0	0	2
12 LaMarcus Aldridge	P 39:44	5	14	1	1	1	2	9	11	3	3	0	1	0	1	12
52 Greg Oden	C 4:15	0	0	0	0	0	0	0	3	3	0	1	0	0	0	0
7 Brandon Roy	G 41:51	9	10	1	2	9	9	1	2	3	3	4	2	4	0	28
2 Steve Blake	G 28:41	1	6	1	5	0	0	0	0	0	3	2	1	1	0	3
10 Joel Przybilla	38:11	2	2	0	0	2	2	1	11	12	0	5	0	3	1	6
33 Dante Cunningham	5:00	0	2	0	0	0	0	1	0	1	0	0	0	1	0	0
24 Andre Miller	35:49	9	14	1	1	3	7	1	2	3	3	3	0	1	0	24
4 Jarmy Bayless	22:56	4	8	0	1	5	8	0	2	2	0	4	0	1	0	10
6 Jusian Howard	11:35	1	2	0	0	0	0	0	0	0	0	3	0	0	1	2
5 Rudy Fernandez	DND - Seizure Pain															
25 Travis Outlaw	DND - Left Foot Injure															

TOTALS: 32 67 4 12 22 20 0 31 37 12 27 3 12 2 90
 PERCENTAGES: 47.8% 33.3% 84.6% TM REB: 5 TOT TOT: 12 (18 PTS)

SCORE BY PERIODS

	1	2	3	4	FINAL
Rockets	23	23	21	20	67
Trail Blazers	23	22	23	22	90

Inactive: Rockets - Dorsey, McGrady, Yao Trail Blazers - Darnell, Mills, Pendergraph

Flagrant Fouls: Rockets (1); 0:27 & 2nd Quarter-FLG1

TRAIL BLAZERS: NONE

Pts. in the Pl. Rockets 48 (24/11), TRAIL BLAZERS 50 (13/20) Biggest Lead: Rockets 12, TRAIL BLAZERS 4

2nd Chance Pts. Rockets 15 (4/7), TRAIL BLAZERS 14 (5/8) Lead Changes: 29

FB Pts. Rockets 4 (2/2), TRAIL BLAZERS 5 (1/0) Times Tied: 15

NOTE: Oden went down with injury at 7:43. Play stopped for 7 minutes.

NATIONAL BASKETBALL ASSOCIATION

12/7/2009 Madison Square Garden, New York, NY
 Officials: #10 Ron Armstrong, #25 Tony Brothers, #64 Cl Ray

OFFICIAL SCORER'S REPORT

FINAL BOX

Time of Game: 2:14
 Attendance: 19,763 (Sellout)

VISITOR: Portland Trail Blazers (13-0)

NO. PLAYER	MIN	FG	FGA	3P	3PA	FT	FTA	OR	DR	TOT	A	PF	ST	TO	BS	PTS
12 LaMarcus Aldridge	F 44:31	7	15	0	0	5	6	3	10	13	2	5	1	1	2	19
23 Marcin Wabasz	F 22:56	1	8	1	2	0	0	0	1	1	0	3	1	1	1	3
10 Joel Przybilla	C 32:15	2	5	0	0	0	0	0	2	6	8	0	2	0	3	4
2 Steve Blake	G 37:37	4	8	0	1	2	0	5	4	3	2	2	0	0	0	9
7 Brandon Roy	G 39:58	9	19	0	4	9	10	2	4	6	3	3	2	5	0	27
24 Andre Miller	20:27	2	0	0	1	0	0	0	2	2	2	4	1	4	0	4
33 Dante Cunningham	10:53	2	2	0	0	0	0	0	2	2	0	1	1	1	0	4
4 Jarmy Bayless	17:06	4	5	0	0	0	0	7	1	0	1	2	2	1	1	14
6 Jusian Howard	7:58	0	0	0	0	0	0	0	3	3	0	2	0	0	0	0
5 Rudy Fernandez	DND - Seizure Pain															
62 Greg Oden	DND - Left Knee															
25 Travis Outlaw	DND - Left Foot															

TOTALS: 31 68 1 8 21 25 8 33 41 13 25 0 18 3 84
 PERCENTAGES: 47.0% 12.5% 84.0% TM REB: 8 TOT TOT: 19 (31 PTS)

HOME: NEW YORK KNICKS (7-15)

NO. PLAYER	MIN	FG	FGA	3P	3PA	FT	FTA	OR	DR	TOT	A	PF	ST	TO	BS	PTS
7 Al Harrington	F 34:11	4	15	2	4	2	4	1	6	7	2	0	0	1	1	12
20 Jared Jeffries	F 22:51	3	7	0	1	0	0	4	0	4	1	0	2	1	2	6
42 David Lee	C 39:00	5	9	0	0	7	8	3	7	10	2	2	0	4	1	17
21 Wilson Chandler	G 29:21	5	9	2	2	2	5	1	1	2	0	3	0	0	0	14
1 Chris Duhon	G 36:54	2	7	1	3	1	2	0	3	9	1	2	1	2	1	6
8 Danilo Gallinari	35:40	4	13	3	7	3	4	1	3	4	3	1	2	1	2	14
0 Larry Hughes	30:37	8	13	4	8	1	1	6	8	1	2	1	3	0	0	21
23 Tony Douglas	11:00	1	3	1	1	0	0	1	0	1	2	2	1	1	0	3
34 Edley Curry	DNP - Coach's Decision															
43 Jordan Hill	DNP - Coach's Decision															
31 Darko Milicic	DNP - Coach's Decision															
2 Nets Robinson	DNP - Coach's Decision															

TOTALS: 32 78 13 28 16 24 12 25 37 20 19 8 12 6 80
 PERCENTAGES: 41.0% 50.0% 60.7% TM REB: 9 TOT TOT: 12 (13 PTS)

SCORE BY PERIODS

	1	2	3	4	FINAL
Trail Blazers	18	20	17	22	64
Kniks	18	31	28	15	69

Inactive: Trail Blazers - Darnell, Mills, Pendergraph Knicks - Landry, Mobley

Technical Fouls - Defensive Three Second

Trail Blazers (1); 9:30 3rd

KNICKS: NONE

Pts. in the Pl. Trail Blazers 34 (17/21), KNICKS 24 (12/28)

2nd Chance Pts. Trail Blazers 15 (5/8), KNICKS 11 (3/12)

FB Pts. Trail Blazers 9 (4/5), KNICKS 9 (4/4)

Biggest Lead: Trail Blazers 5, KNICKS 23

Lead Changes: 4

Times Tied: 4

NATIONAL BASKETBALL ASSOCIATION

12/8/2009 Conseco Fieldhouse, Indianapolis, IN
 Officials: #27 Dick Bennett, #38 Michael Smith, #66 Heywood Workman

OFFICIAL SCORER'S REPORT

FINAL BOX

Time of Game: 2:12

Attendance: 11,487

VISITOR: Portland Trail Blazers (14-0)

NO. PLAYER	MIN	FG	FGA	3P	3PA	FT	FTA	OR	DR	TOT	A	PF	ST	TO	BS	PTS
23 Marcin Wabasz	F 29:30	2	8	1	4	0	0	1	4	5	1	2	0	1	1	5
12 LaMarcus Aldridge	F 35:58	8	12	0	0	4	4	1	7	8	3	4	1	1	1	20
10 Joel Przybilla	C 22:28	4	7	0	0	4	7	3	5	8	0	3	0	1	1	12
7 Brandon Roy	G 36:28	11	21	1	3	6	12	1	6	7	5	2	0	1	0	29
2 Steve Blake	G 33:51	2	7	2	4	0	0	1	2	3	8	1	1	1	0	6
6 Jusian Howard	19:04	3	3	0	0	0	0	0	3	3	1	5	0	2	1	6
24 Andre Miller	25:10	6	12	2	5	3	4	0	1	1	2	3	4	2	1	15
4 Jarmy Bayless	14:00	2	5	0	0	1	2	0	2	2	1	0	1	0	0	5
33 Dante Cunningham	8:30	2	4	0	0	0	0	1	2	3	0	2	0	1	0	4
5 Rudy Fernandez	NWT - Seizure Pain															
52 Greg Oden	NWT - Left Knee Surgery															
25 Travis Outlaw	NWT - Left Foot Surgery															

TOTALS: 30 79 0 10 19 27 8 32 40 20 23 8 11 5 102
 PERCENTAGES: 43.4% 37.5% 66.7% TM REB: 11 TOT TOT: 12 (7 PTS)

HOME: INDIANA PACERS (9-13)

NO. PLAYER	MIN	FG	FGA	3P	3PA	FT	FTA	OR	DR	TOT	A	PF	ST	TO	BS	PTS
1 Dahntay Jones	F 31:40	8	13	0	1	3	4	0	3	3	2	5	0	3	0	19
3 Troy Murphy	F 30:14	4	9	2	5	0	0	1	6	7	1	1	1	0	0	10
53 Roy Hibbert	C 18:13	3	9	0	0	0	2	2	2	4	1	2	0	1	0	6
25 Brandon Rush	G 23:38	4	6	0	1	0	0	1	1	2	0	3	0	2	1	8
5 T.J. Ford	G 31:39	3	9	0	1	2	2	0	6	8	5	2	0	3	1	8
17 Mike Dunleavy	20:53	5	11	0	3	0	0	0	2	2	0	2	0	0	0	10
50 Tyler Hansbrough	22:06	4	14	0	0	5	7	4	11	3	1	1	0	0	0	13
10 Jeff Foster	19:25	2	3	0	0	0	0	4	8	2	4	0	0	0	0	4
13 Luther Head	19:40	3	8	1	3	2	2	0	0	0	0	2	0	1	1	9
22 A.J. Price	10:21	2	10	0	3	0	0	0	3	3	2	0	0	1	0	4
44 Solomon Jones	DNP - Coach's Decision															
32 Josh McRoberts	DNP - Coach's Decision															

TOTALS: 38 92 3 17 12 17 15 31 48 15 22 2 11 3 91
 PERCENTAGES: 41.0% 17.0% 70.0% TM REB: 11 TOT TOT: 12 (14 PTS)

SCORE BY PERIODS

	1	2	3	4	FINAL
Trail Blazers	20	20	25	25	102
Pacers	10	26	30	19	91

Inactive: Trail Blazers - Batum, Mills, Pendergraph Pacers - Omer, Granger, Watson

Pts. in the Pl. Trail Blazers 28 (14/27), PACERS 40 (20/37) Biggest Lead: Trail Blazers 11, PACERS 2

2nd Chance Pts. Trail Blazers 11 (5/8), PACERS 13 (5/13) Lead Changes: 2

FB Pts. Trail Blazers 3 (1/2), PACERS 6 (2/4) Times Tied: 4

NATIONAL BASKETBALL ASSOCIATION

12/11/2009 Quicken Loans Arena, Cleveland, OH
 Officials: #30 Tony Brown, #43 Dan Crawford, #67 John Goble

OFFICIAL SCORER'S REPORT

FINAL BOX

Time of Game: 2:30

NATIONAL BASKETBALL ASSOCIATION

12/12/2009 Bradley Center, Milwaukee, WI
Officials: #13 Dennis Gabriels, #62 Pat Foster, #77 Kane Fitzgerald

OFFICIAL SCORER'S REPORT
FINAL BOX

Time of Game: 2:51
Attendance: 16,573

VISITOR: Portland Trail Blazers (14-11)

NO. PLAYER	MIN	FG	FGA	3P	3PA	FT	FTA	OR	DR	TOT	A	PF	ST	TO	BS	PTS	
12 LaMarcus Aldridge	F 22:01	13	22	0	0	5	7	5	6	11	0	4	0	1	0	31	
23 Marshall Weber	F 22:34	6	14	3	6	1	1	2	2	4	2	0	0	3	0	16	
10 Joel Przytyla	C 44:10	2	3	0	0	4	5	2	6	10	0	4	2	2	4	6	
7 Brandon Roy	G 40:13	8	24	1	3	6	8	0	6	6	4	0	4	0	23		
2 Steve Blake	G 42:06	3	10	1	7	0	0	1	4	5	1	0	1	3	0	7	
24 Andre Miller		33:57	2	12	0	1	3	6	1	3	4	7	1	2	3	0	7
4 Jerrid Bayless		17:56	3	6	1	1	2	2	1	2	3	0	3	1	1	0	9
6 Juwan Howard		16:21	0	1	0	0	0	3	3	6	2	2	0	0	0	0	0
33 Dante Cunningham		9:53	0	0	0	0	0	0	0	0	1	0	0	0	0	0	0
5 Rudy Fernandez	NWT - Elastic pain																
52 Greg Oden	NWT - Left knee																
25 Travis Outlaw	NWT - Left knee																

TOTALS: 37 92 6 18 21 29 13 37 52 18 19 8 17 4 101
PERCENTAGES: 40.2% 33.3% 72.4% TM REB: 12 TOT TO: 18 (19 PTS)

HOME: MILWAUKEE BUCKS (11-11)

NO	PLAYER	MIN	FG	FGA	3P	3PA	FT	FTA	OR	DR	TOT	A	PF	ST	TO	BS	PTS
12	Luc Mbah a Moute	F 41:35	2	4	0	0	0	0	2	2	4	2	0	0	1	1	4
7	Ersan Eyiso	F 42:05	4	11	3	4	0	2	3	3	6	2	5	1	2	0	11
8	Andrew Bogut	C 43:58	12	19	0	0	3	4	2	7	9	3	8	0	4	2	27
10	Carlos Delfino	G 30:52	4	12	1	4	0	0	1	7	8	5	2	3	1	0	9
8	Brandon Jennings	G 43:51	7	17	3	5	1	1	0	4	11	2	1	4	0	0	18
13	Luke Ridnour	31:47	7	10	1	6	0	0	4	4	8	4	1	2	0	20	
22	Michael Redd	29:10	5	11	1	4	0	2	0	2	2	2	1	1	0	11	
40	Kurt Thomas	14:01	1	1	0	0	0	0	0	3	3	0	1	0	1	0	2
21	Haskin Warrick	12:37	2	3	0	0	0	2	0	1	1	1	1	1	0	0	4
20	Roko Lard Udo	5:57	1	3	0	1	0	0	0	1	1	0	1	0	0	0	2
42	Charlie Bell	DNP - Coach's Decision															
20	Dan Gadzuric	DNP - Coach's Decision															

TOTALS: 45 91 6 19 10 17 8 30 44 28 30 8 10 3 130
PERCENTAGES: 48.5% 42.1% 50.8% TM REB: 8 TOT TO: 10 (20 PTS)

SCORE BY PERIODS

Trail Blazers 1 2 3 4 FINAL
BUCKS 16 20 15 28 6 101

Inactive: Trail Blazers - Batum, Mills, Pendergraph, Bucks - Alexander, Elson, Meeks

Technical Fouls - Defensive Three Second

Trail Blazers (1): 3:40 3rd

BUCKS, NONE

Pis. In the Pl. Trail Blazers 40 (20/20), BUCKS 50 (25/42)

2nd Chance Pis. Trail Blazers 23 (9/15), BUCKS 0 (0/7)

FB Pis. Trail Blazers 7 (3/3), BUCKS 0 (1/2)

Biggest Lead: Trail Blazers 7, BUCKS 13

Lead Changes: 10

Times Tied: 10

NATIONAL BASKETBALL ASSOCIATION

12/17/2009 Rose Garden, Portland, OR
Officials: #24 Mike Callahan, #66 Mark Ayotte, #71 Rodney Mott

OFFICIAL SCORER'S REPORT
FINAL BOX

Time of Game: 2:41

Attendance: 20,553 (Soldout)

VISITOR: Phoenix Suns (17-4)

NO	PLAYER	MIN	FG	FGA	3P	3PA	FT	FTA	OR	DR	TOT	A	PF	ST	TO	BS	PTS
33	Grant Hill	F 33:52	9	17	0	1	2	6	2	0	2	3	5	3	3	0	20
1	Amar'e Stoudemire	F 45:00	9	19	0	0	9	11	2	9	11	1	3	0	3	1	27
8	Chauncey Frye	C 33:43	5	11	5	8	2	2	4	8	2	2	0	2	2	1	17
2	Goran Dragic	G 22:27	3	7	1	3	2	2	0	3	3	2	3	0	1	0	8
13	Steve Nash	G 40:21	7	11	2	6	0	0	2	3	5	13	4	2	2	0	15
3	Jared Dudley	36:42	4	9	2	4	0	0	1	3	6	3	6	1	2	0	13
17	Louie Almondson	11:42	0	2	0	0	1	2	1	2	3	0	2	0	0	0	1
58	Earl Clark	4:45	0	2	0	0	0	0	0	0	0	0	0	0	0	0	0
29	Alando Tucker	9:20	1	1	0	0	0	0	0	0	0	0	0	0	0	0	2
30	Jerome Collins	DNP - Coach's Decision															
32	Taylor Griffin	DNP - Coach's Decision															
15	Rashad Lopez	DNP - Coach's Decision															

TOTALS: 38 79 12 21 18 22 10 28 36 24 26 8 14 2 102
PERCENTAGES: 48.1% 47.8% 72.7% TM REB: 11 TOT TO: 14 (12 PTS)

HOME: PORTLAND TRAIL BLAZERS (19-11)

NO. PLAYER	MIN	FG	FGA	3P	3PA	FT	FTA	OR	DR	TOT	A	PF	ST	TO	BS	PTS
23 Marshall Webster	F 32:53	6	10	2	5	1	1	3	4	7	1	2	1	1	1	15
12 LaMarcus Aldridge	F 32:03	5	15	0	0	6	8	2	5	7	2	4	1	3	0	10
10 Joel Przytyla	C 24:38	1	3	0	0	1	2	3	7	10	0	3	0	0	0	2
7 Brandon Roy	G 42:18	9	22	2	5	7	11	3	5	8	4	3	3	1	0	27
24 Andre Miller	G 17:49	1	3	0	0	2	3	0	0	0	6	1	0	2	0	4
2 Steve Blake		38:00	4	7	4	7	0	0	1	2	3	2	3	0	1	12
33 Dante Cunningham		4:20	0	2	0	0	0	0	1	1	0	2	1	0	0	0
4 Jerrid Bayless		20:04	9	10	2	3	9	12	0	3	4	2	0	2	0	29
6 Juwan Howard		12:00	0	1	0	0	0	0	2	2	1	3	0	0	0	0
5 Rudy Fernandez	DND-microfracture															
25 Travis Outlaw	DND-surgery left foot stress fracture															
44 Anthony Tolliver	DNP - Coach's Decision															

TOTALS: 35 70 10 20 25 35 12 29 41 10 22 7 10 4 105
PERCENTAGES: 44.9% 50.0% 71.4% TM REB: 12 TOT TO: 13 (17 PTS)

SCORE BY PERIODS

Suns 1 2 3 4 FINAL
Trail Blazers 23 27 28 21 102

Inactive: Suns - Barbosa, Richardson, Trail Blazers - Batum, Mills, Oden, Pendergraph

Technical Fouls - Individual

Suns: NONE

Trail Blazers (1): Przytyla 8:10 2nd

Technical Fouls - Defensive Three Second

Suns (1): 4:02 2nd

Trail Blazers: NONE

Pis. In the Pl. Suns 36 (10/25), TRAIL BLAZERS 38 (18/34)

2nd Chance Pis. Suns 12 (5/11), TRAIL BLAZERS 25 (5/2)

FB Pis. Suns 12 (4/4), TRAIL BLAZERS 4 (2/4)

Biggest Lead: Suns 15, TRAIL BLAZERS 8

Lead Changes: 4

Times Tied: 3

NATIONAL BASKETBALL ASSOCIATION

12/13/2009 Rose Garden, Portland, OR
Officials: #75 Tony Brothers, #27 Dick Bavetta, #64 Ed Poe

OFFICIAL SCORER'S REPORT
FINAL BOX

Time of Game: 2:13
Attendance: 20,558 (Soldout)

VISITOR: Sacramento Kings (10-13)

NO. PLAYER		MIN	FG	FGA	3P	3PA	FT	FTA	OR	DR	TOT	A	PF	ST	TO	BS	PTS
15 Andrew Nicholson	F	17:02	3	7	1	3	0	0	0	2	2	0	1	0	1	0	5
34 Jason Thompson	F	40:56	7	12	0	0	4	7	1	8	9	2	4	0	4	1	13
31 Spencer Hawes	C	27:45	8	7	0	0	0	0	1	1	2	2	1	0	2	0	4
20 Doris Ogburn	D	14:22	3	10	0	2	0	1	1	0	1	0	2	0	1	0	6
13 Tyshae Davis	G	22:53	7	9	0	1	0	0	0	7	7	3	4	2	1	1	12
3 Ima Ukhia		25:02	3	4	1	1	1	2	2	3	3	3	1	3	0	1	8
10 Beno Udoh		31:21	7	10	2	8	1	1	1	1	5	3	2	0	0	0	17
40 Jon Brockman		9:28	0	1	0	0	0	0	1	2	3	0	1	0	0	0	0
18 David Campbell		10:45	2	5	1	2	2	3	0	3	0	0	1	0	1	0	9
10 Sergio Rodriguez		8:12	0	3	0	1	2	3	0	1	1	2	2	0	2	0	2
9 Kevon Thomas		15:05	0	3	0	0	0	0	1	1	2	1	1	0	0	0	0
42 Ross May	DNP - Coach's Decision																

TOTALS: 34 78 6 13 13 23 11 25 36 10 23 8 13 2 88
PERCENTAGES: 44.7% 33.3% 68.2% TM REB: 8 TOT TO: 13 (15 PTS)

HOME: PORTLAND TRAIL BLAZERS (19-11)

NO	PLAYER	MIN	FG	FGA	3P	3PA	FT	FTA	OR	DR	TOT	A	PF	ST	TO	BS	PTS
23	Marshall Weber	F 22:59	5	7	2	4	1	2	0	4	4	2	0	1	0	1	9
12	LaMarcus Aldridge	F 41:18	10	21	0	0	6	5	4	0	0	3	0	1	0	1	25
10	Joel Przytyla	C 30:20	3	3	0	0	1	2	4	6	10	0	4	1	3	2	5
7	Brandon Roy	G 43:48	12	23	1	3	2	4	3	5	10	1	0	3	0	0	25
24	Andre Miller	G 23:46	2	13	0	2	0	0	1	2	3	2	0	0	0	0	4
8	Juwan Howard		18:10	3	3	0	0	0	0	3	3	0	3	0	0	0	6
2	Steve Blake		24:23	2	4	1	3	0	0	1	1	2	0	1	0	0	6
4	Jerrid Bayless		24:13	3	8	0	1	8	10	0	2	2	8	0	1	1	14
33	Dante Cunningham		6:59	1	2	0	0	0	0	2	2	0	1	0	0	0	2
5	Rudy Fernandez	DND-microfracture															
52	Greg Oden	NWT-injured left patella															
25	Travis Outlaw	DND-surgery left foot stress fracture															

TOTALS: 36 78 4 13 10 28 12 27 33 34 17 2 11 3 88
PERCENTAGES: 47.4% 30.8% 75.1% TM REB: 13 TOT TO: 11 (13 PTS)

SCORE BY PERIODS

Kings 1 2 3 4 FINAL
Trail Blazers 23 20 29 23 85

Inactive: Kings - Davis, Martin, Trail Blazers - Batum, Mills, Pendergraph

Pis. In the Pl. Kings 42 (9/24), TRAIL BLAZERS 34 (17/25)

2nd Chance Pis. Kings 17 (9/11), TRAIL BLAZERS 17 (9/15)

FB Pis. Kings 3 (1/2), TRAIL BLAZERS 10 (2/4)

Biggest Lead: Kings 11, TRAIL BLAZERS 9

Lead Changes: 12

Times Tied: 12

OFFICIAL SECRET'S REPORT
FINAL COPY

Time of Game: 2:19
Attendance: 19,883 (Selling)

Time of Game: 2:19
Attendance: 19,883 (Selling)

VISITOR: Portland Trail Blazers (11-12)													HomeTeam: 19,985 (season)					
NO	PLAYER	MIN	FG	FOA	3P	3PA	FT	FTA	OR	TOT	A	PF	ST	TS	PTS			
23	Maurice Webster	F	21:10	1	8	1	4	0	0	4	4	2	0	1	0	3		
12	Lamarque Abulridge	F	44:56	0	18	0	0	1	3	5	7	12	2	1	1	13		
10	Joel Przybilla	C	0:48	0	0	0	1	2	1	4	5	0	1	0	0	1		
7	Brandon Roy	G	41:04	7	19	1	4	8	8	1	8	3	0	4	2	1	23	
24	Andre Miller	G	22:47	4	11	0	1	4	1	3	4	3	1	1	0	0	12	
2	Steve Blake	F	27:05	2	7	2	2	0	0	0	2	2	4	1	1	0	6	
4	Jerryd Bayless	F	20:00	3	8	1	2	2	0	4	4	2	5	1	3	0	9	
8	Junwan Howard	C	34:18	5	12	0	0	0	0	1	9	10	4	5	1	2	0	10
44	Anthony Toney	F	3:04	0	1	0	1	0	0	1	1	0	0	0	0	0	0	
31	Jeff Pendergast	F	3:51	1	1	0	0	0	0	1	1	0	2	0	0	0	2	
33	Dante Cunningham	DNP - Coach's Decision																
5	Rudy Fernandez	DNP - Rotation Push																
TOTALS:				32	79	5	14	10	19	9	37	40	21	23	9	11	3	60
PERCENTAGES:				40.5%		35.7%		84.2%		TM REB:					TOT TO:	12	(13 PTS)	

NO	PLAYER	MIN	FG	FTA	REB	PTS	FT	FTA	OR	DR	TOT	A	PF	GT	TD	RS	PTR
0	(Shawn) Mason	F 25:23	0	7	0	0	0	0	1	5	6	4	0	0	2	1	0
1	Dini Almedzid	F 41:04	10	13	2	2	5	7	1	0	9	1	3	2	0	1	27
23	Erick Desamples	C 31:18	3	7	0	1	2	8	9	15	2	0	1	0	1	0	8
11	Jesse Juan Barnes	G 35:27	9	16	3	4	1	0	1	1	5	2	1	2	0	22	2
2	Jason Kidd	G 38:56	1	6	1	8	0	0	1	6	8	0	0	0	0	0	3
5	Josh Howard	21:06	4	8	0	0	0	0	2	2	1	1	1	0	1	1	8
31	Jason Terry	28:03	2	13	1	3	3	4	0	1	4	2	0	1	0	1	8
90	Drew Gooden	14:30	2	7	0	0	1	2	2	4	0	2	2	0	0	1	5
7	Tim Thomas	8:05	0	3	0	1	0	0	0	0	0	0	0	0	0	0	0
3	Rodrigue Beaucote	DNP - Coach's Decision															
43	Kyle Humphries	DNP - Coach's Decision															
6	Quinton Ross	DNP - Coach's Decision															
TOTALS:			31	80	7	19	22	11	35	40	21	14	3	13	4	61	
PERCENTAGES:			38.6%		38.8%		54.5%		TW REB: 11					TOT TOT: 13 (13 PTS)			

Tom Blumens
MAVERICKS

MAVERICKS: NAME
Regional Finals
Trail Blazers (1): 4:51 3rd Howard-FLG;
MAVERICKS: MONIE
Pts. in the Ft. Trail Blazers 24 (12/23), MAVERICKS 32 (19/08)
2nd Chance Pts. Trail Blazers 13 (4/5), MAVERICKS 13 (5/11)
FB Pts. Trail Blazers 4 (2/2), MAVERICKS 11 (5/12)
Biggest Lead Trail Blazers 11, MAVERICKS 7
Trail Change 12
Times Tied 9

OFFICIAL SCORES REPORT
FINAL BOX

Time of Game; 2:24
Attendance; 20,684 (Boys' only)

Time of Game; 2:24
Attendance; 20,684 (Boys' only)

VISITOR: Denver Nuggets (20-12)																	
NO.	PLAYER	MIN	FG	FGA	3P	3PA	FT	FTA	OR	DR	TOT	A	REB	ST	TO	PTS	
13	Carmelo Anthony	F 30:48	11	23	1	2	9	10	4	5	9	4	4	0	1	0	32
4	Kyronn Murth	F 40:20	8	10	0	0	0	5	0	14	2	2	2	2	0	12	
31	Nene	C 36:18	3	7	0	0	3	5	0	3	3	1	5	1	1	9	
0	Arron Affalo	Q 18:54	3	5	0	2	0	1	0	0	0	1	0	0	0	8	
1	Chauncey Escape	Q 16:56	3	7	1	3	3	3	1	1	2	5	0	0	1	0	10
11	Cyle Anderson	10:22	0	0	0	0	0	0	0	1	1	0	2	2	1	5	0
5	J.R. Smith	29:00	9	23	2	8	0	0	1	2	3	0	1	0	2	0	20
3	Ty Lawson	18:27	0	3	0	1	2	2	1	1	2	1	2	0	0	2	2
25	Anthony Carter	17:51	2	4	1	1	0	0	0	1	1	0	2	0	1	0	8
30	Matt Allen	DNP - Coach's Decision															
32	Ronald Ballman	DNP - Coach's Decision															
14	Joey Graham	DNP - Coach's Decision															
TOTALS:		37	82	6	10	17	23	12	23	35	14	21	5	9	8	98	
PERCENTAGES:		43.1%	30.2%	01.0%	TM REB: 8							TOT TO: 9 (13 PTS)					

[illegible]

TRAIL BLAZERS

Pigeon Route
 Mugsots (1): 2:15 2nd Water-FLO1
 TRAIL BLAZERS: NONE
 Pts. in the Pt. Mugsots 40 (22/40), TRAIL BLAZERS 30 (19/26)
 2nd Chance Pts. Mugsots 30 (9/13), TRAIL BLAZERS 13 (5/11)
 FLD Pts. Mugsots 41 (20), TRAIL BLAZERS 1 (0/1)

OFFICIAL SOONERS REPORT

Time of Game: 2:24

Attendance: 20,505 (Ballou)

NBA 1997-98 All-League Leaders (APR 15)													
NO.	PLAYER	PTS	REB	AST	STL	BLK	TRF	FT	ORB	DRB	TOTL	PTS	
12	Al Thornton	32.06	4	6	0	3	5	2	4	2	4	1	
23	Marques Camby	30.30	3	7	0	0	1	2	1	10	11	2	
35	Chris Kaman	30.47	12	10	0	1	2	2	7	9	1	2	
10	Eric Darden	30.45	8	11	3	8	5	7	0	1	1	8	
1	Bernie Davis	30.20	2	15	1	5	7	10	0	6	5	11	
45	Russell Dwyer	32.05	0	12	3	7	0	0	1	1	2	0	
26	DeAndre Jordan	31.33	1	1	0	0	1	3	0	0	6	2	
3	Sebastian Telfair	30.40	0	0	0	0	0	0	0	0	2	0	
4	Craig Smith	31.15	0	1	0	0	0	0	1	0	1	0	
31	Ricky Davis	4.57	1	2	0	1	0	0	0	0	1	0	
25	Mardy Collins	DNP - Coach's Decision											
8	Brian Skinner	DNP - Coach's Decision											
TOTALS:													
		37.75	7	10	18	29	7	26	30	24	20	8	
		PERCENTAGES:	42.7%	35.0%	62.1%	TM	REB:	30	24	20	8	99	
		TOT TOT: 11 (15 PTS)											

HOME: PORTLAND TRAIL BLAZERS (R1-13)																		
NO.	PLAYER		MIN	FG	FGA	3P	3PA	FT	FTA	OR	DR	TOT	A	PF	ST	TO	PTS	
23	Marcus Wainwright	F	31:04	4	9	1	4	0	8	0	4	4	0	4	0	1	15	
12	Lutheisku Albritton	F	8:20	3	4	1	1	0	0	0	1	1	1	0	0	1	7	
5	Jwanne Howard	C	37:30	6	7	0	0	0	0	4	5	0	2	4	2	1	10	
7	Darion Roy	G	37:25	12	20	2	1	3	3	7	8	2	1	4	0	0	25	
34	Andre Miller	G	19:28	2	7	0	0	2	4	0	0	3	4	0	1	0	0	
31	Jeff Pendergast		24:40	4	8	0	0	0	0	3	11	14	0	2	0	1	2	8
2	Cave Bates		37:43	4	8	2	5	0	1	0	0	0	2	3	1	1	0	10
4	Jerry Dayless		28:05	3	14	1	4	3	3	0	2	2	8	0	1	2	0	14
33	Dante Cunningham		37:02	4	8	0	0	0	0	1	2	3	0	3	0	1	1	8
5	Rudy Fernandez	DND-outdooractivity																
10	Joni Przybyla	NWT-too right portable london																
42	Shawn Renshaw	DKP - Coach's Decision																
TOTAL:			63.05	53	55	31.2%	82.2%	TM REB:	15				TOT TO:	15	(15 PTS)			
PERCENTAGES:			43.05	50.5	31.2%	82.2%	TM REB:	15				TOT TO:	15	(15 PTS)				

SCORE BY PERIODS	1	2	3	4	FINAL
Coppers	20	23	28	23	94
TRAIL BLAZERS	25	32	24	22	103

Inactive: Clippers - Griffin, Nowak, Rush Trail Blazers - Beum, Oden, Ouciw
 Pts. in the Pt. Clippers 44 (22/24), TRAIL BLAZERS 44 (22/25) Expect Lead Clippers 2, TRAIL BLAZERS 12
 2nd Chance Pts. Clippers 14 (7/8), TRAIL BLAZERS 20 (12/15) Lead Changes 7
 FB Pts. Clippers 20 (7/5), TRAIL BLAZERS 8 (3/4) Times Tied 8

OFFICIAL GOVERNMENT REPORT
FINAL COPY

Time of Game: 2:05

Attendance: 15,104

[illegible]

HOME: LOS ANGELES CLIPPERS (11-18)																		
NO.	PLAYER	MIN	PTS	FGA	3P	2PA	FT	PTA	OR	DR	TOT	A	PF	ST	TD	BS	PTS	
40	Reuben Durrant	F 32:58	8	10	2	4	1	0	2	2	2	1	0	0	1	0	13	
23	Marcus Camby	F 32:11	4	9	0	0	1	2	0	6	15	0	2	3	1	2	9	
35	Chris Kaman	C 32:18	6	13	0	0	2	2	0	6	8	4	1	0	3	0	30	
10	Eric Gordon	F 27:24	6	10	4	8	3	4	0	2	2	2	2	4	0	0	12	
1	Bernie Davis	G 34:53	5	8	0	1	5	6	0	3	3	9	2	3	0	0	13	
12	Al Thornton	9:02	1	5	1	1	0	0	0	0	0	0	1	0	0	0	3	
9	DeAndre Jordan	9:58	1	1	0	0	0	0	1	1	2	0	1	0	0	0	2	
3	Sebastian Telfair	13:02	2	2	0	0	2	2	0	1	4	1	1	0	0	0	0	
8	Crisp Smith	11:20	4	3	0	0	0	0	4	4	1	2	0	0	0	0	0	
31	Ricky Davis	4:23	4	6	1	1	1	2	0	1	1	1	2	1	0	0	10	
20	Shane Mewis	1:52	0	2	0	0	0	0	0	0	0	0	0	0	0	0	0	
23	Manny Gattise	DNP - Coach's Decision																
TOTALS:			41	71	8	13	16	13	10	23	38	23	10	8	70	3	105	
PERCENTAGES:			57.1%	01.5%	78.8%		74.4%	REB 3		TOT TOT: 20 (20 PTS)								

SCORE BY PERIODS	1	2	3	4	FINAL
Trail Blazers	21	24	29	21	95
CLIPPERS	20	25	33	27	105

Incivies: Trd Blazns - Blum, Oden, O'Case, Pryzicki, Clappers - Griffin, Rush, Schinner
 Technical Route - Defensive Time Second
 Trd Blazns: NONE
 CLIPPERS (1): 1.42 3rd
 Technical Route - Delay of Game
 Trd Blazns (1): 2:51 4th
 CLIPPERS: NONE
 Pls. in the Pl. Trd Blazns 32 (14/25), CLIPPERS 44 (22/37)
 2nd Chance Pls. Trd Blazns 18 (8/24), CLIPPERS 18 (7/10)
 13 Pls. Trd Blazns 10 (5/17), CLIPPERS 12 (4/8)
 Blagout Lead 15, CLIPPERS 15
 Trms Tied 14

NATIONAL BASKETBALL ASSOCIATION

1/5/2010 Rose Garden, Portland, OR

Officials: #42 Tom Washington, #50 Orlando Pools, #58 Zach Zarba

OFFICIAL SCORER'S REPORT

FINAL BOX

Time of Game: 2:27

Attendance: 20,278 (Sellout)

VISITOR: Memphis Grizzlies (17-15)

NO. PLAYER	MIN	FG	FGA	3P	3PA	FT	FTA	OR	DR	TOT	A	PF	ST	TO	BS	PTS
22 Rudy Gay	F 40:37	8	18	1	3	5	7	2	2	4	2	1	0	2	0	18
50 Zach Randolph	F 40:52	10	18	0	0	7	8	5	9	14	3	2	3	1	0	27
30 Marc Gasol	C 42:50	8	9	0	0	0	13	4	8	10	1	4	0	2	2	18
32 O.J. Mayo	G 40:11	10	18	4	9	3	5	0	1	1	2	2	2	0	0	27
11 Mike Conley	G 23:24	3	8	1	2	0	1	0	2	2	5	0	1	4	0	7
4 Sam Young	17:37	3	4	0	0	0	0	1	3	4	0	2	0	0	0	6
34 Hashim Thabeet	10:34	1	1	0	0	0	0	2	0	2	0	1	0	0	0	2
19 James Toney	19:20	2	6	0	1	0	0	0	0	0	0	1	1	2	0	4
1 DeMarius Carril	DNP - Coach's Decision															
15 Hamed Haddadi	DNP - Coach's Decision															
45 Steven Hunter	DNP - Coach's Decision															
3 Marcus Williams	DNP - Coach's Decision															

TOTALS: 41 79 8 12 21 34 14 23 37 19 19 7 11 2 109
 PERCENTAGES: 51.6% 50.0% 81.8% TM REB: 9 TOT TO: 11 (17 PTS)

HOME: PORTLAND TRAIL BLAZERS (22-19)

NO. PLAYER	MIN	FG	FGA	3P	3PA	FT	FTA	OR	DR	TOT	A	PF	ST	TO	BS	PTS
23 Marcel Webster	F 35:44	8	15	0	11	0	0	0	3	3	1	2	3	0	0	21
12 LaMarcus Aldridge	F 41:05	4	6	0	0	3	4	3	4	7	3	3	0	0	1	11
6 Juwan Howard	C 30:32	6	12	0	0	1	2	0	5	5	0	0	0	2	1	13
7 Brandon Roy	G 43:57	9	18	1	4	8	10	1	2	3	9	4	3	2	0	27
24 Andre Miller	G 31:13	7	11	0	0	2	2	5	5	10	4	4	0	4	0	18
4 Jarryd Bayless	29:18	5	10	0	0	2	3	4	0	4	5	2	1	1	0	13
31 Jeff Pendergath	24:13	2	4	0	0	0	0	1	4	5	0	4	0	0	0	4
2 Steve Blake	NWT-pneumonia															
3 Dante Cunningham	DNP - Coach's Decision															
5 Rudy Fernandez	DNP-microsacotomy															
8 Patrick Mills	DNP - Coach's Decision															
42 Shavlik Randolph	DNP - Coach's Decision															

TOTALS: 41 78 6 17 17 22 10 27 37 22 25 7 0 2 109
 PERCENTAGES: 52.0% 35.3% 77.3% TM REB: 10 TOT TO: 9 (15 PTS)

SCORE BY PERIODS

	1	2	3	4	FINAL
Grizzlies	24	33	20	22	109
Trail Blazers	25	33	21	20	109

Inactive: Grizzlies - Arthur Trail Blazers - Batum, Oden, Ouders, Pryor

Technical Fouls - Defensive Three Second

Grizzlies: NONE

Trail Blazers (1): 1:00 3rd

Flagrant Fouls

Grizzlies: NONE

Trail Blazers (1): 4:00 3rd Howard-FL01

Pts. in the Pl. Grizzlies 54 (27/62), TRAIL BLAZERS 49 (23/61) Biggest Lead: Grizzlies 5, TRAIL BLAZERS 9

2nd Chance Pts. Grizzlies 27 (12/4), TRAIL BLAZERS 13

(15/10)

FB Pts. Grizzlies 14 (4/0), TRAIL BLAZERS 10 (4/5)

Times Tied: 7

NATIONAL BASKETBALL ASSOCIATION

1/10/2010 Rose Garden, Portland, OR

Officials: #11 Phil Richardson, #17 Joe Grawford, #25 Tony Brothers

OFFICIAL SCORER'S REPORT

FINAL BOX

Time of Game: 2:29

Attendance: 20,814 (Sellout)

VISITOR: Cleveland Cavaliers (25-12)

NO. PLAYER	MIN	FG	FGA	3P	3PA	FT	FTA	OR	DR	TOT	A	PF	ST	TO	BS	PTS
23 LeBron James	F 45:10	13	19	3	4	12	14	0	10	10	8	1	0	3	0	41
21 JJ Redick	F 18:55	2	3	0	0	0	0	9	1	1	1	1	0	1	0	4
30 Chaquille O'Neal	C 24:29	2	4	0	0	5	8	3	6	11	5	2	0	0	0	11
18 Anthony Parker	C 18:00	1	3	0	1	0	0	0	1	1	0	0	1	0	0	2
2 Mo Williams	G 30:42	5	15	2	7	4	4	1	2	3	2	3	1	2	0	18
17 Anderson Varejao	31:09	5	10	0	0	2	2	5	3	8	1	4	2	0	0	12
11 Zydrunas Ilgauskas	14:57	2	6	0	1	0	0	1	3	4	2	1	0	0	0	4
12 Delonte West	33:30	2	6	0	2	0	0	1	1	2	3	1	0	1	0	6
31 James White	17:13	3	7	2	5	2	2	0	2	2	0	2	1	1	0	10
1 Daniel Gibson	DNP - Coach's Decision															
14 Derrin Green	DNP - Coach's Decision															
00 Carmel Jackson	DNP - Coach's Decision															

TOTALS: 37 74 7 20 25 30 11 31 42 22 19 0 7 3 108
 PERCENTAGES: 50.0% 35.0% 83.3% TM REB: 5 TOT TO: 7 (14 PTS)

HOME: PORTLAND TRAIL BLAZERS (23-18)

NO. PLAYER	MIN	FG	FGA	3P	3PA	FT	FTA	OR	DR	TOT	A	PF	ST	TO	BS	PTS
23 Marcel Webster	F 37:20	4	11	2	9	2	2	1	5	0	2	3	0	1	1	12
12 LaMarcus Aldridge	F 39:22	6	11	0	0	2	4	4	9	13	1	4	1	2	0	18
6 Juwan Howard	C 38:13	3	7	0	1	0	0	1	3	4	1	5	0	1	0	6
7 Brandon Roy	G 44:46	14	23	3	7	3	8	0	4	4	3	3	1	2	0	34
24 Andre Miller	G 40:30	5	11	0	1	4	4	0	4	8	3	0	1	0	1	14
31 Jeff Pendergath	10:28	1	1	0	0	0	0	1	0	1	0	4	0	0	0	2
4 Jarryd Bayless	14:40	1	6	0	1	2	2	0	0	0	1	1	0	1	0	4
2 Steve Blake	7:21	0	1	0	1	0	0	0	0	0	0	0	0	0	0	0
33 Dante Cunningham	6:31	2	3	0	0	0	0	0	0	0	0	0	0	0	1	4
5 Rudy Fernandez	DNP-microsacotomy															
8 Patrick Mills	DNP - Coach's Decision															
42 Shavlik Randolph	DNP - Coach's Decision															

TOTALS: 38 74 6 20 13 20 7 25 32 10 23 2 8 2 94
 PERCENTAGES: 51.4% 25.0% 65.0% TM REB: 8 TOT TO: 9 (10 PTS)

SCORE BY PERIODS

	1	2	3	4	FINAL
Cavaliers	34	30	18	24	106
Trail Blazers	29	29	16	14	88

Inactive: Cavaliers - Moon, Powe Trail Blazers - Batum, Oden, Ouders, Pryor

Pts. in the Pl. Cavaliers 46 (23/53), TRAIL BLAZERS 49 (23/61) Biggest Lead: Cavaliers 17, TRAIL BLAZERS 2

2nd Chance Pts. Cavaliers 10 (3/1), TRAIL BLAZERS 10 (4/0)

FB Pts. Cavaliers 13 (3/3), TRAIL BLAZERS 8 (3/5)

Times Tied: 4

NATIONAL BASKETBALL ASSOCIATION

1/8/2010 Rose Garden, Portland, OR

Officials: #10 James Copers, #22 Ed Spodner, #63 Mark Lindsay

OFFICIAL SCORER'S REPORT

FINAL BOX

Time of Game: 2:18

Attendance: 20,429 (Sellout)

VISITOR: Los Angeles Lakers (28-4)

NO. PLAYER	MIN	FG	FGA	3P	3PA	FT	FTA	OR	DR	TOT	A	PF	ST	TO	BS	PTS
7 Lamar Odom	F 42:57	7	9	1	2	0	1	5	8	13	5	4	4	1	1	15
37 Ron Artest	F 35:05	5	9	3	4	0	0	2	1	3	2	0	0	0	0	13
17 Andrew Bynum	C 41:00	0	12	0	1	2	7	5	12	1	3	0	1	1	1	13
24 Kobe Bryant	G 42:33	14	27	2	0	2	4	3	5	8	7	4	0	5	1	32
2 Derae Fisher	G 34:54	3	11	4	9	1	1	0	1	1	1	2	0	1	0	15
1 Jordan Farmer	13:08	1	8	1	2	0	0	0	0	0	0	1	0	0	0	3
12 Chauncey Brown	17:02	3	8	0	2	0	0	0	1	1	1	3	1	0	0	6
28 DJ Mbembe	8:04	0	0	0	0	0	0	0	0	0	0	0	0	0	0	0
21 Josh Powell	5:59	0	0	0	0	1	2	0	0	0	0	0	0	0	0	1
18 Sasha Vujacic	3:20	0	2	0	1	0	0	0	0	0	0	1	0	0	0	0
18 Pau Gasol	DND-strained left hamstring															
6 Adam Morrison	DNP - Coach's Decision															

TOTALS: 41 85 11 28 5 10 17 21 30 17 24 5 8 3 98
 PERCENTAGES: 43.2% 39.3% 50.0% TM REB: 12 TOT TO: 8 (11 PTS)

HOME: PORTLAND TRAIL BLAZERS (23-15)

NO. PLAYER	MIN	FG	FGA	3P	3PA	FT	FTA	OR	DR	TOT	A	PF	ST	TO	BS	PTS
23 Marcel Webster	F 40:00	8	17	2	10	0	2	3	5	8	0	2	0	0	0	14
12 LaMarcus Aldridge	F 38:27	3	8	0	0	2	2	0	6	8	4	2	0	2	0	8
6 Juwan Howard	C 34:36	4	8	0	0	0	0	5	5	10	2	1	0	1	0	8
7 Brandon Roy	G 37:50	9	11	1	2	13	14	0	5	5	6	3	1	0	0	32
24 Andre Miller	G 33:05	5	10	1	1	6	7	0	3	3	2	2	4	0	1	17
4 Jarryd Bayless	21:08	5	9	1	1	10	12	0	3	3	3	1	0	1	1	21
33 Dante Cunningham	17:29	3	6	0	1	1	2	1	4	5	0	3	0	0	1	7
31 Jeff Pendergath	5:17	0	0	0	0	0	0	0	0	0	0	0	0	0	0	0
2 Steve Blake	DND - recovering from pneumonia															
5 Rudy Fernandez	DND-microsacotomy															
8 Patrick Mills	DNP - Coach's Decision															
42 Shavlik Randolph	DNP - Coach's Decision															

TOTALS: 33 88 5 15 32 33 9 33 42 22 15 3 8 3 107
 PERCENTAGES: 50.7% 33.3% 82.1% TM REB: 8 TOT TO: 8 (8 PTS)

SCORE BY PERIODS

	1	2	3	4	FINAL
Lakers	24	19	20	27	90
Trail Blazers	30	25	20	20	107

Inactive: Lakers - Walton Trail Blazers - Batum, Oden, Ouders, Pryor

Technical Fouls - Defensive Three Second

Lakers (1): 7:10 1st

Trail Blazers: NONE

Pts. in the Pl. Lakers 33 (19/61), TRAIL BLAZERS 20 (13/25)

2nd Chance Pts. Lakers 30 (13/20), TRAIL BLAZERS 7 (3/7)

FB Pts. Lakers 2 (1/5), TRAIL BLAZERS 10 (2/4)

Biggest Lead: Lakers 0, TRAIL BLAZERS 20

Lead Changes: 0

OFFICIAL SCORE REPORT
FINAL INDEX

Time of Game: 2:15
Attendance: 12,209

VISITOR: Portland Trail Blazers (25-17)																
NO.	PLAYER		MIN	FG	3PA	FT	FTA	OR	DR	TOT	A	PF	ST	TO	PTS	
23	Marcus Williams	F	44:12	0	14	2	7	4	0	3	3	1	1	2	18	
12	Lamorne Aldridge	D	43:29	0	17	0	0	4	4	6	15	2	3	2	22	
6	Juan Howard	C	32:12	3	6	0	0	1	1	3	3	0	1	2	7	
4	Jerred Dyess	G	34:17	3	9	2	3	4	0	3	3	0	3	2	19	
24	Anthon Murrell	G	30:46	10	16	0	1	2	2	1	2	3	2	0	22	
2	Clayton Kyles		21:42	4	9	1	3	1	1	0	3	4	2	2	3	
31	Jon Pendergast		15:43	1	2	0	0	1	2	3	0	2	0	1	2	
5	Rudy Fernandez		13:03	1	8	0	4	0	0	1	2	3	1	0	2	
33	Devine Cunningham		4:23	0	1	0	0	0	0	0	0	1	0	0	0	
8	Patrick Mills	DND - Right Hamstring														
42	Showell Randolph	DNP - Coach's Decision														
7	Brandon Roy	DNP - Coach's Decision														
TOTALS:			37	52	3	17	15	10	24	20	19	23	6	14	3	82
PERCENTAGES:			45.1%	17.0%	60.0%						TW REB: 6	TOT TO: 14 OF 17				

HOME: WASHINGTON WIZARDS (14-25)																	
NO.	PLAYER	MIN	FG	FTA	3P	3PA	FT	FTA	OR	DR	TOT	A	PF	ST	TS	PTS	
3	Candon Butler	F 41:57	8	14	0	1	2	2	3	0	0	4	1	0	2	0	18
4	Gregory Jefferies	F 42:24	10	21	1	3	7	8	1	3	4	1	4	2	3	0	28
33	Daneshon Stevenson	C 39:01	2	5	0	0	1	2	3	5	8	0	0	0	1	5	
2	DeShawn Stevenson	D 20:42	0	2	0	2	0	0	0	2	2	1	0	0	0	0	
15	Randy Foye	G 39:23	8	10	0	0	7	8	1	2	3	5	1	2	0	19	
0	Mike Miller	24:22	4	4	1	4	4	1	3	4	3	4	3	0	4	1	13
7	Anthony Blalock	14:10	3	7	0	1	2	2	0	3	3	0	1	0	2	0	8
12	Eric Bynum	15:19	2	4	0	0	2	2	0	0	0	0	0	0	0	0	
1	Nick Young	22:21	1	0	0	0	0	0	0	0	0	0	0	0	0	0	
5	Dominic McGuire	0:18	0	0	0	0	0	0	0	0	0	0	0	0	0	0	
0	Glenn Anwar	NWT - suspended 2st															
34	JuVale McNeal	DNP - Coach's Decision															
21	Fabrizio Griso	DNP - Coach's Decision															
TOTALS:		38	63	2	0	25	23	0	24	30	17	15	3	13	2	87	
PERCENTAGES:		51.5%	23.0%	63.3%	TW 24.3		TOT TD: 19 (13 PTS)										

SCORE BY PERIODS	1	2	3	4	FINAL
Tru Blazers	21	17	35	18	91
WIZARDS	24	19	27	27	97

Inactive: Trz Dłazno - Białym, Olen. Outlaw, Przybła Wzrost - Criterion, Jarmos

Pla. in the Pl. Trid Blazers 30 (15/22), WIZARDS 48 (23/30)
 2nd Chance Pla. Trid Blazers 21 (9/13), WIZARDS 15 (4/8)
 ED Pla. 1st Blazers 8 (4/5), WIZARDS 4 (2/2)

OFFICIAL SCORER'S REPORT
FINAL BOX[illegible]

Time of Data: 2:38
Range: 10,024 (8000)

VISITOR: Portland Trail Blazers (20-16)																	
NO.	PLAYER		MIN	FG	FTA	3P	3PA	FT	FTA	OR	DR	TOT	A	PF	ST	TS	PIS
23	Maurice Webster	F	32:37	8	16	2	7	9	2	2	4	0	5	0	2	1	19
12	Luke LaBrizzi	F	47:17	7	13	0	3	8	8	2	8	10	3	0	1	0	19
6	Jones Howard	C	41:11	0	6	0	0	0	0	4	8	12	2	1	1	0	6
4	Jerry Dayless	G	20:32	4	7	0	0	4	4	0	2	2	0	2	0	2	12
24	Andre Miller	E	47:00	11	23	0	2	0	6	4	4	8	0	1	2	8	28
2	Steve Blake	F	21:12	2	7	1	5	0	0	1	0	1	0	1	1	1	5
8	Rudy Fernandez	C	34:34	2	11	2	8	0	2	3	5	1	4	1	1	0	0
31	Jeff Pennington	F	11:23	0	0	0	0	0	0	3	3	0	2	0	0	0	0
33	Dante Cunningham	F	8:43	0	1	0	0	0	0	1	0	1	0	1	0	0	0
58	Nicolas Batum	DNP - Coach's Decision															
6	Patrick Mills	NWT - D-League															
7	Damirn Roy	NWT - Right Handed															
TOTALS:			34	23	5	23	22	27	10	38	10	18	6	14	1	05	
PERCENTAGES:				34.2%	25.0%		01.5%		TM REB:	10							

HOME: DODGON CELTICS (23-13)																
NO	PLAYER	MIN	FG	FGA	3P	3PA	FT	FTA	OR	DR	TOT	A	PF	BT	TS	PTS
34	Paul Pierce	P 33:10	0	13	2	3	4	0	3	3	4	6	1	3	1	24
5	Kevin Garnett	P 30:27	4	9	0	0	5	0	4	4	3	5	0	1	2	13
43	Kemrick Penning	C 37:38	1	2	0	0	2	2	3	8	11	0	5	1	1	2
29	Roy Allen	O 42:42	3	14	1	5	2	4	0	3	3	4	1	1	1	9
0	Rajon Rondo	O 29:07	9	14	0	1	1	1	2	4	0	9	4	2	8	17
30	Reshaad Wallace	C 32:07	6	13	2	7	0	0	0	8	2	4	0	1	1	14
11	Glen Davis	18:16	0	1	0	0	2	2	1	2	0	1	1	1	0	2
20	Eddie House	18:01	2	7	1	4	0	0	1	1	3	0	0	0	0	5
42	Tony Allen	23:04	4	6	0	0	0	0	1	1	0	2	0	2	0	8
64	Chris Coatsburn	DNP - Sore Right Shoulder														
12	Bill Walker	DNP - Coach's Decision														
13	Sheldon Williams	DNP - Coach's Decision														
TOTALS:		30	75	8	20	10	13	6	31	37	25	28	7	18	7	93
PERCENTAGES:		48.7%	30.0%	55.0%	TM REB: 9				TOT TO: 17 (23 PTS)							

SCORE BY PERIOD	1	2	3	4	TOT	FINAL
Trail Blazers	23	25	19	22	4	95
CELTICS	30	23	19	17	7	90

Inactive: Trail Blazer - Olson, Outlaw, Poryella Coates - Daniels, Giddens

Technical Fouls - Defensive Three Second
 Trail Blazers (2): 3 05 10T, 6 55 3rd
 CELTICS (1): 6 30 3rd

Pts. in the Pt. Trail Blazers 32 (16/34), CELTICS 56 (23/42)
 2nd Chance Pts. Trail Blazers 22 (7/14), CELTICS 8 (2/6)
 FT Pts. Trail Blazers 10 (4/6), CELTICS 26 (12/11)

Biggest Lead Trail Blazers 5, CELTICS 11
 Lead Changes 6
 Times Tied 8

NATIONAL BASKETBALL ASSOCIATION

1/29/2010 Palace of Auburn Hills, Detroit, MI
Officials: #11 Phil Robinson, #32 Eddie P. Rush, #54 Derrick CochraneOFFICIAL SCORER'S REPORT
FINAL BOXTime of Game: 2:33
Attendance: 19,114

VISITOR: Portland Trail Blazers (27-12)

NO. PLAYER	MIN	FG	FGA	3P	3PA	FT	FTA	OR	DR	TOT	A	PF	ST	TO	BS	PTS
23 Marlon Webster	F 46:00	9	13	4	13	4	4	7	2	4	1	1	0	1	0	20
12 LaMarcus Aldridge	F 38:40	10	18	0	1	2	2	0	8	0	3	1	2	0	0	21
31 Jeff Pendergaph	C 19:44	1	1	0	0	0	0	4	4	0	4	0	1	0	2	2
2 Steve Blake	G 40:25	5	12	1	4	0	0	1	10	2	3	0	0	0	0	11
24 Andre Miller	G 35:50	3	8	0	0	5	8	0	5	5	13	2	2	0	0	11
3 Rudy Fernandez	20:35	4	8	1	3	10	10	0	2	2	2	2	0	1	0	19
33 Dante Cunningham	10:44	1	2	0	1	1	2	1	2	3	0	4	0	0	0	3
6 Jamar Howard	29:47	1	5	0	0	0	2	1	4	0	3	0	2	0	0	2
60 Nicolas Batum	DNP - Coach's Decision															
4 Jerrid Bayless	DNP - Coach's Decision															
8 Patrick Mills	DNP - Coach's Decision															
7 Brandon Roy	MWT-Right Hamstring															

TOTALS: 34 71 8 22 21 28 4 31 35 27 24 7 9 0 0 77
 PERCENTAGES: 47.9% 30.4% 60.8% TM REB: 8 TOT TO: 9 (15 PTS)

HOME: DETROIT PISTONS (15-38)

NO. PLAYER	MIN	FG	FGA	3P	3PA	FT	FTA	OR	DR	TOT	A	PF	ST	TO	BS	PTS
22 Tayshaun Prince	F 32:34	2	6	0	1	2	2	1	2	3	2	3	0	1	0	6
9 Chris Wilcox	F 17:12	4	6	0	0	0	1	3	5	8	0	0	1	0	0	8
8 Ben Wallace	C 32:12	2	4	0	0	2	6	3	8	2	3	1	1	0	0	6
32 Richard Hamilton	G 33:25	8	18	2	5	11	11	0	5	5	8	0	2	0	2	20
3 Rodney Stuckey	G 30:05	8	17	0	2	4	0	0	1	4	4	0	8	0	0	20
33 Jonas Jerebko	20:38	2	4	1	2	0	0	1	5	6	1	1	1	0	1	5
31 Charlie Villanueva	30:57	7	10	1	9	2	2	1	4	6	0	4	1	0	0	17
17 Chuckie Atkins	7:27	0	1	0	1	0	0	0	1	1	0	0	0	0	0	0
44 Jason Kiddell	16:58	1	2	0	0	4	8	0	3	3	0	1	0	0	0	6
5 Austin Daye	4:11	0	1	0	1	0	0	0	0	0	2	0	0	0	0	0
36 Kwame Brown	DNP - Coach's Decision															
35 Delon Summers	DNP - Coach's Decision															

TOTALS: 32 75 4 21 25 34 11 29 40 19 23 4 9 1 0 83
 PERCENTAGES: 42.7% 19.0% 73.5% TM REB: 11 TOT TO: 9 (19 PTS)

SCORE BY PERIODS

1 2 3 4 FINAL

Trail Blazers 32 24 18 23 97

Pistons 21 21 27 24 93

Inactive: Trail Blazers - Oden, Outlaw, Pryor, Oden, Bynum, Gordon

Technical Fouls - Individual

Trail Blazers (2): Blake 2:13 3rd, Howard 1:37 3rd

PISTONS (2): Kiddell 2:13 3rd, Villanueva 1:37 3rd

Technical Fouls - Defensive Three Second

Trail Blazers (2): 1:54 1st, 9:41 4th

PISTONS: NONE

Flagrant Fouls

Trail Blazers: NONE

PISTONS (1): 1:37 3rd Villanueva-FLG1

Pb. in the Pl. Trail Blazers 32 (46/27), PISTONS 40 (20/31)

2nd Chance Pts. Trail Blazers 12 (5/5), PISTONS 19 (9/11)

FB Pts. Trail Blazers 10 (2/5), PISTONS 10 (3/6)

Biggest Lead Trail Blazers 18, PISTONS 3

Lead Changes 9

Times Tied 8

NATIONAL BASKETBALL ASSOCIATION

1/27/2010 Rose Garden, Portland, OR
Officials: #41 Ken Mauer, #42 Eric Lewis, #78 Eric OpatOFFICIAL SCORER'S REPORT
FINAL BOXTime of Game: 2:28
Attendance: 20,384 (Sotout)

VISITOR: Utah Jazz (27-18)

NO. PLAYER	MIN	FG	FGA	3P	3PA	FT	FTA	OR	DR	TOT	A	PF	ST	TO	BS	PTS
47 Andre Miller	F 25:26	8	7	0	0	0	0	0	6	6	2	4	2	4	3	12
6 Carlos Boozer	F 21:58	0	1	0	0	0	0	4	8	0	5	0	2	0	0	0
19 Mehmet Okur	C 36:11	1	3	0	0	0	0	1	3	4	2	3	0	3	2	2
9 Ronnie Brewer	G 33:57	3	5	0	0	4	5	2	3	5	7	0	1	0	0	10
6 Deon Williams	G 34:51	8	15	2	6	8	7	0	6	5	7	5	1	5	0	24
24 Paul Millsap	33:33	6	9	0	1	3	4	2	10	12	3	2	1	1	2	15
23 Wesley Matthews	9:03	0	2	0	1	3	4	0	2	2	5	0	1	0	3	0
26 Kyle Korver	17:54	5	7	4	2	4	0	2	2	1	1	0	1	0	1	15
17 Ronnie Price	13:09	2	4	0	1	0	0	3	0	3	3	2	1	2	1	4
34 C.J. Miles	8:51	2	5	0	2	2	2	0	0	0	0	0	0	0	0	6
44 Kyrylo Fomenko	NWT-left ankle sprain															
15 Sundrine Gaines	DNP - Coach's Decision															

TOTALS: 39 63 6 15 24 35 8 30 44 27 27 0 19 9 100
 PERCENTAGES: 60.3% 40.0% 68.6% TM REB: 10 TOT TO: 21 (35 PTS)

HOME: PORTLAND TRAIL BLAZERS (27-20)

NO. PLAYER	MIN	FG	FGA	3P	3PA	FT	FTA	OR	DR	TOT	A	PF	ST	TO	BS	PTS
23 Marlon Webster	F 30:27	4	14	2	0	4	4	2	0	2	1	2	2	0	0	14
12 LaMarcus Aldridge	F 42:20	10	24	0	3	3	7	4	5	9	1	2	3	1	1	25
6 Jamar Howard	C 34:43	1	4	0	0	0	0	8	3	11	1	2	0	1	0	2
4 Jerrid Bayless	G 27:21	5	12	0	0	8	7	1	0	1	4	6	1	0	0	10
24 Andre Miller	G 24:28	2	11	0	2	3	3	0	0	0	4	3	3	3	0	7
3 Rudy Fernandez	24:50	2	8	1	5	4	4	1	3	4	1	1	1	0	0	9
60 Nicolas Batum	20:32	7	0	2	2	0	0	2	2	4	1	3	1	1	1	16
2 Steve Blake	11:00	0	0	0	3	0	0	0	1	1	3	1	0	0	0	0
31 Jeff Pendergaph	6:17	0	0	0	0	0	0	1	1	0	3	0	0	0	0	0
33 Dante Cunningham	11:44	2	4	0	0	2	3	1	4	5	0	5	0	0	1	6
8 Patrick Mills	DNP - Coach's Decision															
7 Brandon Roy	DNP - Coach's Decision															

TOTALS: 33 62 6 24 24 25 19 10 33 10 20 11 0 3 95
 PERCENTAGES: 33.9% 20.8% 65.7% TM REB: 7 TOT TO: 9 (15 PTS)

SCORE BY PERIODS

1 2 3 4 FINAL

Jazz 37 20 22 21 100

Trail Blazers 16 30 29 20 95

Inactive: Jazz - Koutas Trail Blazers - Oden, Outlaw, Pryor, Oden

Technical Fouls - Individual

Jazz (1): Williams 7:25 3rd

TRAIL BLAZERS (1): Bayless 0:00.0 1st

Technical Fouls - Defensive Three Second

Jazz: NONE

TRAIL BLAZERS (1): 4:57 2nd

Pb. in the Pl. Jazz 48 (24/22), TRAIL BLAZERS 42 (21/47)

2nd Chance Pts. Jazz 14 (5/6), TRAIL BLAZERS 19 (7/15)

FB Pts. Jazz 15 (7/8), TRAIL BLAZERS 13 (5/11)

Biggest Lead Jazz 20, TRAIL BLAZERS -

Lead Changes 0

Times Tied 0

NATIONAL BASKETBALL ASSOCIATION

1/25/2010 Rose Garden, Portland, OR
Officials: #10 Ron Damsion, #54 Mauro Davis, #78 Scott TownsendOFFICIAL SCORER'S REPORT
FINAL BOXTime of Game: 2:18
Attendance: 20,848 (Sotout)

VISITOR: New Orleans Hornets (24-20)

NO.	PLAYER	MIN	FG	FGA	3P	3PA	FT	FTA	DR	OR	TOT	A	PF	ST	TO	BS	PTS
19	Raja Stojakovic	F 27:06	1	5	1	3	0	0	0	0	0	1	2	0	0	0	3
30	David West	F 38:00	4	13	0	1	10	11	1	0	7	2	3	0	3	1	10
50	Emeka Okafor	C 39:35	3	6	0	0	4	8	3	6	9	1	3	0	1	1	14
3	Marcus Thornton	G 38:37	8	12	3	5	0	0	0	1	1	1	3	0	2	1	19
3	Chris Paul	G 42:24	9	17	3	5	3	3	0	7	7	12	0	5	2	0	24
41	James Posey	20:35	1	3	1	4	2	2	0	5	5	1	1	0	2	1	5
2	Darren Collison	18:25	4	5	1	1	0	0	1	1	2	2	0	1	1	0	9
0	Darius Songalia	8:27	2	2	0	0	0	0	0	1	1	0	3	0	0	0	4
32	Jordan Wright	7:30	1	3	0	0	0	0	0	1	1	0	1	0	1	0	2
4	Gaco Martin	2:12	0	0	0	0	0	0	0	0	0	0	0	0	0	0	0
8	Bobby Brown	DNP - Coach's Decision															

TOTALS: 35 68 9 19 19 22 3 20 33 20 10 6 12 4 98
 PERCENTAGES: 51.5% 47.4% 60.4% TM REB: 5 TOT TO: 13 (23 PTS)

HOME: PORTLAND TRAIL BLAZERS (27-12)

NO. PLAYER	MIN	FG	FGA	3P	3PA	FT	FTA	OR	DR	TOT	A	PF	ST	TO	BS	PTS
23 Marlon Webster	F 33:50	4	9	4	6	2	2	0	3	3	2	3	0	0	2	14
12 LaMarcus Aldridge	F 37:15	9	19	0	0	2	4	6	4	6	4	4	0	2	0	18
31 Jeff Pendergaph	C 18:07	2	3	0	0	0	0	1	4	5	0	1	0	0	1	4
2 Steve Blake	G 21:28	4	8	1	5	0	0	0	5	5	2	2	0	0	0	9
24 Andre Miller	G 38:46	1	8	0	0	4	0	3	2	5	10	3	2	4	0	6
3 Rudy Fernandez	27:38	4	7	2	3	2	3	2	5	7	3	0	2	1	0	12
6 Jamar Howard	30:22	8	15	0	0	0	0	3	4	7	1	4	2	1	0	16
4 Jerrid Bayless	13:20	5	8	1	3	1	2	0	1	1	0	4	0	3	0	12
60 Nicolas Batum	10:23	3	5	0	0	0	0	1	0	1	1	0	0	0	0	6
33 Dante Cunningham	7:12	1	2	0	0	0	0	0	1	1	0	1	0	1	0	2
8 Patrick Mills	DNP - Coach's Decision															
7 Brandon Roy	DNP - Coach's Decision															

TOTALS: 40 84 8 17 9 13 12 27 30 28 22 8 12 3 97
 PERCENTAGES: 47.0% 47.1% 60.2% TM REB: 7 TOT TO: 14 (18 PTS)

SCORE BY PERIODS

1 2 3 4 FINAL

Hornets 31 10 25 20 86

Trail Blazers 23 26 24 24 97

Inactive: Hornets - Diogu, Gray Trail Blazers - Oden, Outlaw, Pryor, Oden

Technical Fouls - Individual

Hornets (1): Posey 6:54 2nd

TRAIL BLAZERS: NONE

Technical Fouls - Defensive Three Second

Hornets (1):

NATIONAL BASKETBALL ASSOCIATION

1/30/2010 American Airlines Center, Dallas, TX
 Officials: #33 Sean Corbin, #52 Brian Fort, #9 Derrick Stafford

OFFICIAL SCORER'S REPORT
FINAL BOX

Time of Game: 2:41
 Attendance: 20,078 (Soldout)

VISITOR: Portland Trail Blazers (29-21)

NO. PLAYER	MIN	FG	FGA	3P	3PA	FT	FTA	OR	DR	TOT	A	PF	ST	TO	BS	PTS
23 Marlon Webster	F 23:00	1	3	0	0	2	2	0	3	3	0	3	1	1	0	4
12 LaMarcus Aldridge	F 47:15	10	20	0	0	1	4	1	3	4	0	3	1	0	0	21
8 Juwan Howard	C 25:51	1	3	0	0	0	0	3	0	12	1	3	0	1	0	2
4 Jerrod Bayless	G 25:50	7	11	0	2	3	4	0	1	1	2	1	1	1	0	17
24 Andre Miller	G 42:14	22	31	1	1	7	8	1	4	5	2	2	2	2	0	52
31 Jeff Pendergast	12:10	1	3	0	0	0	0	1	5	6	0	3	0	1	2	2
2 Steve Blake	24:56	4	10	2	4	0	0	0	2	2	3	3	1	1	0	10
5 Rudy Fernandez	17:11	0	3	0	2	3	3	0	2	2	0	2	0	1	0	3
33 Nicolas Batum	26:24	0	2	0	1	2	2	0	3	3	1	5	1	1	0	2
30 Dante Cunningham	13:29	0	0	0	0	1	2	1	0	1	0	1	0	0	2	1
6 Patrick Mills	DNP - Coach's Decision															
7 Brandon Roy	DNP - Right hamstring															

TOTALS: 48 88 3 10 19 25 7 32 39 9 20 7 9 4 114
 PERCENTAGES: 53.5% 30.0% 76.0% TM REB: 7 TOT TO: 12 (8 PTS)

HOME: DALLAS MAVERICKS (30-17)

NO. PLAYER	MIN	FG	FGA	3P	3PA	FT	FTA	OR	DR	TOT	A	PF	ST	TO	BS	PTS
0 Shawn Marion	F 27:27	8	11	0	0	0	0	0	4	4	0	2	0	2	0	12
41 Dirk Nowitzki	F 48:14	9	19	0	0	10	10	0	9	9	2	2	1	2	0	28
25 Erik Dampier	C 24:53	0	2	0	0	0	0	2	1	3	1	3	0	1	0	0
31 Jason Terry	G 30:40	7	14	2	5	2	2	1	3	4	5	2	1	2	0	18
2 Jason Kidd	G 40:14	4	8	2	5	0	0	2	2	4	10	3	1	2	2	10
5 Josh Howard	25:30	8	14	1	4	5	5	0	5	5	0	3	1	1	0	17
11 Jose Juan Barea	28:02	4	11	1	2	4	4	0	7	7	3	2	0	2	0	13
90 Drew Gordon	27:44	4	8	0	0	0	0	5	1	6	1	2	0	1	1	8
3 Rodrigue Beaubois	6:05	1	1	0	0	1	1	0	0	0	1	0	1	0	0	3
14 Edouard Njoku	2:02	1	1	1	1	0	0	0	0	0	0	0	0	0	0	3
6 Quinn Rose	DNP - Coach's Decision															
33 James Singleton	DNP - Coach's Decision															

TOTALS: 42 89 7 14 21 22 10 32 42 23 19 5 13 4 112
 PERCENTAGES: 47.2% 50.0% 96.5% TM REB: 0 TOT TO: 15 (17 PTS)

SCORE BY PERIODS

	1	2	3	4	TOT	FINAL
Trail Blazers	20	10	29	30	111	
MAVERICKS	21	25	22	34	102	

Inactive: Trail Blazers - Oden, Outlaw, Prytz, Mavericks - Carroll, Thomas

Technical Fouls - Individual

Trail Blazers: NONE

MAVERICKS (1): Nowitzki 1:06 3rd

Technical Fouls - Defensive Three Second

Trail Blazers: NONE

MAVERICKS (1): 5:55 2nd

Pts. in the Pt. Trail Blazers 60 (34.2), MAVERICKS 45 (23.4) Biggest Lead: Trail Blazers 7, MAVERICKS 7

2nd Chance Pts. Trail Blazers 6 (4%), MAVERICKS 13 (8.1%) Lead Changes: 13

FB Pts. Trail Blazers 13 (40%), MAVERICKS 15 (41.1%) Times Tied: 20

NATIONAL BASKETBALL ASSOCIATION

2/3/2010 EnergySolutions Arena, Salt Lake City, UT
 Officials: #19 James Copps, #23 Jason Phipps, #50 Glenda Poole

OFFICIAL SCORER'S REPORT
FINAL BOX

Time of Game: 2:15
 Attendance: 18,011

VISITOR: Portland Trail Blazers (29-22)

NO. PLAYER	MIN	FG	FGA	3P	3PA	FT	FTA	OR	DR	TOT	A	PF	ST	TO	BS	PTS
23 Marlon Webster	F 30:00	8	17	3	9	1	2	1	2	3	1	3	2	2	0	20
12 LaMarcus Aldridge	F 41:43	8	18	0	0	11	15	5	7	12	0	4	0	1	0	27
8 Juwan Howard	C 32:30	3	7	0	0	0	0	5	5	10	0	2	0	2	0	6
4 Jerrod Bayless	G 21:48	5	12	0	2	4	4	0	1	5	4	0	0	0	0	14
24 Andre Miller	G 29:58	3	13	0	0	3	3	0	1	4	2	1	1	1	0	9
30 Dante Cunningham	15:04	2	4	0	0	0	0	2	1	3	0	1	2	0	1	4
2 Steve Blake	20:43	3	7	2	3	0	0	1	2	3	2	2	1	1	0	8
5 Rudy Fernandez	23:04	1	5	1	3	4	4	0	2	2	2	1	1	1	0	7
33 Nicolas Batum	14:05	3	3	2	2	0	0	1	1	2	0	2	0	0	0	8
31 Jeff Pendergast	4:32	0	0	0	0	0	0	0	0	0	0	0	0	0	0	0
6 Patrick Mills	0:47	1	1	0	0	0	0	0	0	0	0	0	0	0	0	2
7 Brandon Roy	DNP - MWT - Right hamstring															

TOTALS: 37 87 8 19 23 29 16 22 30 17 23 7 8 1 105
 PERCENTAGES: 42.5% 42.1% 82.1% TM REB: 8 TOT TO: 10 (3 PTS)

HOME: UTAH JAZZ (30-10)

NO. PLAYER	MIN	FG	FGA	3P	3PA	FT	FTA	OR	DR	TOT	A	PF	ST	TO	BS	PTS
47 Andrei Kirilenko	F 35:37	8	9	0	1	0	7	0	6	6	8	4	2	2	2	22
24 Paul Millsap	F 41:12	4	8	0	0	4	4	1	8	9	5	4	0	2	12	12
13 Mahan O'Leary	C 33:12	11	13	1	2	3	5	1	7	8	0	4	0	0	1	28
8 Ronnie Brewer	G 23:13	4	9	0	1	0	0	0	1	1	3	0	0	0	0	8
5 Deron Williams	G 35:01	3	9	1	2	0	6	0	4	4	13	2	0	3	0	13
34 CJ Miles	17:44	3	7	2	4	2	2	0	1	1	1	0	1	1	0	10
17 Ronnie Price	8:12	1	3	0	1	2	2	0	0	0	1	1	1	1	1	4
23 Wesley Matthews	24:47	8	8	0	0	4	8	2	3	5	1	3	1	2	0	18
25 Kyle Korver	11:47	1	2	1	2	0	0	0	0	0	0	0	0	1	1	3
44 Kyrie Fierstein	3:57	0	0	0	0	0	0	0	0	0	1	1	0	0	0	0
15 Sundus Gaines	0:47	1	1	0	0	0	0	0	0	0	0	0	0	0	0	2
41 Kosta Koufos	0:31	0	0	0	0	0	0	0	0	0	0	0	0	0	0	0

TOTALS: 42 87 5 13 29 32 4 31 35 32 19 0 10 7 118
 PERCENTAGES: 82.7% 38.5% 90.0% TM REB: 2 TOT TO: 12 (3 PTS)

SCORE BY PERIODS

	1	2	3	4	FINAL
Trail Blazers	27	25	25	28	105
JAZZ	29	31	28	30	118

Inactive: Trail Blazers - Oden, Outlaw, Prytz, Jazz - Bozzer

Pts. in the Pt. Trail Blazers 39 (10.8), JAZZ 62 (31.40) Biggest Lead: Trail Blazers 2, JAZZ 18

2nd Chance Pts. Trail Blazers 18 (51%), JAZZ 0 (0%) Lead Changes: 6

FB Pts. Trail Blazers 10 (44%), JAZZ 13 (50%) Times Tied: 8

NATIONAL BASKETBALL ASSOCIATION

2/1/2010 Rose Garden, Portland, OR
 Officials: #25 Bob Delaney, #53 Mark Lindsey, #71 Rodney Mott

OFFICIAL SCORER'S REPORT
FINAL BOX

Time of Game: 2:00
 Attendance: 20,108 (Soldout)

VISITOR: Charlotte Bobcats (24-23)

NO. PLAYER	MIN	FG	FGA	3P	3PA	FT	FTA	OR	DR	TOT	A	PF	ST	TO	BS	PTS
3 Gerald Wallace	F 33:18	5	10	1	2	8	8	3	7	10	1	1	2	2	0	17
32 Boris Diaw	F 41:11	2	4	1	3	1	2	3	1	4	3	4	0	0	0	6
11 Nazir Mohammed	C 25:00	2	3	0	0	2	2	2	2	4	0	0	0	1	2	6
1 Stephen Jackson	G 37:55	9	19	2	7	3	3	1	3	4	4	5	3	5	1	23
20 Raymond Felton	G 30:39	3	12	0	1	2	2	0	4	4	3	0	2	2	0	8
22 Ronald Murray	27:38	9	7	2	0	7	7	0	2	2	1	1	1	1	0	13
14 D.J. Augustin	17:27	0	3	0	4	0	0	0	0	0	2	3	0	1	0	0
4 Derrick Brown	12:49	2	4	0	0	0	0	1	2	3	0	0	0	1	0	4
23 Stephen Graham	8:24	1	2	0	0	0	0	0	0	0	0	0	0	1	0	2
7 DeShawn Randle	2:24	0	0	0	0	0	0	0	0	0	0	0	0	0	0	0
15 Gerald Henderson	2:24	0	0	0	0	0	0	0	0	0	0	0	0	1	0	0
2 Akeem Loe	DNP - Coach's Decision															

TOTALS: 20 94 0 23 21 24 11 21 32 15 16 9 21 1 70
 PERCENTAGES: 43.8% 25.1% 67.5% TM REB: 5 TOT TO: 21 (20 PTS)

HOME: PORTLAND TRAIL BLAZERS (29-21)

NO	PLAYER	MIN	FG	FGA	3P	3PA	FT	FTA	OR	DR	TOT	A	PF	ST	TO	BS	PTS
23	Marlon Webster	F 23:20	3	8	2	0	2	2	1	4	5	0	2	1	2	0	10
12	LaMarcus Aldridge	F 38:11	9	13	0	0	1	2	0	8	1	3	1	2	0	17	
8	Juwan Howard	C 22:41	1	4	0	0	1	2	0	3	3	0	2	0	0	0	3
4	Jerrod Bayless	G 21:14	8	10	1	2	2	2	0	2	2	1	2	2	4	0	15
24	Andre Miller	G 32:44	4	8	0	0	0	0	1	1	2	10	1	1	3	0	0
31	Jeff Pendergast	4:32	0	0	0	0	4	4	1	0	1	0	2	0	0	0	4
2	Steve Blake	1:53	2	6	1	3	0	0	0	1	1	4	2	1	2	0	5
5	Rudy Fernandez	23:32	4	9	2	6	1	1	2	2	4	5	4	3	2	0	11
33	Nicolas Batum	24:40	7	10	1	3	0	0	2	7	9	0	1	0	1	1	15
30	Dante Cunningham	8:23	6	8	0	0	0	0	4	0	4	0	1	0	1	2	10
6	Patrick Mills	1:37	0	1	0	0	0	0	0	0	0	0	0	0	1	0	0
7	Brandon Roy	DNP - Right hamstring															
TOTALS:			60	73	7	20	11	13	13	23	32	21	20	9	18	3	96

TOTALS: 40 73 7 20 11 13 13 23 23 21 20 9 18 3 96
 PERCENTAGES: 53.2% 35.0% 84.6% TM REB: 2 TOT TO: 18 (13 PTS)

SCORE BY PERIODS

	1	2	3	4	FINAL
Bobcats	10	24	22	14	70
TRAIL BLAZERS	29	22	21	20	96

Inactive: Bobcats - Almon, Chandler, Trail Blazers - Oden, Outlaw, Prytz

Technical Fouls - Defensive Three Second

Bobcats (1): 10:24 2nd

TRAIL BLAZERS: NONE

Pts. in the Pt. Bobcats 32 (16.20), TRAIL BLAZERS 45 (24.33) Biggest Lead: Bobcats -, TRAIL BLAZERS 19

2nd Chance Pts. Bobcats 10 (4%), TRAIL BLAZERS 14 (5.10) Lead Changes

NATIONAL BASKETBALL ASSOCIATION

OFFICIAL SCORER'S REPORT
FINAL BOX3/9/2010 Rose Garden, Portland, OR
Officials: #27 Dick Bavosa, #29 Kevin Fehr, #77 Kane FitzgeraldTime of Game: 2:00
Attendance: 20,088 (Sellout)

VISITOR: Los Angeles Lakers (32-13)

NO. PLAYER	MIN	FG	FGA	3P	3PA	FT	FTA	OR	DR	TOT	A	PF	ST	TO	BS	PTS
7 Lamar Odom	F 36:40	4	9	0	3	2	3	10	22	8	2	1	1	1	1	10
15 Pau Gasol	F 36:40	6	14	0	0	1	2	2	0	0	4	3	1	2	1	13
17 Andrew Bynum	C 36:23	1	3	0	0	1	2	1	0	1	0	0	0	0	0	3
37 Ron Artest	C 36:25	0	12	3	4	0	0	1	2	3	4	1	1	3	0	21
2 Derek Fisher	G 29:58	5	10	2	2	2	3	0	1	1	8	2	2	1	0	14
12 Shannon Brown	37:32	8	15	1	3	2	3	1	2	3	1	2	0	1	0	19
21 Josh Powell	15:37	1	5	0	0	0	0	2	3	5	0	2	0	2	0	2
1 Jordan Farmar	18:05	5	9	2	5	0	2	1	1	2	2	0	2	0	0	12
4 Luis Walsh	0:44	0	3	0	1	0	0	0	0	0	0	1	0	0	0	0
16 Sasha Vujacic	8:23	2	4	0	1	1	1	1	1	2	1	3	1	0	0	5
28 DJ Mbenga	DNP - Coach's Decision															
6 Adam Morrison	DNP - Coach's Decision															
TOTALS:		41	84	8	10	9	15	12	35	47	24	10	0	10	2	99
PERCENTAGES:		48.8%	42.1%	80.0%												TOT TO: 10 (4 PTS)

HOME: PORTLAND TRAIL BLAZERS (30-23)

NO. PLAYER	MIN	FG	FGA	3P	3PA	FT	FTA	OR	DR	TOT	A	PF	ST	TO	BS	PTS
23 Marshall Webster	F 29:21	1	7	0	4	0	0	0	2	2	2	3	1	2	0	2
12 LaMarque Akridge	F 38:47	7	16	0	0	2	2	1	4	5	2	2	0	1	0	18
6 Juwan Howard	C 27:50	5	7	0	0	0	0	1	8	7	1	3	0	1	0	10
4 Jeremy Bayless	G 20:37	4	8	0	0	5	0	2	2	0	2	0	1	0	0	13
24 Andre Miller	G 30:25	5	0	0	0	4	0	4	0	4	0	1	1	2	0	14
26 Nicolas Batum	24:10	3	9	2	3	0	2	0	2	2	0	1	1	1	1	8
30 Dante Cunningham	21:00	3	5	0	0	2	2	0	5	5	1	2	1	0	1	8
5 Rudy Fernandez	23:59	2	0	2	4	1	1	0	1	1	1	0	1	0	1	7
2 Steve Blake	18:15	1	5	1	5	0	0	0	1	1	7	2	1	0	0	3
31 Jeff Pendergast	4:33	0	0	0	0	0	0	0	1	1	0	1	0	0	1	0
6 Patrick Mills	1:54	0	0	0	0	1	2	0	0	0	0	0	0	0	0	1
7 Brandon Roy	DND-right hamstring															
TOTALS:		31	71	5	18	15	10	2	28	30	20	10	5	9	3	62
PERCENTAGES:		43.7%	27.0%	78.6%												TOT TO: 10 (17 PTS)

SCORE BY PERIODS

	1	2	3	4	FINAL
Lakers	25	28	19	26	98
Trail Blazers	29	19	10	18	66

Inactive: Lakers - Bryant, Trail Blazers - Oden, Outlaw, Przybilla

Technical Fouls - Individual

Lakers (1): Gasol 2:59 3rd

Trail Blazers (1): Bayless 0:07 4th

Technical Fouls - Defensive Three Second

Lakers: NONE

Trail Blazers (1): 7:54 1st

Pts. in the Pl: Lakers 48 (24/22), Trail Blazers 22 (11/11)

2nd Chance Pts. Lakers 19 (20/12), Trail Blazers 0 (0/5)

FB Pts. Lakers 6 (2/2), Trail Blazers 5 (2/4)

Biggest Lead: Lakers 19, Trail Blazers 9

Lead Changes: 8

Times Tied: 7

NATIONAL BASKETBALL ASSOCIATION

OFFICIAL SCORER'S REPORT
FINAL BOX3/9/2010 Rose Garden, Portland, OR
Officials: #10 Ron Garmon, #30 Tony Brown, #59 Mark AycoxTime of Game: 2:10
Attendance: 20,460 (Sellout)

VISITOR: Oklahoma City Thunder (30-21)

NO. PLAYER	MIN	FG	FGA	3P	3PA	FT	FTA	OR	DR	TOT	A	PF	ST	TO	BS	PTS
35 Kevin Durant	F 34:41	12	25	2	3	7	8	2	0	11	1	4	2	2	0	33
22 Jeff Green	F 43:19	7	16	1	8	2	2	0	3	3	0	4	4	3	1	17
12 Nenad Krstic	C 19:28	1	3	0	0	2	4	3	1	4	0	2	1	1	0	4
2 Thabo Sefolosha	G 23:27	0	2	0	0	0	0	0	5	5	1	1	2	1	0	0
0 Russell Westbrook	G 31:52	2	9	0	1	4	4	1	5	7	1	3	4	0	0	8
4 Nick Collison	29:21	2	2	0	0	2	2	0	5	5	0	2	2	1	1	0
13 James Harden	24:11	4	0	2	5	3	4	0	3	3	2	1	2	0	1	13
8 Eric Maynor	18:06	1	3	0	1	2	2	0	0	0	3	2	0	1	0	4
0 Serge Ibaka	18:23	2	4	0	0	0	2	0	5	5	0	4	1	0	4	4
23 Dwyane McDermott	DNP - Coach's Decision															
7 Kevin O'Leary	DNP - Coach's Decision															
30 Elton Thomas	DNP - Coach's Decision															
TOTALS:		31	73	5	10	22	20	9	32	41	15	21	17	13	7	69
PERCENTAGES:		42.5%	31.3%	70.6%												TOT TO: 13 (10 PTS)

HOME: PORTLAND TRAIL BLAZERS (30-24)

NO. PLAYER	MIN	FG	FGA	3P	3PA	FT	FTA	OR	DR	TOT	A	PF	ST	TO	BS	PTS
26 Nicolas Batum	F 35:43	4	10	1	4	3	3	0	4	4	1	5	1	2	1	12
12 LaMarque Akridge	F 43:06	5	10	0	0	5	0	3	12	15	4	1	4	4	1	13
6 Juwan Howard	C 25:56	3	5	0	0	0	0	2	4	6	2	0	2	0	0	6
23 Marshall Webster	G 18:43	1	4	1	4	0	0	0	0	0	0	3	0	3	0	3
24 Andre Miller	G 32:29	9	18	1	1	3	3	1	5	0	6	2	0	4	1	22
2 Steve Blake	23:38	0	5	0	4	0	0	3	1	4	3	2	0	1	0	0
30 Dante Cunningham	21:55	7	12	0	0	0	0	3	3	6	0	2	1	0	0	14
5 Rudy Fernandez	23:15	0	0	0	0	0	0	0	3	3	2	0	0	2	0	0
4 Jeremy Bayless	14:43	2	7	0	1	1	2	0	2	2	0	2	0	3	0	5
31 Jeff Pendergast	3:13	0	0	0	0	0	0	1	1	0	1	0	1	0	1	0
6 Patrick Mills	DNP - Coach's Decision															
7 Brandon Roy	DND-right hamstring															
TOTALS:		31	77	3	20	12	14	12	33	47	18	20	0	22	3	77
PERCENTAGES:		40.3%	15.0%	85.7%												TOT TO: 24 (30 PTS)

SCORE BY PERIODS

	1	2	3	4	FINAL
Thunder	23	18	18	30	89
Trail Blazers	17	24	20	15	76

Inactive: Thunder - Hachim, Weaver, White, Trail Blazers - Oden, Outlaw, Przybilla

Pts. in the Pl: Thunder 30 (15/11), Trail Blazers 40 (20/20)

2nd Chance Pts. Thunder 7 (2/7), Trail Blazers 17 (9/11)

FB Pts. Thunder 20 (7/8), Trail Blazers 8 (3/6)

Lead Changes: 2

Times Tied: 9

NATIONAL BASKETBALL ASSOCIATION

OFFICIAL SCORER'S REPORT
FINAL BOX3/10/2010 US Airways Center, Phoenix, AZ
Officials: #11 Phil Robinson, #22 Ed Spencer, #59 Gary ZoltniedTime of Game: 2:10
Attendance: 16,190

VISITOR: Portland Trail Blazers (31-24)

NO. PLAYER	MIN	FG	FGA	3P	3PA	FT	FTA	OR	DR	TOT	A	PF	ST	TO	BS	PTS
23 Marshall Webster	F 31:42	5	7	0	1	0	0	0	4	4	1	1	3	1	1	10
12 LaMarque Akridge	F 39:47	11	17	0	0	0	0	1	5	6	0	4	1	2	0	22
6 Juwan Howard	C 22:53	5	10	0	0	0	0	1	4	5	0	0	0	0	0	10
24 Andre Miller	G 40:30	8	15	0	1	4	6	2	5	7	5	3	1	2	3	20
2 Steve Blake	G 37:38	7	12	2	5	4	4	0	2	12	0	2	1	1	0	20
31 Jeff Pendergast	10:29	2	2	0	0	1	1	0	2	2	0	3	1	3	0	5
4 Jeremy Bayless	12:44	0	4	0	0	5	0	1	0	1	1	0	0	0	0	5
26 Nicolas Batum	10:39	1	2	1	2	0	0	0	2	2	0	2	0	0	0	3
30 Dante Cunningham	21:06	6	7	0	0	1	2	1	3	4	1	2	1	0	1	13
5 Rudy Fernandez	6:31	0	1	0	0	0	0	0	2	2	1	4	0	2	0	0
6 Patrick Mills	DNP - Coach's Decision															
7 Brandon Roy	NWT - Right Hamstring															
TOTALS:		45	77	3	0	15	10	8	29	33	21	19	10	11	8	108
PERCENTAGES:		58.4%	33.3%	75.0%												TOT TO: 12 (13 PTS)

HOME: PHOENIX SUNS (31-22)

NO. PLAYER	MIN	FG	FGA	3P	3PA	FT	FTA	OR	DR	TOT	A	PF	ST	TO	BS	PTS
30 Grant Hill	F 33:47	5	9	0	0	1	2	0	2	2	1	0	2	1	0	11
1 Amar'e Stoudemire	F 36:34	0	14	0	0	0	6	3	6	0	2	2	0	2	0	24
13 Robin Lopez	C 23:18	3	3	0	0	2	2	5	0	2	0	0	0	0	0	8
23 Jason Richardson	G 36:34	5	12	2	0	1	1	0	6	6	3	2	1	0	1	13
13 Steve Nash	G 35:32	0	18	3	7	0	0	0	3	3	11	2	0	6	0	15
3 Jared Dudley	25:09	4	12	2	3	1	2	1	1	2	0	4	0	0	0	11
8 Channing Frye	22:30	4	8	1	3	3	1	2	3	1	3	0	3	0	0	12
2 Goran Dragic	12:23	2	7	0	1	1	1	0	2	2	1	2	0	2	0	5
17 Louis Amundson	11:12	1	2	0	0	0	0	1	2	3	2	1	1	2	0	2
55 Carl Clark	DNP - Coach's Decision															
22 Jason Collier	DNP - Coach's Decision															
32 Taylor Griffin	DNP - Coach's Decision															
TOTALS:		39	83	8	22	15	10	9	29	35	21	15	4	15	1	101
PERCENTAGES:		47.0%	33.4%	70.9%												TOT TO: 15 (20 PTS)

SCORE BY PERIODS

NATIONAL BASKETBALL ASSOCIATION

2/25/2010 United Center, Chicago, IL
Officials: #13 Monty McCutchen, #31 Scott Wall, #71 Rodney MottOFFICIAL SCORER'S REPORT
FINAL BOXTime of Game: 2:37
Attendance: 21,500

VISITOR: Portland Trail Blazers (34-27)

NO. PLAYER	MIN	FG	FGA	3P	3PA	FT	FTA	OR	DR	TOT	A	PF	ST	TO	BS	PTS
68 Nicolas Batum	P 23:53	3	5	2	3	0	0	0	2	2	1	2	1	2	0	8
12 LaMarcus Aldridge	F 43:51	15	23	0	0	2	2	5	7	0	4	1	3	0	32	
21 Marcus Camby	C 42:18	3	6	0	0	3	4	5	11	3	3	3	0	3	0	9
7 Brandon Roy	G 45:28	8	19	1	4	6	6	1	3	4	6	5	1	1	1	23
24 Andre Miller	G 41:51	6	13	1	3	1	2	1	2	3	7	1	3	3	0	14
5 Rudy Fernandez	21:19	1	3	1	3	0	0	0	1	1	0	0	1	1	0	3
6 Juwan Howard	13:37	1	4	0	0	2	2	0	1	1	1	2	0	2	0	4
23 Marshall Webster	3:12	0	1	0	1	0	0	0	0	0	0	2	0	0	0	0
4 Jerredy Bayless	22:18	5	8	0	1	5	6	0	0	0	2	4	2	1	0	15
33 Darin Cunningham	5:17	1	2	0	0	1	1	0	0	0	0	0	1	0	0	3
8 Patrick Mills	DNP - Coach's Decision															
31 Jeff Pendergast	DNP - Coach's Decision															

TOTALS: 43 84 5 15 20 25 0 20 20 20 24 12 13 4 111
 PERCENTAGES: 51.2% 33.3% 80.0% TM REB: 7 TOT TO: 14 (14 PTS)

HOME: CHICAGO BULLS (31-27)

NO. PLAYER	MIN	FG	FGA	3P	3PA	FT	FTA	OR	DR	TOT	A	PF	ST	TO	BS	PTS
9 Luc Long	F 44:50	8	13	0	1	7	8	0	7	7	2	1	3	1	23	
22 Taj Gibson	P 24:52	4	6	0	0	2	4	0	1	5	0	4	1	0	8	
52 Brad Miller	C 19:11	0	1	0	1	1	2	0	2	2	2	0	2	0	1	
12 Kirk Hinrich	G 37:23	7	11	1	2	2	2	0	5	5	4	3	3	0	0	17
1 Derrick Rose	G 48:37	15	25	0	0	3	4	1	1	2	4	1	1	5	0	33
21 Hickm Warrick	34:09	6	11	0	0	3	3	2	2	4	3	3	0	1	0	13
9 Ronald Murray	21:25	2	5	0	2	4	4	0	3	3	1	1	0	1	0	6
13 Joakim Noah	27:34	3	6	0	0	2	5	5	6	11	4	1	2	0	0	6
10 James Johnson	0:00	0	1	0	0	0	0	0	2	2	1	2	0	0	0	0
2 Jameo Pargo	3:28	1	1	0	0	0	0	0	1	1	1	1	3	0	0	2
32 Devin Brown	DNP - Coach's Decision															
0 Akei Larr	DNP - Coach's Decision															

TOTALS: 45 80 1 0 22 23 10 33 43 23 24 7 21 2 115
 PERCENTAGES: 57.5% 10.7% 78.6% TM REB: 7 TOT TO: 21 (25 PTS)

SCORE BY PERIODS	1	2	3	4	TOT	FINAL
Trail Blazers	22	29	20	24	8	111
BULLS	31	21	29	23	12	115

Inactive: Trail Blazers - Oden, Pryor, Bula - Alexander, Hunter, James

Technical Fouls - Individual

Trail Blazers: NONE

BULLS (1): Hinrich 4:14 3rd

Flagrant Fouls

Trail Blazers (1): Oden 3rd Aldridge-FLG1

BULLS: NONE

Pts. in the Pl. Trail Blazers 50 (25/33), BULLS 33 (19/35)

2nd Chance Pts. Trail Blazers 5 (4/9), BULLS 11 (3/10)

1-0 Pts. Trail Blazers 12 (9/13), BULLS 14 (7/9)

Biggest Lead: Trail Blazers 9, BULLS 13

Lead Changes: 18

Times Tied: 5

NATIONAL BASKETBALL ASSOCIATION

2/27/2010 Target Center, Minneapolis, MN
Officials: #55 Bob Kennedy, #50 Zach Zarba, #74 Curtis BlairOFFICIAL SCORER'S REPORT
FINAL BOXTime of Game: 2:13
Attendance: 19,298

VISITOR: Portland Trail Blazers (33-27)

NO. PLAYER	MIN	FG	FGA	3P	3PA	FT	FTA	OR	DR	TOT	A	PF	ST	TO	BS	PTS
68 Nicolas Batum	F 29:10	11	19	5	8	4	4	2	5	7	7	1	3	0	0	31
12 LaMarcus Aldridge	P 31:27	0	14	0	0	5	7	2	5	7	2	2	1	1	0	21
21 Marcus Camby	C 24:57	2	4	0	0	0	2	2	1	3	2	2	2	1	4	4
7 Brandon Roy	G 33:21	2	7	0	2	3	4	2	2	4	0	1	3	1	0	7
24 Andre Miller	G 25:50	1	6	0	0	2	2	0	2	2	4	2	0	1	0	4
5 Rudy Fernandez	23:15	5	8	2	5	8	6	0	4	4	1	0	0	0	0	18
6 Juwan Howard	25:20	1	3	0	0	1	2	1	4	5	1	4	1	2	0	3
23 Marshall Webster	20:54	2	9	0	2	4	3	4	7	1	2	0	1	0	0	6
33 Darin Cunningham	9:08	1	3	0	0	1	2	0	0	0	0	1	1	0	1	3
4 Jerredy Bayless	12:10	1	4	1	2	0	0	0	2	2	2	3	0	0	0	3
31 Jeff Pendergast	5:08	0	0	0	0	0	0	0	3	3	0	2	0	0	1	0
8 Patrick Mills	4:14	3	5	0	1	2	2	0	0	0	0	0	0	0	0	8

TOTALS: 37 81 8 20 23 35 12 32 44 20 11 7 0 110
 PERCENTAGES: 43.7% 40.0% 80.0% TM REB: 7 TOT TO: 10 (9 PTS)

HOME: MINNESOTA TIMBERWOLVES (14-47)

NO. PLAYER		MIN	FG	FGA	3P	3PA	FT	FTA	OR	DR	TOT	A	PF	ST	TO	BS	PTS
6	Ryan Gomes	F 20:21	0	3	0	1	1	1	1	4	5	0	3	0	2	0	1
25	AJ Jefferson	F 30:00	0	10	0	0	1	5	8	5	11	2	5	0	5	0	13
1	Ryan Hollins	C 14:07	3	4	0	0	2	2	0	0	0	0	5	0	1	0	8
22	Corey Brewer	G 24:40	4	7	2	2	0	0	0	1	1	2	2	1	2	0	10
10	Jonny Flynn	G 28:24	3	0	0	2	1	1	0	1	1	7	1	1	2	0	7
31	Dario McDermott	22:49	2	5	0	0	0	0	1	3	4	0	9	1	3	3	4
11	Sasha Pavlovic	21:03	2	5	1	4	0	0	0	5	5	0	0	0	1	0	5
42	Kevin Love	22:46	4	10	0	1	2	2	0	5	6	2	0	1	1	1	10
7	Ramon Sessions	21:30	4	8	0	0	5	5	0	4	4	4	0	2	0	13	
19	Wayne Ellington	14:58	2	4	1	2	0	0	0	0	0	1	2	0	0	1	6
3	Damien Wilkins	14:55	2	3	1	2	1	0	0	3	3	1	0	0	0	1	8
4	Oshay Richardson	6:18	1	3	1	2	0	0	0	2	2	0	0	0	0	0	3

TOTALS: 35 79 6 10 13 17 8 34 42 19 24 3 19 0 91
 PERCENTAGES: 45.8% 37.5% 76.2% TM REB: 5 TOT TO: 20 (29 PTS)

SCORE BY PERIODS	1	2	3	4	FINAL
Trail Blazers	22	29	20	24	8
TIMBERWOLVES	23	10	24	34	91

Inactive: Trail Blazers - Oden, Pryor, Timberwolves - Javel, Tucker

Technical Fouls - Individual

Trail Blazers (1): Camby 1:27 3rd

TIMBERWOLVES: NONE

Technical Fouls - Defensive Three Second

Trail Blazers (1): 7:50 2nd

TIMBERWOLVES: NONE

Pts. in the Pl. Trail Blazers 32 (19/29), TIMBERWOLVES 54

2nd Chance Pts. Trail Blazers 12 (8/8), TIMBERWOLVES 9 (4/10) Lead Changes: 2

FB Pts. Trail Blazers 10 (7/8), TIMBERWOLVES 11 (4/6) Times Tied: 2

NATIONAL BASKETBALL ASSOCIATION

3/1/2010 FedExForum, Memphis, TN
Officials: #23 Tony Brothers, #28 Tommy Nunez Jr., #73 Ed MedleyOFFICIAL SCORER'S REPORT
FINAL BOXTime of Game: 2:24
Attendance: 11,120

VISITOR: Portland Trail Blazers (34-27)

NO. PLAYER	MIN	FG	FGA	3P	3PA	FT	FTA	OR	DR	TOT	A	PF	ST	TO	BS	PTS
68 Nicolas Batum	F 33:03	7	11	4	7	3	3	0	3	3	1	1	1	2	1	21
12 LaMarcus Aldridge	F 42:08	6	11	0	0	1	1	0	2	2	0	5	4	0	1	13
21 Marcus Camby	C 22:18	2	6	0	0	0	0	4	3	7	1	3	0	3	1	4
7 Brandon Roy	G 38:41	7	18	2	6	9	9	1	0	7	5	3	3	0	0	23
24 Andre Miller	G 29:30	5	11	0	0	2	2	0	5	5	11	2	1	2	1	12
6 Juwan Howard	22:02	2	7	0	0	2	2	4	1	5	0	5	0	1	1	8
4 Jerredy Bayless	12:23	4	8	0	0	0	0	0	1	1	4	5	3	1	1	8
5 Rudy Fernandez	18:23	2	7	1	6	0	0	0	1	1	1	0	0	0	0	5
23 Marshall Webster	8:25	1	4	1	2	0	0	0	0	0	0	0	0	0	1	3
33 Darin Cunningham	3:27	2	2	0	0	1	1	1	0	0	0	0	0	0	0	5
8 Patrick Mills	DNP - Coach's Decision															
31 Jeff Pendergast	DNP - Coach's Decision															

TOTALS: 38 83 8 21 19 19 11 23 36 22 21 10 13 7 100
 PERCENTAGES: 44.7% 38.1% 100.0% TM REB: 0 TOT TO: 13 (14 PTS)

HOME: MEMPHIS GRIZZLIES (30-37)

NO. PLAYER	MIN	FG	FGA	3P	3PA	FT	FTA	OR	DR	TOT	A	PF	ST	TO	BS	PTS
22 Rudy Gay	F 42:01	8	10	1	5	2	2	2	5	7	2	3	2	4	2	19
23 Zach Randolph	F 42:57	7	13	0	0	6	8	0	7	7	0	2	1	1	1	22
33 Marc Gasol	C 38:00	6	10	0	0	3	5	5	6	11	4	5	0	2	2	15
32 O.J. Mayo	G 33:05	3	11	0	3	3	5	1	1	2	3	1	4	0	9	
11 Mike Conley	G 33:28	5	8	2	4	1	2	0	3	3	5	3	2	7	0	13
5 Maurice Williams	14:32	2	6	1	2	0	0	0	5	5	2	1	0	2	0	5
15 Hamed Haddadi	9:55	1	5	0	1	0	0	1	3	4	0	0	0	1	0	2
4 Seth Young	13:31	2	5	0	1	2	2	1	0	1	1	0	0	0	0	6
00 Darrell Arthur	7:03	1	2	0	0	0	0	2	1	3	0	1	0	0	0	2
1 Delmarie Carroll	2:28	0	1	0	0	0	0	1	0	1	0	1	0	0	0	0
45 Steven Hunter	DND - Sore Left Knee															
10 Jameal Thrashley	DND - Sore Left Hamstring															

TOTALS: 35 77 4 15 19 25 12 31 43 10 19 8 21 5 93
 PERCENTAGES: 45.5% 25.0% 76.0% TM REB: 10 TOT TO: 21 (30 PTS)

SCORE BY PERIODS	1	2	3	4	FINAL
Trail Blazers	27	20	41	21	100
GRIZZLIES	27	28	21	19	95

Inactive: Trail Blazers - Oden, Pryor, Grizzlies - Brown, Hudson, Thibault

Flagrant Fouls

Trail Blazers (1): 8:22 4th Howard-FLG1

GRIZZLIES: NONE

NATIONAL BASKETBALL ASSOCIATION

OFFICIAL SCORERS REPORT
FINAL BOX3/7/2010 Pepsi Center, Denver, CO
Officials: #24 Mike Calabrese, #42 Eric Lewis, #78 Eric DalenTime of Game: 2:30
Attendance: 17,228

VISITOR: Portland Trail Blazers (37-28)

NO. PLAYER	MIN	FG	FGA	3P	3PA	FT	FTA	OR	DR	TOT	A	PF	ST	TO	BS	PTS
00 Nicolas Batum	F 13:41	2	7	0	3	0	0	0	3	3	1	4	0	0	1	4
12 LaMarrus Aldridge	F 41:23	0	14	0	0	4	5	2	7	3	4	0	1	2	10	17
0 Jwan Howard	C 22:29	4	8	0	0	0	2	2	5	7	4	3	2	1	0	8
7 Brandon Roy	G 40:41	3	14	1	4	5	0	2	3	5	5	2	0	1	0	12
24 Andre Miller	G 33:36	7	18	0	0	5	6	0	1	1	2	3	1	2	0	19
5 Rudy Fernandez	25:43	5	8	4	4	0	0	1	2	3	1	0	1	0	0	14
31 Jeff Pendergaph	3:52	0	0	0	0	0	0	0	1	1	0	2	0	0	0	0
4 Jerryd Bayless	23:47	8	10	3	3	9	11	0	2	2	5	2	0	4	0	24
23 Marlon Webster	18:48	1	0	1	2	1	2	1	4	5	2	2	1	0	0	4
25 Dante Cunningham	12:00	1	1	0	0	3	4	2	1	3	0	4	0	0	0	5
27 Travis Diener	DNP - Coach's Decision															
6 Patrick Mills	DNP - Coach's Decision															

TOTALS: 30 62 9 10 27 36 13 24 37 23 28 5 9 3 100
 PERCENTAGES: 42.7% 58.3% 75.0% TM REB: 14 TOT TO: 9 (17 PTS)

HOME: DENVER NUGGETS (42-21)

NO. PLAYER	MIN	FG	FGA	3P	3PA	FT	FTA	OR	DR	TOT	A	PF	ST	TO	BS	PTS
15 Carmelo Anthony	F 38:45	11	19	0	3	8	12	0	2	2	0	0	3	0	0	30
31 Nate	F 38:13	5	8	0	0	4	5	1	6	7	2	2	1	0	4	14
27 Johan Petro	C 22:50	2	3	0	0	2	2	10	10	2	5	0	1	0	0	6
6 Aaron Affalo	G 33:55	4	9	3	0	2	4	2	3	5	4	4	0	3	0	13
1 Chauncey Billups	G 40:21	8	14	1	4	4	5	1	3	4	5	2	0	2	0	21
11 Chris Andersen	17:44	2	3	0	0	1	4	0	4	4	0	5	1	0	3	5
5 J.R. Smith	29:01	8	14	4	8	2	2	0	2	7	1	2	1	0	0	22
23 Anthony Carter	18:00	3	3	1	1	0	0	0	1	1	0	1	1	0	7	7
30 Math Allen	5:02	0	0	0	0	0	0	0	0	0	0	1	0	1	0	0
32 Francisco Garcia	DNP - Coach's Decision															
14 Joey Graham	DNP - Coach's Decision															
3 Ty Lawson	DNP - Left Shoulder Contusion															

TOTALS: 43 73 9 22 23 34 4 31 35 31 25 5 12 7 118
 PERCENTAGES: 58.9% 40.9% 67.6% TM REB: 11 TOT TO: 12 (19 PTS)

SCORE BY PERIODS 1 2 3 4 FINAL
 Trail Blazers 21 28 20 31 100
 Nuggets 34 32 23 20 118

Inactive: Trail Blazers - Canoy, Oden, Przybyla, Nuggets - Martin

Technical Fouls - Defensive Three Second

Trail Blazers (1): 9:52 1st

NUGGETS: NONE

Pts. in the Pl. Trail Blazers 28 (13/33), NUGGETS 42 (21/28)

2nd Chance Pts. Trail Blazers 17 (9/13), NUGGETS 11 (9/5)

FB Pts. Trail Blazers 14 (5/7), NUGGETS 23 (10/11)

Biggest Lead Trail Blazers 4, NUGGETS 21

Lead Changes 5

Times Tied 0

NATIONAL BASKETBALL ASSOCIATION

OFFICIAL SCORERS REPORT
FINAL BOX3/11/2010 ORACLE Arena, Oakland, CA
Officials: #22 Bill Spooner, #50 Mark Ayres, #50 Zach ZarbaTime of Game: 2:35
Attendance: 17,308

VISITOR: Portland Trail Blazers (39-28)

NO. PLAYER	MIN	FG	FGA	3P	3PA	FT	FTA	OR	DR	TOT	A	PF	ST	TO	BS	PTS
00 Nicolas Batum	F 30:51	2	5	2	3	0	0	0	4	4	1	0	0	0	2	8
12 LaMarrus Aldridge	F 33:30	4	14	0	0	0	7	5	3	8	1	5	0	0	0	14
21 Marcus Camby	C 33:27	1	7	0	0	2	2	9	8	17	1	1	0	0	0	4
7 Brandon Roy	G 41:42	14	22	0	2	13	17	3	5	8	3	4	2	4	1	41
24 Andre Miller	G 30:30	4	15	0	0	7	8	1	6	7	1	4	3	1	15	
5 Rudy Fernandez	28:00	4	8	4	6	0	0	0	1	1	1	0	1	0	0	12
23 Marlon Webster	15:56	0	4	0	2	0	0	0	4	4	0	2	0	0	0	0
4 Jerryd Bayless	19:38	4	7	1	2	3	3	0	0	0	1	3	0	2	0	12
8 Jwan Howard	18:25	3	4	0	0	0	0	0	4	1	5	5	1	0	1	9
25 Dante Cunningham	0:02	0	0	0	0	0	0	0	0	0	0	0	0	0	0	0
27 Travis Diener	DNP - Coach's Decision															
31 Jeff Pendergaph	DNP - Coach's Decision															

TOTALS: 38 88 7 15 31 37 22 31 53 20 17 7 10 8 110
 PERCENTAGES: 41.6% 44.7% 83.8% TM REB: 0 TOT TO: 18 (8 PTS)

HOME: GOLDEN STATE WARRIORS (17-47)

NO. PLAYER	MIN	FG	FGA	3P	3PA	FT	FTA	OR	DR	TOT	A	PF	ST	TO	BS	PTS
22 Anthony Morrow	F 34:26	3	7	3	5	0	0	0	3	3	1	2	1	0	1	9
50 Corey Maggister	F 37:08	8	15	0	0	8	9	2	3	5	8	1	3	0	0	24
44 Anthony Towner	C 38:44	4	9	2	3	4	4	8	5	11	1	0	0	2	1	14
8 Morris Ellis	G 27:47	7	15	1	3	2	3	1	2	3	2	8	2	4	0	17
30 Stephen Curry	G 32:03	6	15	2	7	1	1	2	3	5	3	6	2	4	0	15
23 CJ Watson	35:03	5	10	0	1	2	2	0	5	5	8	2	2	2	0	12
55 Reggie Miller	24:24	5	0	2	3	2	2	0	3	3	0	3	1	0	0	14
31 Chris Hunter	6:20	0	0	0	0	0	0	0	0	0	0	1	0	0	0	0
19 Devon George	4:45	0	1	0	0	0	0	0	0	1	0	1	0	0	0	0
18 Ross Bell	DND - Left Wrist Surgery															
7 Vladimir Radmanovic	DND - Sore Right Knee															
21 Ronny Turlet	DND - Sore Left Knee															

TOTALS: 38 80 10 28 18 21 11 23 36 19 31 9 15 2 105
 PERCENTAGES: 47.5% 30.2% 90.5% TM REB: 6 TOT TO: 15 (22 PTS)

SCORE BY PERIODS 1 2 3 4 FINAL
 Trail Blazers 28 30 25 27 110
 Warriors 28 32 33 9 105

Inactive: Trail Blazers - Mills, Oden, Przybyla, Warriors - Anderson, Blount, Randolph, Wright

Technical Fouls - Individual

Trail Blazers (1): Fernandez 3:12 2nd

WARRIORS: NONE

Technical Fouls - Defensive Three Second

Trail Blazers: NONE

WARRIORS (1): 3:31 1st

Pts. in the Pl. Trail Blazers 40 (23/47), WARRIORS 38 (19/27)

2nd Chance Pts. Trail Blazers 30 (11/17), WARRIORS 17 (9/13)

FB Pts. Trail Blazers 15 (5/8), WARRIORS 28 (9/16)

Biggest Lead Trail Blazers 8, WARRIORS 18

Lead Changes 13

Times Tied 11

NATIONAL BASKETBALL ASSOCIATION

OFFICIAL SCORERS REPORT
FINAL BOX3/8/2010 Rose Garden, Portland, OR
Officials: #14 Joe DeRosa, #50 David Guthrie, #53 Sean WrightTime of Game: 2:10
Attendance: 20,537 (Redout)

VISITOR: Sacramento Kings (21-43)

NO. PLAYER	MIN	FG	FGA	3P	3PA	FT	FTA	OR	DR	TOT	A	PF	ST	TO	BS	PTS
00 DeShaun Thomas	F 17:45	1	8	0	2	1	2	4	0	3	0	2	1	2	3	3
24 Carl Landry	F 32:23	7	12	0	0	3	4	4	8	0	1	0	1	0	17	17
31 Spencer Hawes	C 34:01	3	8	0	1	1	2	3	8	4	2	0	3	2	7	7
13 Tyrone Evans	G 43:11	8	19	0	1	2	3	1	5	6	6	2	1	1	0	18
19 Beno Udrih	G 29:44	8	10	1	3	0	0	0	3	3	3	4	2	1	0	13
32 Francisco Garcia	29:06	3	8	1	2	0	0	0	2	2	2	2	0	0	1	7
34 Jason Thompson	12:20	2	4	0	0	0	1	0	2	2	0	3	0	0	0	4
17 Garrett Temple	8:35	1	3	0	1	2	2	1	0	1	0	0	0	1	0	4
18 Omid Haspl	4:27	0	1	0	0	0	0	0	0	0	0	0	0	0	0	0
7 Donte McGuire	3:00	0	1	0	0	0	0	0	0	0	0	0	0	1	0	0
5 Andre Nocioni	16:41	1	3	1	3	0	0	0	3	3	1	2	1	1	0	3
42 Sean May	7:01	2	2	0	0	1	2	0	1	1	0	1	0	0	0	6

TOTALS: 34 79 3 13 10 15 11 30 41 19 18 6 13 8 81
 PERCENTAGES: 43.0% 23.1% 62.5% TM REB: 12 TOT TO: 15 (15 PTS)

HOME: PORTLAND TRAIL BLAZERS (38-28)

NO. PLAYER	MIN	FG	FGA	3P	3PA	FT	FTA	OR	DR	TOT	A	PF	ST	TO	BS	PTS
00 Nicolas Batum	F 26:40	6	7	1	2	1	1	0	2	2	2	2	0	1	0	14
12 LaMarrus Aldridge	F 38:53	0	15	0	0	1	1	2	5	7	4	4	2	3	0	13
21 Marlon Canoy	C 32:57	3	5	0	0	0	0	0	2	8	2	2	1	4	0	6
7 Brandon Roy	G 38:32	8	18	0	0	3	3	5	8	3	1	2	2	0	19	19
24 Andre Miller	G 33:57	4	9	0	0	6	6	0	2	2	5	1	2	1	0	14
5 Rudy Fernandez	19:32	2	8	1	3	0	1	1	2	3	1	0	0	0	1	5
8 Jwan Howard	21:09	2	5	0	0	2	4	1	7	8	0	3	0	0	0	6
4 Jerryd Bayless	9:54	0	4	0	0	0	0	0	1	1	2	1	0	0	0	0
33 Dante Cunningham	3:01	0	1	0	0	0	0	0	1	1	0	1	0	0	0	0
23 Marlon Webster	15:17	4	7	1	3	2	2	0	0	0	0	3	0	0	1	11
27 Travis Diener	DNP - Coach's Decision															
31 Jeff Pendergaph	DNP - Coach's Decision															

TOTALS: 35 77 3 8 13 22 9 31 40 19 18 7 11 7 83
 PERCENTAGES: 45.6% 37.5% 60.2% TM REB: 7 TOT TO: 12 (16 PTS)

SCORES BY PERIODS 1 2 3 4 FINAL
 Kings 28 13 20 19 80
 Trail Blazers 23 27 21 13 88

Inactive: Kings - Brockman, Dorsey, Udrih, Trail Blazers - Mills, Oden, Przybyla

Pts. in the Pl. Kings 40 (20/40), TRAIL BLAZERS 44 (22/42)

2nd Chance Pts. Kings 13 (5/5), TRAIL BLAZERS 11 (5/1)

FB Pts. Kings 10 (3/5), TRAIL BLAZERS 18 (7/1)

Biggest Lead Kings 7, TRAIL BLAZERS 12

Lead Changes 2

Times Tied 5

NATIONAL BASKETBALL ASSOCIATION

OFFICIAL SCORERS REPORT
FINAL BOX3/12/2010 ARCO Arena, Sacramento, CA
Officials: #34 Matt Davis, #55 Ed Kennedy, #53 Derek RichardsonTime of Game: 2:18
Attendance: 12,113

NATIONAL BASKETBALL ASSOCIATION

3/14/2010 Rose Garden, Portland, OR
Officials: #17 Joe Crawford, #20 Tony Brown, #40 Leon Wood

OFFICIAL SCORER'S REPORT

FINAL BOX

Time of Game: 2:10
Attendance: 20,882 (50000)

VISITOR: Toronto Raptors (32-33)

NO. PLAYER	MIN	FG FGA	3P 3PA	FT FTA	OR	DR	TOT	A	PF	ST	TO	BS	PTS
00 Hedo Turkoglu	F 35:22	5 7	4 5	0 0	0 0	0 0	0 0	2 0	0 4	0 14			
4 Chris Bosh	F 38:34	8 14	0 1	10 12	1 0	7 7	2 6	0 3	1 28				
7 Andrea Bargnani	G 31:23	5 13	0 3	1 2	1 1	2 2	2 1	0 1	0 31				
13 DeMar DeRozan	G 24:10	5 7	0 0	2 2	0 3	3 3	2 6	1 1	0 32				
1 James Cook	G 21:40	3 5	1 2	0 0	0 0	2 2	2 0	0 0	0 7				
15 Amir Johnson	21:42	8 10	0 1	1 1	1 0	1 0	0 3	0 0	0 13				
24 Sonny Weems	21:28	1 3	0 0	0 0	0 1	5 5	1 3	0 0	0 2				
6 Jose Calderon	31:17	0 11	0 3	1 2	1 2	3 3	7 1	1 2	0 11				
30 Reggie Evans	3:52	0 0	0 0	0 0	0 0	0 0	0 1	0 0	0 0				
21 Juraine Wright	8:50	0 1	0 0	0 0	0 0	0 0	0 1	0 0	0 0				
0 Mike Ballinari	DNP - Coach's Decision												
12 Rasho McCarty	DNP - Coach's Decision												
TOTALS:		39 71	0 10	16 18	8 25	34	21 25	2 11	1 88				
PERCENTAGES:		54.8%	38.3%	78.6%	TM REB: 4								

HOME: PORTLAND TRAIL BLAZERS (41-25)

NO. PLAYER	MIN	FG FGA	3P 3PA	FT FTA	OR	DR	TOT	A	PF	ST	TO	BS	PTS
00 Nicolas Batum	F 30:51	7 9	5 8	3 3	0 2	2 2	0 1	1 1	2 22				
12 LaMarcus Aldridge	F 40:07	9 21	0 0	0 0	4 3	8 12	3 2	0 0	1 22				
21 Marcus Camby	C 39:28	6 11	0 0	0 0	5 1	8 2	4 3	0 1	1 12				
7 Brandon Roy	G 38:04	4 18	2 4	8 7	1 1	2 5	1 0	1 0	20				
24 Andre Miller	G 32:17	3 12	0 1	3 3	2 0	7 5	3 1	2 0	10				
6 Aaron Howard	18:17	0 1	0 0	2 2	1 0	7 2	3 0	3 0	2				
5 Rudy Fernandez	20:39	3 5	3 5	3 3	2 1	3 3	2 1	0 0	12				
4 Jerrid Bayless	15:43	1 4	1 3	0 0	0 0	0 0	1 1	2 0	3				
23 Marshall Webster	5:59	1 1	1 1	0 0	0 1	1 0	1 0	0 0	3				
31 Duane Cunningham	DNP - Coach's Decision												
07 Travis Daniels	DNP - Coach's Decision												
31 Jeff Pendergast	DNP - Coach's Decision												
TOTALS:		33 83	12 20	21 23	19 21	40	21 18	7 9	4 88				
PERCENTAGES:		46.8%	60.0%	91.3%	TM REB: 5								

SCORE BY PERIODS

Blazers 30 18 20 34

Trail Blazers 32 28 25 109

Inactive: Raptors - Banks, O'Grady Trail Blazers - MCB, Oden, Przybilla

Technical Fouls - Defensive Three Second

Raptors (2), O'Grady (1), 2:40 4th

Trail Blazers (1) MCB 7:03 3rd

Fts. In the PL: Raptors 40 (20/40), TRAIL BLAZERS 40 (20/35) Biggest Lead: Raptors 6, TRAIL BLAZERS 15

2nd Chance Pts. Raptors 12 (4/7), TRAIL BLAZERS 22 (10/16) Lead Changes: 7

PB Pts. Raptors 9 (4/9), TRAIL BLAZERS 4 (1/7) Times Tied: 3

NATIONAL BASKETBALL ASSOCIATION

3/21/2010 US Airways Center, Phoenix, AZ
Officials: #48 Scott Foster, #50 Gary Zolofsky, #71 Rodney McC

OFFICIAL SCORER'S REPORT

FINAL BOX

Time of Game: 2:02
Attendance: 18,422

VISITOR: Portland Trail Blazers (42-25)

NO. PLAYER	MIN	FG FGA	3P 3PA	FT FTA	OR	DR	TOT	A	PF	ST	TO	BS	PTS
00 Nicolas Batum	F 32:18	3 5	1 0	1 2	1 3	4 2	0 2	0 0	0 0				
12 LaMarcus Aldridge	F 37:43	6 15	0 0	4 4	2 8	8 1	6 0	0 1	0 18				
21 Marcus Camby	C 34:53	3 8	0 0	1 2	5 11	10 1	2 1	0 0	7				
7 Brandon Roy	G 44:55	8 25	1 5	8 4	4 8	2 2	0 1	0 23					
24 Andre Miller	G 37:10	7 20	0 0	8 8	1 2	3 9	2 3	1 0	22				
6 Aaron Howard	18:33	4 6	0 0	0 0	1 3	4 1	2 0	1 0	0				
4 Jerrid Bayless	11:53	0 5	0 0	1 2	0 0	0 0	0 2	0 0	1				
23 Marshall Webster	17:38	0 2	0 0	0 0	0 1	1 0	1 0	0 1	0				
31 Duane Cunningham	3:41	1 1	0 0	0 0	1 1	0 1	0 0	1 2					
27 Travis Daniels	DNP - Coach's Decision												
0 Payne Jolly	DNP - Coach's Decision												
31 Jeff Pendergast	DNP - Coach's Decision												
TOTALS:		32 85	2 17	21 28	14 31	40	10 24	5 4	7 87				
PERCENTAGES:		38.4%	11.8%	75.4%	TM REB: 10								

HOME: PHOENIX SUNS (44-20)

NO. PLAYER	MIN	FG FGA	3P 3PA	FT FTA	OR	DR	TOT	A	PF	ST	TO	BS	PTS
00 Grant Hill	F 38:38	3 10	0 0	0 0	1 10	11 2	3 0	1 0	12				
1 Amar'e Stoudemire	F 41:05	6 14	0 0	8 7	3 19	14 0	0 0	0 1	10				
15 Robin Lopez	C 37:14	2 3	0 0	0 0	0 2	1 3	1 0	0 0	4				
20 Jason Richardson	G 30:05	8 15	2 6	2 2	1 4	6 0	2 0	1 0	10				
13 Steve Nash	G 30:52	5 11	0 2	7 7	0 1	1 0	3 0	0 2	17				
2 Grant Hill	17:08	2 5	1 2	0 4	0 0	0 0	2 0	0 0	0				
3 Jarron Collins	25:11	4 8	2 6	0 0	2 0	2 1	4 0	0 2	10				
8 Channing Frye	30:48	2 12	2 7	0 0	1 0	10 0	4 1	1 2	8				
17 Lucy Amundson	8:25	0 0	0 0	0 0	0 2	2 0	2 0	0 0	0				
15 Leandro Barbosa	4:54	1 2	0 0	1 0	0 0	0 0	0 0	0 0	2				
05 Carl Clark	DNP - Coach's Decision												
20 James Collins	DNP - Coach's Decision												
TOTALS:		31 80	7 28	24 20	10 33	43	14 21	3 10	3 93				
PERCENTAGES:		38.8%	25.0%	92.0%	TM REB: 9								

SCORE BY PERIODS

Trail Blazers 28 21 18 87

Suns 21 26 17 64

Inactive: Trail Blazers - Fernandez, Oden, Przybilla Suns - Griffin

Technical Fouls - Defensive Three Second

Trail Blazers (3) 31:20 Late, 11:02 End 11:48 4th

SUNS: NONE

Fts. In the PL: Trail Blazers 43 (21/43), SUNS 36 (18/38) Biggest Lead: Trail Blazers 8, SUNS 8

2nd Chance Pts. Trail Blazers 14 (6/14), SUNS 17 (7/10) Lead Changes: 14

PB Pts. Trail Blazers 11 (4/9), SUNS 6 (4/9) Times Tied: 14

NATIONAL BASKETBALL ASSOCIATION

3/19/2010 Rose Garden, Portland, OR
Officials: #21 Tony Dambros, #52 Pat Fraher, #50 Mark Ayala

OFFICIAL SCORER'S REPORT

FINAL BOX

Time of Game: 2:19
Attendance: 20,882 (50000)

VISITOR: Washington Wizards (25-48)

NO. PLAYER	MIN	FG FGA	3P 3PA	FT FTA	OR	DR	TOT	A	PF	ST	TO	BS	PTS
14 Al Thornton	F 21:20	2 5	0 0	1 4	0 3	3 3	2 6	0 1	1 5				
7 Andray Blatche	F 38:00	8 18	0 0	0 0	1 0	8 5	1 3	1 4	0 12				
34 Jivante McGee	G 21:23	6 9	0 0	1 3	2 7	9 0	2 0	0 0	3				
8 Mike Miller	G 30:53	5 11	1 4	5 5	2 8	5 3	2 0	2 0	18				
2 Shaun Livingston	G 30:56	3 13	0 0	0 0	0 0	2 2	4 3	0 0	2				
24 Alexus Oue	10:37	2 3	0 0	4 2	3 0	3 0	0 0	2 0	8				
22 James Singleton	30:28	6 6	0 1	2 2	5 11	16 1	2 1	1 0	10				
15 Randy Foye	24:06	4 11	2 2	1 1	0 3	5 2	1 0	1 0	11				
11 Nick Young	7:25	0 2	0 1	0 0	0 0	0 0	0 0	1 0	0				
12 Earl Boykins	ANY-TIME SHOTS												
21 Fabrizio D'Amico	DNP - Coach's Decision												
3 Graham Ross	DNP - Coach's Decision												
TOTALS:		30 77	3 8	11 18	12 37	49	18 20	2 13	5 74				
PERCENTAGES:		39.0%	37.5%	61.1%	TM REB: 4								

HOME: PORTLAND TRAIL BLAZERS (42-26)

NO. PLAYER	MIN	FG FGA	3P 3PA	FT FTA	OR	DR	TOT	A	PF	ST	TO	BS	PTS
00 Nicolas Batum	F 30:23	1 6	1 4	2 2	2 5	7 1	3 0	1 1	3				
12 LaMarcus Aldridge	F 42:14	6 17	0 0	7 13	4 8	12 1	2 2	2 2	19				
21 Marcus Camby	C 38:33	1 8	0 0	0 0	8 13	18 0	1 2	0 4	2				
7 Brandon Roy	G 35:42	4 10	1 5	6 6	1 1	2 1	2 1	1 0	14				
24 Andre Miller	G 33:24	6 16	0 0	2 4	1 1	2 3	3 0	0 0	10				
5 Rudy Fernandez	13:06	0 4	0 0	0 0	0 2	3 3	0 2	0 0	0				
6 Jason Howard	18:10	2 3	0 0	0 0	6 2	2 4	0 1	0 1	0				
4 Jerrid Bayless	25:43	3 8	0 0	3 3	1 2	3 1	3 0	0 0	9				
23 Marshall Webster	14:19	2 4	0 0	0 0	0 2	2 0	1 0	0 0	4				
31 Duane Cunningham	DNP - Coach's Decision												
27 Travis Daniels	DNP - Coach's Decision												
31 Jeff Pendergast	DNP - Coach's Decision												
TOTALS:		25 78	2 12	24 31	17 36	63	10 19	5 8	8 75				
PERCENTAGES:		32.1%	16.7%	77.4%	TM REB: 8								

SCORE BY PERIODS

Wizards 18 12 21 25

Trail Blazers 23 18 13 21

Inactive: Wizards - Howard Trail Blazers - MCB, Oden, Przybilla

Technical Fouls - Individual

Wizards (1), Saunders 8:34 4th

Trail Blazers (1), Miller 7:03 3rd

Technical Fouls - Defensive Three Second

Wizards (1), LSG 2nd

Trail Blazers (1), MCB, 1st

Fts. In the PL: Wizards 40 (20/40), TRAIL BLAZERS 34 (17/34) Biggest Lead: Wizards 4, TRAIL BLAZERS 19

2nd Chance Pts. Wizards 12 (5/11), TRAIL BLAZERS 21 (4/15) Lead Changes: 9

PB Pts. Wizards 7 (1/7), TRAIL BLAZERS 6 (2/6) Times Tied: 4

NATIONAL BASKETBALL ASSOCIATION

3/27/2010 New Orleans Arena, New Orleans, LA
 Officials: #42 Eric Lewis, #40 Tom Washington, #68 Marci Kogut

OFFICIAL SCORERS REPORT
FINAL BOX

Time of Game: 2:00
 Attendance: 18,475

VISITOR: Portland Trail Blazers (44-29)

NO. PLAYER	MIN	FG	FGA	3P	3PA	FT	FTA	OR	DR	TOT	A	PF	ST	TO	BS	PTS
68 Nikola Bazum	F 21:08	4	8	2	3	3	3	1	2	3	0	2	1	0	1	13
12 LaMarcus Aldridge	F 34:18	1	18	0	0	2	2	0	5	5	0	2	0	3	0	2
21 Marcus Camby	C 29:08	5	0	0	0	1	1	4	10	14	2	2	1	1	0	11
7 Brandon Roy	G 32:01	12	14	1	2	3	5	1	0	1	7	0	0	0	0	29
24 Andre Miller	G 22:54	4	0	0	0	0	0	0	0	0	8	3	1	3	0	8
5 Rudy Fernandez	24:53	2	9	2	8	0	0	0	4	4	0	0	2	0	1	8
6 Juwan Howard	22:38	2	8	0	0	0	0	1	0	1	1	2	0	0	0	4
4 Jermil Boyles	22:52	2	8	1	3	4	4	2	1	3	0	2	0	3	0	9
33 Dante Cunningham	8:21	0	1	0	0	2	1	1	2	0	1	0	1	0	0	1
23 Marshall Webster	15:53	0	5	0	2	6	6	2	0	2	0	1	0	0	0	0
27 Travis Diener	3:40	1	1	0	0	0	0	0	0	0	0	0	0	0	0	2
31 Jeff Pendergast	3:40	0	0	0	0	0	0	0	0	0	0	0	0	0	0	0

TOTALS: 43 78 8 18 23 12 23 36 2 15 6 11 2 112
 PERCENTAGES: 57.3% 33.3% 87.0% TM REB: 2 TOT TO: 11 (14 PTS)

HOME: NEW ORLEANS HORNETS (34-40)

NO	PLAYER	MIN	FG	FGA	3P	3PA	FT	FTA	OR	DR	TOT	A	PF	ST	TO	BS	PTS	
24	Morris Peterson	F 22:30	3	0	2	4	0	0	5	5	1	3	0	1	0	0	0	
30	Davis West	F 39:18	9	14	0	0	0	0	3	3	1	2	0	1	0	18	0	
60	Ersola Odom	C 24:00	5	7	0	0	4	7	1	4	5	0	1	0	2	1	14	
5	Marcus Thornton	O 28:53	2	7	2	4	2	2	0	1	3	4	0	0	0	0	9	
3	Chris Paul	O 31:05	3	8	0	0	1	2	1	1	2	10	2	3	3	0	7	
2	Deane Colson	32:23	10	10	0	0	2	2	0	1	1	6	2	0	2	0	22	
9	Darius Songala	17:38	4	7	0	0	0	0	1	1	2	0	1	1	0	8	0	
41	James Posey	17:54	3	4	3	4	0	0	0	1	1	2	4	0	1	0	9	
34	Aaron Gray	9:34	1	5	0	0	2	2	4	2	6	1	1	1	1	0	4	
32	Julian Wright	14:41	1	2	0	0	1	2	0	0	0	0	0	0	0	0	3	
4	Dean Maric	DND - Strained Right Shoulder																
18	Popo Stojakovic	DND - Lower Abdominal Strain																
TOTALS:			41	70	7	12	12	17	0	19	25	24	22	6	12	1	101	0

TOTALS: 41 70 7 12 12 17 0 19 23 34 22 8 12 1 101
 PERCENTAGES: 58.6% 58.3% 70.6% TM REB: 7 TOT TO: 12 (21 PTS)

SCORE BY PERIODS

	1	2	3	4	FINAL
Trail Blazers	23	29	33	22	112
Hornets	23	18	27	33	101

Inactive: Trail Blazers - Mils, Oden, Pryzbys; Hornets - Biogu

Flagrant Fouls

Trail Blazers (1): 8:07 1st Mils-FLG1

HORNETS: NONE

Pts. In the Pl. Trail Blazers 42 (21/29), HORNETS 38 (18/31)

2nd Chance Pts. Trail Blazers 17 (8/15), HORNETS 0 (1/3)

FB Pts. Trail Blazers 0 (3/3), HORNETS 3 (1/2)

Biggest Lead: Trail Blazers 26, HORNETS 1
 Lead Changes: 2
 Times Tied: 0

NATIONAL BASKETBALL ASSOCIATION

3/31/2010 Rose Garden, Portland, OR
 Officials: #24 Mike Callahan, #50 Charles Poole, #54 Derrick Collins

OFFICIAL SCORERS REPORT
FINAL BOX

Time of Game: 2:04
 Attendance: 20,838 (Soldout)

VISITOR: New York Knicks (29-48)

NO. PLAYER	MIN	FG	FGA	3P	3PA	FT	FTA	OR	DR	TOT	A	PF	ST	TO	BS	PTS
8 Danilo Gallinari	F 37:24	3	0	0	2	3	4	2	6	8	3	3	0	0	1	9
7 Al Harrington	F 22:08	3	0	1	2	6	6	0	2	2	0	0	3	0	2	13
42 David Lee	C 40:23	9	21	0	0	2	2	1	8	10	0	1	0	4	1	20
3 Tracy McGrady	O 20:40	1	4	0	0	0	0	0	0	0	1	3	0	2	0	2
23 Toney Douglas	G 30:53	4	10	2	4	4	5	1	2	3	3	5	1	1	0	14
5 BD Walker	35:02	7	12	4	8	0	0	1	5	6	2	2	2	2	0	18
13 Sergio Rodriguez	20:00	4	5	0	0	4	4	1	1	2	2	0	2	0	0	12
50 Eddie House	18:37	0	5	0	4	0	0	0	0	0	0	0	1	1	0	0
4 J.R. Olden	12:40	1	2	0	0	0	0	0	1	1	0	0	0	0	0	2
9 Jonathon Bender	DND - Fractured Fourth Metacarpal															
34 Eddy Curry	DND - torn myotubular band in right calf															
1 Chris Duhon	DND - Coach's Decision															

TOTALS: 32 74 7 20 19 21 6 24 30 10 20 4 16 2 90
 PERCENTAGES: 43.2% 35.0% 90.5% TM REB: 6 TOT TO: 14 (19 PTS)

HOME: PORTLAND TRAIL BLAZERS (48-25)

NO. PLAYER	MIN	FG	FGA	3P	3PA	FT	FTA	OR	DR	TOT	A	PF	ST	TO	BS	PTS
68 Nikola Bazum	F 22:22	7	13	3	7	3	3	2	3	5	0	1	1	0	0	20
12 LaMarcus Aldridge	F 27:18	10	12	0	0	1	2	3	5	2	1	0	0	0	0	21
21 Marcus Camby	C 25:41	4	9	0	0	1	2	4	6	10	2	3	1	1	0	9
7 Brandon Roy	O 27:30	7	12	0	1	2	2	3	5	1	2	2	1	0	0	16
24 Andre Miller	G 22:07	3	5	0	0	0	1	0	2	2	7	3	0	1	0	0
5 Rudy Fernandez	22:53	1	5	1	5	0	0	1	3	4	4	0	2	1	0	3
6 Juwan Howard	15:38	4	11	0	0	4	4	3	1	4	1	1	2	1	0	12
4 Jermil Boyles	23:12	3	8	1	0	0	0	4	4	7	2	2	2	0	0	8
33 Dante Cunningham	17:15	3	6	0	0	0	0	2	5	7	2	2	0	0	0	6
23 Marshall Webster	20:21	0	13	2	8	0	0	0	4	4	0	1	1	0	0	14
31 Jeff Pendergast	7:10	2	4	0	0	0	0	0	2	2	0	1	0	0	0	4
27 Travis Diener	5:24	0	0	0	0	1	2	0	0	0	1	0	0	0	0	1

TOTALS: 50 95 6 20 12 18 15 33 50 30 18 12 7 2 110
 PERCENTAGES: 52.6% 30.0% 75.0% TM REB: 7 TOT TO: 7 (8 PTS)

SCORE BY PERIODS

	1	2	3	4	FINAL
Knicks	20	27	25	30	102
Trail Blazers	31	34	30	23	118

Inactive: Knicks - Chandler, Mobley; Trail Blazers - Mils, Oden, Pryzbys

Pts. In the Pl. Knicks 34 (17/28), TRAIL BLAZERS 48 (23/38)

2nd Chance Pts. Knicks 11 (3/8), TRAIL BLAZERS 16 (8/13)

FB Pts. Knicks 4 (2/3), TRAIL BLAZERS 4 (2/3)

Biggest Lead: Trail Blazers --, TRAIL BLAZERS 38
 Lead Changes: 0
 Times Tied: 0

NATIONAL BASKETBALL ASSOCIATION

3/25/2010 Ford Center, Oklahoma City, OK
 Officials: #59 Kevin Fehr, #43 Dan Crawford, #60 David Guthrie

OFFICIAL SCORERS REPORT
FINAL BOX

Time of Game: 2:19
 Attendance: 18,203

VISITOR: Portland Trail Blazers (45-28)

NO. PLAYER	MIN	FG	FGA	3P	3PA	FT	FTA	OR	DR	TOT	A	PF	ST	TO	BS	PTS
68 Nikola Bazum	F 33:00	4	8	1	2	0	0	3	2	5	0	3	1	0	1	0
12 LaMarcus Aldridge	F 40:20	7	14	0	1	0	0	2	4	6	0	1	2	3	1	14
21 Marcus Camby	C 33:08	4	8	0	0	3	4	3	8	12	2	4	1	2	0	11
7 Brandon Roy	O 39:52	8	22	0	3	4	4	1	2	3	7	2	0	1	1	20
24 Andre Miller	O 31:53	9	10	1	1	7	7	2	4	6	4	3	3	4	0	28
4 Jermil Boyles	11:43	1	3	0	0	2	2	0	0	0	2	1	0	0	0	4
6 Juwan Howard	21:34	3	6	0	0	0	0	0	1	1	0	4	1	0	0	6
23 Marshall Webster	13:12	1	4	0	1	0	0	0	1	1	0	2	1	1	0	2
5 Rudy Fernandez	14:18	0	0	0	0	0	0	0	0	0	0	1	0	1	0	0
33 Dante Cunningham	DND - Coach's Decision															
27 Travis Diener	DND - Coach's Decision															
31 Jeff Pendergast	DND - Coach's Decision															

TOTALS: 37 81 2 8 18 17 11 23 34 10 20 10 11 3 92
 PERCENTAGES: 45.7% 25.0% 84.1% TM REB: 8 TOT TO: 12 (17 PTS)

HOME: OKLAHOMA CITY THUNDER (44-25)

NO. PLAYER	MIN	FG	FGA	3P	3PA	FT	FTA	OR	DR	TOT	A	PF	ST	TO	BS	PTS
35 Kevin Durant	F 43:03	7	13	2	5	13	15	3	10	13	1	1	5	3	0	29
22 Jeff Green	F 39:57	8	14	1	4	1	2	2	3	5	2	6	2	4	0	14
12 Harold Kotto	O 18:40	3	5	0	0	1	2	1	3	0	1	0	0	0	0	7
2 Thabo Sefolosha	G 27:53	1	2	0	1	0	0	0	3	3	0	0	0	1	1	2
0 Russell Westbrook	G 31:04	5	14	0	1	2	2	0	0	3	8	4	2	3	0	12
4 Nick Collison	18:41	3	4	0	0	2	2	1	4	5	0	2	0	1	2	8
19 Jacque Harden	18:17	1	5	0	4	1	2	1	1	2	0	3	0	1	0	3
9 Serge Ibaka	27:24	5	6	0	0	0	0	1	4	5	0	3	0	1	4	10
6 Eric Maynor	10:56	1	2	0	0	0	0	0	0	2	2	2	3	0	1	0
7 Kevin Cole	DND - Coach's Decision															
36 Evan Thomas	DND - Coach's Decision															
5 Kyle Weaver	DND - Coach's Decision															

TOTALS: 32 70 3 15 20 23 13 20 41 13 23 5 16 10 87
 PERCENTAGES: 45.7% 20.0% 80.0% TM REB: 5 TOT TO: 17 (21 PTS)

SCORE BY PERIODS

	1	2	3	4	FINAL
Trail Blazers	30	20	24	18	92
Thunder	21	28	22	19	90

Inactive: Trail Blazers - Mils, Oden, Pryzbys; Thunder - Mulsano, White

Pts. In the Pl. Trail Blazers 40 (20/22), THUNDER 40 (20/22)

2nd Chance Pts. Trail Blazers 15 (8/13), THUNDER 15 (8/12)

FB Pts. Trail Blazers 10 (4/7), THUNDER 12 (4/7)

Biggest Lead: Trail Blazers 10, THUNDER 3
 Lead Changes: 6
 Times Tied: 7

NATIONAL BASKETBALL ASSOCIATION

4/1/2010 Pepsi Center, Denver, CO
 Officials: #10 Russ Cameron, #53 Michael Smith, #64 Elise Roe

OFFICIAL SCORERS REPORT
FINAL BOX

NATIONAL BASKETBALL ASSOCIATION

4/3/2010 ARCO Arena, Sacramento, CA
Officials: #48 Matt Boland, #55 Ed Kennedy, #75 Eric DallenOFFICIAL SCORER'S REPORT
FINAL BOXTime of Game: 2:15
Attendance: 12,075

VISITOR: Portland Trail Blazers (47-30)																	
NO.	PLAYER	MIN	FG	FGA	3P	3PA	FT	FTA	OR	DR	TOT	A	PF	ST	TO	BS	PTS
68	Nicolas Batum	F 29:41	8	11	5	8	4	4	0	2	2	1	2	2	0	3	21
12	Lakshmi Abirige	F 42:07	0	17	0	0	5	8	4	5	9	3	2	1	0	0	21
21	Marcus Camby	C 38:07	1	2	0	0	0	0	1	14	15	1	3	1	1	2	2
7	Brandon Roy	G 29:28	9	14	1	4	7	8	1	3	4	0	2	0	3	1	24
24	Andre Miller	G 32:23	9	15	0	1	5	0	1	1	2	4	1	1	1	0	23
4	Jerry Boyles	13:47	1	3	1	3	0	0	0	1	1	2	3	0	3	0	3
33	Dante Cunningham	15:48	2	4	0	0	0	0	0	1	1	0	4	2	2	1	4
5	Rudy Fernandez	18:31	0	5	0	3	0	0	0	1	2	3	1	0	0	0	0
23	Marcel Webster	9:33	0	2	0	1	0	0	0	1	1	0	0	0	1	0	0
27	Trevin Dierker	DNP - Coach's Decision															
8	Patrick McClellan	DNP - Coach's Decision															
31	Jeff Pendergraph	DNP - Coach's Decision															
TOTALS:		35	73	7	20	21	24	8	30	33	13	17	7	11	7	9	60
PERCENTAGES:			47.0%	33.0%		87.5%											TOT TO: 11 (12 PTS)

HOME: SACRAMENTO KINGS (24-53)																	
NO.	PLAYER	MIN	FG	FGA	3P	3PA	FT	FTA	OR	DR	TOT	A	PF	ST	TO	BS	PTS
5	Andreas Madsen	F 29:55	3	9	2	6	4	4	0	4	4	2	3	0	0	0	12
24	Carl Landry	P 32:28	5	11	0	0	4	8	0	3	9	1	3	0	2	0	14
34	Jason Thompson	C 33:15	9	12	0	0	2	1	3	4	1	4	1	1	1	1	18
13	Tyrone Evans	G 34:18	2	12	1	3	1	3	2	3	5	3	1	4	0	0	6
19	Beno Udrih	G 40:57	10	10	1	3	1	2	1	8	7	8	2	3	4	1	22
22	Dorcas Greene	13:14	1	5	0	2	0	0	0	0	0	1	3	0	0	0	2
18	Orlando Cephus	22:39	5	9	1	5	2	3	0	4	4	1	2	0	2	0	13
40	Jon Brockman	2:41	0	0	0	0	0	0	0	0	0	0	0	1	0	0	0
3	Ime Udoka	10:12	0	1	0	0	0	0	0	1	4	5	1	3	0	1	0
42	Sean May	3:23	0	1	0	0	0	0	0	0	0	0	0	0	0	0	0
32	Francisco Garcia	DNP - Coach's Decision															
7	Dominic McGuire	DNP - Coach's Decision															
TOTALS:		35	73	7	20	21	24	8	30	33	13	17	7	11	7	9	60
PERCENTAGES:			43.1%	29.4%		60.0%											TOT TO: 15 (12 PTS)

SCORE BY PERIODS		1	2	3	4	FINAL
Trail Blazers		22	18	24	28	92
KINGS		12	24	20	16	72

Inactive: Trail Blazers - Howard, Oden, Pryor; Kings - Howard

Technical Fouls - Individual

Trail Blazers (1): Camby 3:53 3rd

KINGS: NONE

Pts. In the Pt. Trail Blazers 30 (15/28), KINGS 25 (14/30)

2nd Chance Pts. Trail Blazers 7 (2/5), KINGS 12 (4/2)

FB Pts. Trail Blazers 5 (2/3), KINGS 11 (4/5)

Biggest Lead Trail Blazers 11, KINGS 3

Lead Changes 10

Times Tied 10

NATIONAL BASKETBALL ASSOCIATION

4/1/2010 Rose Garden, Portland, OR
Officials: #41 Ken Mauer, #60 David Guthrie, #65 Sean WrightOFFICIAL SCORER'S REPORT
FINAL BOXTime of Game: 2:23
Attendance: 20,850 (Soldout)

VISITOR: Dallas Mavericks (52-27)												Away: 20,830 (Seaside)						
NO.	PLAYER	MIN	FG	FGA	3P	3PA	FT	FTA	OR	DR	TOT	A	PF	ST	TO	BS	PTS	
92	DeShawn Stevenson	F 18:43	0	1	0	1	0	0	0	2	2	0	4	0	0	0	0	
11	Dirk Nowitzki	F 42:14	11	24	1	2	17	2	8	10	0	2	1	8	0	0	43	
25	Erick Dampier	C 17:45	1	2	0	0	0	0	2	2	4	0	1	0	1	1	2	
4	Cason Dooler	G 38:28	9	18	2	7	4	4	3	4	7	2	6	2	3	0	18	
2	Jason Kidd	G 41:24	1	8	0	3	0	0	1	11	12	6	1	3	4	0	18	
31	Jason Terry	30:27	3	9	1	3	5	8	0	2	2	2	2	1	0	1	12	
30	Dwight Howard	25:29	1	4	0	0	4	6	3	1	4	0	1	0	0	1	8	
14	Eduardo Najera	10:22	1	2	1	2	0	0	0	0	0	0	1	0	0	3	3	
10	Joel Juan Daise	10:50	0	5	0	2	0	0	0	2	2	1	2	1	1	0	0	
3	Rodrigue Beaublanc	DNP - Coach's Decision																
13	Meti Culver	DNP - Coach's Decision																
0	Shawn Marion	DND-left oblique strain																
TOTALS:			24	71	3	20	30	35	11	32	43	11	19	8	12	4	89	
PERCENTAGES:			38.6%	25.0%		85.7%											TOT TO: 13 (12 PTS)	

HOME: PORTLAND TRAIL BLAZERS (40-31)																	
NO.	PLAYER	MIN	FG	FGA	3P	3PA	FT	FTA	OR	DR	TOT	A	PF	ST	TO	BS	PTS
68	Nicolas Batum	F 27:50	3	9	1	7	0	0	1	2	3	0	5	2	1	0	7
12	Lakshmi Abirige	F 41:45	0	20	0	0	9	11	2	3	5	2	3	1	2	3	0
21	Marcus Camby	C 38:03	1	4	0	0	0	0	1	17	10	2	3	0	1	2	2
7	Brandon Roy	G 41:15	4	14	0	4	5	9	4	4	8	6	2	1	2	1	13
24	Andre Miller	G 25:25	2	12	0	2	2	3	1	1	2	4	1	1	1	0	6
5	Rudy Fernandez	22:39	4	7	3	4	0	0	1	3	4	0	2	1	1	1	11
4	Jerry Boyles	20:04	3	9	1	2	0	0	2	2	2	1	0	2	0	7	
6	Jason Howard	18:12	2	3	0	0	0	0	1	2	3	0	2	0	4	0	4
23	Marcel Webster	7:23	0	0	0	0	0	0	0	0	0	0	1	0	0	0	0
33	Dante Cunningham	DNP - Coach's Decision															
27	Trevin Dierker	DNP - Coach's Decision															
31	Jeff Pendergraph	DNP - Coach's Decision															
TOTALS:			28	77	5	19	18	23	11	34	45	10	22	6	14	7	77
PERCENTAGES:			36.4%	28.3%		69.0%											TOT TO: 15 (18 PTS)

SCORE BY PERIODS		1	2	3	4	FINAL
Trail Blazers		23	19	18	25	85
MAVERICKS		18	21	20	18	77

Inactive: Mavericks - Thomas Trail Blazers - McN, Oden, Pryor

Technical Fouls - Individual

Mavericks: NONE

Trail Blazers (4): Howard 1:07 1st, Fernandez 11:48 2nd, Miller 4:16 4th, McMan 3:45 4th

Technical Fouls - Defensive Three Second

Mavericks (1): 5:17 2nd

Trail Blazers: NONE

Pts. In the Pt. Mavericks 15 (8/25), TRAIL BLAZERS 35 (15/28)

2nd Chance Pts. Mavericks 5 (1/5), TRAIL BLAZERS 7 (3/7)

FB Pts. Mavericks 10 (3/3), TRAIL BLAZERS 13 (5/5)

Biggest Lead Mavericks 10, TRAIL BLAZERS 0

Lead Changes 11

Times Tied 3

NATIONAL BASKETBALL ASSOCIATION

4/7/2010 STAPLES Center, Los Angeles, CA
Officials: #10 Ron Garmon, #28 Torrey Munn, Jr., #47 Bernice AdamsOFFICIAL SCORER'S REPORT
FINAL BOXTime of Game: 2:01
Attendance: 15,700

VISITOR: Portland Trail Blazers (40-30)																	
NO.	PLAYER	MIN	FG	FGA	3P	3PA	FT	FTA	OR	DR	TOT	A	PF	ST	TO	BS	PTS
68	Nicolas Batum	F 35:40	5	8	1	3	0	1	0	4	4	2	4	2	1	2	11
12	Lakshmi Abirige	F 42:14	12	28	0	0	0	3	4	7	5	12	5	1	1	0	27
21	Marcus Camby	C 28:43	1	5	0	0	0	0	1	6	9	2	2	1	0	1	2
7	Brandon Roy	G 30:40	10	17	1	3	2	3	0	3	3	0	2	1	1	0	23
24	Andre Miller	G 33:21	5	9	0	0	3	4	0	4	4	4	4	4	4	5	13
5	Rudy Fernandez	18:25	0	1	0	1	0	0	0	0	0	0	2	0	1	2	0
6	Jason Howard	22:52	5	8	0	0	0	0	0	2	3	6	0	3	0	1	10
4	Jerry Boyles	11:28	1	3	0	0	1	1	0	0	0	1	1	1	0	0	3
23	Marcel Webster	11:20	2	4	0	0	0	0	1	2	3	1	3	0	2	0	4
31	Jeff Pendergraph	3:11	0	0	0	0	0	0	0	0	0	0	0	0	0	0	0
33	Dante Cunningham	DNP - Coach's Decision															
27	Trevin Dierker	DNP - Coach's Decision															
TOTALS:		41	81	2	7	9	13	11	20	40	23	17	10	13	4	6	90
PERCENTAGES:			60.0%	28.6%		62.2%											TOT TO: 14 (22 PTS)

HOME: LOS ANGELES CLIPPERS (27-51)																	
NO	PLAYER	MIN	FG	FGA	3P	3PA	FT	FTA	OR	DR	TOT	A	PF	ST	TO	BS	PTS
46	Russell Buford	F 33:20	6	11	2	6	0	0	2	1	3	1	2	2	3	2	14
0	Drew Gooden	F 30:48	5	11	0	0	0	0	1	4	5	0	1	0	2	0	10
35	Chris Kaman	C 29:37	7	14	0	0	2	2	5	8	1	1	1	0	1	0	14
10	Eric Gordon	F 34:00	4	9	1	1	0	0	0	3	3	2	1	1	3	1	9
1	Baron Davis	G 35:50	5	14	0	4	1	2	0	1	1	8	0	3	1	0	11
9	DeAndre Jordan	23:36	4	6	0	0	0	0	2	9	11	2	1	0	1	1	8
2	Steve Blake	23:05	6	10	2	5	0	0	1	1	6	2	1	3	1	1	14
23	Manny DelCone	4:51	0	1	0	0	0	0	0	0	1	0	0	1	0	0	0
5	Craig Smith	11:23	1	1	0	0	0	0	1	2	3	3	0	0	0	0	5
20	Steve Mvalik	0:13	0	0	0	0	0	0	0	0	0	0	0	0	0	0	0
14	Dobey Cowen	DNP - Coach's Decision															
8	Brian Skinner	DNP - Coach's Decision															
TOTAL:		38	77	5	15	4	8	0	8	28	34	24	11	7	15	5	85
PERCENTAGES:		49.4%	30.3%	50.0%													
		TM REB: 8 TOT TO: 15 (18 PTS)															

NATIONAL BASKETBALL ASSOCIATION

4/12/2010 Rose Garden, Portland, OR
Officials: #14 Joe DeRosa, #40 Leon Wood, #46 Joe ForteOFFICIAL SCORERS REPORT
FINAL BOXTime of Game: 2:29
Attendance: 20,631 (Selling)

VISITOR: Oklahoma City Thunder (40-32)

NO.	PLAYER	MIN	FG	FGA	3P	3PA	FT	FTA	OR	DR	TOT	A	PF	ST	TO	BS	PTS
33	Kevin Durant	F 32:50	8	20	4	8	10	10	1	4	5	4	4	0	3	0	30
22	Jeff Green	F 42:23	8	12	2	7	3	5	0	3	3	0	2	2	3	1	17
4	Kirk Cousins	C 20:28	2	2	0	0	2	2	0	0	0	0	5	0	1	1	6
2	Thabo Sefolosha	G 33:51	1	1	0	0	2	4	1	7	8	2	1	1	0	0	4
0	Russell Westbrook	G 30:58	5	14	0	1	1	1	2	3	7	0	3	0	5	0	11
9	Sergei Karlov	27:10	2	5	0	0	4	5	2	4	6	0	6	0	1	1	6
13	Jamareo Morgan	23:08	6	0	1	2	1	2	1	3	4	0	2	1	1	0	12
6	Eric Maynor	17:04	1	2	0	0	5	7	1	1	2	5	2	1	1	0	7
12	Nenad Krstic	DND - fight knee concussion															
7	Kevin O'Leary	DNP - Coach's Decision															
36	Elton Thomas	DNP - Coach's Decision															
3	DJ White	DNP - Coach's Decision															

TOTALS: 30 64 7 10 26 38 8 27 33 11 25 5 13 3 05
 PERCENTAGES: 46.9% 38.9% 77.8% TM REB: 6 TOT TO: 10 (27 PTS)

HOME: PORTLAND TRAIL BLAZERS (50-31)

NO.	PLAYER	MIN	FG	FGA	3P	3PA	FT	FTA	OR	DR	TOT	A	PF	ST	TO	BS	PTS
68	Nikola Pekovic	F 32:58	3	9	0	2	2	3	2	3	5	3	5	1	0	0	12
12	Lamarus Albritton	F 33:32	8	13	0	0	3	4	1	4	5	4	3	1	0	0	15
21	Marqus Camby	C 38:11	12	18	0	0	0	8	3	8	13	3	4	1	0	1	30
5	Rudy Fernandez	G 32:49	2	8	2	0	3	4	0	4	4	2	2	0	0	0	9
24	Andre Miller	G 34:24	0	10	0	2	4	5	0	4	4	7	1	4	3	0	22
6	Juan Howard	18:26	2	7	0	0	0	0	0	0	0	0	2	0	2	1	4
4	Jerryd Bayless	18:24	1	0	0	0	0	0	2	2	1	2	0	1	0	0	2
23	Marion Webster	29:42	3	8	1	2	2	3	0	0	0	0	4	0	0	1	9
33	Dante Cunningham	5:24	0	1	0	0	0	0	0	0	0	0	0	0	0	0	0
27	Traevon Daniels	DNP - Coach's Decision															
8	Patrick Mills	DNP - Coach's Decision															
31	Jeff Pendergast	DNP - Coach's Decision															

TOTALS: 40 80 3 15 20 27 8 27 33 20 23 7 0 3 103
 PERCENTAGES: 50.0% 20.0% 74.1% TM REB: 14 TOT TO: 8 (10 PTS)

SCORE BY PERIODS	1	2	3	4	FINAL
Thunder	28	23	20	24	95
Trail Blazers	22	21	30	30	103

Inactive: Thunder - Mullins, Shuler, Weaver Trail Blazers - Oden, Pryor, Roy

Technical Fouls - Individual

Thunder: NONE

Trail Blazers (1): Camby 6:10 3rd

Flagrant Fouls

Thunder (1): 2:43 4th Collins-FLG1

Trail Blazers: NONE

Pts. In the Pt. Thunder 40 (20/32), TRAIL BLAZERS 80 (20/45) Biggest Lead Thunder 12, TRAIL BLAZERS 12

2nd Chance Pts. Thunder 4 (1/5), TRAIL BLAZERS 16 (7/8) Lead Changes 10

FB Pts. Thunder 13 (4/5), TRAIL BLAZERS 18 (8/7) Times Tied 10

NATIONAL BASKETBALL ASSOCIATION

4/14/2010 Rose Garden, Portland, OR
Officials: #11 Phil Robinson, #32 Eddie F. Rush, #47 Dennis AdamsOFFICIAL SCORERS REPORT
FINAL BOXTime of Game: 2:18
Attendance: 20,432 (Selling)

VISITOR: Golden State Warriors (20-40)

NO.	PLAYER	MIN	FG	FGA	3P	3PA	FT	FTA	OR	DR	TOT	A	PF	ST	TO	BS	PTS
53	Reggie Miller	F 40:00	4	13	0	3	3	4	1	3	4	4	3	1	2	1	11
44	Anthony Davis	F 40:00	7	12	0	1	8	9	4	11	15	3	4	1	1	1	19
31	Chris Hunter	C 5:27	0	2	0	0	0	0	0	0	0	1	1	0	0	1	0
8	Monte Ellis	G 43:00	14	24	4	8	2	6	0	4	4	3	3	2	0	0	34
30	Stephen Curry	G 43:00	13	25	4	8	12	12	3	6	9	8	0	2	2	1	42
19	Dwain Frazier	42:17	8	15	4	10	0	0	1	7	8	3	6	4	1	0	18
21	Ronny Turley	00:07	0	0	0	0	0	0	0	0	0	0	0	1	0	0	0
12	Anthony Morrow	00:00	0	0	0	0	0	0	0	0	0	0	0	0	0	0	0
50	Corey Maggette	NWT - sprained finger															
77	Vladimir Radmanovic	NWT - sore right Achilles															
4	Anthony Randolph	NWT - sprained left ankle															
23	CJ Watson	NWT - rib fracture															

TOTALS: 44 88 12 30 22 31 9 31 40 22 18 10 7 4 122
 PERCENTAGES: 50.0% 48.0% 71.0% TM REB: 10 TOT TO: 8 (3 PTS)

HOME: PORTLAND TRAIL BLAZERS (50-32)

NO.	PLAYER	MIN	FG	FGA	3P	3PA	FT	FTA	OR	DR	TOT	A	PF	ST	TO	BS	PTS
68	Nikola Pekovic	F 33:51	5	12	2	8	0	2	1	11	12	3	0	0	1	0	12
33	Dante Cunningham	F 28:37	8	11	0	0	1	1	3	8	11	1	2	0	1	1	13
6	Juan Howard	C 10:30	5	7	0	0	3	4	0	4	4	0	3	0	2	0	13
5	Rudy Fernandez	G 30:34	3	8	2	7	0	0	1	1	2	9	0	1	0	0	8
24	Andre Miller	G 30:07	1	1	0	0	4	4	1	1	2	2	0	0	1	0	6
23	Marion Webster	31:23	5	9	2	3	6	7	1	3	4	3	3	0	2	0	18
4	Jerryd Bayless	29:57	4	13	2	5	2	2	0	2	2	9	5	0	3	0	12
31	Jeff Pendergast	29:02	11	15	0	0	1	1	2	2	4	1	3	2	1	1	23
27	Traevon Daniels	18:17	0	2	0	2	0	0	0	1	1	2	1	1	0	0	0
8	Patrick Mills	13:05	4	8	2	3	1	3	0	1	1	2	4	0	2	0	11
12	Lamarus Albritton	DNP - Coach's Decision															
21	Marqus Camby	DNP - Coach's Decision															

TOTALS: 44 87 10 26 18 24 9 34 43 32 21 3 14 2 118
 PERCENTAGES: 50.0% 38.5% 75.0% TM REB: 9 TOT TO: 14 (23 PTS)

SCORE BY PERIODS	1	2	3	4	FINAL
Warriors	33	27	23	37	120
Trail Blazers	33	25	33	23	118

Inactive: Warriors - Aronoff, Badjura, Wright Trail Blazers - Oden, Pryor, Roy

Technical Fouls - Team


Warriors (1): 3:23 4th 20 4th Technical

Trail Blazers: NONE

Pts. In the Pt. Warriors 40 (20/32), TRAIL BLAZERS 42 (21/36) Biggest Lead Warriors 8, TRAIL BLAZERS 0

2nd Chance Pts. Warriors 2 (1/7), TRAIL BLAZERS 17 (5/10) Lead Changes 19

FB Pts. Warriors 13 (5/5), TRAIL BLAZERS 9 (4/4) Times Tied 15



2010 NBA Playoffs



FIRST ROUND OPPONENT

SEASON SERIES HISTORY

REGULAR SEASON, ALL TIME: Suns lead, 108-86
 IN PORTLAND: Trail Blazers lead, 58-40
 IN PHOENIX: Suns lead, 68-28
 PLAYOFFS, ALL-TIME: Trail Blazers lead, 14-11
 IN PORTLAND: Trail Blazers lead, 10-3
 IN PHOENIX: Suns lead, 8-4



VS.



SEASON SERIES NOTES

- The Trail Blazers won this season's series, 2-1. All three games were decided by seven points or fewer. It was the first season series Portland has won against Phoenix since 1999-2000.
- Before losing, 93-87, in Phoenix on March 21, Portland had won four straight games in the series for the first time since a four-game win streak March 25-Dec. 5, 1999.
- The winning team has scored 100-plus points in 20 of the last 22 games in the series.
- In three 2009-10 series games between the teams, Portland shot 46.1% from the field and 32.6% from three-point range, while Phoenix shot 44.6% and 37.9%, respectively. The Trail Blazers averaged 100.0 points, 40.3 rebounds and 18.7 assists in these games while the Suns averaged 98.7 points, 39.7 rebounds and 19.7 assists.
- The Suns committed 41 turnovers in the three head-to-head matchups to the Blazers' 26 (averages of 13.7 and 8.7 per game, respectively).
- Playing without an injured **Brandon Roy**, the Trail Blazers won in Phoenix, 108-101, on Feb. 10 for the first time since Feb. 4, 2004, snapping a nine-game road losing streak in the series.
- **LaMarcus Aldridge** and **Andre Miller** were the only two Trail Blazers to start all three meetings between the teams.

PLAYOFF SERIES NOTES

- Portland and Phoenix have met in the playoffs six times previously, with each team winning three series.
- Phoenix has won three of the four first round matchups between the two teams and holds an 8-6 edge in first round games overall.
- All three Trail Blazers series wins came with Portland as a higher seed (1990, 1992, 1999).
- The Suns won both series in which they held a higher seed (1979, 1995) and upset the Trail Blazers as a lower seed once (1994).
- The most recent playoff series between the teams was a 3-0 Trail Blazers sweep over the Suns in the first round of the 1999 NBA Playoffs. Portland won each game by at least 10 points before advancing to play Utah en route to the Western Conference Finals.

CONNECTIONS

- **Rudy Fernandez** was acquired by Portland from Phoenix along with **James Jones** for cash considerations on July 11, 2007.
- Trail Blazers forward **Jeff Pendergraph** attended Arizona State before being selected with the 31st pick in the 2009 NBA Draft.
- Phoenix center **Channing Frye** spent two seasons in a Trail Blazers uniform from 2007-09, averaging 5.6 points (46.4% FG), 3.5 rebounds and 14.8 minutes in 141 games. He attended the same college (Arizona) and high school (St. Mary's, Phoenix) as **Jerryd Bayless**.
- Suns center **Jarron Collins** participated in Portland's 2009 training camp and preseason before being waived on Oct. 22.

Portland 105, Phoenix 102 December 17 at Portland

The Trail Blazers rallied from 13 points down in the fourth quarter to stun the Suns with a 105-102 win at the Rose Garden ... **Jerryd Bayless** scored 16 (5-7 FG, 2-3 3-PT) of his career-high 29 points (9-15 FG) in a fourth quarter that saw Portland outscore Phoenix, 35-21 ... **Brandon Roy** counted 27 points and eight rebounds, and **LaMarcus Aldridge** and **Martell Webster** totaled 15 points and seven rebounds apiece ... Portland held a 41-36 advantage in rebounding, including 14-5 in the final period ... The Trail Blazers gained nine points at the foul line, making 25 free throws to 16 for the Suns ... Both teams made 10 three-pointers in the game ... Portland used a 16-2 run to take its largest lead of the game, 102-94, with 1:47 left to play ... Phoenix led by as many as 15 points in the game ... The Suns were led by 27 points and 11 rebounds from **Amar'e Stoudemire** ... **Grant Hill** scored 20 points, **Channing Frye** netted 17, and **Steve Nash** totaled 16 points and a game-best 13 assists.

Portland 108, Phoenix 101 February 10 at Phoenix

The Trail Blazers made their first seven shots from the floor to jump out in front of the Suns, never trailing in winning, 108-101, in Phoenix for the first time since 2004 ... Portland shot 58.4% (45-77) from the field, including a sparkling 71.1% (27-38) in a first half that saw the visitors stake a 60-44 advantage ... Portland led by as many as 22 points late in the third quarter ... Three Trail Blazers scored 20 or more points, led by **LaMarcus Aldridge's** 22 (11-17 FG) ... **Steve Blake** added a game-high 12 assists to his 20 points (7-12 FG), and **Andre Miller** racked up 20 points (8-15 FG), a team-high seven rebounds and a career-high tying three blocked shots ... The Trail Blazers blocked eight shots overall, compared to just one by the Suns ... Phoenix carried a 48-30 advantage in points in the paint and outscored Portland, 20-5, in second-chance points ... **Amar'e Stoudemire** led all players with 24 points (9-14 FG) and nine rebounds, and **Steve Nash** tallied 15 points (6-16 FG) and 11 assists.

Phoenix 93, Portland 87 March 21 at Phoenix

The Trail Blazers took a four-point lead into the fourth quarter, but the Suns won the period, 29-19, to snatch a 93-87 victory in Phoenix ... The Suns hit nine of 15 (60.0%) shots from the field in the decisive final period, while the Trail Blazers managed to make only five of 21 (23.8%) shot attempts, including one-for-nine (11.1%) from downtown ... Portland made just two of 17 (11.8%) three-point tries overall ... Neither team shot better than 40.0% from the field in the game (Portland, 36.4%; Phoenix, 38.8%) ... **Brandon Roy** led all scorers with 23 points but shot just 8-for-25 (32.0%) from the floor ... **Andre Miller** totaled 22 points and a game-high nine assists, and **Marcus Camby** led all players with 16 rebounds, including 10 in the first quarter, and five blocked shots ... The Trail Blazers turned the ball over just four times, one more than a franchise low ... **Amar'e Stoudemire** led the Suns with 18 points and 14 rebounds ... The game featured 14 ties and 14 lead changes.



PHOENIX SUNS (54-28)

PORTLAND vs. PHOENIX (2-1)

PLAYER	G	GS	MIN	-FIELD GOALS-			-3-POINT FG--			-FREE THROWS-			--REBOUNDS--			PF	DQ	STL	TO	BLK	PTS	AVG	HI	
				FG	FGA	PCT	FG	FGA	PCT	FT	FTA	PCT	OFF	DEF	TOT									AST
Roy	2	2	87	17	47	.362	3	10	.300	13	19	.684	7	9	16	6	5	0	3	2	0	50	25.0	27
Aldridge	3	3	117	22	47	.468	0	0	---	9	12	.750	5	16	21	3	13	0	2	6	2	53	17.7	22
Blake	2	1	76	11	19	.579	6	12	.500	4	4	1.000	1	4	5	14	3	0	2	2	2	32	16.0	20
Miller	3	3	95	16	38	.421	0	7	.000	14	18	.778	3	7	10	19	7	0	3	5	3	46	15.3	22
Bayless	3	0	54	9	24	.375	2	3	.667	15	20	.750	1	3	4	5	4	0	0	2	0	35	11.7	29
Camby (POR)	1	1	35	3	6	.500	0	0	---	1	2	.500	5	11	16	1	2	0	1	0	5	7	7.0	7
Webster	3	2	82	11	19	.579	2	6	.333	1	1	1.000	3	9	12	2	3	0	5	2	3	25	8.3	15
Howard	3	1	54	9	17	.529	0	0	---	0	0	---	2	9	11	2	5	0	1	1	0	18	6.0	10
Batum	2	1	49	4	10	.400	2	8	.250	1	2	.500	1	5	6	2	8	1	2	0	0	11	5.5	8
Cunningham	3	0	29	7	10	.700	0	0	---	1	2	.500	1	5	6	1	5	0	2	0	2	15	5.0	13
Pendergraph	1	0	10	2	2	1.000	0	0	---	1	1	1.000	0	2	2	0	3	0	1	3	0	5	5.0	5
Przybilla	1	1	25	1	3	.333	0	0	---	1	2	.500	3	7	10	0	3	0	0	0	2	3	3.0	3
Fernandez	1	0	7	0	1	.000	0	0	---	0	0	---	0	2	2	1	4	0	0	2	0	0	0.0	0
TRAIL BLAZERS	3	-	720	112	243	.461	15	46	.326	61	83	.735	32	89	121	56	65	1	22	26	19	300	100.0	108

PHOENIX vs. PORTLAND (1-2)

PLAYER	G	GS	MIN	-FIELD GOALS-			-3-POINT FG--			-FREE THROWS-			--REBOUNDS--			PF	DQ	STL	TO	BLK	PTS	AVG	HI	
				FG	FGA	PCT	FG	FGA	PCT	FT	FTA	PCT	OFF	DEF	TOT									AST
Stoudemire	3	3	123	24	47	.511	0	0	---	21	26	.808	8	26	34	3	8	0	0	5	2	69	23.0	27
Nash	3	3	107	18	38	.474	5	14	.357	7	7	1.000	2	7	9	32	9	0	2	9	0	48	16.0	17
Richardson	2	2	67	11	27	.407	4	11	.364	3	3	1.000	1	10	11	3	4	0	1	1	1	29	14.5	16
Hill	3	3	104	17	36	.472	0	1	.000	9	13	.692	3	12	15	6	8	0	5	5	0	43	14.3	20
Frye	3	1	89	11	29	.379	8	18	.444	5	5	1.000	4	15	19	3	9	0	1	6	3	35	11.7	17
Dudley	3	0	90	12	27	.444	6	15	.400	1	2	.500	4	6	10	4	14	1	1	4	0	31	10.3	11
Dragic	3	1	52	7	19	.368	2	6	.333	6	7	.857	0	5	5	5	5	0	0	4	0	22	7.3	9
Lopez	2	2	41	5	10	.500	0	0	---	2	2	1.000	5	3	8	1	2	0	0	0	0	12	6.0	8
Barbosa	1	0	4	1	2	.500	0	1	.000	0	0	---	0	0	0	0	0	0	0	0	0	2	2.0	2
Tucker	1	0	9	1	1	1.000	0	0	---	0	0	---	0	0	0	0	3	0	0	1	0	2	2.0	2
Amundson	3	0	29	1	4	.250	0	0	---	1	2	.500	2	6	8	2	5	0	1	4	0	3	1.0	2
Clark	1	0	5	0	2	.000	0	0	---	0	0	---	0	0	0	0	0	0	0	0	0	0	0.0	0
SUNS	3	-	720	108	242	.446	25	66	.379	55	67	.821	29	90	119	59	67	1	11	41	6	296	98.7	102

2009-10 GAME SUMMARIES

Portland 105, Phoenix 102 — December 17, Rose Garden, Portland, Ore.

The Trail Blazers rallied from 13 points down in the fourth quarter to stun the Suns with a 105-102 win at the Rose Garden ... Jerryd Bayless scored 16 (5-7 FG, 2-3 3-PT) of his career-high 29 points (9-15 FG) in a fourth quarter that saw Portland outscore Phoenix, 35-21 ... Brandon Roy counted 27 points and eight rebounds, and LaMarcus Aldridge and Martell Webster totaled 15 points and seven rebounds apiece ... Portland held a 41-36 advantage in rebounding, including 14-5 in the final period ... The Trail Blazers gained nine points at the foul line, making 25 free throws to 16 for the Suns ... Both teams made 10 three-pointers in the game ... Portland used a 16-2 run to take its largest lead of the game, 102-94, with 1:47 left to play ... Phoenix led by as many as 15 points in the game ... The Suns were led by 27 points and 11 rebounds from Amar'e Stoudemire ... Grant Hill scored 20 points, Channing Frye netted 17, and Steve Nash totaled 16 points and a game-best 13 assists.

Portland 108, Phoenix 101 — February 10, US Airways Arena, Phoenix, Ariz.

The Trail Blazers made their first seven shots from the floor to jump out in front of the Suns, never trailing in winning, 108-101, in Phoenix for the first time since 2004 ... Portland shot 58.4% (45-77) from the field, including a sparkling 71.1% (27-38) in a first half that saw the visitors stake a 60-44 advantage ... Portland led by as many as 22 points late in the third quarter ... Three Trail Blazers scored 20 or more points, led by LaMarcus Aldridge's 22 (11-17 FG) ... Steve Blake added a game-high 12 assists to his 20 points (7-12 FG), and Andre Miller racked up 20 points (8-15 FG), a team-high seven rebounds and a career-high tying three blocked shots ... The Trail Blazers blocked eight shots overall, compared to just one by the Suns ... Phoenix carried a 48-30 advantage in points in the paint and outscored Portland, 20-5, in second-chance points ... Amar'e Stoudemire led all players with 24 points (9-14 FG) and nine rebounds, and Steve Nash tallied 15 points (6-16 FG) and 11 assists.

Phoenix 93, Portland 87 — March 21, US Airways Center, Phoenix, Ariz.

The Trail Blazers took a four-point lead into the fourth quarter, but the Suns won the period, 29-19, to snatch a 93-87 victory in Phoenix ... The Suns hit nine of 15 (60.0%) shots from the field in the decisive final period, while the Trail Blazers managed to make only five of 21 (23.8%) shot attempts, including one-for-nine (11.1%) from downtown ... Portland made just two of 17 (11.8%) three-point tries overall ... Neither team shot better than 40.0% from the field in the game (Portland, 36.4%; Phoenix, 38.8%) ... Brandon Roy led all scorers with 23 points but shot just 8-for-25 (32.0%) from the floor ... Andre Miller totaled 22 points and a game-high nine assists, and Marcus Camby led all players with 16 rebounds, including 10 in the first quarter, and five blocked shots ... The Trail Blazers turned the ball over just four times, one more than a franchise low ... Amar'e Stoudemire led the Suns with 18 points and 14 rebounds ... The game featured 14 ties and 14 lead changes.



DALLAS MAVERICKS (55-27)

PORTLAND vs. DALLAS (3-1)

PLAYER	G	GS	MIN	-FIELD GOALS-			-3-POINT FG--			-FREE THROWS-			--REBOUNDS--			AST	PF	DQ	STL	TO	BLK	PTS	AVG	HI
				FG	FGA	PCT	FG	FGA	PCT	FT	FTA	PCT	OFF	DEF	TOT									
Miller	4	4	123	34	65	.523	1	5	.200	20	23	.870	3	11	14	19	8	0	7	5	0	89	22.3	52
Aldridge	4	4	170	37	74	.500	0	0	---	13	20	.650	11	20	31	9	12	0	4	5	5	87	21.8	27
Roy	3	3	123	16	40	.400	1	8	.125	19	25	.760	5	10	15	19	4	0	5	6	3	52	17.3	23
Bayless	4	1	83	15	30	.500	2	6	.333	5	6	.833	0	7	7	6	7	0	2	7	0	37	9.3	17
Camby (POR)	2	2	68	9	17	.529	0	0	---	1	6	.167	5	24	29	3	4	0	1	2	4	19	9.5	17
Blake	2	0	53	6	17	.353	4	6	.667	0	0	---	0	4	4	7	7	0	2	2	0	16	8.0	10
Fernandez	3	0	67	6	16	.375	4	9	.444	5	5	1.000	1	7	8	0	7	0	1	2	1	21	7.0	11
Batum	3	2	78	6	19	.316	3	14	.214	2	2	1.000	1	6	7	3	11	0	3	3	2	17	5.7	8
Howard	4	1	106	10	23	.435	0	0	---	0	0	---	8	21	29	5	11	0	1	7	0	20	5.0	10
Webster	4	2	70	5	15	.333	1	5	.200	2	2	1.000	0	8	8	0	7	0	2	2	0	13	3.3	6
Pendergraph	2	0	16	2	4	.500	0	0	---	0	0	---	1	6	7	0	5	0	0	2	2	4	2.0	2
Przybilla	1	1	9	0	0	---	0	0	---	1	2	.500	1	4	5	0	1	0	0	0	1	1	1.0	1
Cunningham	2	0	16	0	1	.000	0	0	---	1	2	.500	1	0	1	0	1	0	0	0	2	1	0.5	1
Tolliver	1	0	3	0	1	.000	0	1	.000	0	0	---	0	1	1	0	0	0	0	0	0	0	0.0	0
TRAIL BLAZERS	4	-	985	146	322	.453	16	54	.296	69	93	.742	37	129	166	71	85	0	28	48	20	377	94.3	114

DALLAS vs. PORTLAND (1-3)

PLAYER	G	GS	MIN	-FIELD GOALS-			-3-POINT FG--			-FREE THROWS-			--REBOUNDS--			AST	PF	DQ	STL	TO	BLK	PTS	AVG	HI
				FG	FGA	PCT	FG	FGA	PCT	FT	FTA	PCT	OFF	DEF	TOT									
Nowitzki	4	4	170	35	69	.507	4	6	.667	36	38	.947	4	31	35	6	10	0	6	13	1	110	27.5	40
Butler (DAL)	2	2	74	17	35	.486	3	11	.273	6	7	.857	5	11	16	4	7	0	4	5	0	43	21.5	25
Howard	2	0	47	10	22	.455	1	1	1.000	4	5	.800	0	7	7	1	4	0	1	2	1	25	12.5	17
Terry	4	1	134	16	50	.320	7	19	.368	10	14	.714	1	9	10	13	8	0	2	4	1	49	12.3	18
Barea	4	1	85	14	36	.389	4	9	.444	5	5	1.000	0	10	10	15	8	0	2	5	0	37	9.3	22
Marion	3	3	83	13	30	.433	1	2	.500	0	0	---	1	13	14	0	7	0	0	5	1	27	9.0	15
Gooden	2	0	42	6	15	.400	0	0	---	1	2	.500	7	5	12	3	4	0	0	1	2	13	6.5	8
Kidd	4	4	157	9	29	.310	6	20	.300	2	2	1.000	6	23	29	29	6	0	5	8	3	26	6.5	11
Haywood (DAL)	2	0	61	5	13	.385	0	0	---	4	6	.667	5	7	12	0	5	0	1	3	5	14	7.0	8
Dampier	4	4	82	5	13	.385	0	1	.000	2	8	.250	10	13	23	3	6	0	0	3	4	12	3.0	8
Najera (DAL)	3	0	18	2	3	.667	2	3	.667	0	0	---	0	0	0	0	1	0	0	0	0	6	2.0	3
Beaubois	2	0	7	1	1	1.000	0	0	---	1	1	1.000	0	0	0	1	0	0	1	0	0	3	1.5	3
Stevenson (DAL)	2	1	18	0	2	.000	0	2	.000	0	0	---	0	2	2	0	4	0	0	0	0	0	0.0	0
Thomas	1	0	6	0	3	.000	0	1	.000	0	0	---	0	0	0	0	0	0	0	0	0	0	0.0	0
MAVERICKS	4	-	985	133	321	.414	28	75	.373	71	88	.807	39	131	170	75	70	0	22	53	18	365	91.3	112

2009-10 GAME SUMMARIES

Portland 85, Dallas 81 — December 22, American Airlines Center, Dallas, Texas

The Trail Blazers overcame a seven-point fourth quarter deficit with a 27-16 advantage in the final period in knocking off the Mavericks, 85-81, in Dallas ... Brandon Roy had 10 of his team-high 23 points in the final quarter. LaMarcus Aldridge totaled 19 points (9-16 FG) and 12 rebounds, and Juwan Howard scored a double-double with 10 points and 10 rebounds after replacing an injured Joel Przybilla in the first quarter ... After Portland led, 44-33, at halftime, Dallas outscored the visitors, 32-14, in the third quarter to take its largest lead of the game, 65-58 ... The Trail Blazers shot just 40.5% (32-79) from the field but limited the Mavericks to only 38.8% (31-80) shooting from the floor, including 4-for-16 (25.0%) in the fourth quarter ... Portland recorded nine steals compared to just three by Dallas, but the Mavericks gained an 11-4 edge in fastbreak scoring ... Dirk Nowitzki led all players with 27 points (10-13 FG) to go with nine rebounds, Jose Juan Barea scored 22 points, and Erick Dampier totaled eight points and a game-high 15 rebounds (six off.).

Portland 114, Dallas 112 (OT) — January 30, American Airlines Center, Dallas, Texas

Andre Miller's career-high 52 points (22-31 FG), tying the second-highest scoring mark in franchise history, powered the Trail Blazers to a 114-112 overtime win over the Mavericks in Dallas ... Miller scored 25 points (10-11 FG) in the fourth quarter and overtime alone ... Juwan Howard's jump shot with 44.9 seconds to play in the overtime session proved to be the game-winner ... LaMarcus Aldridge (21), Jerryd Bayless (17) and Steve Blake (10) each scored in double figures ... Portland shot 53.5% (46-86) from the field but recorded assists on just nine baskets ... The Trail Blazers carried a 60-46 advantage in points in the paint ... The Mavericks made seven of 14 three-point tries (50.0%) and finished 21-for-22 (95.5%) from the foul line ... Dirk Nowitzki led Dallas with 28 points (9-19 FG, 10-10 FT) and nine rebounds, and Jason Kidd totaled 10 points and a game-high 10 assists ... The game featured 20 ties and 13 lead changes, and neither team led by more than seven points.

Portland 101, Dallas 89 — March 25, Rose Garden, Portland, Ore.

The Mavericks scored the game's first six points, but the Trail Blazers countered with an 11-2 spurt and never again trailed in the game, posting a 101-89 win at the Rose Garden ... Portland ended the game on a 19-9 run after Dallas narrowed the gap to two at 82-80 with 9:37 to play in the game ... Three Trail Blazers notched double-doubles: LaMarcus Aldridge (team-high 20 points, 10 rebounds), Marcus Camby (17 points, game-high 11 rebounds) and Andre Miller (19 points, game-high 10 assists) ... Portland shot 50.0% (40-80) from the floor while holding Dallas to a 44.4% (36-81) shooting mark ... The Trail Blazers shot 17 more free throws than the Mavericks and gained 10 points at the foul line (18-8) ... Portland outscored Dallas on the fastbreak, 16-0, and in the paint, 44-34 ... Caron Butler led all scorers with 25 points (11-19 FG) to go with a Mavericks-high nine rebounds, while Dirk Nowitzki (5-13 FG) and Shawn Marion (7-12 FG) each added 15 points.

Dallas 83, Portland 77 — April 9, Rose Garden, Portland, Ore.

The Dallas Mavericks shot a Trail Blazers opponent season-low 33.8% (24-71) from the field but grinded out an 83-77 win at the Rose Garden ... Portland converted on just 36.4% (28-77) of its field goal attempts ... The Mavericks gained 14 points at the foul line by hitting 30 of 35 (85.7%) foul shots compared to a 16-for-23 free throw shooting night for the Trail Blazers ... Dirk Nowitzki led all scorers with 40 points, including a 17-for-17 mark from the charity stripe, and added 10 rebounds ... Caron Butler scored 18 points (6-16 FG), and Jason Kidd led Dallas with 12 rebounds ... LaMarcus Aldridge led the Trail Blazers with 27 points (9-20 FG, 9-11 FT), and Marcus Camby brought down a game-high 18 rebounds ... Portland outscored Dallas in the paint, 36-18 ... The Trail Blazers led by one entering the fourth quarter before the Mavericks used a 25-18 advantage in the final period to score the victory.



DENVER NUGGETS (53-29)

PORTLAND vs. DENVER (1-3)

PLAYER	G	GS	MIN	-FIELD GOALS-			-3-POINT FG--			-FREE THROWS-			--REBOUNDS--			AST	PF	DQ	STL	TO	BLK	PTS	AVG	HI
				FG	FGA	PCT	FG	FGA	PCT	FT	FTA	PCT	OFF	DEF	TOT									
Roy	4	4	154	28	69	.406	7	17	.412	34	37	.919	5	14	19	17	12	0	1	6	0	97	24.3	41
Miller	4	3	119	23	53	.434	0	3	.000	19	26	.731	1	4	5	16	11	0	2	5	0	65	16.3	24
Fernandez	3	0	66	12	26	.462	7	13	.538	8	8	1.000	3	6	9	3	1	0	2	2	0	39	13.0	22
Aldridge	4	4	163	22	54	.407	0	0	---	7	10	.700	10	24	34	10	14	0	3	4	7	51	12.8	16
Bayless	3	0	61	8	20	.400	3	6	.500	13	18	.722	0	3	3	15	6	0	0	7	0	32	10.7	24
Webster	4	2	99	15	31	.484	7	12	.583	5	8	.625	2	13	15	3	14	1	3	5	4	42	10.5	17
Blake	2	1	41	6	11	.545	5	9	.556	0	0	---	0	2	2	4	5	0	1	2	0	17	8.5	17
Camby (POR)	1	1	33	6	7	.857	0	0	---	0	0	---	2	6	8	2	5	0	1	0	2	12	12.0	12
Oden	1	1	22	2	5	.400	0	0	---	2	4	.500	5	4	9	1	5	0	1	1	2	6	6.0	6
Howard	4	2	99	8	16	.500	0	0	---	3	6	.500	8	14	22	10	11	0	2	3	2	19	4.8	8
Outlaw	1	0	16	1	8	.125	0	1	.000	2	2	1.000	3	4	7	0	2	0	0	1	0	4	4.0	4
Cunningham	2	0	14	2	3	.667	0	0	---	3	4	.750	2	1	3	0	4	0	0	0	0	7	3.5	5
Batum	2	2	34	2	11	.182	0	4	.000	0	0	---	2	4	6	2	6	0	0	2	1	4	2.0	4
Przybilla	1	0	12	1	3	.333	0	0	---	0	0	---	2	4	6	0	5	0	0	0	0	2	2.0	2
Pendergraph	3	0	26	0	1	.000	0	0	---	2	2	1.000	3	4	7	0	4	0	0	0	0	2	0.7	2
Dianer (POR)	1	0	2	0	1	.000	0	0	---	0	0	---	0	0	0	0	0	0	0	0	0	0	0.0	0
TRAIL BLAZERS	4	-	960	136	319	.426	29	65	.446	98	125	.784	48	107	155	83	105	1	16	39	18	399	99.8	107

DENVER vs. PORTLAND (3-1)

PLAYER	G	GS	MIN	-FIELD GOALS-			-3-POINT FG--			-FREE THROWS-			--REBOUNDS--			AST	PF	DQ	STL	TO	BLK	PTS	AVG	HI
				FG	FGA	PCT	FG	FGA	PCT	FT	FTA	PCT	OFF	DEF	TOT									
Anthony	4	4	152	43	84	.512	2	9	.222	40	46	.870	7	15	22	14	17	0	2	16	0	128	32.0	41
Smith	3	0	90	23	53	.434	8	24	.333	3	3	1.000	1	8	9	10	6	0	4	3	0	57	19.0	21
Billups	4	4	137	22	48	.458	5	21	.238	25	28	.893	3	11	14	22	7	0	3	6	1	74	18.5	21
Hillario	4	4	143	19	36	.528	0	0	---	14	24	.583	6	20	26	8	15	1	3	2	8	52	13.0	21
Martin	2	2	78	9	15	.600	0	0	---	0	2	.000	6	13	19	2	8	1	3	2	1	18	9.0	11
Afflalo	4	3	88	11	21	.524	4	11	.364	2	5	.400	3	7	10	8	14	0	0	3	1	28	7.0	11
Petro	2	2	45	5	9	.556	0	0	---	2	2	1.000	0	12	12	2	9	0	0	2	0	12	6.0	11
Carter	4	1	74	7	11	.636	3	4	.750	2	2	1.000	0	5	5	11	6	0	2	3	0	19	4.8	11
Andersen	4	0	82	3	7	.429	0	0	---	9	14	.643	2	15	17	0	11	0	3	2	13	15	3.8	11
Lawson	3	0	43	4	10	.400	0	1	.000	3	4	.750	1	4	5	3	4	0	3	0	0	11	3.7	11
Graham	2	0	10	3	3	1.000	0	0	---	0	0	---	0	0	0	0	1	0	0	0	0	6	3.0	11
Allen	3	0	20	0	2	.000	0	0	---	0	0	---	1	2	3	0	2	0	0	1	0	0	0.0	11
NUGGETS	4	-	960	149	299	.498	22	70	.314	100	130	.769	30	112	142	80	100	2	23	40	24	420	105.0	111

2009-10 GAME SUMMARIES

Denver 97, Portland 94 — October 29, Rose Garden, Portland, Ore.

Carmelo Anthony netted 41 points (11-21 FG, 18-19 FT), including 19 points in a fourth quarter that saw Denver outscore Portland, 35-27, to defeat the Trail Blazers, 97-94, in Portland ... Brandon Roy scored 30 points (6-16 FG, 16-18 FT) for the Trail Blazers, including 23 in the second half, to lead Portland ... Rudy Fernandez netted 16 of his 22 points (6-9 FG, 8-8 FT) in the fourth quarter ... Portland held a 12-0 offensive rebounding advantage at halftime, winning the category, 14-5, in the game ... The Trail Blazers outscored the Nuggets, 18-6 in second-chance points ... Portland shot just 34.6% (28-81) from the field and 26.3% (5-19) from downtown ... The Nuggets also made 28 field goals, but took 20 fewer shots (28-61, 45.9%) ... Anthony and Chauncey Billups, who scored 22 points and led all players with six assists, combined to score 63 of Denver's 97 points (64.9%) ... Denver outscored Portland on the fastbreak, 9-3 ... Neither team led by more than eight points in the game, but there were only three lead changes.

Portland 107, Denver 96 — December 25, Rose Garden, Portland, Ore.

Brandon Roy put in 41 points (16-26 FG), including a career-high 25 in the first half, in leading the Trail Blazers to a 107-96 Christmas Day win over the Denver Nuggets at the Rose Garden ... Denver led by two points entering the final quarter, but Portland used a 33-20 edge in the final period to win going away ... Steve Blake scored 17 points off the bench, including 14 points in the fourth quarter on 4-for-6 three-point shooting ... LaMarcus Aldridge added 10 points and a team-best 13 rebounds, and Andre Miller contributed 14 points and eight assists ... Portland shot 52.6% (40-76) from the field, including 13-for-20 (65.0%) in the final quarter ... The Trail Blazers recorded 26 assists compared to only 14 by the Nuggets ... Denver gained a 23-13 edge in second-chance scoring, including an 11-0 margin in the first quarter ... The Nuggets led in the second quarter by as many as 10 points ... Carmelo Anthony led Denver with 32 points to go with nine rebounds, J.R. Smith netted 20 points off the bench, and Kenyon Martin totaled 12 points and a game-high 14 rebounds.

Denver 118, Portland 106 — March 7, Pepsi Center, Denver, Colo.

Carmelo Anthony led all scorers with 30 points (11-19 FG) in guiding the Nuggets past the Trail Blazers, 118-106, in Denver ... The Nuggets shot 67.6% (25-37) from the field in the first half in taking a 66-49 halftime advantage and finished with a 58.9% (43-73) shooting mark ... Portland shot 56.3% (9-16) from downtown but only 42.7% (35-82) overall ... The Nuggets led by as many as 21 points in the third quarter ... Jerryd Bayless led the Trail Blazers with 24 points (6-10 FG, 3-3 3-PT, 9-11 FT) to go with five assists, Andre Miller netted 19 points and Rudy Fernandez made all four of his three-point attempts in scoring 14 points ... Portland scored 17 second-chance points and gained a 13-4 advantage in offensive rebounding ... Denver earned a 42-26 edge in points in the paint and took a 23-14 margin in fastbreak scoring ... J.R. Smith (22 points) and Chauncey Billups (21 points) joined Anthony in giving the Nuggets three 20-point scorers.

Denver 109, Portland 92 — April 1, Pepsi Center, Denver, Colo.

The Trail Blazers narrowed their deficit against the Nuggets to one at halftime, but Denver controlled the second half, leading by as many as 19 points before winning, 109-92, at the Pepsi Center ... Portland scored the first five points after the break to take its largest lead of the game, 60-56, but Denver gained a 53-32 scoring margin the rest of the way ... Three Nuggets scored 20 points or more in leading the home team to victory: Carmelo Anthony (25), Nene (22) and Chauncey Billups (21) ... Andre Miller led five Trail Blazers in double figures with 24 points, while Martell Webster netted 17 points (6-9 FG) off the pine ... Denver shot 49.4% (41-83) from the floor on the night while Portland managed just 41.3% (33-80) shooting ... The Nuggets connected on only five of 22 (22.7%) three-point attempts ... Denver outscored Portland in the paint, 52-36, and on the fastbreak, 18-7.



LOS ANGELES LAKERS (57-25)

PORTLAND vs. L.A. LAKERS (2-1)

PLAYER	G	GS	MIN	-FIELD GOALS-			-3-POINT FG--			-FREE THROWS-			--REBOUNDS--			AST	PF	DQ	STL	TO	BLK	PTS	AVG	HI
				FG	FGA	PCT	FG	FGA	PCT	FT	FTA	PCT	OFF	DEF	TOT									
Roy	2	2	49	10	14	.714	1	2	.500	13	15	.867	0	5	5	7	3	0	1	0	0	34	17.0	32
Aldridge	3	3	120	20	45	.444	0	0	---	8	8	1.000	4	20	24	8	8	0	1	4	0	48	16.0	24
Miller	3	3	100	17	38	.447	1	1	1.000	11	12	.917	0	9	9	20	7	0	2	9	1	46	15.3	17
Bayless	3	1	57	12	22	.545	2	3	.667	16	20	.800	0	10	10	4	4	0	0	4	1	42	14.0	21
Webster	3	2	99	11	31	.355	4	18	.222	6	8	.750	4	9	13	3	10	0	1	2	0	32	10.7	16
Camby (POR)	1	1	37	5	8	.625	0	1	.000	0	0	---	7	10	17	0	2	0	0	2	4	10	10.0	10
Fernandez	2	0	61	5	12	.417	4	8	.500	2	2	1.000	1	3	4	7	3	0	0	2	0	16	8.0	9
Howard	3	2	78	10	18	.556	0	0	---	0	0	---	6	13	19	4	6	0	0	4	0	20	6.7	10
Batum	2	1	49	5	16	.313	3	9	.333	0	2	.000	0	5	5	0	4	0	1	1	2	13	6.5	8
Cunningham	3	0	39	6	11	.545	0	1	.000	3	4	.750	1	9	10	1	5	0	1	0	2	15	5.0	8
Blake	1	0	18	1	5	.200	1	5	.200	0	0	---	0	1	1	7	2	0	1	0	0	3	3.0	3
Mills	1	0	2	0	0	---	0	0	---	1	2	.500	0	0	0	0	0	0	0	0	0	1	1.0	1
Pendergraph	2	0	10	0	0	---	0	0	---	0	0	---	0	1	1	0	2	0	0	0	1	0	0.0	0
TRAIL BLAZERS	3	-	720	102	220	.464	16	48	.333	60	73	.822	23	95	118	61	56	0	8	29	11	280	93.3	107

L.A. LAKERS vs. PORTLAND (1-2)

PLAYER	G	GS	MIN	-FIELD GOALS-			-3-POINT FG--			-FREE THROWS-			--REBOUNDS--			AST	PF	DQ	STL	TO	BLK	PTS	AVG	HI
				FG	FGA	PCT	FG	FGA	PCT	FT	FTA	PCT	OFF	DEF	TOT									
Bryant	2	2	81	22	60	.367	5	14	.357	3	7	.429	3	8	11	9	5	0	0	6	1	52	26.0	32
Gasol	2	2	79	15	27	.556	0	1	.000	6	8	.750	7	13	20	8	6	0	2	2	4	36	18.0	23
Fisher	3	3	95	16	32	.500	7	13	.538	4	6	.667	0	4	4	10	8	0	3	3	1	43	14.3	15
Artest	3	3	105	17	31	.548	7	11	.636	0	0	---	4	6	10	12	5	0	2	6	0	41	13.7	21
Odom	3	3	122	19	33	.576	1	8	.125	2	3	.667	11	39	50	14	9	0	6	2	3	41	13.7	16
Brown	3	0	69	13	29	.448	1	7	.143	3	4	.750	1	4	5	2	7	0	1	1	1	30	10.0	19
Bynum	2	2	51	7	16	.438	0	0	---	2	4	.500	8	5	13	1	3	0	0	1	1	16	8.0	13
Farmar	3	0	45	6	20	.300	3	10	.300	0	2	.000	1	3	4	3	2	0	3	0	0	15	5.0	12
Vujacic	3	0	31	3	9	.333	0	4	.000	2	3	.667	2	2	4	1	5	0	1	1	0	8	2.7	5
Powell	2	0	22	1	5	.200	0	0	---	1	2	.500	2	3	5	0	2	0	0	2	0	3	1.5	2
Mbenga	2	0	14	0	1	.000	0	0	---	0	0	---	0	0	0	0	5	0	0	0	0	0	0.0	0
Walton	1	0	7	0	3	.000	0	1	.000	0	0	---	0	0	0	0	1	0	0	0	0	0	0.0	0
LAKERS	3	-	720	119	266	.447	24	69	.348	23	39	.590	39	87	126	60	58	0	18	24	11	285	95.0	99

2009-10 GAME SUMMARIES

Portland 107, L.A. Lakers 98 — January 8, Rose Garden, Portland, Ore.

Portland never trailed, building a lead as large as 20 points in the fourth quarter in defeating the Los Angeles Lakers, 107-98, at the Rose Garden ... The win marked Portland's ninth consecutive triumph against the Lakers in the Rose City ... Brandon Roy led the Trail Blazers with a game-high tying 32 points despite taking only 11 field goal attempts (made nine) ... Roy went 13-for-14 from the free throw stripe ... Jerryd Bayless scored 21 points (5-9 FG, 10-12 FT) off the bench, including a game-high tying 16 in the opening half ... Andre Miller added 17 points and a game-high tying seven assists ... Portland gained a 27-point edge from the foul line, converting on 32 of 39 attempts while the Lakers made five of 10 tries ... The Trail Blazers shot 50.7% (35-69) from the field while holding the Lakers to a 43.2% (41-95) mark ... L.A. carried a 17-10 offensive rebounding edge that led to a 30-7 advantage in second-chance points ... Kobe Bryant led the Lakers with 32 points (14-37 FG) and seven assists, Lamar Odom contributed 15 points (7-9 FG) and a game-high 13 rebounds, and Andrew Bynum totaled 13 points and 12 boards (seven off.).

L.A. Lakers 99, Portland 82 — February 6, Rose Garden, Portland, Ore.

The Los Angeles Lakers ended the first half on a 24-9 take to take a six-point lead into the break and never trailed again, winning 99-82, for the first time in 10 tries at the Rose Garden ... Portland took a 29-26 lead after the opening quarter, but were outscored, 73-53, the rest of the way ... The Lakers held a 47-30 rebounding edge and held the Trail Blazers to a franchise-low two offensive rebounds ... Los Angeles notched a 15-0 advantage in second-chance points ... The Lakers scored 48 points in the paint compared to just 22 points down low for the Trail Blazers ... Both teams turned the ball over 10 times, but the Lakers carried a 17-4 edge in points off turnovers ... LaMarcus Aldridge led four Trail Blazers in double figures with 16 points, Andre Miller totaled 14 points (5-8 FG) and six assists, Jerryd Bayless netted 13 points, and Juwan Howard finished with 10 points (5-7 FG) and a team-high seven rebounds ... Ron Artest led all players with 21 points (9-12 FG, 3-4 3-PT), and Lamar Odom grabbed a career-high tying 22 rebounds for the Lakers.

Portland 91, L.A. Lakers 88 — April 11, STAPLES Center, Los Angeles, Calif.

Martell Webster's three free throws with 3.1 seconds remaining proved to be the margin of victory after Pau Gasol missed a 3-point try at the buzzer, and the Trail Blazers knocked off the Lakers, 91-88, at STAPLES Center ... LaMarcus Aldridge led all scorers with 24 points and added 11 rebounds, Marcus Camby notched 10 points and a game-best 17 rebounds, Andre Miller totaled 15 points and a game-high seven assists, and Webster scored 16 points off the bench ... Portland shot 45.0% (36-80) from the field while limiting L.A. to 42.5% (37-87) shooting, including a 7-for-23 (30.4%) shooting display in the decisive fourth period ... Neither team led by double figures in the game, but the Lakers led after every quarter, including a two-point advantage entering the fourth quarter ... There were five ties and 11 lead changes, with nine lead changes coming in the second half ... Pau Gasol led the Lakers with 23 points to go with 12 boards, Lamar Odom posted 16 points and 15 rebounds, and Kobe Bryant scored 20 points (8-23 FG).



OKLA. CITY THUNDER (50-32)

PORTLAND vs. OKLAHOMA CITY (3-1)

PLAYER	G	GS	MIN	-FIELD GOALS-			-3-POINT FG--			-FREE THROWS--			--REBOUNDS--			AST	PF	DQ	STL	TO	BLK	PTS	AVG	HI
				FG	FGA	PCT	FG	FGA	PCT	FT	FTA	PCT	OFF	DEF	TOT									
Miller	4	3	119	28	53	.528	2	4	.500	16	17	.941	4	15	19	17	10	0	7	12	1	74	18.5	26
Roy	2	2	79	13	39	.333	1	8	.125	9	11	.818	1	5	6	12	4	0	1	2	1	36	18.0	20
Camby (POR)	2	2	70	16	22	.727	0	0	---	9	12	.750	8	17	25	5	8	0	2	2	1	41	20.5	30
Aldridge	4	4	129	20	42	.476	0	1	.000	10	12	.833	9	22	31	11	5	0	7	7	3	50	12.5	15
Oden	1	1	29	4	5	.800	0	0	---	4	4	1.000	2	8	10	1	4	0	0	3	1	12	12.0	12
Outlaw	1	0	32	4	10	.400	2	4	.500	2	4	.500	1	5	6	2	1	0	1	3	1	12	12.0	12
Batum	3	3	102	13	27	.481	2	8	.250	5	6	.833	5	9	14	4	13	0	3	2	2	33	11.0	12
Blake	2	1	55	6	14	.429	4	9	.444	2	2	1.000	3	4	7	6	7	0	1	2	0	18	9.0	18
Cunningham	2	0	26	7	13	.538	0	0	---	0	0	---	3	5	8	0	2	0	1	0	0	14	7.0	14
Webster	4	2	98	9	26	.346	3	12	.250	3	5	.600	1	5	6	1	11	0	5	5	2	24	6.0	10
Howard	4	1	75	9	21	.429	0	0	---	0	0	---	2	5	7	2	11	0	1	5	1	18	4.5	6
Bayless	3	0	43	4	16	.250	0	4	.000	3	4	.750	0	4	4	3	5	0	0	4	0	11	3.7	5
Fernandez	4	1	84	2	15	.133	2	14	.143	4	6	.667	0	7	7	6	3	0	3	3	0	10	2.5	9
Przybilla	1	0	17	1	4	.250	0	0	---	0	0	---	2	3	5	0	4	0	0	2	0	2	2.0	2
Pendergraph	1	0	3	0	0	---	0	0	---	0	0	---	0	1	1	0	1	0	0	1	0	0	0.0	0
TRAIL BLAZERS	4	-	960	136	307	.443	16	64	.250	67	83	.807	41	115	156	70	89	0	32	58	13	355	88.8	103

OKLAHOMA CITY vs. PORTLAND (1-3)

PLAYER	G	GS	MIN	-FIELD GOALS-			-3-POINT FG--			-FREE THROWS--			--REBOUNDS--			AST	PF	DQ	STL	TO	BLK	PTS	AVG	HI
				FG	FGA	PCT	FG	FGA	PCT	FT	FTA	PCT	OFF	DEF	TOT									
Durant	4	4	158	30	83	.361	8	20	.400	40	47	.851	7	27	34	6	12	0	3	11	5	108	27.0	33
Green	4	4	168	25	57	.439	5	22	.227	12	17	.706	6	16	22	3	15	1	9	13	3	67	16.8	19
Westbrook	4	4	126	20	49	.408	0	4	.000	14	17	.824	11	8	19	15	14	1	7	21	1	54	13.5	23
Harden	4	0	81	12	31	.387	5	14	.357	5	8	.625	3	9	12	4	8	0	4	3	1	34	8.5	13
Ibaka	3	0	73	9	15	.600	0	0	---	4	7	.571	3	13	16	0	13	1	1	2	9	22	7.3	10
Maynor (OKC)	3	0	50	3	7	.429	0	1	.000	7	9	.778	1	3	4	12	7	0	1	3	0	13	4.3	7
Collison	4	1	84	7	9	.778	0	0	---	6	6	1.000	2	10	12	0	11	0	2	3	4	20	5.0	8
Ollie	1	0	16	2	3	.667	0	0	---	0	0	---	0	0	0	0	1	0	0	0	0	4	4.0	4
Thomas	1	0	26	2	4	.500	0	0	---	0	0	---	3	6	9	0	3	0	0	0	1	4	4.0	4
Krstic	3	3	59	4	12	.333	0	1	.000	3	6	.500	7	4	11	0	4	0	1	1	1	11	3.7	7
Sefolosha	4	4	118	3	7	.429	0	1	.000	2	4	.500	1	16	17	6	6	0	4	3	1	8	2.0	4
THUNDER	4	-	960	117	277	.422	18	63	.286	93	121	.769	44	112	156	46	94	3	32	65	26	345	86.3	95

2009-10 GAME SUMMARIES

Portland 83, Oklahoma City 74 — November 1, Ford Center, Oklahoma City, Okla.

The Trail Blazers allowed a franchise opponent-low six assists in knocking off the Oklahoma City Thunder, 83-74, at the Ford Center ... The Thunder totaled the six assists on just 24 field goals (of 70, 34.3%) ... Portland shot 40.6% (28-69) from the field and made eight 3-pointers (of 21) ... Steve Blake led the Trail Blazers with 18 points (6-9 FG, 4-5 3-PT), while Brandon Roy added 16 and a game-high five assists, and Greg Oden recorded a double-double with 12 points (4-5 FG, 4-4 FT) and a team-best 10 rebounds ... The Thunder grabbed 14 offensive rebounds to Portland's 10, and outscored the Trail Blazers, 16-9, in second-chance points ... Oklahoma City also carried an 8-2 advantage in fastbreak points ... Russell Westbrook led all scorers with 23 points (8-12 FG) but committed nine of Oklahoma City's 19 turnovers ... Jeff Green totaled 19 points and a game-high 11 rebounds, and Kevin Durant added 16 points on just 3-for-21 field goal shooting.

Oklahoma City 89, Portland 77 — February 9, Rose Garden, Portland, Ore.

Kevin Durant tallied 33 points (12-25 FG) and 11 rebounds in guiding the Oklahoma City Thunder past the Trail Blazers, 89-77, in Portland ... The Trail Blazers took a two-point advantage into the final period, but the Thunder outscored the Trail Blazers, 30-16, in the final 12 minutes ... Portland shot just 40.3% (31-77) from the field, including going only 3-for-20 (15.0%) from beyond the three-point line ... Oklahoma City converted 24 Portland turnovers into 30 points, while the Trail Blazers scored just 10 points on 13 Thunder miscues ... Oklahoma City recorded a 17-6 edge in steals and a 20-8 margin on the fastbreak ... The Thunder gained 10 points at the foul line (22-12) ... Andre Miller led Portland with 22 points (9-18 FG) and six assists, LaMarcus Aldridge totaled 15 points (5-10 FG), a game-high 15 rebounds and four steals, and Dante Cunningham notched 14 points (7-12 FG) and six boards ... Jeff Green supported Durant's big night with 17 points (7-16 FG) and four steals.

Portland 92, Oklahoma City 87 — March 28, Ford Center, Oklahoma City, Okla.

Andre Miller poured in 26 points (9-18 FG, 7-7 FT) in leading the Trail Blazers past the Thunder, 92-87, in Oklahoma City ... Brandon Roy added 20 points, and Marcus Camby totaled 11 points and a team-high 12 rebounds ... Portland took a 30-21 lead into the second quarter and led by as many as 10 points in the game, but Oklahoma City tied the game, 84-84, with 3:54 left to play before the Trail Blazers ended the game on an 8-3 run ... Both teams shot 45.7% from the field in the game ... Portland scored 21 points off 17 Thunder turnovers, including 10 steals by the road team ... The Trail Blazers converted on 16 of 17 (94.1%) free throw attempts, including a perfect 6-for-6 in the fourth quarter ... Oklahoma City held a 41-34 margin on the glass and blocked 10 shots compared to Portland's three rejections ... The Thunder carried a 23-12 edge in bench scoring ... Kevin Durant led all players with 29 points (7-18 FG, 13-15 FT) and 13 rebounds.

Portland 103, Oklahoma City 95 — April 12, Rose Garden, Portland, Ore.

Marcus Camby exploded for 30 points (12-16 FG) and 13 rebounds in leading a second-half charge that gave Portland a 103-95 win over Oklahoma City at the Rose Garden ... Andre Miller added 22 points (9-16 FG) and game highs of seven assists and four steals, as the Trail Blazers outscored the Thunder, 60-44, in the second half to win going away ... Oklahoma City led by as many as 12 points in the second quarter ... Portland trailed as late as the 6:11 mark of the fourth quarter, 86-85, before an 18-9 run to close the game ... The Trail Blazers scored a season-high tying 60 points in the paint to the Thunder's 44, and held an 18-4 edge in second-chance points despite both teams grabbing eight offensive rebounds ... Portland scored 27 points off 16 turnovers, while allowing only 10 points off eight miscues ... Kevin Durant scored a game-high tying 30 points (8-20 FG, 10-10 FT), and Jeff Green added 17 points, including eight in the fourth quarter ... The game featured 16 ties and 10 lead changes.



SAN ANTONIO SPURS (50-32)

PORTLAND vs. SAN ANTONIO (3-0)

PLAYER	G	GS	MIN	-FIELD GOALS-			-3-POINT FG--			-FREE THROWS-			--REBOUNDS--					PF	DQ	STL	TO	BLK	PTS	AVG	HI
				FG	FGA	PCT	FG	FGA	PCT	FT	FTA	PCT	OFF	DEF	TOT	AST									
Roy	1	1	36	9	15	.600	1	3	.333	5	8	.625	0	5	5	2		2	0	0	1	0	24	24.0	24
Aldridge	3	3	108	24	45	.533	0	0	---	10	15	.667	9	17	26	5		9	0	6	5	0	58	19.3	28
Oden	1	1	25	6	9	.667	0	0	---	2	2	1.000	2	6	8	0		5	0	0	2	4	14	14.0	14
Bayless	3	2	59	11	29	.379	2	2	1.000	12	13	.923	0	4	4	9		4	0	2	2	1	36	12.0	31
Webster	3	2	83	10	21	.476	7	12	.583	9	9	1.000	1	8	9	4		9	0	1	3	0	36	12.0	21
Miller	3	3	99	9	36	.250	0	3	.000	12	15	.800	3	8	11	18		5	0	2	4	0	30	10.0	11
Outlaw	1	0	24	4	9	.444	1	3	.333	0	0	---	0	3	3	0		0	0	1	2	1	9	9.0	9
Blake	3	1	86	7	13	.538	4	8	.500	4	4	1.000	0	10	10	13		6	0	1	4	0	22	7.3	15
Howard	3	2	67	11	14	.786	0	0	---	0	0	---	6	14	20	1		8	0	1	4	0	22	7.3	12
Batum	1	0	23	3	6	.500	1	2	.500	0	0	---	2	2	4	2		1	0	0	2	0	7	7.0	7
Fernandez	2	0	40	5	15	.333	0	8	.000	3	3	1.000	0	2	2	6		0	0	1	2	3	13	6.5	10
Cunningham	2	0	28	5	8	.625	0	0	---	1	1	1.000	1	7	8	0		5	0	0	1	0	11	5.5	9
Przybylla	1	0	18	1	4	.250	0	0	---	2	2	1.000	6	7	13	0		3	0	0	0	1	4	4.0	4
Pendergraph	2	0	24	1	3	.333	0	0	---	2	2	1.000	2	4	6	0		3	0	1	0	1	4	2.0	4
TRAIL BLAZERS	3	-	720	106	227	.467	16	41	.390	62	74	.838	32	97	129	60		60	0	16	36	11	290	96.7	98

SAN ANTONIO vs. PORTLAND (0-3)

PLAYER	G	GS	MIN	-FIELD GOALS-			-3-POINT FG--			-FREE THROWS-			--REBOUNDS--					PF	DQ	STL	TO	BLK	PTS	AVG	HI
				FG	FGA	PCT	FG	FGA	PCT	FT	FTA	PCT	OFF	DEF	TOT	AST									
Duncan	3	3	108	18	41	.439	0	1	.000	17	22	.773	10	21	31	10		6	0	2	6	4	53	17.7	24
Ginobili	3	0	91	15	39	.385	5	19	.263	10	10	1.000	3	6	9	13		8	0	2	3	1	45	15.0	21
Jefferson	3	3	103	17	31	.548	1	9	.111	10	14	.714	2	8	10	4		7	0	4	1	2	45	15.0	19
Parker	3	3	79	16	29	.552	0	0	---	6	6	1.000	1	4	5	11		6	0	2	6	0	38	12.7	18
Mason	2	0	49	8	18	.444	5	11	.455	0	0	---	0	7	7	8		4	0	1	0	0	21	10.5	16
Hill	3	1	89	10	26	.385	2	8	.250	5	9	.556	1	5	6	4		10	1	2	2	1	27	9.0	16
Blair	3	1	48	7	12	.583	0	0	---	3	4	.750	2	8	10	1		7	0	1	3	0	17	5.7	11
McDyess	3	1	58	8	17	.471	0	0	---	0	0	---	4	12	16	2		5	0	2	4	1	16	5.3	8
Bogans	3	2	58	2	9	.222	1	5	.200	0	0	---	0	7	7	3		6	0	1	1	0	5	1.7	5
Bonner	2	1	17	1	4	.250	0	3	.000	0	0	---	2	2	4	1		2	0	0	1	0	2	1.0	2
Finley	2	0	20	1	7	.143	0	3	.000	0	0	---	0	1	1	0		2	0	0	1	0	2	1.0	2
SPURS	3	-	720	103	233	.442	14	59	.237	51	65	.785	25	81	106	57		63	1	17	30	9	271	90.3	94

2009-10 GAME SUMMARIES

Portland 96, San Antonio 84 — November 6, Rose Garden, Portland, Ore.

The Trail Blazers jumped out to an 8-0 lead to begin the game and never trailed, downing the visiting San Antonio Spurs, 96-84, at the Rose Garden ... Brandon Roy led all scorers with 24 points (9-15 FG), Steve Blake posted 15 points and six boards, Greg Oden notched 14 points, eight rebounds and a game-high four blocks, Joel Przybylla grabbed a game-best 13 rebounds (six off.), and Andre Miller tallied 10 points, six boards and four assists in his first start as a Trail Blazer ... Portland gained a 48-37 edge on the glass ... Despite turning the ball over 14 times to San Antonio's 10 miscues, the Trail Blazers outscored the Spurs, 12-2, in fastbreak points ... San Antonio got within three points during the fourth quarter, but Portland finished the game on a 9-2 run ... The Spurs were led by Richard Jefferson's 19 points and Manu Ginobili's 17 points, while Tim Duncan contributed 14 points and a team-best eight rebounds ... Tony Parker sprained his ankle in the second quarter and did not return.

Portland 98, San Antonio 94 — December 23, AT&T Center, San Antonio, Texas

In his first career start in place of an injured Brandon Roy, Jerryd Bayless counted game highs of 31 points (10-24 FG, 9-10 FT) and seven assists in directing a 98-94 Trail Blazers victory over the Spurs in San Antonio ... LaMarcus Aldridge notched 22 points (9-13 FG) and eight rebounds, and Juwan Howard recorded 12 points (6-9 FG) and 12 rebounds in his first start of the season ... Portland gained a 36-33 advantage on the boards, including an 11-6 margin on the offensive glass that led to a 14-8 edge in second-chance scoring ... The Trail Blazers turned the ball over just eight times compared to 14 by the Spurs, but San Antonio held a 17-7 advantage in fastbreak scoring ... The Spurs shot 51.4% (36-70) from the floor compared to 45.5% (35-77) shooting by the Trail Blazers, but Portland gained seven points at the foul line by hitting 23 of 26 (88.5%) attempts ... San Antonio gained a 42-22 edge in points in the paint ... Tim Duncan led the Spurs with 24 points (10-11 FT) and 11 rebounds.

Portland 96, San Antonio 93 — February 4, Rose Garden, Portland, Ore.

The Trail Blazers overcame a 10-point fourth quarter deficit to sneak past the Spurs, 96-93, at the Rose Garden, completing a season sweep over San Antonio for the first time since 1996-97 ... Portland outscored San Antonio, 30-19 in the final period, including a 12-2 run that gave the home team a lead, 91-87, it would never relinquish ... LaMarcus Aldridge led all players with 28 points (12-22 FG) and 13 rebounds, Martell Webster made all five of his three-point tries en route to scoring 21 points, and Andre Miller tallied 11 points and a game-high 10 assists ... Portland outshot San Antonio from the field by a count of 51.3% to 44.0% and assisted on 30 of 39 baskets ... The Trail Blazers outrebounded the Spurs, 45-36 ... Portland carried a 16-3 advantage in fastbreak scoring ... San Antonio turned the ball over just six times compared to 14 by Portland ... Manu Ginobili led San Antonio with 21 points, Tony Parker counted 18 points and a six assists, and Tim Duncan totaled 15 points and 12 rebounds.



UTAH JAZZ (53-29)

PORTLAND vs. UTAH (0-4)

PLAYER	G	GS	MIN	-FIELD GOALS-			-3-POINT FG--			-FREE THROWS-			--REBOUNDS--			AST	PF	DQ	STL	TO	BLK	PTS	AVG	HI
				FG	FGA	PCT	FG	FGA	PCT	FT	FTA	PCT	OFF	DEF	TOT									
Roy	2	2	66	14	28	.500	2	6	.333	12	16	.750	2	5	7	8	5	0	3	8	1	42	21.0	23
Aldridge	4	4	149	30	74	.405	0	3	.000	21	29	.724	17	18	35	9	13	1	4	5	2	81	20.3	27
Batum	3	0	73	15	22	.682	6	9	.667	2	2	1.000	4	11	15	1	9	0	1	3	2	38	12.7	16
Bayless	4	2	80	13	33	.394	0	5	.000	20	24	.833	2	1	3	12	14	1	1	1	0	46	11.5	16
Webster	4	4	112	16	41	.390	7	25	.280	6	8	.750	4	7	11	2	9	0	4	3	0	45	11.3	20
Fernandez	4	0	108	10	34	.294	5	18	.278	12	13	.923	3	10	13	9	7	0	4	5	1	37	9.3	11
Oden	1	1	24	4	6	.667	0	0	---	1	2	.500	0	3	3	1	5	0	2	2	0	9	9.0	9
Miller	4	3	100	10	46	.217	0	7	.000	13	15	.867	2	3	5	15	7	0	7	8	0	33	8.3	17
Camby (TOT)	3	3	101	8	25	.320	0	0	---	1	2	.500	13	33	46	8	9	0	4	2	9	17	5.7	9
Camby (POR)	1	1	36	1	7	.143	0	0	---	0	0	---	8	10	18	2	3	0	2	1	4	2	2.0	2
Cunningham	4	0	51	9	15	.600	0	0	---	2	5	.400	5	10	15	0	9	0	2	0	4	20	5.0	6
Blake	3	1	54	6	18	.333	2	8	.250	0	0	---	1	4	5	9	3	0	1	2	0	14	4.7	8
Howard	4	2	102	5	16	.313	0	0	---	0	0	---	15	11	26	3	9	0	1	3	1	10	2.5	6
Mills	1	0	1	1	1	1.000	0	0	---	0	0	---	0	0	0	0	0	0	0	0	0	2	2.0	2
Przybilla	1	0	18	1	1	1.000	0	0	---	0	0	---	2	3	5	0	3	0	0	1	1	2	2.0	2
Pendergraph	2	0	11	0	0	---	0	0	---	0	0	---	1	1	2	0	5	0	0	0	0	0	0.0	0
TRAIL BLAZERS	4	-	985	135	342	.395	22	81	.272	89	114	.781	66	97	163	71	101	2	32	45	16	381	95.3	105

UTAH vs. PORTLAND (4-0)

PLAYER	G	GS	MIN	-FIELD GOALS-			-3-POINT FG--			-FREE THROWS-			--REBOUNDS--			AST	PF	DQ	STL	TO	BLK	PTS	AVG	HI
				FG	FGA	PCT	FG	FGA	PCT	FT	FTA	PCT	OFF	DEF	TOT									
Boozer	3	3	101	25	40	.625	0	0	---	12	24	.500	10	30	40	12	8	0	1	9	2	62	20.7	26
Williams	4	4	157	25	55	.455	7	18	.389	22	24	.917	1	21	22	47	14	0	5	15	0	79	19.8	24
Okur	3	3	102	16	24	.667	2	4	.500	8	9	.889	2	15	17	6	12	0	0	4	5	42	14.0	28
Millsap	4	2	122	19	35	.543	0	3	.000	8	10	.800	6	19	25	8	13	1	4	6	4	46	11.5	15
Kirilenko	4	3	84	18	20	.900	0	1	.000	6	7	.857	1	15	16	10	9	0	4	6	6	42	10.5	22
Maynor	1	0	20	4	7	.571	2	2	1.000	0	1	.000	1	1	2	3	1	0	0	0	0	10	10.0	10
Brewer	3	3	104	11	20	.550	0	1	.000	5	7	.714	2	6	8	14	1	0	3	1	0	27	9.0	10
Korver	3	0	62	8	17	.471	7	9	.778	4	6	.667	0	7	7	2	2	0	1	3	1	27	9.0	16
Matthews	4	2	96	11	21	.524	1	6	.167	13	17	.765	2	12	14	6	12	0	2	5	0	36	9.0	16
Miles	3	0	61	6	20	.300	3	9	.333	5	6	.833	0	2	2	5	8	0	2	1	0	20	6.7	10
Fesenko	3	0	42	6	10	.600	0	0	---	5	13	.385	6	4	10	0	5	0	1	2	2	17	5.7	9
Prisco	3	0	30	6	13	.462	0	2	.000	3	4	.750	4	1	5	4	6	0	3	4	2	15	5.0	7
Gaines	1	0	1	1	1	1.000	0	0	---	0	0	---	0	0	0	0	0	0	0	0	0	2	2.0	2
Koufos	2	0	3	0	1	.000	0	0	---	0	0	---	0	0	0	0	0	0	0	0	0	0	0.0	0
JAZZ	4	-	985	156	284	.549	22	55	.400	91	128	.711	35	133	168	117	91	1	26	61	22	425	106.3	118

2009-10 GAME SUMMARIES

Utah 108, Portland 92 — November 28, EnergySolutions Arena, Salt Lake City, Utah

The Utah Jazz led wire-to-wire, leading by as many as 27 points, in knocking off Portland, 108-92, in Salt Lake City ... The Jazz led 32-17 after the first quarter, never leading by fewer than nine the rest of the way ... Carlos Boozer tallied 26 points (11-16 FG), 12 rebounds and seven assists, and Deron Williams counted 24 points (10-16 FG), six boards and 15 assists to lead the way ... Brandon Roy led the Trail Blazers with 19 points (7-13 FG) ... The Jazz shot 60.6% (43-71) from the field, including seven for 12 (58.3%) from downtown ... The Trail Blazers converted on 45.3% (34-75) of their field goal attempts, but made just three out of 18 (16.7%) three-point tries ... Utah totaled 36 assists to Portland's 19 ... The Jazz converted 14 Trail Blazers turnovers into 24 points ... Portland scored 20 second-chance points (8-11 FG) on just 10 offensive rebounds ... The Trail Blazers also gained a 36-28 advantage in points in the paint.

Utah 106, Portland 95 — January 27, Rose Garden, Portland, Ore.

The Utah Jazz jumped out to a 21-2 lead and never trailed, defeating the Trail Blazers, 106-95, at the Rose Garden ... Utah led by as many as 26 points in the second quarter, but Portland narrowed the deficit to as little as five points in the fourth quarter ... LaMarcus Aldridge led all players with 25 points to go with nine rebounds, and Nicolas Batum and Jerryd Bayless each added 16 points ... Juwan Howard grabbed a team-high 11 rebounds, including eight of Portland's 19 offensive rebounds (to Utah's eight) ... The Jazz shot 60.3% (38-63) from the field while holding the Trail Blazers to a 35.9% (33-92) mark ... Portland scored 35 points off 21 Utah turnovers, while the Jazz converted just nine Trail Blazers turnovers into 15 points ... Deron Williams led the Jazz with 24 points and seven assists, Kyle Korver scored 16 points (4-4 3-PT) off the bench, and reserve Paul Millsap added 15 points (6-9 FG) and a game-high 12 rebounds.

Utah 118, Portland 105 — February 3, EnergySolutions Arena, Salt Lake City, Utah

Mehmet Okur led all scorers with 28 points (11-13 FG) to go with eight rebounds as the Utah Jazz steadily drove past the Trail Blazers for a 118-105 win in Salt Lake City ... LaMarcus Aldridge led Portland with 27 points (8-18 FG, 11-15 FT), 12 rebounds (five off.) and five assists, and Martell Webster added 20 points (8-17 FG) ... The Trail Blazers never led after the first quarter ... The Jazz shot 62.7% (42-67) from the floor while holding the Trail Blazers to a 42.5% (37-87) mark ... Utah scored 62 points in the paint compared to Portland's 38 points down low ... The Jazz passed out 32 assists on 42 field goals ... Portland grabbed a 38-35 rebounding edge, including a 16-4 advantage on the offensive glass that led to an 18-6 margin in second-chance scoring ... Andrei Kirilenko tallied 22 points (8-9 FG) and eight assists, and Deron Williams totaled 13 points and a game-best 13 assists.

Utah 93, Portland 89 (OT) — February 21, Rose Garden, Portland, Ore.

Portland surrendered a 25-point lead in the third quarter, 64-39, as Utah outscored the Trail Blazers, 44-19, to force overtime before the Jazz earned the victory in the extra period, 93-89, at the Rose Garden ... Utah outscored Portland in the fourth quarter, 23-10, to even the regulation score at 83 ... Carlos Boozer led Utah with 22 points and a career-high 23 rebounds, while Deron Williams added 18 points and a game-best 12 assists ... Brandon Roy led all scorers with 23 points, LaMarcus Aldridge totaled 15 points and 10 rebounds, and Marcus Camby grabbed 18 rebounds (eight off.) ... Neither team shot better than 40.0% from the field (Portland, 35.2%; Utah, 39.8%) ... Portland grabbed 21 offensive rebounds, including 15 in the second half ... The Trail Blazers blocked 10 shots compared to Utah's four rejections ... The Jazz held a 50-30 advantage in points in the paint.

Trail Blazers Playoff Win-Loss Records

ALL PLAYOFF GAMES		Home			Road			Total		
	Series	W	L	Pct.	W	L	Pct.	W	L	Pct.
First Round	26	31	18	.633	10	41	.196	41	59	.410
Conference Semifinals	9	23	3	.885	5	19	.208	28	22	.533
Conference Finals	5	11	5	.685	6	11	.353	17	16	.515
NBA Finals.....	3	4	5	.444	3	5	.375	7	10	.412
Totals	43	69	31	.690	24	76	.240	93	107	.465
OVERTIME GAMES		W	L	Pct.	W	L	Pct.	W	L	Pct.
First Round.....	2	1		.667	2	3	.400	4	4	.500
Conference Semifinals	2	1		.667	1	1	.500	3	2	.600
Conference Finals	1	0		1.000	0	0	.000	1	0	1.000
NBA Finals.....	0	0		.000	2	0	1.000	2	0	1.000
Totals		5	2	.714	5	4	.556	10	6	.625

NBA Playoff Appearances, 1971 through 2009

L.A. Lakers.....	35	Philadelphia.....	24	Dallas.....	15
San Antonio.....	29	Atlanta.....	23	Miami.....	13
Portland.....	27	Utah/New Orleans.....	23	Golden State.....	12
Boston.....	27	Oklahoma City/Seattle.....	22	New Orleans/Charlotte.....	11
Phoenix.....	27	Denver.....	20	Orlando.....	11
Chicago.....	25	Washington.....	20	Minnesota.....	8
Detroit.....	25	Indiana.....	18	L.A. Clippers/Buffalo/S.D.....	7
Houston/San Diego.....	25	Cleveland.....	17	Toronto.....	5
Milwaukee.....	24	New Jersey/N.Y. Nets.....	16	Memphis/Vancouver.....	3
New York.....	24	Sacramento/Cincinnati/K.C.....	16		

NBA Playoff Records, 1971 through 2009

	W	L	Pct.		W	L	Pct.		W	L	Pct.
L.A. Lakers.....	282	177	.614	Oklahoma City*	106	110	.491	New Jersey*	47	63	.427
Chicago.....	158	112	.585	Houston*	114	119	.489	L.A. Clippers*	20	27	.425
Boston.....	192	149	.563	Utah*	110	117	.485	Washington.....	69	99	.411
San Antonio.....	154	130	.542	Milwaukee.....	96	106	.475	New Orleans*	30	44	.405
Detroit.....	153	134	.533	Phoenix.....	120	133	.474	Denver.....	53	85	.384
Philadelphia.....	128	118	.520	Portland.....	93	107	.465	Atlanta.....	55	92	.374
New York.....	126	122	.508	Golden State.....	49	57	.462	Minnesota.....	17	30	.362
Cleveland.....	64	63	.504	Dallas.....	62	73	.459	Toronto.....	11	20	.355
Indiana.....	81	80	.503	Orlando.....	44	54	.449	Memphis*	0	12	.000
Miami.....	56	56	.500	Sacramento*	47	61	.435				

**Includes previous cities
Ranked by percentage*

Trail Blazers Playoff Records vs. Opponents

	Series	W	L	Pct.		Series	W	L	Pct.
L.A. Lakers.....	11	16	32	.333	Denver.....	2	5	5	.500
Utah.....	6	19	12	.613	Chicago.....	2	4	5	.444
Phoenix.....	6	14	11	.560	Minnesota.....	1	3	1	.750
Seattle.....	4	8	8	.500	Philadelphia.....	1	4	2	.667
Dallas.....	3	9	5	.643	Kansas City.....	1	1	2	.333
San Antonio.....	3	5	10	.333	Detroit.....	1	1	4	.200
Houston.....	3	4	10	.286					

Listed by series contested

Trail Blazers Individual Playoff Highs

Points

Game.....	45	Bonzi Wells	at Dallas.....	4/23/03
One Half.....	27	Terry Porter	San Antonio.....	5/15/90
	27	Clyde Drexler	Seattle.....	4/26/91
	27	Bonzi Wells	at Dallas.....	4/23/03
OT Period.....	13	Clyde Drexler	at L.A. Lakers.....	4/29/92

Field Goals Made

Game.....	16	Billy Ray Bates	Kansas City.....	4/5/81
	16	Bonzi Wells	at Dallas.....	4/23/03
One Half.....	10	Lionel Hollins	at L.A. Lakers.....	5/8/77
	10	Herm Gilliam	at L.A. Lakers.....	5/8/77
	10	Billy Ray Bates	Kansas City.....	4/6/81
	10	Calvin Natt	at L.A. Lakers.....	4/26/83
	10	Terry Porter	L.A. Lakers.....	5/3/89
	10	Terry Porter	San Antonio.....	5/15/90
	10	Clyde Drexler	Seattle.....	4/26/91

Field Goals Attempted

Game.....	30	Clyde Drexler	at Phoenix.....	5/9/92
One Half.....	18	Billy Ray Bates	Kansas City.....	4/5/81

Three-Point Field Goals Made

Game.....	6	Terry Porter	Utah.....	5/16/92
One Half.....	5	Terry Porter	San Antonio.....	5/15/90
	5	Terry Porter	Utah.....	5/6/92
One Quarter.....	4	Terry Porter	at Houston.....	4/29/94

Three-Point Field Goals Attempted

Game.....	9	Terry Porter	S.A. (2OT).....	5/15/90
	9	Terry Porter	S.A. (OT).....	5/19/90
	9	Terry Porter	Detroit.....	6/14/90
	9	Damon Stoudamire	L.A. Lakers.....	4/30/98
One Half.....	7	Terry Porter	Detroit.....	6/14/90
	7	Damon Stoudamire	at Dallas.....	5/4/03

Free Throws Made

Game.....	16	Arvydas Sabonis	at Utah.....	4/25/96
One Half.....	13	Terry Porter	Dallas.....	4/26/90

Free Throws Attempted

Game.....	20	Arvydas Sabonis	at Utah.....	4/25/96
One Half.....	14	Calvin Natt	Seattle.....	4/22/83
	14	Terry Porter	Dallas.....	4/26/90

Free Throw Percentage

Game.....	1.000	Terry Porter (15/15)	at Detroit (OT).....	6/7/90
	1.000	Isaiah Rider (14/14)	Utah.....	5/27/99
	1.000	Brandon Roy (13/13)	at Houston.....	4/26/09

Offensive Rebounds

Game.....	10	Tom Owens	at Seattle.....	4/6/80
-----------	----	-----------	-----------------	--------

Defensive Rebounds

Game.....	20	Bill Walton	at Philadelphia.....	6/3/77
	20	Bill Walton	Philadelphia.....	6/5/77

Total Rebounds

Game.....	24	Bill Walton	at Philadelphia.....	6/3/77
One Half.....	13	Bill Walton	at Philadelphia.....	6/3/77

Assists

Game.....	15	Rod Strickland	Houston.....	5/3/94
	15	Darnell Valentine	at L.A. Lakers.....	4/26/83
	15	Terry Porter	Houston.....	4/26/87
	15	Clyde Drexler	Utah.....	5/9/91
One Half.....	9	Darnell Valentine	at L.A. Lakers.....	4/26/83
	9	Clyde Drexler	at Dallas.....	4/20/85
	9	Clyde Drexler	Utah.....	5/9/91
	9	Terry Porter	at L.A. Lakers.....	5/26/91

Steals

Game.....	8	Lionel Hollins	at L.A. Lakers.....	5/8/77
One Half.....	6	Lionel Hollins	at L.A. Lakers.....	5/8/77
	6	Clyde Drexler	Phoenix.....	5/23/90

Turnovers

Game.....	8	Mychal Thompson	at L.A. Lakers.....	4/24/83
	8	Clyde Drexler	at Denver.....	4/20/86
	8	Clyde Drexler	at San Antonio.....	5/10/90
	8	Kevin Duckworth	L.A. Lakers.....	5/18/91
One Half.....	6	Kevin Duckworth	at Utah.....	5/4/88

Blocked Shots

Game.....	8	Bill Walton	Philadelphia.....	6/5/77
One Half.....	5	Joel Przybilla	at Houston.....	4/30/09

Bold indicates occurred in 2009 NBA playoffs

A RECORD PERFORMANCE --- Bill Walton, MVP of the 1977 NBA Finals, grabbed 23 rebounds (20 at the defensive end), swatted away eight Philadelphia shots and scored 20 points to lead Portland to a 109-107 win over the Sixers in the deciding game of the 1977 NBA Championship on June 5, 1977. The defensive rebound stat still stands as an NBA Finals record, while Dwight Howard knocked off Walton's rejection mark with nine blocks in Game 4 of the 2009 NBA Finals.

Trail Blazers Team Playoff Highs

Points

Game.....	153	at Phoenix (2OT).....	5/11/92
	130	Philadelphia.....	5/31/77
One half.....	75	L.A. Lakers.....	4/23/92
1st quarter.....	42	at Phoenix.....	5/11/92
2nd quarter.....	40	Philadelphia.....	6/5/77
	40	L.A. Lakers.....	4/23/92
3rd quarter.....	41	Philadelphia.....	5/31/77
	41	Phoenix.....	5/23/90
4th quarter.....	42	Philadelphia.....	5/29/77
	42	at L.A. Lakers.....	5/3/83
One OT period.....	20	Utah.....	5/26/92

Field Goals Made

Game.....	57	at Dallas (2OT).....	4/18/85
	54	Philadelphia.....	5/31/77
One half.....	31	Philadelphia.....	5/31/77

Field Goals Attempted

Game.....	107	at Denver (OT).....	5/1/77
	106	Philadelphia.....	5/29/77
	106	Utah.....	4/30/88
One half.....	57	Philadelphia.....	5/29/77

Field Goal Percentage

Game.....	.598	at Denver (49 of 82).....	4/22/77
	.598	Dallas (49 of 82).....	5/2/03

Three-Point Field Goals Made

Game.....	10	at Houston.....	4/24/09
One half.....	7	San Antonio.....	5/15/90
	7	L.A. Lakers.....	4/30/98
	7	at Houston.....	4/24/09

Three-Point Field Goals Attempted

Game.....	25	at Dallas.....	4/30/03
One half.....	16	L.A. Lakers.....	4/30/98

Free Throws Made

Game.....	43	San Antonio.....	5/8/90
One half.....	27	San Antonio.....	5/8/90

Free Throws Attempted

Game.....	53	at Phoenix (2OT).....	5/11/92
	51	San Antonio.....	5/8/90
One half.....	33	San Antonio.....	5/8/90
	33	Phoenix.....	5/5/92

Free Throw Percentage

Game.....	1.000	at Chicago (21 of 21).....	6/14/92
	1.000	at Houston (17 of 17).....	4/26/09

Bold indicates occurred in 2009 NBA playoffs

Rebounds

Offensive.....	26	L.A. Lakers.....	5/28/91
Defensive.....	48	at Philadelphia.....	6/3/77
Game.....	62	at Dallas (OT).....	4/20/85
	59	at Philadelphia.....	6/3/77
One Half.....	37	L.A. Lakers.....	5/21/91

Assists

Game.....	37	Philadelphia.....	5/31/77
One half.....	23	L.A. Lakers.....	5/23/92
	23	Utah.....	5/16/92

Personal Fouls

Game.....	40	Philadelphia.....	5/31/77
One half.....	23	Utah.....	5/9/91
	23	L.A. Lakers.....	5/20/00

Steals

Game.....	17	L.A. Lakers.....	5/5/85
One half.....	11	Chicago.....	4/12/77
	11	L.A. Lakers.....	5/10/77
	11	Houston.....	4/26/87

Blocked Shots

Game.....	13	at Chicago.....	4/15/77
One half.....	9	at Chicago.....	4/15/77

Turnovers

Game.....	34	at Philadelphia.....	5/22/77
One half.....	19	at Philadelphia.....	5/22/77

Disqualifications

Game.....	3	Chicago.....	5/17/77
	3	at Philadelphia.....	5/22/77
	3	L.A. Lakers.....	4/29/92
	3	Phoenix.....	5/2/95

Margin of Victory

32 points.....	130-98	Philadelphia.....	5/31/77
29 points.....	106-77	at L.A. Lakers.....	5/22/00
26 points.....	102-76	at L.A. Lakers.....	5/2/92
25 points.....	113-88	Utah.....	5/16/92
24 points.....	113-89	Seattle.....	4/30/78
22 points.....	129-107	Philadelphia.....	5/29/77
22 points.....	101-79	L.A. Lakers.....	4/25/92
22 points.....	125-103	Dallas.....	5/2/03

Highest Scores

153.....	153-151	at Phoenix (2OT),.....	5/11/92
138.....	138-132	San Antonio (2OT).....	5/15/90
131.....	131-139	Dallas (OT).....	4/18/85
130.....	130-98	Philadelphia.....	5/31/77
129.....	129-107	Philadelphia.....	5/29/77

GOTTA MAKE YOUR FREE THROWS --- The Trail Blazers converted all 21 of their free throws, an NBA Finals record, in the sixth and deciding game of the 1992 NBA Finals in Chicago on June 14.

Trail Blazers Team Playoff Lows

Points

Game.....	63	San Antonio	6/4/99
One half.....	24	at Utah	5/5/96
1st quarter.....	11	Utah	4/29/96
2nd quarter.....	12	at Utah	5/5/96
	12	San Antonio	6/4/99
3rd quarter.....	8	San Antonio	6/4/99
4th quarter.....	5	at Utah	5/18/99
One OT period.....	4	at Denver.....	5/1/77

Field Goals Made

Game.....	19	San Antonio.....	6/4/99
-----------	----	------------------	--------

Field Goals Attempted

Game.....	64	Utah.....	5/23/99
	64	Utah.....	5/9/00

Field Goal Percentage

Game.....	.247	San Antonio (19 of 77).....	6/4/99
-----------	------	-----------------------------	--------

Free Throws Made

Game.....	5	Kansas City.....	4/5/81
-----------	---	------------------	--------

Free Throws Attempted

Game.....	8	Kansas City.....	4/5/81
-----------	---	------------------	--------

Free Throw Percentage

Game.....	.500	at Phoenix (13 of 26).....	5/25/90
-----------	------	----------------------------	---------

Rebounds

Offensive.....	5	Chicago	4/12/77
	5	at L.A. Lakers	5/26/00
Defensive.....	15	Houston.....	4/18/09
Total.....	27	Chicago	4/17/77

Assists

Game.....	10	Utah.....	5/23/99
	10	at Utah.....	5/25/99

Personal Fouls

Game.....	12	Houston.....	4/28/09
-----------	----	--------------	---------

Steals

Game.....	2	L.A. Lakers	5/2/97
	2	at San Antonio.....	5/29/99

Blocked Shots

Game.....	0	Phoenix	4/26/84
	0	Dallas	4/25/85
	0	at L.A. Lakers	5/24/91
	0	Phoenix	5/2/95
	0	Dallas	4/25/03

Turnovers

Game.....	6	Seattle	4/22/83
	6	Houston.....	5/3/94
	6	at Minnesota.....	4/30/00
	6	Houston.....	4/21/09

Margins of Loss

38 points	64-102	at Utah	5/5/96
34 points	89-123	at Phoenix.....	5/25/90
33 points	89-122	at Chicago	6/3/92
27 points	102-129	at Phoenix	4/28/95
27 points.....	81-108	Houston	4/18/09
24 points.....	101-125	at L.A. Lakers.....	4/27/85
23 points.....	98-121	at San Antonio	5/10/90

Lowest Scores

63.....	63-85	San Antonio	6/4/99
64	64-102	at Utah	5/5/96
71.....	71-88	at Utah	5/25/99
76.....	76-80	at San Antonio	5/29/99
76.....	76-92	at Houston	4/30/09
77	77-95	at L.A. Lakers	4/25/97
80.....	80-94	San Antonio	6/6/99
81.....	81-75	Utah	5/23/99
81.....	81-79	Utah	5/16/00
81.....	81-108	Houston	4/18/09
83.....	83-93	at Utah	5/18/99
83.....	83-86	at Houston	4/24/09

Bold indicates occurred in 2009 NBA Playoffs

CITY OF THORNS --- The Trail Blazers won all 10 of their home playoff games en route to the 1977 NBA Championship, becoming the first team in NBA history to accomplish the feat. The 10 consecutive games won at home in a postseason ties an NBA record with five other teams: Boston in 1986, the Lakers in 1987, Detroit in 1990, Chicago in 1996 and Utah in 1997. The 1977 Trail Blazers were 14-5 overall in the playoffs. In Memorial Coliseum ,they were 2-0 against Chicago, 3-0 against Denver, 2-0 vs. the Lakers and 3-0 in the NBA Finals series with Philadelphia.

Trail Blazers Top Postseason Averages

Points

1. Billy Ray Bates.....	28.3	1981 (3 games)
2. Kiki Vandeweghe.....	28.0	1986 (4 games)
3. Clyde Drexler.....	27.7	1989 (3 games)
4. Brandon Roy.....	26.7	2009 (6 games)
5. Clyde Drexler.....	26.3	1992 (21 games)
6. Rasheed Wallace.....	25.3	2002 (3 games)
7. Mychal Thompson.....	25.0	1981 (3 games)
Billy Ray Bates.....	25.0	1980 (3 games)
9. Kiki Vandeweghe.....	24.8	1987 (4 games)
10. Clyde Drexler.....	24.0	1987 (4 games)

Rebounds

1. Kermit Washington.....	17.3	1981 (3 games)
2. Bill Walton.....	15.2	1977 (19 games)
3. Kenny Carr.....	13.3	1986 (4 games)
4. Maurice Lucas.....	12.5	1978 (6 games)
5. Rasheed Wallace.....	12.3	2002 (3 games)
6. Kevin Duckworth.....	11.0	1988 (4 games)
7. Brian Grant.....	10.8	1998 (4 games)
8. Maurice Lucas.....	10.7	1979 (3 games)
9. Mychal Thompson.....	10.3	1979 (3 games)
Kermit Washington.....	10.3	1980 (3 games)

Assists

1. Rod Strickland.....	12.3	1995 (3 games)
2. Terry Porter.....	10.0	1987 (4 games)
3. Rod Strickland.....	9.8	1994 (4 games)
4. Damon Stoudamire.....	9.5	1998 (4 games)
5. Rod Strickland.....	9.3	1993 (4 games)
6. Clyde Drexler.....	9.2	1985 (9 games)
7. Darnell Valentine.....	8.7	1983 (7 games)
8. Darnell Valentine.....	8.4	1984 (5 games)
Rod Strickland.....	8.4	1996 (5 games)
10. Kelvin Ransey.....	8.3	1981 (3 games)
Clyde Drexler.....	8.3	1989 (3 games)
Terry Porter.....	8.3	1989 (3 games)

Steals

1. Larry Steele.....	3.33	1979 (3 games)
Jerome Kersey.....	3.33	1989 (3 games)
3. Clyde Drexler.....	3.00	1988 (4 games)
Bonzi Wells.....	3.00	2003 (7 games)
5. Kermit Washington.....	2.67	1981 (3 games)
Scottie Pippen.....	2.67	2001 (3 games)
7. Clyde Drexler.....	2.56	1985 (9 games)
8. Clyde Drexler.....	2.52	1990 (21 games)
9. Terry Porter.....	2.50	1987 (4 games)
Terry Porter.....	2.50	1988 (4 games)

Blocks

1. Bill Walton.....	3.37	1977 (19 games)
2. Ron Brewer.....	3.00	1979 (3 games)
Mychal Thompson.....	3.00	1981 (3 games)
4. Sam Bowie.....	2.33	1985 (9 games)
Sam Bowie.....	2.33	1989 (3 games)
Arvydas Sabonis.....	2.33	2001 (3 games)
7. Caldwell Jones.....	2.00	1988 (4 games)
Joel Przybilla.....	2.00	2009 (6 games)
9. Clifford Robinson.....	1.75	1993 (4 games)
Kelvin Cato.....	1.75	1998 (4 games)

Field Goal Percentage (min. 10 FG made)

1. Jim Brewer.....	1.000 (10-10)....	1980 (3 games)
2. Buck Williams.....	.679 (19-28)....	1994 (4 games)
3. Arvydas Sabonis.....	.667 (24-36)....	2003 (6 games)
4. Mychal Thompson.....	.608 (31-51)....	1981 (3 games)
5. Audie Norris.....	.594 (19-32)....	1985 (8 games)
6. Bob Gross.....	.591 (110-186)....	1977 (19 games)
Dave Twardzik.....	.591 (55-93)....	1977 (14 games)
8. Rasheed Wallace.....	.589 (33-56)....	1997 (4 games)
9. Jim Paxson.....	.586 (68-116)....	1983 (7 games)
10. Dale Davis.....	.583 (14-24)....	2003 (6 games)

Free Throw Percentage (min. 10 FT made)

1. Kiki Vandeweghe.....	1.000 (32-32)....	1986 (4 games)
Dave Twardzik.....	1.000 (14-14)....	1978 (6 games)
Damon Stoudamire.....	1.000 (13-13)....	1998 (4 games)
Damon Stoudamire.....	1.000 (13-13)....	2001 (3 games)
5. Damon Stoudamire.....	.952 (20-21)....	2003 (7 games)
6. Kenny Anderson.....	.950 (19-20)....	1997 (4 games)
7. Kiki Vandeweghe.....	.939 (31-33)....	1985 (9 games)
8. Steve Smith.....	.938 (15-16)....	2001 (3 games)
9. Darnell Valentine.....	.935 (29-31)....	1985 (9 games)
10. Dave Twardzik.....	.917 (11-12)....	1979 (3 games)

Three-Point Percentage (min. 5 3-PT made)

1. Rasheed Wallace.....	.615 (8-13)....	2000 (16 games)
2. Dontonio Wingfield.....	.600 (6-10)....	1996 (5 games)
3. Harvey Grant.....	.556 (5-9)....	1995 (3 games)
Arvydas Sabonis.....	.556 (5-9)....	1996 (5 games)
5. Steve Smith.....	.547 (29-53)....	2000 (16 games)
6. Scottie Pippen.....	.545 (6-11)....	2002 (3 games)
7. Walt Williams.....	.533 (8-15)....	1998 (4 games)
8. Rod Strickland.....	.500 (6-12)....	1996 (5 games)
9. Damon Stoudamire.....	.484 (15-31)....	2003 (7 games)
10. Terry Porter.....	.474 (37-78)....	1992 (21 games)

*Minimum three games

Bold indicates occurred in 2009 NBA Playoffs

Trail Blazers Top Playoff Series Averages

Points

1. Clyde Drexler	31.4	1992 (vs. Pho.)
2. Billy Ray Bates	28.3	1981 (vs. KC)
3. Kiki Vandeweghe	28.0	1986 (vs. Den.)
4. Clyde Drexler	27.7	1989 (vs. LAL)
5. Brandon Roy	26.7	2009 (vs. Hou.)
6. Clyde Drexler	26.4	1990 (vs. Det.)
7. Clyde Drexler	26.3	1992 (vs. LAL)
8. Terry Porter	26.0	1992 (vs. Utah)
9. Kiki Vandeweghe	25.8	1985 (vs. Dal.)
Terry Porter	25.8	1992 (vs. Pho.)

Rebounds

1. Bill Walton	19.0	1977 (vs. Phi.)
2. Kermit Washington	17.3	1981 (vs. KC)
3. Bill Walton	14.8	1977 (vs. LAL)
4. Kenny Carr	13.3	1986 (vs. Den.)
5. Bill Walton	13.0	1977 (vs. Den.)
Buck Williams	13.0	1990 (vs. Dal.)
7. Maurice Lucas	12.5	1978 (vs. Sea.)
8. Bill Walton	12.3	1977 (vs. Chi.)
Buck Williams	12.3	1992 (vs. LAL)
Rasheed Wallace	12.3	2002 (vs. LAL)

Assists

1. Rod Strickland	12.3	1995 (vs. Pho.)
2. Darnell Valentine	11.0	1983 (vs. LAL)
3. Terry Porter	10.0	1987 (vs. Hou.)
4. Rod Strickland	9.8	1994 (vs. Hou.)
5. Clyde Drexler	9.6	1991 (vs. Utah)
6. Damon Stoudamire	9.5	1998 (vs. LAL)
7. Clyde Drexler	9.3	1985 (vs. Dal.)
Rod Strickland	9.3	1993 (vs. SA)
9. Clyde Drexler	9.2	1985 (vs. LAL)
10. Damon Stoudamire	9.0	1999 (vs. Pho.)

Steals

1. Clyde Drexler	4.33	1990 (vs. Dal.)
2. Lionel Hollins	4.25	1977 (vs. LAL)
3. Larry Steele	3.33	1979 (vs. Pho.)
Jerome Kersey	3.33	1989 (vs. LAL)
5. Jerome Kersey	3.20	1992 (vs. Pho.)
6. Johnny Davis	3.00	1977 (vs. LAL)
Lionel Hollins	3.00	1977 (vs. Chi.)
Clyde Drexler	3.00	1985 (vs. LAL)
Clyde Drexler	3.00	1988 (vs. Utah)
Bonzi Wells	3.00	2003 (vs. Dal.)

Blocks

1. Bill Walton	4.33	1977 (vs. Chi.)
2. Maurice Lucas	3.67	1977 (vs. Chi.)
Bill Walton	3.67	1977 (vs. Phi.)
4. Bill Walton	3.33	1977 (vs. Den.)
5. Ron Brewer	3.00	1979 (vs. Pho.)
Mychal Thompson	3.00	1981 (vs. KC)
Sam Bowie	3.00	1985 (vs. Dal.)
8. Arvydas Sabonis	2.67	1999 (vs. Pho.)
9. Wayne Cooper	2.50	1990 (vs. SA)
10. Arvydas Sabonis	2.33	2001 (vs. LAL)
Sam Bowie	2.33	1989 (vs. LAL)

Field Goal Percentage (min. 10 FG made)

1. Jim Brewer	1.000 (10-10)	1980 (vs. Sea.)
2. Dave Twardzik	.731 (19-26)	1977 (vs. Chi.)
3. Brian Grant	.719 (23-32)	1999 (vs. Pho.)
4. Clifford Robinson	.688 (22-32)	1991 (vs. Sea.)
5. Buck Williams	.679 (19-28)	1994 (vs. Hou.)
6. Bob Gross	.667 (46-69)	1977 (vs. Phi.)
Arvydas Sabonis	.667 (24-36)	2003 (vs. Dal.)
8. Buck Williams	.656 (21-32)	1992 (vs. LAL)
9. Bob Gross	.647 (22-34)	1977 (vs. Chi.)
10. Maurice Lucas	.625 (30-48)	1977 (vs. Chi.)

Free Throw Percentage (min. 10 FT made)

1. Kiki Vandeweghe	1.000 (32-32)	1986 (vs. Den.)
Dave Twardzik	1.000 (14-14)	1978 (vs. Sea.)
Darnell Valentine	1.000 (14-14)	1985 (vs. Dal.)
Kiki Vandeweghe	1.000 (14-14)	1985 (vs. Dal.)
Damon Stoudamire	1.000 (13-13)	1998 (vs. LAL)
Damon Stoudamire	1.000 (13-13)	2001 (vs. LAL)
Steve Smith	1.000 (11-11)	2000 (vs. Min.)
Arvydas Sabonis	1.000 (10-10)	1999 (vs. Pho.)
Detlef Schrempf	1.000 (10-10)	2000 (vs. Min.)
10. Damon Stoudamire	.952 (20-21)	2003 (vs. Dal.)

Three-Point Percentage (min. 5 3-PT made)

1. Terry Porter	.643 (9-14)	1992 (vs. LAL)
2. Rasheed Wallace	.636 (7-11)	2000 (vs. LAL)
3. Danny Ainge	.600 (6-10)	1992 (vs. LAL)
Dontonio Wingfield	.600 (6-10)	1996 (vs. Utah)
Steve Smith	.600 (15-25)	2000 (vs. LAL)
6. Harvey Grant	.556 (5-9)	1995 (vs. Pho.)
Arvydas Sabonis	.556 (5-9)	1996 (vs. Utah)
8. Scottie Pippen	.545 (6-11)	2002 (vs. LAL)
9. Walt Williams	.533 (8-15)	1998 (vs. LAL)
10. Terry Porter	.529 (18-34)	1992 (vs. Utah)

*Minimum three games for first round series, four games for all other series

Bold indicates occurred in 2009 NBA Playoffs

Top Trail Blazers Playoff Performances

Points

Bonzi Wells	45	at Dallas	4/23/03
Clyde Drexler	42	at L.A. Lakers	4/29/92
Brandon Roy	42	Houston	4/21/09
Terry Porter	41	at Utah	5/19/92
Mychal Thompson	40	at Kansas City	4/3/81
Clyde Drexler	39	Seattle	4/26/91
Terry Porter	38	San Antonio (2OT)	5/15/90
Clyde Drexler	37	at Phoenix	5/9/92
Kiki Vandeweghe	36	at Denver	4/20/86
Terry Porter	36	San Antonio (2OT)	5/19/90
Clyde Drexler	36	Utah	5/19/92
Lionel Hollins	35	at Seattle	4/26/78
Clyde Drexler	35	San Antonio (2OT)	5/15/90

Rebounds

Bill Walton	24	at Philadelphia	6/3/77
Bill Walton	23	Philadelphia	6/5/77
Bill Walton	20	at Philadelphia	5/22/77
Sam Bowie	20	at Dallas (2OT)	4/20/85
Bill Walton	18	Philadelphia	5/29/77
Kermit Washington	18	at Kansas City (OT)	4/3/81
Kenny Carr	18	Denver	4/24/86
Bill Walton	17	at Chicago	4/15/77
Bill Walton	17	at L.A. Lakers	5/8/77
Mychal Thompson	17	Phoenix	4/13/79
Kermit Washington	17	Kansas City (OT)	4/1/81
Kermit Washington	17	Kansas City	4/5/81

Assists

Darnell Valentine	15	at L.A. Lakers	4/26/83
Terry Porter	15	Houston	4/26/87
Clyde Drexler	15	Utah	5/9/91
Rod Strickland	15	Houston	5/3/94
Darnell Valentine	14	L.A. Lakers (OT)	4/29/83
Clyde Drexler	14	L.A. Lakers	5/3/85
Damon Stoudamire	14	L.A. Lakers	4/26/98
Darnell Valentine	13	at Phoenix	4/24/84
Darnell Valentine	13	at Dallas (2OT)	4/18/85
Clyde Drexler	13	Phoenix	5/7/92
Rod Strickland	13	at Phoenix	4/28/95
Damon Stoudamire	13	Phoenix	5/10/99

Field Goals Made

Bonzi Wells	16	at Dallas	42303
Billy Ray Bates	16	Kansas City	4/4/81
Lionel Hollins	15	at Seattle	4/26/78
Mychal Thompson	15	at Kansas City (OT)	4/3/81
Clyde Drexler	15	at Phoenix	5/9/92
Brandon Roy	15	Houston	4/21/09
Maurice Lucas	14	Chicago	4/12/77
Kevin Duckworth	14	at Utah	5/6/88
Clyde Drexler	14	at L.A. Lakers	4/27/89
Jerome Kersey	14	at Phoenix	5/27/90
Clyde Drexler	14	Detroit	6/12/90
Clyde Drexler	14	Seattle	4/26/91
Clyde Drexler	14	at L.A. Lakers (OT)	4/29/92
Clyde Drexler	14	Phoenix	5/14/92

Bold indicates occurred in 2009 NBA playoffs

Field Goals Attempted

Clyde Drexler	30	at Phoenix	5/9/92
Lionel Hollins	28	at Seattle	4/26/78
Billy Ray Bates	28	Kansas City	4/5/81
Lionel Hollins	27	at L.A. Lakers	5/8/77
Clyde Drexler	27	at L.A. Lakers	4/27/89
Rasheed Wallace	27	at L.A. Lakers	4/25/02
Brandon Roy	27	Houston	4/21/09
Kevin Ransey	26	at Kansas City (OT)	4/3/81
Rasheed Wallace	26	at L.A. Lakers	6/4/00

Free Throws Made

Arvydas Sabonis	16	at Utah	4/25/96
Darnell Valentine	15	at Phoenix	4/22/84
Terry Porter	15	Dallas	4/26/90
Terry Porter	15	at Detroit (OT)	6/7/90
Terry Porter	14	San Antonio (OT)	5/19/90
Isaiah Rider	14	Utah	5/27/99
Terry Porter	13	Utah	5/19/92
Brandon Roy	13	at Houston	4/26/09
Calvin Natt	12	Seattle	4/22/83
Kiki Vandeweghe	12	at Denver	4/18/86
Kiki Vandeweghe	12	at Denver	4/20/86
Clyde Drexler	12	Utah	4/28/88
Jerome Kersey	12	Utah	5/9/91
Clyde Drexler	12	at L.A. Lakers (OT)	4/29/92
Terry Porter	12	at L.A. Lakers	5/3/92
Terry Porter	12	Phoenix	5/5/92
Terry Porter	12	at Utah	5/24/92
Clyde Drexler	12	Chicago	6/7/92
Clyde Drexler	12	Chicago	6/12/92

Free Throws Attempted

Arvydas Sabonis	20	at Utah	4/25/96
Calvin Natt	17	Seattle	4/22/83
Darnell Valentine	16	at Phoenix	4/22/84
Steve Johnson	16	at Houston	4/28/87
Terry Porter	16	Dallas	4/26/90
Terry Porter	16	San Antonio (OT)	5/19/90

Steals

Lionel Hollins	8	at L.A. Lakers	5/8/77
Clyde Drexler	6	L.A. Lakers	5/6/85
Clyde Drexler	6	Utah	4/30/88
Jerome Kersey	6	San Antonio (OT)	5/19/90
Clyde Drexler	6	Phoenix	5/23/90
Scottie Pippen	6	at L.A. Lakers	5/30/00

Blocked Shots

Bill Walton	8	Philadelphia	6/5/77
Bill Walton	6	at Chicago	4/15/77
Clifford Robinson	6	San Antonio	5/1/93
Maurice Lucas	5	at Chicago	4/15/77
Bill Walton	5	Denver	4/26/77
Bill Walton	5	Denver	5/2/77
Ron Brewer	5	at Phoenix	4/15/79
Mychal Thompson	5	at Kansas City (OT)	4/3/81
Sam Bowie	5	at Dallas (2OT)	4/18/85
Sam Bowie	5	at Dallas (OT)	4/20/85
Clifford Robinson	5	San Antonio	5/12/90
LaMarcus Aldridge	5	at Houston	4/24/09
Joel Przybilla	5	at Houston	4/30/09

Two-Team Playoff Highs

Points

Game.....	304	at Phoenix (2OT)	5/11/92
	259	at L.A. Lakers	5/7/85
	259	at Denver	4/18/86
One half.....	141	Utah	5/9/91
1st quarter	71	Phoenix	4/20/84
	71	at L.A. Lakers	4/30/85
	71	at Phoenix	5/11/92
2nd quarter	73	Dallas	4/25/03
3rd quarter	73	at Kansas City	5/3/81
	73	Phoenix	5/23/90
4th quarter	76	at L.A. Lakers	5/7/85
	76	Utah	5/9/91
One OT period	36	at L.A. Lakers	4/29/92

Field Goals Made

Game.....	111	at Dallas (2OT)	4/18/85
	100	at Denver	4/18/86
One half.....	53	at Dallas	4/20/85

Field Goals Attempted

Game.....	214	at Dallas (2OT)	4/18/85
	211	at L.A. Lakers	4/27/85
One half.....	106	at L.A. Lakers	4/27/85

Three-Point Field Goals Made

Game.....	19	at Dallas	4/23/03
	19	Dallas	4/25/03
One half.....	11	at Dallas	4/23/03

Three-Point Field Goals Attempted

Game.....	46	Dallas	4/25/03
One half.....	27	Dallas	4/25/03

Free Throws Made

Game.....	81	at Phoenix (2OT)	5/11/92
	77	at Utah	5/24/92
One half.....	56	Utah	5/9/91

Free Throws Attempted

Game.....	104	at Phoenix (2OT)	5/11/92
	94	at Utah	5/24/92
One half.....	65	Utah	5/9/91

Rebounds

Offensive.....	41	at L.A. Lakers	4/30/89
Defensive.....	92	at Denver (OT)	5/1/77
	84	at Philadelphia	6/3/77
Game.....	116	at Denver (OT)	5/1/77
	115	at L.A. Lakers	4/27/85
One Half	64	at Philadelphia	6/3/77
	64	at L.A. Lakers	4/27/85

Assists

Game.....	70	at Phoenix (2OT)	5/11/92
	70	at Denver	4/22/77
One half.....	40	at Phoenix	5/25/90

Personal Fouls

Game.....	75	at Phoenix (2OT)	5/11/92
	74	Philadelphia	5/31/77
One half.....	39	at Denver	4/20/86
	39	Utah	5/9/91

Steals

Game.....	29	Chicago	4/12/77
One half.....	19	L.A. Lakers	5/10/77

Blocked Shots

Game.....	21	at Chicago	4/15/77
One half.....	15	at Chicago	4/15/77

Turnovers

Game.....	55	Chicago	4/17/77
One half.....	33	Chicago	4/12/77

Disqualifications

Game.....	6	San Antonio (2OT)	5/15/90
	6	at Phoenix (2OT)	5/11/92
	4	Chicago	4/17/77
	4	at Philadelphia	5/22/77
	4	at Denver	4/20/86
	4	Phoenix	5/2/95

BUCKING THE TURNOVER --- Forward Buck Williams' 49 minutes without a turnover in Portland's 138-132 double overtime victory over the San Antonio Spurs on May 15, 1990, are the third-most minutes logged without a miscue in NBA Playoff history. The win gave the Trail Blazers a 3-2 lead in the Western Conference Semifinals series they ultimately won in seven games.

Opponents Individual Playoff Highs

Points

Game.....47 Charles Barkley Phoenix 5/2/95
 One Half ..35 Michael Jordan at Chicago 6/3/92
 OT period...9 Dan Issel at Denver 5/1/77
 9 Kareem Abdul-Jabbar at L.A. Lakers .. 5/8/77
 9 Rolando Blackman .. at Dallas (2OT) 4/20/85
 9 Bill Laimbeer at Detroit 6/7/90
 9 Kevin Johnson at Phoenix 5/11/92

Field Goals Made

Game.....19 Rolando Blackman .. at Dallas (2OT) 4/18/85
 17 Kareem Abdul-Jabbar at L.A. Lakers .. 5/8/77
 17 Julius Erving Philadelphia 6/5/77
 17 Norm Nixon at L.A. Lakers .. 5/3/83
 17 Karl Malone at Utah 5/6/88
 17 Shaquille O'Neal at L.A. Lakers 4/25/97
 One Half ..14 Michael Jordan at Chicago 6/3/92

Field Goals Attempted

Game.....33 Rolando Blackman at Dallas (2OT) 4/18/85
 30 Karl Malone Utah 5/26/92
 30 Hakeem Olajuwon at Houston 5/1/94
 30 Karl Malone Utah 4/29/96
 One Half ..21 Michael Jordan at Chicago 6/3/92

Three-Point Field Goals Made

Game.....7 Dan Majerle at Phoenix 4/28/95
 One Half ..6 Michael Jordan at Chicago 6/3/92

Three-Point Field Goals Attempted

Game.....11 Jaren Jackson San Antonio 6/4/99
 One Half9 Michael Jordan at Chicago 6/3/92

Free Throws Made

Game.....20 Karl Malone Utah 5/9/91
 One Half ..19 Karl Malone Utah 5/9/91

Free Throws Attempted

Game.....27 Shaquille O'Neal .. at L.A. Lakers.. 5/20/00
 One Half ..27 Shaquille O'Neal .. at L.A. Lakers.. 5/20/00
 One Qtr....25 Shaquille O'Neal .. at L.A. Lakers.. 5/20/00

Free Throw Percentage

Game..1.000..Kevin Johnson (16/16) Phoenix ... 5/7/92

Rebounds

Offensive.....10..Marvin Websterat Seattle 4/23/78
 Defensive.....17..Karl Maloneat Utah 5/11/91
 Game.....23..Marvin Websterat Seattle 4/23/78
 One Half15..Marvin Websterat Seattle 4/23/78

Assists

Game.....23 Magic Johnson L.A. Lakers 5/3/85
 23 John Stockton at Utah 4/25/96
 One Half ..15 Magic Johnson L.A. Lakers 5/3/85

Steals

Game.....7 Bobby Jones Denver 4/24/77
 7 Magic Johnson at L.A. Lakers.. 4/24/83
 7 T.R. Dunn at Denver 4/20/86
 One Half5 Bobby Jones Denver 4/24/77
 5 Magic Johnson at L.A. Lakers.. 4/24/83
 5 Magic Johnson at L.A. Lakers.. 4/30/89

Turnovers

Game.....9 Michael Cooper L.A. Lakers 5/5/85
 One Half7 Michael Cooper L.A. Lakers 5/5/85

Blocked Shots

Game.....8 Kareem Abdul-Jabbar L.A. Lakers 5/10/77
 8 Kareem Abdul-Jabbar L.A. Lakers 5/1/83
 8 Hakeem Olajuwon ... at Houston 4/28/87
 8 David Robinson at San Antonio 5/10/90
 One Half ..7 Hakeem Olajuwon ... at Houston 4/28/87

COMEBACK KINGS --- The 1977 Portland Trail Blazers became the second team in NBA Finals history to rally from an 0-2 start and win the championship, joining the 1969 Boston Celtics, who fell behind the Lakers, 0-2, before recovering to win the series in seven games. Coach Jack Ramsay's Trail Blazers, despite losing the opening two games in Philadelphia (including an 18-point setback in Game 2), swept the next four contests to win the NBA title. Since then, the only team in NBA Finals history to accomplish the feat was the 2006 Miami Heat, who fell behind Dallas, 0-2, before recovering to capture the championship in six games.

Opponents Team Playoff Highs

Points

Game.....	151	at Phoenix (2OT)	5/11/92
	139	at L.A. Lakers	5/7/85
One half.....	75	Utah	5/9/91
1st quarter.....	40	at Phoenix	5/25/90
2nd quarter.....	41	at Houston.....	4/30/87
3rd quarter.....	40	at Dallas	4/18/85
4th quarter.....	45	Utah	5/9/91
One OT period.....	19	at L.A. Lakers	4/29/92

Field Goals Made

Game.....	54	at Dallas (2OT).....	4/18/85
	53	Houston.....	4/24/87
One half	32	at L.A. Lakers	4/27/85

Field Goals Attempted

Game.....	115	at Phoenix (2OT)	5/11/92
	107	at L.A. Lakers	4/27/85
One half	54	Seattle.....	4/22/83
	54	at L.A. Lakers	4/27/85

Field Goal Percentage

Game.....	.610	at Phoenix (50 of 82).....	4/25/90
-----------	------	----------------------------	---------

Three-Point Field Goals Made

Game.....	13	Dallas.....	4/25/03
One half	10	L.A. Lakers	6/2/00

Three-Point Field Goals Attempted

Game.....	29	Dallas.....	4/25/03
One half	16	Dallas	4/25/03

Free Throws Made

Game.....	48	Dallas	4/25/85
	48	at Utah	5/24/92
One half	35	Utah	5/9/91

Free Throws Attempted

Game.....	55	Dallas	4/25/85
	55	at Utah	5/24/92
One half	38	Utah	5/9/91

Free Throw Percentage

Game.....	.958	Utah (23 of 24)	5/14/91
-----------	------	-----------------------	---------

Rebounds

Offensive.....	30	at Seattle.....	4/23/78
Defensive.....	49	at Denver (OT)	5/1/77
	46	at Philadelphia	5/26/77
Game.....	71	at Seattle.....	4/23/78
One half	38	at Seattle.....	4/23/78

Assists

Game.....	38	at Phoenix	5/25/90
One half	25	at L.A. Lakers	5/27/85

Personal Fouls

Game.....	38	at Phoenix (2OT)	5/11/92
	37	San Antonio	5/1/93
One half	22	at Philadelphia	6/3/77

Steals

Game.....	16	at Philadelphia	5/22/77
One half	10	at Philadelphia	5/22/77

Blocked Shots

Game.....	14	at L.A. Lakers	4/24/98
One half	8	at L.A. Lakers	4/24/98

Turnovers

Game.....	36	Chicago.....	4/17/77
One half	19	Chicago.....	4/12/77
	19	Chicago.....	4/17/77

Disqualifications

Game.....	4	San Antonio (2OT)	5/15/90
	4	at Phoenix (2OT)	5/11/92
	2	Phoenix	5/20/84
	2	at Denver.....	5/20/86
	2	Detroit	6/12/90
	2	Phoenix	5/5/92

Highest Scores

151	151-153	at Phoenix (2OT)	5/11/92
139.....	139-131	Dallas (OT)	4/18/85
139.....	139-120	at L.A. Lakers	5/7/85
134.....	134-118	at L.A. Lakers	4/30/85
133.....	133-126	at Denver.....	4/18/86
132.....	132-138	San Antonio (OT)	5/15/90
130.....	130-126	L.A. Lakers	5/3/85
129.....	129-102	at Phoenix	4/28/95
128.....	128-108	at L.A. Lakers	4/27/89

SHAQ AT THE LINE --- The L.A. Lakers' Shaquille O'Neal went to the free throw line 59 times in the 1997 First Round against Portland, setting an NBA four-game playoff series record. He converted 38 of his attempts, 64.4%. In the 2000 Western Conference Finals against the Trail Blazers, he came up one attempt shy of matching Charles Barkley's seven-game series record of 100 attempts, making 51 of 99.

Opponents Team Playoff Lows

Points

Game.....	75	Utah	5/23/99
	75	Utah	5/7/00
One half.....	27	Dallas	4/27/03
1st quarter.....	11	at Utah	5/20/99
	11	Utah	5/23/99
2nd quarter.....	12	Houston.....	4/26/87
3rd quarter.....	8	at L.A. Lakers	5/22/00
4th quarter.....	13	Minnesota	4/23/00
	13	at Minnesota	5/2/00
	13	at Utah	5/14/00
One OT period.....	6	Seattle.....	4/4/80
	6	San Antonio	5/15/90

Field Goals Made

Game.....	26	Utah	5/27/99
-----------	----	------------	---------

Field Goals Attempted

Game.....	62	at L.A. Lakers	4/27/97
-----------	----	----------------------	---------

Field Goal Percentage

Game.....	.340	at Seattle (36 of 106)	4/23/78
-----------	------	------------------------------	---------

Free Throws Made

Game.....	4	Kansas City.....	4/1/81
-----------	---	------------------	--------

Free Throws Attempted

Game.....	8	Kansas City.....	4/1/81
-----------	---	------------------	--------

Free Throw Percentage

Game.....	.481	L.A. Lakers (13 of 27)	6/2/00
-----------	------	------------------------------	--------

Bold indicates occurred in 2009 NBA playoffs

Rebounds

Offensive.....	3	Houston	4/28/09
Defensive.....	15	Dallas	5/2/03
Total.....	24	L.A. Lakers	4/23/92

Assists

Game.....	12	at Seattle.....	4/23/78
	12	Houston	4/21/09

Personal Fouls

Game.....	13	at Houston	4/30/09
-----------	----	------------------	---------

Steals

Game.....	1	at Seattle.....	4/26/78
	1	at Phoenix	5/27/90
	1	Houston	4/21/09

Blocked Shots

Game.....	0	at Philadelphia	5/22/77
	0	at Dallas	4/23/03

Turnovers

Game	6	Dallas	4/25/03
------------	---	--------------	---------

Lowest Scores

75.....	75-81	Utah.....	5/23/99
75.....	75-94	Utah.....	5/7/00
76	76-102	at L.A. Lakers	5/3/92
77.....	77-85	at Minnesota.....	5/2/00
77.....	77-106	at L.A. Lakers.....	5/22/00
77.....	77-88	Houston	4/28/09
79	79-101	L.A. Lakers	4/25/92
79.....	79-81	Utah.....	5/16/00
79.....	79-98	Dallas	4/27/03
80.....	80-92	Utah.....	5/27/99
80.....	80-76	at San Antonio.....	5/29/99

21 IN A ROW --- The Trail Blazers' run of 21 consecutive playoff appearances came to an end in 2003-04. The Trail Blazers battled down to the final week of the season before missing the cut for the first time since 1982. Their string of 21 straight is the second longest in NBA history and just one short of the league record of 22 set by the Syracuse/Philadelphia franchise from 1950 to 1971. The longest current streak is now 12, owned by the Los Angeles Lakers. The Trail Blazers have missed the playoffs only 12 times in their 39 years in the league, with six of those misses coming in the franchise's first six seasons.

Opponents Top Playoff Performances

Points

Charles Barkley	47	Phoenix	5/2/95
Michael Jordan	46	Chicago	6/12/92
Hakeem Olajuwon	46	at Houston	5/1/94
Shaquille O'Neal	46	at L.A. Lakers	4/25/97
Dirk Nowitzki	46	at Dallas	4/19/03
Rolando Blackman	42	at Dallas (2OT)	4/18/85
Rolando Blackman	41	at Dallas (OT)	4/20/85
Shaquille O'Neal	41	at L.A. Lakers	5/20/00
David Thompson	40	Denver	4/24/77
Kareem Abdul-Jabbar	40	at L.A. Lakers	5/8/77
Julius Erving	40	Philadelphia	6/5/77
Calvin Natt	40	at Denver	4/18/86
Karl Malone	40	Utah	5/9/91
Dirk Nowitzki	40	Dallas	4/25/03

Rebounds

Marvin Webster	23	at Seattle	4/24/78
Karl Malone	21	at Utah	5/11/91
Shaquille O'Neal	21	at L.A. Lakers	5/30/00
Kareem Abdul-Jabbar	20	L.A. Lakers	5/10/77
Shaquille O'Neal	20	L.A. Lakers	4/22/01
Sam Perkins	19	at Dallas (OT)	4/20/85
Karl Malone	19	at Utah	5/28/92
Dan Issel	18	at Denver (OT)	5/1/77
Danny Vranes	18	Seattle	4/22/83
Kareem Abdul-Jabbar	17	at L.A. Lakers	5/8/77
Kareem Abdul-Jabbar	17	L.A. Lakers	5/5/85
Roy Tarpley	17	Dallas	4/28/90
Bill Laimbeer	17	Detroit	6/14/90
David Robinson	17	at S. A. (OT)	5/7/93
Karl Malone	17	at Utah	5/20/99

Assists

Magic Johnson	23	L.A. Lakers	5/3/85
John Stockton	23	at Utah	4/25/96
Magic Johnson	21	L.A. Lakers	5/18/91
Magic Johnson	19	at L.A. Lakers	5/7/85
Magic Johnson	19	at L.A. Lakers	5/24/91
Magic Johnson	18	at L.A. Lakers	4/24/83
Magic Johnson	18	at L.A. Lakers	4/30/85
Rod Strickland	17	at San Antonio	5/19/90
Kevin Johnson	17	at Phoenix	5/27/90
John Stockton	16	at Utah	5/4/88
Magic Johnson	16	at L.A. Lakers	4/27/89
John Stockton	16	Utah	5/7/91
Kevin Johnson	16	at Phoenix	5/9/92

Field Goals Made

Rolando Blackman	19	at Dallas (2OT)	4/18/85
Kareem Abdul-Jabbar	17	at L.A. Lakers	5/8/77
Julius Erving	17	Philadelphia	6/5/77
Norm Nixon	17	at L.A. Lakers	5/3/83
Karl Malone	17	at Utah	5/6/88
Shaquille O'Neal	17	at L.A. Lakers	4/25/97

Field Goals Attempted

Rolando Blackman	33	at Dallas (2OT)	4/18/85
Michael Jordan	32	at Chicago (OT)	6/5/92
Karl Malone	30	Utah	5/26/92
Hakeem Olajuwon	30	at Houston	5/1/94
Karl Malone	30	Utah	4/29/96
David Thompson	29	Denver	4/24/77
Julius Erving	29	Philadelphia	6/5/77
Karl Malone	29	at Utah	5/6/88
Karl Malone	29	at Utah	5/11/91

Free Throws Made

Karl Malone	20	Utah	5/9/91
Karl Malone	17	at Utah	5/4/88
Magic Johnson	16	at L.A. Lakers	5/7/85
John Stockton	16	Utah	4/30/88
Michael Jordan	16	Chicago	6/12/92
Magic Johnson	15	L.A. Lakers	5/5/85

Free Throws Attempted

Shaquille O'Neal	27	at L.A. Lakers	5/20/00
Karl Malone	22	at Utah	5/4/88
Karl Malone	22	Utah	5/9/91
John Stockton	19	Utah	4/30/88
Michael Jordan	19	Chicago	6/12/92
Shaquille O'Neal	18	at L.A. Lakers	4/25/97
Magic Johnson	17	at L.A. Lakers	5/7/85
Magic Johnson	16	L.A. Lakers	5/5/85
Hakeem Olajuwon	16	at Houston	4/28/87
Karl Malone	16	Utah	4/30/88
Shaquille O'Neal	16	L.A. Lakers	4/30/97
Shaquille O'Neal	16	L.A. Lakers	4/28/02

Steals

Bobby Jones	7	Denver	4/24/77
Magic Johnson	7	at L.A. Lakers	4/24/83
T.R. Dunn	7	at Denver	4/20/86
David Thompson	6	at Denver (OT)	5/1/77
Steve Mix	6	at Philadelphia	5/22/77
Dennis Johnson	6	at Seattle	4/6/80
Kyle Macy	6	Phoenix	4/26/84
Kareem Abdul-Jabbar	6	L.A. Lakers	5/5/85
Karl Malone	6	Utah	5/1/96

Blocked Shots

Kareem Abdul-Jabbar	8	L.A. Lakers	5/10/77
Kareem Abdul-Jabbar	8	L.A. Lakers	5/1/83
Hakeem Olajuwon	8	at Houston	4/28/87
David Robinson	8	at San Antonio	5/10/90
David Robinson	7	at S. A. (OT)	5/7/93
David Robinson	7	San Antonio	6/4/99
Kareem Abdul-Jabbar	6	at L.A. Lakers	4/24/83
Mark Eaton	6	Utah	4/30/88
David Robinson	6	at San Antonio	5/17/90
Benoit Benjamin	6	at Seattle	5/2/91
Hakeem Olajuwon	6	at Houston	4/29/94
Hakeem Olajuwon	6	at Houston	5/1/94
Eddie Jones	6	at L.A. Lakers	5/24/98

Trail Blazers Career Playoff Leaders

Games Played

1. Drexler	94
2. Kersey	91
3. Porter	84
4. C. Robinson	78
5. B. Williams	74
6. Duckworth.....	67
7. Sabonis.....	51
8. Wallace.....	50
9. Bryant	49
10. Stoudamire	46

Minutes Played

1. Drexler	3,626
2. Porter	3,020
3. Kersey	2,794
4. B. Williams	2,586
5. C. Robinson	2,008
6. Duckworth.....	1,956
7. Wallace.....	1,891
8. Sabonis.....	1,467
9. Stoudamire	1,460
10. Lucas	1,131

Points

1. Drexler	2,015
2. Porter	1,527
3. Kersey	1,392
4. Wallace.....	864
5. C. Robinson	806
6. Duckworth	785
7. B. Williams	774
8. Sabonis.....	617
9. Lucas	549
10. M. Thompson	509

Assists

1. Drexler	640
2. Porter	527
3. Stoudamire	229
4. Kersey	205
5. Valentine	161
6. Strickland	157
7. C. Robinson	128
8. Hollins.....	123
9. Lucas	117
10. Walton.....	108

Bold indicates current Trail Blazers player

FGs Made

1. Drexler	746
2. Kersey	535
3. Porter	513
4. Wallace.....	332
5. Duckworth.....	323
6. C. Robinson	307
7. B. Williams	280
8. Lucas.....	228
9. Sabonis.....	222
10. M. Thompson	201

FGs Attempted

1. Drexler	1,659
2. Kersey	1,120
3. Porter	1,060
4. C. Robinson	749
5. Duckworth.....	723
6. Wallace.....	691
7. B. Williams	548
8. Sabonis.....	491
9. Lucas	478
10. Hollins.....	436

3-Pt. FGs Made

1. Porter	113
2. Drexler	59
3. Stoudamire	48
4. Wallace.....	40
5. Ainge	33
S. Smith	33
Pippen	33
8. W. Williams	21
9. Anthony	19
10. Rider.....	18

3-Pt. FGs Attempted

1. Porter	263
2. Drexler	228
3. Stoudamire	122
4. Pippen	107
5. Wallace.....	95
6. Ainge	88
7. C. Robinson	79
8. Anthony	65
9. S. Smith	64
10. Rider.....	53

FTs Made

1. Drexler	464
2. Porter	388
3. Kersey	321
4. Williams	213
5. C. Robinson	175
6. Wallace.....	160
7. Sabonis.....	158
8. Duckworth.....	139
9. M. Thompson	107
10. Paxson.....	103

FTs Attempted

1. Drexler	586
2. Porter	466
3. Kersey	446
4. B. Williams	306
5. C. Robinson	297
6. Wallace.....	227
7. Duckworth.....	198
8. Sabonis.....	197
9. M. Thompson	163
10. Lucas.....	131

Total Rebounds

1. Drexler	670
2. Williams	623
3. Kersey	595
4. Duckworth.....	393
5. Sabonis.....	354
6. C. Robinson	344
7. Lucas.....	320
8. Walton.....	310
9. Wallace.....	306
10. Porter	290

Offensive RBs

1. Drexler	265
2. Kersey	240
3. Williams	228
4. Duckworth.....	143
5. C. Robinson	125
6. B. Grant.....	89
7. Wallace.....	88
8. M. Thompson	75
9. Sabonis.....	72
10. Lucas.....	65
Carr.....	65

Defensive RBs

1. Drexler	405
2. Williams	395
3. Kersey	355
4. Sabonis.....	306
5. Duckworth.....	250
6. Walton.....	249
7. Lucas.....	247
8. Porter	230
9. C. Robinson	219
10. Wallace.....	218

Steals

1. Drexler	190
2. Kersey	141
3. Porter	106
4. C. Robinson	68
5. Williams	60
6. Hollins.....	57
7. Sabonis.....	48
8. Wallace.....	46
9. Pippen	44
10. Lucas.....	36

Blocked Shots

1. C. Robinson	84
2. Drexler	79
3. Walton.....	67
4. Kersey	62
5. Sabonis.....	48
6. Wallace.....	45
7. Cooper.....	41
8. M. Thompson	40
9. B. Williams	38
10. Duckworth.....	34

Personal Fouls

1. Kersey	337
2. Drexler	329
3. C. Robinson	277
4. Williams	257
5. Duckworth.....	246
6. Porter	196
7. Wallace.....	182
8. Sabonis.....	175
9. Lucas.....	131
10. Carr.....	106

Trail Blazers in the Playoffs

Date	Opponent	Score	Series	Overall	Home	Road	Scoring Leader	Rebounding Leader
------	----------	-------	--------	---------	------	------	----------------	-------------------

1977

FIRST ROUND (Trail Blazers win, 2-1)

1. 4/12	Chicago	96-83	W	1-0	1-0	1-0	29 Lucas	9 Walton
2. 4/15	@ Chicago	104-107	L	1-1	1-1	0-1	24 Walton	13 Walton
3. 4/17	Chicago	106-98	W	2-1	2-1	2-0	26 Gross	11 Walton

CONFERENCE SEMIFINALS (Trail Blazers win, 4-2)

4. 4/20	@ Denver	101-100	W	1-0	3-1	1-1	23 Lucas	13 Lucas
5. 4/22	@ Denver	110-121	L	1-1	3-2	1-2	29 Lucas	16 Walton
6. 4/24	Denver	110-106	W	2-1	4-2	3-0	27 Lucas	13 Walton
7. 4/26	Denver	105-96	W	3-1	5-2	4-0	25 Gross	11 Walton
8. 5/1	@ Denver	105-114 (ot)	L	3-2	5-3	1-3	19 Hollins	14 Walton, Gross
9. 5/2	Denver	108-92	W	4-2	6-3	5-0	25 Davis	12 Walton

CONFERENCE FINALS (Trail Blazers win, 4-0)

10. 5/6	@ Los Angeles	121-109	W	1-0	7-3	2-3	28 Lucas	15 Lucas
11. 5/8	@ Los Angeles	99-97	W	2-0	8-3	3-3	31 Hollins	17 Walton
12. 5/10	Los Angeles	102-97	W	3-0	9-3	6-0	22 Lucas, Walton	15 Walton
13. 5/13	Los Angeles	105-101	W	4-0	10-3	7-0	26 Lucas	14 Walton

NBA FINALS (Trail Blazers win, 4-2)

14. 5/22	@ Philadelphia	101-107	L	0-1	10-4	3-4	28 Walton	20 Walton
15. 5/26	@ Philadelphia	89-107	L	0-2	10-5	3-5	17 Walton	16 Walton
16. 5/29	Philadelphia	129-107	W	1-2	11-5	8-0	27 Lucas	18 Walton
17. 5/31	Philadelphia	130-98	W	2-2	12-5	9-0	25 Hollins	13 Walton
18. 6/3	@ Philadelphia	110-104	W	3-2	13-5	4-5	25 Gross	24 Walton
19. 6/5	Philadelphia	109-107	W	4-2	14-5	10-0	24 Gross	23 Walton

1978

CONFERENCE SEMIFINALS (Sonics win, 4-2)

1. 4/18	Seattle	95-104	L	0-1	0-1	0-1	20 Davis	16 Walton
2. 4/21	Seattle	96-93	W	1-1	1-1	1-1	19 Lucas	14 Lucas
3. 4/23	@ Seattle	84-99	L	1-2	1-2	0-1	24 Owens	9 Owens
4. 4/26	@ Seattle	98-100	L	1-3	1-3	0-2	35 Hollins	8 Owens
5. 4/30	Seattle	113-89	W	2-3	2-3	2-1	31 Owens	13 Lucas
6. 5/1	@ Seattle	94-105	L	2-4	2-4	0-3	23 Davis	12 Lucas

1979

FIRST ROUND (Suns win, 2-1)

1. 4/10	@ Phoenix	103-107	L	0-1	0-1	0-1	26 R. Brewer	10 Lucas, M. Thom.
2. 4/13	Phoenix	96-92	W	1-1	1-1	1-0	21 R. Brewer	17 M. Thompson
3. 4/15	@ Phoenix	91-101	L	1-2	1-2	0-2	16 Lucas, M. Thom., Steele	16 Lucas

1980

FIRST ROUND (Sonics win, 2-1)

1. 4/2	@ Seattle	110-120	L	0-1	0-1	0-1	29 Bates	12 Washington
2. 4/4	Seattle	105-95 (ot)	W	1-1	1-1	1-0	27 R. Brewer, Natt	12 J. Brewer
3. 4/6	@ Seattle	86-103	L	1-2	1-2	0-2	26 Bates	16 Owens

1981

FIRST ROUND (Kings win, 2-1)

1. 4/1	Kansas City	97-98 (ot)	L	0-1	0-1	0-1	25 Bates	17 Washington
2. 4/3	@ Kansas City	124-119 (ot)	W	1-1	1-1	1-0	40 M. Thompson	18 Washington
3. 4/5	Kansas City	95-104	L	1-2	1-2	0-2	34 Bates	17 Washington

1983

FIRST ROUND (Trail Blazers win, 2-0)

1. 4/20	@ Seattle	108-97	W	1-0	1-0	1-0	25 Paxson, M. Thompson	11 Natt
2. 4/22	Seattle	105-96	W	2-0	2-0	1-0	26 Paxson	12 M. Thompson

CONFERENCE SEMIFINALS (Lakers win, 4-1)

3. 4/24	@ L.A. Lakers	97-118	L	0-1	2-1	1-1	22 M. Thompson	9 M. Thompson, Natt
4. 4/26	@ L.A. Lakers	106-112	L	0-2	2-2	1-2	26 Natt	7 Cooper
5. 4/29	L.A. Lakers	109-115 (ot)	L	0-3	2-3	1-1	22 Natt, Paxson	10 Cooper, Natt, Carr
6. 5/1	L.A. Lakers	108-95	W	1-3	3-3	2-1	20 Paxson	10 Natt
7. 5/3	@ L.A. Lakers	108-116	L	1-4	3-4	1-3	32 Paxson	11 Natt

1984

FIRST ROUND (Suns win, 3-2)

1. 4/18	Phoenix	106-113	L	0-1	0-1	0-1	24 Carr	9 Natt
2. 4/20	Phoenix	122-116	W	1-1	1-1	1-1	27 Paxson	13 M. Thompson
3. 4/22	@ Phoenix	103-106	L	1-2	1-2	0-1	29 Valentine	8 M. Thompson, Carr
4. 4/24	@ Phoenix	113-110	W	2-2	2-2	1-1	30 Natt	8 Natt
5. 4/26	Phoenix	105-117	L	2-3	2-3	1-2	24 Paxson	10 Natt, Drexler

1985

FIRST ROUND (Trail Blazers win, 3-1)

1. 4/18	@ Dallas	131-139 (ot)	L	0-1	0-1	0-1	25 Vandeweghe	14 M. Thomp., Bowie
2. 4/20	@ Dallas	124-121 (ot)	W	1-1	1-1	1-1	27 Vandeweghe	20 Bowie
3. 4/23	Dallas	122-109	W	2-1	2-1	1-0	24 Vandeweghe	11 Bowie
4. 4/25	Dallas	115-113	W	3-1	3-1	2-0	27 Vandeweghe	10 Carr

(1985 continued on next page)

Trail Blazers in the Playoffs

Date	Opponent	Score	Series	Overall	Home	Road	Scoring Leader	Rebounding Leader
<i>(1985 continued from previous page)</i>								
CONFERENCE SEMIFINALS (Lakers win, 4-1)								
5. 4/27	@ L.A. Lakers	101-125	L 0-1	3-2		1-2	26 Colter	10 Carr
6. 4/30	@ L.A. Lakers	118-134	L 0-2	3-3		1-3	23 Vandeweghe	12 Carr
7. 5/3	L.A. Lakers	126-130	L 0-3	3-4	2-1		27 Vandeweghe	11 Drexler
8. 5/5	L.A. Lakers	115-107	W 1-3	4-4	3-1		17 Vandew., M. Thomp.	10 M. Thompson
9. 5/7	@ L.A. Lakers	120-139	L 1-4	4-5		1-4	18 Kersey	11 Carr
1986								
FIRST ROUND (Nuggets win, 3-1)								
1. 4/18	@ Denver	126-133	L 0-1	0-1		0-1	28 Vandeweghe	9 Carr
2. 4/20	@ Denver	108-106	W 1-1	1-1		1-1	36 Vandeweghe	11 Carr
3. 4/22	Denver	104-115	L 1-2	1-2	0-1		24 Vandeweghe	15 Carr
4. 4/24	Denver	112-116	L 1-3	1-3	0-2		24 Vandeweghe	18 Carr
1987								
FIRST ROUND (Rockets win, 3-1)								
1. 4/24	Houston	115-125	L 0-1	0-1	0-1		30 Vandeweghe	13 Drexler
2. 4/26	Houston	111-98	W 1-1	1-1	1-1		32 Drexler	8 S. Johnson, Porter
3. 4/28	@ Houston	108-117	L 1-2	1-2		0-1	26 Drexler	10 S. John., Ca. Jones
4. 4/30	@ Houston	101-113	L 1-3	1-3		0-2	27 Vandeweghe	12 S. Johnson
1988								
FIRST ROUND (Jazz win, 3-1)								
1. 4/28	Utah	108-96	W 1-0	1-0	1-0		26 Drexler, Kersey	13 Drexler
2. 4/30	Utah	105-114	L 1-1	1-1	1-1		25 Drexler	14 Lucas
3. 5/4	@ Utah	108-113	L 1-2	1-2		0-1	23 Kersey	16 Duckworth
4. 5/6	@ Utah	96-111	L 1-3	1-3		0-2	33 Duckworth	10 Duck., Kersey
1989								
FIRST ROUND (Lakers win, 3-0)								
1. 4/27	@ L.A. Lakers	108-128	L 0-1	0-1		0-1	30 Drexler	8 Kersey, Porter
2. 4/30	@ L.A. Lakers	105-113	L 0-2	0-2		0-2	28 Drexler	11 Kersey, Bowie
3. 5/3	L.A. Lakers	108-116	L 0-3	0-3	0-1		29 Porter	8 Drexler
1990								
FIRST ROUND (Trail Blazers win, 3-0)								
1. 4/26	Dallas	109-102	W 1-0	1-0	1-0		28 Porter	16 B. Williams
2. 4/28	Dallas	114-107	W 2-0	2-0	2-0		18 Duckworth	13 B. Williams
3. 5/1	@ Dallas	106-92	W 3-0	3-0		1-0	29 Kersey	10 B. Williams
CONFERENCE SEMIFINALS (Trail Blazers win, 4-3)								
4. 5/5	San Antonio	107-94	W 1-0	4-0	3-0		25 Kersey	16 Kersey
5. 5/8	San Antonio	122-112	W 2-0	5-0	4-0		27 Porter	8 B. Williams
6. 5/10	@ San Antonio	98-121	L 2-1	5-1		1-1	18 Porter, B. Williams	8 C. Robinson
7. 5/12	@ San Antonio	105-115	L 2-2	5-2		1-2	27 Drexler	10 B. Williams
8. 5/15	San Antonio	138-132 (2ot)	W 3-2	6-2	5-0		38 Porter	10 B. Williams, Kers.
9. 5/17	@ San Antonio	97-112	L 3-3	6-3		1-3	22 Kersey	10 B. Williams
10. 5/19	San Antonio	108-105 (ot)	W 4-3	7-3	6-0		36 Porter	15 B. Williams, Kers.
CONFERENCE FINALS (Trail Blazers win, 4-2)								
11. 5/21	Phoenix	100-98	W 1-0	8-3	7-0		20 Drexler	11 Kersey
12. 5/23	Phoenix	108-107	W 2-0	9-3	8-0		29 Kersey	11 Kersey
13. 5/25	@ Phoenix	89-123	L 2-1	9-4		1-4	16 Kersey	7 Bryant
14. 5/27	@ Phoenix	107-119	L 2-2	9-5		1-5	29 Kersey	8 B. Williams
15. 5/29	Phoenix	120-114	W 3-2	10-5	9-0		32 Drexler	11 Kersey
16. 5/31	@ Phoenix	112-109	W 4-2	11-5		2-5	23 Drexler, Porter	11 B. Williams
NBA FINALS (Pistons win, 4-1)								
17. 6/5	@ Detroit	99-105	L 0-1	11-6		2-6	21 Drexler	12 B. Williams
18. 6/7	@ Detroit	106-105 (ot)	W 1-1	12-6		3-6	33 Drexler	12 B. Williams
19. 6/10	Detroit	106-121	L 1-2	12-7	9-1		27 Kersey	13 Drexler
20. 6/12	Detroit	109-112	L 1-3	12-8	9-2		34 Drexler	8 Drexler, Kersey
21. 6/14	Detroit	90-92	L 1-4	12-9		3-7	21 Drexler, Duckworth	9 Kersey
1991								
FIRST ROUND (Trail Blazers win, 3-2)								
1. 4/26	Seattle	110-102	W 1-0	1-0	1-0		39 Drexler	13 Duckworth
2. 4/28	Seattle	115-106	W 2-0	2-0	2-0		22 Drexler	10 Duckworth
3. 4/30	@ Seattle	99-102	L 2-1	2-1		0-1	23 Drexler	11 B. Williams
4. 5/2	@ Seattle	89-101	L 2-2	2-2		0-2	20 Kersey	9 B. Williams, C. Robin.
5. 5/4	Seattle	119-107	W 3-2	3-2	3-0		23 Porter	12 B. Williams
CONFERENCE SEMIFINALS (Trail Blazers win, 4-1)								
6. 5/7	Utah	117-97	W 1-0	4-2	4-0		20 Drexler	15 Drexler
7. 5/9	Utah	118-116	W 2-0	5-2	5-0		34 Kersey	6 Kersey
8. 5/11	@ Utah	101-107	L 2-1	5-3		0-3	28 Porter	10 Kersey, Drexler
9. 5/12	@ Utah	104-101	W 3-1	6-3		1-3	30 Duckworth	11 Drexler, Duckworth
10. 5/14	Utah	103-96	W 4-1	7-3	6-0		22 Porter, Drexler	12 B. Williams
CONFERENCE FINALS (Lakers win, 4-2)								
11. 5/18	L.A. Lakers	106-111	L 0-1	7-4	6-1		28 Drexler	10 B. Williams
12. 5/21	L.A. Lakers	109-98	W 1-1	8-4	7-1		26 Porter	11 B. Williams
13. 5/24	@ L.A. Lakers	92-106	L 1-2	8-5		1-4	19 Kersey	11 B. Williams
14. 5/26	@ L.A. Lakers	95-116	L 1-3	8-6		1-5	25 Kersey	8 B. Williams, Drexler
15. 5/28	L.A. Lakers	95-84	W 2-3	9-6	8-1		20 Kersey	16 B. Williams
16. 5/30	@ L.A. Lakers	90-91	L 2-4	9-7		1-6	24 Porter	8 Drexler

Trail Blazers in the Playoffs

Date	Opponent	Score	Series	Overall	Home	Road	Scoring Leader	Rebounding Leader
1992								
FIRST ROUND (Trail Blazers win, 3-1)								
1. 4/23	L.A. Lakers	115-102	W	1-0	1-0		24 C.Robinson	13 B.Williams
2. 4/25	L.A. Lakers	101-79	W	2-0	2-0	2-0	19 Duckworth	12 B.Williams
3. 4/29	@ L.A. Lakers	119-121	L	2-1	2-1	0-1	42 Drexler	13 B.Williams
4. 5/3	@ L.A. Lakers#	102-76	W	3-1	3-1	1-1	26 Drexler	12 Drexler
# at Las Vegas								
CONFERENCE SEMIFINALS (Trail Blazers win, 4-1)								
5. 5/5	Phoenix	113-111	W	1-0	4-1	3-0	31 Porter	10 Drexler
6. 5/7	Phoenix	126-119	W	2-0	5-1	4-0	27 Porter,Drexler	9 Kersey
7. 5/9	@ Phoenix	117-124	L	2-1	5-2	1-2	37 Drexler	9 Kersey
8. 5/11	@ Phoenix	153-151 (2ot)	W	3-1	6-2	2-2	33 Drexler	10 Kersey
9. 5/14	Phoenix	118-106	W	4-1	7-2	5-0	34 Drexler	12 Kersey,B.Williams
CONFERENCE FINALS (Trail Blazers win, 4-2)								
10. 5/16	Utah	113-88	W	1-0	8-2	6-0	26 Porter	8 B.Williams
11. 5/19	Utah	119-102	W	2-0	9-2	7-0	41 Porter	7 Dkwrth.,C.Robinson
12. 5/22	@ Utah	89-97	L	2-1	9-3	2-3	26 Drexler,Kersey	9 B.Williams,Kersey
13. 5/24	@ Utah	112-121	L	2-2	9-4	2-4	34 Porter	8 Kersey
14. 5/26	Utah	127-121	W	3-2	10-4	8-0	29 Kersey	12 B.Williams
15. 5/28	@ Utah	105-97	W	4-2	11-4	3-4	18 Kersey,Port,Drex.	8 B.Williams
NBA FINALS (Bulls win, 4-2)								
16. 6/3	@ Chicago	89-122	L	1-0	11-5	3-5	16 Drexler,C.Robinson	7 Kersey
17. 6/5	@ Chicago	115-104 (ot)	W	1-1	12-5	4-5	26 Drexler	14 B.Williams
18. 6/7	Chicago	84-94	L	1-2	12-6	8-1	32 Drexler	12 Kersey
19. 6/10	Chicago	94-88	W	2-2	13-6	9-1	21 Drexler,Kersey	11 Duckworth
20. 6/12	Chicago	106-119	L	2-3	13-7	9-2	30 Drexler	12 Kersey
21. 6/14	@ Chicago	93-97	L	2-4	13-8	4-6	24 Drexler,Kersey	9 Kersey
1993								
FIRST ROUND (Spurs win, 3-1)								
1. 4/29	San Antonio	86-87	L	0-1	0-1	0-1	24 Kersey	9 Kersey
2. 5/1	San Antonio	105-96	W	1-1	1-1	1-1	21 Drexler	8 Strickland
3. 5/5	@ San Antonio	101-107	L	1-2	1-2	0-1	19 Drexler	7 B.Williams
4. 5/7	@ San Antonio	97-100 (ot)	L	1-3	1-3	0-2	21 Bryant	14 Kersey
1994								
FIRST ROUND (Rockets win, 3-1)								
1. 4/29	@ Houston	104-114	L	0-1	0-1	0-1	26 Drexler	13 Drexler
2. 5/1	@ Houston	104-115	L	0-2	0-2	0-2	28 C.Robinson	9 Drexler
3. 5/3	Houston	118-115	W	1-2	1-2	1-0	25 Strickland	10 B.Williams,C.Rob.
4. 5/6	Houston	89-92	L	1-3	1-3	1-1	26 Strickland	13 Drexler
1995								
FIRST ROUND (Suns win, 3-0)								
1. 4/28	@ Phoenix	102-129	L	0-1	0-1	0-1	23 Strickland	7 Dudley,H.Grant
2. 4/30	@ Phoenix	94-103	L	0-2	0-2	0-2	26 Strickland	7 B.Williams
3. 5/2	Phoenix	109-117	L	0-3	0-3	0-1	21 Strickland	10 C.Robinson
1996								
FIRST ROUND (Jazz win, 3-2)								
1. 4/25	@ Utah	102-110	L	0-1	0-1	0-1	27 Strickland	10 Dudley
2. 4/27	@ Utah	90-105	L	0-2	0-2	0-2	26 Sabonis	12 Sabonis
3. 4/29	Utah	94-91 (ot)	W	1-2	1-2	1-0	27 Sabonis	12 Sabonis
4. 5/1	Utah	98-90	W	2-2	2-2	2-0	27 Strickland	13 Sabonis
5. 5/5	@ Utah	64-102	L	2-3	2-3	0-3	14 Sabonis	8 Sabonis
1997								
FIRST ROUND (Lakers win, 3-1)								
1. 4/25	@ L.A. Lakers	95-77	L	0-1	0-1	0-1	18 Wallace,Sabonis	11 Dudley
2. 4/27	@ L.A. Lakers	93-107	L	0-2	0-2	0-2	20 Wallace	10 C.Robinson
3. 4/30	L.A. Lakers	98-90	W	1-2	1-2	1-0	30 K.Anderson	7 Dudley
4. 5/2	L.A. Lakers	91-95	L	1-3	1-3	1-1	23 Sabonis	10 Sabonis
1998								
FIRST ROUND (Lakers win, 3-1)								
1. 4/24	@ L.A. Lakers	102-104	L	0-1	0-1	0-1	25 Rider	12 B.Grant
2. 4/26	@ L.A. Lakers	99-108	L	0-2	0-2	0-2	24 Rider	7 B.Grant,Wal.,Sab.
3. 4/28	L.A. Lakers	99-94	W	1-2	1-2	1-0	18 Rider,Stoud.	12 B.Grant
4. 4/30	L.A. Lakers	99-110	L	1-3	1-3	1-1	24 Stoudamire	12 B.Grant

Trail Blazers in the Playoffs

Date	Opponent	Score	Series	Overall	Home	Road	Scoring Leader	Rebounding Leader
1999								
FIRST ROUND (Trail Blazers win, 3-0)								
1. 5/8	Phoenix	95-85	W	1-0	1-0		25 Rider	10 B.Grant
2. 5/10	Phoenix	110-99	W	2-0	2-0		22 B.Grant, Stoud.	9 Sabonis
3. 5/12	@ Phoenix	103-93	W	3-0	3-0	1-0	20 B.Grant	11 Sabonis
CONFERENCE SEMIFINALS (Trail Blazers win, 4-2)								
4. 5/18	@ Utah	83-93	L	0-1	3-1	1-1	19 B.Grant	11 Sabonis
5. 5/20	@ Utah	84-81	W	1-1	4-1	2-1	27 Rider	14 Sabonis
6. 5/22	Utah	97-87	W	2-1	5-1	3-0	20 Wallace	15 B.Grant
7. 5/23	Utah	81-75	W	3-1	6-1	4-0	24 Rider	15 Sabonis
8. 5/25	@ Utah	71-88	L	3-2	6-2	2-2	16 Rider	10 B.Grant
9. 5/27	Utah	92-80	W	4-2	7-2	5-0	24 Rider	12 B.Grant
CONFERENCE FINALS (Spurs win, 4-0)								
10. 5/29	@ San Antonio	76-80	L	0-1	7-3	2-3	28 Wallace	8 Wallace
11. 5/31	@ San Antonio	85-86	L	0-2	7-4	2-4	15 Stoudamire	7 B.Grant, Sabonis
12. 6/4	San Antonio	63-85	L	0-3	7-5	5-1	22 Wallace	13 B.Grant
13. 6/6	San Antonio	80-94	L	0-4	7-6	5-2	21 Stoudamire	7 Sabonis
2000								
FIRST ROUND (Trail Blazers win, 3-1)								
1. 4/23	Minnesota	91-88	W	1-0	1-0		28 Pippen	9 Pippen
2. 4/26	Minnesota	86-82	W	2-0	2-0		21 Pippen	7 Pippen, Wallace
3. 4/30	@ Minnesota	87-94	L	2-1	2-1	0-1	22 Smith	7 B.Grant
4. 5/2	@ Minnesota	85-77	W	3-1	3-1	1-1	15 Wallace, Sabonis	11 Sabonis
CONFERENCE SEMIFINALS (Trail Blazers win, 4-1)								
5. 5/7	Utah	94-75	W	1-0	4-1	3-0	20 Pippen	14 Sabonis
6. 5/9	Utah	103-85	W	2-0	5-1	4-0	19 Smith	8 Wallace, B.Grant
7. 5/11	@ Utah	103-84	W	3-0	6-1	2-1	22 Sabonis	8 Sabonis
8. 5/14	@ Utah	85-88	L	3-1	6-2	2-2	20 B.Grant	13 B.Grant
9. 5/16	Utah	81-79	W	4-1	7-2	5-0	23 Pippen	9 Sabonis, Pippen
CONFERENCE FINALS (Lakers win, 4-3)								
10. 5/20	@ L.A. Lakers	94-109	L	0-1	7-3	2-3	19 Pippen	11 Pippen
11. 5/22	@ L.A. Lakers	106-77	W	1-1	8-3	3-3	29 Wallace	12 Wallace
12. 5/26	L.A. Lakers	91-93	L	1-2	8-4	5-1	19 Wal., Stoudamire	9 Pippen
13. 5/28	L.A. Lakers	91-103	L	1-3	8-5	5-2	34 Wallace	13 Wallace
14. 5/30	@ L.A. Lakers	96-88	W	2-3	9-5	4-3	22 Wallace, Pippen	10 Wallace
15. 6/2	L.A. Lakers	103-93	W	3-3	10-5	6-2	26 Smith	11 Sabonis
16. 6/4	@ L.A. Lakers	84-89	L	3-4	10-6	4-4	30 Wallace	10 Pippen
2001								
FIRST ROUND (Lakers win, 3-0)								
1. 4/22	@ L.A. Lakers	93-106	L	0-1	0-1	0-1	24 Wallace	9 Sabonis
2. 4/26	@ L.A. Lakers	88-106	L	0-2	0-2	0-2	21 Pippen	8 Pippen
3. 4/29	L.A. Lakers	86-99	L	0-3	0-3	0-1	25 Smith, Stoud.	13 Wallace
2002								
FIRST ROUND (Lakers win, 3-0)								
1. 4/21	@ LA Lakers	87-95	L	0-1	0-1	0-1	25 Wallace	14 Wallace
2. 4/25	@ LA Lakers	96-103	L	0-2	0-2	0-2	31 Wallaco	11 Wallace
3. 4/28	L.A. Lakers	91-92	L	0-3	0-3	0-1	20 Wallaco	12 Wallace
2003								
FIRST ROUND (Mavericks win, 4-3)								
1. 4/19	@ Dallas	86-96	L	0-1	0-1	0-1	26 Wallace	10 Wells, Davis
2. 4/23	@ Dallas	99-103	L	0-2	0-2	0-2	45 Wells	15 Davis
3. 4/25	Dallas	103-115	L	0-3	0-3	0-1	19 Patterson	10 Randolph
4. 4/27	Dallas	98-79	W	1-3	1-3	1-1	25 Randolph	15 Randolph
5. 4/30	@ Dallas	103-99	W	2-3	2-3	1-2	22 Randolph	9 Randolph
6. 5/2	Dallas	125-103	W	3-3	3-3	2-1	21 Randolph	10 Randolph
7. 5/4	@ Dallas	95-107	L	3-4	3-4	1-3	17 Wallace, Stoud.	10 Randolph
2009								
FIRST ROUND (Rockets win, 4-2)								
1. 4/18	Houston	81-108	L	0-1	0-1	0-1	21 Roy	5 Przy, Blake, Oden, Ruffin
2. 4/21	Houston	107-103	W	1-1	1-1	1-1	42 Roy	12 Aldridge
3. 4/24	@ Houston	83-86	L	1-2	1-2	0-1	19 Roy	8 Aldridge
4. 4/26	@ Houston	88-89	L	1-3	1-3	0-2	31 Roy	12 Przybilla
5. 4/28	Houston	88-77	W	2-3	2-3	2-1	25 Roy, Aldridge	7 Aldridge, Blake
6. 4/30	@ Houston	76-92	L	2-4	2-4	0-3	26 Aldridge	8 Przybilla, Fernandez

2010 NBA PLAYOFF POOL

The 2010 NBA Playoff pool is \$12 million and will be distributed to teams in the following manner:

Best Record in NBA:	\$346,105
Best Record in Conference, \$302,841 each:	\$605,682
Second Best Record in Conference, \$243,411 each:	\$486,822
Third Best Record in Conference, \$181,706 each:	\$363,412
Fourth Best Record in Conference, \$142,800 each:	\$285,600
Fifth Best record in Conference, \$118,990 each:	\$237,980
Sixth Best Record in Conference, \$81,157 each:	\$162,314
Teams Participating in First Round, \$179,092 each:	\$2,865,472
Teams Participating in Conference Semifinals, \$213,095 each:	\$1,704,760
Teams Participating in Conference Finals, \$352,137 each:	\$1,408,548
Losing Team, NBA Finals:	\$1,408,168
Winning Team, NBA Finals:	<u>\$2,125,137</u>
Total Playoff Pool:	\$12,000,000

RECENT NBA PLAYOFF POOLS

1982: \$1,500,000	1996: \$7,000,000
1983: \$1,500,000	1997: \$7,000,000
1984: \$1,750,000	1998: \$7,000,000
1985: \$1,750,000	1999: \$7,500,000
1986: \$1,750,000	2000: \$7,500,000
1987: \$1,750,000	2001: \$7,500,000
1988: \$1,750,000	2002: \$8,000,000
1989: \$2,400,000	2003: \$8,750,000
1990: \$2,400,000	2004: \$8,875,000
1991: \$3,200,000	2005: \$9,500,000
1992: \$4,000,000	2006: \$10,000,000
1993: \$5,000,000	2007: 10,000,000
1994: \$6,000,000	2008: \$11,000,000
1995: \$7,000,000	2009: \$11,000,000

Note: Players and coaches shared a pool of \$50,000 during the 1951 Playoffs.



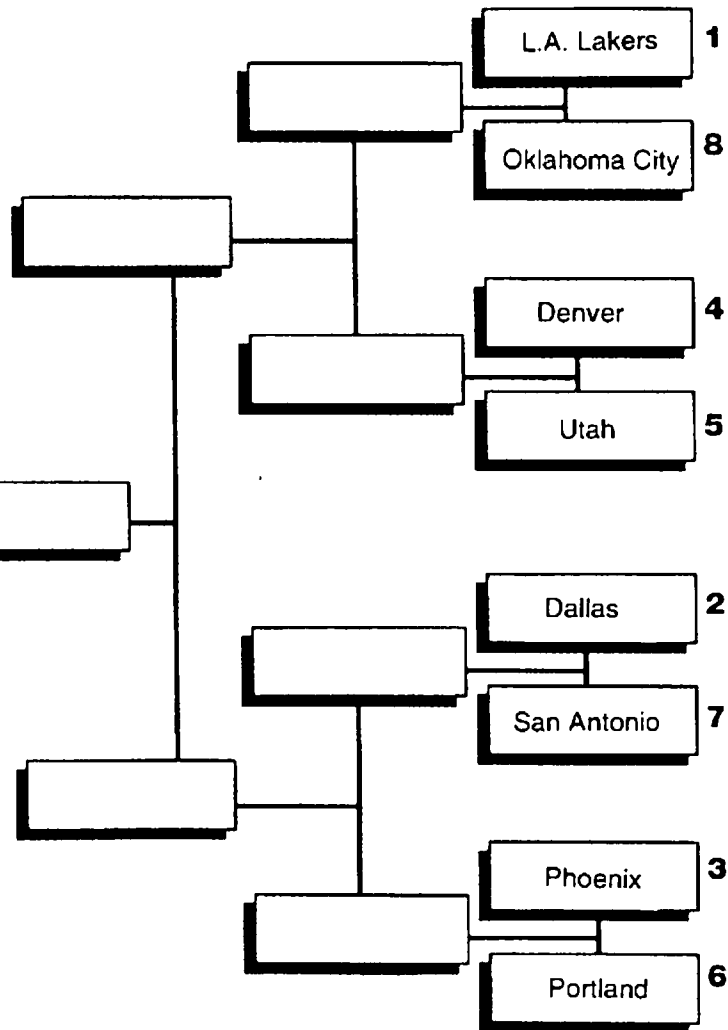
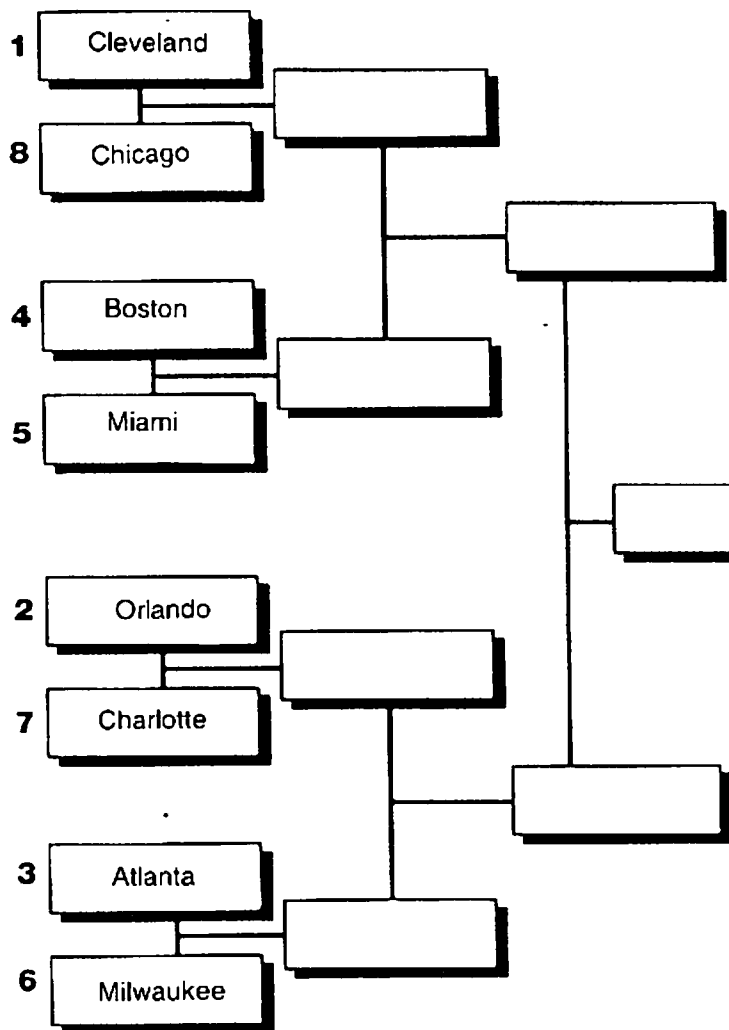
Eastern Conference

First Round	Conference Semifinals	Conference Finals
Best of Seven (2-2-1-1-1 format)	Best of Seven (2-2-1-1-1 format)	Best of Seven (2-2-1-1-1 format)



Western Conference

Conference Finals	Conference Semifinals	First Round
Best of Seven (2-2-1-1-1 format)	Best of Seven (2-2-1-1-1 format)	Best of Seven (2-2-1-1-1 format)



Eight teams in each conference qualify for NBA Playoffs 2010 which begin on Saturday, April 17. The first four seeds in each conference will continue to be given to the three division winners and the team with the next best regular season record, but these four teams will now be seeded in order of their regular season records. The remaining four teams are ranked Nos. 5-8 according to their won-lost records. The team with the better regular season won-lost record has homecourt advantage in each round of the playoffs.