



2010 PLAYOFFS

ONE GOAL. TOGETHER.



TABLE OF CONTENTS

FRONT OFFICE:

Staff Directory.....
Monumental Sports & Entertainment.
Ted Leonsis.....
Sheila Johnson.....
Greg Bibb.....
Angela Taylor.....
Julie Plank.....
Assistant Coaches.....
Support Staff.....

MYSTICS PLAYERS:

2010 Roster.....
Player Biographies and Statistics.....

2010 SEASON IN REVIEW:

Schedule and Results.....
Team Notes.....
Statistics.....
Individual Highs and Lows.....
Team Highs and Lows.....
Game-by-Game.....

MYSTICS ALL-TIME RECORDS:

Playoff History.....
All-Time Records.....

OPPONENTS INFORMATION:

Eastern Conference.....
Western Conference.....

LEAGUE INFORMATION/STATISTICS:

NEWSPAPER CLIPPINGS:



FRONT OFFICE AND BASKETBALL STAFF

Owners: Monumental Sports:

Ted Leonsis, Dick Patrick, Jack Davies, Richard Fairbank, Raul Fernandez, Sheila C. Johnson, Richard Kay, Jeong Kim, Ph.D, Mark Lerner, George Stamas, Scott Brickman, SWaN Investors, Neil D. Cohen, Albert H. Cohen

Mystics President and Managing Partner:

Sheila C. Johnson

Mystics Chief Operating Officer:

Greb Bibb

General Manager:

Angela Taylor

Head Coach:

Julie Plank

Assistant Coach:

Marianne Stanley

Director of Scouting:

Trudi Lacey

Director of Basketball Operations:

Clinton Crouch

Certified Athletic Trainer:

Navin Hettiarachchi

Strength & Conditioning Coach:

Lisa Ciaravella

Coordinator, Basketball Operations:

Sheila Robinson

Equipment Manager:

Cassaundra Lockett

Manager, Team Operations:

Michael Ovechkin

Video Coordinator:

Paige Jackson

VP, Sales & Customer Service:

Michael Ragan

VP, Communications:

Ketsia Colimon

Director, Community Relations:

Nicole Boden

Marketing & Partnership Services Manager:

Rebecca Hunt

Game Operations & New Media Manager:

Crystal Hudson

Corporate Sponsorship Coordinator:

LaRhonda Lombardi, Veronica Sander

Customer Service Manager:

Eboni Tyler

Ticket Operations Manager:

Lauren Lafayette

Senior Account Executive:

Maria Giovannetti

Account Executives:

Erin Mitchell, Sarah Novak,
Veronica Sander, Christopher
Waldmann

Washington Mystics, Verizon Center, 601 F Street NW, 4th Floor, Washington, DC, 20004

MONUMENTAL SPORTS & ENTERTAINMENT

Monumental Sports & Entertainment owns and operates three professional sports teams: the NBA's Washington Wizards, NHL's Washington Capitals and WNBA's Washington Mystics. Monumental, which merged Lincoln Holdings and Washington Sports and Entertainment on June 10, 2010, also owns and operates Verizon Center, the premier sports and entertainment venue in Washington, D.C. Additionally, the group controls the local Ticketmaster franchise, Kettler Capitals Iceplex, the Capitals' state-of-the-art training facility in Arlington, Va., and George Mason University's Patriot Center, located in Fairfax, Va.

Monumental Sports & Entertainment operates in the nation's fifth-biggest media market and is one of the largest integrated sports and entertainment companies in the country with one of the most diverse partnership groups in all of sports.

Ted Leonsis is known as one of the country's premiere businessmen having held numerous leadership positions at AOL. He is also a professional sports team owner, a film producer, a private-angel investor, an active Board member and a committed philanthropist.

During his 14-year career with AOL, the company enjoyed its greatest periods of growth and financial success. Leonsis now serves as vice chairman emeritus, having stepped down from day-to-day management at AOL on Dec. 31, 2006. He has served as AOL vice chairman as well as president of several business units, including the AOL Services Company, AOL Studios, AOL Web Services, AOL Core Service and the AOL Audience Business.

Leonsis is now the chairman of Revolution Money, an innovative new Web 2.0 payment platform and credit-card service created to transform the financial services industry by drastically altering the economics through Internet-based technology. This new payment platform also generates significant merchant and consumer benefits. Revolution Money, formerly GratisCard Inc., is a subsidiary of Revolution LLC, the investment company created by Steve Case.

In addition to Lincoln Holdings LLC, Leonsis has investments in a large group of web-related companies, including Algentis LLC, Beacon Capital Strategies LLC, Clearspring Technologies, Geneva Acquisition Corp., Mahalo, Mobile Posse, Object Video and Qloud. Leonsis serves on the board of several of these companies as well as PodShow.

Leonsis has recently become involved in filmmaking through conceptualizing and producing "Nanking," a documentary film that made its world premiere at the 2007 Sundance Film Festival where it won the Documentary Editing Award. Since that time, the film has been screened at film festivals around the globe, including the Hong Kong Film Festival, where it won the Humanitarian Award, and is already the best-selling documentary in China's history.

Dick Patrick, Vice Chairman and Chief Operating Officer, President, Washington Capitals

Dick Patrick, along with Ted Leonsis, is one of the original partners in the group that became Monumental Sports & Entertainment. A mainstay for the Washington Capitals' franchise for more than two decades, the owner, president and alternate governor continues to lead the club with his tireless effort and intense desire to continue a family tradition – engraving the Patrick name onto the Stanley Cup.

Patrick, who joined the Capitals prior to the 1982-83 season, guides the team on a daily basis. The former chairman of the NHL Finance Committee, Patrick has been instrumental in the Capitals' long-term success as a franchise both on and off the ice. Patrick was a leader in the conception and development of the Kettler Capitals Iceplex, the team's state-of-the-art training center and office building that opened in 2006 in Arlington, Va.

Raul Fernandez, Vice Chairman

Raul Fernandez is the chairman of ObjectVideo, a private technology company that develops video analytics software for automated security surveillance. He is also a special advisor to General Atlantic Partners, a growth equity firm with over \$17 billion under management. Fernandez founded Proxicom, an internet services company he started in 1991 with \$40,000 in savings. After taking Proxicom public in 1999 and growing his business to more than \$200 million in revenue, he sold it to Dimension Data in 2001. Fernandez also serves on the board of Liz Claiborne; TROW, a Toronto-based engineering and

MONUMENTAL SPORTS & ENTERTAINMENT

consulting firm; ValueOptions, the nation's largest independent behavioral healthcare company and Network Solutions, the leader in web-based domain name and related services.

Fernandez, a native Washingtonian, is an active philanthropist in D.C. regional non-profits, focusing his energy primarily on educational reform. In 2000, he co-founded Venture Philanthropy Partners, a philanthropic investment organization based in Washington, D.C. Fernandez sits on various non-profit boards, including America's Promise, the D.C. College Access Program (DCCAP), the D.C. Public Education Fund and the Fernandez Foundation. He holds a bachelor's degree in economics from the University of Maryland.

Sheila C. Johnson, Vice Chairman, President and Managing Partner, Washington Mystics

Sheila C. Johnson, a successful entrepreneur and impassioned philanthropist, is CEO of Salamander Hospitality, LLC, overseeing a growing portfolio of luxury properties including The Woodlands Resort & Inn in Summerville, S.C., Innisbrook Resort & Golf Club in Innisbrook, Fla., and Salamander Resort & Spa in the foothills of the Blue Ridge Mountains in Middleburg, Va., which is poised to become one of the most unique retreats in the world when it opens in early 2011. Johnson is president and managing partner of the WNBA's Washington Mystics. She has long been a powerful influence in the entertainment industry as a founding partner of Black Entertainment Television (BET) and most recently as a film producer. Her film *A Powerful Noise* premiered at the 2008 Tribeca Film Festival in New York. On March 5, 2009 *A Powerful Noise* premiered in more than 450 theatres throughout the country to celebrate International Women's Day.

In 2006 Johnson was named global ambassador for CARE, a leading humanitarian organization fighting global poverty by empowering women because they have the unique power to help entire communities escape poverty. "Sheila's I Am Powerful Challenge" was instrumental in helping raise funds for CARE's important work. Johnson is also a member of the Council on Foreign Relations. An avid supporter of the arts and an accomplished violinist, Johnson dedicates her time to organizations that create opportunities for children to express and explore their creativity. She serves as chair of the Board of Governors of Parsons The New School for Design in New York and sits on the boards of VHI's Save the Music Foundation, Americans for the Arts, the Jackie Robinson Foundation, and the University of Illinois Foundation.

Jack Davies was the founder and president of AOL International and now serves on the board of directors of Scholastic, the global children's publishing and media company. Prior to joining AOL in 1993, Davies was managing director of Citicorp's London-based consumer mortgage business after serving as vice president, Europe, for RCA Records. He began his career at General Electric where he held numerous senior consumer marketing positions. Davies earned an MBA in Marketing (1973) and a BA in Political Science (1972) from the University of Rochester.

Active in philanthropy in the D.C. area, Davies serves on a number of boards including the Board and Executive Committee of Venture Philanthropy Partners. In addition he is on the board of See Forever Foundation, CharityWorks and The Washington Scholarship Fund.

Richard D. Fairbank is founder, chairman and chief executive officer of Capital One Financial Corporation, a broadly diversified financial services company ranked 130th on the *Fortune* 500. Mr. Fairbank founded Capital One in 1988 based on his belief that the power of information, technology and testing could be harnessed to bring highly customized financial products directly to consumers. Headquartered in McLean, Va., Capital One is the seventh-largest bank in the United States, offering a broad spectrum of financial products and services to consumers, small businesses and commercial clients. With the company's newly acquired subsidiary, Chevy Chase Bank, F.S.B., Capital One has approximately 1,000 branch locations in New York, New Jersey, Louisiana, Texas, Maryland, Virginia, and the District of Columbia. Additionally, Capital One has international businesses in the United Kingdom and Canada.

Capital One has been widely recognized for its entrepreneurial culture, progressive work place, and community engagement. Recently, Capital One has been named to: *Fortune's* "100 Best Companies to Work For," *Fortune's* "20 Great Employers for

MONUMENTAL SPORTS & ENTERTAINMENT

New Grads,” *BusinessWeek’s* “Best Places to Launch a Career,” *Working Mother’s* “100 Best Companies” and *DiversityInc’s* “Top 50 Companies for Diversity.” Capital One also was named to *Fortune Magazine’s* list of “Top Companies for Leaders,” ranking second in North America and fifth globally. Under Fairbank's leadership, Capital One has demonstrated a strong commitment to philanthropy and volunteerism, supporting a number of area programs focused on community redevelopment and youth education, including DC Cares, the DC College Access Program and Junior Achievement. Fairbank has been recognized for his community and industry leadership, including his 2008 appointment to the President’s Council on Service and Civic Participation. He also was honored as a 2008 *Washington Business Hall of Fame Laureate* and was named “2006 Banker of the Year” by the American Banker. Fairbank holds an MBA from the Stanford Graduate School of Business and a bachelor’s degree in economics from Stanford University.

Michelle DiFebo Freeman is the owner and an active board member of the Carl M. Freeman Companies, with offices in Olney, Md., and Fenwick Island, Del. The Freeman Companies has over 60 years in a variety of real estate ventures, currently with special expertise in land acquisition, land planning, development and redevelopment for award-winning, amenity-rich residential communities and neighborhood shopping centers. Notable real estate developments and redevelopments by the Freeman Companies include Sea Colony, the Village at Bear Trap, Bayside (including a Jack Nicklaus Signature Golf Course) at the Delmarva Shore, The Tidewater Inn in Easton, Md., and Olney Village Center and Cabin John Center and Mall in Montgomery County, Md.

Michelle is also the founding president and chairman of the board of the Joshua M. Freeman Foundation. The Joshua M. Freeman Foundation was created in 2007 to conceptualize, construct and operate sustainable facilities that support the arts, the environment and athletic achievement. Michelle has also served as the president and chairman of the board of the Carl M. Freeman Foundation since 2007. The Carl M. Freeman Foundation has been proudly giving grants and guidance since 1960 to hundreds of nonprofit organizations in Maryland, Virginia, Washington, D.C., Delaware and West Virginia. Michelle is a founding member of Venture Philanthropy Partners and is currently serving on the boards of The Washington National Opera, CharityWorks and YouthAIDS. She has three children ranging in ages from 6 to 19.

Richard Kay is currently chairman of SENTRILLION Inc., a “TS” (Top Secret) border security, cyber-security, information assurance and healthcare managed services company. He is the former founder, chairman and CEO of OTG Software, a data storage software company that he founded in 1992. OTG became the leader in online data storage solutions. OTG was acquired by Legato Systems in 2002 and Kay remained on the board of directors until the acquisition of Legato Systems by EMC in 2003.

Kay currently serves on the board of directors of the University of Maryland School of Engineering. He is a special partner with ABS Capital, a multibillion dollar equity investment firm focused on healthcare, IT and media companies. Kay is also an honorary member of the board of directors of Venture Philanthropy Partners. He and his family work closely with various charities.

Jeong H. Kim is the 11th president of Bell Labs, the communication industry's most heralded research organization. **His** background ranges from being a CEO of a high technology start-up to senior executive of a Fortune 500 corporation. Kim's early career encompassed computer design, satellite systems design and data communications and included seven years as a nuclear submarine officer in the U.S. Navy.

Kim holds a Ph.D. in Reliability Engineering from the University of Maryland, a Master's degree in Technical Management and Bachelor's degree in Electrical Engineering and Computer Science from Johns Hopkins University. Kim currently serves on the boards of the Johns Hopkins University, Stanford University's Freeman Spogli Institute of International Studies, and Global Internet Ventures. He is a member of the National Academy of Engineering and the NASDAQ Listing and Hearing Review Council, and was named one of the 10 most influential Asian Americans in business for 2005 by the U.S. Pan Asian American Chamber.

Mark D. Lerner, representing members of the Lerner | Cohen | Tanenbaum family, is a principal owner of the Washington Nationals Baseball Club and a principal of Lerner Enterprises, a Rockville, Md., based real estate development, management and investment company founded in 1952 by his father, Ted Lerner. Lerner Enterprises development activity is mainly concentrated in the Washington, D.C., metropolitan area. Some of the company's major projects include White Flint, White Flint North, Washington Square at 1050 Connecticut Avenue, NW, 20 M Street, SE, 2000 Tower Oaks Boulevard, The Corporate Office Centre at Tysons II, Dulles Town Center, Fallsgrove Village Center and the Greenbelt Marriott Hotel, among many others. Lerner also has developed and manages many residential communities in the Washington, D.C., area. In addition,

MONUMENTAL SPORTS & ENTERTAINMENT

Lerner Enterprises is a partner in Chelsea Piers, a 30-acre sports and entertainment complex located on the Hudson River in New York City.

Lerner and his family have been involved in many worthwhile causes including the Charles E. Smith Jewish Day School, Hebrew University of Jerusalem, The George Washington University, Georgetown Day School, The Scleroderma Foundation of Greater Washington, Jewish Community Centers of Greater Washington and the District of Columbia, JCC Maccabi Games, The United States Holocaust Memorial Museum, Imagination Stage, ADL In Concert against Hate, YouthAids, Juvenile Diabetes, Junior Achievement, Food and Friends and the Washington Nationals Dream Foundation, among many others. He currently serves as a trustee of the Jewish Community Center of Greater Washington, a member of the board of Hillel at The George Washington University and the advisory board of Israel Bonds.

George P. Stamas is a senior partner in the Washington and New York offices of the international law firm Kirkland & Ellis LLP. A graduate of the Wharton School of the University of Pennsylvania (1973) and the University of Maryland Law School (1976), Stamas began his career as a special counsel in the Enforcement Division of the Securities & Exchange Commission. He has been listed in Chambers USA: America's Leading Lawyers and Best Lawyers in America for many years and was previously named by The American Lawyer as one of the leading 45 lawyers in America under the age of 45.

Stamas was the former vice chairman of the board of Deutsche Banc Alex Brown, Inc., a founding board member of FTI Consulting (NYSE), and also serves on the boards of NexCen Brands, Inc., Gridpoint Technologies, Medicity, Inc., and MidOcean Partners. He is also a venture partner of New Enterprise Associates and is active in numerous local and national civic affairs. In addition to being a member of the Council on Foreign Relations, he is on the board of the Shakespeare Theatre Company, Leadership 100, Caves Valley Golf Club, the Baltimore Orioles, and is an Archon of the International Order of St. Andrew.

School. He is also partner and board member of the Baltimore Orioles Baseball Club and co-founded the Washington-Baltimore bid for the 2006 Olympics.

Scott Brickman is CEO of The Brickman Group, the largest commercial landscape maintenance firm in the U.S. The company, which has more than 10,000 employees and more than 170 company-owned and operated branches serving 30 states, provides quality commercial landscape services to thousands of office parks, hotels, cemeteries, healthcare facilities, retail centers, homeowners associations and schools around the country. Joining the company in 1986, Brickman progressively advanced to oversee operations in their Northeast, Mid-Atlantic and Southeast division before being named CEO in 1998 at the age of 35. Since assuming the role Brickman has grown the privately held firm from \$100 million to close to \$800 million in annual revenues.

Outside the company, Brickman has served as a board member and in an advisory capacity to many organizations, including KellerMeyer Building Services, ICON, Sequel Health Services and Kratos Global Strategies. He and his company have been the recipient of numerous awards, including Ernst and Young's *Entrepreneur of the Year Award* in 2006, and in 2009 The Brickman Group was recognized with the Society of Financial Professionals' *National Capital Business Ethics Award*. Brickman and his wife, Patrice, are involved in many philanthropic causes, including *Neediest Kids* and *Visible Men*, where Brickman sits on the Board, the National Center for Women and Children, Stepping Stones Shelter, the Barbara Bush Foundation Celebration of Reading and the Cystic Fibrosis Foundation.

SWaN Investors is comprised of principals Fredrick D. Schaufeld, Clifford A. White and Anthony P. Nader. SWaN has 20 widely diversified investments, including the Washington Nationals Baseball Club. Prior to starting SWaN, the group built NEW Corporation, a unit of NEW Asurion Corporation. NEW, founded in 1983, is the world's leading consumer product warranty administrator. Schaufeld is the founder and chairman; White was the former CFO; and Nader is the current CEO. Concurrent with his employment at NEW, Schaufeld was a founder of the Service Contract Industry Council (SCIC) trade association and with his wife, Karen Schaufeld, authored its first model law, a derivation of which was adopted by most states.

Prior to NEW, Schaufeld worked in the live talent industry; White, a CPA, worked in public accounting and Nader worked in banking and insurance. The three are involved in many charitable organizations including Venture Philanthropy Partners; Fight for Children; the Washington Nationals Youth Baseball Academy; Loudoun Country Day School, where Schaufeld is board chair; the Inova Health System Foundation, where Nader is the most recent board chair and a current member of the Inova Health System Board; and St.

MONUMENTAL SPORTS & ENTERTAINMENT

Dunstan's Episcopal Church, where White is treasurer. White is also on the board of the Community Foundation for Montgomery County, where he is a founder and co-chair of the Neighbors in Need Montgomery Fund. Schaufeld and Nader are members of the Young Presidents' Organization. Schaufeld and White are graduates of Lehigh University. Nader graduated John Carroll University and received an MBA from Case Western Reserve. All three are married with children in the Washington suburbs.

Neil D. Cohen is the president and chief executive officer of District Photo Inc., which is the largest direct-to-consumer digital print, variable data printer and gift fulfillment service in the world. Cohen started with the company in 1976 and has been president and CEO since 1989. The company, which has facilities in Beltsville, Md., Chambersburg, Pa., Phoenix and Newton Abbott in the United Kingdom, provides services to most major on-line providers, major retailers and to its company-owned brands. Prior to the digital revolution, District Photo was the largest independent mail order and wholesale photo film processor in the United States and the United Kingdom.

Cohen, a native of Washington, D.C., is the past president of the Photo Marketing Association International. He is also involved in numerous business groups including the World Presidents' Organization. Cohen is an active participant – many times holding committee or chair responsibilities – in many philanthropic groups serving children's needs, education, Jewish organizations and health-related causes.

Albert H. Cohen is a renowned local businessman, builder and investor. He is the former president of Frederick Construction Co. Inc., which built many local industrial and commercial facilities, schools in Prince George's, Montgomery and Frederick counties, the first wing to Frederick Memorial Hospital and Coblenz Memorial Hall at Hood College in Frederick, Md. Cohen served admirably as a captain in the U.S. Army's 90th Infantry Corps of Engineers in World War II and was presented with a Purple Heart, a Silver Star and a Bronze Star. After serving his country, he earned a bachelor of science degree in architectural engineering from Virginia Polytechnic Institute and State University in 1946.

Cohen, a native of Frederick, Md., served on the Hood College Board of Trustees from 1983-1995 and was named trustee emeritus upon his retirement. He was recognized with an honorary doctorate of humane letters in 2006. In 2009 Cohen and his late wife, Etta, were inducted into the Hood College Hall of Fame for their dedicated commitment to Hood College athletics.

TED LEONSIS

Chairman & Majority Owner

Ted Leonsis is known as one of the country's premier businessmen and a pioneer in the Internet industry, holding numerous leadership positions at AOL in his 15-year tenure, including vice chairman and president. He is founder and chairman of Web 2.0 start-up SnagFilms; chairman and investor in Clearspring Technologies and Revolution Money, a company that he recently sold to American Express; a film producer; a private-angel investor; an active board member; and a committed philanthropist.

Leonsis recently founded and launched SnagFilms, a Web 2.0 company that brings the best nonfiction films to a global web audience. He is also the chairman of Clearspring Technologies, the leading provider of cross-platform social network and syndication services; as well as Revolution Money, an innovative new Web 2.0 payment platform.

Leonsis is the founder, chairman and majority owner of Monumental Sports & Entertainment, which owns the Washington Capitals, the WNBA's Washington Mystics, the NBA's Washington Wizards and Verizon Center. Monumental also controls the Baltimore-Washington Ticketmaster franchise; Kettler Capitals Iceplex, the Capitals' state-of-the-art Arlington, Va., training facility; and George Mason University's Patriot Center. Leonsis led a group that originally purchased the Capitals and a minority share of the Wizards and Verizon Center in 1999. The group purchased the Mystics in 2005 and the other entities in 2010.

In addition to Monumental, Leonsis has investments and/or sits on the board of directors for several companies: Algentis LLC; Beacon Capital Strategies LLC; GridPoint; Triporati; Mahalo.com; MediaBank; Groupon.com; MobilePosse; ObjectVideo; SB Nation; TidalTV; and Zedge. Leonsis is also on the board of directors of Georgetown University, his alma mater, and is listed as one of the institution's most distinguished alumni by numerous publications.

Leonsis is a film producer having conceptualized and produced "Nanking," a documentary film that tells the story of the Japanese invasion of Nanking, China, in the early days of World War II. "Nanking" made its world premiere at the 2007 Sundance Film Festival, where it was awarded the Documentary Editing Award, and was released by THINKFilm in December 2007. The film won a Peabody Award and was nominated for three Emmy Awards, winning the Emmy for Best Historical Programming in 2009. The film aired on HBO and is available on DVD.

While at the 2007 Sundance Film Festival, Leonsis coined the phrase "filmanthropy" to describe a new category of filmmaking that sheds light on important issues around the world and activates discussion as well as new volunteers and new funds to benefit a social cause. Leonsis is also the producer of "Kicking It," another example of filmanthropy, which debuted at the 2008 Sundance Film Festival. "Kicking It" aired on ESPN and Netflix. His third film, "A Fighting Chance," will debut in late 2010.

Leonsis recently published a book, "The Business of Happiness: 6 Secrets to Extraordinary Success in Work and Life," which examines what actually makes people happy. Business and financial success doesn't necessarily yield happiness, he writes, but happiness certainly can lead to professional and personal success. The book examines the six tenets to happiness, shares relevant anecdotes that readers can apply not only at work but also in their everyday personal lives. Everyone wants to be happy and successful at what they do, and Leonsis' book provides the roadmap to achieving that happiness.

Leonsis is a committed philanthropist and is very involved with numerous charities, including Best Buddies, See Forever Foundation, Venture Philanthropy Partners, YouthAIDS and others through the work of the Leonsis Foundation.

Early in his career Leonsis was the founder of several new media companies, including Redgate Communications Corporation, a pioneering new media company that in 1993 was the first company acquired by AOL. He was also the founder of six personal computer magazines, authored four books and worked on the introduction of the IBM PC and the Apple Macintosh. He co-invented a very successful board game called "Only in New York" and served as a marketing executive with Harris Corp and Wang Laboratories.

He once served as mayor of Orchid, Fla. Among his many honors, Leonsis has been named Washington's Businessman of the Year, a Washingtonian of the Year, one of the 20 most influential people in sports, one of America's most creative executives and a top 10 entrepreneur of the year. Leonsis blogs daily at TedsTake.com. Originally from Brooklyn, N.Y., and later, Lowell, Mass., he now lives in McLean, Va., with his wife and two children.

SHEILA C. JOHNSON

Mystics President & Managing Partner

Sheila C. Johnson is a successful entrepreneur and impassioned philanthropist.

As a partner in Lincoln Holdings, Ms. Johnson is the only African-American woman to have ownership in three professional sports teams, the WNBA's Washington Mystics, the NBA's Washington Wizards and the NHL's Washington Capitals. Ms. Johnson is President and Managing Partner of the Mystics.

As CEO of Salamander Hospitality, a company she founded in 2005, Ms. Johnson oversees a growing portfolio of luxury properties. Woodlands Inn, in Summerville, SC, is one of only a handful of properties in North America to receive the prestigious Forbes Five Star and AAA Five Diamond ratings for both lodging and dining. In 2008, *Travel + Leisure* selected Woodlands as the #1 hotel for service in North America and #3 in the world (it was the only US hotel ranked in the Top 10). In 2007, Ms. Johnson acquired Innisbrook, a Salamander Golf & Spa Resort. Set on 900 acres, this 72-hole resort in Innisbrook, FL hosts the annual PGA TOUR's Transitions Championship and the LPGA Legends Tour Open Championship. The company is also building the much-anticipated Salamander Resort & Spa, located in the foothills of the Blue Ridge Mountains in Middleburg, VA.

Ms. Johnson is a partner in ProJet Aviation, a comprehensive aviation service company specializing in aviation consulting, aircraft acquisitions, management, and charter services based in Winchester, VA. She is also a partner in Mistral, the makers of fine bath, body and home products.

Ms. Johnson has long been a powerful influence in the entertainment industry as a founding partner of Black Entertainment Television (BET) and most recently as a film producer. In partnership with other investors, her first film, *Kicking It*, premiered at the 2008 Sundance Film Festival in Park City, UT. She executive produced her second film, *A Powerful Noise*, which premiered at the 2008 Tribeca Film Festival in New York, and her third film, *She Is The Matador*. Her latest film, *The Other City*, about the HIV/AIDS crisis in Washington DC, will premiere at the Tribeca Film Festival in April 2010.

In 2006 Ms. Johnson was named global ambassador for CARE, a leading humanitarian organization fighting global poverty by empowering women because they have the unique power to help entire communities escape poverty. "Sheila's I Am Powerful Challenge" was instrumental in helping raise funds for CARE's important work. Ms. Johnson is also a member of the Council on Foreign Relations.

A fervent supporter of the arts and education, Ms. Johnson was recently appointed by Barack Obama to the President's Committee on the Arts and the Humanities and serves as Chair of the Board of Governors of Parsons The New School for Design in New York. She sits on the boards of Americans for the Arts, the Jackie Robinson Foundation, the Tiger Woods Foundation, the University of Virginia Curry School of Education, Howard University and the University of Illinois Foundation.

An accomplished violinist, Ms. Johnson received a Bachelor of Arts in music from the University of Illinois, as well as honorary degrees from numerous other institutions. Ms. Johnson lives in Middleburg, VA, is married to the Honorable William T. Newman, Jr. and has two children.

GREG BIBB

Chief Operating Officer

Greg Bibb is entering his first season as the Executive Vice President of Business Operations for the Washington Wizards and recently completed his third season at the helm of the Washington Mystics as the team's Chief Operating Officer. Bibb's new responsibilities with the Wizards include overseeing all business functions for the organization including communications, community relations, game operations, new media and the camps/clinics program.

Under Bibb's leadership, the Mystics have experienced a tremendous amount of business growth. In his three seasons with the Mystics, the team's ticket revenue and attendance have experienced tremendous growth. The Mystics increased its corporate partners while the organization's brand continues to expand and the team's reach broadens across the greater Washington, D.C. marketplace. The organization's hard work and improvement were recently recognized by the DC Chamber of Commerce, which tabbed the Mystics as the region's 2009 Emerging Business of the Year.

A 12-year veteran of the sports industry, Bibb joined the Mystics with experience in all facets of sports management, including ticket sales, corporate sponsorship and branding. Prior to his arrival in Washington, Bibb spent two years as the President of Hantz Group Sports & Entertainment where he was instrumental in the launch of the Detroit Ignition of the Major Indoor Soccer League (MISL). He has also served as the Executive Vice President and General Manager of the Philadelphia KiXX soccer team. Prior to joining the KiXX, Bibb was the Director of Public and Media Relations with MISL.

A native of Hershey, PA, Bibb is an avid runner. He currently sits on the board of the Greater Washington Sports Alliance as well as Most Valuable Kids, an organization dedicated to providing sports and entertainment experiences for underprivileged and underserved children. Bibb also serves as an adjunct professor at Georgetown University. Bibb graduated Magna Cum Laude from Marist College in 1996. Bibb and his wife Tara currently reside in Arlington and are proud parents to daughter Adelyn Grace, 3 and infant son Caden.

ANGELA TAYLOR

General Manager

Angela Taylor is completing her second season as the Vice-President and General Manager of the Washington Mystics. Under her leadership, the Mystics won 20+ games for the first time in franchise history in addition to winning the Eastern Conference regular season. Taylor brings over 15 years of player personnel experience to the Mystics. Prior to joining the Mystics, she served as the Vice-President of Business Operations for two years with the Minnesota Lynx. In her position with the Lynx, Taylor oversaw all business operations, including ticket sales, marketing, fan relations, public relations, community relations, interactive services, and corporate sponsorships. She was responsible for creating initiatives to build community awareness, marketing the Lynx brand in the Twin Cities area, and enhancing ticket sales and strategic alliances.

Prior to joining the Minnesota Lynx & Timberwolves, Taylor spent more than nine years with the WNBA League Office based in New York City, most recently as Senior Director, Player Personnel. While at the League Office, she was primarily responsible for all player-related matters and issues including collegiate & international player evaluation, player marketing, and player programs. Taylor joined the staff at the WNBA League office in June 1997 as Coordinator, Player Personnel was promoted to Manager in October 1999, Senior Manager in 2002, Director in 2004, and Senior Director in 2005.

Prior to joining the WNBA League Office staff, Taylor was an assistant coach for the women's basketball teams at Stanford University, Texas A&M University, and the University of Arizona. A four-year varsity letter winner at Stanford University, Taylor helped guide the Stanford women's basketball team to two NCAA national championships (1990 & 1992), three NCAA Final Fours (1990-92), and one Sweet Sixteen appearance (1993). Additionally, as an assistant coach at Stanford, Taylor's Stanford teams went to back-to-back Final Fours in 1996 and 1997. While an assistant coach at Stanford, she had the opportunity to work with 1996 Olympic Gold Medal winning head coach Tara VanDerveer.

In 2006, Taylor co-founded The CHANCE Foundation, an organization whose mission is to Create Hope and Access for our Nation's Children through Education. The CHANCE Foundation helps provide at-risk youth with the support, guidance, tools and resources needed to navigate the college application process. She is also the founder of Networks Sports Consulting. Taylor's community and philanthropic activities include serving on the board of Ronnie Lott's All-Stars Helping Kids Foundation, the Stanford Athletic Department as well as the Stanford Buck/Cardinal Club.

A native of Mountain Home, Idaho, Taylor graduated from Stanford University in 1993 with a Bachelor of Arts degree in Economics and earned her MBA (with an emphasis on Marketing and Management) at New York University's Stern School of Business in May 2002.

JULIE PLANK

Head Coach

Julie Plank is completing her second season as the Head Coach of the Washington Mystics. Under Plank's leadership, the Mystics recorded its first 20+ wins season and made back to back playoff appearances for the first time in franchise history. Plank joined the Mystics following a season with the Minnesota Lynx, coaching Olympian Seimone Augustus and 2008 Sixth Player/Woman of the Year, Candice Wiggins. Prior to joining the Lynx coaching staff, Plank spent eight years with the Indiana Fever as an assistant coach and director of scouting. There she helped lead the team to four playoff appearances including the 2005 and 2007 Eastern Conference Finals.

Plank served as an assistant coach for the U.S. Women's National Team from 1999 through the 2000 Olympic Games in Sydney, Australia and helped lead the U.S. to gold medal victories in the 1999 U.S. Olympic Cup and the 2000 Olympics.

Plank began her coaching career in 1984 at Capital University in Ohio. She spent two years as an assistant coach, helping Capital to a 39-8 record (.809). Overall, she has helped three different NCAA women's basketball programs to a 343-104 record (.767)

Plank's coaching career includes spending 10 years (1986-95) alongside Tara VanDerveer at Stanford University where she assisted the Cardinal to eight consecutive NCAA Tournaments (1988-1995), four Final Four appearances (1990-92, 1995) and two NCAA championships (1990, 1992). Plank also served as the lead assistant coach at Vanderbilt University from 1997-99 and oversaw the school's recruiting and scouting efforts. In 1998, she was ranked the fifth-best NCAA Division I assistant coach in the nation by Women's Basketball Journal.

A native of Columbus, Ohio, Plank attended Ohio State University where she was a three-year starter at point guard and helped lead the Buckeyes to a 23-5 record and the University's first Big Ten Conference women's basketball title in 1983. Plank attended Bishop Hartley High School and led her team to two Ohio state high school championships. In February 2001, the school retired her No. 13 jersey in honor of her accomplishments.

MARIANNE STANLEY

Assistant Coach

Marianne Stanley returns for a second stint with the Washington Mystics. Stanley coached the team as an assistant in 2001 and head coach in 2002 and 2003. She brings a wealth of experience to the Mystics. Stanley has over 20 years of coaching experience at the collegiate level with stops at Stanford, University of California-Berkeley and University of Southern California. In 2007, she assisted C. Vivian Stringer during Rutgers University's run to the NCAA Championship game. Stanley is also very familiar with the WNBA. In addition to her stop in Washington, she has also been an assistant coach with the Los Angeles Sparks and the New York Liberty.

Stanley has earned numerous accolades throughout her career. She was named the Pac-10 Conference Coach of the Year in 1993, the Sun Belt Conference Coach of the Year in 1984 and 1985, and an All-American selection as a player in 1975 and 1976 at Immaculata College. In 2002, she was voted the WNBA Coach of the Year. That same year she was also inducted in the Women's Basketball Hall of Fame. She finished her second season as an assistant coach with the reigning Russian League and Russian Cup Champions UMMC Ekaterinberg which features WNBA players Cappie Pondexter, Deanna Nolan, Ann Wauters, Sandrine Gruda, and Candace Parker.

Off the court, Stanley has been an active member in the community, lending a hand to groups such as Hoops for Africa, the YMCA, Hope House Foundation and National Multiple Sclerosis Society.

Stanley's daughter and son-in-law, Michelle and Jonathan Worden, live in Long Beach, Calif., with their children, Madelyn, Jonathan, Jr. and Dylan.

TRUDI LACEY

Director of Scouting

Trudi Lacey completed her second season on the Mystics coaching staff. Lacey brings a wealth of experience to the Mystics. She is currently the head coach of Queens University of Charlotte in North Carolina. Lacey has also spent time as the Head Coach and General Manager of the Charlotte Sting from 2003-2006. She has had coaching stints at the University of Maryland, the University of South Florida, NAIA Francis Marion College, Manhattan College and James Madison University.

Lacey played for the legendary Kay Yow at North Carolina State University where she was an All-American basketball player. Her jersey was retired by the school in 2000, and she was named to the ACC All-Legend Team. Off the court, Lacey is President / CEO of Lacey & Co., LLC a comprehensive executive coaching firm that specializes in strategic initiatives, performance coaching, personal development and organizational leadership training. She is very active in the Charlotte community and serves on the Board of Directors for A Child's Place, the National Kidney Foundation, the Johnston YMCA and Mothering across Continents, which addresses the HIV/AIDS pandemic in South Africa.

Lacey received her bachelor's degree in business management and master's degree in sports management from North Carolina State University.

CLINTON CROUCH

Director of Player Development

Clinton Crouch recently completed his first year as the team's Director of Player Development. Prior to joining the Mystics, Crouch was the Head Coach at Friendship Collegiate Academy where he guided the Knights to an overall record of 113-27, helping them average over 28 wins per season, and guiding them to 3 straight Top Ten finishes (2007-2010). In 2008, The Knights set a school record by winning 34 games. His teams finished with the highest GPA of all team sports at Friendship for three straight years.

As an assistant Coach under the late Gerald Moore, Crouch helped guide Friendly High School to an overall record of 77-7 and two Maryland State Championships in 2003 and 2004. He was influential in the development of Chris Howard, Sam Young, a draft pick of the NBA's Memphis Grizzlies, and Joe Haden, a 2010 NFL first round pick of the Cleveland Browns.

A native of the Washington, D.C. metropolitan area, Crouch has garnered several awards including First Team P.G. County and All-Met Honors. Crouch played all four years at St. Francis University and graduated with a B.A. in Marketing. In 2009, He earned a Masters in Educational Administration in 2009; Crouch is the CEO/Founder of The AntMill Project, which aids young men and women of the DC area in life mentoring, academic tutoring, and athletics. Clinton and his wife xxx are the proud parents of a newborn daughter, Mason.

LISA CIARAVELLA

Strength & Conditionning Coach

Lisa Ciaravella recently completer her second season with the Washington Mystics as the team strength and conditioning coach. She spent five seasons as the head strength coach for the Connecticut Sun where she helped the team to four playoff berths and two Finals appearances. She was also named to the 2006 WNBA Coaching staff of the year.

Ciaravella is the founder of the North Carolina based Phoenix Physical Therapy and Sports Performance, a state of the art, outpatient facility which specializes in injury rehabilitation, sport training and performance enhancements. She held strength and conditioning coaching positions at Lynn University, Florida Atlantic University and the University of Miami.

Ciaravella has achieved certification with the National Strength and Conditioning Association, the National Athletic Training Association, and the National Academy of Sports Medicine. She received her Masters of Sports and Athletic Administration from Lynn University and a B.S. in Sports Medicine from Elon University.

NAVIN HETTIARACHCHI

Mystics Head Athletic Trainer

Navin Hettiarachchi completed his fifth season with the Washington Mystics as the team's certified Head Athletic Trainer. His responsibilities cover all aspects of medical care, rehabilitation and sports performance for the team. Navin focuses on sports performance programs that combine injury prevention, functional movements and advance rehabilitation.

Hettiarachchi earned an undergraduate degree in athletic training/sports medicine from West Virginia Wesleyan College and a Master of Sports Science in Sports Medicine from The United States Sports Academy. He also holds advanced certifications such as Performance Enhancement Specialist (PES) and Corrective Exercise Specialist (CES) through the National Academy of Sports Medicine.

For the past ten years he has been working as the Head Athletic Trainer for the Sports Therapy and Rehabilitation (STAR) clinic in Washington DC treating athletic and non-athletic injuries. From 2001-2003, Hettiarachchi worked with the Washington Redskins during their mini-camps, pre-season training and during home games. Since 2003, Hettiarachchi has been working with the Washington Wizards as an assistant athletic trainer providing treatment to injured non-traveling athletes and working home games.

Hettiarachchi has been working for the Jordan All-American games for the past seven years and other unique events such as the AFLAC All-American Baseball classic. He loves playing sports especially cricket, football, rugby, soccer and basketball. He was born and raised in Sri Lanka and now resides in Washington D.C.

CASSAUNdra LOCKETT

Equipment Manager

Cassaundra Lockett is completing her second season with the Mystics as the team's equipment manager and her ninth year with the organization. As equipment manager, Lockett is responsible for the ordering, daily maintenance and supervision of all player equipment and uniforms, while maintaining the Mystics locker room. She also coordinates the Mystics team attendant's at all home games.

Prior to becoming the team's equipment manager, Lockett served as a team attendant for seven years.

Lockett is a graduate of Saint Augustine's College in Raleigh NC and graduated with a Human Performance and Wellness degree. Born and raised in Washington, DC, she attended Archbishop Carroll High School





WASHINGTON MYSTICS PLAYERS

2010 Washington Mystics Roster

No.	Player	Pos.	Ht./Wt.	Birthdate	College	Exp.
22	Matee Ajavon	G	5-8/160	05/07/1986	Rutgers	2
20	Alana Beard	G/F	5-11/160	05/14/1982	Duke	6
4	Marissa Coleman	G/F	6-1/180	01/04/1987	Maryland	1
25	Monique Currie	G/F	6-0/177	02/25/1983	Duke	4
10	Lindsey Harding	G	5-8/139	06/12/1984	Duke	3
12	Ashley Houts	G	5-6/145	12/31/1987	Georgia	R
1	Crystal Langhorne	F/C	6-2/190	10/27/1986	Maryland	2
44	Chasity Melvin	C/F	6-3/185	05/03/1976	N.C. State	11
50	Jacinta Monroe	F	6-5/162	09/04/1988	Florida State	R
43	Nakia Sanford	F/C	6-4/200	05/10/1976	Kansas	7
30	Katie Smith	G	5-11/175	06/04/1974	Ohio State	11

Head Coach: Julie Plank (Ohio State)
Assistant Coach: Marianne Stanley (Immaculata College)
Director of Scouting: Trudi Lacey (N.C. State)
Director of Player Development: Clinton Crouch
Certified Athletic Trainer: Navin Hettiarachchi (West Virginia Wesleyan)
Strength-and-Conditioning Coach: Lisa Ciaravella (Elon)

#22 MATEE AJAVON (Mah-tee AH-jah-vonn)

●GUARD

●5-8

●5/07/1986

●RUTGERS '08

●3rd Season

2010 Regular Season: vs. Atlanta (8/22)...shot 3-for-3 from the field...scored 11 points...dished out three assists...vs. New York (8/20)...led team with 16 points...shot 5-for-8 from the field and 6-for-6 from the free throw line...vs. San Antonio (8/17)...played 11 minutes...scored two points...vs. Seattle (8/15)...played seven minutes...blocked one shot...grabbed one rebound...vs. Minnesota (8/13)...scored two points...played 15 minutes...vs. Connecticut (8/10)...dished out three assists...collected three steals...vs. Connecticut (8/8)...played 16 minutes...scored eight points...vs. New York (8/6)...scored season high 20 points from off the bench...shot 3-for-5 from three point range...vs. Atlanta (8/3)...scored 14 points on 5-for-8 shooting from the field...dished out four assists...vs. Tulsa (8/1)...scored five points...collected three steals...vs. Indiana (7/30)...scored four points, shooting 2-for-4 from the field...vs. San Antonio (7/29)...played 16 minutes...scored seven points...shot 5-for-6 from the free throw line...vs. Connecticut (7/27)...played 10 minutes...scored two points...vs. Indiana (7/24)...played 18 minutes...scored two points...vs. Atlanta (7/21)...scored a season high 15 points...collected three steals...vs. Chicago (7/18)...scored eight points...collected two steals...vs. New York (7/15)...played 17 minutes...scored six points...vs. Tulsa (7/3)...played 14 minutes...dished out two assists...vs. Phoenix (7/1)...played 12 minutes...scored three points...vs. Indiana (6/29)...scored seven points...dished out four assists...collected two steals...vs. Phoenix (6/27)...played 15 minutes...dished out four assists...vs. Chicago (6/25)...dished out two assists...scored four points...vs. Los Angeles (6/24)...played 12 minutes...dished out two assists...vs. Chicago (6/19)...collected four steals...contributed 10 points...played 23 minutes...vs. New York (6/12)...scored 11 points off the bench...collected three steals...vs. Chicago (6/11)...scored 14 points from off the bench...shot 6-for-9 from the field...vs. Atlanta (6/5)...dished out her 100th career assist with four assists in the game...collected three steals...scored seven points...vs. Connecticut (5/30)...played 14 minutes...scored four points...vs. Los Angeles (5/28)...played five minutes...collected one steal...vs. Seattle (5/25)...played 10 minutes...scored two points...vs. Connecticut (5/23)...grabbed four rebounds...scored four points...vs. New York (5/21)...scored seven points on 2-for-4 shooting from the field...vs. Minnesota (5/16)...played three minutes...vs. Indiana (5/15)...played seven minutes...scored two points...**2009 Highlights:** Played in every game...started in four games...averaged 8.0 points per game...averaged 17.3 minutes per game...scored a new career high 32 points against the Chicago Sky (9/4/09)...shot 83.3 percent from the free throw line during her first playoffs appearance...

Season Highs

MIN	FGM	FGA	3PM	3PA	FTM	FTA	REB	A
25	6	13	3	5	6	7	6	4
7/21/10		6/19/10	8/6/10				6/5/10	
vs. ATL	2 Times	vs. CHI	@ NY	3 Times	2 Times	2 Times	vs. ATL	4 Times

Career Highs

MIN	FGM	FGA	3PM	3PA	FTM	FTA	REB	A	ST	PTS
36	10	21	3	8	9	13	9	4	4	32
	9/4/09	6/3/08		9/3/09			9/13/09			9/4/09
2 Times	@ CHI	vs. SAN	2 Times	vs. SEA	2 Times	2 Times	@ NY	6 Times	2 Times	@ CHI

Career Statistics

Year	Team	G-GS	Min	FG-FGA	PCT	3FG-FGA	PCT	FT-FTA	PCT	OFF	DEF	TOT	A	PF	S	To	BLK	PTS	AVG
2008	HOU	34-2	604	94-284	0.331	13-68	0.191	72-91	0.791	33	27	60	59	85	31	55	6	273	8.0
2009	WAS	34-4	587	85-253	.336	28-82	.341	74-110	.673	27	37	64	37	84	37	50	4	272	8.0
2010	WAS	34-0	497	66-191	.346	9-49	.184	58-75	.773	16	37	53	47	60	38	52	2	199	5.9
Total		102-6	1688	245-728	.337	50-199	.251	204-276	.739	76	101	177	143	229	106	157	12	744	7.3

AJAVON STATISTICS

Opponent	Minutes	FG-FGA	FG%	FT-FTA	FT %	3PM-A	3PT %	REB	AST	STL	PTS
Atlanta 8/22	16	3-3	1.000	5-7	.714	-	-	2	3	1	11
New York 8/20	15	5-8	.625	6-6	1.000	-	-	2	1	2	16
San Antonio 8/17	11	0-1	-	2-2	1.000	0-1	-	1	-	-	2
Seattle 8/15	7	0-4	-	-	-	0-1	-	1	-	-	-
Minnesota 8/13	15	1-5	.200	-	-	0-1	-	2	1	-	2
Connecticut 8/10	16	0-3	-	-	-	0-1	-	1	3	3	-
Connecticut 8/8	16	4-7	.571	-	-	0-2	-	-	1	1	8
New York 8/6	19	6-12	.500	5-6	.833	3-5	.600	4	2	2	20
Atlanta 8/3	17	5-8	.625	4-4	1.000	0-1	-	2	4	1	14
Tulsa 8/1	21	1-8	.125	2-2	1.000	1-3	.333	2	3	3	5
Indiana 7/30	8	2-4	.500	-	-	-	-	-	1	-	4
San Antonio 7/29	16	1-4	.250	5-6	.833	-	-	2	1	-	7
Connecticut 7/27	10	1-6	.167	0-1	-	0-2	-	-	1	-	2
Indiana 7/24	18	1-5	.200	0-2	-	0-1	-	1	-	-	2
Atlanta 7/21	25	4-12	.333	6-7	.857	1-4	.250	2	1	3	15
Chicago 7/18	19	3-7	.429	2-2	1.000	0-2	-	1	1	2	8
New York 7/15	17	2-4	.500	2-5	.400	-	-	1	-	1	6
Tulsa 7/3	14	0-4	-	-	-	0-1	-	1	2	1	-
Phoenix 7/1	12	1-6	.167	1-2	.500	0-2	-	3	-	1	3
Indiana 6/29	19	2-8	.250	3-4	.750	-	-	1	4	2	7
Phoenix 6/27	15	-	-	-	-	-	-	1	4	-	-
Chicago 6/25	18	2-8	.250	-	-	0-3	-	2	2	1	4
Los Angeles 6/24	12	0-3	-	2-2	1.000	-	-	2	2	1	2
Chicago 6/19	23	3-13	.231	3-3	1.000	1-5	.200	3	-	4	10
New York 6/12	17	4-8	.500	3-3	1.000	0-1	-	1	2	3	11
Chicago 6/11	16	6-9	.667	1-3	.333	1-2	.500	2	1	1	14
Atlanta 6/5	18	3-10	.300	-	-	1-5	.200	6	4	3	7
Connecticut 5/30	14	1-2	.500	2-4	.500	0-1	-	1	1	1	4
Los Angeles 5/28	5	0-3	-	-	-	0-1	-	-	-	1	-
Seattle 5/25	10	0-4	-	2-2	1.000	0-2	-	1	-	-	2
Connecticut 5/23	17	2-4	.500	-	-	-	-	4	1	-	4
New York 5/21	10	2-4	.500	2-2	1.000	1-2	.500	1	1	-	7
Minnesota 5/16	3	0-1	-	-	-	-	-	-	-	-	-
Indiana 5/15	7	1-3	.333	-	-	-	-	-	-	-	2
Totals	497	66-191	.346	58-75	.773	9-49	.184	53	47	38	199

#20 ALANA BEARD (a-lay na beard)

●GUARD

●5-11

●5/14/1982

●DUKE '04

●6th Season

2010 Season: DNP – ankle surgery...**2009 Highlights:** Named as a starter in the WNBA All-Star game...started 30 games...led the team and ranked tenth in the league in scoring (15.9)...recorded a career-high and ranked fifth in the league in total steals (72)...ranked third in the league in steals per game (2.32)...ranked eight in the league in total field goals made (188)...

Career Statistics

Year	Team	G-GS	Min	FG-FGA	PCT	3FG-FGA	PCT	FT-FTA	PCT	OFF	DEF	TOT	A	PF	S	To	B	PTS	AVG
2004	WAS	34-34	1025	159-380	0.418	21-56	0.375	107-149	0.718	28	115	143	91	98	69	80	34	446	13.1
2005	WAS	30-30	1015	155-408	0.380	32-101	0.317	80-105	0.762	25	105	130	90	87	45	63	9	422	14.1
2006	WAS	32-32	994	232-469	0.495	37-102	0.363	113-149	0.758	23	126	149	98	92	59	90	25	614	19.2
2007	WAS	33-33	1169	224-539	0.416	47-146	0.322	127-150	0.847	25	114	139	99	105	64	94	24	622	18.8
2008	WAS	33-33	1092	187-474	0.395	51-155	0.354	107-146	0.733	4	114	115	117	111	55	106	19	532	16.1
2009	WAS	31-30	985	188-438	0.429	32-107	0.299	84-144	0.737	19	104	123	68	97	72	100	18	492	15.9
Total		193-192	6287	1145-2708	0.423	220-656	0.335	618-813	0.760	124	678	802	563	590	364	533	129	3128	16.2

Career Highs

MIN	FGM	FGA	3PM	3PA	FTM	FTA	REB	A	ST	PTS
48	13	24	6	10	11	13	10	9	7	33
6/18/05	7/3/06		6/3/08	8/12/07		6/7/09				6/3/08
vs. PHX	vs. SEA	2 Times	@ PHX	vs. SAC	2 Times	vs. ATL	2 Times	2 Times	3 Times	@ PHX

#4 MARISSA COLEMAN

●GUARD/FORWARD ●6-1 ●1/4/1987 ●MARYLAND '09 ●2nd Season

2010 Regular Season: vs. Atlanta (8/22)...grabbed eight rebounds...dished out a career high five assists...scored seven points...vs. New York (8/20)...perfect 2-for-2 from three point range...put back layup with 21.9 seconds remaining...scored nine points...vs. San Antonio (8/17)...grabbed two rebounds...scored three points...vs. Seattle (8/15)...scored six points...grabbed two rebounds...played 15 minutes...vs. Minnesota (8/13)...scored eight points...grabbed nine rebounds...vs. Connecticut (8/10)...scored six points...shot 3-for-5 from the field...blocked two shots...vs. Connecticut (8/8)...scored eight points...shot 2-for-4 from three point range...vs. New York (8/6)...scored five points...dished out two assists...vs. Atlanta (8/3)...scored six points...shot 2-for-3 from three point range...collected two steals...vs. Tulsa (8/1)...posted first double-double of her career with 14 points and 10 rebounds...collected three steals...had two blocked shots...vs. Indiana (7/30)...played 30 minutes...blocked two shots...scored eight points...vs. San Antonio (7/29)...scored seven points, shooting 3-for-4 from the field...grabbed six rebounds...vs. Connecticut (7/27)...scored 12 points...shot 4-for-8 from three point range...vs. Indiana (7/24)...scored four points, shooting 4-for-5 from the free throw line...collected one steal...vs. Atlanta (7/21)...scored nine points from off the bench...dished out four assists...collected two steals...vs. Chicago (7/18)...scored 11 points...grabbed six rebounds...collected a career high four steals...vs. New York (7/15)...scored seven points...grabbed six rebounds...collected two steals...vs. Tulsa (7/3)...grabbed a career high 10 rebounds...dished out a career high four assists...collected three steals...vs. Phoenix (7/1)...played 23 minutes...scored 12 points...had two blocked shots...vs. Indiana (6/29)...scored seven points...grabbed three rebounds...vs. Phoenix (6/27)...grabbed three rebounds...dished out two assists...scored five points...vs. Chicago (6/25)...played nine minutes...scored five points...vs. Los Angeles (6/24)...collected two steals...scored six points...vs. Chicago (6/19)...played six minutes...vs. New York (6/12)...played 13 minutes...scored five points...vs. Chicago (6/11)...shot 2-for-3 from the field...scored five points...vs. Atlanta (6/5)...played 14 minutes...grabbed two rebounds...vs. Connecticut (5/30)...first time in the starting lineup...played 30 minutes...scored seven points...vs. Los Angeles (5/28)...grabbed one rebound...dished out one assist...vs. Seattle (5/25)...shot perfect from the field and the three-point line...scored eight points...vs. Connecticut (5/23)...scored 11 points on 4-for-9 shooting...pulled down four rebounds...vs. New York (5/21)...scored three points...had one blocked shot...vs. Minnesota (5/16)...played 22 minutes...shot 3-for-6 from the field...scored nine points...vs. Indiana (5/15)...played 25 minutes...had one steal...scored three points...**Preseason Highlights:** vs. Atlanta (5/9)...played 23 minutes...shot 6-for-6 from the free throw line...scored 13 points...grabbed three rebounds...vs. New York (5/5)...led all scorers with 15 points...shot 6-of-9 from the field...shot 2-of-3 from the three-point line...pulled down five rebounds

Season Highs

MIN	FGM	FGA	3PM	3PA	FTM	FTA	REB	A	ST	PTS
30	4	14	4	9	5	6	10	5	4	14
		8/1/10	7/27/10	8/1/10	8/1/10	8/1/10		8/22/10	7/18/10	8/1/10
2 Times	3 Times	vs. TUL	@ CON	vs. TUL	vs. TUL	vs. TUL	2 Times	@ ATL	vs. CHI	vs. TUL

Career Statistics

Year	Team	G-GS	Min	FG-FGA	PCT	3FG-FGA	PCT	FT-FTA	PCT	OFF	DEF	TOT	A	PF	S	To	B	PTS	AVG
2009	WAS	28-0	525	54-159	.340	29-80	.363	34-45	.756	22	54	76	22	44	20	34	9	171	6.1
2010	WAS	34-1	663	75-189	.397	41-102	.402	31-41	.756	25	87	112	50	67	29	42	12	222	6.5
Total		62-1	1188	129-348	.371	70-182	.385	65-86	.756	47	141	188	72	111	49	76	21	393	6.3

Career Highs

MIN	FGM	FGA	3PM	3PA	FTM	FTA	REB	A	ST	PTS
30	6	14	4	9	5	8	10	5	4	16
	6/6/09	8/1/10		8/1/10		7/11/09		8/22/10	7/18/10	6/6/09
2 Times	@ CON	vs. TUL	2 Times	vs. TUL	3 Times	vs. LA	2 Times	@ ATL	vs. CHI	@ CON

COLEMAN STATISTICS

Opponent	Minutes	FG-FGA	FG%	FT-FTA	FT %	3PM-A	3PT %	REB	AST	STL	PTS
Atlanta 8/22	21	3-6	.500	-	-	1-3	.333	8	5	2	7
New York 8/20	27	3-5	.600	1-2	.500	2-2	1.000	5	2	-	9
San Antonio 8/17	13	1-3	.333	-	-	1-3	.333	2	-	-	3
Seattle 8/15	15	2-6	.333	-	-	2-5	.400	2	-	-	6
Minnesota 8/13	27	2-8	.250	2-2	1.000	2-4	.500	9	-	-	8
Connecticut 8/10	19	3-5	.600	-	-	0-2	-	3	2	-	6
Connecticut 8/8	22	3-6	.500	-	-	2-4	.500	2	2	-	8
New York 8/6	25	2-7	.286	-	-	1-4	.250	3	2	1	5
Atlanta 8/3	23	2-5	.400	-	-	2-3	.667	2	2	2	6
Tulsa 8/1	26	3-14	.214	5-6	.833	3-9	.333	10	4	3	14
Indiana 7/30	30	3-6	.500	0-1	-	2-3	.667	6	-	1	8
San Antonio 7/29	20	3-4	.750	-	-	1-2	.500	6	1	1	7
Connecticut 7/27	25	4-10	.400	-	-	4-8	.500	2	3	-	12
Indiana 7/24	14	0-1	-	4-5	.800	0-1	-	1	-	1	4
Atlanta 7/21	20	3-9	.333	1-2	.500	2-4	.500	2	4	2	9
Chicago 7/18	23	3-6	.500	3-4	.750	2-2	1.000	6	3	4	11
New York 7/15	21	2-6	.333	2-2	1.000	1-5	.200	6	-	2	7
Tulsa 7/3	24	2-6	.333	1-2	.500	1-4	.250	10	4	3	6
Phoenix 7/1	23	4-7	.571	1-2	.500	3-6	.500	2	2	-	12
Indiana 6/29	13	3-5	.600	1-1	1.000	0-1	-	3	-	1	7
Phoenix 6/27	10	2-3	.667	-	-	1-1	1.000	3	2	-	5
Chicago 6/25	9	1-3	.333	2-2	1.000	1-2	.500	-	-	-	5
Los Angeles 6/24	19	2-4	.500	2-2	1.000	-	-	1	2	2	6
Chicago 6/19	6	0-2	-	-	-	0-2	-	-	-	-	-
New York 6/12	13	2-4	.500	-	-	1-2	.500	2	1	1	5
Chicago 6/11	8	2-3	.667	-	-	1-2	.500	-	2	-	5
Atlanta 6/5	14	0-4	-	-	-	-	-	2	-	-	-
Connecticut 5/30	30	3-10	.300	-	-	1-4	.250	4	2	1	7
Los Angeles 5/28	12	0-6	-	-	-	0-3	-	1	1	-	-
Seattle 5/25	24	3-3	1.000	-	-	2-2	1.000	2	1	-	8
Connecticut 5/23	22	4-9	.444	3-3	1.000	0-1	-	4	1	1	11
New York 5/21	18	1-5	.200	1-1	1.000	0-3	-	1	1	-	3
Minnesota 5/16	22	3-6	.500	1-2	.500	2-5	.400	1	1	-	9
Indiana 5/15	25	1-2	.500	1-2	.500	-	-	1	-	1	3
Totals	663	75-189	.397	31-41	.756	41-102	.402	112	50	29	222

#25 MONIQUE CURRIE

●GUARD/FORWARD ●6-0 ●2/25/1983 ●DUKE '06 ●5th Season

2010 Season: vs. Atlanta (8/22)...led all scorers with 20 points...shot 8-for-8 from the free throw line...shot 6-for-10 from the field...vs. New York (8/20)...scored nine points...played 18 minutes...vs. San Antonio (8/17)...scored 13 points...dished out three assists...grabbed four rebounds...vs. Seattle (8/15)...led all scorers with 25 points...shot a career high five three-pointers...collected four steals...vs. Minnesota (8/13)...grabbed seven rebounds...scored four points...vs. Connecticut (8/10)...scored 17 points...shot 7-for-8 from the free throw line...shot 2-for-2 from three point range...vs. Connecticut (8/8)...scored 10 points...grabbed five rebounds...vs. New York (8/6)...led team with 23 points...shot 7-for-14 from the field...vs. Atlanta (8/3)...scored eight points...shot 6-for-8 from the free throw line...vs. Tulsa (8/1)...scored 15 points...grabbed four rebounds...vs. Indiana (7/30)...scored seven points...grabbed seven rebounds...vs. San Antonio (7/29)...led all scorers with 22 points...shot a perfect 8-for-8 from the free throw line...vs. Connecticut (7/27)...scored 18 points...shot 8-for-14 from the field...grabbed nine rebounds...vs. Indiana (7/24)...scored 14 points, shooting 9-for-10 from the free throw line...played 30 minutes...grabbed seven rebounds...vs. Atlanta (7/21)...scored six points...collected two steals...grabbed six rebounds...vs. Chicago (7/18)...grabbed five rebounds...scored five points...vs. New York (7/15)...scored 12 points...shot 6-for-8 from the free throw line...dished out three assists...vs. Tulsa (7/3)...led all scorers with 17 points...shot 11-for-12 from the free throw line...vs. Phoenix (7/1)...scored 18 points...shot 7-for-10 from the field...vs. Indiana (6/29)...grabbed four rebounds...scored three points...vs. Phoenix (6/27)...dished out four assists...scored 10 points...vs. Chicago (6/25)...scored 12 points...dished out four assists...vs. Los Angeles (6/24)...dished out two assists...scored six points...vs. Chicago (6/19)...played 32 minutes...grabbed eight rebounds...vs. New York (6/12)...led team with 20 points and four assists...posted a new career high six steals...vs. Chicago (6/11)...scored 22 points...shot 8-for-9 from the free throw line...dished out five assists...vs. Atlanta (6/5)...scored 10 points...shot 3-for-3 from the free throw line...vs. Connecticut (5/30)...played 34 minutes...led all scorers with 18 points...shot 5-for-8 from the free throw line...vs. Los Angeles (5/28)...scored 13 points...collected three steals...vs. Seattle (5/25)...led all scorers with 24 points...grabbed five rebounds...vs. Connecticut (5/23)...collected three steals...grabbed seven rebounds...vs. New York (5/21)...scored 18 points on 6-for-9 shooting...grabbed five rebounds...vs. Minnesota (5/16)...led all scorers with 27 points...shot 10-for-10 from the free throw line...collected two steals...vs. Indiana (5/15)...led all scorers with 21 points...shot 7-for-12 from the field...shot 5-for-5 from the free throw line...had three blocked shots...**Preseason Highlights:** vs. Atlanta (5/9)...led all scorers with 16 points...shot 7-for-9 from the free throw line...grabbed four rebounds...played 23 minutes...vs. New York (5/5)...scored four points...shot 2-of-2 from the free throw line...pulled down four rebounds...

Season Highs

MIN	FGM	FGA	3PM	3PA	FTM	FTA	REB	A	ST	PTS
34	9	14	5	7	11	12	9	5	6	27
5/30/10	5/25/10		8/15/10	8/15/10	7/3/10	7/3/10	7/27/10	6/11/10	6/12/10	5/16/10
vs. CON	@ SEA	4 Times	vs. SEA	vs. SEA	@ TUL	@TUL	@ CON	@ CHI	vs. NY	@ MIN

Career Statistics

Year	Team	G-GS	Min	FG-FGA	PCT	3FG-FGA	PCT	FT-FTA	PCT	OFF	DEF	TOT	A	PF	S	To	B	PTS	AVG
2006	CHA	34-33	849	87-262	0.332	16-55	0.291	149-184	0.81	51	81	132	87	100	34	62	4	339	10
2007	WAS/CHI	33-24	832	106-241	0.44	14-41	0.341	128-163	0.785	45	88	133	58	95	7	51	7	354	10.7
2008	WAS	34-34	972	135-337	0.401	24-64	0.375	109-132	0.826	32	109	141	86	121	30	87	12	403	11.9
2009	WAS	34-34	728	78-217	0.359	20-52	0.385	102-127	0.803	38	108	146	61	83	29	57	14	278	8.2
2010	WAS	34-34	891	146-335	.436	37-83	.446	150-171	.877	43	120	163	55	120	49	89	14	479	14.1
Total		169-159	4272	552-1392	.397	111-295	.376	638-777	.821	209	506	715	347	519	166	346	51	1853	11.0

Career Highs

MIN	FGM	FGA	3PM	3PA	FTM	FTA	REB	A	ST	PTS
42	11	18	5	10	13	16	11	7	6	28
7/24/07	6/8/08	5/20/07	8/15/10	5/20/07		6/15/06			6/12/10	6/8/08
vs. SEA	@ CON	@ NY	vs. SEA	@ NY	3 Times	vs. WAS	3 Times	2 Times	vs. NY	@ CON

CURRIE STATISTICS

Opponent	Minutes	FG-FGA	FG%	FT-FTA	FT %	3PM-A	3PT %	REB	AST	STL	PTS
Atlanta 8/22	22	6-10	.600	8-8	1.000	0-1	-	4	2	2	20
New York 8/20	18	3-4	.750	3-4	.750	-	-	2	-	-	9
San Antonio 8/17	29	5-11	.455	3-3	1.000	0-1	-	4	3	1	13
Seattle 8/15	30	7-13	.538	6-6	1.000	5-7	.714	2	3	4	25
Minnesota 8/13	24	1-7	.143	2-2	1.000	0-2	-	7	1	1	4
Connecticut 8/10	23	4-8	.500	7-8	.875	2-2	1.000	4	3	1	17
Connecticut 8/8	26	3-11	.273	2-2	1.000	2-3	.667	5	2	1	10
New York 8/6	30	7-14	.500	9-10	.900	0-2	-	6	-	2	23
Atlanta 8/3	17	1-3	.333	6-8	.750	0-2	-	3	2	-	8
Tulsa 8/1	31	5-11	.455	4-5	.800	1-2	.500	4	2	1	15
Indiana 7/30	19	3-10	.300	-	-	1-2	.500	7	2	1	7
San Antonio 7/29	27	6-9	.667	8-8	1.000	2-2	1.000	2	2	-	22
Connecticut 7/27	28	8-14	.571	1-1	1.000	1-2	.500	9	1	-	18
Indiana 7/24	30	2-10	.200	9-10	.900	1-4	.250	7	2	2	14
Atlanta 7/21	17	1-6	.167	4-5	.800	0-1	-	6	-	2	6
Chicago 7/18	17	1-6	.167	3-4	.750	0-2	-	5	-	-	5
New York 7/15	32	3-8	.375	6-8	.750	0-1	-	1	3	2	12
Tulsa 7/3	26	3-6	.500	11-12	.917	-	-	3	-	-	17
Phoenix 7/1	19	7-10	.700	1-1	1.000	3-5	.600	4	-	1	18
Indiana 6/29	24	1-5	.200	1-1	1.000	0-2	-	4	-	1	3
Phoenix 6/27	29	2-10	.200	4-4	1.000	2-4	.500	4	4	1	10
Chicago 6/25	32	4-12	.333	2-2	1.000	2-4	.500	7	4	-	12
Los Angeles 6/24	21	3-11	.272	-	-	0-2	-	3	2	-	6
Chicago 6/19	32	2-8	.250	1-2	.500	1-2	.500	8	1	3	6
New York 6/12	26	6-11	.545	6-6	1.000	2-2	1.000	3	4	6	20
Chicago 6/11	31	6-11	.545	8-9	.889	2-4	.500	8	5	2	22
Atlanta 6/5	27	3-10	.300	3-3	1.000	1-3	.333	2	2	2	10
Connecticut 5/30	34	6-14	.429	5-8	.625	1-3	.333	5	1	1	18
Los Angeles 5/28	29	5-12	.417	3-4	.750	-	-	5	-	3	13
Seattle 5/25	24	9-14	.643	4-5	.800	2-3	.667	5	-	-	24
Connecticut 5/23	27	2-9	.222	1-2	.500	1-3	.333	7	1	3	6
New York 5/21	27	6-12	.500	4-5	.800	2-4	.500	5	1	2	18
Minnesota 5/16	32	8-13	.615	10-10	1.000	1-3	.333	5	2	2	27
Indiana 5/15	31	7-12	.583	5-5	1.000	2-3	.667	7	-	2	21
Totals	891	146-335	.436	150-171	.877	37-83	.446	163	55	49	479

#10 LINDSEY HARDING

●GUARD

●5-8

●6/12/1984

●DUKE '07

●4th Season

2010 Regular Season: vs. Atlanta (8/22)...dished out a game-high eight assists...scored seven points...played 35 minutes...vs. New York (8/20)...scored 14 points...dished out two assists...driving layup with 8.8 seconds remaining to seal the victory...vs. San Antonio (8/17)...dished out four assists...scored seven points, shooting 5-for-6 from the free throw line...vs. Seattle (8/15)...played 36 minutes...scored 13 points...dished out three assists...vs. Minnesota (8/13)...led team with 15 points...dished out three assists...vs. Connecticut (8/10)...played 31 minutes...dished out six assists...vs. Connecticut (8/8)...scored 12 points...dished out three assists...vs. New York (8/6)...played 22 minutes...scored seven points...vs. Atlanta (8/3)...played 29 minutes...scored 16 points...dished out six assists...vs. Tulsa (8/1)...scored 10 points...dished out four assists...vs. Indiana (7/30)...scored a career high 33 points...shot 11-for-18 from the field...shot 9-for-9 from the free throw line...vs. San Antonio (7/29)...scored eight points...dished out five assists...vs. Connecticut (7/27)...scored eight points...shot 3-for-6 from the field...vs. Indiana (7/24)...scored 10 points...dished out three assists...collected two steals...vs. Atlanta (7/21)...dished out four assists...played 33 minutes...vs. Chicago (7/18)...dished out six assists...played 36 minutes...collected three steals...vs. New York (7/15)...scored 10 points...grabbed six rebounds...dished out four assists...vs. Tulsa (7/3)...scored 14 points...dished out four assists...vs. Phoenix (7/1)...dished out six assists...collected three steals...scored 13 points...vs. Indiana (6/29)...played 33 minutes...dished out four assists...scored seven points...vs. Phoenix (6/27)...scored 24 points on 9-for-12 shooting from the field and 6-for-6 shooting from the free throw line...vs. Chicago (6/25)...scored 13 points...dished out three assists...vs. Los Angeles (6/24)...dished out four assists...scored 16 points...vs. Chicago (6/19)...played 42 minutes...dished out six assists...vs. New York (6/12)...scored 13 points...vs. Chicago (6/11)...led all scorers with 25 points on 10-for-15 shooting...vs. Atlanta (6/5)...scored 14 points on 6-for-12 shooting from the field...dished out four assists...vs. Connecticut (5/30)...dished out a new season-high nine assists...scored 10 points on 5-for-7 shooting from the field...collected three steals...vs. Los Angeles (5/28)...dished out a season-high eight assists...scored 11 points...vs. Seattle (5/25)...dished out three assists...collected three steals...scored 15 points...vs. Connecticut (5/23)...dished out a team-high five assists...played 30 minutes...vs. New York (5/21)...played 38 minutes...scored 21 points...dished out three assists...vs. Minnesota (5/16)...shot 6-for-9 from the field...played 36 minutes...dished out four assists...scored 14 points...vs. Indiana (5/15)...played 32 minutes...collected three steals...grabbed four rebounds...**Preseason Highlights:** vs. Atlanta (5/9)...shot 4-for-9 from the field...dished out three assists...scored eight points...vs. New York (5/5)...scored six points...grabbed four rebounds...dished out two assists...

Season Highs

MIN	FGM	FGA	3PM	3PA	FTM	FTA	REB	A	ST	PTS
42	11	18	2	6	9	9	6	9	3	33
6/19/10	7/30/10	7/30/10		6/25/10	7/30/10			5/30/10		7/30/10
vs. CHI	@ IND	@ IND	3 Times	@ CHI	@ IND	2 Times	2 Times	vs. CON	5 Times	@ IND

Career Statistics

Year	Team	G	GS	MIN	FGM-A	FG%	3PM-A	3P%	FTM-A	FT%	OFF	DEF	REB	AST	STL	BLK	TO	PF	PTS
2007	MIN	20	20	602	86-243	0.354	8-35	0.229	53-78	0.679	15	72	87	78	20	6	47	44	233
2008	MIN	24	11	591	51-139	0.367	2-25	0.08	50-72	0.694	9	47	56	76	27	4	55	56	154
2009	WAS	34	34	1194	163-375	0.435	20-62	0.323	89-119	0.748	24	111	135	154	43	13	101	68	435
2010	WAS	34	34	1130	157-353	.445	15-52	.288	82-107	.766	17	86	103	137	47	6	94	67	411
Total		112	99	3518	457-1110	.412	45-174	.259	274-376	.729	65	316	381	445	137	29	297	235	1233

Career Highs

MIN	FGM	FGA	3PM	3PA	FTM	FTA	REB	A	ST	PTS
47	11	18	3	6	11	14	7	10	5	33
8/14/09	7/30/10			6/25/10	9/12/08	9/12/08		9/6/08	9/3/08	7/30/10
vs. CON	@ IND	2 Times	2 Times	@ CHI	vs. PHX	vs. PHX	4 Times	@ SEA	@ PHX	@ IND

HARDING STATISTICS

Opponent	Minutes	FG-FGA	FG%	FT-FTA	FT %	3PM-A	3PT %	REB	AST	STL	PTS
New York (9/13)	26	4-7	.571	7-8	.875	2-2	1.000	6	5	2	17
Atlanta (9/12)	24	1-3	.333	5-8	.625	1-1	1.000	6	5	2	8
Indiana (9/6)	21	1-11	.091	4-6	.667	0-1	-	8	-	1	6
Chicago (9/4)	22	1-6	.167	2-2	1.000	0-1	-	5	1	-	4
Seattle (9/3)	24	5-8	.625	6-8	.750	1-1	1.000	7	1	1	17
Minnesota (8/30)	18	1-3	.333	-	-	1-1	1.000	3	3	-	3
Seattle (8/25)	20	4-6	.667	4-6	.667	1-3	.333	6	1	-	13
Sacramento (8/22)	15	3-6	.500	4-6	.667	-	-	4	-	1	10
Phoenix (8/21)	16	4-8	.500	4-4	1.000	-	-	2	1	-	12
Los Angeles (8/18)	20	3-9	.333	-	-	0-1	-	2	1	-	6
New York (8/16)	29	4-8	.500	3-5	.600	1-1	1.000	4	-	1	12
Connecticut (8/14)	22	2-4	.500	6-6	1.000	0-1	-	4	2	-	10
Detroit (8/11)	18	0-6	-	4-4	1.000	0-2	-	5	-	-	4
Connecticut (8/9)	15	0-4	-	2-2	1.000	0-4	-	4	1	1	2
Detroit (8/7)	21	2-8	.250	2-2	1.000	0-2	-	3	3	-	6
Indiana (8/2)	28	3-5	.600	4-4	1.000	2-2	1.000	7	4	1	12
New York (7/30)	23	3-11	.273	5-6	.833	-	-	9	2	-	11
Indiana (7/28)	22	5-9	.556	-	-	4-6	.667	3	2	2	14
Sacramento (7/26)	19	3-5	.600	5-6	.833	1-3	.333	1	2	2	12
Chicago (7/23)	17	3-8	.375	-	-	1-3	.333	3	2	1	7
Indiana (7/21)	13	2-5	.400	-	-	0-1	-	1	-	1	4
New York (7/18)	15	0-6	-	2-2	1.000	-	-	4	1	-	2
San Antonio (7/15)	15	1-2	.500	-	-	-	-	1	1	1	2
Los Angeles (7/11)	17	2-3	.667	-	-	0-1	-	1	-	1	4
Minnesota (7/7)	35	2-6	.333	3-4	.750	1-1	1.000	11	4	2	8
Atlanta (7/3)	23	1-8	.125	3-4	.750	0-3	-	5	3	2	5
San Antonio (6/30)	22	2-4	.500	4-6	.667	1-2	.500	8	1	1	9
Chicago (6/27)	29	4-12	.333	-	-	1-2	.500	6	2	1	9
Phoenix (6/25)	22	2-4	.500	6-8	.750	0-1	.000	3	1	1	10
Chicago (6/20)	29	3-9	.333	2-2	1.000	0-1	-	4	2	1	8
Atlanta (6/19)	24	2-7	.286	5-5	1.000	1-2	.500	1	7	-	10
Detroit (6/10)	16	1-3	.333	1-2	.500	-	-	-	1	2	3
Atlanta (6/7)	19	1-5	.200	2-2	1.000	0-1	.000	3	1	-	4
Connecticut (6/6)	28	3-8	.375	7-9	.777	1-2	.500	6	1	1	14
Totals	728	78-217	.359	102-127	.803	20-52	.385	146	61	29	278
Averages	21.4	2.3-6.4	.359	3.0-3.7	.810	.59-1.5	.393	4.3	1.8	0.9	8.2

#12 ASHLEY HOUTS

●GUARD ●5-6 ●12/31/1987 ●GEORGIA '10 ●1st Season

2010 Regular Season: vs. Atlanta (8/22)...played two minutes...grabbed one rebound...vs. New York (8/20)...DNP – Coach’s Decision...vs. San Antonio (8/17)...DNP – Coach’s Decision...vs. Seattle (8/15)...DNP – Coach’s Decision...vs. Minnesota (8/13)...DNP – Coach’s Decision...vs. Connecticut (8/10)...DNP – Coach’s Decision...vs. Connecticut (8/8)...played two minutes...vs. New York (8/6)...played eight minutes...dished out one assist...vs. Atlanta (8/3)...DNP – Coach’s Decision...vs. Tulsa (8/1)...played 14 minutes...dished out one assist...collected one steal...vs. Indiana (7/30)...DNP – Coach’s Decision...vs. San Antonio (7/29)...played a season high 18 minutes...scored four points...vs. Connecticut (7/27)...played five minutes...vs. Indiana (7/24)...DNP – Coach’s Decision...vs. Atlanta (7/21)... DNP – Coach’s Decision...vs. Chicago (7/18)...played three minutes...vs. New York (7/15)...played two minutes...vs. Tulsa (7/3)...played two minutes...vs. Phoenix (7/1)...played four minutes...grabbed two rebounds...vs. Indiana (6/29)...DNP – Coach’s Decision...vs. Phoenix (6/27)...played four minutes...dished out one assist...vs. Chicago (6/25)...played six minutes...grabbed one rebound...vs. Los Angeles (6/24)... played 10 minutes...scored three points...dished out two assists...vs. Chicago (6/19)...played three minutes...collected one steal...vs. New York (6/12)...played six minutes...scored two points...dished out two assists...vs. Chicago (6/11)... played three minutes...scored three points...vs. Atlanta (6/5)...DNP – Coach’s Decision...vs. Connecticut (5/30)...played 10 minutes...grabbed two rebounds...collected two steals...vs. Los Angeles (5/28)...DNP – Coach’s Decision...vs. Seattle (5/25)...DNP – Coach’s Decision...vs. Connecticut (5/23)...shot 2-for-2 from the free throw line...scored five points...vs. New York (5/21)...played two minutes...vs. Minnesota (5/16)...played two minutes...dished out one assist...vs. Indiana (5/15)...DNP – Coach’s Decision...**College Highlights:** All-SEC First Team (2010)...State Farm Coaches All-America Honorable Mention (2009)...Associated Press and Coaches All-SEC Second Team (2008, 2009)...FIU Fun & Sun Classic MVP (2008)...SEC Freshman of the Year (2007)...Basketball Times Freshman All-America (2007)...GBallmag.com Freshman All-America (2007)

Season Highs

MIN	FGM	FGA	3PM	3PA	FTM	FTA	REB	A	ST	PTS
18	2	4	1	2	2	2	3	2	2	5
7/29/10	7/29/10	7/29/10			5/23/10	5/23/10	7/29/10		5/30/10	5/23/10
vs. SAN	vs. SAN	vs. SAN	3 Times	3 Times	@ CON	@ CON	vs. SAN	2 Times	vs. CON	@ CON

Career Statistics

Year	Team	G	GS	MIN	FGM-A	FG%	3PM-A	3P%	FTM-A	FT%	OFF	DEF	REB	AST	STL	BLK	TO	PF	PTS
2010	WAS	20	0	110	6-16	.375	3-12	.250	2-2	1.000	4	9	13	9	6	-	7	9	17

College Statistics

Season	G	FGM	FGA	PCT	FTM	FTA	PCT	3PM	3PA	PCT	REB	AST	STL	BL	PTS	AVG
2006-07	34	91	219	.416	105	136	.772	33	96	.344	105	124	93	0	320	9.4
2007-08	33	111	260	.427	131	165	.794	34	99	.343	94	163	87	1	387	11.7
2008-09	32	129	315	.410	88	113	.779	39	125	.312	90	151	70	0	385	12.0
2009-10	30	120	291	.412	102	125	.816	34	112	.304	88	111	63	0	376	12.5
Totals	129	451	1085	.416	426	539	.790	140	432	.324	377	549	313	1	1468	11.4

HOUTS STATISTICS

Opponent	Minutes	FG-FGA	FG%	FT-FTA	FT %	3PM-A	3PT %	REB	AST	STL	PTS
Atlanta 8/22	2	-	-	-	-	-	-	1	-	-	-
New York 8/20	-	-	-	-	-	-	-	-	-	-	-
San Antonio 8/17	-	-	-	-	-	-	-	-	-	-	-
Seattle 8/15	-	-	-	-	-	-	-	-	-	-	-
Minnesota 8/13	-	-	-	-	-	-	-	-	-	-	-
Connecticut 8/10	-	-	-	-	-	-	-	-	-	-	-
Connecticut 8/8	2	-	-	-	-	-	-	-	-	-	-
New York 8/6	8	-	-	-	-	-	-	-	1	-	-
Atlanta 8/3	-	-	-	-	-	-	-	-	-	-	-
Tulsa 8/1	14	-	-	-	-	-	-	2	1	1	-
Indiana 7/30	-	-	-	-	-	-	-	-	-	-	-
San Antonio 7/29	18	2-4	.500	-	-	0-2	-	3	1	1	4
Connecticut 7/27	5	0-1	-	-	-	0-1	-	-	-	-	-
Indiana 7/24	-	-	-	-	-	-	-	-	-	-	-
Atlanta 7/21	-	-	-	-	-	-	-	-	-	-	-
Chicago 7/18	3	0-1	-	-	-	0-1	-	-	-	-	-
New York 7/15	2	-	-	-	-	-	-	-	-	-	-
Tulsa 7/3	2	-	-	-	-	-	-	-	-	-	-
Phoenix 7/1	4	-	-	-	-	-	-	2	-	-	-
Indiana 6/29	-	-	-	-	-	-	-	-	-	-	-
Phoenix 6/27	4	0-2	-	-	-	0-2	-	-	1	-	-
Chicago 6/25	6	-	-	-	-	-	-	1	-	-	-
Los Angeles 6/24	10	1-1	1.000	-	-	1-1	1.000	2	2	1	3
Chicago 6/19	3	-	-	-	-	-	-	-	-	1	-
New York 6/12	6	1-2	.500	-	-	0-1	-	-	2	-	2
Chicago 6/11	3	1-1	1.000	-	-	1-1	1.000	-	-	-	3
Atlanta 6/5	-	-	-	-	-	-	-	-	-	-	-
Connecticut 5/30	10	0-2	-	-	-	0-1	-	2	-	2	-
Los Angeles 5/28	-	-	-	-	-	-	-	-	-	-	-
Seattle 5/25	-	-	-	-	-	-	-	-	-	-	-
Connecticut 5/23	5	1-2	.500	2-2	1.000	1-2	.500	-	-	-	5
New York 5/21	2	-	-	-	-	-	-	-	-	-	-
Minnesota 5/16	2	-	-	-	-	-	-	-	1	-	-
Indiana 5/15	-	-	-	-	-	-	-	-	-	-	-
Totals	110	6-16	.375	2-2	1.000	3-12	.250	13	9	6	17

#1 CRYSTAL LANGHORNE

●FORWARD/CENTER ●6-2 ●10/27/1986 ●MARYLAND '08 ●3rd Season

2010 Season: vs. Atlanta (8/22)...posted 15th double double...scored 18 points on 7-for-10 shooting from the field...grabbed 11 rebounds...vs. New York (8/20)...scored 13 points...grabbed seven rebounds...vs. San Antonio (8/17)...led all scorers with 21 points...grabbed 12 rebounds...14th double double...vs. Seattle (8/15)...scored 15 points...grabbed seven rebounds...vs. Minnesota (8/13)...posted 13th double-double...grabbed 14 rebounds...scored 12 points...vs. Connecticut (8/10)...led team with 23 points...grabbed 10 rebounds...posted 12th double-double...vs. Connecticut (8/8)...led team with 14 points...grabbed seven rebounds...vs. New York (8/6)...held to four points and five rebounds...played 29 minutes...vs. Atlanta (8/3)...posted 11th double-double with 15 points and 12 rebounds...scored her 1,000th career point...collected three steals...vs. Tulsa (8/1)...scored 11 points...grabbed six rebounds...vs. Indiana (7/30)...scored nine points...grabbed 11 rebounds...vs. San Antonio (7/29)...scored 18 points...grabbed nine rebounds...vs. Connecticut (7/27)...led team with 23 points...shot 9-for-10 from the free throw line...shot 7-for-10 from the field...vs. Indiana (7/24)...posted her tenth double-double with 15 points and 13 rebounds...played 38:37 minutes...vs. Atlanta (7/21)...posted her ninth double-double with 24 points and 15 rebounds...shot 10-for-15 from the field...vs. Chicago (7/18)...played 38 minutes...scored 12 points...grabbed nine rebounds...vs. New York (7/15)...played 37 minutes...scored 19 points...grabbed 10 rebounds...collected three steals...vs. Tulsa (7/3)...scored 15 points...grabbed nine rebounds...vs. Phoenix (7/1)...scored 21 points...grabbed nine rebounds...dished out four assists...shot 7-for-8 from the free throw line...vs. Indiana (6/29)...played 36 minutes...scored 14 points...grabbed 10 rebounds...seventh double-double; fourth consecutive...vs. Phoenix (6/27)...scored a career high 31 points on 13-for-18 shooting from the field...posted her sixth double-double; third consecutive...grabbed 10 rebounds...vs. Chicago (6/25)...posted fifth double-double with 25 points and 13 rebounds...played a team-high 37 minutes...vs. Los Angeles (6/24)... posted a new career high 27 points...collected a career high five steals...posted fourth double-double...grabbed 14 rebounds...vs. Chicago (6/19)...played 35 minutes...scored nine points...grabbed 10 rebounds...vs. New York (6/12)...scored 13 points...grabbed nine rebounds...vs. Chicago (6/11)... played 33 minutes...scored six points on 3-for-6 shooting...vs. Atlanta (6/5)...led team with 23 points, tying her career-high...pulled down eight rebounds...collected three steals...vs. Connecticut (5/30)...tied her career high 16 rebounds...posted her third double-double...added 17 points on 8-for-17 shooting...vs. Los Angeles (5/28)...scored 13 points...grabbed 10 rebounds...second double-double this season...vs. Seattle (5/25)...scored 14 points...grabbed four rebounds...vs. Connecticut (5/23)...led all scorers with 16 points...grabbed eight rebounds...vs. New York (5/21)...grabbed 11 rebounds...scored 10 points...vs. Minnesota (5/16)...played 31 minutes...grabbed nine rebounds...scored 16 points...shot 4-for-6 from the free throw line...vs. Indiana (5/15)...played 36 minutes...scored 19 points...grabbed eight rebounds...collected two steals...**Preseason Highlights:** vs. Atlanta (5/9)...played 17 minutes...grabbed eight rebounds...scored four points on 2-for-4 shooting...collected three steals...

Season Highs

MIN	FGM	FGA	3PM	3PA	FTM	FTA	REB	A	ST	PTS
39	13	18	1	1	9	11	16	4	5	31
	6/27/10	6/27/10	6/24/10			7/15/10	5/30/10	7/1/10	6/24/10	6/27/10
2 Times	vs. PHX	vs. PHX	vs. LA	6 Times	2 Times	@ NY	vs. CON	@ PHX	vs. LA	vs. PHX

Career Statistics

Year	Team	G-GS	Min	FG-FGA	PCT	3FG-FGA	PCT	FT-FTA	PCT	OFF	DEF	TOT	A	PF	S	To	BLK	PTS	AVG
2008	WAS	34-6	529	68-109	0.624	0-0	0	28-51	0.549	53	83	136	15	54	15	36	6	164	4.8
2009	WAS	34-22	1013	163-284	0.574	0-2	0	82-119	0.689	101	167	268	29	74	34	76	13	408	12.0
2010	WAS	34-34	1158	221-375	.589	1-6	.167	112-145	.772	98	232	330	39	74	30	90	7	555	16.3
Total		102-62	2701	452-768	.589	1-8	.125	222-315	.705	252	482	734	83	202	79	202	26	1127	11.0

Career Highs

MIN	FGM	FGA	3PM	3PA	FTM	FTA	REB	A	ST	PTS
41	13	18	1	1	9	13	16	4	5	31
8/14/09	6/27/10	6/27/10	6/24/10			9/3/09			6/24/10	6/27/10
vs. CON	vs. PHX	vs. PHX	vs. LA	8 Times	2 Times	vs. SEA	2 Times	2 Times	vs. LA	vs. PHX

LANGHORNE STATISTICS

Opponent	Minutes	FG-FGA	FG%	FT-FTA	FT %	3PM-A	3PT %	REB	AST	STL	PTS
Atlanta 8/22	29	7-10	.700	4-8	.500	-	-	11	1	-	18
New York 8/20	35	6-9	.667	1-1	1.000	-	-	7	-	-	13
San Antonio 8/17	37	10-13	.769	1-4	.250	-	-	12	3	1	21
Seattle 8/15	37	5-9	.556	5-6	.833	0-1	-	7	3	-	15
Minnesota 8/13	35	5-10	.500	2-4	.500	-	-	14	2	-	12
Connecticut 8/10	32	10-15	.667	3-4	.750	-	-	10	-	2	23
Connecticut 8/8	32	6-13	.462	2-2	1.000	-	-	7	1	-	14
New York 8/6	29	2-6	.333	-	-	-	-	5	-	-	4
Atlanta 8/3	35	6-14	.429	3-4	.750	-	-	12	2	3	15
Tulsa 8/1	19	5-8	.625	1-2	.500	-	-	6	1	-	11
Indiana 7/30	36	3-7	.429	3-4	.750	0-1	-	11	-	-	9
San Antonio 7/29	33	6-10	.600	6-6	1.000	-	-	9	2	-	18
Connecticut 7/27	36	7-10	.700	9-10	.900	-	-	6	2	-	23
Indiana 7/24	39	5-6	.833	5-7	.714	-	-	13	-	1	15
Atlanta 7/21	36	10-15	.667	4-6	.667	0-1	-	15	2	-	24
Chicago 7/18	38	4-9	.444	4-4	1.000	-	-	9	-	-	12
New York 7/15	37	5-10	.500	9-11	.818	-	-	10	-	3	19
Tulsa 7/3	32	6-12	.500	3-3	1.000	-	-	9	-	2	15
Phoenix 7/1	37	7-10	.700	7-8	.875	-	-	9	4	-	21
Indiana 6/29	36	7-9	.778	-	-	0-1	-	10	1	-	14
Phoenix 6/27	37	13-18	.722	5-6	.833	-	-	10	1	3	31
Chicago 6/25	37	11-17	.647	3-3	1.000	-	-	13	2	-	25
Los Angeles 6/24	37	10-14	.714	6-6	1.000	1-1	1.000	14	-	5	27
Chicago 6/19	35	4-7	.571	1-2	.500	-	-	10	1	1	9
New York 6/12	33	6-13	.462	1-2	.500	0-1	-	9	3	-	13
Chicago 6/11	33	3-6	.500	-	-	-	-	8	2	-	6
Atlanta 6/5	39	9-14	.643	5-8	.625	-	-	8	1	3	23
Connecticut 5/30	30	8-17	.471	1-1	1.000	-	-	16	1	2	17
Los Angeles 5/28	33	5-10	.500	3-4	.750	-	-	10	-	-	13
Seattle 5/25	34	5-9	.556	4-5	.800	-	-	4	-	-	14
Connecticut 5/23	31	7-11	.636	2-3	.667	-	-	8	-	1	16
New York 5/21	34	4-7	.571	2-2	1.000	-	-	11	2	-	10
Minnesota 5/16	31	6-13	.462	4-6	.667	-	-	9	2	1	16
Indiana 5/15	36	8-14	.571	3-3	1.000	-	-	8	-	2	19
Totals	1158	221-375	.589	112-145	.772	1-6	.167	330	39	30	555

#44 CHASITY MELVIN

●CENTER/FORWARD ●6-3 ●5/3/1976 ●N.C. STATE '98 ●12th Season

2010 Regular Season: vs. Atlanta (8/22)...scored nine points...grabbed nine rebounds...vs. New York (8/20)...blocked three shots...grabbed five rebounds...collected two steals...vs. San Antonio (8/17)...collected two steals...played 24 minutes...scored six points...vs. Seattle (8/15)...scored eight points...grabbed six rebounds...played 29 minutes...vs. Minnesota (8/13)...scored nine points...pulled down four rebounds...vs. Connecticut (8/10)...blocked two shots...scored 10 points...grabbed four rebounds...vs. Connecticut (8/8)...scored seven points...grabbed four rebounds...vs. New York (8/6)...grabbed six rebounds...scored four points...vs. Atlanta (8/3)...scored eight points...grabbed seven rebounds...collected three steals...vs. Tulsa (8/1)...scored 10 points...grabbed eight rebounds...vs. Indiana (7/30)...dished out three assists...grabbed three rebounds...vs. San Antonio (7/29)...named to the starting lineup for the first time this season...played 16 minutes...scored four points...vs. Connecticut (7/27)...played 18 minutes...grabbed six rebounds...dished out three assists...vs. Indiana (7/24)...played 18 minutes...scored five points...grabbed five rebounds...vs. Atlanta (7/21)...scored a season high 12 points...grabbed three rebounds...vs. Chicago (7/18)...scored six points...grabbed four rebounds...shot perfect from the free throw line (2-for-2)...vs. New York (7/15)...played 13 minutes...grabbed one rebound...vs. Tulsa (7/3)...pulled down eight rebounds...scored two points...vs. Phoenix (7/1)...grabbed five rebounds...scored six points...vs. Indiana (6/29)...played 19 minutes...grabbed seven rebounds...vs. Phoenix (6/27)...grabbed six rebounds...scored six points...vs. Chicago (6/25)...grabbed three rebounds...scored six points...vs. Los Angeles (6/24)... grabbed five rebounds...scored six points...vs. Chicago (6/19)...played 16 minutes...grabbed two rebounds...vs. New York (6/12)...played 12 minutes...scored four points...vs. Chicago (6/11)... played 14 minutes...grabbed 2,000th career rebound...vs. Atlanta (6/5)...scored 10 points on 5-for-7 shooting from the field...grabbed eight rebounds...vs. Connecticut (5/30)...played nine minutes...vs. Los Angeles (5/28)...scored 10 points from off the bench...pulled down seven rebounds...vs. Seattle (5/25)...had two blocked shots...collected three steals...pulled down four rebounds...vs. Connecticut (5/23)...grabbed two rebounds...scored two points...vs. New York (5/21)...grabbed three rebounds...had two blocked shots...scored six points...vs. Minnesota (5/16)...played 23 minutes...grabbed nine rebounds...vs. Indiana (5/15)...pulled down six rebounds...shot 2-for-2 from the free throw line...scored four points...**Preseason Highlights:** vs. Atlanta (5/9)...played nine minutes...shot 5-for-7 from the free throw line...grabbed five rebounds...scored seven points...collected two steals...

Season Highs

MIN	FGM	FGA	3PM	3PA	FTM	FTA	REB	A	ST	PTS
34	5	11	-	-	4	5	9	3	3	12
8/3/10		8/10/10			7/21/10	8/1/10				7/21/10
@ ATL	3 Times	vs. CON			vs. ATL	vs. TUL	2 Times	2 Times	2 Times	vs. ATL

Career Statistics

Year	Team	G	GS	MIN	FGM-A	FG%	3PM-A	3P%	FTM-A	FT%	OFF	DEF	REB	AST	STL	BLK	TO	PF	PTS	AVG
1999	CLE	32	9	709	95-218	0.436	1-1	1	68-98	0.694	53	74	127	38	20	22	42	93	259	8.1
2000	CLE	32	32	904	136-289	0.471	1-7	0.143	100-137	0.73	69	103	172	61	29	18	62	113	373	11.7
2001	CLE	27	20	754	102-215	0.474	2-2	1	60-86	0.698	66	88	154	50	24	16	45	81	266	9.9
2002	CLE	32	32	1,055	153-330	0.464	3-6	0.5	90-131	0.687	84	110	194	57	28	18	74	104	399	12.5
2003	CLE	34	34	1,061	159-333	0.477	3-11	0.273	123-176	0.699	82	133	215	52	28	22	67	108	444	13.1
2004	WAS	34	16	825	104-256	0.406	0-0	0	85-111	0.766	63	68	131	37	15	18	52	89	293	8.6
2005	WAS	34	34	1,050	150-305	0.492	4-16	0.25	93-138	0.674	82	117	199	25	31	14	61	113	397	11.7
2006	WAS	34	34	1,003	153-294	0.52	0-2	0	99-151	0.656	84	140	224	45	34	26	62	109	405	11.9
2007	WAS	3	3	82	9-26	0.346	0-2	0	16-19	0.842	7	13	20	0	6	0	2	13	34	11.3
2007	CHI	29	25	853	109-233	0.468	1-5	0.2	69-110	0.627	66	127	193	37	32	22	69	88	288	9.9
2008	CHI	34	18	759	98-221	0.443	1-3	0.333	81-132	0.614	85	87	172	50	31	10	49	99	278	8.2
2009	WAS	34	33	756	84-188	0.447	0-1	0	33-61	0.541	79	79	158	36	34	29	50	101	201	5.9
2010	WAS	34	12	659	75-173	.434	-	-	27-42	.643	70	89	159	23	24	17	41	71	177	5.2
Total		393	302	10470	1427-3081	.463	16-56	.286	944-1392	.678	890	1228	2118	511	336	232	676	1182	3814	9.7

MELVIN STATISTICS

Career Highs

53	13	19	2	2	10	13	15	7	4	30
6/8/02	8/7/07	8/23/05	5/26/05			8/18/05		6/16/00		
@ ORL	vs. IND	vs. NY	vs. LA	8 Times	3 Times	@ IND	2 Times	vs. DET	2 Times	2 Times

Opponent	Minutes	FG-FGA	FG%	FT-FTA	FT %	3PM-A	3PT %	REB	AST	STL	PTS
Atlanta 8/22	19	4-9	.444	1-3	.333	-	-	9	2	-	9
New York 8/20	30	1-4	.250	-	-	-	-	5	1	2	2
San Antonio 8/17	24	3-5	.600	-	-	-	-	4	1	2	6
Seattle 8/15	29	3-5	.600	2-4	.500	-	-	6	2	-	8
Minnesota 8/13	20	3-8	.375	3-3	1.000	-	-	4	-	-	9
Connecticut 8/10	27	5-11	.455	-	-	-	-	4	2	2	10
Connecticut 8/8	17	3-6	.500	1-2	.500	-	-	4	-	1	7
New York 8/6	18	2-7	.286	-	-	-	-	6	-	-	4
Atlanta 8/3	34	3-6	.500	2-2	1.000	-	-	7	-	3	8
Tulsa 8/1	23	4-6	.667	2-5	.400	-	-	8	2	1	10
Indiana 7/30	21	1-4	.250	-	-	-	-	3	3	-	2
San Antonio 7/29	16	2-5	.400	-	-	-	-	3	-	1	4
Connecticut 7/27	18	1-2	.500	-	-	-	-	6	3	1	
Indiana 7/24	18	1-4	.250	3-4	.750	-	-	5	-	1	5
Atlanta 7/21	26	4-7	.571	4-4	1.000	-	-	3	2	-	12
Chicago 7/18	17	2-3	.667	2-2	1.000	-	-	4	-	1	6
New York 7/15	13	0-2	-	-	-	-	-	1	-	-	-
Tulsa 7/3	16	1-6	.167	0-1	-	-	-	8	-	-	2
Phoenix 7/1	17	3-9	.333	-	-	-	-	5	-	-	6
Indiana 6/29	19	1-3	.333	0-2	-	-	-	7	-	-	2
Phoenix 6/27	22	3-6	.500	-	-	-	-	6	1	1	6
Chicago 6/25	17	2-3	.667	2-2	1.000	-	-	3	-	1	6
Los Angeles 6/24	21	3-9	.333	-	-	-	-	5	1	1	6
Chicago 6/19	16	1-4	.250	2-2	1.000	-	-	2	1	-	4
New York 6/12	12	2-4	.500	-	-	-	-	-	-	-	4
Chicago 6/11	14	1-2	.500	-	-	-	-	2	-	-	2
Atlanta 6/5	20	5-7	.714	-	-	-	-	8	-	1	10
Connecticut 5/30	9	0-1	-	-	-	-	-	-	-	-	-
Los Angeles 5/28	15	5-9	.556	-	-	-	-	7	-	-	10
Seattle 5/25	18	1-3	.333	1-1	1.000	-	-	4	1	3	3
Connecticut 5/23	18	1-3	.333	0-1	-	-	-	2	1	1	2
New York 5/21	13	3-5	.600	-	-	-	-	3	-	-	6
Minnesota 5/16	23	0-3	-	0-2	-	-	-	9	-	-	-
Indiana 5/15	16	1-2	.500	2-2	1.000	-	-	6	-	1	4
Totals	659	75-173	.434	27-42	.643	-	-	159	23	24	177

#50 JACINTA MONROE

● FORWARD

● 6-5

● 9/4/1988

● FLORIDA STATE '10

● 1st Season

2010 Regular Season: vs. Atlanta (8/22)...played 11 minutes...blocked two shots...collected one steal...vs. New York (8/20)...played two minutes...blocked one shot...vs. San Antonio (8/17)...played three minutes...scored two points...vs. Seattle (8/15)...played three minutes...vs. Minnesota (8/13)...played three minutes...vs. Connecticut (8/10)...scored eight points...shot 3-for-3 from the field...shot 2-for-2 from the free throw line...vs. Connecticut (8/8)...played seven minutes...grabbed three rebounds...scored two points...vs. New York (8/6)...played 15 minutes...scored four points on 2-for-3 shooting from the field...vs. Atlanta (8/3)...DNP – Coach's Decision...vs. Tulsa (8/1)...DNP – Left Hand...vs. Indiana (7/30)...DNP – Left Hand...vs. San Antonio (7/29)...DNP – Left Hand...vs. Connecticut (7/27)...DNP – Left Hand...vs. Indiana (7/24)...DNP – Left Hand...vs. Atlanta (7/21)...DNP – Left Hand...vs. Chicago (7/18)...DNP – Left Hand...vs. New York (7/15)...DNP – Left Hand...vs. Tulsa (7/3)...DNP – Left Hand...vs. Phoenix (7/1)...DNP – Left Hand...vs. Indiana (6/29)...DNP – Left Hand...vs. Phoenix (6/27)...DNP – Left Hand...vs. Chicago (6/25)...DNP – Left Hand...vs. Los Angeles (6/24)...DNP – Left Hand...vs. Chicago (6/19)...played five minutes...grabbed one rebound...vs. New York (6/12)...played 13 minutes...grabbed three rebounds...scored five points...vs. Chicago (6/11)...played six minutes...grabbed one rebound...vs. Atlanta (6/5)...played five minutes...scored one point...vs. Connecticut (5/30)...played 12 minutes...had two blocked shots...scored two points...vs. Los Angeles (5/28)...scored five points...had one blocked shot...collected one steal...vs. Seattle (5/25)...played three minutes...dished out one assist...vs. Connecticut (5/23)...played eight minutes...grabbed one rebound...scored three points...vs. New York (5/21)...played four minutes...scored two points...vs. Minnesota (5/16)...DND-Ankle...vs. Indiana (5/15)...DND-Ankle...**Senior Highlights:** Most blocks in a career at FSU (301)...6th player in ACC history with 300-plus blocks...played the most games in FSU history (136)...4th leading scorer and rebounder (1,518 points, 913 rebounds) in FSU history...holds the fifth-highest field goal percentage (53.2)...68 blocks this season ranks fourth in single-season totals...

Season Highs

MIN	FGM	FGA	3PM	3PA	FTM	FTA	REB	A	ST	PTS
15	3	4	-	1	2	2	3	1	1	8
8/6/10	8/10/10	8/22/10		5/28/10	8/10/10					8/10/10
@ NY	vs. CON	@ ATL		@ LA	vs. CON	6 Times	2 Times	3 Times	5 Times	vs. CON

Career Statistics

Year	Team	G	GS	MIN	FGM-A	FG%	3PM-A	3P%	FTM-A	FT%	OFF	DEF	REB	AST	STL	BLK	TO	PF	PTS
2010	WAS	17	0	117	15-31	.484	0-1	-	6-12	.500	4	12	16	3	5	8	6	20	36

College Statistics

Season	G	FGM	FGA	PCT	FTM	FTA	PCT	3PM	3PA	PCT	REB	AST	STL	BL	PTS	AVG
2006-07	34	111	206	0.539	53	82	0.646	1	5	0.200	204	16	27	63	276	8.1
2007-08	32	131	219	0.598	61	106	0.575	0	1	0.000	190	10	27	77	323	10.1
2008-09	34	168	326	0.515	108	157	0.688	0	3	0.000	251	28	39	84	444	13.1
2009-10	31	154	304	0.507	94	130	0.723	1	3	0.333	229	26	27	65	403	13.0
Total	131	564	1055	0.535	316	475	0.665	2	12	0.167	874	80	120	289	1446	11.0

MONROE STATISTICS

Opponent	Minutes	FG-FGA	FG%	FT-FTA	FT %	3PM-A	3PT %	REB	AST	STL	PTS
Atlanta 8/22	11	1-4	.250	0-2	-	-	-	2	1	1	2
New York 8/20	2	-	-	-	-	-	-	-	-	-	-
San Antonio 8/17	3	1-2	.500	-	-	-	-	-	-	-	2
Seattle 8/15	3	-	-	-	-	-	-	-	-	-	-
Minnesota 8/13	3	0-1	-	-	-	-	-	-	-	-	-
Connecticut 8/10	8	3-3	1.000	2-2	1.000	-	-	2	-	-	8
Connecticut 8/8	7	1-2	.500	-	-	-	-	3	-	1	2
New York 8/6	15	2-3	.667	-	-	-	-	1	1	1	4
Atlanta 8/3	-	-	-	-	-	-	-	-	-	-	-
Tulsa 8/1	-	-	-	-	-	-	-	-	-	-	-
Indiana 7/30	-	-	-	-	-	-	-	-	-	-	-
San Antonio 7/29	-	-	-	-	-	-	-	-	-	-	-
Connecticut 7/27	-	-	-	-	-	-	-	-	-	-	-
Indiana 7/24	-	-	-	-	-	-	-	-	-	-	-
Atlanta 7/21	-	-	-	-	-	-	-	-	-	-	-
Chicago 7/18	-	-	-	-	-	-	-	-	-	-	-
New York 7/15	-	-	-	-	-	-	-	-	-	-	-
Tulsa 7/3	-	-	-	-	-	-	-	-	-	-	-
Phoenix 7/1	-	-	-	-	-	-	-	-	-	-	-
Indiana 6/29	-	-	-	-	-	-	-	-	-	-	-
Phoenix 6/27	-	-	-	-	-	-	-	-	-	-	-
Chicago 6/25	-	-	-	-	-	-	-	-	-	-	-
Los Angeles 6/24	-	-	-	-	-	-	-	-	-	-	-
Chicago 6/19	5	0-1	-	-	-	-	-	1	-	-	-
New York 6/12	13	2-2	1.000	1-2	.500	-	-	3	-	1	5
Chicago 6/11	6	-	-	-	-	-	-	1	-	-	-
Atlanta 6/5	5	0-2	-	1-2	.500	-	-	1	-	-	1
Connecticut 5/30	12	1-3	.333	-	-	-	-	1	-	-	2
Los Angeles 5/28	9	2-3	.667	1-2	.500	0-1	-	-	-	1	5
Seattle 5/25	3	-	-	-	-	-	-	-	1	-	-
Connecticut 5/23	8	1-2	.500	1-2	.500	-	-	1	-	-	3
New York 5/21	4	1-1	1.000	-	-	-	-	-	-	-	2
Minnesota 5/16	-	-	-	-	-	-	-	-	-	-	-
Indiana 5/15	-	-	-	-	-	-	-	-	-	-	-
Totals	117	15-31	.484	6-12	.500	0-1	-	16	3	5	36

#43 NAKIA SANFORD

●FORWARD/CENTER ●6-4 ●5/10/1976 ●KANSAS '99 ●7th Season

2010 Regular Season: vs. Atlanta (8/22)...scored 10 points...shot 4-for-8 from the field...grabbed five rebounds...collected two steals...vs. New York (8/20)...played nine minutes...grabbed one rebound...dished out one assist...vs. San Antonio (8/17)...scored nine points...shot 7-for-8 from the free throw line...vs. Seattle (8/15)...played 10 minutes...scored four points...vs. Minnesota (8/13)...played 13 minutes...scored four points...vs. Connecticut (8/10)...grabbed two rebounds...scored two points...vs. Connecticut (8/8)...played 18 minutes...grabbed six rebounds...scored four points...vs. New York (8/6)...scored five points and grabbed four rebounds in 11 minutes of play...vs. Atlanta (8/3)...grabbed four rebounds...vs. Tulsa (8/1)...scored seven points...grabbed seven rebounds...vs. Indiana (7/30)...scored 11 points...grabbed seven rebounds...dished out four assists...vs. San Antonio (7/29)...played 11 minutes...grabbed one rebound...collected one steal...vs. Connecticut (7/27)...grabbed seven rebounds...scored six points...vs. Indiana (7/24)...scored six points...dished out two assists...vs. Atlanta (7/21)...scored six points...grabbed four rebounds...vs. Chicago (7/18)...scored six points...grabbed six rebounds...vs. New York (7/15)...played 10 minutes...scored two points...vs. Tulsa (7/3)...scored nine points...pulled down eight rebounds...vs. Phoenix (7/1)...grabbed four rebounds...scored nine points...vs. Indiana (6/29)...scored seven points...dished out four assists...vs. Phoenix (6/27)...scored 12 points...grabbed five rebounds...vs. Chicago (6/25)...played 20 minutes...grabbed three rebounds...vs. Los Angeles (6/24)...played 20 minutes...grabbed five rebounds...vs. Chicago (6/19)...scored 11 points...pulled down seven rebounds...collected three steals...vs. New York (6/12)...collected three steals...scored four points...vs. Chicago (6/11)...scored 10 points on 5-for-9 shooting...had two blocked shots...vs. Atlanta (6/5)...scored 10 points...collected two steals...vs. Connecticut (5/30)...scored 11 points on 5-for-8 shooting from the field...grabbed five rebounds...vs. Los Angeles (5/28)...scored eight points...had two steals...vs. Seattle (5/25)...led team with six rebounds...dished out two assists...vs. Connecticut (5/23)...played 11 minutes...grabbed two rebounds...vs. New York (5/21)...shot 3-for-6 from the field...shot 4-for-6 from the free throw line...scored 10 points...vs. Minnesota (5/16)...played 14 minutes...scored five points...pulled down five rebounds...vs. Indiana (5/15)...played 21 minutes...scored 11 points...grabbed seven rebounds...shot 5-for-6 from the free throw line...**Preseason Highlights:** vs. New York (5/5)...scored 11 points...pulled down a team-high eight rebounds...had one blocked shot...collected one steal...played 23 minutes...

Season Highs

MIN	FGM	FGA	3PM	3PA	FTM	FTA	REB	A	ST	PTS
28	5	10	-	-	7	8	8	4	3	12
5/30/10					8/17/10	8/17/10	7/3/10			6/27/10
vs. CON	3 Times	2 Times			@ SAN	@ SAN	@ TUL	2 Times	2 Times	vs. PHX

Career Statistics

Team	G-GS	Min	FG-FGA	PCT	3FG-FGA	PCT	FT-FTA	PCT	OFF	DEF	TOT	A	PF	S	To	BLK	PTS	AVG
WAS	17-0	134	20-40	0.5	0-0	0	9-20	0.45	10	16	26	1	35	3	20	2	49	2.9
WAS	31-29	653	63-126	0.5	0-0	0	43-75	0.573	53	101	154	18	99	18	37	16	169	5.5
WAS	27-0	293	29-60	0.483	0-0	0	30-62	0.484	15	30	45	6	50	10	17	11	88	3.3
WAS	34-19	885	112-216	0.519	0-0	0	77-125	0.616	69	134	203	36	118	28	72	21	301	8.9
WAS	34-31	994	123-232	0.53	0-0	0	129-194	0.665	100	142	242	23	141	27	88	28	375	11
WAS	34-28	795	90-199	0.452	0-0	0	49-123	0.398	77	116	193	40	138	21	83	11	229	6.7
WAS	34-13	663	77-164	0.470	0-0	0	59-102	0.578	55	92	147	22	109	26	73	14	213	6.3
WAS	34-22	608	76-159	.478	0-0	0	53-76	.697	51	92	143	25	100	25	68	8	205	6.0
Total	245-142	5029	590-1196	.493	0-0	0	449-777	.578	430	723	1153	171	790	158	452	111	1629	6.6

SANFORD STATISTICS

Career Highs

MIN	FGM	FGA	3PM	3PA	FTM	FTA	REB	A	ST	PTS
39	10	14	-	-	15	18	15	5	4	25
	7/9/06	7/9/06	-	-	6/22/07	6/22/07	8/19/07			
3 Times	vs. CHI	vs. CHI	-	-	@ HOU	@ HOU	@ CON	2 Times	3 Times	2 Times

Opponent	Minutes	FG-FGA	FG%	FT-FTA	FT %	3PM-A	3PT %	REB	AST	STL	PTS
Atlanta 8/22	15	4-8	.500	2-4	.500	-	-	5	-	2	10
New York 8/20	9	0-1	-	0-2	-	-	-	1	1	-	-
San Antonio 8/17	13	1-2	.500	7-8	.875	-	-	3	-	-	9
Seattle 8/15	10	0-3	-	4-4	1.000	-	-	2	1	-	4
Minnesota 8/13	13	0-1	-	-	-	-	-	4	-	-	-
Connecticut 8/10	11	0-1	-	2-2	1.000	-	-	2	-	-	2
Connecticut 8/8	18	2-6	.333	-	-	-	-	6	-	-	4
New York 8/6	11	2-3	.667	1-2	.500	-	-	4	-	1	5
Atlanta 8/3	11	0-1	-	1-2	.500	-	-	4	-	-	1
Tulsa 8/1	17	2-4	.500	3-4	.750	-	-	7	2	2	7
Indiana 7/30	23	4-6	.667	3-3	1.000	-	-	7	4	1	11
San Antonio 7/29	11	0-2	-	-	-	-	-	1	-	1	-
Connecticut 7/27	18	3-5	.600	-	-	-	-	7	-	-	6
Indiana 7/24	19	2-4	.500	2-2	1.000	-	-	2	2	-	6
Atlanta 7/21	18	3-4	.750	-	-	-	-	4	1	-	6
Chicago 7/18	23	3-4	.750	-	-	-	-	6	1	-	6
New York 7/15	10	1-1	1.000	-	-	-	-	1	-	-	2
Tulsa 7/3	18	4-5	.800	1-1	1.000	-	-	8	-	-	9
Phoenix 7/1	18	3-7	.429	3-4	.750	-	-	4	2	1	9
Indiana 6/29	24	3-6	.500	1-1	1.000	-	-	4	4	2	7
Phoenix 6/27	17	5-10	.500	2-5	.400	-	-	5	-	-	12
Chicago 6/25	20	0-1	-	1-2	.500	-	-	3	-	-	1
Los Angeles 6/24	20	1-5	.200	-	-	-	-	5	1	-	2
Chicago 6/19	24	4-10	.400	3-4	.750	-	-	7	-	3	11
New York 6/12	23	2-7	.286	-	-	-	-	1	-	3	4
Chicago 6/11	25	5-9	.556	-	-	-	-	5	2	-	10
Atlanta 6/5	25	4-9	.445	2-3	.667	-	-	3	-	2	10
Connecticut 5/30	28	5-8	.625	1-2	.500	-	-	5	-	1	11
Los Angeles 5/28	24	3-8	.375	2-4	.500	-	-	4	-	2	8
Seattle 5/25	24	2-5	.400	1-1	1.000	-	-	6	2	1	5
Connecticut 5/23	11	0-1	-	1-2	.500	-	-	2	-	1	1
New York 5/21	21	3-6	.500	4-6	.667	-	-	3	-	1	10
Minnesota 5/16	14	2-2	1.000	1-2	.500	-	-	5	-	-	5
Indiana 5/15	21	3-4	.750	5-6	.833	-	-	7	2	1	11
Totals	608	76-159	.478	53-76	.697	-	-	143	25	25	205

#30 KATIE SMITH

●GUARD ●5-11 ●9/4/1974 ●OHIO STATE '96 ●12th Season

2010 Season: vs. Atlanta (8/22)...scored six points...grabbed four rebounds...dished out three assists...vs. New York (8/20)...scored 12 points...collected four steals...shot 5-for-8 from the field...vs. San Antonio (8/17)...scored 23 points...shot 3-for-5 from three point range...dished out six assists...vs. Seattle (8/15)...scored nine points...dished out three assists...played 32 minutes...vs. Minnesota (8/13)...hit a three-pointer with 43.5 seconds left...scored 11 points...shot 3-for-6 from three point range...dished out four assists...vs. Connecticut (8/10)...scored 12 points...dished out three assists...played 32 minutes...vs. Connecticut (8/8)...grabbed five rebounds...scored two points...vs. New York (8/6)...scored five points...dished out two assists...vs. Atlanta (8/3)...led team with 18 points...shot 6-for-9 from the field...shot 2-for-4 from three point range...vs. Tulsa (8/1)...played 26 minutes...scored 15 points...vs. Indiana (7/30)...scored three points...dished out four assists...grabbed four rebounds...vs. San Antonio (7/29)...played 30 minutes...scored five points...vs. Connecticut (7/27)...scored seven points...dished out three assists...vs. Indiana (7/24)...led team with 17 points...shot 5-for-6 from the free throw line...vs. Atlanta (7/21)...dished out team high five assists...shot 2-for-3 from three point range...vs. Chicago (7/18)...played 24 minutes...scored five points...vs. New York (7/15)...played 35 minutes...scored 11 points...grabbed three rebounds...vs. Tulsa (7/3)...scored six points...dished out four assists...vs. Phoenix (7/1)...scored a season high 25 points...shot 8-for-8 from the free throw line...shot 5-for-10 from three point range...vs. Indiana (6/29)...scored a season-high 21 points...shot 5-for-7 from three-point range...vs. Phoenix (6/27)...dished out a season-high six assists, reaching her 1,000th career assist...vs. Chicago (6/25)...dished out two assists...scored six points...vs. Los Angeles (6/24)...played 30 minutes...vs. Chicago (6/19)...scored a season-high 17 points...shot 3-for-5 from three point range...played 41 minutes...vs. New York (6/12)...played 26 minutes...dished out two assists...scored five points...vs. Chicago (6/11)...shot 3-for-4 from the field...dished out three assists...vs. Atlanta (6/5)...played 35 minutes...grabbed four rebounds...vs. Connecticut (5/30)...DND – Lower Back Strain...vs. Los Angeles (5/28)...led team with 15 points...shot 3-for-4 from the three-point line...vs. Seattle (5/25)...played 30 minutes...scored five points...vs. Connecticut (5/23)...played 30 minutes...dished out four assists...scored 10 points...vs. New York (5/21)...played 33 minutes...dished out four assists...collected two steals...vs. Minnesota (5/16)...played 36 minutes...shot 3-for-3 from the free throw line...scored 16 points...dished out three assists...vs. Indiana (5/15)...played 33 minutes...shot 5-for-8 from the field...scored 12 points...had two blocked shots...**Preseason Highlights:** vs. Atlanta (5/9)...played 25 minutes...scored six points...shot 2-for-2 from the free throw line...dished out three assists...vs. New York (5/5)...scored five points...dished out three assists...grabbed one rebound...played 21 minutes...

Season Highs

MIN	FG	FGA	3P	3PA	FT	FTA	REB	A	ST	PTS
41	6	14	5	10	8	8	5	6	4	25
6/19/10		5/16/10			7/1/10				8/20/10	7/1/10
vs. CHI	4 Times	@ MIN	2 Times	2 Times	@ PHX	2 Times	2 Times	2 Times	vs. NY	@ PHX

Career Statistics

Year	Team	G	GS	MIN	FGM-A	FG%	3PM-A	3P%	FTM-A	FT%	OFF	DEF	REB	AST	STL	BLK	TO	PTS	AVG
1999	MIN	30	29	971	113-292	0.387	52-136	0.382	72-94	0.766	42	46	88	60	19	10	55	350	11.7
2000	MIN	32	32	1193	203-482	0.421	88-232	0.379	152-175	0.869	28	65	93	90	44	7	76	646	20.2
2001	MIN	32	32	1234	204-519	0.393	85-240	0.354	246-275	0.895	40	82	122	70	23	5	87	739	23.1
2002	MIN	31	31	1138	162-401	0.404	62-188	0.330	126-153	0.824	24	68	92	79	32	7	70	512	16.5
2003	MIN	34	34	1185	208-455	0.457	78-200	0.390	126-143	0.881	40	98	138	84	25	6	67	620	18.2
2004	MIN	23	23	800	137-318	0.431	60-139	0.432	98-109	0.899	17	67	84	52	23	6	51	432	18.8
2005	MIN	23	23	766	100-261	0.383	35-104	0.337	71-90	0.789	12	43	55	61	25	2	54	306	13.3
2005	DET	13	9	394	40-107	0.374	18-55	0.327	26-34	0.765	11	17	28	26	5	3	17	124	9.5
2006	DET	34	34	1140	123-302	0.407	59-161	0.366	93-102	0.912	19	73	92	112	25	4	65	398	11.7
2007	DET	34	34	1166	128-355	0.361	61-196	0.311	133-157	0.847	18	110	128	124	42	3	59	450	13.2
2008	DET	34	34	1152	157-410	0.383	76-211	0.360	110-124	0.887	10	84	94	137	32	3	80	500	14.7
2009	DET	27	27	894	128-294	0.435	57-132	0.432	56-61	0.918	13	50	63	76	21	2	62	369	13.7
2010	WAS	33	33	1016	109-276	.395	54-149	.362	42-55	.764	13	57	70	85	24	5	53	314	9.5
Total		380	375	13048	1812-4472	.405	785-2143	.366	1351-1572	.859	287	860	1147	1056	340	63	796	5760	15.2

SMITH STATISTICS

Career Highs

MIN	FG	FGA	3P	3PA	FT	FTA	REB	A	ST	PTS
45	13	23	7	13	18	19	11	10	5	46
	6/17/2001	7/8/2001		6/3/2000	7/8/2001	7/8/2001	7/21/2007	6/15/2007	6/7/2005	7/8/2001
2 Times	at DET	at LA	3 Times	vs. LA	at LA	at LA	vs. WAS	vs. CON	at HOU	at LA

Opponent	Minutes	FG-FGA	FG%	FT-FTA	FT %	3PM-A	3PT %	REB	AST	STL	PTS
Atlanta 8/22	29	1-8	.125	3-4	.750	1-6	.167	4	3	-	6
New York 8/20	30	5-8	.625	1-2	.500	1-2	.500	-	-	4	12
San Antonio 8/17	33	5-9	.556	-	-	3-5	.600	2	6	2	13
Seattle 8/15	32	4-7	.571	-	-	1-3	.333	2	3	1	9
Minnesota 8/13	29	4-9	.444	-	-	3-6	.500	2	4	-	11
Connecticut 8/10	32	3-7	.429	4-4	1.000	2-5	.400	3	3	-	12
Connecticut 8/8	29	1-7	.143	-	-	0-3	-	5	-	1	2
New York 8/6	24	2-4	.500	-	-	1-2	.500	2	2	2	5
Atlanta 8/3	35	6-9	.667	4-6	.667	2-4	.500	2	1	-	18
Tulsa 8/1	26	6-12	.500	-	-	3-7	.429	1	2	-	15
Indiana 7/30	23	1-2	.500	-	-	1-1	1.000	4	4	-	3
San Antonio 7/29	30	2-5	.400	-	-	1-4	.250	-	1	-	5
Connecticut 7/27	33	3-11	.273	-	-	1-7	.143	3	3	1	7
Indiana 7/24	35	5-13	.385	5-6	.833	2-7	.286	3	2	1	17
Atlanta 7/21	25	2-6	.333	-	-	2-3	.667	3	5	1	6
Chicago 7/18	24	2-12	.167	-	-	1-7	.143	1	1	1	5
New York 7/15	35	4-12	.333	-	-	3-8	.375	3	1	1	11
Tulsa 7/3	34	3-11	.273	0-1	-	0-4	-	1	4	-	6
Phoenix 7/1	34	6-11	.545	8-8	1.000	5-10	.500	1	4	1	25
Indiana 6/29	31	5-11	.455	6-8	.750	5-7	.714	4	2	-	21
Phoenix 6/27	31	3-7	.429	-	-	1-3	.333	4	6	-	7
Chicago 6/25	27	3-13	.231	0-2	-	0-6	-	1	2	2	6
Los Angeles 6/24	30	0-3	-	-	-	0-2	-	-	-	-	-
Chicago 6/19	41	6-11	.545	2-2	1.000	3-5	.600	5	3	-	17
New York 6/12	26	2-4	.500	-	-	1-1	1.000	1	2	-	5
Chicago 6/11	27	3-4	.750	-	-	2-3	.667	-	3	-	8
Atlanta 6/5	35	2-13	.154	-	-	0-6	-	4	2	2	4
Connecticut 5/30	-	-	-	-	-	-	-	-	-	-	-
Los Angeles 5/28	36	5-9	.556	2-2	1.000	3-4	.750	1	2	-	15
Seattle 5/25	30	2-5	.400	-	-	1-2	.500	-	1	-	5
Connecticut 5/23	30	3-8	.375	3-5	.600	1-4	.250	2	4	1	10
New York 5/21	33	0-3	-	-	-	-	-	2	4	2	-
Minnesota 5/16	36	5-14	.357	3-3	1.000	3-10	.300	2	3	-	16
Indiana 5/15	33	5-8	.625	1-2	.500	1-2	.500	2	2	1	12
Totals	1016	109-276	.395	42-55	.764	54-149	.362	70	85	24	314



2010 SEASON IN REVIEW

2010 Washington Mystics Schedule and Results

DATE		OPPONENT	RESULT	SCORE
Pre-Season				
May	Wed. 5	New York	W	65-60
	Sun. 9	@ Atlanta	W	77-58
Regular Season				
May	Sat. 15	@ Indiana	W	72-65
	Sun. 16	@ Minnesota	W	87-76
	Fri. 21	New York	W	77-61
	Sun. 23	@ Connecticut	L	65-80
	Tue. 25	@ Seattle	L	76-82
	Fri. 28	@ Los Angeles	L	75-81
	Sun. 30	Connecticut	W	69-65
	June	Sat. 5	Atlanta	L
Fri. 11		@ Chicago	L	95-78
Sat. 12		New York	W	82-65
Sat. 19		Chicago	W	65-61 OT
Thu. 24		Los Angeles	W	68-53
Fri. 25		@ Chicago	L	72-79
Sun. 27		Phoenix	W	95-85
Tue. 29		Indiana	W	68-65
July	Thu. 1	@ Phoenix	W	107-104
	Sat. 3	@ Tulsa	W	69-54
	Thu. 15	@ New York	L	67-75
	Sun. 18	Chicago	L	59-61
	Wed. 21	Atlanta	W	82-72
	Sat. 24	Indiana	L	73-78
	Tue. 27	@ Connecticut	L	78-88
	Thu. 29	San Antonio	L	75-79
Aug.	Fri. 30	@ Indiana	W	77-73
	Sun. 1	Tulsa	W	87-62
	Tue. 3	@ Atlanta	W	86-78
	Fri. 6	@ New York	L	77-85
	Sun. 8	@ Connecticut	L	67-76
	Tue. 10	Connecticut	W	84-74
	Fri. 13	Minnesota	W	61-58
	Sun. 15	Seattle	W	80-71
	Tue. 17	@ San Antonio	W	76-66
	Fri. 20	New York	W	75-74
Sun. 22	@ Atlanta	W	90-81	

2010 TEAM NOTES

History in the Making:

The Mystics won 22 games for the first time in franchise history. The Mystics are one of four teams that won 20+ games this season and clinched the number one seed in the Eastern Conference where they will face the fourth-ranked Atlanta Dream. The Mystics previous record was 18 wins which was set during the 2006 season. Their 19th win was collected in an 80-71 win over the Seattle Storm on August 15 at the Verizon Center and their 20th over the San Antonio Silver Stars on August 17. Their 21st win was collected in their last regular season home game against the New York Liberty on August 20 in front of a crowd of 13,109 Mystics fans. The Mystics ended their regular season on a six game winning streak with their last win coming on the road against the Atlanta Dream on August 22. The Mystics ended the season 22-12, with an impressive .647 winning percentage.

Compare and Contrast:

Two of the Mystics best seasons prior to this year came in 2002 and 2006. In 2002, the Mystics advanced to the Eastern Conference Finals and eventually lost the series to the New York Liberty 1-2. The Mystics went 17-15 in the regular season and averaged 66.7 points per game while shooting .422 percent from the field. In 2006, the Mystics made it to the playoffs again and lost in the first round to the Connecticut Sun. The Mystics went 18-16 in the regular season and averaged a record high 80.8 points per game, and a franchise high .460 from the field. This year, the Mystics are averaging their second best, 76.9 points per game, and shooting their third best, .451 from the field. Washington is also averaging their second best, .775 from the free throw line this season.

From MIP to Potential MVP:

Mystics forward Crystal Langhorne has stepped up big in guard Alana Beard's absence, leading her team to the playoffs for the second consecutive season. The 2009 Most Improved Player already surpasses her season averages from last year which consisted of 12.0 points per game and 7.9 rebounds per game. Through 33 games this season, Langhorne is first on her team and 10th in the league in scoring (16.3 ppg) and first on the team and fifth in the league in rebounds per game (9.7 rpg). Langhorne is third in the league in total rebounds (330), and has posted 15 double-doubles this season, four were consecutive. Langhorne ranks second in the league in minutes per game (34.1) and in total minutes played (1,158). In the Mystics win over the Phoenix Mercury on June 27, forward Crystal Langhorne posted a new career high 31 points. In just her third season, Langhorne reached her 1,000th career point in a win over the Atlanta Dream on August 3. Langhorne was named Eastern Conference Player of the Month for the month of June and also was named Player of the Week for games played the week of June 21 where she averaged 27.7 ppg, 12.3 rpg, 2.7 spg and shot 69% from the field.

Most Improved Player 2010?

In nine games this season, Mystics forward Monique Currie has scored 20+ points. In the first two games, Currie led the team in scoring with 21 and 27 points. In their loss against the Seattle Storm on May 25, Currie led all scorers once again with 24 points. In the last two games, Currie posted 22 points in the Mystics win over the Chicago Sky on June 11 and scored 20 points in the win over the New York Liberty on June 12. In the Mystics loss against the San Antonio Silver Stars on July 29, Currie led all scorers with 22 points, shooting 6-for-9 from the field, 2-for-2 from three point range, and a perfect 8-for-8 from the free throw line. In the Mystics loss against the New York Liberty on August 6, Currie led her team with 23 points, shooting 7-for-14 from the field and 9-for-10 from the free throw line. In the Mystics win over the Seattle Storm on August 15, Currie once again led all scorers with 25 points, shooting 7-for-13 from the field, 6-for-6 from the free throw line, and hit a career high five three-pointers in seven attempts. In their most recent win over the Atlanta Dream on August 22, Currie led all scorers with 20 points, shooting 6-for-10 from the field and a perfect 8-for-8 from the free throw line. Her current scoring average is 14.1 points per game. This is the highest scoring average Currie has had in her four-year career.

Head of the Class:

At the beginning of the season, many people counted the Mystics out due to an ankle injury that had star player Alana Beard sideline for the season. Plank, however, was able to succeed with a 10-player active roster and lead her team to potentially finishing the regular season in first place in the Eastern Conference. The Mystics are currently in first place in the East with one game remaining in the regular season. Under the guidance of Plank, the Mystics are having one of their best seasons in their franchise history. The team is 22-12 (.647) which marks a new record for totals wins in one season. This is also the first time the Mystics have reached 20+ wins and have reached the playoffs in back-to-back seasons.

2010 TEAM NOTES

Playoff Bound:

With the Mystics 80-71 win over the top-ranked Seattle Storm on August 15, the Mystics clinched the final spot in the Eastern Conference, making it to the playoffs in back-to-back seasons for the first time in franchise history. The Mystics previous playoff appearances came in the 2000, 2002, 2004, 2006, and 2009 seasons.

Home Cooking:

The Mystics went 13-4 at home this season (8-3 against Eastern Conference teams, 5-1 against Western Conference teams).

Perfect 10:

Mystics forward Monique Currie has shot perfect from the free throw line in 15 games so far this season. In the Mystics win over the Atlanta Dream on August 22, Currie shot a perfect 8-for-8 from the free throw line. Currie shot perfect from the line in four consecutive games played June 25 through July 1. Currie ranks 8th in the league in free throw shooting (150-for-171, .877).

Season Highs:

In their most recent win over the Atlanta Dream on August 22, the Mystics posted a season high 29 points in the second quarter and 54 total points in the first half. The Mystics also set a new season record for total rebounds in a game, pulling down 48 in their win over the Dream. The Mystics current record for most rebounds is 51 boards which came in a double overtime win over the Sacramento Monarchs on June 25, 2002. Also, in their win over the Dream, the Mystics dished out a season high 25 assists, with guard Lindsey Harding leading the pack with eight assists, and reserve forward Marissa Coleman setting a career high with five assists. In the Mystics win over the Minnesota Lynx on August 13, the team posted a new season high in defensive rebounds (37). The Mystics also held the Lynx to six fourth quarter points and 18 total points in the second half. In their win over the Connecticut Sun on August 10, the Mystics outscored the Sun 33-16 in the third quarter, setting a new season high for total points scored in the third quarter. In the Mystics win over the Phoenix Mercury on June 27, the Mystics scored a season high with 28 points coming in the first quarter. Against the Chicago Sky on June 11, the Mystics shot a season-high .617 percent from the field and .643 percent from three-point range.

Big Timers:

Mystics forward Crystal Langhorne finished second in the league in minutes per game (34.1) and second in total minutes with 1,158. Last season, Langhorne averaged 29.8 minutes per game and earned her spot in the starting lineup after 12 games of coming off the bench. Guard Lindsey Harding finished in sixth place averaging 33.2 minutes per game and third in total minutes with 1,130.

First Fan:

President Barack Obama attended the Washington Mystics' 87-62 win against the Tulsa Shock on Sunday, August 1. President Obama is believed to be the first sitting U.S. president to attend a WNBA game.

Career High Performance:

Mystics guard Lindsey Harding scored a career high 33 points in the Mystics win over the Indiana Fever on July 30. Harding shot 11-for-18 from the field, 2-for-3 from three point range, and a perfect 9-for-9 from the free throw line.

Double the Fun:

Mystics second-year forward Marissa Coleman posted her first career double-double in the Mystics recent win over the Tulsa Shock on August 1. Coleman scored a season high 14 points and tied her season and career high in rebounds grabbing 10 boards.

Mystics Milestones:

Forward Crystal Langhorne surpassed her 1,000th career point after scoring 15 points in the Mystics win over the top-ranked Atlanta Dream on August 3. Center Chasity Melvin surpassed 500 career assists after dishing out three assists in the Mystics win over the Indiana Fever on July 30. Guard Lindsey Harding surpassed her 1,000th career point after scoring 24 points in the Mystics win over the Phoenix Mercury on June 27. Guard Katie Smith dished out her 1,000th career assist after a season-high six assists in the win over the Mercury on June 27. Center Chasity Melvin surpassed the 10,000th minute of her 11-year career in a win over the Los Angeles Sparks on June 24. Forward Nakia Sanford surpassed her 1,500th career point after scoring 11 points in the Mystics overtime win over the Chicago Sky on June 19. Melvin reached her 2,000th career rebound after pulling down two rebounds in the Mystics win over the Sky on June 11. Melvin ranks ninth in all-time history with 2,118 total rebounds. Currie reached her 1,500th career point after scoring 18 points in the

2010 TEAM NOTES

Mystics win over the Connecticut Sun on May 30. Smith surpassed 5,500 career points after scoring 15 points against the Sparks on May 28.

All-Star Addition:

In the off-season, the Mystics added 11-year WNBA veteran guard Katie Smith to their roster. Smith is a three-time Olympian and two-time WNBA Champion. She is the most prolific scorer in American women's basketball history, scoring a total of 6,879 points (WNBA and ABL). She is also the third all-time leading scorer in the WNBA with 5,446 points in her career. In a career that spans over a decade, Smith averages include 15.7 points per game, 3.1 rebounds per game and 2.8 assists per game.

Player of the Month Honors:

Mystics forward Crystal Langhorne was named the league's Eastern Conference Player of the Month presented by Kia Motors for her standout performances throughout the month of June. This is the first season that the league has presented this award. Langhorne posted four consecutive double-doubles and had four games of 20+ points, leading the Mystics to a 6-2 record for the month of June. Langhorne also posted two career-high performances. Against the Los Angeles Sparks on June 24, Langhorne scored a career-high 27 points along with a career high five steals and 14 rebounds. Three days later against the defending champion Phoenix Mercury, Langhorne posted a new career high 31 points along with 10 rebounds. Langhorne was previously named Player of the Week for games played the week of June 21 against the Chicago Sky, Los Angeles Sparks and the Phoenix Mercury, the first of her professional career.

Record Highs:

The Washington Mystics posted a new franchise record in points scored in a single game when they defeated the defending champion Phoenix Mercury 107-104 at the US Airways Center on July 1. The Mystics also scored a record-high 65 points in the second half. Previously, the Mystics all-time high stood at 106 points in a single game which came in a win over the Mercury on June 20, 2007. The Mystics previous high for points in the second half was 63 against the Utah Starzz on July 19, 1998.

All-Star Status:

Three Washington Mystics players received All-Star honors in this year's "WNBA vs. USA Basketball: The Stars at the Sun." Crystal Langhorne led the list of reserves while Lindsey Harding and Monique Currie were added following injuries to the Atlanta Dream's Sancho Lyttle and Seattle Storm's Lauren Jackson. This marked the first time three Mystics players were named All-Stars. All three Mystics players were also in the starting lineup. Harding posted team highs in rebounds (7) and assists (4) in the 99-72 loss to USA Basketball.

Breast Health Awareness:

The Washington Mystics, in partnership with corporate partner Sibley Memorial Hospital, held its third annual auction benefiting the Sullivan Center for breast health on August 1 following the team's 87-62 victory over the Tulsa Shock. This year's auction raised over \$68,000 shattering last year's proceeds of \$39,000.

Breaking the Spell:

The Washington Mystics defeated the Eastern Conference defending champions, Indiana Fever for the first time in seven tries on May 15. The last time the Mystics defeated the Fever was on July 8, 2008 with a 50-48 victory. Last Saturday against the Fever, a Blue Devil and a Terrapin led the way for the Mystics. Monique Currie and Crystal Langhorne, integral members of this heated rivalry, scored 21 and 19 points respectively while together grabbing 15 of the team's 35 rebounds.

Plank's Progress:

For two consecutive seasons, Mystics head coach Julie Plank has led the Mystics to 3-0 starts. The last time the Mystics began with a winning streak was in 2002 when the team started out 7-1 and eventually made it to the Eastern Conference Finals. After her rookie season a head coach, Plank has been a tremendous addition to the Mystics organization. Including the playoffs, Plank posted a 16-20 season with a .444 winning percentage last season. This ranked her fourth among Mystics head coaches. Plank is behind Michael Adams (18-20, .473 winning percentage), Richie Adubato (35-40, .466 winning percentage, including playoffs) and Wayne "Tree" Rollins (24-28, .461 winning percentage). Plank turned the Mystics around from a 10-24 record the season before and led them to the playoffs for the first time since 2006.

2010 TEAM NOTES

The Washington Mystics Record:

On Sunday	6-3
On Monday	0-0
On Tuesday	4-2
On Wednesday	1-0
On Thursday	2-2
On Friday	5-3
On Saturday	4-2

In May	4-3
In June	6-2
In July	4-5
In August	8-2

The Mystics are...

6-4	When scoring less than 70 points...
16-8	When scoring more than 70 points...
20-7	When shooting 40%+
12-7	When committing less than 17 turnovers
16-5	When up at halftime
6-6	When down at halftime
11-11	When allowing 70+ points
11-1	When allowing less than 70 points
2-3	When being out-rebounded
18-8	When out-rebounding opponent
2-1	When equal rebounds
7-4	In games decided by less than 6 points
0-1	When tied at the Half
13-11	When allowing 40%+ shooting
1-1	In Overtime
11-2	When four players score in double-figures
1-2	When five players score in double figures

Regular Season Lineups:

Lindsey Harding, Katie Smith, Nakia Sanford, Monique Currie, Crystal Langhorne: 12-9

Lindsey Harding, Marissa Coleman, Nakia Sanford, Monique Currie, Crystal Langhorne: 1-0

Lindsey Harding, Katie Smith, Chasity Melvin, Monique Currie, Crystal Langhorne: 9-3

Mystics Record:

Player	10+ pts	20+ pts	30 + pts	10+ Rebs	20+ Rebs	Team Leader – Pts	Team Leader – Assts	Team Leader – Rebs	Double-Double	Triple-double
Ajavon	7	1				1	3			
Beard										
Coleman	5			1			5	2	1	
Currie	15	9				11	4	3		
Harding	18	3	1			4	24			
Houts										
Langhorne	21	8	1	17		12	1	28	15	
Melvin	5						1	4		
Monroe										
Sanford	9						2	1		
Smith	13	2				7	10			

2010 FINAL STATISTICS

```

---- RECORD HOME ROAD OT
Overall 22-12 13- 4 9- 8 1- 1
EASTERN 13- 9 8- 3 5- 6 1- 1
WESTERN 9- 3 5- 1 4- 2

```

TEAM WINNING & LOSING STREAKS:

```

---- OVERALL HOME ROAD
---- Win - 6 Win - 5 Win - 2
Long:Win - 6 Win - 5 Win - 2
---- Loss- 3 Loss- 2 Loss- 3
Last:Win -08/22 @ ATL 90-81 Win -08/20 vsNY 75-74 Win -08/22 @ ATL 90-81
---- Loss-08/08 @ CT 67-76 Loss-07/29 vsSA 75-79 Loss-08/08 @ CT 67-76

```

```

---- WON LOST OFFENSE VsOPP HOME ATTENDANCE
May 4 3 70+ 16- 8 .500+ 12- 6 17 Games
June 6 2 70< 6- 4 .500< 9- 6 159,065 Total
July 4 5 DEFENSE 9,357 Average
Aug. 8 2 70+ 11-11 14,347 High
Sep. 0 0 70< 11- 1

```

```

MARGINS 1 2 3 4 5 6 7 8 9 10 11 12 13 14 15 16 17 18 19 20 21 22 23
Won By: 1 3 3 1 1 2 4 1 2 1 2
Lost By: 1 1 1 2 2 2 1 1 1
---- 24 25 26 27 28 29 30 31 32 33 34 35 36 37 38 39 40 41 42 43 44 45 46+
Won By: 1
Lost By:

```

```

At Start Of: OVERALL HOME ROAD FG% OVERALL HOME ROAD
2nd- Ahead: 14- 6 9- 1 5- 5 -44% 8- 8 7- 3 1- 5
      -Behind: 8- 6 4- 3 4- 3 45-49% 6- 3 2- 0 4- 3
      - Tied: 0- 0 0- 0 0- 0 50-54% 6- 1 3- 1 3- 0
3rd- Ahead: 16- 5 10- 2 6- 3 55-59% 1- 0 1- 0 0- 0
      -Behind: 6- 6 3- 2 3- 4 +60% 1- 0 0- 0 1- 0
      - Tied: 0- 1 0- 0 0- 1
4th- Ahead: 17- 3 10- 2 7- 1
      -Behind: 4- 9 2- 2 2- 7
      - Tied: 1- 0 1- 0 0- 0

```

2010 FINAL STATISTICS

Through August 22 (22-12)

WASHINGTON MYSTICS

2010 REGULAR SEASON STATISTICS

-----	-FIELD GOALS-						-3-POINT			FG--			-FREE THROWS-			--REBOUNDS--									
PLAYER	G	GS	MIN	FG	FGA	PCT	FG	FGA	PCT	FT	FTA	PCT	OFF	DEF	TOT	AST	PF	DQ	STL	TO	BLK	PTS	AVG		
Langhorne	34	34	1158	221	375	.589	1	6	.167	112	145	.772	98	232	330	39	74	0	30	90	7	555	16.3		
Currie	34	34	891	146	335	.436	37	83	.446	150	171	.877	43	120	163	55	120	2	49	89	14	479	14.1		
Harding	34	34	1130	157	353	.445	15	52	.288	82	107	.766	17	86	103	137	67	0	47	94	6	411	12.1		
K. Smith	33	33	1016	109	276	.395	54	149	.362	42	55	.764	13	57	70	85	94	0	24	53	5	314	9.5		
Coleman	34	1	663	75	189	.397	41	102	.402	31	41	.756	25	87	112	50	67	1	29	42	12	222	6.5		
Sanford	34	22	608	76	159	.478	0	0	---	53	76	.697	51	92	143	25	100	1	25	68	8	205	6.0		
Ajavon	34	0	497	66	191	.346	9	49	.184	58	75	.773	16	37	53	47	60	0	38	52	2	199	5.9		
Melvin	34	12	659	75	173	.434	0	0	---	27	42	.643	70	89	159	23	71	0	24	41	17	177	5.2		
Monroe	17	0	117	15	31	.484	0	1	.000	6	12	.500	4	12	16	3	20	1	5	6	8	36	2.1		
Houts	20	0	110	6	16	.375	3	12	.250	2	2	1.000	4	9	13	9	9	0	6	7	0	17	0.9		
MYSTICS	34	-	6850	946	2098	.451	160	454	.352	563	726	.775	341	821	1162	473	682	5	277	589	79	2615	76.9		
OPPONENTS	34	-	6850	896	2101	.426	159	485	.328	540	697	.775	285	676	961	543	689	7	285	527	135	2491	73.3		

-----	-- SINGLE-GAME HIGHS --							----- AVERAGE PER GAME -----							--CAREER HIGHS (C=SET, T=TIED THIS SEASON)--									
PLAYER	MIN	REB	AST	ST	TO	BL	PTS	MIN	REB	AST	STL	TO	BLK	PTS	FG	FGA	FT	FTA	REB	AST	PTS			
Langhorne	39	16	4	5	5	1	31	34.1	9.7	1.1	0.88	2.6	0.21	16.3	13C	18C	9C	13	16T	4T	31C			
Currie	34	9	5	6	6	3	27	26.2	4.8	1.6	1.44	2.6	0.41	14.1	11	18	13	16	11	7	28			
Harding	42	6	9	3	9	1	33	33.2	3.0	4.0	1.38	2.8	0.18	12.1	11C	18T	11	14	7	10	33C			
K. Smith	41	5	6	4	5	2	25	30.8	2.1	2.6	0.73	1.6	0.15	9.5	13	23	18	19	11	10	46			
Coleman	30	10	5	4	5	2	14	19.5	3.3	1.5	0.85	1.2	0.35	6.5	6	14C	5T	8	10C	5C	16			
Sanford	28	8	4	3	5	2	12	17.9	4.2	0.7	0.74	2.0	0.24	6.0	10	14	15	18	15	5	25			
Ajavon	25	6	4	4	4	1	20	14.6	1.6	1.4	1.12	1.5	0.06	5.9	10	21	9	13	9	4T	32			
Melvin	34	9	3	3	3	3	12	19.4	4.7	0.7	0.71	1.2	0.50	5.2	13	19	10	13	15	7	30			
Monroe	15	3	1	1	2	2	8	6.9	0.9	0.2	0.29	0.4	0.47	2.1	3C	4C	2C	2C	3C	1C	8C			
Houts	18	3	2	2	1	0	5	5.5	0.7	0.5	0.30	0.3	0.00	0.9	2C	4C	2C	2C	3C	2C	5C			
MYSTICS	225	48	25	15	26	8	107	201.5	34.2	13.9	8.15	17.3	2.32	76.9	38	84	42	55	51	29	107C			
OPPONENTS	225	44	24	17	24	8	104	201.5	28.3	16.0	8.38	15.5	3.97	73.3	41	94	40	51	50	31	110			

2010 HOME/ROAD STATISTICS

2010 Statistics (13-4)

WASHINGTON MYSTICS

STATISTICS IN HOME GAMES

PLAYER	G	GS	MIN	FG	FGA	PCT	-FIELD GOALS-			-3-POINT FG--			-FREE THROWS-			--REBOUNDS--				BLK	PTS	AVG	
							FG	FGA	PCT	FT	FTA	PCT	OFF	DEF	TOT	AST	PF	DQ	STL				TO
Langhorne	17	17	585	117	190	.616	1	5	.200	52	67	.776	56	122	178	20	30	0	17	39	5	287	16.9
Currie	17	17	438	59	155	.381	20	44	.455	70	81	.864	22	51	73	28	55	0	27	41	6	208	12.2
Harding	17	17	568	78	171	.456	7	25	.280	36	46	.783	7	38	45	70	32	0	26	47	3	199	11.7
K. Smith	16	16	489	51	131	.389	26	68	.382	18	22	.818	8	27	35	40	36	0	12	26	1	146	9.1
Coleman	17	1	314	35	95	.368	17	44	.386	20	25	.800	13	47	60	24	28	0	16	24	7	107	6.3
Melvin	17	6	339	43	92	.467	0	0	---	18	26	.692	33	40	73	12	37	0	11	21	10	104	6.1
Ajavon	17	0	280	31	104	.298	5	27	.185	36	43	.837	12	18	30	29	30	0	27	29	2	103	6.1
Sanford	17	11	313	37	85	.435	0	0	---	24	35	.686	20	42	62	13	50	1	15	33	2	98	5.8
Monroe	9	0	54	7	15	.467	0	0	---	4	6	.667	3	5	8	0	5	0	1	3	5	18	2.0
Houts	9	0	71	4	12	.333	1	8	.125	0	0	---	3	6	9	7	4	0	6	2	0	9	1.0
TEAM	17	-	3450	462	1050	.440	77	221	.348	278	351	.792	177	396	573	243	307	1	158	284	41	1279	75.2
OPPONENTS	17	-	3450	434	1029	.422	76	239	.318	226	297	.761	145	346	491	254	342	3	145	294	67	1170	68.8

2010 Statistics (9-8)

WASHINGTON MYSTICS

STATISTICS IN ROAD GAMES

PLAYER	G	GS	MIN	FG	FGA	PCT	-FIELD GOALS-				-3-POINT FG--			-FREE THROWS-			--REBOUNDS--				BLK	PTS	AVG
							FG	FGA	PCT	FT	FTA	PCT	OFF	DEF	TOT	AST	PF	DQ	STL	TO			
Currie	17	17	453	87	180	.483	17	39	.436	80	90	.889	21	69	90	27	65	2	22	48	8	271	15.9
Langhorne	17	17	573	104	185	.562	0	1	.000	60	78	.769	42	110	152	19	44	0	13	51	2	268	15.8
Harding	17	17	562	79	182	.434	8	27	.296	46	61	.754	10	48	58	67	35	0	21	47	3	212	12.5
K. Smith	17	17	527	58	145	.400	28	81	.346	24	33	.727	5	30	35	45	58	0	12	27	4	168	9.9
Coleman	17	0	349	40	94	.426	24	58	.414	11	16	.688	12	40	52	26	39	1	13	18	5	115	6.8
Sanford	17	11	296	39	74	.527	0	0	---	29	41	.707	31	50	81	12	50	0	10	35	6	107	6.3
Ajavon	17	0	217	35	87	.402	4	22	.182	22	32	.688	4	19	23	18	30	0	11	23	0	96	5.6
Melvin	17	6	321	32	81	.395	0	0	---	9	16	.563	37	49	86	11	34	0	13	20	7	73	4.3
Monroe	8	0	63	8	16	.500	0	1	.000	2	6	.333	1	7	8	3	15	1	4	3	3	18	2.3
Houts	11	0	40	2	4	.500	2	4	.500	2	2	1.000	1	3	4	2	5	0	0	5	0	8	0.7
TEAM	17	-	3400	484	1048	.462	83	233	.356	285	375	.760	164	425	589	230	375	4	119	305	38	1336	78.6
OPPONENTS	17	-	3400	462	1072	.431	83	247	.336	314	400	.785	140	331	471	289	347	4	140	233	68	1321	77.7

2010 INDIVIDUAL HIGHS AND LOWS

2010 Individual Highs:

Points	33	Lindsey Harding	at Indiana 7/30
Minutes	42	Lindsey Harding	vs. Chicago 6/19
Field Goals Made	13	Crystal Langhorne	vs. Phoenix 6/27
Field Goals Attempted	18 (2x)	Lindsey Harding Crystal Langhorne	at Indiana 7/30 vs. Phoenix 6/27
3-Point Field Goals Made	5 (3x)	Monique Currie Katie Smith (2x)	vs. Seattle 8/15 at Phoenix 7/1 vs. Indiana 6/29
3-point Field Goals Attempted	10 (2x)	Katie Smith (2x)	at Phoenix 7/1 at Minnesota 5/16
Free Throws Made	11	Monique Currie	at Tulsa 7/3
Free Throws Attempted	12	Monique Currie	at Tulsa 7/3
Rebounds	16	Crystal Langhorne	vs. Connecticut 5/30
Assists	9	Lindsey Harding	vs. Connecticut 5/30
Steals	6	Monique Currie	vs. New York 6/12
Turnovers	9	Lindsey Harding	vs. New York 5/21
Blocked Shots	3 (2x)	Chasity Melvin Monique Currie	vs. New York 8/20 at Indiana 5/15

2010 OPPONENT INDIVIDUAL HIGHS AND LOWS

2010 Individual Highs:

Points	30 (2x)	Angel McCoughtry Candace Parker	at Atlanta 8/3 at Los Angeles 5/28
Minutes	43	Sancho Lyttle	vs. Atlanta 6/5
Field Goals Made	11 (2x)	Erika de Souza Candace Parker	vs. Atlanta 6/5 at Los Angeles 5/28
Field Goals Attempted	21 (2x)	Asjha Jones Candace Parker	at Connecticut 7/27 at Los Angeles 5/28
3-Point Field Goals Made	4 (4x)	Sue Bird Leilani Mitchell Cappie Pondexter Tan White	vs. Seattle 8/15 at New York 8/6 at New York 8/6 at Connecticut 5/23
3-point Field Goals Attempted	9 (2x)	Renee Montgomery Rashanda McCants	at Connecticut 8/8 at Minnesota 5/16
Free Throws Made	14	Briann January	vs. Indiana 7/24
Free Throws Attempted	15	Briann January	vs. Indiana 7/24
Rebounds	17	Sancho Lyttle	vs. Atlanta 6/5
Assists	11	Temeka Johnson	at Phoenix 7/1
Steals	7	Leilani Mitchell	at New York 7/15
Turnovers	6 (2x)	Ticha Penicheiro Iziane Castro Marques	vs. Los Angeles 6/24 vs. Atlanta 6/5
Blocked Shots	8	Tina Charles	at Connecticut 8/8

2010 TEAM HIGHS AND LOWS

MYSTICS HIGHS			
Points	107	at Phoenix	7/1
1st Quarter	28	vs. Phoenix	6/27
2nd Quarter	29	at Atlanta	8/22
3rd Quarter	33	vs. Connecticut	8/10
4 th Quarter	37	at New York	8/6
Overtime Points	13	vs. Chicago	6/19
First Half	54	at Atlanta	8/22
Second Half	65	at Phoenix	7/1
Field Goals Made	37 (2x)	vs. Phoenix	6/27
Field Goals Attempted	81	vs. Atlanta	6/5
Field Goal Pct. (Game)	61.7	at Chicago	6/11
3-Point FGs Made	11	at Phoenix	7/1
3-Point FGs Attempted	25	at Phoenix	7/1
3-Point FG Pct. (Game)	64.3	at Chicago	6/11
Free Throws Made	28	vs. Indiana	7/24
Free Throws Attempted	38	at Atlanta	8/22
Free Throw Pct. (Game)	100.0	vs. Los Angeles	6/24
Offensive Rebounds	18	vs. Atlanta	6/5
Defensive Rebounds	37	vs. Minnesota	8/13
Total Rebounds	48	at Atlanta	8/22
Assists	25	at Atlanta	8/22
Steals	15	vs. Atlanta	6/5
Blocked Shots	8	at Indiana	5/15
Turnovers	25	at Indiana	7/30

MYSTICS LOWS			
Points	59	vs. Chicago	7/18
1st Quarter	9 (2x)	vs. Chicago	6/19
2nd Quarter	7	at New York	8/6
3rd Quarter	11	at Connecticut	5/23
4th Quarter	10	vs. Chicago	7/18
Overtime Points	4	vs. Chicago	6/19
First Half	20	vs. Chicago	6/19
Second Half	30 (2x)	at Connecticut	8/8
Field Goals Made	20 (2x)	vs. Chicago	7/18
Field Goals Attempted	50	vs. San Antonio	7/29
Field Goal Pct. (Game)	33.8	vs. Chicago	6/19
3-Point FGs Made	2 (4x)	at Atlanta	8/22
3-Point FGs Attempted	6 (2x)	vs. New York	8/20
3-Point FG Pct. (Game)	12.5	vs. Atlanta	6/5
Free Throws Made	5	at Connecticut	8/8
Free Throws Attempted	6	at Connecticut	8/8
Free Throw Pct. (Game)	50.0	vs. New York	8/20
Offensive Rebounds	4	vs. New York	5/21
Defensive Rebounds	15 (2x)	vs. New York	8/20
Total Rebounds	21	vs. New York	6/12
Assists	7 (2x)	vs. New York	8/20
Steals	2	vs. Minnesota	8/13
Blocked Shots	0 (6x)	vs. Minnesota	8/13
Turnovers	8	vs. New York	6/12

2010 Opponents Highs & Lows:

OPPONENTS HIGHS			
Points	104	at Phoenix	7/1
1st Quarter	26 (2x)	at Indiana	7/30
2nd Quarter	25	vs. Chicago	7/18
3rd Quarter	26 (4x)	at Atlanta	8/3
4 th Quarter	36 (2x)	at Phoenix	7/1
Overtime Points	11	vs. Atlanta	6/5
First Half	46	at Phoenix	7/1
Second Half	58	at Phoenix	7/1
Field Goals Made	39	at Phoenix	7/1
Field Goals Attempted	76 (2x)	vs. Minnesota	8/13
Field Goal Pct. (Game)	57.4	at Phoenix	7/1
3-Point FGs Made	9 (2x)	at New York	8/6
3-Point FGs Attempted	23	at Indiana	7/30
3-Point FG Pct. (Game)	69.2	at New York	8/6
Free Throws Made	26	at Atlanta	8/22
Free Throws Attempted	38	at Atlanta	8/22
Free Throw Pct. (Game)	100.0	vs. New York	5/21
Offensive Rebounds	17	vs. Atlanta	6/5
Defensive Rebounds	27 (2x)	at Connecticut	8/8
Total Rebounds	44	vs. Atlanta	6/5
Assists	24	at Phoenix	7/1
Steals	17	vs. San Antonio	7/29
Blocked Shots	8 (3x)	at Connecticut	8/8
Turnovers	24 (2x)	vs. New York	6/12

OPPONENTS LOWS			
Points	53	vs. Los Angeles	6/24
1st Quarter	9	vs. Tulsa	8/1
2nd Quarter	4	at Tulsa	7/3
3rd Quarter	8	vs. Chicago	6/19
4th Quarter	6	vs. Minnesota	8/13
Overtime Points	9	vs. Chicago	6/19
First Half	19	at Tulsa	7/3
Second Half	18	vs. Minnesota	8/13
Field Goals Made	16	at Tulsa	7/3
Field Goals Attempted	49	vs. New York	6/12
Field Goal Pct. (Game)	27.6	at Tulsa	7/3
3-Point FGs Made	1	at San Antonio	8/17
3-Point FGs Attempted	7 (2x)	at San Antonio	8/17
3-Point FG Pct. (Game)	11.1	vs. Minnesota	8/13
Free Throws Made	7	vs. Chicago	7/18
Free Throws Attempted	10 (2x)	vs. Chicago	7/18
Free Throw Pct. (Game)	56.2	at Indiana	5/15
Offensive Rebounds	3	vs. Chicago	6/19
Defensive Rebounds	9	at Indiana	5/15
Total Rebounds	19	at Chicago	6/11
Assists	3	at Tulsa	7/3
Steals	2	vs. New York	6/12
Blocked Shots	1 (2x)	at San Antonio	8/17
Turnovers	10 (4x)	vs. Minnesota	8/13

GAME-BY-GAME

WASHINGTON MYSTICS

Date	Opponent	Team/Opp	Home	Road	Total	High Scoring	High Rebounds	High Assists	Opponent Scoring	Atten.
May 15	@Indiana	W 72- 65	0-0	1-0	1-0	Currie-21	Langhorne-8	Harding-3	Catchings-12	9,752
May 16	@Minnesota	W 87- 76	0-0	2-0	2-0	Currie-27	Langhorne-9 Melvin-9	Harding-4	Sutton-Brown-12 Houston-19	9,985
May 21	NEW YORK	W 77- 61	1-0	2-0	3-0	Harding-21	Langhorne-11	K. Smith-4	Pondexter-14	10,158
May 23	@Connecticut	L 65- 80	1-0	2-1	3-1	Langhorne-16	Langhorne-8	Harding-5	White-15	7,614
May 25	@Seattle	L 76- 82	1-0	2-2	3-2	Currie-24	Sanford-6	Harding-3	Bird-16	6,612
May 28	@Los Angeles	L 75- 81	1-0	2-3	3-3	K. Smith-15	Langhorne-10	Harding-8	Wright-16	13,154
May 30	CONNECTICUT	W 69- 65	2-0	2-3	4-3	Currie-18	Langhorne-16	Harding-9	Parker-30	8,602
Jun 5	ATLANTA	L 79- 86 (OT)	2-1	2-3	4-4	Langhorne-23	Langhorne-8	Ajavon-4	Charles-13	8,986
Jun 11	@Chicago	W 95- 78	2-1	3-3	5-4	Harding-25	Melvin-8	Harding-4	de Souza-23	8,986
Jun 12	NEW YORK	W 82- 65	3-1	3-3	6-4	Currie-20	Currie-8	Harding-5	McCoughtry-23	3,107
Jun 19	CHICAGO	W 65- 61 (OT)	4-1	3-3	7-4	K. Smith-17	Langhorne-8	Currie-4	Fowles-23	8,492
Jun 24	LOS ANGELES	W 68- 53	5-1	3-3	8-4	Langhorne-27	Langhorne-10	Harding-6	Fowles-17	9,034
Jun 25	@Chicago	L 72- 79	5-1	3-4	8-5	Langhorne-25	Langhorne-14	Harding-4	Toliver-11	8,160
Jun 27	PHOENIX	W 95- 85	6-1	3-4	9-5	Langhorne-31	Langhorne-13	Currie-4	Perkins-20	3,419
Jun 29	INDIANA	W 68- 65	7-1	3-4	10-5	K. Smith-21	Langhorne-10	K. Smith-6	Taurasi-18	7,547
Jul 1	@Phoenix	W 107-104	7-1	4-4	11-5	K. Smith-25	Langhorne-10	Ajavon-4	Catchings-17	8,464
Jul 3	@Tulsa	W 69- 54	7-1	5-4	12-5	Currie-17	Langhorne-9	Harding-4	Dupree-23	5,509
Jul 15	@New York	L 67- 75	7-1	5-5	12-6	Langhorne-19	Coleman-10	Harding-6	Taylor-23	3,516
Jul 18	CHICAGO	L 59- 61	7-2	5-5	12-7	Langhorne-12	Langhorne-9	Coleman-4	Robinson-16	3,516
Jul 21	ATLANTA	W 82- 72	8-2	5-5	13-7	Langhorne-24	Langhorne-15	K. Smith-4	Pondexter-17	18,162
Jul 24	INDIANA	L 73- 78	8-3	5-5	13-8	K. Smith-17	Langhorne-13	Harding-6	Fowles-13	8,790
Jul 27	@Connecticut	L 78- 88	8-3	5-6	13-9	Langhorne-23	Currie-9	K. Smith-5	McCoughtry-23	14,347
Jul 29	SAN ANTONIO	L 75- 79	8-4	5-6	13-10	Currie-22	Langhorne-9	Harding-3	January-19	9,786
Jul 30	@Indiana	W 77- 73	8-4	6-6	14-10	Harding-33	Langhorne-11	Coleman-3	Jones-23	6,322
Aug 1	TULSA	W 87- 62	9-4	6-6	15-10	Currie-15	Coleman-10	Melvin-3	Holdscraw-17	9,212
Aug 3	@Atlanta	W 86- 78	9-4	7-6	16-10	K. Smith-18	Langhorne-12	K. Smith-3	Catchings-16	8,207
Aug 6	@New York	L 77- 85	9-4	7-7	16-11	Currie-23	Currie-6	Sanford-4	Douglas-16	9,008
Aug 8	@Connecticut	L 67- 76	9-4	7-8	16-12	Langhorne-14	Langhorne-7	Coleman-4	Jackson-14	9,008
Aug 10	CONNECTICUT	W 84- 74	10-4	7-8	17-12	Langhorne-23	Langhorne-10	Harding-6	McCoughtry-30	9,072
Aug 13	MINNESOTA	W 61- 58	11-4	7-8	18-12	Harding-15	Langhorne-14	Ajavon-2	Pondexter-23	11,465
Aug 15	SEATTLE	W 80- 71	12-4	7-8	19-12	Currie-25	Langhorne-7	Melvin-6	Charles-17	7,076
Aug 17	@San Antonio	W 76- 66	12-4	8-8	20-12	Langhorne-21	Langhorne-12	K. Smith-2	Jones-17	8,180
Aug 20	NEW YORK	W 75- 74	13-4	8-8	21-12	Ajavon-16	Langhorne-7	Harding-3	Montgomery-17	8,180
Aug 22	@Atlanta	W 90- 81	13-4	9-8	22-12	Currie-20	Langhorne-11	Coleman-2	Wright-13	7,752



ALL-TIME PLAYOFF HISTORY

ALL TIME PLAYOFF SUMMARY

All-Time Record: 4-10

Home Record: 3-3

Road Record: 1-7

Most Playoff Wins, One Year: 3 (2002)

Most Playoff Losses, One Year: 2 (2000, 2002, 2004, 2006, 2009)

Most Consecutive Series Won, Overall: 1 (2002)

Most Consecutive Games Won, Overall: 3 (2002)

Most Consecutive Games Won, One Series: 2 (2002, Eastern Conference First Round)

Most Consecutive Series Lost, Overall: 4 (8/24/02 Eastern Conference Finals to 9/19/09 Eastern Conference First Round)

Most Consecutive Games Lost, Overall: 2 (2000, 2002 Eastern Conference Finals, 2004, 2006, 2009)

Most Consecutive Games Lost, One Series: 2 (2000, 2002, 2004, 2006, 2009)

Playoff Coaching Record

Head Coach	Years	Appearances	Games	W-L	PCT.
Darrell Walker	2000	1	2	0-2	.000
Marianne Stanley	2002-03	1	5	3-2	.600
Michael Adams	2004	1	3	1-2	.333
Richie Adubato	2005-07	1	2	0-2	.000
Julie Plank	2009-present	1	2	0-2	.000
TOTALS		5	14	4-10	.286

ALL TIME PLAYOFF RESULTS

2000	(0-2)	
Eastern Conference First Round		Lost 0-2
Aug. 12th	at Washington	L 63-72
Aug. 14th	at New York	L 57-78
2002	(3-2)	
Eastern Conference First Round		Won 2-0
Aug. 15th	at Washington	W 74-62
Aug. 17th	at Charlotte	W 62-59
Eastern Conference Finals		Lost 1-2
Aug. 22nd	at Washington	W 79-74
Aug. 24th	at New York	L 96-79
Aug. 25th	at New York	L 64-57
2004	(1-2)	
Eastern Conference First Rounds		Lost 1-2
Sept. 25 th	at Washington	W 67-59
Sept. 27 th	at Connecticut	L 80-70
Sept. 29 th	at Connecticut	L 76-56
2006	(0-2)	
Eastern Conference First Rounds		Lost 0-2
Aug. 18 th	at Washington	L 76-61
Aug. 20 th	at Connecticut	L 68-65
2009	(0-2)	
Eastern Conference First Rounds		Lost 0-2
Sept. 17	at Washington	L 88-79
Sept. 19	at Indiana	L 81-74 (OT)

ALL TIME PLAYOFF HIGHS AND LOWS

MYSTICS PLAYOFF HIGHS

Points	81	at Indiana	9/19/2009
1st Half Points	43	vs. Indiana	9/17/2009
2nd Half Points	44	vs. New York	8/22/2002
Biggest Win Margin	12	vs. Charlotte	8/15/2002
Field Goals Made	31	vs. Indiana	9/17/2009
Field Goals Attempted	71 (2x)	at Indiana	9/19/2009
Field Goal Pct. (Game)	0.509	vs. Charlotte	8/15/2002
3-Point FGs Made	11	at New York	8/24/2002
3-Point FGs Attempted	23	at Charlotte	8/17/2002
3-Point FG Pct.	0.524	at New York	8/24/2002
Free Throws Made	22	at Connecticut	9/27/2004
Free Throws Attempted	26	vs. Connecticut	9/25/2004
Free Throw Pct.	0.917	at Connecticut	9/27/2004
Offensive Rebounds	18	at Connecticut	8/20/2006
Defensive Rebounds	31	vs. Connecticut	9/25/2004
Total Rebounds	48	at Connecticut	8/20/2006
Assists	20 (2x)	at New York*	8/24/2002
Steals	11	vs. Indiana	9/17/2009
Blocked Shots	6 (2x)	at Connecticut	* 9/29/2004
Turnover	22	at Indiana	9/19/2009

OPPONENT PLAYOFF HIGHS

Points	96	at New York	8/24/2002
1st Half Points	50	at New York	8/24/2002
2nd Half Points	46	at New York	8/24/2002
Biggest Win Margin	21	at New York	8/14/2000
Field Goals Made	35	at New York	8/24/2002
Field Goals Attempted	72	at Connecticut	8/20/2006
Field Goal Pct. (Game)	0.66	at New York	8/24/2002
3-Point FGs Made	8 (2x)	at Connecticut	* 9/29/2004
3-Point FGs Attempted	29	vs. Charlotte	8/15/2002
3-Point FG Pct.	0.875	at New York	8/24/2002
Free Throws Made	32	at Indiana	9/19/2009
Free Throws Attempted	38 (2x)	at Connecticut	8/20/2006
Free Throw Pct.	0.938	at Connecticut	9/27/2004
Offensive Rebounds	20	at Connecticut	8/20/2006
Defensive Rebounds	29	vs. Connecticut	8/18/2006
Total Rebounds	46	at Connecticut	8/20/2006
Assists	22	at New York	8/24/2002
Steals	11 (2x)	at Indiana	9/19/2009
Blocked Shots	8	at Indiana	9/19/2009
Turnovers	17 (2x)	at Indiana	9/19/2009

ALL TIME PLAYOFF HIGHS AND LOWS

MYSTICS PLAYOFF LOWS

Points	56	at Connecticut	9/29/2004
1st Half Points	25 (2x)	at Connecticut	* 9/29/2004
2nd Half Points	27	at Charlotte	8/17/2002
Biggest Loss Margin	21	at New York	8/14/2000
Field Goals Made	20	at Connecticut	9/29/2004
Field Goals Attempted	47	at New York	8/14/2000
Field Goal Pct. (Game)	0.357	at Connecticut	9/29/2004
3-Point FGs Made	1 (4x)	vs. Connecticut	* 9/25/2004
3-Point FGs Attempted	3	vs. Connecticut	9/25/2004
3-Point FG Pct.	0.125 (2x)	at New York	*8/25/2002
Free Throws Made	4	at New York	8/25/2002
Free Throws Attempted	7	at New York	8/25/2002
Free Throw Pct.	0.438	vs. Connecticut	8/18/2006
Offensive Rebounds	5	at New York	8/14/2000
Defensive Rebounds	13	at New York	8/24/2002
Total Rebounds	19 (2x)	at New York*	8/24/2002
Assists	6	at Connecticut	9/27/2004
Steals	2	at New York	8/25/2002
Blocked Shots	1 (3x)	at Connecticut	8/20/2006
Turnovers	7 (2x)	at New York*	8/24/2002

OPPONENT PLAYOFF LOWS

Points	59	at Charlotte	8/17/2002
1st Half Points	27	vs. Connecticut	9/25/2004
2nd Half Points	22	at Charlotte	8/17/2002
Biggest Loss Margin	12	vs. Charlotte	8/15/2002
Field Goals Made	19	at New York	8/25/2002
Field Goals Attempted	59	vs. Connecticut	9/25/2004
Field Goal Pct. (Game)	0.278	at Connecticut	8/20/2006
3-Point FGs Made	3	at Connecticut	8/20/2006
3-Point FGs Attempted	7	at Connecticut	9/27/2004
3-Point FG Pct.	0.158	at Connecticut	8/20/2006
Free Throws Made	3	vs. Connecticut	8/18/2006
Free Throws Attempted	7	vs. Connecticut	8/18/2006
Free Throw Pct.	0.429	vs. Connecticut	8/18/2006
Offensive Rebounds	5 (x2)	at Connecticut	* 9/27/2004
Defensive Rebounds	15	vs. New York	8/22/2002
Total Rebounds	22	vs. New York	8/22/2002
Assists	10	at New York	8/25/2002
Steals	4	at New York	8/24/2002
Blocked Shots	1 (5x)	vs. Connecticut*	9/25/2004
Turnovers	9 (3x)	vs. Connecticut*	9/25/2004

*Denotes the most recent occurrence.



ALL TIME RECORDS

WASHINGTON MYSTICS

REGULAR SEASON TEAM RECORDS

TEAM OFFENSE

SCORING

Highest average, points per game, season

80.8 - 2006 (2747/34)

76.0 - 2007 (2585/34)

Lowest average, points per game, season

60.3 - 2001 (1928/32)

65.1 - 1998 (1954/30)

Most points, game

106 - at Phoenix, June 20, 2007

99 - at Chicago, June 23, 2007

Fewest points, game

34 - at Cleveland, May 31, 2001

36 - vs. Miami, August 8, 2001

Largest margin of victory, game

35 - vs. Cleveland, August 8, 1999 (80-45)

vs. New York, May 23, 2006 (95-60)

32 - vs. Seattle, July 20, 2008 (89-57)

Largest margin of defeat, game

45 - vs. Houston, August 17, 1998 (65-110)

43 - at New York, August 13, 1998 (45-88)

BY HALF

Most points, first half

55 - vs. Houston, June 6, 2006

52 - vs. Connecticut, June 25, 2006

Fewest points, first half

13 - at Detroit, July 21, 2007

14 - vs. Cleveland, June 6, 2003

vs. Indiana, July 8, 2008

Largest lead at halftime

23 - vs. Seattle, July 20, 2008 (led 48-23; won 89-57)

19 - vs. Detroit, August 4, 2000 (led 45-26; won 96-72)

Largest deficit at halftime overcome to win game

16 - vs. Detroit, June 29, 2007 (trailed 24-40; won 65-64)

15 - vs. Indiana, July 8, 2008 (trailed 14-29; won 50-48)

Most points, second half

63 - vs. Utah, July 19, 1998

60 - at Phoenix, June 20, 2007

Fewest points, second half

15 - at Seattle, July 3, 2001

16 - vs. Miami, August 8, 2001

OVERTIME

Most points, overtime period

19 - vs. New York, August 23, 2005
15 - vs. Indiana, June 18, 2005

Fewest points, overtime period
2 - at Seattle, July 3, 2001
3 - at Los Angeles, June 26, 2008

Largest margin of victory, overtime period
13 - vs. New York, August 23, 2005 (82-69)
10 - vs. Indiana, June 18, 2005 (88-78)

FIELD GOAL PERCENTAGE

Highest field-goal percentage, season
.462 - 2006 (1016/2199)
.459 - 2000 (832/1813)

Lowest field-goal percentage, season
.386 - 2001 (739/1915)
.395 - 1998 (720/1821)

Highest field-goal percentage, game
.6034 - vs. Indiana, June 7, 2002 (35/58)
.6032 - at Phoenix, June 3, 2008 (38/63)

Lowest field-goal percentage, game
.196 - vs. Miami, August 8, 2001 (10/51)
.245 - at Cleveland, May 31, 2001 (13/53)

FIELD GOALS

Most field goals per game, season
29.9 - 2006 (1016/34)
27.4 - 2009 (933/34)

Fewest field goals per game, season
23.1 - 2001 (739/32)
23.7 - 1999 (759/32)

Most field goals, game
38 - vs. Orlando, May 31, 2000
vs. New York, May 23, 2006
at Phoenix, June 3, 2008
37 - at Chicago, June 23, 2007
vs. Seattle, July 24, 2007 (ot)

Fewest field goals, game
10 - vs. Miami, August 8, 2001
13 - at Cleveland, May 31, 2001

FIELD GOAL ATTEMPTS

Most field-goal attempts per game, season
64.9 - 2009 (2205/34)
64.7 - 2006 (2199/34)

Fewest field-goal attempts per game, season
56.1 - 1999 (1794/32)
56.7 - 2000 (1813/32)

Most field-goal attempts, game
84 - at Sacramento, June 25, 2002 (2 ot)
79 - at Detroit, August 25, 2003
vs. Phoenix, June 25, 2009

Fewest field-goal attempts, game
39 - at Cleveland, June 3, 2000
42 - at New York, August 17, 1999

THREE-POINT FIELD-GOAL PERCENTAGE

Highest three-point field-goal percentage, season
.371 - 2004 (105/283)
.370 - 2002 (164/443)

Lowest three-point field-goal percentage, season
.264 - 1998 (114/432)
.280 - 2001 (117/418)

THREE-POINT FIELD GOALS

Most three-point field goals per game, season
5.5 - 2006 (187/34)
5.3 - 2005 (181/34)

Fewest three-point field goals per game, season
3.09 - 2004 (105/34)
3.13 - 1999 (100/32)

Most three-point field goals, game
15 - vs. Los Angeles, May 26, 2005
13 - vs. Phoenix, June 13, 2007

Fewest three-point field goals, game
0 - at New York, August 13, 1998
at Charlotte, July 1, 2000
vs. Miami, August 8, 2001
vs. New York, June 13, 2004
at Sacramento, July 18, 2004
vs. Minnesota, July 23, 2004
at Connecticut, August 9, 2009
vs. Connecticut, August 14, 2009 (2 ot)
at Sacramento, August 22, 2009
1 - Many times

THREE-POINT FIELD GOAL ATTEMPTS

Most three-point field goal attempts per game, season
15.5 - 2007 (528/34)
15.4 - 2006 (522/34)

Fewest three-point field goal attempts per game, season
8.3 - 2004 (283/34)
10.5 - 2000 (335/32)

Most three-point field goal attempts, game
29 - vs. Los Angeles, July 14, 2001
vs. Los Angeles, May 26, 2005
27 - vs. Utah, July 19, 1998

Fewest three-point field goal attempts, game
2 - vs. Minnesota, July 23, 2004
3 - vs. Indiana, July 1, 2004
at Charlotte, July 10, 2004
at Charlotte, July 24, 2004

FREE THROW PERCENTAGE

Highest free-throw percentage, season

.796 - 2007 (668/839)
.751 - 2003 (381/507)

Lowest free-throw percentage, season
.645 - 1998 (400/620)
.660 - 2008 (435/659)

Highest free-throw percentage, game
1.000 - Many times. Most recent:
vs. Houston, June 6, 2006 (18/18)

Lowest free-throw percentage, game
.000 - at Detroit, August 25, 2003 (0/1)
.300 - at Phoenix, June 3, 2008 (6/20)

FREE THROWS MADE

Most free throws made per game, season
19.7 - 2007 (668/34)
17.1 - 2009 (580/34)

Fewest free throws made per game, season
10.4 - 2001 (333/32)
11.2 - 2003 (381/34)

Most free throws made, game
42 - at Minnesota, July 20, 2007 (ot)
36 - vs. Minnesota, July 10, 2007 (ot)
Regulation game:
32 - at Houston, June 22, 2007

Fewest free throws made, game
0 - vs. Charlotte, July 7, 2003
at Detroit, August 25, 2003
2 - at Houston, June 27, 2001
vs. Connecticut, June 24, 2003

FREE THROW ATTEMPTS

Most free throw attempts per game, season
24.7 - 2007 (839/34)
24.3 - 2009 (827/34)

Fewest free throw attempts per game, season
14.91 - 2003 (507/34)
14.94 - 2002 (478/32)

Most free throw attempts, game
55 - at Minnesota, July 20, 2007 (ot)
41 - vs. Minnesota, July 10, 2007 (ot)
Regulation game:
40 - vs. Charlotte, June 13, 2006

Fewest free throw attempts, game
0 - vs. Charlotte, July 7, 2003
1 - at Detroit, August 25, 2003

REBOUNDS

Most rebounds per game, season
35.0 - 2009 (1191/34)
33.3 - 2008 (1132/34)

Fewest rebounds per game, season

27.7 - 2005 (943/34)
29.6 - 2000 (946/32)

Most rebounds, game

51 - at Sacramento, June 25, 2002 (2 ot)
50 - at Seattle, July 3, 2001 (4 ot)
Regulation game:
49 - at Phoenix, June 20, 2007

Fewest rebounds, game

17 - at Cleveland, June 3, 2000
at Detroit, June 14, 2001
at Charlotte, July 24, 2004
18 - vs. Houston, July 26, 2005

OFFENSIVE REBOUNDS

Most offensive rebounds per game, season

11.4 - 2009 (388/34)
11.2 - 2003 (382/34)

Fewest offensive rebounds per game, season

7.8 - 2005 (266/34)
9.4 - 2000 (300/32)

Most offensive rebounds, game

24 - at Indiana, September 6, 2009
20 - at Orlando, June 19, 1999
at Minnesota, July 27, 2001
vs. Orlando, July 30, 2002

Fewest offensive rebounds, game

1 - at Cleveland, June 3, 2000
3 - at Orlando, August 15, 1999
vs. Houston, July 26, 2005
vs. San Antonio, July 28, 2005
at Detroit, August 21, 2005
vs. Indiana, June 27, 2006
vs. San Antonio, August 8, 2006
vs. Detroit, July 28, 2007

DEFENSIVE REBOUNDS

Most defensive rebounds per game, season

23.6 - 2009 (803/34)
23.0 - 2007 (783/34)

Fewest defensive rebounds per game, season

19.9 - 2005 (677/34)
20.0 - 1998 (599/30)

Most defensive rebounds, game

38 - at Phoenix, June 20, 2007
37 - at Detroit, July 10, 1999 (2 ot)

Fewest defensive rebounds, game

8 - at New York, August 13, 1998
10 - at Indiana, September 4, 2004

ASSISTS

Most assists per game, season

16.9 - 2006 (576/34)
16.7 - 2003 (568/34)

Fewest assists per game, season

13.2 - 1998 (397/30)

13.3 - 2001 (424/32)

Most assists, game

29 - vs. Detroit, August 6, 2003

28 - vs. Orlando, May 31, 2000

at Charlotte, July 26, 2000

Fewest assists, game

5 - vs. Orlando, July 19, 1999

at Charlotte, July 26, 2001

at Miami, August 5, 2001

vs. Miami, August 8, 2001

at Minnesota, July 20, 2007 (ot)

at Indiana, July 31, 2007

6 - at Sacramento, August 22, 2009

PERSONAL FOULS

Most personal fouls per game, season

23.07- 1998 (692/30)

23.06- 2006 (784/34)

Fewest personal fouls per game, season

16.8 - 2001 (537/32)

18.2 - 2002 (583/32)

Most personal fouls, game

38 - at Sacramento, August 5, 2006 (2 ot)

36 - at Los Angeles, August 3, 1998

at Minnesota, July 7, 2009 (ot)

Fewest personal fouls, game

9 - vs. Detroit, July 18, 2002

10 - vs. Cleveland, August 9, 2000

vs. Phoenix, July 9, 2002

DISQUALIFICATIONS

Most disqualifications per game, season

0.44 - 2006 (15/34)

0.30 - 1998 (9/30)

Fewest disqualifications per game, season

0.03 - 2004 (1/34)

0.09 - 2000 (3/32)

2001 (3/32)

2002 (3/32)

Most disqualifications, game

4 - at Sacramento, August 5, 2006 (2 ot)

3 - at Los Angeles, August 3, 1998

STEALS

Most steals per game, season

9.2 - 2009 (314/34)

9.0 - 2006 (306/34)

Fewest steals per game, season

6.26- 2003 (213/34)

6.34- 1999 (203/32)

Most steals, game

- 21 - at Minnesota, July 20, 2007 (ot)
- 19 - vs. Cleveland, August 9, 2000
- vs. Seattle, July 20, 2008

Fewest steals, game

- 1 - at Miami, July 13, 2000
- 2 - Many times

BLOCKED SHOTS

Most blocked shots per game, season

- 4.0 - 2001 (127/32)
- 3.9 - 2000 (126/32)

Fewest blocked shots per game, season

- 2.2 - 2005 (76/34)
- 2.7 - 1999 (87/32)

Most blocked shots, game

- 10 - vs. Detroit, July 28, 2004
- vs. Detroit, July 7, 2005
- 9 - vs. Sacramento, June 5, 2001
- at Indiana, May 31, 2003

Fewest blocked shots, game

- 0 - Many times. Most recent:
- at Connecticut, September 13, 2008

TURNOVERS

Most turnovers per game, season

- 20.8 - 1998 (625/30)
- 18.7 - 2008 (637/34)

Fewest turnovers per game, season

- 12.5 - 2004 (424/34)
- 12.8 - 2005 (435/34)

Most turnovers, game

- 33 - at Houston, June 29, 1998
- 28 - vs. New York, July 5, 1998 (ot)
- at Detroit, July 10, 1999 (2 ot)
- at Atlanta, July 3, 2009

Fewest turnovers, game

- 6 - at New York, July 8, 2004
- 7 - at Houston, June 27, 2001
- vs. San Antonio, June 10, 2003
- vs. Charlotte, July 15, 2004

TEAM DEFENSE

POINTS

Fewest points allowed per game, season

- 64.8 - 2001 (2075/32)
- 66.1 - 2002 (2116/32)

Most points allowed per game, season

- 80.5 - 1998 (2415/30)
- 78.2 - 2006 (2657/34)

Fewest points allowed, game

- 42 - vs. Charlotte, July 29, 2001
vs. Miami, August 8, 2001
at Charlotte, May 21, 2005
- 45 - vs. Cleveland, August 8, 1999
vs. Cleveland, June 23, 2002
at Connecticut, August 1, 2003

Fewest points allowed, first half

- 17 - vs. New York, July 5, 1998
vs. New York, August 11, 1999
vs. Los Angeles, August 14, 1999
- 18 - at Charlotte, May 21, 2005

Fewest points allowed, second half

- 18 - vs. Charlotte, July 29, 2001
- 19 - vs. Minnesota, August 21, 1999
vs. Miami, August 8, 2001
vs. Charlotte, June 30, 2002
vs. Indiana, July 8, 2008

Fewest points allowed, overtime period

- 0 - at Los Angeles, June 26, 2008
- 2 - at Seattle, July 3, 2001

FIELD GOAL PERCENTAGE

Lowest opponents' field-goal percentage, season

- .407 - 2001 (791/1945)
- .413 - 2002 (786/1903)

Highest opponents' field-goal percentage, season

- .468 - 1998 (876/1870)
- .451 - 2000 (845/1875)

Lowest opponents' field goal percentage, game

- .238 - at Connecticut, August 1, 2003 (15/63)
- .250 - vs. New York, August 11, 1999 (ot) (16/64)

TURNOVERS

Most opponents' turnovers per game, season

- 17.033- 1998 (511/30)
- 17.029- 2007 (579/34)

Fewest opponents' turnovers per game, season

- 13.6 - 1999 (436/32)
- 13.8 - 2003 (468/34)

Most opponents' turnovers, game

- 32 - at Minnesota, July 20, 2007 (ot)
- 30 - vs. New York, May 23, 2006

TEAM MISCELLANEOUS

GAME WON AND LOST

Highest winning percentage, season

- .531 - 2002 (17-15)
- .529 - 2006 (18-16)

Lowest winning percentage, season

- .100 - 1998 (3-27)
- .265 - 2003 (9-25)

Most consecutive games won

6 - August 2-14, 1999
June 4-18, 2002
5 - September 7-17, 2004

Most consecutive games won, one season

6 - August 2-14, 1999
June 4-18, 2002
5 - September 7-17, 2004

Most consecutive game lost

11 - July 13-August 7, 1998
June 13-July 9, 2003
9 - August 13, 2006-June 12, 2007
July 27-September 14, 2008

Most consecutive game lost, one season

11 - July 13-August 7, 1998
June 13-July 9, 2003
9 - July 27-September 14, 2008

Highest winning percentage, home games, season

.765 - 2006 (13-4)
.647 - 2004, 2009 (11-6)

Lowest winning percentage, home games, season

.176 - 2003 (3-14)
.200 - 1998 (3-12)

Most consecutive home games won

9 - August 12, 2001-July 9, 2002
August 23, 2005-June 25, 2006
6 - June 13-July 23, 2004

Most consecutive home games lost

8 - August 12, 1998-July 2, 1999
August 9, 2003-June 11, 2004
7 - July 20, 2002-June 6, 2003

Highest winning percentage, road games, season

.500 - 2002 (8-8)
.471 - 2007 (8-9)

Lowest winning percentage, road games, season

.000 - 1998 (0-15)
.125 - 2001 (2-14)

Most consecutive road games won

4 - June 23-July 20, 2007
3 - June 24-July 3, 2000
August 1-14, 2003
June 24-July 13, 2005
June 13-26, 2008

Most consecutive road games lost

16 - June 11, 1998-June 12, 1999
9 - July 29, 2005-June 11, 2006

OVERTIME GAMES

Most overtime games, season

4 - 2007
3 - 2005

Most consecutive overtime games, season
1 - Many times

Most overtime games won, season
3 - 2005, 2007
2 - 1999

Most overtime games won, no losses, season
3 - 2005
2 - 1999

Most consecutive overtime games won
4 - July 10, 1999-June 25, 2002
September 7, 2004-August 23, 2005
3 - July 10-24, 2007

Most overtime games lost, season
2 - 2003
1 - 1998, 2004, 2006, 2007, 2009

Most overtime games lost, no wins, season
2 - 2003
1 - 1998, 2006

Most consecutive overtime games lost
3 - July 29, 2003-July 17, 2004

Most overtime periods, game
4 - at Seattle, July 3, 2001
2 - Many times

WASHINGTON MYSTICS // REGULAR SEASON INDIVIDUAL RECORDS

SEASONS

Most Seasons
8 - Coco Miller
Murriel Page
7 - Nakia Sanford
6 - Alana Beard
Chamique Holdsclaw

GAMES

Most games, career
259 - Murriel Page
250 - Coco Miller
211 - Nakia Sanford

Most consecutive games, career
192 - Murriel Page, June 11, 1998-August 25, 2003
138 - Nakia Sanford, August 26, 2005-September 13, 2009 (current)
112 - Coco Miller, June 11, 2004-July 1, 2007

Most games, season
34 - By Many

MINUTES

Most minutes, career
6,904 - Murriel Page

6,287 - Alana Beard
5,550 - Chamique Holdsclaw

Highest average, minutes per game, career
(Minimum 100 games)

34.3 - Chamique Holdsclaw (5550/162)
32.6 - Alana Beard (6287/193)
31.1 - Nikki McCray (3886/125)

Most minutes, season

1,194 - Lindsey Harding, 2009
1,169 - Alana Beard, 2007
1,141 - DeLisha Milton-Jones, 2007

Highest average, minutes per game, season

35.4 - Alana Beard, 2007 (1169/33)
35.3 - Chamique Holdsclaw, 2000 (1131/32)
35.1 - Lindsey Harding, 2009 (1194/34)

Most minutes, game

55 - Vicky Bullett, at Seattle, July 3, 2001 (4 ot)
54 - Audrey Sauret, at Seattle, July 3, 2001 (4 ot)
Chamique Holdsclaw, at Seattle, July 3, 2001 (4 ot)
49 - Nikki McCray, at Seattle, July 3, 2001 (4 ot)

SCORING

Most points, lifetime

3,128 - Alana Beard
2,960 - Chamique Holdsclaw
1,921 - Nikki McCray

Highest average, points per game, career
(Minimum 100 games)

18.3 - Chamique Holdsclaw (2960/162)
16.2 - Alana Beard (3128/193)
15.4 - Nikki McCray (1921/125)

Most points, season

622 - Alana Beard, 2007
614 - Alana Beard, 2006
561 - Nikki McCray, 1999
Chamique Holdsclaw, 2000

Highest average, points per game, season

20.5 - Chamique Holdsclaw, 2003 (554/27)
19.9 - Chamique Holdsclaw, 2002 (397/20)
19.2 - Alana Beard, 2006 (614/32)

Most points, game

34 - Chamique Holdsclaw, vs. Indiana, July 24, 2003
33 - Alana Beard, at Phoenix, June 3, 2008
32 - Chamique Holdsclaw, vs. Seattle, July 27, 2002
Matee Ajavon, at Chicago, September 4, 2009

Most games, 30 or more points, career

4 - Alana Beard
Chamique Holdsclaw
1 - Matee Ajavon
Taj McWilliams-Franklin
Chasity Melvin

Most games, 20 or more points, career

68 - Chamique Holdsclaw

58 - Alana Beard

35 - Nikki McCray

Most consecutive games, 20 or more points

7 - Chamique Holdsclaw, June 17-July 7, 2004

6 - Chamique Holdsclaw, July 9-24, 2003

Alana Beard, September 7-19, 2004

Alana Beard, August 1-13, 2006

5 - Nikki McCray, August 5-14, 1999

Most consecutive games, 10 or more points

42 - Alana Beard, August 1, 2006-May 27, 2008

24 - Chamique Holdsclaw, August 6, 2003-July 8, 2004

19 - Chamique Holdsclaw, August 1, 2001-June 27, 2002

FIELD GOAL PERCENTAGE

Highest field goal percentage, career

(Minimum 400 field goals)

.496 - Nakia Sanford (514/1037)

.473 - Murriel Page (739/1562)

.468 - Chasity Melvin (500/1069)

Highest field goal percentage, season (qualifiers)

.590 - Murriel Page, 2000 (131/222)

.5739- Crystal Langhorne, 2009 (163/284)

.5738- Murriel Page, 1999 (105/183)

Highest field goal percentage, game

(Minimum 8 field goals made)

1.000 - Chasity Melvin, vs. Chicago, July 27, 2006 (8/8)

.917 - Alana Beard, vs. New York, May 23, 2006 (11/12)

.909 - Vicky Bullett, vs. Detroit, July 18, 2002 (10/11)

Taj McWilliams-Franklin, vs. Sacramento, June 11, 2008 (10/11)

Most field goals, none missed, game

8 - Chasity Melvin, vs. Chicago, July 27, 2006

6 - Nakia Sanford, vs. New York, August 3, 2007

5 - Murriel Page, vs. Utah, June 19, 1998

Murriel Page, at Miami, July 13, 2000

Stacey Dales-Schuman, at Indiana, August 12, 2003

Coco Miller, at San Antonio, September 15, 2004

Crystal Langhorne, vs. Connecticut, July 27, 2008

Nakia Sanford, at Connecticut, June 6, 2009

Most field goal attempts, none made, game

10 - Matee Ajavon, at Indiana, September 6, 2009

8 - Shalonda Enis, vs. Orlando, July 19, 1999

Coco Miller, at Sacramento, July 18, 2004

Coco Miller, vs. Sacramento, June 11, 2008

Lindsey Harding, vs. Atlanta, June 7, 2009

7 - Nikki McCray, vs. Miami, August 8, 2001

Stacey Dales-Schuman, at Indiana, September 4, 2004

Nikki Teasley, at New York, June 21, 2006

Coco Miller, at New York, July 17, 2008

FIELD GOALS

Most field goals, career

1,145 - Alana Beard

1,136 - Chamique Holdsclaw

739 - Murriel Page

Most field goals, season

- 232 - Chamique Holdsclaw, 2000
Alana Beard, 2006
- 224 - Alana Beard, 2007
- 204 - Chamique Holdsclaw, 2003

Most field goals, game

- 13 - Alana Beard, vs. Seattle, July 23, 2006
- 12 - Chamique Holdsclaw, vs. Orlando, May 31, 2000
Chamique Holdsclaw, vs. Indiana, July 20, 2000
Chamique Holdsclaw, vs. New York, June 10, 2001
Chamique Holdsclaw, vs. Indiana, June 7, 2002
Chasity Melvin, vs. New York, August 23, 2005 (ot)
Alana Beard, at Connecticut, June 11, 2006
Alana Beard, at Phoenix, June 3, 2008
Taj McWilliams-Franklin, vs. Phoenix, June 24, 2008
Alana Beard, at New York, July 30, 2009
- 11 - Many times

FIELD GOAL ATTEMPTS

Most field goal attempts, career

- 2,708 - Alana Beard
- 2,641 - Chamique Holdsclaw
- 1,587 - Nikki McCray

Most field goal attempts, season

- 539 - Alana Beard, 2007
- 499 - Chamique Holdsclaw, 2000
- 480 - Chamique Holdsclaw, 2003

Most field goal attempts, game

- 27 - Chamique Holdsclaw, vs. Los Angeles, June 26, 2000
Chamique Holdsclaw, at Sacramento, June 25, 2002 (2 ot)
- 26 - Chamique Holdsclaw, at Charlotte, May 23, 2003
- 25 - Chamique Holdsclaw, vs. Sacramento, June 5, 2001
Chamique Holdsclaw, vs. Seattle, July 27, 2002

THREE-POINT FIELD-GOAL PERCENTAGE

Highest three-point field goal percentage, career

- (Minimum 100 three-point field goals)
- .361 - Stacey Dales-Schuman (140/388)
- .352 - Coco Miller (109/310)
- .335 - Alana Beard (220/656)

Highest three-point field goal percentage, season (qualifiers)

- .467 - Laurie Koehn, 2005 (35/75)
- .430 - DeLisha Milton-Jones, 2006 (34/79)
- .420 - Charlotte Smith-Taylor, 2005 (42/100)

Most three-point field goals, none missed, game

- 4 - DeLisha Milton-Jones, at Seattle, July 13, 2005
Marissa Coleman, at Connecticut, June 6, 2009
- 3 - By many

Most three-point field goal attempts, none made, game

- 6 - Penny Moore, vs. Sacramento, July 26, 1998
Stacey Dales-Schuman, at New York, June 1, 2003
Alana Beard, at Indiana, July 28, 2009
- 5 - By many

THREE-POINT FIELD GOALS

Most three-point field goals, career

- 220 - Alana Beard
- 141 - Nikki McCray
- 140 - Stacey Dales

Most three-point field goals, season

- 57 - Stacey Dales-Schuman, 2003
- 52 - Nikki Teasley, 2006
- 51 - Alana Beard, 2008

Most three-point field goals, game

- 6 - Nikki McCray, vs. Orlando, May 31, 2000
Nikki McCray, at Cleveland, June 3, 2000
Nikki Teasley, vs. New York, June 17, 2006
Alana Beard, at Phoenix, June 3, 2008
- 5 - Keri Chaconas, vs. Cleveland, July 1, 1998
Stacey Dales-Schuman, vs. Charlotte, July 17, 2003
Stacey Dales-Schuman, at Connecticut, June 20, 2004
Laurie Koehn, vs. Detroit, August 27, 2005
- 4 - By many

Most consecutive games, three-point field goals made

- 16 - Alana Beard, May 22-July 6, 2008
- 14 - Alana Beard, September 4, 2004-June 21, 2005
Crystal Robinson, June 17-July 21, 2006
Alana Beard, July 18-June 6, 2009
- 13 - Nikki McCray, August 5, 1999-June 8, 2000

THREE-POINT FIELD GOAL ATTEMPTS

Most three-point field goal attempts, career

- 656 - Alana Beard
- 472 - Nikki McCray
- 388 - Stacey Dales

Most three-point field goal attempts, season

- 160 - Stacey Dales-Schuman, 2003
- 153 - Nikki McCray, 1999
- 151 - Nikki McCray, 2000
Nikki Teasley, 2006

Most three-point field goal attempts, game

- 11 - Nikki Teasley, at Minnesota, July 5, 2006
- 10 - Keri Chaconas, vs. Cleveland, July 1, 1998
Nikki McCray, vs. Orlando, May 31, 2000
Nikki McCray, at Minnesota, July 27, 2001
Nikki Teasley, vs. New York, June 17, 2006
Alana Beard, at Sacramento, August 12, 2007 (ot)
- 9 - By many

FREE THROW PERCENTAGE

Highest free-throw percentage, career (Minimum 200 free throws)

- .820 - DeLisha Milton-Jones (228/278)
- .806 - Monique Curry (328/407)
- .779 - Chamique Holdsclaw (638/819)

Highest free-throw percentage, season (qualifiers)

- .903 - Chamique Holdsclaw, 2003 (140/155)
- .847 - Alana Beard, 2007 (127/155)

.845 - DeLisha Milton-Jones, 2007 (98/116)

Most free throws made, none missed, game

- 13 - Chamique Holdsclaw, vs. Indiana, July 24, 2003
- 11 - DeLisha Milton-Jones, vs. Charlotte, July 30, 2006
 - Alana Beard, at San Antonio, August 7, 2007
- 10 - Chamique Holdsclaw, vs. Seattle, July 27, 2002
 - Chamique Holdsclaw, at New York, August 8, 2002
 - Chasity Melvin, at Charlotte, July 10, 2004
 - Alana Beard, vs. New York, June 17, 2006

Most free throw attempts, none made, game

- 7 - Nakia Sanford, vs. Atlanta, June 20, 2008
- 6 - Nakia Sanford, vs. Detroit, September 6, 2008
- 5 - Audrey Sauret, vs. Portland, August 3, 2001

FREE THROWS MADE

Most free throws made, career

- 638 - Chamique Holdsclaw
- 618 - Alana Beard
- 440 - Nikki McCray

Most free throws made, season

- 140 - Chamique Holdsclaw, 2003
- 129 - Nikki McCray, 1999
 - Nakia Sanford, 2007
- 127 - Alana Beard, 2007

Most free throws made, game

- 15 - Nakia Sanford, at Houston, June 22, 2007
- 13 - Chamique Holdsclaw, at New York, July 15, 2003
 - Chamique Holdsclaw, vs. Indiana, July 24, 2003
 - Chamique Holdsclaw, at Detroit, June 22, 2004
 - Monique Currie, vs. Phoenix, June 13, 2007
 - Monique Currie, at Connecticut, September 13, 2008
- 12 - Nikki McCray, vs. Minnesota, July 29, 2000
 - Chamique Holdsclaw, at Connecticut, June 20, 2004

FREE THROW ATTEMPTS

Most free throw attempts, career

- 819 - Chamique Holdsclaw
- 813 - Alana Beard
- 701 - Nakia Sanford

Most free throw attempts, season

- 194 - Nakia Sanford, 2007
- 160 - Nikki McCray, 1999
- 155 - Chamique Holdsclaw, 2003

Most free throw attempts, game

- 18 - Nakia Sanford, at Houston, June 22, 2007
- 17 - Chamique Holdsclaw, at New York, July 15, 2003
- 16 - Nikki McCray, vs. Minnesota, July 29, 2000
 - Nikki McCray, vs. Seattle, June 3, 2001
 - Chamique Holdsclaw, vs. Indiana, July 1, 2004

REBOUNDS

Most rebounds, career

- 1,459 - Chamique Holdsclaw
- 1,336 - Murriel Page
- 1,010 - Nakia Sanford

Highest average, rebounds per game, career

(Minimum 100 games)

9.0 - Chamique Holdsclaw (1459/162)

5.3 - Chasity Melvin (732/139)

5.2 - Murriel Page (1336/259)

Most rebounds, season

294 - Chamique Holdsclaw, 2003

268 - Crystal Langhorne, 2009

256 - Chamique Holdsclaw, 2001

Highest average, rebounds per game, season (qualifiers)

11.6 - Chamique Holdsclaw, 2002 (232/20)

10.9 - Chamique Holdsclaw, 2003 (294/27)

8.8 - Chamique Holdsclaw, 2001 (256/29)

Most rebounds, game

24 - Chamique Holdsclaw, at Charlotte, May 23, 2003

21 - Chamique Holdsclaw, at Sacramento, June 25, 2002 (2 ot)

18 - Alessandra Santos de Oliveira, at Utah, June 13, 1998

Most games, 10+ rebounds, career

65 - Chamique Holdsclaw

18 - Murriel Page

17 - Nakia Sanford

Most consecutive games, 10+ rebounds

5 - Chamique Holdsclaw, June 9-19, 2002

Chamique Holdsclaw, July 27-August 9, 2003

3 - Many times

OFFENSIVE REBOUNDS

Most offensive rebounds, career

480 - Murriel Page

380 - Chamique Holdsclaw

379 - Nakia Sanford

Highest average, offensive rebounds per game, career

(Minimum 100 games)

2.4 - Chamique Holdsclaw (380/162)

2.3 - Chasity Melvin (315/139)

1.9 - Murriel Page (480/259)

Most offensive rebounds, season

101 - Crystal Robinson, 2009

100 - Nakia Sanford, 2007

84 - Chasity Melvin, 2006

Most offensive rebounds, game

9 - Tausha Mills, at Sacramento, July 8, 2000

Latasha Byers, vs. Minnesota, May 27, 2006

Taj McWilliams-Franklin, at New York, May 22, 2008

8 - Alessandra Santos de Oliveira, at Houston, July 13, 1998

Chamique Holdsclaw, vs. Cleveland, August 12, 2001

Chasity Melvin, vs. New York, August 23, 2005 (ot)

Nakia Sanford, at Sacramento, August 12, 2007 (ot)

7 - many times

DEFENSIVE REBOUNDS

Most defensive rebounds, career

- 1,079 - Chamique Holdsclaw
- 856 - Murriel Page
- 678 - Alana Beard

Highest average, defensive rebounds per game, career (Minimum 100 games)

- 6.7 - Chamique Holdsclaw (1079/162)
- 3.5 - Alana Beard (678/193)
- 3.3 - Murriel Page (856/259)

Most defensive rebounds, season

- 222 - Chamique Holdsclaw, 2003
- 184 - Chamique Holdsclaw, 2001
- 183 - Chamique Holdsclaw, 2000

Most defensive rebounds, game

- 17 - Chamique Holdsclaw, at Charlotte, May 23, 2003
- 14 - Chamique Holdsclaw, at Sacramento, June 25, 2002 (2 ot)
Chamique Holdsclaw, at Los Angeles, July 22, 2003
- 13 - Chamique Holdsclaw, at Detroit, July 10, 1999 (2 ot)
Chamique Holdsclaw, at Los Angeles, June 27, 2002
Chamique Holdsclaw, at Cleveland, August 11, 2002

ASSISTS

Most assists, career

- 563 - Alana Beard
- 410 - Chamique Holdsclaw
- 394 - Coco Miller

Highest average, assists per game, career (Minimum 100 games)

- 2.9 - Alana Beard (563/193)
- 2.5 - Chamique Holdsclaw (410/162)
- 2.4 - Nikki McCray (300/125)

Most assists, season

- 183 - Nikki Teasley, 2006
- 177 - Temeka Johnson, 2005
- 154 - Lindsey Harding, 2009

Highest average, assists per game, season (qualifiers)

- 5.4 - Nikki Teasley, 2006 (183/34)
- 5.2 - Temeka Johnson, 2005 (177/34)
- 5.1 - Andrea Nagy, 2000 (118/23)

Most assists, game

- 12 - Andrea Nagy, vs. Charlotte, June 10, 1999
- 11 - Andrea Nagy, at Cleveland, August 7, 1999
Keisha Anderson, at Charlotte, July 26, 2000
Annie Burgess, at Connecticut, June 13, 2003
Temeka Johnson, vs. New York, June 1, 2005
Nikki Teasley, vs. Houston, June 6, 2006
Nikki Teasley, vs. San Antonio, August 8, 2006
- 10 - By many

Most games, 10+ assists, career

- 4 - Andrea Nagy
- 3 - Temeka Johnson

Nikki Teasley

1 - By many

PERSONAL FOULS

Most personal fouls, career

712 - Murriel Page

690 - Nakia Sanford

590 - Alana Beard

Most personal fouls, season

141 - Nakia Sanford, 2007

138 - Nakia Sanford, 2008

121 - Monique Currie, 2008

Most personal fouls, game

6 - many times

DISQUALIFICATIONS

Most disqualifications, career

11 - Nakia Sanford

10 - Alana Beard

Murriel Page

8 - DeLisha Milton-Jones

Highest percentage, games disqualified, career

(Minimum 100 games)

5.21- Nakia Sanford (11/211)

5.18- Alana Beard (10/193)

3.9 - Murriel Page (10/259)

Lowest percentage, games disqualified, career

(Minimum 100 games)

0.0 - Chamique Holdsclaw (0/162)

Laurie Koehn (0/120)

0.8 - Coco Miller (2/250)

1.4 - Chasity Melvin (2/139)

Most consecutive games without disqualification, career

162 - Chamique Holdsclaw, June 10, 1999-July 28, 2004

126 - Coco Miller, June 10, 2003-August 3, 2006

120 - Laurie Koehn, May 21, 2005-September 14, 2008

Most disqualifications, season

5 - Nakia Sanford, 2007

4 - Murriel Page, 1999

DeLisha Milton-Jones, 2005

Alana Beard, 2006

3 - Nakia Sanford, 2008

Fewest minutes, disqualified, game

8 - Asjha Jones, at Portland, June 28, 2002

9 - Heidi Burge, at Phoenix, June 15, 1998

Nakia Sanford, at New York, May 24, 2007

10 - Asjha Jones, at Utah, June 4, 2002

STEALS

Most steals, career

364 - Alana Beard

221 - Chamique Holdsclaw

201 - Coco Miller

Highest average, steals per game, career
(Minimum 100 games)

- 1.89 - Alana Beard (364/193)
- 1.36 - Chamique Holdsclaw (221/162)
- 1.18 - Nikki McCray (148/125)

Most steals, season

- 72 - Alana Beard, 2009
- 69 - Alana Beard, 2004
- 64 - Vicky Bullett, 2000
- Alana Beard, 2007

Highest average, steals per game, season (qualifiers)

- 2.32 - Alana Beard, 2009 (72/31)
- 2.10 - Rita Williams, 1998 (63/30)
- 2.03 - Alana Beard, 2004 (69/34)

Most steals, game

- 8 - Chamique Holdsclaw, vs. Indiana, July 20, 2000
- 7 - Rita Williams, vs. Sacramento, July 26, 1998
- Alana Beard, vs. Detroit, July 28, 2004
- Alana Beard, vs. San Antonio, July 28, 2005
- Alana Beard, at Atlanta, July 25, 2008
- 6 - DeLisha Milton-Jones, at Minnesota, July 20, 2007 (ot)
- Alana Beard, at Chicago, June 27, 2009

BLOCKED SHOTS

Most blocked shots, career

- 175 - Murriel Page
- 142 - Vicky Bullett
- 129 - Alana Beard

Highest average, blocked shots per game, career
(Minimum: 100 games)

- 0.68 - Alana Beard (175/259)
- 0.67 - Alana Beard (129/193)
- 0.63 - Chasity Melvin (87/139)

Most blocked shots, season

- 58 - Vicky Bullett, 2001
- 47 - Vicky Bullett, 2000
- 38 - DeLisha Milton-Jones, 2007

Highest average, blocked shots per game, season (qualifiers)

- 1.81 - Vicky Bullett, 2001 (58/32)
- 1.47 - Vicky Bullett, 2000 (47/32)
- 1.16 - Vicky Bullett, 2002 (37/32)

Most blocked shots, game

- 5 - La'Shawn Brown, vs. Sacramento, July 26, 1998
- Vicky Bullett, at Charlotte, July 1, 2000
- Vicky Bullett, vs. Minnesota, July 29, 2000
- Vicky Bullett, at Orlando, July 24, 2001
- DeLisha Milton-Jones, vs. Seattle, July 23, 2006
- Taj McWilliams-Franklin, vs. Sacramento, June 11, 2008
- 4 - By many

TURNOVERS

Most turnovers, career

- 533 - Alana Beard
- 469 - Chamique Holdsclaw

394 - Nikki McCray

Most turnovers, season

125 - Nikki McCray, 1998

121 - DeLisha Milton-Jones, 2007

108 - Chamique Holdsclaw, 1999

Most turnovers, game

11 - Chamique Holdsclaw, vs. Utah, July 8, 1999

10 - Nikki McCray, vs. New York, July 5, 1998 (ot)

9 - Nikki McCray, at Utah, June 13, 1998

DeLisha Milton-Jones, vs. Chicago, August 5, 2007

MYSTICS HIGHS

Points	107	vs. Phoenix	7/1/10
Biggest Win Margin	35 (2x)	vs. New York	5/23/06
1st Quarter	34	At New York	7/30/09
2nd Quarter	33	vs. Phoenix	7/19/06
3rd Quarter	35*	at Charlotte	6/15/06
4th Quarter	37	At New York	8/6/10
First Half	54	At Atlanta	8/22/10
Second Half	65	vs. Phoenix	7/1/10
Field Goals Made	38 (3x)	at Phoenix	6/3/08
Field Goals Attempted	84	at Sacramento	6/25/02
Field Goal Pct. (Game)	.617	at Chicago	6/11/10
3-Point FGs Made	15	vs. Los Angeles	5/26/05
3-Point FGs Attempted	29 (2x)	vs. Los Angeles	5/26/05
3-Point FG Pct.	.800	at Houston	7/13/98
Free Throws Made	42	at Minnesota	7/20/07
Free Throws Attempted	55	at Minnesota	7/20/07
Free Throw Pct.	1.00 (12x)	vs. Los Angeles	6/24/10
Offensive Rebounds	24	At. Indiana	9/6/09
Defensive Rebounds	38	vs. Phoenix	6/20/07
Total Rebounds	51	at Sacramento	6/25/02
Assists	29	vs. Detroit	8/06/03
Steals	19	vs. Seattle	7/20/08
Blocked Shots	10	vs. Detroit	7/28/04

Turnovers	33	at Houston	6/29/98
-----------	----	------------	---------

MYSTICS LOWS

Points	34	at Cleveland	5/31/01
Biggest Loss Margin	45	vs. Houston	8/8/98
1st Quarter	6	at Detroit	7/21/07
2nd Quarter	6 (3x)	At Indiana	8/16/09
3rd Quarter	10 (2x)	vs. Indiana	9/2/08
4th Quarter	4	vs. Sacramento	5/22/07
First Half	13	at Detroit	7/13/07
Second Half	15	at Seattle	7/3/01
Field Goals Made	10	vs. Miami	8/8/01
Field Goals Attempted	39	at Cleveland	6/3/00
Field Goal Pct. (Game)	.196	vs. Miami	8/8/01
3-Point FGs Made	0 (7x)	At Sacramento	8/22/09
3-Point FGs Attempted	2	vs. Minnesota	7/23/04
3-Point FG Pct.	.000 (7x)	At Sacramento	8/22/09
Free Throws Made	2	at Houston	6/27/01
Free Throws Attempted	3	at Houston	6/27/01
Free Throw Pct.	.300	at Phoenix	6/3/08
Offensive Rebounds	1	at Cleveland	6/3/00
Defensive Rebounds	8	at New York	8/13/98
Total Rebounds	17 (3x)	at Charlotte	7/24/04
Assists	5 (3x)	vs. Miami*	7/13/00
Steals	1	vs. Miami	9/13/08
Blocked Shots	0 (21x)	Vs. Minnesota	8/13/10
Turnovers	7 (2x)	vs. San Antonio	6/10/03

OPPONENT HIGHS

Points	110	vs. Houston	8/17/98
Biggest Win Margin	45	vs. Houston	8/17/98
1st Quarter	33	vs. Detroit	7/18/08
2nd Quarter	28 (2x)	at Minnesota	8/30/08
3rd Quarter	33 (2x)	vs. Phoenix	6/24/08
4th Quarter	36 (2x)	vs. Phoenix	7/1/10
First Half	55 (2x)	vs. Detroit	7/18/08
Second Half	58	vs. Phoenix	7/1/10
Field Goals Made	41	vs. Houston	8/17/98
Field Goals Attempted	94	at. Detroit	7/10/99
Field Goal Pct. (Game)	.632	vs. Cleveland	7/21/99
3-Point FGs Made	13 (2x)	at Phoenix	7/2/06
3-Point FGs Attempted	30	vs. Indiana	7/29/03
3-Point FG Pct.	.833	vs. Indiana	7/29/03
Free Throws Made	40	at Los Angeles	8/3/98
Free Throws Attempted	51	at Los Angeles	8/3/98
Free Throw Pct.	1.00 (7x)	Vs. New York	5/25/10
Offensive Rebounds	25	vs. Sacramento	5/22/07
Defensive Rebounds	35 (2x)	vs. Detroit	6/14/03
Total Rebounds	48	at Sacramento	6/5/01
Assists	31	vs. Charlotte	8/19/98
Steals	21	at Houston	6/29/98
Blocked Shots	12	at Atlanta	7/25/08

Turnovers	29	at Minnesota	7/20/07
-----------	----	--------------	---------

OPPONENT LOWS

Points	42 (3x)	as Charlotte	5/21/05
Biggest Loss Margin	35 (2x)	vs. New York	5/23/06
1st Quarter	7	vs. Los Angeles	7/11/09
2nd Quarter	6 (2x)	At Detroit	6/10/09
3rd Quarter	8 (2x)	Vs Chicago	6/19/10
4 th Quarter	6	Vs. Minnesota	8/13/10
First Half	18	at Charlotte	5/21/05
Second Half	19	vs. Indiana	7/8/08
Field Goals Made	14	vs. Cleveland	8/8/99
Field Goals Attempted	48 (2x)	at Charlotte	7/10/04
Field Goal Pct. (Game)	.238	at Connecticut	8/1/03
3-Point FGs Made	0 (8x)	at Chicago	9/9/08
3-Point FGs Attempted	1	vs. Sacramento	7/26/98
3-Point FG Pct.	.000 (6x)	at Chicago	9/9/08
Free Throws Made	2	vs. Phoenix	7/9/02
Free Throws Attempted	2	vs. Phoenix	7/9/02
Free Throw Pct.	.385	vs. Detroit	6/21/98
Offensive Rebounds	3 (5x)	Vs Chicago	6/19/10
Defensive Rebounds	9	at Indiana	5/15/10
Total Rebounds	19 (3x)	Vs Chicago	6/11/10
Assists	3	At Tulsa	7
Steals	0 (3x)	vs. Phoenix	6/22/99
Blocked Shots	0 (5x)	at Charlotte	5/21/05
Turnovers	5	at Houston	6/27/01



OPPONENTS

ATLANTA DREAM

2010 Record: 19-15
2010 Record vs. Dream: 3-1
All-Time Record: WAS leads 8-3

Head Coach: Marynell Meadors
Assistant Coaches: Fred Williams,
Carol Ross, Sue Panek

225 Peachtree Street NW
Peachtree Center
Suite 2400
Atlanta, GA 30303
www.atlantadream.net
Arena: Philips Arena
PR Contact: Tonya Alleyne-404-954-6645

2010 SEASON SERIES (3-1)

WASHINGTON MYSTICS

VS. ATLANTA

	-FIELD GOALS-										-3-POINT FG--				-FREE THROWS-			--REBOUNDS--						
PLAYER	G	GS	MIN	FG	FGA	PCT	FG	FGA	PCT	FT	FTA	PCT	OFF	DEF	TOT	AST	PF	DQ	STL	TO	BLK	PTS	AVG	
Langhorne	4	4	139	32	53	.604	0	1	.000	16	26	.615	14	32	46	6	11	0	6	10	0	80	20.0	
Ajavon	4	0	76	15	33	.455	2	10	.200	15	18	.833	4	8	12	12	9	0	8	6	0	47	11.8	
Currie	4	4	83	11	29	.379	1	7	.143	21	24	.875	8	7	15	6	13	0	6	7	2	44	11.0	
Harding	4	4	138	17	46	.370	0	6	.000	7	10	.700	2	10	12	22	7	0	5	10	1	41	10.3	
Melvin	4	2	100	16	29	.552	0	0	---	7	9	.778	15	12	27	4	12	0	4	4	2	39	9.8	
K. Smith	4	4	124	11	36	.306	5	19	.263	7	10	.700	5	8	13	11	17	0	3	11	0	34	8.5	
Sanford	4	2	69	11	22	.500	0	0	---	5	9	.556	5	11	16	1	10	0	4	8	1	27	6.8	
Coleman	4	0	78	8	24	.333	5	10	.500	1	2	.500	0	14	14	11	11	1	6	5	0	22	5.5	
Monroe	2	0	16	1	6	.167	0	0	---	1	4	.250	0	3	3	1	7	1	1	2	3	3	1.5	
Houts	1	0	2	0	0	---	0	0	---	0	0	---	1	0	1	0	0	0	0	0	0	0	0.0	
MYSTICS	4	-	825	122	278	.439	13	53	.245	80	112	.714	54	105	159	74	97	2	43	69	9	337	84.3	
DREAM	4	-	825	113	281	.402	13	51	.255	78	111	.703	53	92	145	69	90	2	37	68	10	317	79.3	

2010 SEASON SERIES (1-3)

ATLANTA DREAM

VS. WASHINGTON

	-FIELD GOALS-										-3-POINT FG--				--FREE THROWS-			--REBOUNDS--						
PLAYER	G	GS	MIN	FG	FGA	PCT	FG	FGA	PCT	FT	FTA	PCT	OFF	DEF	TOT	AST	PF	DQ	STL	TO	BLK	PTS	AVG	
McCoughtry	4	4	133	29	67	.433	5	13	.385	32	36	.889	8	5	13	6	17	0	12	10	0	95	23.8	
Castro Marques	4	4	133	21	57	.368	4	18	.222	13	17	.765	1	7	8	16	9	0	6	13	0	59	14.8	
Lyttle	4	4	138	20	44	.455	0	0	---	9	15	.600	14	31	45	11	16	1	8	7	2	49	12.3	
de Souza	4	4	104	22	40	.550	0	0	---	4	8	.500	13	14	27	3	11	0	2	9	3	48	12.0	
Price	4	0	70	7	24	.292	0	1	.000	8	19	.421	9	7	16	3	8	0	3	5	0	22	5.5	
C. Miller	3	0	32	5	13	.385	2	5	.400	4	4	1.000	3	2	5	1	4	0	0	4	0	16	5.3	
Bales	4	0	56	4	9	.444	0	0	---	5	5	1.000	1	10	11	2	5	0	0	2	4	13	3.3	
Lehning	3	3	69	2	8	.250	1	4	.250	1	4	.250	3	8	11	15	11	1	1	7	1	6	2.0	
K. Miller	3	1	60	2	12	.167	1	8	.125	0	0	---	0	5	5	11	1	0	4	3	0	5	1.7	
Leuchanka	4	0	23	1	3	.333	0	0	---	2	3	.667	1	3	4	1	7	0	1	7	0	4	1.0	
Raven	2	0	7	0	4	.000	0	2	.000	0	0	---	0	0	0	0	1	0	0	1	0	0	0.0	
DREAM	4	-	825	113	281	.402	13	51	.255	78	111	.703	53	92	145	69	90	2	37	68	10	317	79.3	
MYSTICS	4	-	825	122	278	.439	13	53	.245	80	112	.714	54	105	159	74	97	2	43	69	9	337	84.3	

CHICAGO SKY

2010 Record: 14-20
2010 Record vs. Sky: 2-2
All-Time Record: WAS leads 11-7

Head Coach: Steven Key
Assistant Coaches: Stephanie White,
Michael Mitchell

20 W. Kinzie Street
Suite 1010
Chicago, IL 60654
www.chicagosky.net

Arena: UIC Pavilion
PR Contact: Matt Kurnick - 312-828-9550

2010 SEASON SERIES (2-2)

WASHINGTON MYSTICS

VS. CHICAGO

PLAYER	G	GS	MIN	-FIELD GOALS-			-3-POINT FG--			-FREE THROWS-			--REBOUNDS--			AST	PF	DQ	STL	TO	BLK	PTS	AVG
				FG	FGA	PCT	FG	FGA	PCT	FT	FTA	PCT	OFF	DEF	TOT								
Harding	4	4	149	20	45	.444	5	13	.385	7	16	.438	2	12	14	20	5	0	9	13	1	52	13.0
Langhorne	4	4	142	22	39	.564	0	0	---	8	9	.889	12	28	40	5	11	0	1	14	0	52	13.0
Currie	4	4	113	13	37	.351	5	12	.417	14	17	.824	10	18	28	10	14	0	5	13	1	45	11.3
Ajavon	4	0	76	14	37	.378	2	12	.167	6	8	.750	1	7	8	4	8	0	8	5	0	36	9.0
K. Smith	4	4	118	14	40	.350	6	21	.286	2	4	.500	2	5	7	9	10	0	3	7	0	36	9.0
Sanford	4	4	91	12	24	.500	0	0	---	4	6	.667	8	13	21	3	18	1	3	7	2	28	7.0
Coleman	4	0	46	6	14	.429	4	8	.500	5	6	.833	1	5	6	5	2	0	4	2	0	21	5.3
Melvin	4	0	63	6	12	.500	0	0	---	6	6	1.000	3	8	11	1	9	0	2	3	0	18	4.5
Houts	4	0	15	1	2	.500	1	2	.500	0	0	---	0	1	1	0	2	0	1	3	0	3	0.8
Monroe	2	0	11	0	1	.000	0	0	---	0	0	---	1	1	2	0	1	0	0	0	0	0	0.0
MYSTICS	4	-	825	108	251	.430	23	68	.338	52	72	.722	40	98	138	57	80	1	36	74	4	291	72.8
SKY	4	-	825	102	226	.451	14	50	.280	61	76	.803	18	81	99	63	73	1	32	63	19	279	69.8

2010 SEASON SERIES (2-2)

CHICAGO SKY

VS. WASHINGTON

PLAYER	G	GS	MIN	-FIELD GOALS-			-3-POINT FG--			-FREE THROWS-			--REBOUNDS--			AST	PF	DQ	STL	TO	BLK	PTS	AVG
				FG	FGA	PCT	FG	FGA	PCT	FT	FTA	PCT	OFF	DEF	TOT								
Fowles	4	4	132	27	42	.643	0	0	---	15	18	.833	3	31	34	4	13	0	4	11	13	69	17.3
Perkins	4	4	135	24	49	.490	5	12	.417	6	7	.857	2	5	7	14	7	0	11	6	0	59	14.8
Canty	4	4	114	16	33	.485	0	2	.000	15	19	.789	4	6	10	12	11	1	4	10	1	47	11.8
Prince	4	0	76	7	26	.269	1	6	.167	15	16	.938	0	5	5	6	5	0	3	5	1	30	7.5
Kraayeveld	4	3	111	9	21	.429	3	12	.250	2	2	1.000	3	9	12	9	2	0	4	10	3	23	5.8
Thorn	4	0	96	6	19	.316	4	11	.364	4	4	1.000	0	8	8	11	6	0	3	7	0	20	5.0
Young	4	3	78	7	22	.318	1	5	.200	3	7	.429	2	8	10	3	11	0	1	4	0	18	4.5
Bass	4	1	45	5	9	.556	0	0	---	1	1	1.000	4	3	7	2	6	0	1	4	1	11	2.8
Irvin	3	0	23	1	4	.250	0	1	.000	0	2	.000	0	3	3	2	7	0	1	3	0	2	0.7
Christon	1	1	4	0	0	---	0	0	---	0	0	---	0	0	0	0	2	0	0	1	0	0	0.0
Olajuwon	1	0	4	0	0	---	0	0	---	0	0	---	0	0	0	0	0	0	0	0	0	0	0.0
Thomas	1	0	7	0	1	.000	0	1	.000	0	0	---	0	3	3	0	3	0	0	2	0	0	0.0
SKY	4	-	825	102	226	.451	14	50	.280	61	76	.803	18	81	99	63	73	1	32	63	19	279	69.8
MYSTICS	4	-	825	108	251	.430	23	68	.338	52	72	.722	40	98	138	57	80	1	36	74	4	291	72.8

CONNECTICUT SUN

2010 Record: 17-17
2010 Record vs. Sun: 2-3
All-Time Record: CON leads 20-9

Head Coach: Mike Thibault
Assistant Coaches: Scott Hawk,
Bernadette Mattox

1 Mohegan Sun Boulevard
Uncasville, CT 06382
www.connecticutsun.com

Arena: Mohegan Sun
PR Contact: Bill Tavares - 860-862-4073

2010 SEASON SERIES (2-3)

WASHINGTON MYSTICS

VS. CONNECTICUT

PLAYER	G	GS	MIN	-FIELD GOALS-			-3-POINT			FG--			-FREE THROWS-			--REBOUNDS--			AST	PF	DQ	STL	TO	BLK	PTS	AVG
				FG	FGA	PCT	FG	FGA	PCT	FT	FTA	PCT	OFF	DEF	TOT											
Langhorne	5	5	161	38	66	.576	0	0	---	17	20	.850	13	34	47	4	13	0	5	12	0	93	18.6			
Currie	5	5	138	23	56	.411	7	13	.538	16	21	.762	6	24	30	8	18	2	6	15	2	69	13.8			
Coleman	5	1	118	17	40	.425	7	19	.368	3	3	1.000	7	8	15	10	8	0	2	10	2	44	8.8			
Harding	5	5	150	18	43	.419	0	3	.000	7	7	1.000	2	9	11	24	12	0	7	13	2	43	8.6			
K. Smith	4	4	124	10	33	.303	4	19	.211	7	9	.778	1	12	13	10	12	0	3	5	1	31	7.8			
Sanford	5	3	87	10	21	.476	0	0	---	4	6	.667	7	15	22	0	12	0	2	6	1	24	4.8			
Melvin	5	2	90	10	23	.435	0	0	---	1	3	.333	8	8	16	6	8	0	5	2	2	21	4.2			
Monroe	4	0	36	6	10	.600	0	0	---	3	4	.750	2	5	7	0	9	0	1	2	3	15	3.8			
Ajavon	5	0	73	8	22	.364	0	6	.000	2	5	.400	0	6	6	7	10	0	5	8	0	18	3.6			
Houts	4	0	23	1	5	.200	1	4	.250	2	2	1.000	0	2	2	0	3	0	2	1	0	5	1.3			
MYSTICS	5	-	1000	141	319	.442	19	64	.297	62	80	.775	46	123	169	69	105	2	38	84	13	363	72.6			
SUN	5	-	1000	132	316	.418	29	86	.337	90	117	.769	49	113	162	85	88	0	35	69	21	383	76.6			

2010 SEASON SERIES (3-2)

CONNECTICUT SUN

VS. WASHINGTON

PLAYER	G	GS	MIN	-FIELD GOALS-			-3-POINT			FG--			-FREE THROWS-			--REBOUNDS--			AST	PF	DQ	STL	TO	BLK	PTS	AVG
				FG	FGA	PCT	FG	FGA	PCT	FT	FTA	PCT	OFF	DEF	TOT											
Jones	4	3	102	22	55	.400	1	4	.250	12	13	.923	9	7	16	5	9	0	2	5	3	57	14.3			
Charles	5	5	166	23	51	.451	0	0	---	24	33	.727	20	35	55	8	11	0	4	11	12	70	14.0			
Jekabsone-Zogota	2	2	46	6	16	.375	3	10	.300	8	8	1.000	0	4	4	5	5	0	1	5	2	23	11.5			
Montgomery	5	4	140	19	54	.352	9	26	.346	8	9	.889	0	10	10	19	8	0	6	14	0	55	11.0			
Lawson	5	5	148	17	43	.395	6	20	.300	7	8	.875	1	10	11	19	9	0	3	6	0	47	9.4			
White	5	1	122	13	32	.406	7	14	.500	10	13	.769	1	14	15	14	13	0	6	9	0	43	8.6			
Gruda	3	0	45	7	10	.700	0	0	---	10	14	.714	2	5	7	0	11	0	2	4	1	24	8.0			
Griffin	5	5	110	12	23	.522	2	6	.333	5	10	.500	7	18	25	4	12	0	5	6	2	31	6.2			
Hightower	3	0	33	5	13	.385	0	3	.000	3	4	.750	1	2	3	0	2	0	2	0	0	13	4.3			
Walker	4	0	47	5	13	.385	0	1	.000	1	3	.333	4	3	7	3	5	0	1	6	0	11	2.8			
Gardin	4	0	41	3	6	.500	1	2	.500	2	2	1.000	4	5	9	8	3	0	3	1	1	9	2.3			
SUN	5	-	1000	132	316	.418	29	86	.337	90	117	.769	49	113	162	85	88	0	35	69	21	383	76.6			
MYSTICS	5	-	1000	141	319	.442	19	64	.297	62	80	.775	46	123	169	69	105	2	38	84	13	363	72.6			

INDIANA FEVER

2010 Record: 21-13
2010 Record vs. Fever: 3-1
All-Time Record: IND leads 29-14

Head Coach: Linn Dunn
Assistant Coaches: Gary
Kloppenburg, Jim Lewis

125 S. Pennsylvania Street
Indianapolis, IN 46204
www.wnba.com/fever

Arena: Conseco Fieldhouse
PR Contact: Kevin Messenger - 317-917-2844
Tim Edwards - 317-917-2853

2010 SEASON SERIES (3-1)

WASHINGTON MYSTICS

VS. INDIANA

PLAYER	G	GS	MIN	-FIELD GOALS-			-3-POINT			FG--			-FREE THROWS-			--REBOUNDS--			AST	PF	DQ	STL	TO	BLK	PTS	AVG
				FG	FGA	PCT	FG	FGA	PCT	FT	FTA	PCT	OFF	DEF	TOT											
Langhorne	4	4	146	23	36	.639	0	2	.000	11	14	.786	9	33	42	1	7	0	3	12	1	57	14.3			
K. Smith	4	4	122	16	34	.471	9	17	.529	12	16	.750	3	10	13	10	10	0	2	12	2	53	13.3			
Harding	4	4	132	18	46	.391	2	5	.400	12	12	1.000	3	12	15	10	10	0	6	14	1	50	12.5			
Currie	4	4	104	13	37	.351	4	11	.364	15	16	.938	5	20	25	4	11	0	6	13	3	45	11.3			
Sanford	4	3	88	12	20	.600	0	0	---	11	12	.917	9	11	20	12	14	0	4	16	3	35	8.8			
Coleman	4	0	82	7	14	.500	2	5	.400	6	9	.667	3	8	11	0	9	0	4	4	3	22	5.5			
Ajvon	4	0	52	6	20	.300	0	1	.000	3	6	.500	2	0	2	5	10	0	2	5	0	15	3.8			
Melvin	4	1	74	4	13	.308	0	0	---	5	8	.625	10	11	21	3	9	0	2	8	1	13	3.3			
MYSTICS	4	-	800	99	220	.450	17	41	.415	75	93	.806	44	105	149	45	80	0	29	92	14	290	72.5			
FEVER	4	-	800	100	250	.400	22	69	.319	59	80	.738	35	57	92	66	94	1	42	56	21	281	70.3			

2010 SEASON SERIES (1-3)

INDIANA FEVER

VS. WASHINGTON

				-FIELD GOALS-			-3-POINT			FG--			-FREE THROWS-			--REBOUNDS--										
PLAYER	G	GS	MIN	FG	FGA	PCT	FG	FGA	PCT	FT	FTA	PCT	OFF	DEF	TOT	AST	PF	DQ	STL	TO	BLK	PTS	AVG			
Catchings	4	4	118	21	47	.447	5	13	.385	10	16	.625	6	12	18	16	17	1	7	7	4	57	14.3			
Douglas	4	4	124	20	46	.435	7	17	.412	5	7	.714	1	8	9	10	7	0	5	6	1	52	13.0			
Murphy	1	0	20	3	12	.250	1	5	.200	2	4	.500	2	1	3	1	2	0	1	3	0	9	9.0			
January	4	3	100	5	30	.167	3	9	.333	21	24	.875	5	5	10	17	7	0	5	10	1	34	8.5			
Sutton-Brown	4	4	109	15	24	.625	0	0	---	4	9	.444	9	8	17	3	9	0	5	6	9	34	8.5			
Hoffman	4	4	110	14	38	.368	2	10	.200	3	3	1.000	5	9	14	5	16	0	7	8	0	33	8.3			
Davenport	4	0	47	9	15	.600	0	2	.000	6	7	.857	5	3	8	3	8	0	2	2	2	24	6.0			
Zellous (TOT)	2	0	19	2	5	.400	0	0	---	5	6	.833	2	0	2	2	3	0	2	0	1	9	4.5			
Zellous (IND)	2	0	19	2	5	.400	0	0	---	5	6	.833	2	0	2	2	3	0	2	0	1	9	4.5			
Quigley	1	0	5	2	2	1.000	0	0	---	0	0	---	0	0	0	1	1	0	2	2	0	4	4.0			
Bevilaqua	4	1	73	5	13	.385	4	8	.500	1	2	.500	0	4	4	6	8	0	5	3	3	15	3.8			
Cheek	1	0	10	0	0	---	0	0	---	2	2	1.000	0	1	1	0	5	0	0	2	0	2	2.0			
Moore	4	0	43	4	13	.308	0	1	.000	0	0	---	0	5	5	0	9	0	1	1	0	8	2.0			
Morris	3	0	22	0	5	.000	0	4	.000	0	0	---	0	1	1	2	2	0	0	3	0	0	0.0			
FEVER	4	-	800	100	250	.400	22	69	.319	59	80	.738	35	57	92	66	94	1	42	56	21	281	70.3			
MYSTICS	4	-	800	99	220	.450	17	41	.415	75	93	.806	44	105	149	45	80	0	29	92	14	290	72.5			

NEW YORK LIBERTY

2010 Record: 22-12
2010 Record vs. Liberty: 3-2
All-Time Record: NY leads 32-20

Head Coach: Anne Donovan
Assistant Coaches: Laurie Byrd,

Two Pennsylvania Plaza 14th Floor
New York, NY 10121
www.nyliberty.com

Arena: Madison Square Garden
PR Contact: Casey Sherman – 212-465-6208

2010 SEASON SERIES (3-2)

WASHINGTON MYSTICS

VS. NEW YORK

	-FIELD GOALS-						-3-POINT			FG--			-FREE THROWS-			--REBOUNDS--													
PLAYER	G	GS	MIN	FG	FGA	PCT	FG	FGA	PCT	FT	FTA	PCT	OFF	DEF	TOT	AST	PF	DQ	STL	TO	BLK	PTS	AVG						
Currie	5	5	132	25	49	.510	4	9	.444	28	33	.848	4	13	17	8	20	0	12	13	1	82	16.4						
Harding	5	5	159	25	49	.510	2	5	.400	13	19	.684	3	10	13	11	11	0	4	17	1	65	13.0						
Ajavon	5	0	79	19	36	.528	4	8	.500	18	22	.818	4	5	9	6	9	0	8	10	0	60	12.0						
Langhorne	5	5	168	23	45	.511	0	1	.000	13	16	.813	11	31	42	5	10	0	3	10	4	59	11.8						
K. Smith	5	5	149	13	31	.419	6	13	.462	1	2	.500	0	8	8	9	13	0	9	3	1	33	6.6						
Coleman	5	0	103	10	27	.370	5	16	.313	4	5	.800	5	12	17	6	5	0	4	4	1	29	5.8						
Sanford	5	3	74	8	18	.444	0	0	---	5	10	.500	3	7	10	1	11	0	5	8	0	21	4.2						
Melvin	5	2	86	8	22	.364	0	0	---	0	0	---	6	9	15	1	10	0	2	6	6	16	3.2						
Monroe	4	0	34	5	6	.833	0	0	---	1	2	.500	1	3	4	1	0	0	2	0	1	11	2.8						
Houts	4	0	18	1	2	.500	0	1	.000	0	0	---	0	0	0	3	1	0	0	1	0	2	0.5						
MYSTICS	5	-	1000	137	285	.481	21	53	.396	83	109	.761	37	98	135	51	90	0	49	80	15	378	75.6						
LIBERTY	5	-	1000	132	285	.463	26	60	.433	70	86	.814	41	92	133	79	97	0	38	89	14	360	72.0						

2010 SEASON SERIES (2-3)

NEW YORK LIBERTY

VS. WASHINGTON

PLAYER				-FIELD GOALS-			-3-POINT			FG--			-FREE THROWS-			--REBOUNDS--			AST	PF	DQ	STL	TO	BLK	PTS	AVG
	G	GS	MIN	FG	FGA	PCT	FG	FGA	PCT	FT	FTA	PCT	OFF	DEF	TOT											
Pondexter	5	5	173	32	63	.508	8	15	.533	30	34	.882	5	11	16	25	14	0	6	18	0	102	20.4			
McCarville	5	5	153	23	48	.479	0	2	.000	4	4	1.000	9	25	34	5	15	0	3	15	7	50	10.0			
McWilliams-Frank	5	5	142	18	34	.529	0	2	.000	13	14	.929	9	13	22	11	11	0	8	8	1	49	9.8			
Powell	5	5	151	13	40	.325	8	19	.421	8	9	.889	5	12	17	13	15	0	4	7	2	42	8.4			
Jackson	2	0	32	7	10	.700	0	0	---	2	4	.500	3	7	10	2	4	0	1	3	1	16	8.0			
Mitchell	5	5	144	12	34	.353	8	17	.471	4	5	.800	6	8	14	14	11	0	11	8	0	36	7.2			
Pierson (TOT)	3	0	45	6	17	.353	0	0	---	3	5	.600	3	4	7	2	11	0	0	7	1	15	5.0			
Pierson (NY)	3	0	45	6	17	.353	0	0	---	3	5	.600	3	4	7	2	11	0	0	7	1	15	5.0			
Greene	4	0	60	9	14	.643	1	2	.500	0	0	---	1	7	8	3	5	0	1	10	1	19	4.8			
Carson	5	0	44	9	20	.450	1	3	.333	2	2	1.000	0	2	2	0	3	0	3	4	0	21	4.2			
Blue	3	0	13	2	2	1.000	0	0	---	1	3	.333	0	1	1	3	2	0	0	2	0	5	1.7			
Vaughn	4	0	26	1	3	.333	0	0	---	3	6	.500	0	2	2	1	4	0	0	0	1	5	1.3			
Spencer	4	0	17	0	0	---	0	0	---	0	0	---	0	0	0	0	2	0	1	3	0	0	0.0			
LIBERTY	5	-	1000	132	285	.463	26	60	.433	70	86	.814	41	92	133	79	97	0	38	89	14	360	72.0			
MYSTICS	5	-	1000	137	285	.481	21	53	.396	83	109	.761	37	98	135	51	90	0	49	80	15	378	75.6			

LOS ANGELES SPARKS

2010 Record: 13-21
2010 Record vs. Sparks: 1-1
All-Time Record: LAS leads 17-8

Head Coach: Jennifer Gillom
Assistant Coach: Steve Smith

888 S. Figueroa Street
Suite 2010
Los Angeles, CA 90017

Arena: Staples Center
PR Contact: Alayne Ingram-213-929-1325

2010 SEASON SERIES (1-1)

WASHINGTON MYSTICS

VS. LOS ANGELES

PLAYER	G	GS	MIN	FG	FGA	PCT	-FIELD GOALS-				-3-POINT FG--			-FREE THROWS-			--REBOUNDS--				PTS	AVG	
							FG	FGA	PCT	FT	FTA	PCT	OFF	DEF	TOT	AST	PF	DQ	STL	TO			BLK
Langhorne	2	2	69	15	24	.625	1	1	1.000	9	10	.900	7	17	24	0	1	0	5	6	0	40	20.0
Harding	2	2	68	11	25	.440	1	4	.250	4	4	1.000	1	4	5	12	2	0	2	3	0	27	13.5
Currie	2	2	50	8	23	.348	0	2	.000	3	4	.750	1	7	8	2	8	0	3	0	0	19	9.5
Melvin	2	0	37	8	18	.444	0	0	---	0	0	---	5	7	12	1	2	0	1	0	1	16	8.0
K. Smith	2	2	66	5	12	.417	3	6	.500	2	2	1.000	1	0	1	2	6	0	0	6	0	15	7.5
Monroe	1	0	9	2	3	.667	0	1	.000	1	2	.500	0	0	0	0	1	0	1	1	1	5	5.0
Sanford	2	2	44	4	13	.308	0	0	---	2	4	.500	4	5	9	1	8	0	2	5	0	10	5.0
Coleman	2	0	30	2	10	.200	0	3	.000	2	2	1.000	0	2	2	3	5	0	2	1	0	6	3.0
Houts	1	0	10	1	1	1.000	1	1	1.000	0	0	---	1	1	2	2	0	0	1	1	0	3	3.0
Ajavon	2	0	17	0	6	.000	0	1	.000	2	2	1.000	1	1	2	2	2	0	2	1	0	2	1.0
MYSTICS	2	-	400	56	135	.415	6	19	.316	25	30	.833	21	44	65	25	35	0	19	24	2	143	71.5
SPARKS	2	-	400	51	118	.432	8	23	.348	24	30	.800	12	43	55	29	29	0	12	32	10	134	67.0

2010 SEASON SERIES (1-1)

LOS ANGELES SPARKS

VS. WASHINGTON

PLAYER	G	GS	MIN	FG	FGA	PCT	FG	-FIELD GOALS-			-3-POINT FG--			-FREE THROWS-			--REBOUNDS--			TO	BLK	PTS	AVG
								FGB	PCT	FT	FTA	PCT	OFF	DEF	TOT	AST	PF	DQ	STL				
Parker	1	1	40	11	21	.524	0	2	.000	8	9	.889	1	9	10	5	1	0	2	3	4	30	30.0
Milton-Jones	2	2	49	9	18	.500	0	1	.000	5	6	.833	1	6	7	2	9	0	0	5	1	23	11.5
Thompson	2	2	65	9	22	.409	3	8	.375	0	0	---	3	7	10	4	3	0	2	4	2	21	10.5
Ferdinand-Harris	1	1	32	4	11	.364	0	1	.000	1	1	1.000	1	2	3	0	1	0	1	1	0	9	9.0
Toliver	2	0	42	6	13	.462	4	8	.500	2	4	.500	0	2	2	0	2	0	3	2	0	18	9.0
Wisdom-Hylton	2	0	41	6	10	.600	0	0	---	0	0	---	4	3	7	2	6	0	3	1	1	12	6.0
Quinn	2	2	69	3	13	.231	1	3	.333	4	6	.667	2	8	10	6	3	0	0	4	1	11	5.5
Penicheiro	2	2	50	3	8	.375	0	0	---	2	2	1.000	0	4	4	9	4	0	1	9	0	8	4.0
Lennox	1	0	4	0	1	.000	0	0	---	2	2	1.000	0	0	0	1	0	0	0	0	0	2	2.0
Mokango	1	0	4	0	0	---	0	0	---	0	0	---	0	2	2	0	0	0	0	0	1	0	0.0
Riley	1	0	2	0	0	---	0	0	---	0	0	---	0	0	0	0	0	0	0	2	0	0	0.0
Stansbury	1	0	3	0	1	.000	0	0	---	0	0	---	0	0	0	0	0	0	0	0	0	0	0.0
SPARKS	2	-	400	51	118	.432	8	23	.348	24	30	.800	12	43	55	29	29	0	12	32	10	134	67.0
MYSTICS	2	-	400	56	135	.415	6	19	.316	25	30	.833	21	44	65	25	35	0	19	24	2	143	71.5

MINNESOTA LYNX

2010 Record: 13-21

2010 Record vs. Lynx: 2-0

All-Time Record: WAS leads 11-10

Head Coach: Cheryl Reeve

Assistant Coaches: Jim Petersen

600 First Avenue North

Minneapolis, MN 55403

www.lynxbasketball.com

Arena: Target Center

PR Contact: Aaron Seehusen- 612-673-1600

2010 SEASON SERIES (2-0)

WASHINGTON MYSTICS

VS. MINNESOTA

PLAYER	G	GS	MIN	FG	FGA	PCT	FG	FGA	PCT	FT	FTA	PCT	OFF	DEF	TOT	AST	PF	DQ	STL	TO	BLK	PTS	AVG
Currie	2	2	56	9	20	.450	1	5	.200	12	12	1.000	2	10	12	3	4	0	3	7	0	31	15.5
Harding	2	2	71	12	21	.571	1	3	.333	4	6	.667	0	5	5	7	3	0	1	6	0	29	14.5
Langhorne	2	2	66	11	23	.478	0	0	---	6	10	.600	7	16	23	4	4	0	1	4	0	28	14.0
K. Smith	2	2	64	9	23	.391	6	16	.375	3	3	1.000	0	4	4	7	7	0	0	4	0	27	13.5
Coleman	2	0	50	5	14	.357	4	9	.444	3	4	.750	2	8	10	1	3	0	0	5	1	17	8.5
Melvin	2	1	43	3	11	.273	0	0	---	3	5	.600	6	7	13	0	5	0	0	5	0	9	4.5
Sanford	2	1	28	2	3	.667	0	0	---	1	2	.500	2	7	9	0	8	0	0	6	0	5	2.5
Ajavon	2	0	18	1	6	.167	0	1	.000	0	0	---	1	1	2	1	2	0	0	2	0	2	1.0
Houts	1	0	2	0	0	---	0	0	---	0	0	---	0	0	0	1	0	0	0	0	0	0	0.0
Monroe	1	0	3	0	1	.000	0	0	---	0	0	---	0	0	0	0	1	0	0	1	0	0	0.0
MYSTICS	2	-	400	52	122	.426	12	34	.353	32	42	.762	20	58	78	24	37	0	5	40	1	148	74.0
LYNX	2	-	400	52	146	.356	6	38	.158	24	28	.857	19	41	60	28	44	1	18	27	10	134	67.0

2010 SEASON SERIES (0-2)

MINNESOTA LYNX

VS. WASHINGTON

PLAYER	G	GS	MIN	FG	FGA	PCT	FG	FGA	PCT	FT	FTA	PCT	OFF	DEF	TOT	AST	PF	DQ	STL	TO	BLK	PTS	AVG
McCants	1	0	29	6	15	.400	2	9	.222	4	4	1.000	0	2	2	2	2	0	0	1	0	18	18.0
Whalen	2	2	69	10	26	.385	1	6	.167	4	4	1.000	1	8	9	12	4	0	6	2	1	25	12.5
Anosike	2	2	62	6	14	.429	0	0	---	9	10	.900	5	6	11	1	7	0	4	7	2	21	10.5
Houston	2	1	47	9	23	.391	1	9	.111	2	2	1.000	3	8	11	2	6	0	4	5	2	21	10.5
Wright	2	2	58	8	26	.308	2	7	.286	0	1	.000	1	6	7	2	11	1	1	5	1	18	9.0
Augustus	1	1	30	4	12	.333	0	1	.000	0	0	---	0	2	2	1	2	0	0	0	0	8	8.0
Maiga-Ba	2	1	38	6	12	.500	0	0	---	1	1	1.000	2	2	4	3	2	0	1	3	2	13	6.5
Hollingsworth	1	0	14	2	3	.667	0	0	---	1	2	.500	2	1	3	1	5	0	0	1	0	5	5.0
Brunson	1	1	29	1	7	.143	0	0	---	1	2	.500	5	5	10	1	1	0	0	2	2	3	3.0
Hornbuckle (TOT)	2	1	22	0	7	.000	0	2	.000	2	2	1.000	0	3	3	0	5	0	3	4	1	2	1.0
Hornbuckle (MIN)	1	0	7	0	3	.000	0	2	.000	2	2	1.000	0	0	0	0	0	0	2	0	0	2	2.0
Mann	1	0	5	0	3	.000	0	2	.000	0	0	---	0	0	0	0	0	0	0	0	0	0	0.0
Marginean	1	0	2	0	0	---	0	0	---	0	0	---	0	0	0	1	1	0	0	0	0	0	0.0
Martinez	1	0	10	0	2	.000	0	2	.000	0	0	---	0	1	1	2	3	0	0	1	0	0	0.0
LYNX	2	-	400	52	146	.356	6	38	.158	24	28	.857	19	41	60	28	44	1	18	27	10	134	67.0
MYSTICS	2	-	400	52	122	.426	12	34	.353	32	42	.762	20	58	78	24	37	0	5	40	1	148	74.0

PHOENIX MERCURY

2010 Record: 15-19
2010 Record vs. Mercury: 2-0
All-Time Record: PHO leads 14-10

Head Coach: Corey Gaines
Assistant Coaches: Julie Hairgrove,
Bridget Pettis

201 E. Jefferson Street
Phoenix, AZ 85004
www.phoenixmercury.com

Arena: America West Arena
PR Contact: Eric Barkyoub - 602-514-
8344

2010 SEASON SERIES (2-0)

WASHINGTON MYSTICS

VS. PHOENIX

PLAYER				-FIELD GOALS-							-3-POINT FG--			-FREE THROWS-			--REBOUNDS--			TO	BLK	PTS	AVG
	G	GS	MIN	FG	FGA	PCT	FG	FGA	PCT	FT	FTA	PCT	OFF	DEF	TOT	AST	PF	DQ	STL				
Langhorne	2	2	73	20	28	.714	0	0	---	12	14	.857	7	12	19	5	3	0	3	4	0	52	26.0
Harding	2	2	71	13	21	.619	0	2	.000	11	14	.786	2	4	6	8	6	0	6	3	0	37	18.5
K. Smith	2	2	65	9	18	.500	6	13	.462	8	8	1.000	1	4	5	10	3	0	1	2	0	32	16.0
Currie	2	2	48	9	20	.450	5	9	.556	5	5	1.000	3	5	8	4	9	0	2	6	1	28	14.0
Sanford	2	2	35	8	17	.471	0	0	---	5	9	.556	3	6	9	2	4	0	1	2	0	21	10.5
Coleman	2	0	34	6	10	.600	4	7	.571	1	2	.500	0	5	5	4	5	0	0	0	2	17	8.5
Melvin	2	0	39	6	15	.400	0	0	---	0	0	---	2	9	11	1	6	0	1	3	1	12	6.0
Ajavon	2	0	27	1	6	.167	0	2	.000	1	2	.500	0	4	4	4	1	0	1	2	1	3	1.5
Houts	2	0	8	0	2	.000	0	2	.000	0	0	---	0	2	2	1	0	0	0	0	0	0	0.0
MYSTICS	2	-	400	72	137	.526	15	35	.429	43	54	.796	18	51	69	39	37	0	15	24	5	202	101.0
MERCURY	2	-	400	70	137	.511	14	31	.452	35	42	.833	13	44	57	44	43	2	14	29	4	189	94.5

2010 SEASON SERIES (0-2)

PHOENIX MERCURY

VS. WASHINGTON

	-FIELD GOALS-										3-POINT FG--			-FREE THROWS-			--REBOUNDS--						
PLAYER	G	GS	MIN	FG	FGA	PCT	FG	FGA	PCT	FT	FTA	PCT	OFF	DEF	TOT	AST	PF	DQ	STL	TO	BLK	PTS	AVG
Dupree	2	2	69	16	27	.593	0	0	---	5	6	.833	5	13	18	2	7	0	2	3	1	37	18.5
Taylor	2	2	57	8	17	.471	2	4	.500	12	14	.857	1	6	7	11	11	1	4	5	0	30	15.0
Taurasi	2	2	49	10	25	.400	4	10	.400	5	5	1.000	0	4	4	6	6	0	1	3	0	29	14.5
Bonner	2	0	47	10	20	.500	0	3	.000	5	5	1.000	3	5	8	3	2	0	2	5	0	25	12.5
T. Smith	2	2	55	9	17	.529	3	5	.600	1	2	.500	1	10	11	1	7	1	3	3	1	22	11.0
Johnson	2	2	55	8	17	.471	2	5	.400	3	5	.600	2	2	4	13	6	0	1	4	0	21	10.5
Swanier	2	0	22	4	6	.667	3	3	1.000	0	0	---	0	1	1	6	3	0	0	3	1	11	5.5
Ohlde	2	0	25	3	5	.600	0	0	---	4	5	.800	1	0	1	0	0	0	0	1	1	10	5.0
Holmes	1	0	3	1	1	1.000	0	0	---	0	0	---	0	0	0	0	0	0	0	1	0	2	2.0
B. Smith	1	0	7	1	1	1.000	0	0	---	0	0	---	0	3	3	0	1	0	0	0	0	2	2.0
Lilley	1	0	12	0	1	.000	0	1	.000	0	0	---	0	0	0	2	0	0	1	1	0	0	0.0
MERCURY	2	-	400	70	137	.511	14	31	.452	35	42	.833	13	44	57	44	43	2	14	29	4	189	94.5
MYSTICS	2	-	400	72	137	.526	15	35	.429	43	54	.796	18	51	69	39	37	0	15	24	5	202	101.0

SAN ANTONIO SILVER STARS

2010 Record: 14-20
2010 Record vs. Silver Stars: 1-1
All-Time Record: WAS leads 15-10

Head Coach: Sandy Brondello
Assistant Coach: Olaf Lange

One AT&T Center
San Antonio, TX 78219
www.sasilverstars.com

Arena: AT&T Center
PR Contact: Rachel Askin 210-444-5699

2010 SEASON SERIES (1-1)

WASHINGTON MYSTICS

VS. SAN ANTONIO

PLAYER	G	GS	MIN	-FIELD GOALS-			-3-POINT FG--			-FREE THROWS-			--REBOUNDS--					PTS	AVG				
				FG	FGA	PCT	FG	FGA	PCT	FT	FTA	PCT	OFF	DEF	TOT	AST	PF			DQ	STL	TO	BLK
Langhorne	2	2	71	16	23	.696	0	0	---	7	10	.700	8	13	21	5	3	0	1	8	2	39	19.5
Currie	2	2	56	11	20	.550	2	3	.667	11	11	1.000	1	5	6	5	10	0	1	5	1	35	17.5
K. Smith	2	2	63	7	14	.500	4	9	.444	0	0	---	0	2	2	7	4	0	2	1	0	18	9.0
Harding	2	2	66	4	13	.308	0	2	.000	7	8	.875	1	5	6	9	5	0	1	6	0	15	7.5
Coleman	2	0	33	4	7	.571	2	5	.400	0	0	---	1	7	8	1	8	0	1	5	0	10	5.0
Melvin	2	2	40	5	10	.500	0	0	---	0	0	---	2	5	7	1	2	0	3	4	0	10	5.0
Ajavon	2	0	27	1	5	.200	0	1	.000	7	8	.875	1	2	3	1	2	0	0	7	0	9	4.5
Sanford	2	0	24	1	4	.250	0	0	---	7	8	.875	0	4	4	0	5	0	1	2	0	9	4.5
Houts	1	0	18	2	4	.500	0	2	.000	0	0	---	1	2	3	1	2	0	1	0	0	4	4.0
Monroe	1	0	3	1	2	.500	0	0	---	0	0	---	0	0	0	0	0	0	0	0	0	2	2.0
MYSTICS	2	-	400	52	102	.510	8	22	.364	39	45	.867	15	45	60	30	41	0	11	40	3	151	75.5
SILVER STARS	2	-	400	55	110	.500	5	20	.250	30	40	.750	12	31	43	27	40	0	25	25	6	145	72.5

2010 SEASON SERIES (1-1)

SAN ANTONIO SILVER STARS

VS. WASHINGTON

PLAYER				-FIELD GOALS-			-3-POINT FG--			-FREE THROWS-			--REBOUNDS--				PF	DQ	STL	TO	BLK	PTS	AVG
	G	GS	MIN	FG	FGA	PCT	FG	FGA	PCT	FT	FTA	PCT	OFF	DEF	TOT	AST							
Young	2	2	66	17	27	.630	0	1	.000	1	4	.250	1	5	6	1	6	0	9	6	0	35	17.5
Holdsclaw (TOT)	1	1	38	6	12	.500	0	0	---	5	5	1.000	3	8	11	0	4	0	2	2	0	17	17.0
Holdsclaw (SA)	1	1	38	6	12	.500	0	0	---	5	5	1.000	3	8	11	0	4	0	2	2	0	17	17.0
Hammon	2	2	67	6	16	.375	2	5	.400	12	12	1.000	0	4	4	11	5	0	6	2	0	26	13.0
Snow	2	2	42	9	14	.643	0	0	---	0	0	---	1	4	5	2	4	0	1	4	4	18	9.0
Hodges	2	2	54	5	15	.333	0	5	.000	2	4	.500	1	4	5	4	1	0	2	0	0	12	6.0
Appel	2	0	22	4	5	.800	0	0	---	2	3	.667	1	0	1	2	4	0	0	1	1	10	5.0
Lawson-Wade	2	0	45	3	9	.333	1	5	.200	3	4	.750	1	2	3	3	3	0	2	1	0	10	5.0
Quigley (TOT)	1	0	5	2	2	1.000	0	0	---	0	0	---	0	0	0	1	1	0	2	2	0	4	4.0
Darling	2	0	19	1	3	.333	1	2	.500	4	6	.667	0	2	2	2	4	0	2	2	0	7	3.5
Battle	1	0	4	1	1	1.000	0	0	---	0	0	---	1	1	2	0	0	0	0	0	0	2	2.0
Kelly	2	0	27	1	3	.333	1	1	1.000	1	2	.500	1	0	1	1	3	0	0	5	1	4	2.0
Riley	2	1	18	2	5	.400	0	1	.000	0	0	---	2	1	3	1	6	0	1	1	0	4	2.0
SILVER STARS	2	-	400	55	110	.500	5	20	.250	30	40	.750	12	31	43	27	40	0	25	25	6	145	72.5
MYSTICS	2	-	400	52	102	.510	8	22	.364	39	45	.867	15	45	60	30	41	0	11	40	3	151	75.5

SEATTLE STORM

2010 Record: 28-6
2010 Record vs. Storm: 1-1
All-Time Record: SEA leads 10-9

Head Coach: Brian Agler
Assistant Coach: Nancy Darsch

3421 Thorndyke Ave. W.
Seattle, WA 98119
www.storm.wnba.com

Arena: Key Arena
PR Contact: Jennifer Carroll-206-272-2704

2010 SEASON SERIES (1-1)

WASHINGTON MYSTICS

VS. SEATTLE

PLAYER	G	GS	MIN	-FIELD GOALS-			-3-POINT		FG--		-FREE THROWS-			--REBOUNDS--			AST	PF	DQ	STL	TO	BLK	PTS	AVG
				FG	FGA	PCT	FG	FGA	PCT	FT	FTA	PCT	OFF	DEF	TOT									
Currie	2	2	55	16	27	.593	7	10	.700	10	11	.909	0	7	7	3	6	0	4	6	2	49	24.5	
Langhorne	2	2	72	10	18	.556	0	1	.000	9	11	.818	4	7	11	3	7	0	0	6	0	29	14.5	
Harding	2	2	69	11	26	.423	1	2	.500	5	6	.833	0	7	7	6	5	0	3	4	0	28	14.0	
Coleman	2	0	40	5	9	.556	4	7	.571	0	0	---	1	3	4	1	7	0	0	2	1	14	7.0	
K. Smith	2	2	61	6	12	.500	2	5	.400	0	0	---	0	2	2	4	7	0	1	0	1	14	7.0	
Melvin	2	1	47	4	8	.500	0	0	---	3	5	.600	5	5	10	3	5	0	3	2	3	11	5.5	
Sanford	2	1	34	2	8	.250	0	0	---	5	5	1.000	3	5	8	3	4	0	1	5	1	9	4.5	
Ajavon	2	0	17	0	8	.000	0	3	.000	2	2	1.000	1	1	2	0	1	0	0	0	1	2	1.0	
Monroe	2	0	6	0	2	.000	0	0	---	0	0	---	0	0	0	1	1	0	0	0	0	0	0.0	
MYSTICS	2	-	400	54	118	.458	14	28	.500	34	40	.850	14	37	51	24	43	0	12	26	9	156	78.0	
STORM	2	-	400	51	109	.468	15	33	.455	36	43	.837	16	39	55	39	45	0	10	32	6	153	76.5	

2010 SEASON SERIES (1-1)

SEATTLE STORM

VS. WASHINGTON

PLAYER	G	GS	MIN	-FIELD GOALS-			-3-POINT			FG--			-FREE THROWS-			--REBOUNDS--			AST	PF	DQ	STL	TO	BLK	PTS	AVG
				FG	FGA	PCT	FG	FGA	PCT	FT	FTA	PCT	OFF	DEF	TOT											
Cash	2	2	70	10	21	.476	0	3	.000	9	11	.818	1	5	6	4	7	0	0	8	0	29	14.5			
Bird	2	2	60	8	12	.667	6	6	1.000	6	6	1.000	0	2	2	14	2	0	2	4	1	28	14.0			
Jackson	2	2	57	8	24	.333	2	10	.200	10	11	.909	2	7	9	5	9	0	1	4	1	28	14.0			
Little	2	2	40	8	13	.615	2	3	.667	2	2	1.000	3	3	6	1	8	0	2	2	0	20	10.0			
Wright	2	2	59	6	16	.375	2	3	.667	4	4	1.000	2	8	10	9	8	0	1	4	0	18	9.0			
Willingham	2	0	43	5	8	.625	1	3	.333	4	5	.800	6	6	12	2	1	0	1	3	0	15	7.5			
Robinson	1	0	14	3	3	1.000	0	0	---	0	0	---	0	1	1	1	1	0	0	0	3	6	6.0			
Abrosimova	2	0	40	3	12	.250	2	5	.400	1	4	.250	2	5	7	3	5	0	2	1	0	9	4.5			
Bishop	1	0	1	0	0	---	0	0	---	0	0	---	0	0	0	0	0	0	0	0	0	0	0.0			
Lacey	2	0	5	0	0	---	0	0	---	0	0	---	0	1	1	0	1	0	1	1	0	0	0.0			
Vesela	2	0	11	0	0	---	0	0	---	0	0	---	0	1	1	0	3	0	0	2	1	0	0.0			
STORM	2	-	400	51	109	.468	15	33	.455	36	43	.837	16	39	55	39	45	0	10	32	6	153	76.5			
MYSTICS	2	-	400	54	118	.458	14	28	.500	34	40	.850	14	37	51	24	43	0	12	26	9	156	78.0			

TULSA SHOCK

2010 Record: 6-28
2010 Record vs. Shock: 2-0
All-Time Record: TUL leads 25-12

Head Coach: Nolan Richardson
Assistant Coaches: Wayne Stehlik,
Tammy Bagby

Williams Center Tower One
One West Third Street
Suite 1100
Tulsa, OK 74103
www.wnba.com/shock
Arena: BOK Center
PR Contact: Pardeep Toor -918-949-9700

2010 SEASON SERIES (2-0)

WASHINGTON MYSTICS

VS. TULSA

PLAYER	G	GS	MIN	-FIELD GOALS-			-3-POINT			FG--			-FREE THROWS-			--REBOUNDS--				PF	DQ	STL	TO	BLK	PTS	AVG
				FG	FGA	PCT	FG	FGA	PCT	FT	FTA	PCT	OFF	DEF	TOT	AST										
Currie	2	2	57	8	17	.471	1	2	.500	15	17	.882	3	4	7	2	7	0	1	4	1	32	16.0			
Langhorne	2	2	51	11	20	.550	0	0	---	4	5	.800	6	9	15	1	4	0	2	4	0	26	13.0			
Harding	2	2	58	8	18	.444	3	7	.429	5	5	1.000	1	8	9	8	1	0	3	5	0	24	12.0			
K. Smith	2	2	60	9	23	.391	3	11	.273	0	1	.000	0	2	2	6	5	0	0	2	0	21	10.5			
Coleman	2	0	50	5	20	.250	4	13	.308	6	8	.750	5	15	20	8	4	0	6	4	2	20	10.0			
Sanford	2	1	35	6	9	.667	0	0	---	4	5	.800	7	8	15	2	6	0	2	3	0	16	8.0			
Melvin	2	1	39	5	12	.417	0	0	---	2	6	.333	8	8	16	2	3	0	1	4	1	12	6.0			
Ajavon	2	0	35	1	12	.083	1	4	.250	2	2	1.000	1	2	3	5	6	0	4	6	0	5	2.5			
Houts	2	0	15	0	0	---	0	0	---	0	0	---	1	1	2	1	1	0	1	1	0	0	0.0			
MYSTICS	2	-	400	53	131	.405	12	37	.324	38	49	.776	32	57	89	35	37	0	20	36	4	156	78.0			
SHOCK	2	-	400	38	123	.309	7	24	.292	33	44	.750	17	43	60	14	46	0	22	37	14	116	58.0			

2010 SEASON SERIES (0-2)

TULSA SHOCK

VS. WASHINGTON

PLAYER	G	GS	MIN	-FIELD GOALS-			-3-POINT		FG--		-FREE THROWS-			--REBOUNDS--			PF	DQ	STL	TO	BLK	PTS	AVG
				FG	FGA	PCT	FG	FGA	PCT	FT	FTA	PCT	OFF	DEF	TOT	AST							
Robinson	2	2	61	7	23	.304	0	3	.000	11	13	.846	1	3	4	1	7	0	4	6	0	25	12.5
McCants (TOT)	2	0	38	9	22	.409	2	10	.200	4	5	.800	1	2	3	2	6	0	0	1	1	24	12.0
McCants (TUL)	1	0	9	3	7	.429	0	1	.000	0	1	.000	1	0	1	0	4	0	0	0	1	6	6.0
Crossley	2	0	46	6	16	.375	4	8	.500	1	2	.500	0	4	4	2	0	0	4	3	1	17	8.5
Jackson (TOT)	4	2	79	13	28	.464	0	0	---	8	10	.800	6	16	22	2	8	0	3	7	1	34	8.5
Jackson (TUL)	2	2	47	6	18	.333	0	0	---	6	6	1.000	3	9	12	0	4	0	2	4	0	18	9.0
Holt	1	1	19	3	5	.600	1	3	.333	0	1	.000	1	4	5	2	2	0	0	3	0	7	7.0
J. Lacy	2	0	37	2	10	.200	1	3	.333	8	11	.727	3	4	7	0	4	0	1	2	1	13	6.5
Brown	2	1	48	4	14	.286	1	3	.333	2	2	1.000	1	4	5	5	7	0	2	4	0	11	5.5
Ohlde (TOT)	3	0	42	6	11	.545	0	0	---	4	5	.800	2	2	4	1	4	0	2	3	2	16	5.3
Ohlde (TUL)	1	0	17	3	6	.500	0	0	---	0	0	---	1	2	3	1	4	0	2	2	1	6	6.0
Latta	1	1	21	0	7	.000	0	3	.000	4	4	1.000	0	1	1	0	0	0	0	1	0	4	4.0
Jones	2	0	18	3	4	.750	0	0	---	0	0	---	0	2	2	0	0	0	2	1	1	6	3.0
N. Lacy	1	0	7	1	2	.500	0	0	---	0	0	---	1	2	3	0	2	0	1	1	0	2	2.0
Black	2	2	48	0	4	.000	0	0	---	1	4	.250	4	5	9	2	5	0	2	2	8	1	0.5
Braxton	1	0	6	0	3	.000	0	0	---	0	0	---	1	0	1	1	2	0	1	2	0	0	0.0
Hornbuckle	1	1	15	0	4	.000	0	0	---	0	0	---	0	3	3	0	5	0	1	4	1	0	0.0
SHOCK	2	-	400	38	123	.309	7	24	.292	33	44	.750	17	43	60	14	46	0	22	37	14	116	58.0
MYSTICS	2	-	400	53	131	.405	12	37	.324	38	49	.776	32	57	89	35	37	0	20	36	4	156	78.0



LEAGUE STATS

WNBA COMMUNICATIONS

CHRIS WALLACE

Senior Director, WNBA Communications
645 Fifth Avenue, 14th Floor
New York, NY 10022
Email: cwallace@nba.com
212-407-8095 (office)
212-407-8044 (office fax)
201-606-5996 (cell)

RON HOWARD

Director, WNBA Communications
645 Fifth Avenue, 14th Floor
New York, NY 10022
Email: rhoward@wnba.com
212-407-8641 (office)
212-407-8044 (office fax)
917-574-7114 (cell)

SAMANTHA TAGER

Assistant, WNBA Communications
645 Fifth Avenue, 14th Floor
New York, NY 10022
Email: stager@wnba.com
212-407-8358 (office)
212-407-8044 (office fax)
864-640-0550 (cell)

DINA PAPPAS

Senior Manager, Marketing Communications
645 Fifth Avenue, 14th Floor
New York, NY 10022
Email: dpappas@wnba.com
212-407-8840 (office)
212-407-8044 (office fax)
917-733-8316 (cell)

BRYAN LAM

WNBA Communications
645 Fifth Avenue, 14th Floor
New York, NY 10022
Email: blam@nba.com
212-407-8679 (office)
212-407-8044 (office fax)
510-685-1088 (cell)

INGRAM CARPENTER

Associate, WNBA Communications
645 Fifth Avenue, 14th Floor
New York, NY 10022
Email: scarpenter@nba.com
212-407-8417 (office)
212-407-8044 (office fax)
914-882-1474 (cell)

FINAL LEAGUE STANDINGS

INCLUDES GAMES OF SUNDAY, AUGUST 22, 2010

EASTERN CONFERENCE

-----	W	L	PCT	GB	HOME	ROAD	LAST-10	STREAK
New York	22	12	.647	-	13- 4	9- 8	9-1	Won 1
Washington	22	12	.647	-	13- 4	9- 8	8-2	Won 6
Indiana	21	13	.618	1	12- 5	9- 8	5-5	Lost 3
Atlanta	19	15	.559	3	10- 7	9- 8	4-6	Lost 2
Connecticut	17	17	.500	5	12- 5	5-12	4-6	Lost 1
Chicago	14	20	.412	8	7-10	7-10	2-8	Lost 2

WESTERN CONFERENCE

-----	W	L	PCT	GB	HOME	ROAD	LAST-10	STREAK
Seattle	28	6	.824	-	17- 0	11- 6	6-4	Won 3
Phoenix	15	19	.441	13	9- 8	6-11	4-6	Lost 2
San Antonio	14	20	.412	14	8- 9	6-11	5-5	Won 2
Los Angeles	13	21	.382	15	8- 9	5-12	5-5	Lost 1
Minnesota	13	21	.382	15	7-10	6-11	5-5	Won 1
Tulsa	6	28	.176	22	4-13	2-15	2-8	Won 1

LEAGUE LEADERS

INCLUDES GAMES OF SUNDAY, AUGUST 22, 2010

SCORING AVERAGE	G	FG	FT	PTS	AVG	REBOUNDS PER GAME	G	OFF	DEF	TOT	AVG	ASSISTS PER GAME	G	AST	AVG
Taurasi, Pho.	31	212	198	702	22.6	Charles, Ct.	34	129	269	398	11.7	Penicheiro, L.A.	32	220	6.9
Pondexter, N.Y.	34	254	157	729	21.4	Brunson, Min.	30	120	190	310	10.3	Bird, Sea.	33	190	5.8
McCoughtry, Atl.	34	246	191	716	21.1	Fowles, Chi.	34	74	264	338	9.9	Whalen, Min.	33	184	5.6
Jackson, Sea.	32	220	162	656	20.5	Lytlytle, Atl.	32	102	214	316	9.9	Hammon, S.A.	32	172	5.4
Catchings, Ind.	34	207	157	618	18.2	Langhorne, Was.	34	98	232	330	9.7	Taylor, Pho.	32	161	5.0
Fowles, Chi.	34	228	149	606	17.8	de Souza, Atl.	34	96	187	283	8.3	Pondexter, N.Y.	34	165	4.9
Castro Marques, Atl.	34	220	89	575	16.9	Jackson, Sea.	32	89	175	264	8.3	Lehning, Atl.	33	159	4.8
Augustus, Min.	25	176	34	422	16.9	Dupree, Pho.	34	75	182	257	7.6	Taurasi, Pho.	31	146	4.7
Thompson, L.A.	33	198	95	548	16.6	Catchings, Ind.	34	57	185	242	7.1	Johnson, Pho.	34	160	4.7
Langhorne, Was.	34	221	112	555	16.3	Anosike, Min.	31	82	130	212	6.8	Wright, Sea.	34	154	4.5
Taylor, Pho.	32	173	117	509	15.9	Black, Tul.	34	85	137	222	6.5	Montgomery, Ct.	34	138	4.1
Dupree, Pho.	34	231	73	535	15.7	Thompson, L.A.	33	63	143	206	6.2	Harding, Was.	34	137	4.0
Charles, Ct.	34	206	116	528	15.5	Snow, S.A.	34	52	158	210	6.2	Catchings, Ind.	34	135	4.0
Milton-Jones, L.A.	34	193	110	522	15.4	Bonner, Pho.	32	67	129	196	6.1	Mitchell, N.Y.	34	130	3.8
Young, S.A.	34	216	79	521	15.3	Cash, Sea.	34	65	138	203	6.0	Lawson, Ct.	34	118	3.5
Hammon, S.A.	32	159	97	484	15.1	McCarville, N.Y.	34	66	134	200	5.9	Canty, Chi.	34	115	3.4
Currie, Was.	34	146	150	479	14.1	McWilliams-Frank, N.Y.	34	74	110	184	5.4	Douglas, Ind.	34	111	3.3
Cash, Sea.	34	161	113	470	13.8	Holdslaw, Atl.-S.A.	29	51	104	155	5.3	January, Ind.	30	94	3.1
Douglas, Ind.	34	170	59	467	13.7	Young, S.A.	34	44	134	178	5.2	McCoughtry, Atl.	34	105	3.1
Holdslaw, Atl.-S.A.	29	162	58	393	13.6	T. Smith, Pho.	34	33	144	177	5.2	Lawson-Wade, S.A.	33	94	2.8
Montgomery, Ct.	34	158	71	453	13.3	Little, Sea.	34	72	104	176	5.2	Quinn, L.A.	34	96	2.8
Lytlytle, Atl.	32	162	87	411	12.8	Sutton-Brown, Ind.	34	69	105	174	5.1	Prince, Chi.	34	92	2.7
Whalen, Min.	33	134	133	416	12.6	Jackson, N.Y.-Tul.	34	54	118	172	5.1	K. Miller, Atl.	30	79	2.6
de Souza, Atl.	34	190	41	421	12.4	McCoughtry, Atl.	34	63	104	167	4.9	Castro Marques, Atl.	34	89	2.6
Harding, Was.	34	157	82	411	12.1	Jones, Ct.	30	48	99	147	4.9	K. Smith, Was.	33	85	2.6
Bonner, Pho.	32	132	100	383	12.0	Currie, Was.	34	43	120	163	4.8	Milton-Jones, L.A.	34	86	2.5
Robinson, Tul.	34	145	92	405	11.9	Milton-Jones, L.A.	34	34	127	161	4.7	Perkins, Chi.	34	83	2.4
Houston, Min.	34	153	50	402	11.8	Griffin, Ct.	34	43	117	160	4.7	Young, S.A.	34	81	2.4
Gruda, Ct.	28	111	98	322	11.5	Melvin, Was.	34	70	89	159	4.7	Brown, Tul.	27	64	2.4
Brunson, Min.	30	117	106	340	11.3	Braxton, Tul.-Pho.	35	55	108	163	4.7	White, Ct.	34	79	2.3
Wright, Min.	34	139	68	378	11.1	Pondexter, N.Y.	34	21	132	153	4.5	Powell, N.Y.	34	76	2.2
Bird, Sea.	33	135	36	365	11.1	Gruda, Ct.	28	52	73	125	4.5	Jones, Ct.	30	66	2.2
Jones, Ct.	30	139	39	323	10.8	Taylor, Pho.	32	32	109	141	4.4	Lytlytle, Atl.	32	70	2.2
Perkins, Chi.	34	145	35	363	10.7	Taurasi, Pho.	31	12	120	132	4.3	McCarville, N.Y.	34	74	2.2
McWilliams-Frank, N.Y.	34	140	76	362	10.6	Hoffman, Ind.	34	44	100	144	4.2	Thorn, Chi.	34	73	2.1
Snow, S.A.	34	144	64	352	10.4	Powell, N.Y.	34	33	110	143	4.2	Hornbuckle, Tul.-Min.	28	57	2.0
Quinn, L.A.	34	137	38	347	10.2	Sanford, Was.	34	51	92	143	4.2	Abrosimova, Sea.	34	69	2.0
Little, Sea.	34	128	81	345	10.1	Willingham, Sea.	33	64	72	136	4.1	McWilliams-Frank, N.Y.	34	69	2.0
White, Ct.	34	121	52	343	10.1	Houston, Min.	34	32	106	138	4.1	Cash, Sea.	34	68	2.0
Braxton, Tul.-Pho.	35	146	55	348	9.9	Quinn, L.A.	34	26	109	135	4.0	Holdslaw, Atl.-S.A.	29	58	2.0

INCLUDES GAMES OF SUNDAY, AUGUST 22, 2010

FIELD GOAL PCT.	FG	FGA	PCT	3-PT FIELD GOAL PCT.	3FG	3GA	PCT	FREE THROW PCT.	FT	FTA	PCT
Dupree, Pho.	231	348	.664	Mitchell, N.Y.	72	148	.486	Hammon, S.A.	97	101	.960
Langhorne, Was.	221	375	.589	Catchings, Ind.	47	105	.448	Dupree, Pho.	73	78	.936
Fowles, Chi.	228	392	.582	Currie, Was.	37	83	.446	Taurasi, Pho.	198	217	.912
Snow, S.A.	144	251	.574	Taylor, Pho.	46	104	.442	Jackson, Sea.	162	178	.910
de Souza, Atl.	190	333	.571	Pondexter, N.Y.	64	149	.430	Whalen, Min.	133	148	.899
Braxton, Tul.-Pho.	146	283	.516	Crossley, Tul.	57	135	.422	Taylor, Pho.	117	131	.893
McWilliams-Frank, N.	140	274	.511	Thorn, Chi.	42	100	.420	Pondexter, N.Y.	157	176	.892
Taylor, Pho.	173	340	.509	Cash, Sea.	35	86	.407	Currie, Was.	150	171	.877
Young, S.A.	216	431	.501	Quinn, L.A.	35	87	.402	Thompson, L.A.	95	109	.872
Little, Sea.	128	256	.500	Coleman, Was.	41	102	.402	Milton-Jones, L.A.	110	127	.866
Holdslaw, Atl.-S.A.	162	328	.494	Bird, Sea.	59	148	.399	Montgomery, Ct.	71	83	.855
Gruda, Ct.	111	226	.491	Powell, N.Y.	66	167	.395	Catchings, Ind.	157	185	.849
Charles, Ct.	206	423	.487	Douglas, Ind.	68	174	.391	Wright, Sea.	76	90	.844
Catchings, Ind.	207	428	.484	Hammon, S.A.	69	177	.390	Bonner, Pho.	100	119	.840
Lytlytle, Atl.	162	335	.484	Abrosimova, Sea.	38	101	.376	Ferdinand-Harris, L.	52	62	.839
Pondexter, N.Y.	254	526	.483	Taurasi, Pho.	80	214	.374	Douglas, Ind.	59	71	.831
Pierson, Tul.-N.Y.	125	261	.479	Latta, Tul.	30	81	.370	Pierson, Tul.-N.Y.	67	81	.827
Milton-Jones, L.A.	193	411	.470	White, Ct.	49	134	.366	McWilliams-Frank, N.	76	92	.826
Bonner, Pho.	132	284	.465	Houston, Min.	46	126	.365	January, Ind.	71	86	.826
Jackson, Sea.	220	476	.462	K. Smith, Was.	54	149	.362	Penicheiro, L.A.	59	72	.819
McCarville, N.Y.	127	275	.462	Lawson, Ct.	46	128	.359	Wright, Min.	68	83	.819
Sutton-Brown, Ind.	103	229	.450	Thompson, L.A.	57	162	.352	Cash, Sea.	113	140	.807
Douglas, Ind.	170	379	.449	Jekabsone-Zogota, Ct	27	77	.351	Holdslaw, Atl.-S.A.	58	72	.806
Jones, Ct.	139	310	.448	Montgomery, Ct.	66	189	.349	McCoughtry, Atl.	191	238	.803
Thompson, L.A.	198	444	.446	Toliver, L.A.	37	106	.349	Holt, Tul.	65	81	.802
Harding, Was.	157	353	.445	Perkins, Chi.	38	109	.349	White, Ct.	52	65	.800
Castro Marques, Atl.	220	496	.444	T. Smith, Pho.	51	147	.347	Jackson, N.Y.-Tul.	70	89	.787
Quinn, L.A.	137	309	.443	Jackson, Sea.	54	156	.346	Prince, Chi.	76	97	.784

LEAGUE LEADERS

Hammon, S.A.	159	360	.442	Wright, Min.	32	94	.340	Ajavon, Was.	58	75	.773
Mitchell, N.Y.	105	238	.441	Lawson-Wade, S.A.	43	127	.339	Anosike, Min.	119	154	.773
Toliver, L.A.	105	240	.438	Bevilaqua, Ind.	26	77	.338	Langhorne, Was.	112	145	.772
Currie, Was.	146	335	.436	Augustus, Min.	36	107	.336	Harding, Was.	82	107	.766
Cash, Sea.	161	370	.435	Hoffman, Ind.	26	82	.317	Charles, Ct.	116	152	.763
Bird, Sea.	135	311	.434	Milton-Jones, L.A.	26	82	.317	Fowles, Chi.	149	196	.760
Canty, Chi.	105	244	.430	Kraayeveld, Chi.	31	98	.316	Gruda, Ct.	98	129	.760
Augustus, Min.	176	410	.429	Holt, Tul.	27	86	.314	Zellous, Tul.-Ind.	64	85	.753
Brunson, Min.	117	273	.429	Johnson, Pho.	30	97	.309	Lyttle, Atl.	87	120	.725
Prince, Chi.	117	274	.427	Hodges, S.A.	49	159	.308	Davenport, Ind.	50	69	.725
Taurasi, Pho.	212	497	.427	Castro Marques, Atl.	46	156	.295	Snow, S.A.	64	89	.719
White, Ct.	121	288	.420	McCoughtry, Atl.	33	126	.262	Little, Sea.	81	114	.711

ROOKIE LEAGUE LEADERS

SCORING AVERAGE	G	FG	FT	PTS	AVG	REBOUNDS PER GAME	G	OFF	DEF	TOT	AVG	ASSISTS PER GAME	G	AST	AVG
Charles, Ct.	34	206	116	528	15.5	Charles, Ct.	34	129	269	398	11.7	N. Lacy, Tul.	16	56	3.5
Wright, Min.	34	139	68	378	11.1	Griffin, Ct.	34	43	117	160	4.7	Prince, Chi.	34	92	2.7
Prince, Chi.	34	117	76	334	9.8	Wright, Min.	34	29	68	97	2.9	Charles, Ct.	34	51	1.5
N. Lacy, Tul.	16	38	22	101	6.3	Appel, S.A.	28	21	50	71	2.5	Wright, Min.	34	50	1.5
Greene, N.Y.	33	64	15	150	4.5	N. Lacy, Tul.	16	5	32	37	2.3	Griffin, Ct.	34	36	1.1
Griffin, Ct.	34	48	41	150	4.4	Prince, Chi.	34	14	54	68	2.0	Riley, L.A.	29	29	1.0
Riley, L.A.	29	27	31	100	3.4	Vesela, Sea.	29	16	42	58	2.0	Greene, N.Y.	33	31	0.9
Vesela, Sea.	28	38	19	96	3.4	Greene, N.Y.	33	14	40	54	1.6	Lilley, Pho.	21	15	0.7
Appel, S.A.	33	42	25	111	3.4	Jones, Tul.	33	29	24	53	1.6	Vesela, Sea.	29	18	0.6
Lilley, Pho.	21	23	10	70	3.3	Bishop, Sea.	16	11	9	20	1.3	Jones, Tul.	33	19	0.6
Vesela, Sea.	29	35	16	92	3.2	Hightower, Ct.	20	10	15	25	1.3	Morris, Ind.	25	12	0.5
Morris, Ind.	25	28	2	72	2.9	Monroe, Was.	17	4	12	16	0.9	Lacey, Sea.	21	10	0.5
Bishop, Sea.	16	16	6	44	2.8	Raven, Atl.	23	12	9	21	0.9	Appel, S.A.	28	13	0.5
Hightower, Ct.	20	19	13	54	2.7	Lilley, Pho.	21	3	15	18	0.9	Hightower, Ct.	20	9	0.5
Monroe, Was.	17	15	6	36	2.1	Lacey, Sea.	21	3	13	16	0.8	Houts, Was.	20	9	0.5
Raven, Atl.	23	11	7	34	1.5	Riley, L.A.	29	5	17	22	0.8	Raven, Atl.	23	10	0.4
Houts, Was.	20	6	2	17	0.9	Houts, Was.	20	4	9	13	0.7	Bishop, Sea.	16	4	0.3
Lacey, Sea.	21	4	5	16	0.8	Mokango, L.A.	21	4	9	13	0.6	Monroe, Was.	17	3	0.2
Mokango, L.A.	21	3	3	9	0.4	Morris, Ind.	25	3	11	14	0.6	Mokango, L.A.	21	1	0.0

FIELD GOAL PCT.	FG	FGA	PCT	3-PT FIELD GOAL PCT.	3FG	3GA	PCT	FREE THROW PCT.	FT	FTA	PCT
Charles, Ct.	206	423	.487	Morris, Ind.	14	38	.368	Riley, L.A.	31	37	.838
Greene, N.Y.	64	138	.464	Wright, Min.	32	94	.340	Wright, Min.	68	83	.819
Prince, Chi.	117	274	.427	Prince, Chi.	24	71	.338	Prince, Chi.	76	97	.784
Wright, Min.	139	376	.370	Lilley, Pho.	14	43	.326	Griffin, Ct.	41	53	.774
-----				Riley, L.A.	15	51	.294	Charles, Ct.	116	152	.763
-----				Griffin, Ct.	13	48	.271	Jones, Tul.	25	42	.595

STEALS PER GAME	G	STL	AVG	BLOCKS PER GAME	G	BLK	AVG	MINUTES PER GAME	G	MIN	AVG
Prince, Chi.	34	55	1.62	Charles, Ct.	34	57	1.68	Charles, Ct.	34	1054	31.0
N. Lacy, Tul.	16	23	1.44	Griffin, Ct.	34	17	0.50	Wright, Min.	34	866	25.5
Wright, Min.	34	34	1.00	Mokango, L.A.	21	10	0.48	Griffin, Ct.	34	679	20.0
Charles, Ct.	34	25	0.74	Monroe, Was.	17	8	0.47	Prince, Chi.	34	665	19.6
Hightower, Ct.	20	14	0.70	Vesela, Sea.	29	7	0.24	N. Lacy, Tul.	16	293	18.3
Griffin, Ct.	34	23	0.68	Greene, N.Y.	33	7	0.21	Greene, N.Y.	33	519	15.7
Vesela, Sea.	29	18	0.62	Jones, Tul.	33	7	0.21	Vesela, Sea.	29	330	11.4
Jones, Tul.	33	18	0.55	Wright, Min.	34	7	0.21	Appel, S.A.	28	306	10.9
Lilley, Pho.	21	11	0.52	N. Lacy, Tul.	16	3	0.19	Lilley, Pho.	21	227	10.8
Riley, L.A.	29	14	0.48	Appel, S.A.	28	5	0.18	Hightower, Ct.	20	207	10.4

ROOKIE LEADERS (SAME QUALIFIERS AS REGULAR LEADERS) / INCLUDES GAMES OF SUNDAY, AUGUST 22, 2010

SCORING AVERAGE	G	FG	FT	PTS	AVG	REBOUNDS PER GAME	G	OFF	DEF	TOT	AVG	ASSISTS PER GAME	G	AST	AVG
Charles, Ct.	34	206	116	528	15.5	Charles, Ct.	34	129	269	398	11.7	Prince, Chi.	34	92	2.7
Wright, Min.	34	139	68	378	11.1	Griffin, Ct.	34	43	117	160	4.7	Charles, Ct.	34	51	1.5
Prince, Chi.	34	117	76	334	9.8	Wright, Min.	34	29	68	97	2.9	Wright, Min.	34	50	1.5
Greene, N.Y.	33	64	15	150	4.5	Appel, S.A.	28	21	50	71	2.5	Griffin, Ct.	34	36	1.1
Griffin, Ct.	34	48	41	150	4.4	Prince, Chi.	34	14	54	68	2.0	Riley, L.A.	29	29	1.0
Riley, L.A.	29	27	31	100	3.4	Vesela, Sea.	29	16	42	58	2.0	Greene, N.Y.	33	31	0.9
Appel, S.A.	28	38	19	96	3.4	Greene, N.Y.	33	14	40	54	1.6	Vesela, Sea.	29	18	0.6
Jones, Tul.	33	42	25	111	3.4	Jones, Tul.	33	29	24	53	1.6	Jones, Tul.	33	19	0.6
Vesela, Sea.	29	35	16	92	3.2	Riley, L.A.	29	5	17	22	0.8	Morris, Ind.	25	12	0.5
Morris, Ind.	25	28	2	72	2.9	Morris, Ind.	25	3	11	14	0.6	Appel, S.A.	28	13	0.5

FIELD GOAL PCT.	FG	FGA	PCT	3-PT FIELD GOAL PCT.	3FG	3GA	PCT	FREE THROW PCT.	FT	FTA	PCT
Charles, Ct.	206	423	.487	Wright, Min.	32	94	.340	Wright, Min.	68	83	.819
Prince, Chi.	117	274	.427					Prince, Chi.	76	97	.784
Wright, Min.	139	376	.370					Charles, Ct.	116	152	.763

STEALS PER GAME	G	STL	AVG	BLOCKS PER GAME	G	BLK	AVG	MINUTES PER GAME	G	MIN	AVG
Prince, Chi.	34	55	1.62	Charles, Ct.	34	57	1.68	Charles, Ct.	34	1054	31.0
Wright, Min.	34	34	1.00	Griffin, Ct.	34	17	0.50	Wright, Min.	34	866	25.5
Charles, Ct.	34	25	0.74	Vesela, Sea.	29	7	0.24	Griffin, Ct.	34	679	20.0
Griffin, Ct.	34	23	0.68	Greene, N.Y.	33	7	0.21	Prince, Chi.	34	665	19.6
Vesela, Sea.	29	18	0.62	Jones, Tul.	33	7	0.21	Greene, N.Y.	33	519	15.7
Jones, Tul.	33	18	0.55	Wright, Min.	34	7	0.21	Vesela, Sea.	29	330	11.4
Riley, L.A.	29	14	0.48	Appel, S.A.	28	5	0.18	Appel, S.A.	28	306	10.9
Greene, N.Y.	33	13	0.39	Prince, Chi.	34	5	0.15	Jones, Tul.	33	311	9.4
Morris, Ind.	25	8	0.32	Morris, Ind.	25	2	0.08	Morris, Ind.	25	196	7.8
Appel, S.A.	28	7	0.25	Riley, L.A.	29	1	0.03	Riley, L.A.	29	224	7.7

OFFENSIVE/DEFENSIVE

TEAMS' STATISTICS / INCLUDES GAMES OF SUNDAY, AUGUST 22, 2010

TEAM	G	FIELD GOALS			3-PT. F.G.'S			FREE THROWS			-- REBOUNDS --			----- MISCELLANEOUS -----						SCORING	
		MADE	ATT.	PCT.	MADE	ATT.	PCT.	MADE	ATT.	PCT.	OFF.	DEF.	TOT.	AST	PF	DQ	STL	TO	BLK	PTS	AVG.
Phoe.	34	1151	2432	.473	252	701	.359	638	752	.848	295	920	1215	686	679	8	237	519	148	3192	93.9
Atl.	34	1087	2449	.444	131	453	.289	598	843	.709	436	883	1319	666	709	4	304	569	141	2903	85.4
Sea.	34	992	2228	.445	246	667	.369	551	695	.793	394	840	1234	636	704	4	281	524	128	2781	81.8
Conn.	34	1008	2358	.427	213	640	.333	525	655	.802	357	883	1240	604	606	4	241	499	130	2754	81.0
N.Y.	34	1001	2212	.453	233	570	.409	458	560	.818	295	767	1062	631	645	1	278	494	100	2693	79.2
Minn.	34	944	2375	.397	169	525	.322	618	818	.756	394	803	1197	507	682	7	304	493	112	2675	78.7
Ind.	34	941	2147	.438	216	591	.365	563	720	.782	327	779	1106	567	705	4	331	551	171	2661	78.3
Tulsa	34	984	2323	.424	198	554	.357	486	684	.711	344	731	1075	567	671	5	332	616	144	2652	78.0
L.A.	34	972	2205	.441	201	597	.337	503	612	.822	260	788	1048	626	571	4	244	496	123	2648	77.9
Wash.	34	946	2098	.451	160	454	.352	563	726	.775	341	821	1162	473	682	5	277	589	79	2615	76.9
S.A.	34	972	2110	.461	195	587	.332	472	619	.763	266	757	1023	599	574	0	255	522	84	2611	76.8
Chi.	34	942	2158	.437	174	510	.341	528	709	.745	310	767	1077	581	599	1	284	497	160	2586	76.1

OPPONENTS' STATISTICS / INCLUDES GAMES OF SUNDAY, AUGUST 22, 2010

TEAM	MADE	ATT.	PCT.	MADE	ATT.	PCT.	MADE	ATT.	PCT.	OFF.	DEF.	TOT.	AST	PF	DQ	STL	TO	BLK	PTS	AVG.	DIFF.
Wash.	896	2101	.426	159	485	.328	540	697	.775	285	676	961	543	689	7	285	527	135	2491	73.3	+3.6
Sea.	888	2152	.413	186	556	.335	550	702	.783	308	705	1013	484	624	6	241	515	121	2512	73.9	+7.9
Ind.	885	2128	.416	181	547	.331	567	716	.792	339	783	1122	497	687	3	282	603	120	2518	74.1	+4.2
N.Y.	929	2133	.436	176	483	.364	549	696	.789	309	778	1087	486	552	1	246	530	130	2583	76.0	+3.2
Chi.	978	2202	.444	207	549	.377	448	598	.749	342	793	1135	622	640	2	257	535	120	2611	76.8	-0.7
Conn.	1017	2350	.433	193	587	.329	488	633	.771	344	866	1210	625	667	5	279	497	105	2715	79.9	+1.1
S.A.	1027	2197	.467	174	516	.337	494	636	.777	330	796	1126	604	616	2	283	489	108	2722	80.1	-3.3
L.A.	1025	2322	.441	217	621	.349	494	627	.788	357	842	1199	594	622	5	275	484	97	2761	81.2	-3.3
Minn.	998	2236	.446	217	638	.340	578	737	.784	297	891	1188	607	681	5	254	564	178	2791	82.1	-3.4
Atl.	1019	2345	.435	163	509	.320	625	823	.759	328	833	1161	630	720	3	323	578	146	2826	83.1	+2.3
Tulsa	1092	2324	.470	270	688	.392	599	759	.789	383	893	1276	722	656	5	340	602	145	3053	89.8	-11.8
Phoe.	1186	2605	.455	245	670	.366	571	769	.743	397	883	1280	729	673	3	303	445	115	3188	93.8	+0.1
AVG.'S	995	2258	.441	199	571	.349	542	699	.775	335	812	1147	595	652	4	281	531	127	2731	80.3	---
----	11940			6849			6503				9739		7143	47		6369		32771			
----	27095			2388			8393			4019	13758		7827		3368		1520				

OFFENSIVE/DEFENSIVE

TEAMS' STATISTICS (PER GAME) / INCLUDES GAMES OF SUNDAY, AUGUST 22, 2010

----	FIELD GOALS				3-PT. F.G.'S			FREE THROWS			--- REBOUNDS ---			----- MISCELLANEOUS -----						
TEAM	G	MADE	ATT	PCT	MADE	ATT	PCT	MADE	ATT	PCT	OFF	DEF	TOT	AST	PF	DQ	STL	TO	BLK	PTS
Atl.	34	31.97	72.03	.444	3.85	13.32	.289	17.59	24.79	.709	12.82	25.97	38.79	19.59	20.85	0.12	8.94	16.74	4.15	85.4
Chi.	34	27.71	63.47	.437	5.12	15.00	.341	15.53	20.85	.745	9.12	22.56	31.68	17.09	17.62	0.03	8.35	14.62	4.71	76.1
Conn.	34	29.65	69.35	.427	6.26	18.82	.333	15.44	19.26	.802	10.50	25.97	36.47	17.76	17.82	0.12	7.09	14.68	3.82	81.0
Ind.	34	27.68	63.15	.438	6.35	17.38	.365	16.56	21.18	.782	9.62	22.91	32.53	16.68	20.74	0.12	9.74	16.21	5.03	78.3
L.A.	34	28.59	64.85	.441	5.91	17.56	.337	14.79	18.00	.822	7.65	23.18	30.82	18.41	16.79	0.12	7.18	14.59	3.62	77.9
Minn.	34	27.76	69.85	.397	4.97	15.44	.322	18.18	24.06	.756	11.59	23.62	35.21	14.91	20.06	0.21	8.94	14.50	3.29	78.7
N.Y.	34	29.44	65.06	.453	6.85	16.76	.409	13.47	16.47	.818	8.68	22.56	31.24	18.56	18.97	0.03	8.18	14.53	2.94	79.2
Phoe.	34	33.85	71.53	.473	7.41	20.62	.359	18.76	22.12	.848	8.68	27.06	35.74	20.18	19.97	0.24	6.97	15.26	4.35	93.9
S.A.	34	28.59	62.06	.461	5.74	17.26	.332	13.88	18.21	.763	7.82	22.26	30.09	17.62	16.88	0.00	7.50	15.35	2.47	76.8
Sea.	34	29.18	65.53	.445	7.24	19.62	.369	16.21	20.44	.793	11.59	24.71	36.29	18.71	20.71	0.12	8.26	15.41	3.76	81.8
Tulsa	34	28.94	68.32	.424	5.82	16.29	.357	14.29	20.12	.711	10.12	21.50	31.62	16.68	19.74	0.15	9.76	18.12	4.24	78.0
Wash.	34	27.82	61.71	.451	4.71	13.35	.352	16.56	21.35	.775	10.03	24.15	34.18	13.91	20.06	0.15	8.15	17.32	2.32	76.9

OPPONENTS' STATISTICS (PER GAME) / INCLUDES GAMES OF SUNDAY, AUGUST 22, 2010

----	FIELD GOALS				3-PT. F.G.'S			FREE THROWS			--- REBOUNDS ---			----- MISCELLANEOUS -----						
TEAM	G	MADE	ATT	PCT	MADE	ATT	PCT	MADE	ATT	PCT	OFF	DEF	TOT	AST	PF	DQ	STL	TO	BLK	PTS
Atl.	34	29.97	68.97	.435	4.79	14.97	.320	18.38	24.21	.759	9.65	24.50	34.15	18.53	21.18	0.09	9.50	17.00	4.29	83.1
Chi.	34	28.76	64.76	.444	6.09	16.15	.377	13.18	17.59	.749	10.06	23.32	33.38	18.29	18.82	0.06	7.56	15.74	3.53	76.8
Conn.	34	29.91	69.12	.433	5.68	17.26	.329	14.35	18.62	.771	10.12	25.47	35.59	18.38	19.62	0.15	8.21	14.62	3.09	79.9
Ind.	34	26.03	62.59	.416	5.32	16.09	.331	16.68	21.06	.792	9.97	23.03	33.00	14.62	20.21	0.09	8.29	17.74	3.53	74.1
L.A.	34	30.15	68.29	.441	6.38	18.26	.349	14.53	18.44	.788	10.50	24.76	35.26	17.47	18.29	0.15	8.09	14.24	2.85	81.2
Minn.	34	29.35	65.76	.446	6.38	18.76	.340	17.00	21.68	.784	8.74	26.21	34.94	17.85	20.03	0.15	7.47	16.59	5.24	82.1
N.Y.	34	27.32	62.74	.436	5.18	14.21	.364	16.15	20.47	.789	9.09	22.88	31.97	14.29	16.24	0.03	7.24	15.59	3.82	76.0
Phoe.	34	34.88	76.62	.455	7.21	19.71	.366	16.79	22.62	.743	11.68	25.97	37.65	21.44	19.79	0.09	8.91	13.09	3.38	93.8
S.A.	34	30.21	64.62	.467	5.12	15.18	.337	14.53	18.71	.777	9.71	23.41	33.12	17.76	18.12	0.06	8.32	14.38	3.18	80.1
Sea.	34	26.12	63.29	.413	5.47	16.35	.335	16.18	20.65	.783	9.06	20.74	29.79	14.24	18.35	0.18	7.09	15.15	3.56	73.9
Tulsa	34	32.12	68.35	.470	7.94	20.24	.392	17.62	22.32	.789	11.26	26.26	37.53	21.24	19.29	0.15	10.00	17.71	4.26	89.8
Wash.	34	26.35	61.79	.426	4.68	14.26	.328	15.88	20.50	.775	8.38	19.88	28.26	15.97	20.26	0.21	8.38	15.50	3.97	73.3
ONE TEAM		29.26	66.41	.441	5.85	16.79	.349	15.94	20.57	.775	9.85	23.87	33.72	17.51	19.18	0.12	8.25	15.61	3.73	80.3
BOTH TEAMS		58.53	132.82	.441	11.71	33.57	.349	31.88	41.14	.775	19.70	47.74	67.44	35.01	38.37	0.23	16.51	31.22	7.45	160.6

OFFENSIVE/DEFENSIVE

INCLUDES GAMES OF SUNDAY, AUGUST 22, 2010

TEAMS' STATISTICS, RANK WITHIN LEAGUE

----	ATL	CHI	CT	IND	LA	MIN	NY	PHO	SA	SEA	TUL	WAS
Points/game	2	12	4	7	9	6	5	1	11	3	8	10
FG pct.	6	9	10	8	7	12	3	1	2	5	11	4
FT pct.	12	10	4	6	2	9	3	1	8	5	11	7
3-pt FG pct.	12	7	9	3	8	11	1	4	10	2	5	6
Off. Reb./gm	1	8	4	7	12	2t	9t	9t	11	2t	5	6
Def. Reb./gm	2t	9t	2t	8	7	6	9t	1	11	4	12	5
Rebounds/game	1	8	2	7	11	5	10	4	12	3	9	6
Assists/game	2	8	6	9t	5	11	4	1	7	3	9t	12
Steals/game	3t	5	11	2	10	3t	7	12	9	6	1	8
Turnovers/gm	10	4	5	9	3	1	2	6	7	8	12	11
Blocks/gm	5	2	6	1	8	9	10	3	11	7	4	12
Pers.Fouls/gm	12	3	4	11	1	8t	5	7	2	10	6	8t
DQ/game	4t	2t	4t	4t	4t	11	2t	12	1	4t	9t	9t

OPPONENTS' STATISTICS, RANK WITHIN LEAGUE

----	ATL	CHI	CT	IND	LA	MIN	NY	PHO	SA	SEA	TUL	WAS
Points/game	10	5	6	3	8	9	4	12	7	2	11	1
FG pct.	5	8	4	2	7	9	6	10	11	1	12	3
FT pct.	3	2	4	12	9	8	10	1	6	7	11	5
3-pt FG pct.	1	11	3	4	8	7	9	10	6	5	12	2
Off. Reb./gm	5	8	9	7	10	2	4	12	6	3	11	1
Def. Reb./gm	7	5	9	4	8	11	3	10	6	2	12	1
Rebounds/game	7	6	10	4	9	8	3	12	5	2	11	1
Assists/game	10	8	9	3	5	7	2	12	6	1	11	4
Steals/game	11	4	6	7	5	3	2	10	8	1	12	9
Turnovers/gm	3	5	9	1	11	4	6	12	10	8	2	7
Blocks/gm	11	5t	2	5t	1	12	8	4	3	7	10	9
Pers.Fouls/gm	1	8	6	3	10	4	12	5	11	9	7	2
DQ/game	7t	10t	3t	7t	3t	3t	12	7t	10t	2	3t	1

COMBINATION TEAM/OPPONENT STATISTICS, RANK WITHIN LEAGUE

Pts/game/diff.	5	8	6	2	10	11	4	7	9	1	12	3
Off. Reb. Pct.	2	7	6	5	12	4	9	11	10	1	8	3
Def. Reb. Pct.	4	10	5	8	11	3	6	7	9	2	12	1
Total Reb. Pct.	3	8	5	6	12	4	7	9	10	1	11	2

RATIO TEAM

INCLUDES GAMES OF SUNDAY, AUGUST 22, 2010

TEAM	POINTS		FIELD GOAL		TURNOVERS		REBOUND			BELOW		OVERTIME		DECIDED		DECIDED	
	PER GAME		PERCENTAGE		PER GAME		PERCENTAGES			70 PTS.		GAMES		3 PTS.		10 PTS.	
	OWN	OPP.	OWN	OPP.	OWN	OPP.	OFF.	DEF.	TOT.	OWN	OPP.	W	L	W	L	W	L
Atlanta	85.4	83.1	.444	.435	16.7	17.0	.344	.729	.536	1	3	2	0	1	3	7	7
Chicago	76.1	76.8	.437	.444	14.6	15.7	.281	.692	.486	8	8	0	3	2	3	6	6
Connecticut	81.0	79.9	.427	.433	14.7	14.6	.292	.720	.506	7	9	0	4	3	2	9	7
Indiana	78.3	74.1	.438	.416	16.2	17.7*	.295	.697	.496	8	11	2	1	3	1	9	4
Los Angeles	77.9	81.2	.441	.441	14.6	14.2	.236	.688	.462	7	3	1	0	3	4	3	9
Minnesota	78.7	82.1	.397	.446	14.5*	16.6	.307	.730	.518	7	6	3	1	2	7	4	11
New York	79.2	76.0	.453	.436	14.5	15.6	.275	.713	.494	5	7	2	1	4	2	8	3
Phoenix	93.9*	93.8	.473*	.455	15.3	13.1	.250	.699	.474	1	0	1	2	4	7	8	6
San Antonio	76.8	80.1	.461	.467	15.4	14.4	.250	.696	.473	9	3	0	0	3	1	7	11
Seattle	81.8	73.9	.445	.413*	15.4	15.1	.359*	.732	.545*	3	9	2	0	4	1	13	1
Tulsa	78.0	89.8	.424	.470	18.1	17.7	.278	.656	.467	6	1	0	1	0	1	3	21
Washington	76.9	73.3*	.451	.426	17.3	15.5	.335	.742*	.539	10	12	1	1	4	1	11	2
COMPOSITE; 204 games	80.3		.441		15.6		.292	.708		72	72	14		33		88	

* - League Leader

REBOUND PERCENTAGES

OFF. - Percentage of a given team's missed shots which that team rebounds.

DEF. - Percentage of opponents' missed shots which a given team rebounds.

TOT. - Average of offensive and defensive rebound percentages.

INCLUDES GAMES OF SUNDAY, AUGUST 22, 2010

Assists Per Turnover				Steals Per Turnover			
Name	AST	TO	RATIO	Name	STL	TO	RATIO
Phoenix	686	519	1.32	Minnesota	304	493	0.62
New York	631	494	1.28	Indiana	331	551	0.60
Los Angeles	626	496	1.26	Chicago	284	497	0.57
Seattle	636	524	1.21	New York	278	494	0.56
Connecticut	604	499	1.21	Tulsa	332	616	0.54
Atlanta	666	569	1.17	Seattle	281	524	0.54
Chicago	581	497	1.17	Atlanta	304	569	0.53
San Antonio	599	522	1.15	Los Angeles	244	496	0.49
Indiana	567	551	1.03	San Antonio	255	522	0.49
Minnesota	507	493	1.03	Connecticut	241	499	0.48
Tulsa	567	616	0.92	Washington	277	589	0.47
Washington	473	589	0.80	Phoenix	237	519	0.46

LEAGUE ATTENDANCE

INCLUDES GAMES OF SUNDAY, AUGUST 22, 2010

TEAM	HOME ATTENDANCE			ROAD ATTENDANCE		
	G	ATT	AVG	G	ATT	AVG
Atlanta Dream	17	104,469	6,145	17	137,529	8,090
Chicago Sky	17	72,959	4,292	17	131,424	7,731
Connecticut Sun	17	127,268	7,486	17	132,165	7,774
Indiana Fever	17	140,504	8,265	17	132,016	7,766
Los Angeles Sparks	17	160,951	9,468	17	140,351	8,256
Minnesota Lynx	17	129,582	7,622	17	120,166	7,069
New York Liberty	17	188,173	11,069	17	126,336	7,432
Phoenix Mercury	17	152,686	8,982	17	123,143	7,244
San Antonio Silver Stars	17	136,706	8,042	17	131,176	7,716
Seattle Storm	17	141,472	8,322	17	135,887	7,993
Tulsa Shock	17	81,811	4,812	17	146,110	8,595
Washington Mystics	17	159,065	9,357	17	139,343	8,197
Women's NBA	204	1,595,646	7,822	204	1,595,646	7,822



CLIPS

The Washington Post

Washington Mystics win WNBA's Eastern Conference

By Katie Carrera
Washington Post Staff Writer
Monday, August 23, 2010; 12:33 AM

ATLANTA - As the visitors poured pressure and points on the Atlanta Dream on Sunday afternoon, one thing was glaringly apparent. These were not the Washington Mystics everyone had grown accustomed to over the first 12 years of franchise history.

The mediocrity and lack of optimism that were so commonplace in previous seasons have been replaced by swagger and an expectation of success that were on display as Washington didn't squander an opportunity to prove how far it has come.

With an unrelenting focus, the Mystics established an early lead that grew to 24 points and hovered around that mark for nearly half of the contest as they handled Atlanta easily, 90-81, on the last day of the WNBA's regular season to clinch the first Eastern Conference regular season title in organization history.

The victory gave Washington its sixth straight win, the No. 1 seed heading into the postseason and home court advantage through at least the first two rounds of the playoffs. The Mystics (22-12) will face the fourth-seeded Dream (19-15) in the first round, a best-of-three series that begins Wednesday at Verizon Center.

"We all just wanted that number one seed without having to depend on other teams for it," said forward Crystal Langhorne, who tallied 18 points and 11 rebounds for her 16th double-double. "We had our little slumps earlier this year, but this is the best time for us to be playing really well, the end of the season. We're all happy about this, but we want to win the championship. And why not? Why can't we win it? That's our goal."

Washington's win negated any impact by the outcome of games played by fellow playoff-bound East opponents. New York (22-12), earned the second seed after defeating Connecticut, 88-87, in overtime. It held the tiebreak against Indiana.

Although Washington and New York are in a two-way tie with overall records, the Mystics hold the top spot because of a better head-to-head record. Atlanta could not improve

Advertisement

Help people in need.

Donate your car, boat or RV.

Free Towing • Tax Deductible

FREE
3 day vacation
to over 60
destinations



Call Toll Free

1-877-225-9384

Heritage
Blind

http://www.washingtonpost.com/wp-dyn/content/article/2010/08/22/AR2010082202381_pf.html

Print Powered By



The Washington Post

Washington Mystics win WNBA's Eastern Conference

upon its fourth-place ranking regardless of the outcome Sunday.

The Mystics took about five minutes to settle in for the high-stakes contest, starting with a 4-for-14 shooting performance in front of the 9,570 in Philips Arena, but their determination to control their own fate quickly showed.

A 13-2 run that stretched from the first quarter into the second allowed Washington to establish a 30-16 lead that was a sign of things to come.

Fueled by a dominant inside game - Washington outscored Atlanta in the paint 46-30 - the Mystics expanded the lead and capitalized on 10 turnovers in the first half.

Conversely, Washington, which entered the contest with the second-highest turnover average (17.38) in the league and has long struggled to quell its own miscues, committed only four turnovers and took a 54-37 lead into halftime.

"We took care of the ball and that's the key for us," said Coach Julie Plank, who has led the team to back-to-back postseason appearances for the first time in franchise history in her two years at the helm. "We're a really good shooting percentage team, so we have to limit those turnovers to get more chances, especially when we're not shooting well at the beginning. Our rebounding was huge too, we came in knowing it couldn't just

be Langhorne. We needed a group effort on this one and we got it."

Anchored by towering Erika De Souza (6-foot-5, 190 pounds) and Sancho Lyttle (6-4, 175), Atlanta has consistently been one of the top rebounding teams in the league. But Washington allowed only Lyttle (11 rebounds) to haul in more than five boards. Meanwhile, Langhorne and Chasity Melvin led the Mystics with 11 and 9 rebounds, respectively, but every player on the roster added at least one to make sure Washington won the rebounds, 48-36.

"I think we can rebound with them, they're so big but we're a good rebounding team too," Langhorne said. "When we're able to battle on the boards with them and slow their transition game down at the same time, we've been successful."

It wasn't until the fourth quarter that the Mystics' lead reached its most inflated at a

Advertisement

Own a new computer for just \$29.99* per week!

*Includes shipping, handling, and maintenance. Payment required weekly.



If you can afford a weekly payment of just \$29.99 for just 12 months, then you've already qualified for a brand new Dell™ or HP™ computer, absolutely!

1-877-294-3988

GIVE US A CALL TODAY!

*Prices start at \$29.99 but may vary by model.

http://www.washingtonpost.com/wp-dyn/content/article/2010/08/22/AR2010082202381_pf.html

Print Powered By

FormatDynamics

The Washington Post

Washington Mystics win WNBA's Eastern Conference

24-point edge, but the Dream fought to shrink the deficit to single digits in those final 10 minutes. Atlanta finally started to haul in the rebounds that are so crucial to jump-start its offensive style of play and tallied 30 points.

For a team that prides itself on defense, allowing an opponent such a big surge didn't sit well with the Mystics and had a temporary dampening effect on their victory.

But it also reminded Washington of how it must maintain the focus that helped it dominate the majority of the contest when the playoffs begin.

"You almost hate when you have a big lead like that early and keep it for so long," said Melvin, who last appeared in the playoffs during her first stint with the Mystics in 2006. "Early on it showed how focused we were, but it's hard to maintain that focus throughout. They're going to be ready Wednesday and we know that we've got to be equally prepared to protect that home court we wanted so much."

Advertisement



FREE

Home Security System!

PROTECT YOUR HOME

CALL NOW and receive a **FREE** wireless remote control with **PANIC BUTTON!**

It's not just to protect your home and children with only a \$29 activation fee and the purchase of alarm monitoring service. Terms & conditions apply.


\$850 Value!



1-877-246-7519

Mon-Fri 9am - 4pm Sat 9am - 7pm Sun 11am - 6pm EST

http://www.washingtonpost.com/wp-dyn/content/article/2010/08/22/AR2010082202381_pf.html

Print Powered By  FormatDynamics

The Washington Post

Much at stake when Washington Mystics play New York Liberty on Friday

By Katie Carrera
Washington Post Staff Writer
Friday, August 20, 2010; 12:15 AM

Nakia Sanford can safely say that in her seven previous years with the Washington Mystics she's never played with the opportunity the team possesses in the final weekend of this WNBA regular season. Rather than scraping and fighting for the slimmest hope of making the playoffs, Washington sits in a position of power.

At 20-12, the Mystics have already guaranteed that this is the most successful regular season in the franchise's 13-year history. They've clinched a berth in the postseason, where they will appear in consecutive years for the first time, and now they're competing to be one of the top two seeds and gain home-court advantage in the first round.

"It's so nice to not be fighting just for fourth place," said Sanford, who is the longest-tenured Mystic. "The pressure really is off in the sense that we can think about reaching goals rather than fighting to just make it in. We don't have to win these games, we want to win home-court advantage."


Whether the Mystics get the chance to play two playoff games at Verizon Center, where they are 12-4 this season and have consistently played with moxie, in the best-of-three first round series hinges on the result of their final two regular season contests against fellow playoff-bound Eastern Conference teams New York and Atlanta.

If Washington defeats both the Liberty (21-11 after Thursday's 95-85 win over Tulsa) and Dream (19-14) it is guaranteed to finish as at least the second seed in the East with home-court advantage. While the Mystics and New York could still close the regular season with identical 22-12 records, a Washington victory Friday night would give the Mystics the first tiebreaker over New York with a better head-to-head record. The season series between the two teams stands at 2-2 heading into the game.

Should the Mystics lose to New York, they would need to beat Atlanta on Sunday and also have Indiana (21-11) lose its two remaining contests to leapfrog into the second spot by virtue of tiebreakers against the Dream and Fever to gain home court.

"We've talked about it and really, we don't have to worry about what other teams do. And now it's exciting to know that we control our own destiny," Mystics Coach Julie Plank said. "We're all excited to have the opportunity to still possibly win the East or get a top seed. Playing at home with so much at stake [Friday] is great for us, it's going to be a huge game and we know New York has been playing very well."

Advertisement



Winners of 10 straight, the Liberty has been the hottest team in the WNBA since the all-star break. New York defeated the Mystics twice (75-67 on July 15 and 85-77 on Aug. 6) as it fought its way from last place in the Eastern Conference standings to a playoff berth and is challenging for the conference crown.

For its most recent win, New York, which has one game against Connecticut left after facing the Mystics, thrashed Indiana in an impressive 78-57 win on Tuesday that prevented the Fever from clinching the top seed.

Led by MVP candidate Cappie Pondexter, who is averaging more than 21 points per game, the Liberty has discovered the cohesion it lacked early in the season.

"It just seems like they figured how to play together," Washington point guard Lindsey Harding said. "They're playing Cappie's aggressive style now, sometimes it takes a while for a team to gel like that, but they are now. The key against them is to do a great job defending Cappie and make her take tough shots. Even so, she's going to get hers, so we have to make sure no one else on their team gets hot at the same time."

In addition to determining who gets home court, these final two regular season games give the Mystics a chance to extend their four-game winning streak and set a tone against teams that they might face next week in the first round of the playoffs.

"We're all excited to play New York right now," Sanford said. "Both teams are playing well and it's going to be an extremely tough test for us with the playoffs coming up, but I don't think we'd want it any other way."

Post a Comment

View all comments that have been posted about this article.

You must be logged in to leave a comment.

[Login](#) | [Register](#)


Submit

Comments that include profanity or personal attacks or other inappropriate comments or material will be removed from the site. Additionally, entries that are unsigned or contain "signatures" by someone other than the actual author will be removed. Finally, we will take steps to block users who violate any of our posting standards, terms of use or privacy policies or any other policies governing this site. Please review the full rules governing commentaries and discussions. You are fully responsible for the content that you post.



The Case for Mo Currie: Mystics GM Angela Taylor on Her Most Improved Player

by LJ Roffer on Aug 19, 2010 8:00 AM EDT in WNBA 0 comments



Monique Currie is a strong candidate for 2010's Most Improved Player. *Photo by Craig Bennett/112575 Media.*

As the regular season winds down and followers of the WNBA begin to cast their votes for the end-of-season awards, I sat down to chat with the General Manager of the Washington Mystics, Angela Taylor, to discuss Monique Currie and the case for her as Most Improved Player of 2010. In a **recent article** from **QMcCall** about the top contenders for this season's MIP award, Currie was listed as #2 behind the Liberty's Leilani Mitchell.

While Mitchell's improvement came as a result of increased shooting efficiency and better decision-making as a point guard, Currie's all-around game has been affected by the loss of the Mystics' franchise player, Alana Beard, and the need for her to step into a primary role-player position.

Before our interview began, Taylor mentioned to me that she was surprised by the amount of attention the competition for MIP was receiving this season, but she was more than happy to discuss why her player is deserving of the award.

How do you think, just from watching her last year to this year, that Monique's game has changed or improved?

I guess first when I look at the most improved award, for me, when you're looking at the criteria, I wanna look at three different things. First is- who's improved their game? And then the second is who's improved statistically? And finally, whose improvement has had a direct impact on the team's performance? And if you look at Monique, she's one of the few players in the league that I can say across the board meets each of those criteria.



She's improved her game tremendously in the off-season. She went overseas, she had a great year in Italy and then she finished it off in Russia. And you see that she's done a couple different things, like she handles the ball much better, so that was one of the things she worked on in the off-season. She also looked at her middle game... she can get to the rim, she finishes very well, she gets to the free throw line, and she shot a pretty high percentage from the floor, but it was the middle game- being able to take whatever the defense gives you, making better decisions- she's gotten better there.

And then you also look at her, I compare her to Tamika Catchings, one of the few players that can fill up the stat sheet in a lot of different categories and so she's done that as well. So she's sharing the ball, and...creating opportunities for her teammates, and so her assists are up. She can rebound the ball offensively and defensively so she's one of the better offensive rebounders from the three position. She can run the floor and then she's scoring pretty well for us, and she's defending and her steals are up as well so I look at that improvement in a lot of different categories.

And then you know, obviously statistically she's improved. From points per game she's up from 8 to 14 so, what, a 70% increase? She's up in rebounding about 14% or 15% as well, and then you look at her shooting percentages across the board- she's always been a great free throw shooter- but her free throw percentage has gone up in the top 5 in the league. Her three-point field goal percentage; she was our best three-point shooter last year at 38% but now she's at 44%, which is huge. And then also to be able to get to the free throw line as one of the top 5 in the league, in fact, getting to the free throw line and getting those attempts, she's really improved her game in a lot of different categories.

And then, you know, Alana Beard is out. Alana's our franchise player and so she's done this under the auspicious position of not having our player, our main player there. And having to be the go-to player from the start, she was really the catalyst for us this season, so I think that those three criteria, Monique has met.

How much do you think her increased statistics and improvement is a result of Alana not being on the floor?

You know, I think that it's a combination, more scoring opportunities, a little bit more responsibility. All of our players knew coming into the season that everyone was gonna have to step up their game to make

up for the loss of Alana Beard because she does so much for this team. So you look at Monique and I think she took that personally and as an opportunity for her to step into her game.

But I also think that improvement happened before Alana was injured and before we knew that she was injured. But you look at some other candidates, I think, for most improved player, their stats have improved but they ... may be a secondary player ...and Monique is having to be a primary role for us this year, so under those circumstances I've been impressed with her play.

A lot of people wrote the Mystics off after losing Alana Beard to injury. In spite of that, they have had a stellar season. Do you think that's as a result of players like Monique Currie and Crystal Langhorne stepping up, or if it's more of a team cohesion that's really given them their success?

It's both. You know, you look at, with Alana being out, a lot of times you experience success when there's obstacles put in your way. And so our team really stood up to the challenge of having Alana not being in the lineup this year... You know, Julie Plank, our head coach, says 'The Tough Ten'. We have 10 players who all have known that they had to step up their games so from Lindsey Harding to Matee Ajavon to Monique Currie to Marissa Coleman, everyone knows that on any given night we need somebody to elevate their game. Consistently that's been Crystal Langhorne and Monique Currie.

And finally, Crystal [Langhorne] won the Most Improved Player award last year and you have Monique who's really considered as one of the top contenders. Do you think there's something about this team that's conducive to allowing players to grow?

Absolutely. It's part of our vision. I think Coach Plank and I both share the fact that in order to get your team better a lot of times you can't control where you're gonna be in the draft or who you're gonna draft. You can't control free agencies, but you can control getting your players better. So player development has been one of the primary things that we focused on from Dr. Johnson to Ted Leonsis we realized as an organization we need to develop or talent from the inside out and if we do so, and then you're able to add pieces here and there, then you will be able to build a long-term successful program. So player development has certainly been something that has been a strong focus for us, and I think it started with Crystal Langhorne last year and I think a lot of her teammates, Crystal motivated her teammates to use the off-season as a platform for getting better and improving their game as well.

* * * * *

The interview with Taylor was conducted prior to the Mystics' ugly victory at home against the Minnesota Lynx. After the game, I asked Currie herself why she thought she might be in contention for the award and she jokingly told me that after that night's performance she wasn't deserving of it at all. But then she said, "I think it's a variety of things. You know, I'm definitely always working in the off-season to get better, trying to expand my game and add new things to it. Also the opportunity had presented itself for me to be a bigger contributor to the team with Alana missing the entire season and just being more aggressive and just playing, and I don't know much about what I'm in the running for, but I just try to go out there and do the best that I can."

Read More: [washington mystics](#), [angela taylor](#), [monique currie](#), [leilani mitchell](#),
[most improved player](#)

The Washington Post

Washington Mystics clinch WNBA playoff berth with win over Seattle Storm

By Katie Carrera

Washington Post Staff Writer

Sunday, August 15, 2010; 11:47 PM

The Washington Mystics had trailed since midway through the first quarter in a tight matchup against the WNBA-leading Seattle Storm when they began to rally in the third. It's been Washington's favorite 10-minute frame all week and against the Storm, which has long since clinched the top seed in the Western Conference and the league's regular season crown, the Mystics staked their claim once more.

As the Washington defense refused to cower when facing a roster full of all-stars, the Storm blinked. Offensive fouls by Swin Cash and Lauren Jackson on consecutive Seattle possessions led to the Mystics tying the score then taking a lead off a jump shot by Lindsey Harding. The game continued in close fashion, but Washington never trailed again in an eventual 80-71 win over Seattle (25-6) that brought the 9,438 at Verizon Center on Sunday afternoon to their feet for the final minute.

"Playing against a team like that, they play hard they're physical, they have people who have a variety of things and you gauge yourself" with games like this, veteran guard Katie Smith said. "You understand the level that you need to be at every night. It's fun to play against teams that are good and executing and playing well."

By winning their third straight contest combined with a 79-66 Connecticut loss to Indiana, the Mystics (19-12) clinched a playoff berth in the Eastern Conference and set a new franchise record for wins. This playoff berth marks the first time in Washington's history that it will appear in the postseason in consecutive years. Indiana (21-10), New York (19-11) and Atlanta (19-13) have also sealed their trip to the playoffs.

Where the Mystics will finish, however, remains to be determined. Seeding hinges on the results of their three final regular season contests, including games against New York and Atlanta with tiebreakers against each team and perhaps home-court advantage in the first round up for grabs.

"It's nice to know that you've worked hard, you've put yourself in the position where

Advertisement



Send flowers
for any occasion

Bouquets \$19.99
from \$19.99 +s/h

ProFlowers®
Order ONLY at
proflowers.com/happy
or call 1-877-888-0688

http://www.washingtonpost.com/wp-dyn/content/article/2010/08/15/AR2010081502663_pf.html

Print Powered By  FormatDynamics™

The Washington Post

Washington Mystics clinch WNBA playoff berth with win over Seattle Storm

you're in control," Smith said. "It's really nice that it [won't] have to come down to the last game of the season when you need to win or you're not in. Now we have to play for a high seed."

In the third quarter, Washington's ability to consistently hit three-point attempts fueled a 13-4 run that allowed the Mystics to regain the lead. Led by Monique Currie, who tallied 25 points and a 5-for-7 performance from three-point range, including two during that stretch, Washington finished 9-for-19 behind the arc as part of a 26-for-60 overall shooting effort.

-- *FEVER 79, SUN 66*: In Uncasville, Conn., Tamika Catchings scored 26 points to help Indiana eliminate Connecticut from playoff contention for the second straight season. Indiana (21-10) increased its lead in the East to 1 1/2 games over idle New York.

-- *LYNX 84, SILVER STARS 78*: Lindsay Whalen scored 21 points, including six free throws in the final minute, and host Minnesota tightened the Western Conference playoff race.

- Associated Press

Advertisement



HEARTLAND QUALITY
OMAHA STEAKS
SINCE 1977

SAVE
up to **64%**

Plus, get
3 FREE Gifts

Special Code: 45069ZWN

To order: www.OmahaSteaks.com/print71
or call 1-877-586-4455

http://www.washingtonpost.com/wp-dyn/content/article/2010/08/15/AR2010081502663_pf.html

Print Powered By

 **FormatDynamics**

The Washington Post

Washington Mystics run over Tulsa Shock in front of President Obama

By Katie Carrera
Washington Post Staff Writer
Monday, August 2, 2010; D02

By the end of the first quarter Sunday it was clear that the Washington Mystics weren't about to waste their chance to make an example out of the Tulsa Shock, the worst team in the WNBA -- especially not with a few special guests in attendance.

In front of a crowd of 9,008 at Verizon Center that included President Obama and his youngest daughter, Sasha, the Mystics defeated the Shock, 87-62. It was their largest margin of victory this season.

"If you've got the president of the United States here, that's the ultimate home-court advantage for us," said Marissa Coleman, who recorded 14 points and 10 rebounds for the first double-double of her WNBA career. "When you put it all in perspective not too many professional athletes get to meet the president, let alone play in front of them, so for us to be one of the select few is big for women's basketball."

President Obama saw the Mystics (15-10) win their second straight to maintain their hold on third in the Eastern Conference standings, two games behind the first-place Atlanta Dream (18-9) and maintaining a single-game lead on fourth-place New York (14-11).

Although Tulsa (4-22) owns the worst record in the league, the Mystics were careful not to underestimate the Shock, especially with Washington just coming off a three-game losing streak that they snapped on Friday with a 77-73 win over Indiana (16-9).

"We didn't want to come in here and take them lightly but we wanted to come in and continue on a roll," point guard Lindsey Harding said. The losing streak is "over in my mind. It has to be. If we go on another losing streak like that we could be out [of the playoffs]. Each game is going to feed something to us and count so hopefully we're going in the right direction."

Heading into a key week of three road games against Eastern Conference foes Atlanta, New York and Connecticut, the Mystics got just the confidence boost they needed against Tulsa, which committed 18 turnovers and shot just 33.8 percent. Washington had six players reach double figures -- Monique Currie (15), Katie Smith (15), Coleman (14), Crystal Langhorne (11), Chasity Melvin (10) and Harding (10) -- as the team committed just 11 turnovers and shot 41.4 percent.

The game also gave Coach Julie Plank a chance to rest some of her usual workhorses -- Currie (31 minutes) was the only starter to play more than 26 minutes -- as the Mystics' roster of only nine active players received a much-needed break overall.

Advertisement



"It was a statement win as big as we beat them by, so definitely it's going to give us a lot of momentum," Coleman said. "I think this [upcoming road trip is] going to give us the opportunity to show what we're made of and what kind of character, what kind of fight that we have."

•**LYNX 72, STORM 71:** Seimone Augustus scored 24 points as Minnesota snapped Seattle's 13-game winning streak.

Augustus scored six quick points early in the fourth quarter to extend Minnesota's dwindling lead and became the second-fastest player in WNBA history to reach 2,500 career points, behind only Cynthia Cooper.

Sue Bird scored 16 points and Tanisha Wright added 15 for Seattle (22-3), which saw its franchise-best winning streak end.

•**MERCURY 97, SKY 96:** Diana Taurasi scored 35 points, including two free throws with 3.7 seconds left, to help Phoenix secure the win over Chicago.

Sylvia Fowles had 12 of her career-high 35 points in the fourth quarter to lead the Sky.

•**LIBERTY 71, SUN 67:** Cappie Pondexter scored 24 points, including the 3,000th of her career, to lead New York to a victory against Connecticut.

Pondexter reached the milestone in 154 games, the second fewest in WNBA history. She also propelled the Liberty to a win in a game that came down to the final minute. She hit three free throws in the final minute to give the Liberty a 70-67 lead.

•**DREAM 90, FEVER 74:** Iziane Castro Marques had 22 points, Angel McCoughtry scored 20 and Atlanta took over first place in the Eastern Conference with a victory over Indiana.

It was the fourth victory in a row for the Dream, which improved to 10-2 at home.

[View all comments](#) that have been posted about this article.

Post a Comment

[View all comments](#) that have been posted about this article.

Comments that include profanity or personal attacks or other inappropriate comments or material will be removed from the site. Additionally, entries that are unsigned or contain "signatures" by someone other than the actual author will be removed. Finally, we will take steps to block users who violate any of our posting standards, terms of use or privacy policies or any other policies governing this site. Please review the [full rules](#) governing commentaries and discussions. You are fully responsible for the content that you post.



Powered by Clickability

Posted: Thursday July 22, 2010 3:47 PM

Mystics making overdue run in crowded WNBA East

WASHINGTON (AP) - The Mystics recently turned in their best all-around effort of the year after a morning tipoff and their performance vaulted them from third to a tie for first - a place Washington hasn't been this late in the season in eight years.

It's been that kind of season in the WNBA's Eastern Conference, where no team has a losing record and only three games separated top from bottom going into Thursday's games.

"It's going to go down to the wire," said veteran guard Katie Smith, who had six points and five assists in Wednesday's 82-72 victory over the Atlanta Dream. "It's going to be pretty wild for the fans. The games are going to be so tough because everybody's fighting for their lives."

It can make a player's head spin trying to keep up with the daily standings flux, but the Mystics are more than happy to have a role in it. The franchise that hasn't accomplished much of anything in its 13-year WNBA existence finally seems to have its act together.

"All the pieces," said swingman Marissa Coleman, "are coming together at the right time."

Even though all the pieces aren't there. The Mystics' best player, Alana Beard, had ankle surgery before the start of the season and won't play this year. While her teammates were in the locker room discussing the win over the Dream, Beard was in the trainer's room going through her rehab.

But the Mystics have survived Beard's loss because they finally have a cohesive organizational game plan, led by their own version of Dr. J. The upswing began with team president and part-owner Shelia Johnson's infamous rant in August 2008, when she declared that the franchise hadn't "moved one ounce" in its history and that she "might as well shut down" the team if doesn't start winning.

She then hired a new general manager, Angela Taylor, and a new coach. Longtime college and WNBA assistant Julie Plank became the 11th Mystics coach in 13 seasons, a genuine article compared to some of the gimmicky hires of the past.

Plank took Washington to the playoffs last year - albeit with a 16-18 record - and Wednesday's win improved this year's record to 13-7 and the first-place tie, at least temporarily, with the Indiana Fever. The last time the Mystics were in first place this late in the season was on July 30, 2002.

"Having an owner like Dr. J, she's come in and totally just put her foot down and turned a lot of things around," Beard said. "She's passionate about it. This is something she cares about. To win it for her, you can't put it into words what it would mean. She's done a great job putting people in place. We have a coach that's come in and really understands what it takes."

Majority owner Ted Leonsis promotes the Mystics on his blog, noting that the team's commitment to build with youth through the draft takes a page out of the same philosophy he used to turn the NHL's Washington Capitals into perennial contenders.

"A rebuild plan that seems to be working again, eh?" Leonsis posted after Wednesday's win.

But Leonsis is concerned about empty seats at the Verizon Center. The Mystics remain one of the top-drawing teams in the league, but their average of 9,250 is 20 percent down from last year. Ironically, this comes in the same year that Leonsis took down the large, much-derided "WNBA ATTENDANCE CHAMPIONS" banners from the Verizon Center rafters.

"I must confess ... I am surprised and a bit disappointed that more people aren't coming to the games," Leonsis wrote this week in a blog entry that read more like a commercial. "This is a great brand of basketball. Prices are very affordable. The games are fun and quite competitive. The women are stellar athletes. It is a great value for families. Come on out to a game."

The Washington Post

Veteran Katie Smith's contributions to Washington Mystics are adding up

By Jorge Castillo
Washington Post Staff Writer
Wednesday, July 21, 2010; D06

As the Washington Mystics practiced last week at Verizon Center, a day after losing to the New York Liberty, Katie Smith watched and kept score while her teammates participated in four-on-four closeout drills. With only nine healthy players on the roster and all-star Crystal Langhorne also sitting out most of practice to rest her ankle, the team needed bodies. But logging just less than 32 minutes per game a year after suffering a herniated disk means the 36-year-old Smith can get away with watching a few drills.

Now in her 12th WNBA season, Smith signed with Washington in the offseason after deciding she didn't want to follow the Shock and its new coaching staff to Tulsa from Detroit. She was brought to the Mystics to provide depth off the bench for a back court already featuring four-time all-star Alana Beard, Lindsey Harding, Marissa Coleman and Matee Ajavon. But when Beard, the team's leading scorer last season (15.9 ppg), injured her left ankle less than two weeks before training camp started and underwent season-ending surgery, Smith's role in 2010 changed before the season even began.

The 5-foot-11 Smith has started in all but one of the team's 19 games this season, averaging 9.6 points in 31.8 minutes per game during the team's 12-7 start. Although that's a career low for Smith, the number was supposed to be lower.

"I told Katie I didn't anticipate her playing 32, 33 minutes every night, but she does what we need her to do to win," Coach Julie Plank said in a telephone interview last week. "Some nights she doesn't score points and probably has the biggest impact to our winning because she's a great defender and really a great leader for us. Sometimes I forget she's 36 years old and she sure doesn't play like it."

Smith has taken the unexpected load in stride.

"You never know exactly how it's gonna go," the three-time Olympic gold medalist said. "It's kind of what I've been doing my whole career. Some days it's more than others, some days you just got to take care of yourself. If my number's called to play that much then I'm going to be in there doing what's asked of me and fighting through whatever as a lot of people are doing now."

The points per game average is a far cry from when she was consistently among the league's leading scorers in the early 2000s but she said that's not her role now like it was when she was playing for the Minnesota Lynx early on in her career. In 2001, she led the league in scoring (23.1 ppg) and in 2007 she

Advertisement

ROLLOVER TO
**ACTIVATE
NIGHT
VISION**



became the first professional women's basketball player to score 6,000 career points, which she did in the WNBA and two seasons in the American Basketball League combined.

Her numbers dipped during her five seasons in Detroit, where she didn't average more than 14.7 points per game for a season. But she traded the scoring for wins. In Detroit, she led the Shock to two championships in 2006 and 2008, when she was named WNBA Finals MVP.

That doesn't mean she hasn't filled it up when needed, though. In back-to-back games against last season's two finals participants, Indiana and Phoenix, Smith scored 21 and 25 points, respectively. The Mystics won both games.

"Everyone knows Katie's a winner," Langhorne, the team's leading scorer and rebounder, said. "She's won at every level. She's very selfless so having someone like that on the team can only help."

Smith's back injury was so troublesome in 2009 that during the offseason she contemplated retirement. The herniated disk caused numbness and weakness in her left leg and made her wonder whether it was worth the risk to her long-term health. It eventually improved enough to continue her career and she joined Plank, a fellow Ohio State alum, and the Mystics.

"She knows what it takes to win in this league and that you have to bring it every night," Plank said. "She gives our team a lot of poise and confidence when she's out on the floor especially in closer games. She's a calming influence to our players out there."

In Sunday's 61-59 loss against Chicago, Smith struggled from the field, going just two of 12 from the field for five points. But she wasn't the only one. The Mystics went cold after a scorching start, shooting 35.1 percent from the floor for the game, including four of 16 from behind the arc.

Sitting in third place, a half-game ahead of Connecticut in the congested Eastern Conference standings, Washington is in the midst of its first losing streak since late May and will host an Atlanta team riding a three-game losing streak on Wednesday. The second-place Dream (14-8) started the season 6-0 and 13-4 but have struggled since and are now a half-game ahead of the Mystics. They are led by three all-stars: MVP candidate Angel McCoughtry, Iziane Castro Marques and Sancho Lyttle, who returned to the lineup in Saturday's loss against Connecticut after suffering a concussion.

The teams have met once this season, an 86-79 Dream win at the Verizon Center on June 5, and will meet twice in Atlanta after Wednesday's matchup.

Post a Comment

[View all comments](#) that have been posted about this article.

Comments that include profanity or personal attacks or other inappropriate comments or material will be removed from the site. Additionally, entries that are unsigned or contain "signatures" by someone other than the actual author will be removed. Finally, we will take steps to block users who violate any of our posting standards, terms of use or privacy policies or any other policies governing this site. Please review the [full rules](#) governing commentaries and discussions. You are fully responsible for the content that you post.


[LINK ACCESS](#) [Login](#) [Learn More](#)
 [SEARCH](#)

SPARKS vs FEVER
 TONIGHT 7:00 PM ET **ESPN2**

NEWS

[TOOLS](#)
[RSS Feeds](#)
[E-News Sign Up](#)
[Print](#)

Langhorne Making Mystics Contenders in the East

Posted Jul 21 2010 3:17PM

The toughest stretch of the season is ahead for the Washington Mystics. Ten games. Eight against Eastern Conference opponents. Their ultimate success could be determined by how these next three weeks pan out.

"I still think we're going to be headed in the right direction," Mystics center Crystal Langhorne said.

How well Langhorne's navigational skills are depends on her ability to excel. Thus far, the 23-year-old has stood out as the Mystics' top player this campaign. Langhorne is among the league's Top 10 in points (16.8, 8th), rebounds (9.7, 5th) and minutes (34.6, 2nd). She also ranks behind four of the league's biggest stars — Tina Charles, Erika de Souza, Sancho Lyttle and Sylvia Fowles — for double-doubles (8).

"She's our go-to player," Mystics head coach Julie Plank said. "Sometimes I think she just gets beat up in there, but she'll just do whatever it takes to win."

There was uncertainty heading into the season for Washington after four-time All-Star Alana Beard went down with an ankle injury. How would they survive in the East without their superstar? The easy answer was that someone had to step up. That individual became Langhorne.

"She's the first one in the gym, the last one to leave. She's totally unselfish," Plank said. "She gives our team a lot; a lot of confidence."

For the week that ran June 21 to June 27, Langhorne was recognized as the WNBA's Eastern Conference Player of the Week. This was the first such honor for Langhorne, who paced the Mystics to a 2-1 record on 27.7 ppg during that span. Statistics like that also helped her earn her first trip to the Stars at the Sun game.

"I think her awards, accolades are well deserved," Plank said. "I was happy to see her get an All-Star team, and I think she's a legitimate MVP caliber candidate."

The truth is: It isn't surprising to see Langhorne producing so well. Last season, when she was named the league's Most Improved Player, she dropped 12 points and grabbed nearly eight rebounds a night in the nation's capital. Plank rewarded her for those numbers by naming the Maryland product the Mystics' starting center for the 2010 season.


Putting Langhorne on the floor nightly with Katie Smith, Lindsey Harding and Monique Currie has worked well. Washington's 13-7 record positions them atop the East, tied with the Indiana Fever and a half game ahead of the Atlanta Dream. The organization has never won more than 18 games, a total they're on pace to surpass, especially if they can get through these next 10 games. Four of those are against the Fever and Dream. The other six come against the Connecticut Sun and New York Liberty, a team which is in last place, but only 3.5 games out of the top spot.

"The East is playing really well. It's usually the West that is doing that," Langhorne said. "From top to bottom, everyone is playing really well. It's great competition."

The toughest part of the upcoming contests, especially for Langhorne, may be inside the paint.

"We're going to have to rebound against them," Langhorne said. "Chicago has Sylvia. Connecticut has Tina Charles. Atlanta has de Souza and Sancho. When you're playing against teams like that you have to rebound. You have to defend against them."

Washington's success depends on Langhorne's ability to stop and score against those individual opponents. It's a tall order, but the reward could put them one immense step closer to the ultimate goal: a WNBA championship.



Crystal Langhorne is the key behind Washington's success in 2010.

Ned Dishman/NBAE/Getty Images

SCORE A JERSEY

GIVE A TICKET

Buy \$25 of adidas or Spalding WNBA Merchandise and be entered for a chance to win a trip to WNBA Playoffs or Finals

SHOP NOW

[MORE FEATURES](#)
[VOICES](#)
[EVENTS](#)
[WNBA 101](#)
[MORE WNBA](#)
[INTERACTIVE](#)

Sign In | Register Now

The Washington Post

TODAY'S NEWSPAPER
Subscribe | PostPoints

NEWS | POLITICS | OPINIONS | BUSINESS | LOCAL | SPORTS | ARTS & LIVING | GOING OUT GUIDE | JOBS | CARS | REAL ESTATE | RENTALS | CLASSIFIEDS

SEARCH: Try Our New Search go | Search Archives

washingtonpost.com > Sports > Mystics > Mystics Insider

Mystics Insider

SEARCH THIS BLOG

RECENT POSTS

- Currie, Harding added to all-star team
- Wednesday links
- Langhorne named player of the month
- Langhorne named to all-star team
- USA Basketball roster set for all-star game

Entries By Date

- Full Weekly Archive

SUBSCRIBE

Select ...

RELATED LINKS

- Official Mystics site
- WNBA

Currie, Harding added to all-star team

Washington Mystics Monique Currie and Lindsey Harding have been named as replacement players on the WNBA squad for Saturday's WNBA All Star Game (a matchup between WNBA all-stars and USA Basketball women's national team).

From the WNBA news release:

Currie, a fifth-year forward, will fill the spot vacated by the Seattle Storm's Lauren Jackson, who suffered a concussion last Saturday against the Los Angeles Sparks. Harding, a fifth-year guard, will assume the roster spot vacated by the Atlanta Dream's Sancho Lyttle, who also is sidelined with a concussion.

The Mystics now have three players participating in the game, including Crystal Langhorne, Washington's leader in scoring (17.0 ppg) and rebounding (9.8 rpg), who was voted to the WNBA squad earlier this week by the league's head coaches.

By Alexa Steele | July 8, 2010; 4:54 PM ET

Like

Be the first of your friends to like this.

Save & Share: Previous: [Wednesday links](#)

Sponsored Links

Obama Urges Homeowners to Refinance
If you owe less than \$729k you probably qualify for Obamas Refi Program
www.SeeRefinanceRates.com

Staples® Weekly Ad
Check out our circular for a coupon on our great deals for Back to School!
www.staples.com

Thinking Forward®
Register Now for Free Information, Tools & Advice for Bipolar Patients
BipolarTreatmentInfo.com

Buy a link here

Comments

Mystics are the toughest team in town right now. Go Chicas.

First and probably last

Posted by: squammy | July 9, 2010 4:47 PM | [Report abuse](#)

Mystics are the toughest team in town right now Go Chicas

Advertisement

MEXICO CRUISES
7 days from
\$499

CARIBBEAN CRUISES
7 days from
\$499

PANAMA CANAL CRUISES
14 days from
\$1,099

Holland America Line | FIND YOUR CRUISE

Sponsored Links

Sparks Fan: \$27 iPads?

Report: Sparks iPads are being auctioned for an incredible 83% off!
ConsumerProductsDigest.com

Stocks that Move up Big

Get alerts on penny stocks that make big moves, up to 300% in a day.
<http://www.hototc.com>

Buy a link here

Network News

MY PROFILE X

Friends' Activity

Login

You need to be logged into Facebook to see your friends' activity



Obama's debt commission warns of fiscal 'cancer'
1,568 people shared this.



Roman Polanski freed after Swiss reject U.S. extradition request
191 people shared this.



Historic oil spill fails to produce gains for U.S. environmentalists
328 people shared this.



Oracle octopus gets own World Cup for winning streak
121 people shared this.



Catalans rally for greater autonomy within Spain
1,330 people shared this.



'Barefoot Bandit' nabbed after 2 years as fugitive
375 people shared this.

Facebook social plugin

View More Activity

The Washington Post

Washington Mystics set their sights on conference champion Indiana Fever

By Katie Carrera
Washington Post Staff Writer
Tuesday, June 29, 2010; D03

Less than a half-hour after defeating the defending WNBA champion Phoenix Mercury, the Washington Mystics' thoughts turned to the Indiana Fever. After all, it is the Fever that won the Eastern Conference a season ago and knocked the Mystics out of the playoffs.

More important, Indiana represents the type of team Washington strives to be. How the Mystics (9-5) perform against the Fever (9-5) Tuesday, several players said, should provide an accurate measuring stick for their progress roughly halfway through the 2010 season.

"They play hard, they're a good team, they have really good players. I think wanting to face them is just a competitive thing," veteran guard Katie Smith said. "You want to play against a good team that expects to win. We want to be that. We want to be that consistent and we have a chance to prove that. We're all still battling and jockeying for position in the East, still trying to stay in the mix for playoff spots, so obviously it's a huge game in a lot of ways."


The Mystics say they've moved beyond the memory of 2009, when Indiana tormented them by winning all six meetings between the two teams. Even Washington's season-

opening 72-65 win over the Fever on May 15 seems distant, as both franchises have evolved this season in similar ways.

Heading into the 7 p.m. game at Verizon Center, Indiana and Washington have allowed the fewest points per game in the league, giving up just 71.64 and 72.64, respectively. Both thrive off their defense and ability to force opponents into making mistakes -- for example, Indiana's league-best 11.21 steals per game.

"These are the games I love," the Mystics' Nakia Sanford said. "It's a battle of wills, who can make the fewest mistakes and who can take advantage of whatever the defense gives them. They're very, very aggressive on defense, but that means that we'll have to use options. If we can go to our second and third options and if we're patient we should be okay offensively."

Advertisement



FREE Home Security System!

PROTECT YOUR HOME

ADT's award-winning equipment is available for a limited time only. Terms & Conditions apply.


CALL NOW and receive a **FREE** wireless remote control with **PANIC BUTTON!**

\$850 Value!

1-877-246-7519

Mon-Fri 9am - 10pm - Sat 9am-7pm - Sun 11am - 6pm EST

http://www.washingtonpost.com/wp-dyn/content/article/2010/06/28/AR2010062804748_pf.html

Print Powered By  FormatDynamics™

The Washington Post

Washington Mystics set their sights on conference champion Indiana Fever

While the Mystics must try to avoid falling into the Fever's defensive trap, they also must slow Indiana's two-headed monster of Tamika Catchings and Katie Douglas, who have long histories of success against Washington. Last season, Douglas set an Indiana record for points in a game (34) against the Mystics, and Catchings scored at least 19 points every time she faced Washington.

"We can do things to slow them down, we've got to take away what's comfortable," Monique Currie said. "We know them pretty well; they're mostly the same team that they were last year. While we have Katie Smith, who will help us out defensively especially with Tamika, who has been a handful for us since forever it seems. Players like [Catchings] and Katie Douglas you can't expect to stop them, but you can take things away from them. I think that's what we have to do."

Mystics note: Crystal Langhorne was named the WNBA's Eastern Conference player of the week for the first time in her career after her efforts in three games last week. The third-year forward scored 83 points on 34-for-49 shooting during that span.

Advertisement



Send flowers
for any occasion

Bouquets \$19.99
from \$19.99^{+s/h}

ProFlowers[®]
Order ONLY at
proflowers.com/happy
or call 1-877-888-0688

http://www.washingtonpost.com/wp-dyn/content/article/2010/06/28/AR2010062804748_pf.html

Print Powered By  FormatDynamics™

The Washington Post

Monique Currie is low-key about her lofty output for Mystics

By Katie Carrera
Washington Post Staff Writer
Saturday, June 19, 2010; D03

To Monique Currie, her emergence as arguably the Washington Mystics' best player this season was necessary. Perhaps it was even mandated by the predicament her franchise faced without its established star and by Currie's personal desire to begin asserting herself in games rather than letting the play dictate her actions.

She doesn't make a show of her staggering statistics -- which, more than a quarter of the way through this season, are career highs in most categories -- or ask for the attention they warrant. One of the Mystics' most versatile players only hopes that she can help lead her team back to the playoffs for the second consecutive season.

"It feels good to be able to perform consistently on a nightly basis and that's something that I constantly tried to accomplish in my career," Currie said earlier this week. "In this game, you've got to keep working you can't give up when things don't go the way you want them to. Things fall into place when they should."

Currie's struggle to find consistency has been well documented throughout her first four WNBA seasons, which is why when she started the 2010 campaign with 48 combined points in two games, many wondered if it would last. A month and 10 games into the season though, Currie's ability to be a game-changer has not wavered.

Heading into Saturday's contest against the Chicago Sky (4-7) at 7 p.m. at Verizon Center, Currie leads Washington (6-4) in scoring (17.9 points), steals (2.3) and free throw percentage among players with at least 10 attempts (86); and is tied for second among the Mystics in field goal percentage (49.2) and is second in rebounding (5.2). All career-best marks.

"Since I've been in the league, I feel like I've just kind of been sliding under the radar," said Currie, a Washington native who attended Bullis. "I haven't been too high, I haven't been too low, but a lot of the time I kinda just stood in the background and let things happen. This year what's a little bit different is I'm a little more aggressive and I'm taking charge and making things happen."

Chosen third overall in the 2006 draft by the now-defunct Charlotte Sting, Currie went first to Chicago before being traded to her hometown Mystics in 2007. She played through several systems during Washington's tumultuous rotation of coaches, but she's thriving in a second year under Coach Julie Plank's direction.

A go-to player in high-pressure situations, Currie is relied upon for her rebounding and defensive steadiness as much as her scoring and now level-headed shot-selection. When Currie became a restricted free agent at the end of the 2009 season, the Mystics eagerly tried to keep her in Washington.

Advertisement



ROLLOVER TO SEE BEYOND

Canon

"There were a few other teams trying to sign her," General Manager Angela Taylor said. "People saw the potential in her and know that she's one of the few players that can fill up a stat sheet with all the things she can do. Last year, number wise, might not have been her best, but she just needed time on the court and a definitive role."

Alana Beard, whose season-ending ankle surgery created the opportunity for Currie to lead the Mystics, always believed that her friend and former Duke teammate possessed the ability to guide a WNBA team.

"I've known for so long what she has in her," Beard said. "I've seen her work, I've seen her practice and I've seen her be the best player on this team in practice. But for some odd reason when she got in the game, it didn't translate. Now everything is clicking. Everything is transferring for her. That's what everyone's been trying to get out of her for so long and I'm glad it's finally here."

Post a Comment

[View all comments](#) that have been posted about this article.

You must be logged in to leave a comment. [Login](#) | [Register](#)

Submit

Comments that include profanity or personal attacks or other inappropriate comments or material will be removed from the site. Additionally, entries that are unsigned or contain "signatures" by someone other than the actual author will be removed. Finally, we will take steps to block users who violate any of our posting standards, terms of use or privacy policies or any other policies governing this site. Please review the [full rules](#) governing commentaries and discussions. You are fully responsible for the content that you post.

Sponsored Links

2010 Honda Civic \$1,734

NOW: High ticket items being auctioned for 95% off retail! Learn more.
SwipeBid.com

TODAY: MacBooks for \$24.78?

Special Report: Apple MacBooks are being auctioned at 85% off!
BargainHunterInsights.com

Castrol Community Site

Your Source for Car Care Tips, Car Message Boards, & How-to Videos.
CastrolLEC.com

[Buy a link here](#)

© 2010 The Washington Post Company

The WNBA is worth it.

Kyle Weidie | June 15, 2010 | 12:38 pm



A couple weeks ago, I was invited to cover a WNBA game, the Washington Mystics versus the Connecticut Sun. Some people snickered. Some asked why. Some didn't care.

And that's fine. This post isn't to convince anyone that the WNBA is great or that it's even better than they think. Plain and simple, the WNBA is worth it. Worth the effort to make sure it works. Worth the support and subsidization of the NBA ... although, the current level of the NBA's assistance is somewhat mysterious.

WNBA president Donna Orender was recently interviewed by Fortune's Poppy Harlow on CNMoney.com. When asked if the league gets financial support from the NBA, Orender carefully said, "We are an entity that runs ourselves, but with ... I would say we have support from the NBA, but there's always been these rumors that they're writing big checks for us ..." Harlow interrupted and implored Orender to clear the record on if the WNBA stands on its own feet financially. Orender responded, "At the league level, we do. Yes." A bit vague, but certainly indications of progress from Orender.

Individual teams, however, are another story. A report by the *Atlanta Journal-Constitution's* Henry Unger last December indicated that the Atlanta Dream, in its second season of existence, lost \$3 million, although official financial numbers are disclosed.

Over the league's existence, six teams have folded: the Portland Fire (2000-02), Miami Sol (2000-02), Cleveland Rockers (1997-03), Charlotte Sting (1997-06), Sacramento Monarchs (1997-09), and Houston Comets (1997-08). The Comets won the first four championships in league history. The Detroit Shock, winners of three championships in the past seven seasons, most recently in 2008, relocated to Tulsa for the current season.

Orender responded to trouble keeping teams afloat by comparing the WNBA to the struggles of other leagues in their youth, specifically citing the NFL and the NBA. Clearly, however, an apples to oranges situation. In this day of new media and high technology market research, the ability to penetrate markets and pinpoint target audiences is vastly different from trying to grow a sports league over 50 years ago.

Fact is, a growing audience has been hard to come by for the WNBA, evident by the league's attendance history. In its fourteenth year, the league is young, but it's not *that* young. According to WNBA attendance records on WomensBasketballOnline.com, in the league's first seven seasons, the league-wide attendance average was 9,560. In the last six years, the league-wide average has been 7,999. The reported average game attendance for the first four weeks of the 2010 season is 7,198. That's not exactly growth.

"We're watching [attendance numbers] very carefully," said Sheila Johnson, Washington Mystics president & managing partner, when I spoke with her after Ted Leonsis' introductory press conference as majority owner of the Washington Wizards. "I think the league has grown in many ways as far as our fan base, but we're still struggling a little bit with sponsorships."

Johnson, who also serves a vice-chair of Monumental Sports & Entertainment, the ownership group that controls the Wizards, Mystics, Washington Capitals and the Verizon Center, also pointed more toward societal factors as an influence on attendance. "I still don't think society as a whole has really embraced the female athlete as they should," she said in terms of goals to increase the WNBA's fan base. "And so it's something we're constantly working on and we're struggling with, and trying to really get the message out there of the importance of women and sports. Once society can start seeing its strengths, I think it's going to grow."

Cultural factors also come into play. For the most part, professional women basketball players get paid more overseas than they do in America. Thus, women's pro basketball is more embraced in other countries. The WNBA's summertime schedule does allow many players to participate in dual leagues, but that comes with the sacrifices of increased injury risk and shorter careers. But if the WNBA had a winter schedule, they simply couldn't compete, with foreign women's leagues or with the NBA.

NBA commissioner David Stern projected that his league's owners would collectively lose \$400 million this season. It's the economy, stupid (and a CBA that allows NBA owners to take "stupid pills," as Ted Leonsis would say). NBA union head Billy Hunter recently called the \$400 million figure, "baloney." Nonetheless, the health of the WNBA is certainly affected by the overall health of professional basketball in the United States, something which will improve in a better economy.

There are positive signs for the WNBA. Before the 2009 season, Stern said he was forecasting the league to finally break even. And in April, the Seattle Storm signed a marketing deal with Microsoft to put the name of the company's search engine, *Bing*, on the front of their jerseys. Orender said it was a "seven-figure plus" deal. LifeLock and Farmers Insurance have similar deals with the Phoenix Mercury and Los Angeles Sparks respectively.

Sheila Johnson said jersey sponsorships can be the difference. "We are definitely looking into it," when asked if the Mystics were considering the option. "That marquee sponsorship really does make the difference between our being in the red and being in the black. So we have been constantly talking with major corporations to see if we can get a marquee deal."

Johnson also sees Ted Leonsis' majority ownership of the Wizards as a plus specifically for the Mystics franchise. "The beauty about what we're doing here is we're going to be able to kinda blend the Wizards and the Mystics back together, as far as sponsorship sales, as far as even being able to sell packages." Six of the 12 current WNBA teams have connections with NBA ownership groups.

Still ... surely none of this matters to you. It all comes down to the product, right?

If you're a fan of men's basketball, it's probably not a two-way street toward fandom of women's basketball. Same sport, different games ... the main discrepancy coming in athleticism.

Men's basketball is more athletically entertaining in contrast to general human athletic capabilities. This can't be argued. Not to say women's basketball isn't athletically astounding in its own way, just very small in comparison to a pool of the world's greatest athletes. But athleticism is not a point that should be focused upon as a quality of the WNBA game anyway.

In fact, it's somewhat arrogant to consider the merits of the WNBA solely based on the idea that NBA-caliber athleticism spoils you from watching the women's game. If the game of basketball is all about dunking and athletic feats, then you aren't appreciating or getting the nuance of the sport, much less why people compete in the first place.

So the WNBA is not for you. It doesn't matter. The WNBA provides an alternative outlet for those passionate about basketball in ways that needn't matter to everyone.

The WNBA is for someone ... for young girls to cultivate a love for the game with the tangible goal of playing at the highest professional level in the United States ... for promotion of the sport on a worldwide level to both men and women, and not just across cultures, races, religions and ethnicity.

Through all the struggles, criticism and growing pains, the WNBA is worth the effort and worth the presence. For the greater good of the game of basketball, the WNBA is worth it.

[illegible]

After the game I attended, I spoke to a couple WNBA players, **Marissa Coleman** and **Monique Currie** of the Washington Mystics and **Tan White** of the Connecticut Sun, about the role their league plays in the ambassadorship of the game of basketball, especially for girls.

The Washington Post

Every Mystics player scores in 82-65 rout of Liberty

By Katie Carrera
Washington Post Staff Writer
Sunday, June 13, 2010; D02

With time winding down in the third quarter Saturday night, the Washington Mystics left no doubt who controlled this game. They already held a double-digit lead over the New York Liberty for most of the second half, but the Mystics delivered a knockout blow when Lindsey Harding and Marissa Coleman hit three-pointers 25 seconds apart with less than two minutes remaining in the period.

The late flurry allowed the Mystics to enter the fourth quarter in possession of a daunting 20-point advantage that eventually resulted in a dominant 82-65 win over the Liberty in front of 8,492 at Verizon Center. For the second time in as many nights, Washington refused to let an opponent back in a contest it dictated having finally found its killer instinct.

"We wanted to come out and be aggressive," said small forward Monique Currie, who had 20 points and a career-high six steals. "We had a conversation amongst ourselves about how we need to be tougher and how we need to finish teams and put teams away and I think we were really focused on executing that."

The full team meeting came right before this weekend's slate of back-to-back games. Washington (6-4) had lost four of its past five and the Mystics wanted to locate their grittiness and swagger and did they ever. The team that averaged 75 points per game, only a half point better than their opponents' average heading into Friday, evolved into an efficient and seemingly effortless offensive machine.


New York (4-5) never led as the Mystics refused to relent after a hot start. Currie, who tied with the Liberty's Cappie Pondexter for the game high in points, tallied eight of the team's first 10 points and helped establish a 23-12 lead by the end of the first quarter.

Unlike other games this season though, the Mystics offense was not one-dimensional. Four players -- Currie, Crystal Langhorne (13), Lindsey Harding (13) and Matee Ajavon (11) -- posted double-digit totals. More impressive was that each of the Mystics' 10 players scored in the victory, marking the first time the team has done so during the 2010 season. Along with the well-balanced scoring output, nine Mystics saw at least 11 minutes of playing time and none received fewer than six.

"That's exactly how we're going to win," Harding said. "You can't just depend on one person to do this or do that because sometimes people will have off nights, they'll get exhausted, they'll get tired. If we have everybody on the floor doing their part and contributing it puts us in the best position to win."

Shooting with a 50 percent success rate from field-goal range, the Mystics continued to attack the Liberty, who committed 21 turnovers in the game, including 14 in the first half alone. Conversely,

Advertisement



Washington recorded a new season low in turnovers with only eight against New York.

"That's been an issue for us, taking care of the ball," Coach Julie Plank said. "I think we worked on execution and moving the ball better and putting some different sets in and I definitely think it was big to be disruptive to New York."

Post a Comment

[View all comments](#) that have been posted about this article.

Comments that include profanity or personal attacks or other inappropriate comments or material will be removed from the site. Additionally, entries that are unsigned or contain "signatures" by someone other than the actual author will be removed. Finally, we will take steps to block users who violate any of our posting standards, terms of use or privacy policies or any other policies governing this site. Please review the [full rules](#) governing commentaries and discussions. You are fully responsible for the content that you post.

Sponsored Links

PMP Certification Prep

100% Online PMP Exam Prep course from Villanova University. Learn More.
VillanovaU.com/PMP

#1 Energy Pick of the Decade!

AEGY, the forefront of green, renewable energy. Explosive Gains!
www.EnergyStockReports.com

TODAY: iPads for \$123.74?

Alert: iPads are being auctioned on SwipeBids.com for 95% off today!
techtends.consumeradvocateweekly.net

[Buy a link here](#)

© 2010 The Washington Post Company

[Home](#)
[XXL](#)
[SLAM](#)
[RIDES](#)
[0-60](#)
[ANTENNA](#)

YOUR SOURCE FOR THE BEST IN BASKETBALL

SLAM

[SLAM Facebook](#) | [SLAM Twitter](#) | [SLAM Newsletter](#) | [RSS](#)
[Home](#) | [News & Rumors](#) | [NBA](#) | [Blogs](#) | [Media](#) | [Kicks](#) | [College & HS](#) | [Other Ballers](#) | [Magazine](#)
Subscribe
HOT TOPICS: [Mock Draft: Evan Turner Goes 2](#) [Nash's Broken Nose](#) [John Wall Q&A](#) [Kobe-LeBron Issue](#)

[Video: Jason Williams Snaps After Game 3 Loss](#)[Andrew Bynum Ready For L.A./Boston Finals](#)

May 23, 2010 3:47 pm | 8 Comments

Washington Mystics Turning Heads

Loudly stating to WNBA, "Don't count us out."

by Stephen Lital / [@stephenlital](#)

One of the surprises early into the WNBA season is the play of the Washington Mystics. After a season-ending injury before the season began to team star Alana Beard, many wrote off the squad. Yet, the team wanted to make a statement early on to the doubters, essentially saying, "Don't count us out." With a record of 3-0 out of the gate, the Mystics statement rang throughout the WNBA very loudly.

"We want to steal as many games as we can on the road," said new Mystic Katie Smith. "Obviously, Indiana is the measuring stick for the East with what they did last year and their whole squad is back. It's early, but as I said, we'll take whatever we can. For us, it's about getting wins and trying to get better every night."

Team general manager Angela Taylor loves her team. She is working to build a team that will compete for a WNBA championship and appreciates how her team is beginning the 2010 season. Before their home win against New York, the Mystics went on the road into two hostile arenas and came away with wins.

"We always think of the WNBA season as a sprint, so you do really need to get off to a good start and sustain it in order to challenge and compete for one of four spots in the playoffs," said Taylor. "It was important for us to get off to a good start and we have some new pieces on our roster. We had a great training camp, so to go on the road and win against two really good teams is nice. Home openers for our opponents too. Indiana was hanging their banner and talking about all the wonderful things last year and then come to Minnesota. It's Lindsey Whalen's first home game in Minnesota with a great crowd on hand and get another victory. It's nice, but we also need to continue to improve."

Even with their early season success, the Mystics would much prefer to have the injured Alana Beard on the court with them. After all, Beard is a career 16.2 point per game scorer, but her greatest asset may be on the defensive end of the court. She is ferocious on defense, making life difficult for the opposing team and her offense does not allow them to let up on the other end of the court. Undoubtedly, it would be wonderful to have her on the floor, but the team has enough talent without her to compete.



"Obviously, you wish she was out there because she adds so much to the team offensively and defensively," said Smith. "She's just such a threat and a competitor, but that's the way it is. Everybody has things here or there throughout the season, but for us, we were able to prepare for it, understanding that all of us have to be ready to play every night. It's not 'Lindsey has to do it all,' 'Monique has to do it all' and I don't have to do it all. It's just a matter of everyone understanding what we're trying to get done and we all have to be mentally and physically ready to play. We have to pick up the slack by committee."

Without Beard, the team is still very talented and they are stepping up to the plate, as needed. Players like Katie Smith and Lindsey Harding are playing well, as is Nakia Sanford after taking some criticism for her play in the past. Yet, the player doing the heavy lifting to this point is Monique Currie, who is an early front-

runner for the MVP award. Currie is averaging 22.0 points per game on 56% shooting and 50% from behind the three-point line. She is also hitting her free throws at an amazing 95% clip.

"You know that injuries happen in sports and you can never prepare to lose your franchise player, but if you look at Monique Currie, Lindsey Harding, Katie Smith and all these players we have on our roster, everyone knows that they have to step up," said Taylor. "On paper, everything looks different than what actually happens on the court, so I think the season is just beginning and we realize that we are one of twelve teams that has an equal opportunity to win a WNBA championship and that's our mindset going into it."

But how is this all possible? It would have been understandable for the team to go through the motions during the season, expecting in their own hearts and minds that they would miss out on the playoffs. However, they have gone the other route, choosing to prove many people wrong who doubted them.

"I think that goes back to last year with the way we finished the season," said Taylor. "Playing in the playoffs against the eventual Eastern Conference champion Indiana Fever, we felt we were very competitive in that series and had an opportunity to move on. You know, a possession here or there and we could have moved on, so there's a lot of confidence coming out and we have a lot of those players returning. The entire off-season has been focused on not just getting to the playoffs, but getting beyond the playoffs. That's the foundation."



That experience in last season's playoffs build a confident foundation, making the team believe that they are capable of great things. Of course, Katie Smith—who is a WNBA legend—always expects great things of herself and her teams. Even though she is only about a week into her Mystic career, she sees the potential of her new team and chooses to be an emotional leader for the squad, never allowing them to get down on themselves.







"I think we can play with anybody," said Smith. "Every night is going to be tough because if you don't show up, you're

going to get beat. We have the individual players, but we also have a great group and our defense will keep us in games when we're not shooting the ball well. We will compete every night, we will be in ball games and it's just a matter of making those plays down the stretch to hopefully get those W's."

Crystal Langhorne, who is averaging 15.0 points and 9.3 rebounds per game, sums up the Mystics mindset for the 2010 season perfectly. When asked if fans, as well as the media wrote off the 2010 Washington Mystics, Langhorne spoke bluntly.

"Yeah, I think so, but we don't want to listen to that too much," said Langhorne. "We know the team we have and what we are capable of and I think we have great players on our team and play well together. We do want to prove some people wrong."

So far, they are turning many heads.

Add a Comment Invite a friend       

RSS

You might be interested in

Michael Jordan's Son, Jeffrey, to Leave Illinois

Evan Turner May Not Be The Second Pick

Sources: Nowitzki To Test Free Agent Waters

Video: Did Matt Barnes Push Kevin Garnett?

Tags: Alana Beard, Angela Taylor, Crystal Langhorne, Katie Smith, Lindsey Harding, Monique Currie, Monique Currie, Washington Mystics, WNBA
Tully Bevilacqua: Don't Sleep on the Fever

8 Responses to "Washington Mystics Turning Heads"

Bryan Posted: May 23 at 8:33 pm

I dont watch wnba but 3-0 seems very early to be giving thrm TWO articles on slamonline in the past week.

Stephen Liel Posted: May 23 at 10:19 pm

Bryan, Ben and I both write independently of each other, so we both write what we want/when we want. Sometimes there's crossover like this.

Bryan Posted: May 23 at 11:03 pm

O ok. That makes sense.

BostonBallar Posted: May 24 at 7:07 pm

they could have beat last years Wizards team easily...and did you see





WNBA President Orender says she has always "fundamentally believed" in the Mystics' talent

May 22, 6:43 PM · Andrew Tomlinson - Washington Mystics Examiner

WNBA President Donna Orender stopped by the Verizon Center to talk about the Washington Mystics and the league before last night's Mystics win over the New York Liberty.

One of the first things that Orender touched on was the Mystics success this year. She said she thought the Mystics could succeed before they started the season. To her, the team has worked as a whole to replace Alana Beard and is better off for it.

"I have always fundamentally believed that they had a broad base of talent here. I think they have players with the right character," Orender said. "Because they are so tight and close, when what happened to Alana Beard happened, I think it encouraged her team to step up. I think it is bringing out the best in her teammates. When she does come back, I think they are going to be really good this year."

The Mystics are just one of the many teams in the WNBA who have already had one or more significant injuries. Due to all of the injuries, the debate about whether a team should be able to replace an injured player has yet again come up. To Orender, there is no problem with the current system.

"[A player can be replaced,] they choose not to replace that player, that's their choice. We are coming off of our best competitive year in history with 11 players," Orender said. "Everyone figured out a way to make it work. It is like fine-tuning fantastic competition because the ability to get a seat on that bench is really difficult. I will tell you that it is working really well."

With the early success that Tulsa has seen, it would seem as if the WNBA would be eager to add more teams to the league. That is not the case however. Orender talked about following a set path before expanding again.

"There is a lot of discussion and I think we have learned a lot about this business to know, especially with Tulsa, that everyone won't follow the same path, but there are certain benchmarks you want to hit," Orender said. "As a perspective owner said, I don't want that perspective timeline to get in the way of my success."

One major thing that Orender wanted to stress was the success that the league has seen in the last two years. To her, there is nothing but optimism in the WNBA right now.

"We are coming off of our best playoffs, not just on the court, but in terms of overall people's interest," Orender said. "When you have Peyton Manning up in the box and Larry Bird challenging the community and Steve Nash on the other side and Larry Fitzgerald sitting courtside ... I find a lot of optimism in that. This league has nothing but opportunity."



Donna Orender(right) said there is nothing but optimism in the WNBA.
Creative Commons

1:49 pm | Posted by [wbeeball](#)

Mystics' Crystal Langhorne Scores a Milk Campaign Ad

After grabbing consecutive rebounds on the court, Washington Mystics forward Crystal Langhorne knows that low fat chocolate milk helps her rebound off of the court. Milk contains nine essential nutrients and a unique mix carbohydrates, protein, fluids and electrolytes to help her body refuel and replenish so that she's able to bounce back for her next big game or grueling practice.

Langhorne is the most recent athlete to join the National Milk Mustache "got milk?" Campaign and don the famous Milk Mustache. She joins other basketball all-stars who include Diana Taurasi, Chauncey Billups and Deron Williams. These athletes are keenly aware that what they ingest can make a significant difference in their performance.

"Crystal's a great role model for active teens as she shows how drinking low fat milk, eating right and training hard can bring you to the top of the game," said Miranda Abney, senior marketing manager at MilkPEP.

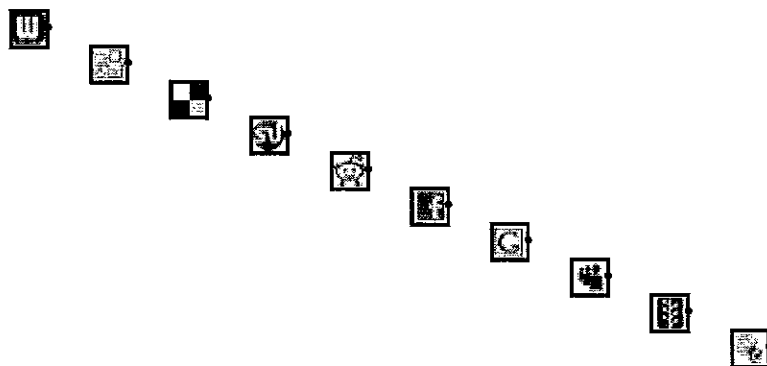
"We're proud to have Crystal join the ranks of so many other milk-drinking athletes who can talk personally to the performance benefits of milk."

Langhorne's ad copy reads: "Rebound. got milk?" and encourages others to go to [bodybymilk.com](#) to learn more about the nutrients found in milk that help athletes refuel after a workout. Langhorne unveiled her new "Body By Milk" ad during the Mystics 2010 home-opener at the Verizon Center, Fri., May 21 during a pre-game ceremony.

Related Posts:

- [Washington Mystics: Post players battling for position at training camp](#)
- [Langhorne, Mystics Sink Sun In Double OT](#)
- [Langhorne comes up big, Mystics beat Sun 69-65](#)
- [UConn welcomes a good challenge](#)
- [Sun's Jones Working Her Way Back](#)

Share and Enjoy: These icons link to social bookmarking sites where readers can share and discover new web pages.



The Washington Post

As training camp opens, Washington Mystics prepare for life without Alana Beard

By Katie Carrera
Washington Post Staff Writer
Sunday, April 25, 2010; D02

For the past two months as Alana Beard and Marissa Coleman worked out in preparation for the upcoming WNBA season, the veteran would tell the youngster that she shouldn't be shy anymore: She is no longer a rookie and it is time for her to elevate her presence as a member of the Washington Mystics.

As training camp opens Sunday at Verizon Center, Coleman won't be the only young player taking on additional responsibility as the Mystics begin to assemble a team that for the first time since 2003 won't have Beard on the floor.

"I would love to have Alana there obviously but it's an opportunity that's presented itself and I'm going to step up to the best of my ability," Coleman said. "I think we'll all have to."

Beard, Washington's franchise player, underwent successful surgery on her left ankle on Tuesday and is expected to miss the 2010 season. Beard will remain with the team as she rehabilitates, but the Mystics must find a way to make up for her scoring (a team-high 15.9 points per game in 2009), defensive prowess (team-high 72 steals) and her fiery on-court leadership.

Further complicating things is that the WNBA no longer has an inactive or injured-reserve list, simply 11 active roster spots per team, meaning Beard will remain on the active roster despite the injury. That gives Washington 10 open positions to fill by the regular season opener on May 15.

"We just have to get the best mix of players," Coach Julie Plank said. "It may not always be the shooters, the pure defenders, but it's going to be who complements each other and has a lot of versatility. The returnees will have to be better. The rookies will have to keep improving. Everyone's going to have to pick it up, and I think our players are willing to do that."

Washington's depth at guard and small forward should help soften the blow of Beard's absence. Free agent signee Katie Smith injects additional leadership and scoring to a group of key returning players, including speedsters Lindsey Harding and Matee Ajavon along with versatile swing players Coleman and Monique Currie. Kristen Mann and Kristin Haynie, whom Washington acquired as part of the Sacramento dispersal draft, could also fit into the mix.

The chance for additional responsibility is exciting for Coleman as she enters her second professional season, recovered from the ankle injury that disrupted her rookie campaign. She returned from her European team early to prepare for the new season, and she feels the poise that made her a dynamic presence at Maryland has returned.

Advertisement



HIRING!

Dedra F.
Senior HR Manager

FIND A GREAT JOB NOW! >>

The Ladders ONLY \$100K+ JOBS

"Looking back on last season, I didn't handle a lot of things the way that I normally would. The injury kind of messed with me a little," said Coleman. "Being here, working out with Alana, feeding off her energy and seeing how hard she works has really helped me get a lot of my confidence back."

Meanwhile third-year forward Crystal Langhorne will try to lead a renaissance in the post, where there should be a strong competition for roster spots between rookies Jacinta Monroe, Jenna Smith, Shanavia Dowdell and a host of returning players. But it will be Langhorne, who emerged as a cornerstone for the Mystics in her second season, with an opportunity to embrace an even larger role helping to mentor the rookies while improving her own game.

"We all know that although Alana's going to be here . . . the players on the floor will need to spark each other. We'll all have to be ready for new roles," said Langhorne, who averaged 17.1 points and nine rebounds per game for Rivas (Spain) during the 2010 EuroLeague season. "I've been working on a few parts of my game, trying to get my right-hand shots a little bit better and my ballhandling to cut down on turnovers, and I'm excited to just have a chance to get better this year."

Mystics notes: Several players will not be in attendance on the opening day of training camp because their seasons overseas have not yet concluded. They are: Harding (Lithuania), Ajavon (Turkey), Currie (Russia), Chasity Melvin (Turkey), Mann (Lithuania), Lauren Ervin (Turkey) and Carla Thomas (Croatia). The WNBA stipulates that Washington can have a maximum of 15 players on a training camp roster on any given day. The Mystics must trim their roster to a final 11 players by May 14.

[View all comments](#) that have been posted about this article.

Post a Comment

[View all comments](#) that have been posted about this article.

Comments that include profanity or personal attacks or other inappropriate comments or material will be removed from the site. Additionally, entries that are unsigned or contain "signatures" by someone other than the actual author will be removed. Finally, we will take steps to block users who violate any of our posting standards, terms of use or privacy policies or any other policies governing this site. Please review the [full rules](#) governing commentaries and discussions. You are fully responsible for the content that you post.

Sponsored Links

Mortgage APRs Hit 3.54%

Obama Urges Homeowners to Refinance as Mortgage Rates Drop Again.
www.SeeRefinanceRates.com

"Barely Legal" Discounts

Online auction "trick" nets reporter a MacBook for \$102.93. Full story...
www.ConsumerInsiderReviews.com

Obama Approves Credit Card Bill

Do You Qualify for a Credit Card Bailout? Find Out if You Can Get Help
www.LowerMyBills.com/Debt

[Buy a link here](#)

© 2010 The Washington Post Company